



CAI
YS
-S2,

Gov. Doc
Can
P

SESSIONAL PAPERS

VOLUME 3



SECOND SESSION OF THE NINTH PARLIAMENT

OF THE

DOMINION OF CANADA

SESSION 1902

58349
7/11/02



1

See also Numerical List, page 3.

ALPHABETICAL INDEX
OF THE
SESSIONAL PAPERS
OF THE
PARLIAMENT OF CANADA

SECOND SESSION, NINTH PARLIAMENT, 1902.

A	D
Adulteration of Food	Devlin, C. R.
Agricultural Implements	Disallowance of British Columbia Acts
Agriculture, Annual Report	Dividends unpaid in Banks.
Alien Labour Law	Dominion Lands.
American Bank Note Co.	Dominion Police.
Archives, Canadian.	E
Auditor General, Annual Report	Estimates.
B	Ewing, Treadgold & Barwick.
Banks, Chartered	Exchequer Court.
Belleville Post Office	Experimental Farms
Biology, Canadian.	F
Bonds and Securities.	Farmer's Farm.
British Canadian Loan and Investment Co.	Farm Land Values.
British Columbia Acts.	Fisheries, Annual Report.
C	Fishery Regulations.
Canadian Contingents to South Africa.	Fishing Bounties
Canadian Pacific Railway :	G
Appeal to Privy Council.	Geographic Board
Business with Interior Department	Geological Survey Report.
Increase of Capital Stock.	Glasgow Exhibition.
Lands sold by.	Governor General's Warrants.
Cattle, Canadian.	H
Central Experimental Farm	Hamilton and Guelph Mail
Chartered Banks	Harbour Commissioners
Chinese Immigration	I
Civil Service :	Immigration
Appointments and Promotions.	Indian Act.
Examiners.	Indian Affairs, Annual Report.
Insurance	Inland Revenue, Annual Report.
List.	Insurance, Abstract.
Superannuations.	Insurance, Annual Report.
Clinton, David.	Intercolonial Railway.
Coal Mining in British Columbia.	Intercolonial Trade.
Cold Storage on Steamships.	Interior, Annual Report
Commutations of Sentences.	Interior Department Officials.
Coronation of the King	
Contracts, Railways and Canals	
Criminal Statistics.	

J		R	
Japanese Immigration.....	54	Restigouche Indians.....	85
Justice, Annual Report.....	34	Rossland Miners' Union.....	90a
L		Roy, Adrien.....	80
Labour, Department of, Annual Report...	36	Royal Commission, Chinese and Japanese..	54
Lake Simcoe.....	79	Royal Commission <i>re</i> Paper Combine....	53
Langelier, Hon. F.....	94	S	
Library of Parliament, Annual Report....	33	Secretary of State, Annual Report.....	29
List of Shipping.....	21b	Seine Licenses in British Columbia.....	95
M		Shareholders in Chartered Banks.....	6
MacKenzie & Mann.....	98	Shipping, List of.....	21b
Mail, Hamilton and Guelph.....	59b	Simcoe, Lake.....	79
Manitoba Public Lands.....	83, 83a	Soulanges Canal.....	71
Marconi's Wireless Telegraph Co.....	51, 51a	South African Constabulary, &c.....	63, 96
Marine, Annual Report.....	21	Steamship Subsidies.....	97
Marine Biological Station.....	22a	St. Vincent de Paul Penitentiary.....	84, 84a
Militia and Defence, Annual Report.....	35	Sugar Imports.....	73
Monument to General Montgomery.....	91	T	
N		Taylor, Colonel, Report of.....	89
New Brunswick Railways.....	74	Therien, H.....	59d
North-west Irrigation Act.....	76	Thomas, Alphonse.....	59e
North-west Mounted Police.....	28	Timber Limits.....	88
O		Trade and Commerce, Annual Report...	10
Ontario Subsidies.....	92	Trade and Navigation, Annual Report....	11
Ottawa Improvement Commission.....	39	Trade Unions.....	50
Over-rulings of Treasury Board.....	43	Treasury Board Over-rulings.....	43
Oyster-Fishing Licenses.....	99	Trout Hatching.....	22b
P		U	
Pan-American Exhibition.....	86	Unclaimed Balances in Banks.....	7
Paper Manufacturers' Combine.....	53	Unforeseen Expenses.....	40
Paris Exhibition.....	57, 57a	V	
Police, Dominion.....	52	Vegetables from United States.....	66, 66a
Police, North-west Mounted.....	28	Violations of Alien Labour Law.....	60
Postmaster General, Annual Report.....	24	W	
Predaceous Fish.....	22b	Warrants, Governor General's.....	37
Preferential Trade.....	102	Weights, Measures, &c.....	13
Public Accounts, Annual Report.....	2	Winnipeg Post Office.....	59a
Public Printing and Stationery.....	32	Wireless Telegraph.....	51, 51a
Public Works, Annual Report.....	19	Wurtele, Hon. Mr.....	94
Q		Y	
Quebec Shoe Workers' Union.....	90	Yukon:	
R		Concessions and Leases.....	65
Railway Commissions, &c.....	20a	Ewing, Treadgold & Barwick.....	81, 81a
Railways and Canals, Annual Report....	20	Ordinances passed by Council.....	46
Railways and Canals Contracts.....	61	Timber Licenses.....	81b

See also *Alphabetical Index*, page 1.

LIST OF SESSIONAL PAPERS

Arranged in Numerical Order, with their titles at full length; the Dates when Ordered and when presented to the Houses of Parliament; the Name of the Member who moved for each Sessional Paper, and whether it is ordered to be Printed or Not Printed.

CONTENTS OF VOLUME 1.

(This volume is bound in two parts.)

1. Report of the Auditor General for the fiscal year ended 30th June, 1901. Presented 18th February, 1902, by Hon. W. S. Fielding. *Printed for both distribution and sessional papers.*

CONTENTS OF VOLUME 2.

2. Public Accounts of Canada, for the fiscal year ended 30th June, 1901. Presented 17th February, 1902, by Hon. W. S. Fielding. *Printed for both distribution and sessional papers.*
3. Estimates of sums required for the services of Canada, for the year ending on the 30th June, 1903, Presented 17th February, 1902, by Hon. W. S. Fielding. *Printed for both distribution and sessional papers.*
4. Supplementary Estimates for the year ending 30th June, 1902. Presented 6th March, 1902, by Hon. W. S. Fielding. *Printed for both distribution and sessional papers.*
5. Further Supplementary Estimates for the year ending 30th June, 1902. Presented 30th April, 1902, by Hon. W. S. Fielding. *Printed for both distribution and sessional papers.*
- 5a. Supplementary Estimates for the year ending 30th June, 1903. Presented 7th May, 1902, by Hon. W. S. Fielding. *Printed for both distribution and sessional papers.*
- 5b. Further Supplementary Estimates for the year ending 30th June, 1902. Presented 7th May, 1902, by Hon. W. S. Fielding. *Printed for both distribution and sessional papers.*
- 5c. Further Supplementary Estimates for the year ending 30th June, 1902. Presented 14th May, 1902, by Hon. W. S. Fielding. *Printed for both distribution and sessional papers.*
6. List of Shareholders in the Chartered Banks of Canada, as on the 31st December, 1901. Presented 21st April, 1902, by Hon. W. S. Fielding. *Printed for both distribution and sessional papers.*
7. Report of dividends remaining unpaid, unclaimed balances and unpaid drafts and bills of exchange in Chartered Banks of Canada, for five years and upwards, prior to December, 1901. Presented 9th May, 1902, by Hon. W. S. Fielding. *Printed for both distribution and sessional papers.*

CONTENTS OF VOLUME 3.

8. Report of the Superintendent of Insurance, for the year ended 31st December, 1901. *Printed for both distribution and sessional papers.*
9. Abstract of Statements of Insurance Companies in Canada, for the year ended 31st December, 1901. Presented 26th March, 1902, by Hon. W. S. Fielding. *Printed for both distribution and sessional papers.*

 CONTENTS OF VOLUME 4.

10. Report of the Department of Trade and Commerce, for the fiscal year ended 30th June, 1901. Presented 18th February, 1902, by Sir Richard Cartwright.
Printed for both distribution and sessional papers.

CONTENTS OF VOLUME 5.

11. Tables of the Trade and Navigation of Canada, for the fiscal year ended 30th June, 1901. Presented 18th February, 1902, by Hon. W. Paterson. *Printed for both distribution and sessional papers.*

CONTENTS OF VOLUME 6.

12. Inland Revenues of Canada. Excise, etc., for the fiscal year ended 30th June, 1901. Presented 27th February, 1902, by Hon. W. S. Fielding. *Printed for both distribution and sessional papers.*
13. Inspection of Weights, Measures, Gas and Electric Light, for the fiscal year ended 30th June, 1901. Presented 27th February, 1902, by Hon. W. S. Fielding.
Printed for both distribution and sessional papers.
14. Report on Adulteration of Food, for the fiscal year ended 30th June, 1901. Presented 17th February, 1902, by Hon. W. S. Fielding. *Printed for both distribution and sessional papers.*
15. Report of the Minister of Agriculture, for the year ended 31st October, 1901. Presented 21st February, 1902, by Hon. S. A. Fisher *Printed for both distribution and sessional papers.*
16. Report of the Directors and Officers of the Experimental Farms, for the year 1901. Presented 8th April, 1902, by Hon. S. A. Fisher. *Printed for both distribution and sessional papers.*

CONTENTS OF VOLUME 7.

17. Criminal Statistics for the year 1901. *Printed for both distribution and sessional papers.*
18. Report on Canadian Archives, 1901. Presented 23rd April, 1902, by Hon. S. A. Fisher.
Printed for both distribution and sessional papers.
19. Report of the Minister of Public Works, for the fiscal year ended 30th June, 1901. Presented 17th February, 1902, by Hon. J. I. Tarte. *Printed for both distribution and sessional papers.*

CONTENTS OF VOLUME 8.

20. Annual Report of the Department of Railways and Canals, for the fiscal year ended 30th June, 1901. Presented 19th February, 1902, by Hon. A. G. Blair. *Printed for both distribution and sessional papers.*
- 20a. Reports upon Railway Commissions, Railway Rate Grievances, and Regulative Legislation.
Printed for both distribution and sessional papers.

CONTENTS OF VOLUME 9.

21. Report of the Department of Marine and Fisheries (Marine), for the fiscal year ended 30th June, 1901. Presented 19th February, 1902, by Hon. J. Sutherland.
Printed for both distribution and sessional papers.
- 21a. Third Annual Report of the Geographic Board of Canada, 1901.
Printed for both distribution and sessional papers.
- 21b. List of Shipping issued by the Department of Marine and Fisheries, being a List of Vessels on the registry books of Canada, on the 31st December, 1901.
Printed for both distribution and sessional papers.
22. Report of the Department of Marine and Fisheries (Fisheries), for the fiscal year ended 30th June, 1901. Presented 26th February, 1902, by Hon. J. Sutherland.
Printed for both distribution and sessional papers.
- 22a. Contributions to Canadian Biology, being studies from the Marine Biological Station of Canada, 1901.
Printed for both distribution and sessional papers.

 CONTENTS OF VOLUME 9—*Continued.*

- 22b. Special Reports on the Hatching and Planting of Trout; the Propagation and Planting of Predaceous Fish, and the Aim and Basis of Fishery Regulations.
Printed for both distribution and sessional papers.
23. Report of the Harbour Commissioners, etc., 1901....*Printed for both distribution and sessional papers.*

CONTENTS OF VOLUME 10.

24. Report of the Postmaster General, for the year ended 30th June, 1901. Presented 17th February, 1902, by Hon. W. Mulock*Printed for both distribution and sessional papers.*
25. Annual Report of the Department of the Interior, for the fiscal year ended 30th June, 1901. Presented 20th February, 1902, by Hon. C. Sifton.....*Printed for both distribution and sessional papers.*

CONTENTS OF VOLUME 11.

26. Summary Report of the Geological Survey Department for the calendar year 1901. Presented 14th April, 1902, by Hon. C. Sifton.....*Printed for both distribution and sessional papers.*
27. Annual Report of the Department of Indian Affairs, for the fiscal year ended 30th June, 1901. Presented 20th February, 1902, by Hon. C. Sifton.*Printed for both distribution and sessional papers.*

CONTENTS OF VOLUME 12.

28. Report of the North-west Mounted Police, 1901. Presented 12th March, 1902, by Sir Wilfrid Laurier.
Printed for both distribution and sessional papers.
29. Report of the Secretary of State of Canada, for the year ended 31st December, 1901. Presented 27th February, 1902, by Hon. C. Fitzpatrick..... *Printed for both distribution and sessional papers.*
30. Civil Service List of Canada, 1901. Presented 19th February, 1902, by Hon. C. Fitzpatrick.
Printed for both distribution and sessional papers.
31. Report of the Board of Civil Service Examiners, for the year ended 31st December, 1901. Presented 20th March, 1902, by Hon. H. G. Carroll.....*Printed for both distribution and sessional papers.*
32. Annual Report of the Department of Public Printing and Stationery, for the year ended 30th June, 1901. Presented 27th February, 1902, by Hon. C. Fitzpatrick.
Printed for both distribution and sessional papers.
33. Report of the Joint Librarians of Parliament for the year 1901. Presented 13th February, 1902, by the Hon. The Speaker.....*Printed for sessional papers.*
34. Report of the Minister of Justice as to Penitentiaries of Canada, for the year ended 30th June, 1901. Presented 17th February, 1902, by Hon. C. Fitzpatrick.
Printed for both distribution and sessional papers.
35. Report of the Department of Militia and Defence of Canada, for the year ended 31st December, 1901. Presented 17th March, 1902, by Hon. F. W. Borden.
Printed for both distribution and sessional papers.

CONTENTS OF VOLUME 13.

36. Report of the Department of Labour, for the year ended 30th June, 1901. Presented 17th February, 1902, by Hon. W. Mulock.....*Printed for both distribution and sessional papers.*
37. Statement of Governor General's Warrants issued since the last session of parliament, on account of the fiscal year 1901-02. Presented 17th February, 1902, by Hon. W. S. Fielding.....*Not printed.*
38. Statement of all superannuations and retiring allowances in the civil service during the year ended 31st December, 1901, showing name, rank, salary, service, allowance and cause of retirement of each person superannuated or retired, also whether vacancy filled by promotion or by new appointment, and salary of any new appointee. Presented 17th February, 1902, by Hon. W. S. Fielding.
Not printed.

 CONTENTS OF VOLUME 13—*Continued.*

39. Statement of receipts and expenditures of the Ottawa Improvement Commission, for the fiscal year ended 30th June, 1901. Presented 17th February, 1902, by Hon. W. S. Fielding. *Not printed.*
40. Return showing the expenditure on account of unforeseen expenses from the 1st July, 1901, to the 13th February, 1902. Presented 17th February, 1902, by Hon. W. S. Fielding. *Not printed.*
41. Statement in pursuance of section 17, of the Civil Service Insurance Act, for the fiscal year ended 30th June, 1901. Presented 17th February, 1902, by Hon. W. S. Fielding. *Not printed.*
42. Return to an address of the House of Commons, dated 19th February, 1902, for copy of all papers and correspondence exchanged between Canadian and British authorities, with reference to the embargo imposed by the British government on Canadian cattle. Presented 6th March, 1902.—*Mr. Bourassa*. *Not printed.*
43. Return of over-rulings by the treasury board of the auditor general's decisions between the commencement of the session of 1901 and the session of 1902. Presented 18th February, 1902, by Hon. W. S. Fielding. *Not printed.*
44. Detailed statement of all bonds and securities registered in the department of the secretary of state of Canada, since last return, 11th February, 1901, submitted to the parliament of Canada under section 23, chapter 19 of the Revised Statutes of Canada. Presented 19th February, 1902, by Hon. C. Fitzpatrick. *Not printed.*
45. Orders of the Exchequer Court. Presented 19th February, 1902, by Hon. C. Fitzpatrick. *Not printed.*
- 45a. Rules of the Exchequer Court, pursuant to 52 Victoria, chapter 38, section 2. Presented 19th March, 1902, by Hon. H. G. Carroll. *Not printed.*
46. Ordinances passed by the Yukon council during the year 1901. Presented 19th February, 1902, by Hon. C. Fitzpatrick. *Not printed.*
47. Return of the names and salaries of all persons appointed to or promoted in the Civil Service of Canada during the year 1901. Presented 19th February, 1902, by Hon. C. Fitzpatrick. *Not printed.*
48. Copy of a report of the committee of the honourable the privy council, approved by his excellency on the 23rd January, 1902, relative to a proposed increase of the capital stock of the Canadian Pacific Railway Company, by twenty millions of dollars and correspondence relating thereto. Presented 19th February, 1902, by Sir Wilfrid Laurier. *Printed for sessional papers.*
49. Copy of a report of the committee of the honourable the privy council, approved by his excellency on the 31st May, 1901, relating to a contract with the American Bank Note Company and correspondence relating thereto. Presented 20th February, 1902, by Hon. W. S. Fielding. *Printed for sessional papers.*
50. Annual return under chapter 131 (R.S.C), intituled: "An Act respecting Trade Unions." Presented 21st February, 1902, by Hon. C. Fitzpatrick. *Not printed.*
51. Return to an order of the House of Commons, dated 26th February, 1902, for a copy of the correspondence relating to an agreement made between the government of Canada and the Marconi's Wireless Telegraph Company, Limited. Presented 26th February, 1902, by Sir Wilfrid Laurier. *Not printed.*
- 51a. Memorandum of agreement made the seventeenth day of March, 1902, between Marconi's Wireless Telegraph Company, Limited, and the Marconi International Marine Communication Company, Limited, and His Majesty King Edward Seventh, represented herein by the Right Honourable Sir Wilfrid Laurier, G.C.M.G., President of the King's Privy Council for Canada. Presented 15th April, 1902, by Sir Wilfrid Laurier. *Printed for sessional papers.*
52. Report of the Commissioner, Dominion Police Force, for the year 1901. Presented 26th February, 1902, by Hon. C. Fitzpatrick. *Not printed.*
53. Report of Commissioner and other documents in connection with the Royal Commission in re the alleged combination of paper manufacturers and dealers. Presented 21st April, 1902, by Hon. W. S. Fielding. *Printed for both distribution and sessional papers.*
54. Report of the Royal Commission on Chinese and Japanese Immigration. Part I.—Chinese Immigration. Presented 27th February, 1902, by Sir Wilfrid Laurier. Part II.—Japanese Immigration, together with all the evidence taken before the said Commission. Presented 14th April, 1902, by Sir Wilfrid Laurier. *Printed for both distribution and sessional papers.*

CONTENTS OF VOLUME 13—*Continued.*

55. Statement of the affairs of the British Canadian Loan and Investment Company, as on the 31st December, 1901. Presented 3rd March, 1902, by the Hon. The Speaker. *Not printed.*
56. Return to an order of the House of Commons, dated 19th February, 1902, showing the names and number of men employed on the 200 acres set apart at the Central Experimental Farm, Ottawa, as a farm proper to be handled as a farm, that is, as any farmer's farm might be handled; mentioned in the evidence of J. H. Gridale, Esq., given Thursday, April 11th, 1901, at the morning session of the select standing committee on agriculture and colonization. The number of employees and the wages paid to each employee. The total crop of various kinds grown on said 200 acres, and the amount said total crop was sold for. Presented 4th March, 1902.—*Mr. Wilson*. *Not printed.*
57. Supplementary return to an order of the House of Commons, dated 18th February, 1901, for copies of all correspondence, telegrams, letters, notes and memoranda exchanged between the Canadian commissioner at the Paris exhibition, or any member of the Canadian commission, and Lord Strathcona or the royal commission or the colonial secretary, in relation to the representation of Canada at the exhibition. Presented 4th March, 1902.—*Mr. Bourassa*. *Not printed.*
- 57a. Report of the Canadian Commission at the Paris exhibition. Presented 22nd April, 1902, by Hon. S. A. Fisher. *Not printed.*
58. Return to an order of the House of Commons, dated 19th February, 1902, for correspondence between the department of the interior or the minister of the interior, and Mr. C. R. Devlin, with reference to a letter that appeared in *United Canada* on 11th May, 1901, and a letter that appeared in the *Montreal Herald* on the 18th May, 1901; in both of said letters Mr. C. R. Devlin made certain statements, regarding members of this house. Presented 6th March, 1902.—*Mr. Wilson*. *Not printed.*
59. Return to an order of the House of Commons, dated 19th February, 1902, showing: 1. The names of all employees in the post office at Belleville, Ontario, on June 30th, 1896, together with the age of each, date of entry in the service, and the salary of each on the said date. 2. The number of employees dismissed from the Belleville post office since June 30th, 1896, with cause and date of dismissal. 3. The number of employees superannuated, the date of their superannuation, reason for their superannuation, how much superannuation allowance has been allowed to each; giving the names of all said employees so superannuated who have asked to be superannuated. 4. How many employees were employed in the Belleville post office on 1st January, 1902; what were their names and the age and salary of each employee on said date, and date of appointment. Presented 7th March, 1902.—*Mr. Wilson*. *Not printed.*
- 59a. Return to an order of the House of Commons, dated 10th March, 1902, for a list of the names of all permanent and temporary officials employed in the Winnipeg post office since the 1st of July, 1896; date of appointment, length of service, and salary up to the 1st of January, 1902. Presented 3rd April, 1902.—*Mr. La Rivière*. *Not printed.*
- 59b. Return to an order of the House of Commons, dated 28th April, 1902, of copies of all tenders received by the post office department in June, 1901, for carrying mail between Hamilton and Guelph. Presented 7th May, 1902.—*Mr. Smith (Wentworth)*. *Not printed.*
- 59c. Return to an order of the House of Commons, dated 14th April, 1902, for copies of all petitions, correspondence and any and all other documents addressed by any person or persons to the honourable the postmaster general upon which he or the department acted in dismissing, or which led to the dismissal of David Clinton, lately postmaster at Wellington, Ontario. Presented 9th May, 1902.—*Mr. Atcorn*. *Not printed.*
- 59d. Return to an order of the House of Commons, dated 28th April, 1902, for a copy of the petition sent to the government asking for the dismissal of Mr. H. Therien, postmaster at Grandes Piles, in the province of Quebec; and copies of all correspondence between the government and all persons interested in the subject of such dismissal. Presented 14th May, 1902.—*Mr. Ball*. *Not printed.*
- 59e. Return to an order of the House of Commons, dated 9th April, 1902, for copies of all correspondence, petitions, affidavits and documents relating to the dismissal of Alphonse Thomas as postmaster at La Prairie, P.Q. Presented 14th May, 1902.—*Mr. Monk*. *Not printed.*
60. Return to an order of the House of Commons, dated 27th February, 1902, for copies of all letters, telegrams and other correspondence between the department of labour and the Canadian Pacific Railway, Mr. John Wilson and other parties, in respect of alleged violations of the Alien Labour Law, between June 1st and September 1st, 1901. Also between officers of the immigration department and the Canadian Pacific Railway. Presented 7th March, 1902.—*Mr. Puttee*. *Not printed.*

CONTENTS OF VOLUME 13—*Continued.*

61. Return to an order of the House of Commons, dated 3rd March, 1902, showing:—1. All contracts awarded by the department of railways and canals during the year ending June 30th, 1901, in which the "Current Wages" clause was incorporated, and the amount of such contracts. 2. The number of such contracts in which the schedule of wages was prepared by the fair wages officers. 3. The number of such contracts in which the schedule of wages was prepared by the contractors and accepted by the department. 4. The number of such contracts which were unaccompanied by schedule of wages. 5. The number of contracts awarded by the department of railways and canals which did not contain either the "Current Wages" clause or a schedule of wages. Presented 11th March, 1902.—*Mr. Puttee*..... *Not printed.*
62. Report on the trend of farm land values as indicated by the selling price. Presented 11th March, 1902, by Hon. S. A. Fisher..... *Not printed.*
63. Return to an order of the House of Commons, dated 27th February, 1902, showing: 1. Whether the government or any member thereof, by letter or otherwise, gave any public or private assurance that in the selection of officers for the Canadian South African constabulary, which left for South Africa, last year, preference would be given to those Canadian officers who have served in South Africa and to other officers of the Canadian militia. 2. What persons, officers or others, applied for commissions in said constabulary. What is the military record of each, either in Canada, South Africa or elsewhere. 3. (a). What officers were selected and appointed; (b). What is the military record of each. 4. Who of those selected as officers had never before been officers. 5. Whether there were enough applications from officers of the Canadian militia to officer the constabulary, and the reason for their being passed over, and men without qualification, if there were any such, selected. 6. How many commissioned officers of the Canadian militia were enlisted in the first and second contingents, in the Royal Canadian Regiment, the Canadian Mounted Infantry, the Royal Canadian Dragoons, and the Canadian Artillery, as (a.) non-commissioned officers and (b.) as men. 7. How many non-commissioned officers and men of the permanent corps were enlisted in the corps named in question. How many of these were non-commissioned officers in South Africa. (c.) Why were the commissioned officers enlisted in the corps as privates, not given the non-commissions. Presented 11th March, 1902.—*Mr. Monk*..... *Not printed.*
64. Return to an address of the House of Commons, dated 19th February, 1902, for a copy of all papers and correspondence relating to the coronation of his majesty the king; the imperial conference which is to be held in London, and the appointment of Canadian delegates to the same. Presented 11th March, 1902.—*Mr. Bourassa*..... *Printed for sessional papers.*
65. Return to an address of the House of Commons, dated 19th February, 1902, for: 1. Copies of all applications for any portion of the ground covered by the Matson concession (so-called), or lease No. 9, in the Yukon district. 2. Copies of all applications for any portion of the ground covered by the Doyle concession (so-called), in the Yukon district. 3. Copies of all applications for any portion of the ground covered by the Bronson & Ray concession, in the Yukon district. 4. A memorandum showing the date on which the application in the Bronson & Ray concession was granted. 5. Copy of the application for all lay-overs in all these cases. 6. Copies of orders in council or other authority under which the minister of the interior granted any lay-over in these cases; and copy of the material, reports or other evidence upon which such lay-overs were granted. 7. A description of the Boyle concession and a map of same. 8. Copy of the application for Boyle concession. 9. The exact terms of the application in the case of the Milne concession. 10. The dates on which this application was made and granted. 11. Map showing ground covered. 12. The date when the application for the Slavin & Gates concession was made and filed. 13. Copy of Green's original map, with copy of field notes attached in the case of the Slavin & Gates concession. 14. Copy of telegram from the deputy minister of interior to E. C. Senkler as to the boundaries of this concession, dated on or about the 5th June, 1901. Presented 12th March, 1902.—*Mr. Taylor* *Not printed.*
66. Return to an order of the House of Commons, dated 20th February, 1902, for a statement in detail showing the quantity of vegetables imported from the United States and entered at the ports of Montreal and Toronto during the years 1900 and 1901, respectively, as well as of the amount of duties collected by the government of Canada during the said two years at each one of the said ports. Presented 14th March, 1902.—*Mr. Léonard*..... *Not printed.*
- 66a. Return to an order of the House of Commons, dated 20th February, 1902, for copies of all petitions, resolutions, letters, etc., addressed to the government in relation to an increase or a readjustment of the duties on vegetables, and of all replies sent by the government to said resolutions, petitions and letters. Presented 24th March, 1902.—*Mr. Léonard*..... *Not printed.*

CONTENTS OF VOLUME 13—*Continued.*

67. Return to an address of the House of Commons, dated 19th February, 1902, for a copy of all papers and correspondence relating to the disallowance of chapters 11 and 14 of the Statutes of 1900, province of British Columbia, viz.: "An Act to regulate immigration into British Columbia," and "An Act relating to the employment on works carried on under franchises granted by Private Acts." Presented 17th March, 1902.—*Mr. Bourassa*..... *Not printed.*
68. Return to an order of the House of Commons, dated 19th February, 1902, showing: 1. The amount of money spent each year from June 30th, 1891, to June 30th, 1901, on immigration. 2. The number of immigrants reported each year to have settled each year in the Dominion of Canada during the ten (10) years from 1891 to 1901, and the total for the ten years. 3. The number of immigrant agents employed by the Dominion government each year in Great Britain and Ireland from 1891 to 1901, and the total amount paid each year to the said agents, and the amount spent each year for printing and other expenses by the said agents. 4. The number of immigrant agents employed by the Dominion government each year in the continent of Europe from 1891 to 1901, and the total amount paid each year to the said agents, and the amount spent each year for printing and other expenses by the said agents. 5. The number of immigrant agents employed by the Dominion government each year in the United States of America from 1891 to 1901; and the total amount paid each year to the said agents; and amounts spent each year for printing and other expenses by the said agents; and by the government of the Dominion of Canada. Presented 18th March, 1902.—*Mr. Wilson*..... *Printed for sessional papers.*
69. Statement for parliament relative to fishing bounty payments for the year 1900-1901, required under section 4, of chapter 96, of the Revised Statutes of Canada, intitled: "An Act to encourage the development of the sea fisheries and the building of fishing vessels." Presented (Senate) 19th March, 1902, by Hon. R. W. Scott..... *Not printed.*
70. Return of all lands sold by the Canadian Pacific Railway Company, from the 1st October, 1900, to the 1st October, 1901. Presented 21st March, 1902, by Hon. W. S. Fielding *Not printed.*
- 70a. Return (in so far as the department of the interior is concerned) of copies of all orders in council, plans, papers and correspondence which are required to be presented to the House of Commons, under a resolution passed on 20th February, 1882, since the date of the last return under such resolution. Presented 21st March, 1902, by Hon. W. S. Fielding..... *Not printed.*
71. Return to an address of the House of Commons, dated 3rd March, 1902, for copies for all applications for water powers and other similar rights on or connected with the Soulanges canal, and all correspondence with respect thereto, and all reports, letters and communications of or from engineers or other experts respecting the same. Also all leases granted to any person, firm or corporation of water powers or other similar rights on or connected with the above named canal. Presented 20th March, 1902—*Mr. Bennett*..... *Not printed.*
72. Return to an order of the House of Commons, dated 26th February, 1902, showing amount of the rebate paid on agricultural implements exported from Canada for the fiscal year ending 30th June, 1901, specifying amount paid to each firm. Presented 20th March, 1902—*Mr. Henderson*. *Not printed.*
73. Return to an order of the House of Commons, dated 6th March, 1902, showing: 1. The amount of refined sugar imported into Canada (a) from the first of January to 31st December, 1900; (b) from the first of January to the 31st of December, 1901; 2. The amount of raw sugar imported within same dates, each year separate, and the name of the country from which it has been imported. Presented 20th March, 1902—*Mr. Madore*..... *Not printed.*
74. Return to an order of the House of Commons, dated 10th March, 1902, for a tracing showing the principal railway lines in operation in New Brunswick, and showing the railway lines, or portions of such lines, over which postal cars are run. Presented 24th March, 1902—*Mr. Costigan*. *Not printed.*
75. Return of orders in council, which have been published in the *Canada Gazette* and in the *British Columbia Gazette*, between 1st January and 31st December, 1901, in accordance with the provisions of subsection (d) of section 38 of the regulations for the survey, administration, disposal and management of Dominion lands within the 40-mile railway belt in the province of British Columbia. Presented 21st March, 1902, by Hon. W. S. Fielding..... *Not printed.*

CONTENTS OF VOLUME 13—*Continued.*

- 75*a*. Return of orders in council which have been published in the *Canada Gazette* between 1st January and 31st December, 1901, in accordance with the provisions of clause 91 of the Dominion Lands Act, chapter 54 of the Revised Statutes of Canada and its amendments. Presented 21st March, 1902, by Hon. W. S. Fielding. *Not printed.*
76. Return of orders in council which have been published in the *Canada Gazette* between 1st January and 31st December, 1901, in accordance with the provisions of section 52 of the North-west Irrigation Act, chapter 35 of 61 Victoria. Presented 21st March, 1902, by Hon. W. S. Fielding.—*Not printed.*
77. Return to an address of the House of Commons, dated 19th February, 1902, for copies of all letters, telegrams and other correspondence between the governments of Canada, Australia and New Zealand or any member thereof, respecting trade transportation, cable and other subjects of intercolonial concern. Presented 26th March, 1902.—*Mr. Campbell*. *Printed for sessional papers.*
78. Return to an order of the House of Commons, dated 10th March, 1902, for list of the names of all permanent and temporary officials of the several branches of the department of the interior, date of appointment, and their salaries, on the 1st July, 1896; also a similar list on the 1st July, 1901. Presented 26th March, 1902.—*Mr. LaRivière*. *Not printed.*
79. Return to an order of the House of Commons, dated 21st February, 1901, of all papers, reports and other data relative to the lowering of the waters of Lake Simcoe, with a view towards reclaiming certain flooded lands. Presented 26th March, 1902.—*Mr. McLeod*. *Not printed.*
80. Return to an address of the House of Commons, dated 27th February, 1902, for a copy of the report from the judicial committee of the privy council, dated the 8th day of December, 1901, in the matter of an appeal from the court of king's bench for the province of Quebec (appeal side) between the Canadian Pacific Railway Company, appellant, and Adrien Roy, respondent. Presented 7th April, 1902.—*Mr. Lemieux*. *Not printed.*
81. Orders in council with respect to the application made by Messrs. Ewing, Treadgold and Barwick, to divert water for mining purposes. Presented 8th April, 1902, by Hon. C. Sifton.
Printed for both distribution and sessional papers.
- 81*a*. Partial return to an address of the House of Commons, dated 9th April, 1902: 1. For copies of all orders in council, petitions, applications, reports, telegrams, correspondence, grants, contracts, agreements, documents, and communications in writing, relating to or concerning the grant to or concession to A. N. C. Treadgold and others, or to the Hydraulic Mining Syndicate, either separately or associated with A. N. C. Treadgold, of any claims, rights, and privileges on Bonanza, Bear and Hunker Creeks or their tributaries, or elsewhere in the Yukon territory. 2. A description and plan showing the situation, location, area, and other particulars of all the claims, rights, and privileges so granted or conceded to the said A. N. C. Treadgold and others, or to the said Hydraulic Mining Syndicate, as aforesaid. Presented 23rd April, 1902.—*Mr. Borden (Halifax)*.
Printed for both distribution and sessional papers.
- 81*b*. Return to an order of the House of Commons, dated 9th April, 1902, indicating: 1. The names of all grantees of permits to cut timber in the Yukon, to whom permits, licenses or leases have been issued since the 1st January, 1899. 2. The location of such grants. 3. The annual amount payable by the grantee, licensee or lessee. 4. The price or consideration of the grant. 5. The name in each case of the present holder of grant or lease, if transferred. 6. Whether each and every grant was publicly advertised for sale by auction. Presented 29th April, 1902.—*Mr. Monk*. *Not printed.*
82. Return showing the reductions and remissions under section 141 as added to the Indian Act by section 8, chapter 35, 58-59 Victoria, during the fiscal year ended 30th June, 1901. Presented (Senate) 8th April, 1902, by Hon. R. W. Scott. *Not printed.*
83. Return to an address of the Senate, dated 20th February, 1902, for copies of all orders in council, documents, memoranda, or other papers, relating to the transfer, from the federal to the provincial control, of public lands allotted for education in Manitoba, or relating to the payment by this government to the Manitoba government of any money—whether it be on the capital or on the interest—derived from the sales of such lands; also copies of all correspondence between the government or any member thereof, and the government of Manitoba or any member thereof, or any other persons, up to this date, in connection with the above matters. Presented (Senate) 9th April, 1902.—*Hon. Mr. Bernier*. *Printed for both distribution and sessional papers.*

 CONTENTS OF VOLUME 13—*Continued.*

- 83*a.* Return to an address of the House of Commons, dated 19th February, 1902, for a copy of all correspondence, petitions, orders in council, and any and all documents in connection with the demands of the provincial legislature, with regard to the school lands in Manitoba; moneys derived from sales thereof, together with interest accrued thereon. Presented 25th April, 1902.—*Mr. LaRivière.*
Incorporated with 83.
84. Return to an address of the House of Commons, dated 9th April, 1902, for copies of all correspondence, papers, letters, telegrams, etc., between the department of justice and the authorities of the St. Vincent de Paul Penitentiary, relating to the leave granted to the present warden, as well as that which passed respecting the superannuation of the said warden. Presented 21st April 1902.—*Mr. Léonard.*.....*Not printed.*
- 84*a.* Return to an order of the House of Commons, dated 9th April, 1902, for copies of all correspondence, letters, claims, etc., addressed to the government in regard to the indemnity of Trefle Nantel, a guard at the St. Vincent de Paul Penitentiary, who died on or about the 12th September, 1900; as well as all documents relating to that matter. Presented 21st April, 1902.—*Mr. Léonard.*
Not printed.
85. Return to an order of the House of Commons, dated 9th April, 1902, for a copy of the report of Inspector McRae of the Indian department relating to the investigation held by him respecting the complaint by the Restigouche Indians against Indian Agent Peters, together with all correspondence and documents in connection therewith. Presented 21st April, 1902.—*Mr. Fowler.*.....*Not printed.*
86. Report of the Commissioner for Canada at the Pan-American exhibition. Presented 22nd April, 1902, by *Hon. S. A. Fisher.*.....*Not printed.*
87. Report of the Canadian Commissioner at the Glasgow exhibition. Presented 22nd April, 1902, by *Hon. S. A. Fisher.*.....*Not printed.*
88. Return to an order of the House of Commons, dated 13th March, 1902, showing:—1. The number of timber limits, and where located, that have been disposed of by the government since July, 1896, in the province of Manitoba and North-west Territories. 2. The names of the purchasers in each case, and price paid for each limit. 3. Copies of tenders for each limit, and names of newspapers in which advertisements appeared. Presented 23rd April, 1902.—*Mr. Roche (Marquette).*
Not printed.
89. Return to an order of the House of Commons, dated 9th April, 1902, for any communications, reports, or other documents received by the government, or any member or department thereof, from Colonel Taylor, of Pittsburg, U.S.A., with reference to the deposits of coal and coal mining in South British Columbia, particularly the Crow's Nest Pass coal fields. Presented 25th April, 1902.—*Mr. Bennett.*.....*Not printed.*
90. Return to an order of the House of Commons, dated 9th April, 1902, for copy of petition dated on or about November 29th, 1901, from the president of the Quebec Trades and Labour Council to the department of labour, and of all documents connected with said petition or mentioned therein, or correspondence ensuing therefrom in reference to the arbitration controversy or conflict between the Shoe Workers' Union of Quebec city and Mgr. L. N. Bégin, Archbishop of Quebec. Presented 28th April, 1902.—*Mr. Puttee.*.....*Not Printed.*
- 90*a.* Return to an order of the House of Commons, dated 9th April, 1902, for copies of all letters, telegrams and other correspondence between the department of labour and the officers of the Rossland Miners' Union and other persons, in reference to the alleged violations of the Alien Labour Act in connection with the Rossland miners' strike. Presented 9th May, 1902.—*Mr. Smith (Vancouver).*.....*Not printed.*
91. Return to an address of the House of Commons, dated 14th April, 1902, for copies of all memorials, petitions or protests received respecting the erection of a monument to General Montgomery at Quebec, with dates; also copies of replies sent thereto. Presented 29th April, 1902.—*Mr. Clarke.*
Not printed.
92. Return to an address of the House of Commons, dated 9th April, 1902, for a statement of all moneys paid by the Dominion government to the province of Ontario during the calendar years 1900 and 1901, respectively; stating in each case how much of such moneys so paid was on account of subsidy, allowance for government, and interest, respectively. Also copies of all telegrams, letters, or correspondence of any kind in any way relating to or connected with the transmission of such moneys. Presented 30th April, 1902.—*Mr. Henderson.*.....*Not printed.*


 CONTENTS OF VOLUME 13—*Continued.*

93. Return to an order of the House of Commons, dated 26th February, 1902, showing (1st) the number of commutations of sentences that have been granted through the department of justice to prisoners convicted of arson or incendiarism during the years 1899, 1900 and 1901, respectively; (2nd) the places where the crimes were committed; (3rd) the sentences imposed. Presented 1st May, 1902.—*Mr. Monk*..... *Not printed.*
94. Return to an address of the Senate, dated 9th April, 1902, for a copy of the orders in council appointing: 1. The Honourable Mr. Wurtele, one of the judges of the court of appeal for the province of Quebec, chairman of the commission for the revision of the statutes of the Dominion of Canada. 2. The Honourable Justice François Langelier, one of the judges of the superior court of the province of Quebec, a judge of the court of appeal of the same province, in the room and place of the said Honourable Judge Wurtele. 3. Cancelling the aforesaid appointments; together with a copy of all correspondence exchanged on the subject of these appointments and the cancellation thereof. Presented (Senate) 2nd May, 1902.—*Hon. Mr. Landry*..... *Not printed.*
95. Return to an order of the House of Commons, dated 14th April, 1902, showing: 1. The number of seine licenses issued for the province of British Columbia for the year 1901. 2. To whom the said licenses were issued. 3. The number operated by those to whom they were issued, and by whom. 4. By whom those were operated which were not used by the parties to whom they were issued. Presented 5th May, 1902.—*Mr. Earle*..... *Not printed.*
96. Return to an address of the House of Commons, dated 19th February, 1902, for a copy of all papers and correspondence exchanged between his excellency the governor general, the Canadian government, or any of its members or departments, the officer commanding the Canadian militia, and the British authorities, in relation to the South African war, its conduct and its settlement; and the sending or recruiting of Canadian troops to South Africa,—for the three last years. Presented 7th May, 1902.—*Mr. Bourassa*..... *Not printed.*
97. Return to an order of the House of Commons, dated 3rd March, 1902, for copies of all contracts made during two years past between the government of Canada and all steamship companies with whom it is agreed that a subsidy, bonus or grant of any kind shall be given by the government of Canada for services to be rendered in connection with transatlantic, transpacific or West Indian business. Presented 9th May, 1902.—*Mr. Smith (Wentworth)*..... *Not printed.*
98. Copy of the finding of the judge of the exchequer court of Canada, in the matter between William Mackenzie and Donald D. Mann, claimants, and His Majesty the King, defendant. Presented 9th May, 1902, by Hon. C. Fitzpatrick..... *Not printed.*
99. Return to an order of the House of Commons, dated 9th April, 1902, showing what licenses, during the year 1900, were issued, entitling the persons named therein to fish for oysters on the beds planted by the government in the harbour of Shediac. And also showing to whom such licenses were issued, and on what dates they were respectively issued, and by whose authority they were issued in each instance, and whether such licenses, or any, and which of them were cancelled; and if so, how many, and on what date, and for what reason, such licenses were cancelled; and what quantity of oysters was secured under such licenses during the period they were in force. Presented 9th May, 1902.—*Mr. Borden (Halifax)*..... *Not printed.*
100. Return to an order of the House of Commons, dated 9th April, 1902, for a statement showing: 1. Into how many classes the employees of the Intercolonial Railway are divided. 2. The name, residence and the salary of each of the employees of the first class. 3. The name, residence and salary of each of those of the second class. 4. The number of those of the third class, and the total amount of the yearly salary paid them. Presented 10th May, 1902.—*Mr. Léonard*..... *Not printed.*
101. Return to an address of the Senate, dated 23rd April, 1902, of all correspondence which has taken place within the last two years between the government of Canada or any department or officer thereof, and any steamship company or agent of such company, engaged in the transportation of the produce of Canada from any port in Canada to Europe, regarding the ventilation of space on steamships used for storage during transportation of perishable products such as apples and cheese; also copies of all clauses in contracts with steamship companies relating to the ventilation of the holds or spaces between the decks of steamers employed as aforesaid; also a statement giving the names of all steamships and the owners thereof which have been equipped with means of generating cold air and distributing the same throughout their holds and between decks, in terms of the appropriation made for such purpose during last session of parliament, giving the cost to the government in the

 CONTENTS OF VOLUME 13—*Concluded.*

case of each steamer; also a statement showing the daily minimum and maximum temperatures maintained during each voyage in the holds or between the decks of steamers equipped in terms of the said parliamentary appropriation of last session; also a statement showing the comparative results in the transportation of apples between steamers equipped as above described and steamers without any special means of ventilation; and also a statement giving the names and owners of steamers which it is proposed to equip as aforesaid, for the approaching season, and giving the port of departure from Canada of such steamers as well as of those already equipped as aforesaid. Presented (Senate) 13th May, 1902.—*Hon. Mr. Ferguson* *Not printed.*

- 102.** Return to an order of the House of Commons, dated 15th May, 1902, for copies of all papers relating to preferential trade. Presented 15th May, 1902.—*Mr. Belcourt* *Not printed.*



REPORT
OF THE
SUPERINTENDENT OF INSURANCE
OF THE
DOMINION OF CANADA
FOR THE
YEAR ENDED DECEMBER 31,
1901

PRINTED BY ORDER OF PARLIAMENT



OTTAWA
PRINTED BY S. E. DAWSON, PRINTER TO THE KING'S MOST
EXCELLENT MAJESTY.

1902

TABLE OF CONTENTS, 1901.

	PAGE.
REPORT of Superintendent of Insurance to Minister of Finance for 1901, dated July 2, 1902...	i to xliv
Rules and Regulations of Treasury Board regarding the acceptance of securities for deposit...	xxxii
Legal decisions.....	xxxiii
Legislation.....	xli
Insolvent Assessment Life Insurance Companies in the hands of liquidators.....	xliii

FIRE AND MARINE.

Abstract of Fire Insurance in Canada for 1901.....	xlvi
Premiums received for <i>Fire</i> Insurance in Canada for Years 1869 to 1901.....	xlviii to liii
Losses paid for <i>Fire</i> Insurance in Canada for Years 1869 to 1901.....	liv to lix
Summary of <i>Fire</i> Insurance in Canada for Years 1869 to 1901.....	lx
Abstract of <i>Fire</i> and <i>Marine</i> Insurance done by Canadian Companies, and of <i>Inland Marine</i> and <i>Ocean</i> Business done by Companies combining both these branches for 1901.....	lxii
<i>Inland Marine</i> Business in Canada for 1901.....	lxv
Statement of General Fire Assets and Liabilities of British Companies.....	lxiv
Assets of <i>Canadian Companies</i> doing business of <i>Fire</i> or <i>Inland Marine</i> Insurance for 1901....	lxvi
Liabilities of <i>Canadian Companies</i> doing business of <i>Fire</i> or <i>Inland Marine</i> Insurance for 1901.	lxvii
Assets in Canada of <i>British</i> and <i>American Companies</i> doing business of <i>Fire</i> and <i>Inland Marine</i> Insurance for 1901.....	lxviii
Liabilities in Canada of <i>British</i> and <i>American Companies</i> doing business of <i>Fire</i> and <i>Inland Marine</i> Insurance for 1900.....	lxx
Cash <i>Income</i> and <i>Expenditure</i> of Canadian, British and American Companies doing <i>Fire</i> or <i>Inland Marine</i> Business for 1901.....	lxxii
Percentage or <i>Ratios</i> of Losses to Premiums, Premiums to Risks, &c., &c., of all Companies doing <i>Fire</i> or <i>Marine Insurance</i> for 1901.....	lxxiv and lxxv
Detailed Statements of Fire and Marine Companies.....	1 to 134

LIFE.

Abstract of <i>Life</i> Insurance in Canada for 1901.....	lxxviii
Abstract of <i>Life</i> Insurance done by Canadian Companies which do business outside of the Dominion for 1901.....	lxxx
Assets of Canadian <i>Life</i> Insurance Companies, 1901.....	lxxxii
Liabilities of Canadian <i>Life</i> Insurance Companies, 1901.....	lxxxiii
Assets in Canada of British <i>Life</i> Companies, 1901.....	lxxxiv
Assets in Canada of American <i>Life</i> Companies, 1901.....	lxxxv
Liabilities in Canada of British and American Companies, 1901.....	lxxxvi
Income of Companies doing <i>Life</i> Business, 1901.....	lxxxvii
Expenditure of Companies doing <i>Life</i> Business, 1901.....	lxxxviii
Payments to Policy-holders, 1901.....	lxxxix
<i>Life</i> Insurance terminated during the year 1901.....	xc
Detailed Statements of <i>Life</i> Companies.....	139 to 369

ASSESSMENT SYSTEM.

Abstract of Assessment <i>Life</i> Insurance in Canada for the Year 1901.....	xci
Abstract of business done in all countries by the Supreme Court of the Independent Order of Foresters.....	xcii
Assessment <i>Life</i> Insurance terminated in natural course or by surrender and lapse, during the Year 1901.....	xciii

	PAGE.
Assets of Assessment Companies, 1901.....	xciv
Liabilities of Assessment Companies, 1901.....	xcv
Income and Expenditure of Assessment Companies, 1901.....	xevi
Detailed Statements of Assessment Life Companies for 1901.....	435 to 451

SUNDRIES.

Assets of Canadian Accident, Guarantee, Plate Glass, Burglary Guarantee and Steam Boiler Companies, 1901	xcvii
Liabilities of Canadian Accident, Guarantee, Plate Glass, Burglary Guarantee and Steam Boiler Companies, 1901	xcviii
Income and Expenditure of Canadian Accident, Guarantee, Plate Glass, &c., Companies, 1901.....	xcix
Abstract of Accident Insurance in Canada for 1901.....	c
Abstract of Guarantee Business in Canada for 1901	c
Abstract of Plate Glass Insurance in Canada for the Year 1901.....	c
Abstract of Burglary Guarantee Business in Canada for 1901.....	ci
Abstract of Steam Boiler Business in Canada for 1901.....	ci
Abstract of Inland Transit Insurance in Canada for the Year 1901.....	ci
Abstract of Sickness Insurance in Canada for the Year 1901.....	ci
Abstract of Accident and Guarantee Business done by Canadian Companies which do business outside of the Dominion, for 1901	ci
Abstract of Guarantee, Accident, Sickness and Plate Glass Business done by Companies which combine more than one class of business.....	cii
List of Companies licensed to do business in Canada under the Insurance Act, as at July 2, 1902, with names of Chief Agents and amounts of deposits with Receiver General	civ to cvi
Detailed Statements of Accident, Guarantee, Plate Glass, Steam Boiler, Burglary Guarantee and Inland Transit Companies for 1901.....	373 to 432
General Statements of British Companies.....	455 to 475
Canadian Directors and Advisory Boards of British Companies.....	476
List of Directors and Stockholders of the various Canadian Companies.....	479 to 580
Statement of Assessments made on Companies for year ending March 31, 1901.....	581

The Index of the individual Companies will be found at the end of the book.

OFFICE OF THE SUPERINTENDENT OF INSURANCE.

OTTAWA, July 2, 1902.

To the Honourable

W. S. FIELDING,

Minister of Finance.

SIR,—I have the honour herewith to submit the statements in detail of Insurance Companies for the year 1901, together with such an abstract and analysis of them as appeared proper to exhibit the progress of the business and the condition of the companies.

FIRE AND INLAND MARINE INSURANCE, 1901.

During the year 1901 the business of fire insurance in Canada was carried on by 38 companies; of these 9 were Canadian, 21 British and 8 American. Inland marine insurance was also transacted by 4 of them (2 Canadian and 2 American), and ocean marine by two of them (both Canadian). This list of companies differs from that of the previous year by the addition of one Canadian company, the Equity Fire. The Victoria-Montreal, which was included in the list of companies doing business in 1900, is now in liquidation. One British company (the British and Foreign Marine) is licensed to carry on the business of inland marine insurance and the business of insuring registered mail matter in transit from place to place in Canada, but did no inland marine business during 1901.

FIRE PREMIUMS AND LOSSES IN CANADA IN 1901.

The cash received for premiums during the year in Canada has amounted to \$9,650,348, being greater than that received in 1900 by \$1,318,400; and the amount paid for losses has been \$6,774,956, which is less than that paid in 1900 by \$999,337. The ratio of losses paid to premiums received is shown in the following table:—

FIRE Insurance in Canada in 1901.

	Paid for Losses.	Received for Premiums.	Rate of Losses paid per cent of Premiums received.	The same for 1900.
	\$	\$		
Canadian companies..	1,009,899	1,727,410	58 46	78 00
British "	4,889,192	6,595,447	74 13	94 34
American "	875,865	1,327,491	65 98	104 95
Total..	6,774,956	9,650,348	70 20	93 31

1-2 EDWARD VII., A. 1902

The corresponding results for the thirty-three years over which our records extend, are given below:—

FIRE Insurance in Canada.

	Premiums received.	Losses paid.	Rate of Losses Paid per cent of Premiums Received.
	\$	\$	
1869.....	1,785,539	1,027,720	57·56
1870.....	1,916,779	1,624,837	84·77
1871.....	2,321,716	1,549,199	66·73
1872.....	2,628,710	1,909,975	72·66
1873.....	2,968,416	1,682,184	56·67
1874.....	3,522,303	1,926,159	54·68
1875.....	3,594,764	2,563,531	71·31
1876.....	3,708,006	2,867,295	77·33
1877.....	3,764,005	8,490,919	225·58
1878.....	3,368,430	1,822,674	54·11
1879.....	3,227,488	2,145,198	66·47
1880.....	3,479,577	1,666,578	47·90
1881.....	3,827,116	3,169,824	82·83
1882.....	4,229,706	2,664,986	63·01
1883.....	4,624,741	2,920,228	63·14
1884.....	4,980,128	3,245,323	65·16
1885.....	4,852,460	2,679,287	55·22
1886.....	4,932,335	3,301,388	66·93
1887.....	5,244,502	3,403,514	64·90
1888.....	5,437,263	3,073,822	56·53
1889.....	5,588,016	2,876,211	51·47
1890.....	5,836,071	3,266,567	55·97
1891.....	6,168,716	3,905,697	63·31
1892.....	6,512,327	4,377,270	67·22
1893.....	6,793,595	5,052,690	74·37
1894.....	6,711,369	4,589,363	68·38
1895.....	6,943,382	4,993,750	71·92
1896.....	7,075,850	4,173,501	58·98
1897.....	7,157,661	4,701,833	65·69
1898.....	7,350,131	4,784,487	65·09
1899.....	7,910,492	5,182,038	65·51
1900.....	8,331,948	7,774,293	93·31
1901.....	9,650,348	6,774,956	70·20
Totals.....	166,443,890	116,187,297	69·81

Taking the totals for the same thirty-three years, according to the nationalities of the companies, the following are the results:—

FIRE Insurance in Canada for the thirty-three years—1869–1901.

	Premiums received.	Losses paid.	Rate of Losses paid per cent of Premiums received.
	\$	\$	
Canadian companies.....	37,952,772	26,568,096	70·00
British ".....	110,260,764	76,964,154	69·80
American ".....	18,230,354	12,655,047	69·42
Totals.....	166,443,890	116,187,297	69·81

SESSIONAL PAPER No. 8

The loss rate for 1901 does not differ to any material extent from the average loss rate for the thirty-three years over which our records extend.

Obtaining an approximation to the losses incurred during the year, by excluding the payments for losses outstanding at the beginning of the year, and including the amounts estimated for those of the year still unsettled, the ratio of the losses incurred to premiums received comes out 70·29 per cent, which is 26·71 per cent less than the 97·00 of the previous year and is 2·60 per cent greater than the average for the last fifteen years (67·69). The following are the rates of incurred losses from 1887 :—

—	1901.	1900.	1899.	1898.	1897.	1896.	1895.	1894.	1893.	1892.	1891.	1890.	1889.	1888.	1887.
Canadian.....	58·22	83·25	53·20	55·22	69·06	69·50	65·87	72·47	72·45	73·33	71·79	63·07	56·64	65·14	69·97
British.....	74·15	97·99	58·80	79·12	63·50	59·50	69·32	67·76	76·57	66·36	62·00	56·29	48·35	53·08	64·62
American.....	66·83	107·17	57·25	71·05	64·32	61·72	73·11	68·84	74·40	73·86	61·26	62·08	48·39	52·84	72·41
Totals.....	70·29	97·00	57·75	74·37	64·41	61·31	69·31	68·69	75·55	68·64	63·95	58·25	50·09	55·57	66·40

FIRE Insurance in Canada, 1901.

The gross amount of policies, new and renewed, taken during the year by fire companies was \$821,522,854, which is greater by \$18,094,200 than the amount taken in 1900. The premiums charged thereon amounted in 1901 to \$11,688,958·26, being \$1,657,222·92 greater than the amount charged the previous year. The rate of premiums (1·423) is much higher than that of 1900 (1·249). The loss rate (70·20) is 23·11 per cent less than the loss rate of the previous year (93·31) and only 0·39 per cent greater than the average loss rate (69·78) for the past thirty-three years.

The rate per cent of premiums charged upon risks taken is shown in the following table :—

—	Gross Amount of Risks taken during the year.	Premiums charged thereon.	Rate of Premiums charged per cent of Risks taken.	The same for 1900.	The same for 1899.	The same for 1898.	The same for 1897.
	\$	\$					
Canadian companies....	170,894,095	2,471,896 71	1·45	1·26	1·27	1·36	1·32
British ".....	542,142,232	7,656,309 78	1·41	1·24	1·22	1·23	1·23
American ".....	108,486,527	1,569,751 47	1·44	1·27	1·22	1·27	1·27
Totals.....	821,522,854	11,688,957 96	1·42	1·25	1·23	1·26	1·25

The increase in the amounts taken in 1901 as compared with 1900 among Canadian companies, is \$16,042,198. Among British companies there is an increase of \$1,693,252, and among American companies there is an increase of \$358,750.

In 1900 the increases in amount written among Canadian, British and American companies reporting to this office were \$24,342,702, \$15,468,638 and \$7,360,216 respectively.

1-2 EDWARD VII., A. 1902

The details of the increase and decrease for the individual companies are as follows:—

CANADIAN COMPANIES.

Increase.—Anglo-American, \$5,182,996; Equity Fire, \$10,247,461; London Mutual, \$6,295,909; Mercantile, \$653,324; Western, \$3,413,088. Total, \$25,792,778.

Decrease.—British America, \$758,844; Canadian Fire, \$1,115,527; Ottawa Fire, \$929,766; Quebec Fire, \$1,323,190; Victoria-Montreal, \$5,623,253. Total, \$9,750,580. Total increase, \$16,042,198. (Of these companies, the Equity Fire was first licensed in 1901, and the Victoria-Montreal did no new business after 1900.)

BRITISH COMPANIES.

Increase.—Atlas, \$4,936,134; Commercial Union, \$850,295; Guardian, \$2,732,661; Law Union and Crown, \$776,130; London and Lancashire Fire, \$1,095,729; National of Ireland, \$4,552,969; Northern, \$1,802,366; Norwich Union, \$1,167,718; Royal, \$7,247,566; Scottish Union and National, \$4,704,813; Sun Fire, \$2,337,501. Total, \$32,203,882.

Decrease.—Alliance, \$3,099,593; Caledonian, \$313,473; Imperial, \$2,247,684; Lancashire, \$19,252,309; Liverpool and London and Globe, \$198,728; London Assurance, \$310,745; Manchester, \$2,323,600; North British and Mercantile, \$1,724,195; Phoenix of London, \$597,809; Union Assurance, \$445,494. Total, \$30,510,630. Total increase, \$1,693,252.

AMERICAN COMPANIES.

Increase.—Insurance Co. of North America, \$347,291; Phenix of Brooklyn, \$2,099,460; Queen, of America, \$4,125,066. Total, \$6,571,817.

Decrease.—Ætna Fire, \$176,304; American Fire, \$2,510,475; Connecticut Fire, \$1,142,914; Hartford Fire, \$2,128,212; Phoenix of Hartford, \$255,162. Total, \$6,213,067. Total increase, \$358,750.

PREMIUMS AND LOSSES COMPARED WITH RISKS.

The average rate of premium charged on each \$1,000 of risks taken in 1901 is \$14.228 as against \$12.486, which was the corresponding rate in 1900. The individual rates for the different companies will be found in the annexed table, and will be seen to vary a good deal, as might naturally be expected, considering the varieties of the business done by the companies.

The losses incurred (approximate) during the year, compared with the amount of risk current (taking for this the mean of the amounts in force at the beginning and end of the year), have been at the average rate of \$6.68 per \$1,000 current risk. The corresponding rates for 1882—3—4—5—6—7—8—9—90—1—2—3—4—5—6—7—8—9 \$5.68, \$5.56, \$5.37, \$4.54, \$5.48, \$5.70, \$4.70, \$4.19, \$4.84, \$5.33, \$5.61, \$6.17, \$5.50, \$5.75, \$5.15, \$5.38, \$6.20, \$4.09 and \$8.38, respectively.

SESSIONAL PAPER No. 8

The losses are, however, as usual, distributed very unevenly among the different companies, as appears from the following, computed on the above basis ; where, for convenience of comparison, the corresponding rates for 1900 are appended within parentheses :—

London Mutual, \$2.51 (\$2.31) ; Mercantile Fire, \$4.15 (\$6.09) ; British America, \$4.82 (\$5.67) ; London and Lancashire Fire, \$5.34 (\$7.92) ; Royal, \$5.43 (\$6.41) ; Western, \$5.57 (\$4.16) ; Quebec, \$5.72 (\$8.37) ; North British and Mercantile, \$6.08 (\$8.85) ; Phœnix of Hartford, \$6.41 (\$7.37) ; Liverpool and London and Globe, \$6.49 (\$5.96) ; National of Ireland, \$6.68 (\$10.49) ; Queen, of America, \$6.83 (\$8.91) ; Hartford Fire, \$6.91 (\$13.65) ; Anglo-American, \$6.92 (\$10.29) ; Alliance, \$6.97 (\$12.20) ; Commercial Union, \$6.98 (\$7.07) ; London Assurance, \$6.99 (\$7.42) ; Ætna Fire, \$7.33 (\$14.74) ; Imperial, \$7.39 (\$9.84) ; Phœnix of London, \$7.49 (\$8.48) ; Insurance Co. of North America, \$7.52 (\$12.37) ; Northern, \$7.57 (\$6.66) ; Scottish Union and National, \$7.57 (\$5.69) ; Sun Fire, \$7.68 (\$8.71) ; Connecticut Fire, \$7.96 (\$8.14) ; Ottawa Fire, \$7.99 (\$11.05) ; Norwich Union, \$8.01 (\$9.41) ; Lancashire, \$8.05 (\$9.51) ; Law Union and Crown, \$8.15 (\$12.16) ; Canadian Fire, \$8.18 (\$12.91) ; Union Assurance, \$8.26 (\$11.78) ; Equity Fire, \$8.36 (\$) ; Caledonian, \$8.36 (\$10.51) ; Guardian, \$8.53 (\$9.22) ; Atlas, \$8.67 (\$10.49) ; Manchester, \$8.74 (\$13.15) ; Phenix of Brooklyn, \$9.19 (\$8.12) ; American Fire, \$13.68 (\$12.85).

The annexed table gives the gross amount of risks taken by the several companies during the year, and the premiums charged thereon, and also the distribution of losses, with the proportionate rate of premiums to risks, and the proportion of the amounts paid for losses to those received for premiums during the year. For convenience of comparison the rates of 1900 are appended. It must be noted that the premiums in the second column are those charged on the whole gross amount of risks taken by each company during the year.

1-2 EDWARD VII., A. 1902

FIRE INSURANCE Done in Canada in 1901.

	Gross Amount of Risks taken during the Year.	Premiums charged thereon.	Rate of Premiums charged per cent of Risks taken.	The same for 1900.	Net Cash Paid during the Year for Losses.	Net Cash Received during the Year for Premiums.	Rate of Losses paid per cent of Premiums received.	The same for 1900.
	\$	\$ cts.			\$ cts.	\$ cts.		
<i>Canadian Companies.</i>								
Anglo-American.....	16,854,863	226,921 97	1·35	1·18	82,516 23	157,845 88	52·28	56·35
British America.....	33,797,718	488,226 57	1·44	1·21	209,468 40	350,232 51	59·81	92·03
Canadian Fire.....	8,796,918	167,387 27	1·90	1·49	66,747 32	134,572 15	49·60	69·31
Equity Fire.....	10,247,461	126,960 93	1·24	...	37,955 68	92,536 34	41·02	...
London Mutual.....	25,879,132	394,933 92	1·53	1·41	139,712 96	250,289 68	55·82	59·18
Mercantile.....	7,679,552	102,876 77	1·34	1·26	47,588 93	93,260 44	51·03	68·94
Ottawa Fire.....	13,042,256	195,373 95	1·50	1·04	84,582 74	130,532 72	64·80	40·56
Quebec.....	8,513,343	119,128 12	1·40	1·33	66,515 58	90,569 97	73·44	107·58
Western.....	46,083,352	650,087 21	1·41	1·24	274,810 59	427,570 75	64·27	89·77
Totals.....	170,894,095	2,471,896 71	1·45	1·26	1,009,898 43	1,727,410 44	58·46	78·00
<i>British Companies.</i>								
Alliance.....	12,964,454	134,144 22	1·03	1·03	150,163 00	105,468 98	142·38	160·68
Atlas.....	18,059,352	282,720 66	1·57	1·36	147,032 48	248,677 99	59·13	93·69
Caledonian.....	21,753,264	286,693 88	1·32	1·16	215,475 19	245,705 25	87·70	128·98
Commercial Union.....	35,997,644	500,002 68	1·39	1·24	281,721 34	424,009 22	66·44	80·71
Guardian.....	32,137,455	463,578 07	1·44	1·30	324,933 35	395,462 66	82·17	103·87
Imperial.....	23,287,352	349,455 85	1·50	1·31	216,794 57	306,499 24	70·73	104·66
Lancashire.....	9,135,321	128,848 01	1·41	1·33	206,041 64	132,030 38	156·06	89·34
Law Union and Crown... Liverpool and London and Globe.....	6,112,200	89,298 83	1·46	1·33	41,995 14	63,829 69	65·79	67·47
London and Lancashire... London Assurance..... Manchester.....	33,095,251	441,342 31	1·33	1·20	343,102 93	399,352 04	85·91	81·58
National of Ireland..... North British..... Northern..... Norwich Union..... Phoenix of London..... Royal..... Scottish Union and National. Sun Insurance Office..... Union Assurance.....	20,979,858	297,145 76	1·42	1·25	135,573 81	251,141 74	53·98	88·44
Totals.....	14,590,424	165,116 72	1·13	0·98	113,540 58	134,952 44	84·13	113·85
Totals.....	18,993,713	267,499 23	1·41	-1·31	204,758 94	220,291 09	92·95	143·73
Totals.....	17,676,187	273,573 11	1·55	1·36	128,980 30	229,536 40	56·19	93·09
Totals.....	41,630,828	551,753 51	1·33	1·16	354,205 49	505,535 78	70·07	115·88
Totals.....	25,666,058	362,641 44	1·41	1·24	242,011 90	326,193 56	74·19	70·24
Totals.....	26,383,966	403,061 95	1·53	1·36	252,542 10	347,145 35	72·75	93·91
Totals.....	43,532,451	695,715 99	1·60	1·38	398,454 92	594,202 76	67·06	73·54
Totals.....	71,758,381	957,932 25	1·33	1·14	485,718 05	814,149 32	59·66	77·81
Totals.....	25,713,840	381,714 99	1·48	1·19	204,333 90	326,909 05	62·50	63·66
Totals.....	17,847,851	260,719 32	1·46	1·30	160,532 97	222,503 50	72·15	91·49
Totals.....	24,826,382	363,351 00	1·46	1·26	281,280 04	301,850 87	93·19	98·40
Totals.....	542,142,232	7,656,309 78	1·41	1·24	4,889,192 64	6,595,447 31	74·13	94·34
<i>American Companies.</i>								
Ætna Fire.....	15,771,826	217,659 25	1·38	1·23	141,995 16	190,951 68	74·36	168·21
American Fire.....	2,553,822	36,932 97	1·45	1·29	25,070 30	53,172 92	59·95	85·72
Connecticut Fire.....	4,323,046	68,356 48	1·58	1·32	31,878 66	53,172 92	59·95	71·87
Hartford Fire.....	* 15,793,632	222,651 35	1·41	1·25	147,171 90	230,284 42	63·91	127·19
Insurance Co. of North America.....	14,857,356	200,077 80	1·35	1·15	110,442 21	167,106 85	66·09	125·95
Phoenix of Brooklyn.....	12,494,126	180,331 02	1·44	1·32	97,916 97	147,378 87	66·44	57·19
Phoenix, of Hartford.....	10,545,342	152,733 28	1·45	1·33	80,225 00	126,764 15	63·29	72·87
Queen, of America.....	32,147,377	482,009 32	1·50	1·30	241,165 34	415,541 01	58·04	85·45
Totals.....	108,486,527	1,560,751 47	1·44	1·27	875,865 54	1,327,491 06	65·98	104·95
Grand totals.....	821,522,854	11,688,957 96	1·42	1·25	6,774,956 61	9,650,348 81	70·20	93·38

* Not including \$4,384,685 gross risks taken over from the American Fire, and \$86,377·98 unearned premiums thereon.

† The amount paid for reinsuring amounting to \$3,708·84 more than the premiums collected in 1901.

SESSIONAL PAPER No. 8

BRITISH FIRE COMPANIES.

The total cash receipts from premiums were \$6,595,447, being an increase of \$749,426 as compared with the previous year; the payments for losses were \$4,889,192 being \$626,040 less than for 1900; while the general expenses amounted to \$1,858,123, being \$161,858 greater than in 1900, thus leaving a balance of \$151,868, adverse to the companies. In the previous year there was a balance of \$1,365,476 adverse to the companies.

Paid for losses	\$ 4,889,192
do / general expenses	1,858,123
	<hr/>
Total	\$ 6,747,315
Received for premiums	6,595,447
	<hr/>
Balance adverse to the companies	\$ 151,868
	<hr/> <hr/>

The following detail gives the balances for the different companies:—

Balances in favour.—Atlas, \$36,697; Commercial Union, \$31,189; London and Lancashire Fire, \$45,061; National of Ireland, \$33,682; North British and Mercantile, \$18,048; Phoenix of London, \$33,559; Royal, \$105,226; Scottish Union and National, \$38,784; total, \$342,246.

Adverse balances.—Alliance, \$81,020; Caledonian, \$39,877; Guardian, \$45,886; Imperial, \$1,840; Lancashire, \$115,196; Law Union and Crown, \$692; Liverpool and London and Globe, \$54,524; London Assurance, \$21,340; Manchester, \$53,576; Northern, \$1,183; Norwich Union, \$13,496; Sun Fire, \$5,901; Union Assurance, \$59,583; total, \$494,114.

Total adverse balance, \$151,868.

For every \$100 of premiums received there were spent, on the average \$74.13 in payment of losses and \$28.17 for general expenses.

In 1900 the loss rate was \$94.34 and the general expenses \$29.02 for every \$100 of premiums received.

For the fire business the rate of premium was \$14.122 per \$1,000 of risks taken, as against \$12.415 in 1900.

Hence these companies have done a somewhat larger volume of business than in 1900, at a much higher rate of premium, a lower rate of expense, and at a much lower rate of loss.

Collecting the result for the twenty-seven years from 1875 to 1901, as regards the receipts for premiums and the expenditure of the British companies, we find:—

Paid for losses (1875-1901)	\$71,241,792
do / general expenses	27,353,392
	<hr/>
Total payments	\$98,595,184
Received for premiums	102,107,820
	<hr/>
Excess of receipts over expenses	\$ 3,512,636
	<hr/> <hr/>

It will be seen, from an examination of the table given below, that an adverse balance was in existence from the year 1877 till the end of the year 1886, due to the exceptional circumstances of the conflagration at St. John in the first mentioned year—when the losses paid by British companies amounted to almost five millions of dollars; that such adverse balance was reversed at the end of the year 1887, when a favourable balance of \$341,938 was shown, and that this favourable balance increased thereafter, from year to year (with the exception of the year 1893) up to the close of 1899 when it amounted to \$5,029,980. In 1900 the loss by the British companies on account of the Ottawa and Hull conflagration amounted to over two and a half millions of dollars. To this is due the large deficit of that year, \$1,365,476, wiping out the savings of the preceding four years, and reducing the favourable balance at the end of 1900 to \$3,664,504, which sum has been still further reduced to \$3,512,636 at the end of 1901. If we take into consideration the increase in the unearned premiums from the end of 1875 to the end of 1901, which amounts to \$3,314,463, it will be seen that the actual earnings of these companies in Canada on their underwriting account for the past twenty-six years, have been less than \$200,000.

Year.	Balance.	Year.	Balance.
	\$		\$
1875.....	+ 51,765		
1876.....	+ 89,015	1875 to 1876	+ 140,780
1877.....	-4,210,951	1875 to 1877	- 4,070,171
1878.....	+ 676,458	1875 to 1878	- 3,393,713
1879.....	+ 210,430	1875 to 1879	- 3,183,283
1880.....	+ 727,389	1875 to 1880	- 2,455,894
1881.....	+ 161,162	1875 to 1881	- 2,294,732
1882.....	+ 481,511	1875 to 1882	- 1,813,221
1883.....	+ 439,797	1875 to 1883	- 1,373,424
1884.....	+ 443,919	1875 to 1884	- 929,505
1885.....	+ 674,984	1875 to 1885	- 254,521
1886.....	+ 237,216	1875 to 1886	- 17,305
1887.....	+ 359,243	1875 to 1887	+ 341,938
1888.....	+ 752,956	1875 to 1888	+ 1,094,894
1889.....	+ 918,128	1875 to 1889	+ 2,013,022
1890.....	+ 712,981	1875 to 1890	+ 2,726,003
1891.....	+ 470,014	1875 to 1891	+ 3,196,017
1892.....	+ 452,941	1875 to 1892	+ 3,648,958
1893.....	- 205,430	1875 to 1893	+ 3,443,528
1894.....	+ 172,105	1875 to 1894	+ 3,615,633
1895.....	+ 39,223	1875 to 1895	+ 3,654,856
1896.....	+ 709,118	1875 to 1896	+ 4,363,974
1897.....	+ 356,290	1875 to 1897	+ 4,720,264
1898.....	+ 140,610	1875 to 1898	+ 4,860,874
1899.....	+ 169,106	1875 to 1899	+ 5,029,980
1900.....	-1,365,476	1875 to 1900	+ 3,664,504
1901.....	- 151,868	1875 to 1901	+ 3,512,636

+ Favourable. - Adverse.

As the reports of the general business of the British companies, which are appended to their several statements, are made up in a form not readily understood, except by an expert, I have this year, as in previous years, made an approximate analysis of them which will be found on page lxiv. Only two or three of these companies profess to make any special provision for the liability under the head of "Unearned Premiums," but they set aside a certain sum under the title of "Fire Fund," which is held to meet future contingencies, and is charged against the company as a liability. I have taken 60 per cent of the annual revenue from premiums as a fair approximation to the exact

SESSIONAL PAPER No. 8

pro rata of the premiums on unexpired risks, which forms the basis of the item in our returns for Canadian business. Also, in cases where life insurance is combined with fire (the assets of these branches being required by the Imperial statute to be kept separately) I have omitted the life business entirely, considering that the life funds are more than sufficient to cover the liabilities in this branch, and thus making the results, as regards paid up capital, less favourable to the companies.

AMERICAN FIRE COMPANIES.

The receipts for premiums (including the inland marine business of the *Ætna Fire* and the Insurance Company of North America) were \$1,334,024; the payments for losses, \$875,866; and the general expenses, \$377,960. Hence for every \$100 of premiums received there were spent on the average \$65.66 in payment of losses, and \$28.33 in general expenses.

The following detail gives the balances for the different companies:—

Balances in favour.—*Ætna Fire*, \$6,936; *Conncticut Fire*, \$7,784; *Hartford Fire*, \$20,521; *Insurance Co. of North America*, \$5,186; *Phenix of Brooklyn*, \$10,273; *Phenix of Hartford*, \$4,384; *Queen*, \$60,586. Total, \$115,670.

Adverse balances.—*American Fire*, \$35,472. Total balance in favour, \$80,198.

The results of the total business of these companies, from 1875 to 1901 inclusive, are as follows:—

Paid for losses (1875-1901).....	\$ 11,968,155
" general expenses.....	4,613,915
	<hr/>
Total payments.....	\$ 16,582,070
Received for premiums.....	17,238,040
	<hr/>
Excess of receipts over payments.....	\$ 655,970
	<hr/> <hr/>

1-2 EDWARD VII., A. 1902

The table given below shows the result of the business of each year from 1875 to 1901 inclusive, and the total results from year to year during the same period.

Year.	Balance.	Years inclusive.	Balance.
	\$		\$
1875.....	+ 58,841		
1876.....	+ 97,919	1875 to '76	+ 156,760
1877.....	— 396,468	1875 to '77	— 239,708
1878.....	+ 47,399	1875 to '78	— 192,309
1879.....	+ 32,894	1875 to '79	— 159,415
1880.....	+ 56,316	1875 to '80	— 103,099
1881.....	+ 53,747	1875 to '81	— 49,352
1882.....	+ 62,244	1875 to '82	+ 12,892
1883.....	+ 102,135	1875 to '83	+ 115,027
1884.....	+ 91,136	1875 to '84	+ 206,163
1885.....	+ 100,784	1875 to '85	+ 306,947
1886.....	+ 91,096	1875 to '86	+ 398,043
1887.....	— 49	1875 to '87	+ 397,994
1888.....	+ 102,288	1875 to '88	+ 500,282
1889.....	+ 97,488	1875 to '89	+ 597,770
1890.....	+ 54,404	1875 to '90	+ 652,174
1891.....	+ 72,378	1875 to '91	+ 724,552
1892.....	— 16,487	1875 to '92	+ 708,065
1893.....	— 42,205	1875 to '93	+ 665,860
1894.....	+ 7,392	1875 to '94	+ 673,252
1895.....	— 53,047	1875 to '95	+ 620,205
1896.....	+ 96,621	1875 to '96	+ 716,826
1897.....	+ 51,695	1875 to '97	+ 768,521
1898.....	+ 91,807	1875 to '98	+ 860,328
1899.....	+ 100,740	1875 to '99	+ 961,068
1900.....	— 385,296	1875 to '00	+ 575,772
1901.....	+ 80,198	1875 to '01	+ 655,970

+ Favourable. — Adverse.

Here again, taking into account the increase in the reserve of unearned premiums (\$735,940) between the years 1875 and 1901, it will be seen that there has been an actual loss upon the underwriting business of American Fire companies in Canada for the past twenty-six years of about \$80,000.

CANADIAN FIRE COMPANIES.

In considering the Canadian companies, their whole fire insurance business, in Canada and elsewhere, as well as their whole marine business, must be taken into account, inasmuch as a separation of expense between these branches has not been made.

The following table gives the distribution of fire business between Canada and elsewhere, for the five companies transacting business outside of Canada and shows that the home business has been, on the whole, less favourable to the companies than the foreign business.

SESSIONAL PAPER No. 8

FIRE INSURANCE, 1901.

COMPANIES.	IN CANADA.				IN OTHER COUNTRIES.			
	Amount of Risks taken during the year.	Premiums received	Losses paid.	Rate of Losses paid per cent of Premiums received.	Amount of Risks taken during the year.	Premiums received	Losses paid.	Rate of Losses paid per cent of Premiums received.
	\$	\$	\$		\$	\$	\$	
British America.....	33,797,718	350,233	209,468	59·81	160,213,350	1,202,866	794,248	66·03
Canadian	8,796,918	134,572	66,747	49·51	1,283,273	11,947	1,868	15·64
Ottawa.....	13,042,256	130,532	84,583	64·80	354,840	3,433
Quebec.....	8,513,343	90,570	66,516	73·44	2,386,428	26,315	22,154	84·19
Western.....	46,083,352	427,571	274,811	64·27	317,470,202	2,076,917	1,324,541	63·77
Total	110,233,587	1,133,478	702,125	61·94	481,708,093	3,321,478	2,142,811	64·51

The subjoined table gives the rate per cent of losses paid, as compared with premiums received, upon business done in Canada and other countries by Canadian companies, during the years 1878 to 1901 inclusive, a perusal of which will show that, taken over the whole period, the Canadian business has been more favourable to the companies than the business transacted in other countries :—

YEAR.	IN CANADA.			IN OTHER COUNTRIES.		
	Premiums received	Losses paid.	Rate per cent of losses paid as compared with premiums received.	Premiums received	Losses paid.	Rate per cent of losses paid as compared with premiums received.
	\$	\$		\$	\$	
1878.....	591,495	241,545	40·84	1,251,923	737,430	58·90
1879.....	552,090	287,729	52·12	1,309,902	923,242	70·48
1880.....	459,653	219,954	47·85	1,377,310	885,293	64·28
1881.....	428,795	304,488	71·01	1,439,085	1,085,846	75·45
1882.....	543,126	334,000	61·50	1,413,989	1,137,399	80·44
1883.....	606,557	436,800	72·01	1,483,941	1,136,380	76·58
1884.....	550,188	376,969	68·52	1,401,051	1,122,882	80·15
1885.....	983,555	518,633	52·73	1,485,078	1,051,090	70·78
1886.....	996,562	655,534	65·78	1,499,840	1,049,575	69·98
1887.....	1,002,817	661,682	65·98	1,496,712	1,037,123	69·29
1888.....	1,002,109	655,191	65·38	1,453,410	1,008,509	69·39
1889.....	1,014,314	586,164	57·79	1,527,909	1,012,624	66·28
1890.....	1,018,226	604,846	59·40	1,584,879	910,511	57·45
1891.....	1,102,237	780,862	70·84	1,662,538	1,165,583	70·11
1892.....	629,708	485,446	77·09	1,907,652	1,191,545	62·46
1893.....	621,135	427,349	68·86	2,356,413	1,560,592	66·23
1894.....	626,768	423,777	67·61	2,303,219	1,442,596	62·63
1895.....	785,416	499,472	63·59	2,566,980	1,462,849	56·99
1896.....	782,956	460,236	58·78	2,487,459	1,446,314	58·14
1897.....	725,775	529,597	72·97	2,399,542	1,263,368	52·65
1898.....	783,326	392,821	50·15	2,260,724	1,464,544	64·78
1899.....	836,601	462,726	55·31	2,264,877	1,568,496	69·25
1900.....	689,956	658,405	95·43	2,804,896	1,969,862	70·23
1901.....	1,133,478	702,125	61·94	3,321,478	2,142,811	64·51
Total.....	18,466,843	11,706,351	63·39	45,060,807	29,776,464	66·08

1-2 EDWARD VII., A. 1902

The assets of the nine Canadian companies doing fire business amounted, at the end of the year, to \$6,586,393; covering a total amount of insurance of all kinds of \$664,500,402, being at the rate of \$9.91 for every \$1,000 of insurance in force; they have also a reserve of subscribed capital not called up, amounting to \$2,101,680, making a total security of \$13.07 for every \$1,000 insured. The liabilities of the same companies amounted to \$4,319,437, made up as follows:—

Unsettled losses.....	\$ 419,102
Unearned premiums.....	3,840,147
Sundry.....	60,188
Total.....	<u>\$ 4,319,437</u>

The unearned premiums are here taken to be the *pro rata* proportions of the gross premiums for the time unexpired in the cases of Fire and Inland Marine insurance, and the whole premium in the case of a current Ocean risk. The surplus of assets over liabilities available for the protection of policy-holders, independent of the reserve of subscribed capital not called up, amounts to \$2,266,956.

The capital stock of these companies paid up or in course of payment, amounts to \$3,445,420.

The following table gives the condition at the end of 1901 of all the Canadian stock companies in reference to the surplus on account of policy-holders.

FIRE and Marine Insurance Companies, December 31, 1901.

	Subscribed Capital.	Capital paid up.	Excess of Assets over Liabilities, excluding Capital Stock.	Reserve of Subscribed Capital not called up.
	\$	\$	\$ cts.	\$
Anglo-American.....	472,100	85,160	38,752 90	386,940
British America.....	1,000,000	1,000,000	505,682 95	None
Canadian Fire.....	500,000	109,890	155,125 12	390,110
Equity.....	500,000	50,000	26,686 83	450,000
London Mutual.....	100,000	10,000	53,853 49	90,000
Mercantile Fire.....	250,000	50,000	154,609 41	200,000
Ottawa Fire.....	500,000	100,000	35,652 28	400,000
Quebec.....	225,000	*100,000	67,700 00	125,000
Western.....	2,000,000	1,940,370	1,228,893 24	59,630
Total.....	5,547,100	3,445,420	2,266,956 22	2,101,680

* As reduced by Act of Parliament.

SESSIONAL PAPER No. 8

A comparison of this with the figures for the previous year shows the following results:—

Gain or improvement during 1901:—Canadian Fire, \$19,916.89; London Mutual, \$22,951.40; Mercantile Fire, \$19,523.51.

Loss or deterioration during 1901:—Anglo-American, \$6,104.88; British America, \$66,800.34; Ottawa Fire, \$32,976.41; Quebec Fire, \$3,982.07; Western, \$239,734.44.

Including the whole business of the mixed companies, as well outside as within the Dominion, it appears that the Canadian companies have received during the year 1901 a total cash income of \$6,469,140.24, which is made up as follows:—

	1901.	The same in 1900.	The same in 1899.	The same in 1898.
	\$ cts.	\$ cts.	\$ cts.	\$ cts.
Premiums	6,286,942 01	5,345,803 78	4,430,792 71	4,157,139 74
Interest and dividends	164,488 52	135,529 30	128,389 00	134,006 75
Sundry	17,709 71	32,559 76	5,379 62	5,897 89
Total	6,469,140 24	5,513,892 84	4,564,561 33	4,297,044 38

In the same way the cash expenditure during 1901 has been \$6,304,161.40, distributed into:—

	1901.	The same in 1900.	The same in 1899.	The same in 1898.
	\$ cts.	\$ cts.	\$ cts.	\$ cts.
Losses paid	4,065,778 01	3,828,359 85	3,063,716 43	2,700,774 91
General expenses	2,032,419 20	1,921,904 32	1,524,637 05	1,394,742 19
Dividends to stockholders	205,964 19	159,674 98	166,853 81	164,092 45
Total	6,304,161 40	5,909,939 15	4,755,207 29	4,259,609 55

Thus it appears that for every \$100 of income there has been spent \$97.45, namely: for losses, \$62.85; for general expenses, \$31.42; and for dividends to stockholders, \$3.18. Hence, also, for every \$100 of premiums received there has been paid out \$64.67 for losses, \$32.33 for expenses, and \$3.28 for dividends to stockholders.

1-2 EDWARD VII., A. 1902

The total cash income received by the Canadian companies during the twenty-seven years from 1875 to 1901 inclusive, is \$104,894,855.29. The respective amounts for the several years, and the distribution thereof under proper headings, are shown in the subjoined table:—

CANADIAN COMPANIES—INCOME FOR THE YEARS 1875 TO 1901.

Year.	Premiums.	Interest and dividends.	Sundry.	Total.
	\$ cts.	\$ cts.	\$ cts.	\$ cts.
1875.....	3,273,692 53	190,950 19	3,356 10	3,467,998 82
1876.....	4,125,722 37	244,001 25	7,186 08	4,376,909 70
1877.....	3,512,673 47	218,770 38	6,236 04	3,737,679 89
1878.....	2,826,356 58	217,133 43	15,750 26	3,059,240 27
1879.....	2,863,826 01	185,247 30	10,196 03	3,059,269 34
1880.....	3,208,038 89	179,533 29	19,916 66	3,407,488 84
1881.....	3,131,925 97	169,392 14	30,702 06	3,332,020 17
1882.....	3,007,132 65	153,878 46	27,386 28	3,188,397 39
1883.....	3,005,945 52	132,126 05	30,433 85	3,168,510 42
1884.....	2,990,995 28	117,679 52	16,286 55	3,124,961 35
1885.....	3,089,381 09	107,151 57	16,044 77	3,212,577 43
1886.....	3,090,851 40	113,394 35	25,828 55	3,230,074 30
1887.....	3,346,968 91	114,522 46	18,398 62	3,479,889 99
1888.....	3,348,045 64	119,815 97	16,567 79	3,484,429 40
1889.....	3,539,640 73	119,929 14	12,420 02	3,671,989 89
1890.....	3,603,151 65	135,874 52	14,287 16	3,753,313 33
1891.....	3,586,851 72	134,421 14	12,208 29	3,733,481 15
1892.....	3,579,893 51	117,770 41	83,291 41	3,780,955 33
1893.....	4,143,323 99	139,080 23	*205,621 62	4,488,025 84
1894.....	4,142,923 05	140,213 35	6,025 87	4,289,162 27
1895.....	4,408,191 57	139,458 16	6,773 90	4,554,423 63
1896.....	4,168,663 92	132,581 62	6,289 09	4,307,534 63
1897.....	4,007,110 65	128,385 56	6,386 91	4,141,883 12
1898.....	4,157,139 74	134,006 75	5,897 89	4,297,044 38
1899.....	4,430,792 71	128,389 00	5,379 62	4,564,561 33
1900.....	5,345,803 78	135,529 30	32,559 76	5,513,892 84
1901.....	6,286,942 01	164,488 52	17,709 71	6,469,140 24
Total.....	100,221,985 34	4,013,724 06	659,145 89	104,894,855 29

* Of this amount \$197,500 was premium upon the new stock issued by the British America and the Western.

SESSIONAL PAPER No. 8

The expenditure of the same companies during the same period of twenty-seven years amounted in the aggregate to the sum of \$106,499,412.30, thus showing an excess of expenditure over income to the amount of \$1,604,557.01. The amounts expended in the respective years, and their distribution under proper headings, are given in the following table:—

EXPENDITURE FOR THE YEARS 1875 TO 1901.

Year.	Losses Paid.	General Expenses.	Dividends to Shareholders.	Total Expenditure.	<i>c</i> Excess of Income over Expenditure.	
					<i>d</i> The Reverse.	
	\$ cts.	\$ cts.	\$ cts.	\$ cts.	\$ cts.	
1875.....	1,694,885 99	985,926 28	159,608 88	2,840,421 15	<i>e</i>	627,577 67
1876.....	2,746,563 00	1,342,268 96	213,655 04	4,302,487 00	<i>e</i>	74,422 70
1877.....	3,555,283 21	1,234,552 83	125,928 21	4,915,764 25	<i>d</i>	1,178,084 36
1878.....	1,891,130 71	1,026,354 51	146,163 83	3,063,649 05	<i>d</i>	4,408 78
1879.....	1,966,854 83	938,436 79	159,253 74	3,064,545 36	<i>d</i>	5,276 02
1880.....	2,236,943 54	889,409 73	164,650 50	3,291,003 77	<i>e</i>	116,485 07
1881.....	2,898,045 45	901,679 10	145,137 85	3,944,862 40	<i>d</i>	612,842 23
1882.....	2,294,212 90	917,526 03	110,813 47	3,322,552 40	<i>d</i>	134,155 01
1883.....	2,291,429 02	925,970 41	110,480 00	3,327,879 43	<i>d</i>	159,369 01
1884.....	2,165,708 63	871,037 06	102,675 50	3,139,421 19	<i>d</i>	14,459 84
1885.....	1,985,256 67	917,879 59	99,896 73	3,003,032 99	<i>e</i>	209,514 44
1886.....	2,128,942 82	926,299 50	114,809 02	3,170,051 34	<i>e</i>	60,022 96
1887.....	2,397,382 03	1,031,696 74	123,422 74	3,552,501 51	<i>d</i>	72,611 52
1888.....	2,355,960 53	1,009,167 74	122,198 27	3,487,326 54	<i>d</i>	2,897 14
1889.....	2,417,046 62	1,064,557 52	126,759 42	3,608,363 56	<i>e</i>	63,266 33
1890.....	2,254,866 61	1,114,472 16	135,689 92	3,505,028 69	<i>e</i>	248,284 64
1891.....	2,588,894 16	1,198,806 97	145,256 90	3,932,958 03	<i>d</i>	199,476 88
1892.....	2,454,821 80	1,440,994 51	128,372 23	4,024,188 54	<i>d</i>	243,233 21
1893.....	2,911,005 90	1,402,862 69	112,163 43	4,426,032 02	<i>e</i>	61,993 82
1894.....	2,749,953 12	1,389,355 44	157,025 56	4,296,334 12	<i>d</i>	7,171 85
1895.....	2,986,323 54	1,451,684 01	162,167 30	4,600,174 85	<i>d</i>	45,751 22
1896.....	2,777,327 97	1,417,637 39	162,610 10	4,357,575 46	<i>d</i>	50,040 83
1897.....	2,529,432 31	1,402,470 67	162,438 28	4,094,341 26	<i>e</i>	47,541 86
1898.....	2,700,774 91	1,394,742 19	164,092 45	4,259,609 55	<i>e</i>	37,434 83
1899.....	3,063,716 43	1,524,637 05	166,853 81	4,755,207 29	<i>d</i>	190,645 96
1900.....	3,828,359 85	1,921,904 32	159,674 98	5,909,939 15	<i>d</i>	396,046 31
1901.....	4,065,778 01	2,032,419 20	205,964 19	6,304,161 40	<i>e</i>	164,978 84
Total.....	69,936,900 56	32,674,749 39	3,887,762 35	106,499,412 30	<i>d</i>	1,604,557 01

CANADIAN FIRE COMPANIES IN FOREIGN FIELDS.

The undermentioned Canadian Fire Insurance Companies carry on business outside Canada in the several countries, states, &c., set opposite their respective names, viz. :—

Name of Company.	Name of Countries, States, &c.
British America Assurance Company ..	The States of Alabama, Arizona, Arkansas, California, Colorado, Connecticut, Delaware, District of Columbia, Florida, Georgia, Idaho, Illinois, Indiana, Iowa, Kansas, Kentucky, Louisiana, Maine, Maryland, Massachusetts, Michigan, Minnesota, Mississippi, Missouri, Montana, Nebraska, New Hampshire, New Jersey, New Mexico, New York, North Carolina, North Dakota, Ohio, Oklahoma, Pennsylvania, Rhode Island, South Carolina, South Dakota, Tennessee, Texas, Utah, Vermont, Virginia, Washington, West Virginia, Wisconsin, Wyoming, Newfoundland, Mexico and the Hawaiian Islands.
Canadian Fire Insurance Company.....	Newfoundland.
Ottawa Fire Insurance Company.	Newfoundland.
Western Assurance Company.....	Newfoundland, British West Indies and the United States. The company also has a branch office in London, England, through which business is transacted in Great Britain and the British possessions in the far east, as well as at some points on the continent of Europe.

INLAND NAVIGATION AND OCEAN INSURANCE, 1901.

Inland Marine insurance is carried on in Canada by two Canadian companies (the British America and Western), and to a very limited extent by two American companies (the *Ætna Fire*, and the Insurance Company of North America). Ocean business is transacted by the two Canadian companies, but the greater part of this business is transacted by companies which are not required to be licensed, and do not report to this Department.

The figures given below include the Canadian inland marine business of the two American companies, and the whole inland marine and ocean business done by the two Canadian companies.

INLAND MARINE.

The premiums received amounted to \$556,933, the losses incurred to \$381,374, and the losses paid to \$376,667. At the end of the year the losses unsettled were \$34,512.

The inland marine business has been less favourable than the year previous. The losses incurred amounted to 68·48 per cent of the premiums received. The rates for 1899 and 1900 were 73·90 and 54·83 respectively.

OCEAN MARINE.

The premiums received amounted to \$687,654, the losses incurred to \$542,702, and the losses paid to \$536,402. At the end of the year the total outstanding or unsettled losses were \$47,039.

In the ocean business the rate of losses incurred to premiums received was 78·92 per cent, whilst in 1899 and in 1900 the rates were 80·16 and 83·39, respectively.

An abstract of the inland marine business will be found on page lxxv, and details of this and the ocean business for the individual companies on pages lxxii and lxxiii.

LIFE INSURANCE, 1901.

The business of life insurance was transacted by thirty-six active companies of which nineteen are Canadian, eight British and nine American.

Insurances Effected during the Year.

The total amount of policies in Canada taken during the year 1901, was \$73,899,228 which is greater than the amount taken in 1900 by \$5,003,136. The Canadian companies show a decrease in 1901 of \$247,202, whilst in 1900 they had a decrease of \$3,592,179; the American companies have an increase of \$5,909,292, whilst in 1900 they had an increase of \$5,117,668; and the British companies have a decrease of \$658,954, whilst in 1900 they had a decrease of \$30,130, the total increase in 1901 being \$5,003,136, as above stated.

In the ordinary policies taken by the American companies there was a decrease of \$1,994,584, and in the industrial policies an increase of \$7,903,876. This large increase was to a certain extent caused by the Metropolitan Life taking over the risks of 'La Canadienne,' a company doing an industrial insurance business in the Province of Quebec.

SESSIONAL PAPER No. 8

The respective amounts effected are :—

Canadian companies	\$38,298,747
British "	3,059,043
American "	32,541,438

So that the amount taken by native companies exceeds that taken by the British and American together by about \$2,700,000.

Life Insurance in Force in 1901.

The total amount of insurance in force at the close of the statements was \$463,769,034, which shows the large increase of \$32,699,188 over that of the previous year, being distributed as follows :—

	Total in Force.	Increase.
Canadian companies	\$ 284,684,621	\$17,533,535
British "	40,216,186	730,842
American "	138,868,227	14,434,811
Total	\$ 463,769,034	\$32,699,188

The following tables will enable the progress of the total business to be traced during the past twenty-seven years, both as regards the amount of insurances effected from year to year, and the total amount in force :—

AMOUNTS of Insurance effected in Canada during the respective Years 1875–1901.

Year.	Canadian Companies.	British Companies	American Companies.	Total.
	\$	\$	\$	\$
1875.....	5,077,601	1,689,833	8,306,824	15,074,258
1876.....	5,465,966	1,683,357	6,740,804	13,890,127
1877.....	5,724,648	2,142,702	5,667,317	13,534,667
1878.....	5,508,556	2,789,201	3,871,998	12,169,755
1879.....	6,112,706	1,877,918	3,363,600	11,354,224
1880.....	7,547,876	2,302,011	4,057,000	13,906,887
1881.....	11,158,479	2,536,120	3,923,412	17,618,011
1882.....	11,855,545	2,833,250	5,423,960	20,112,755
1883.....	11,883,317	3,278,008	6,411,635	21,572,960
1884.....	12,926,265	3,167,910	7,323,737	23,417,912
1885.....	14,881,695	3,950,647	8,332,646	27,164,988
1886.....	19,289,694	4,054,279	11,827,375	35,171,348
1887.....	23,505,549	3,067,040	11,435,721	38,008,310
1888.....	24,876,259	3,985,787	12,364,483	41,226,529
1889.....	*26,438,358	3,399,313	14,719,266	*44,556,937
1890.....	23,541,404	3,390,972	13,591,080	40,523,456
1891.....	21,904,302	2,947,246	13,014,739	37,866,287
1892.....	25,585,534	3,625,213	15,409,266	44,620,013
1893.....	28,089,437	2,967,855	14,145,555	45,202,847
1894.....	28,670,364	3,214,216	17,640,677	49,525,257
1895.....	27,909,672	3,337,638	13,093,888	44,341,198
1896.....	26,171,830	2,869,971	13,582,769	42,624,570
1897.....	30,351,021	2,778,510	15,138,134	48,267,665
1898.....	35,043,182	3,323,107	16,398,384	54,764,673
1899.....	42,138,128	3,748,127	21,514,478	67,400,733
1900.....	38,545,949	3,717,997	26,632,146	68,896,092
1901.....	38,298,747	3,059,043	32,541,438	73,899,228
Total.....	558,502,084	81,737,271	326,472,332	966,711,687

* Including 20 months' business in the Canada Life.

AMOUNTS of Insurance in force in Canada, 1875-1901.

Year.	Canadian Companies.	British Companies.	American Companies.	Total.
	\$	\$	\$	\$
1875	21,957,296	19,455,607	43,596,361	85,009,264
1876	24,649,284	18,873,173	40,728,461	84,250,918
1877	26,870,224	19,349,204	39,468,475	85,687,903
1878	28,656,556	20,078,533	36,016,848	84,751,937
1879	33,246,543	19,410,829	33,616,330	86,273,702
1880	37,838,518	19,789,863	33,643,745	91,272,126
1881	46,041,591	20,983,092	36,266,249	103,290,932
1882	53,855,051	22,329,368	38,857,629	115,042,048
1883	59,213,699	23,511,712	41,471,554	124,196,875
1884	66,519,958	24,317,172	44,616,596	135,453,726
1885	74,591,139	25,930,272	49,440,735	149,962,146
1886	88,181,859	27,225,607	55,908,230	171,315,696
1887	101,796,754	28,163,329	61,734,187	191,694,270
1888	114,034,279	30,003,210	67,724,094	211,761,583
1889	125,125,692	30,488,618	76,348,392	231,963,702
1890	135,218,990	31,613,730	81,599,847	248,421,567
1891	143,368,817	32,407,937	85,698,475	261,475,229
1892	154,709,077	33,692,706	90,708,482	279,110,265
1893	167,475,872	33,543,884	94,602,966	295,622,722
1894	177,511,846	33,911,885	96,737,705	308,161,436
1895	188,326,057	34,341,172	96,590,352	319,257,581
1896	195,303,042	34,837,448	97,660,009	327,800,499
1897	208,655,459	35,293,134	100,063,684	344,012,277
1898	226,209,636	36,606,195	105,708,154	368,523,985
1899	252,201,516	38,025,948	113,943,209	404,170,673
1900	267,151,086	39,485,344	124,433,416	431,069,846
1901	284,684,621	40,216,186	133,868,227	463,769,034

Amount of Insurance terminated in 1901.

The amount of insurance terminated in natural course, namely, by death, maturity or expiry, was \$8,526,185, which is greater by \$573,353 than the corresponding amount in the previous year; and the amount terminated by surrender and lapse was \$33,055,153, being greater than in the previous year by \$3,203,237.

Relatively to the amounts at risk the amounts so terminated do not differ to any material extent from those of the previous year, giving for every \$1,000 of current risk \$18.22, terminated in natural course and \$70.63 by surrender and lapse, making a total of \$88.85. In the year 1900 these rates were \$18.13 and \$68.06 respectively, making a total of \$86.19, thus giving a difference of only \$2.66 for each \$1,000 at risk.

The following table exhibits the rates for the last five years:—

TERMINATED out of each \$1,000 current risk

	Naturally.					Surrender and Lapse.				
	1897.	1898.	1899.	1900.	1901.	1897.	1898.	1899.	1900.	1901.
	\$ c.	\$ c.	\$ c.	\$ c.	\$ c.	\$ c.	\$ c.	\$ c.	\$ c.	\$ c.
Canadian companies.....	14 97	13 47	13 74	13 80	14 40	70 46	63 58	64 94	59 29	58 34
British ".....	19 73	21 44	21 76	23 46	22 90	44 27	45 25	35 37	37 93	48 01
American ".....	28 14	26 03	23 09	25 69	24 62	99 10	81 14	88 43	96 20	102 22

SESSIONAL PAPER No. 8

The total termination amounts to about 56.27 per cent of the amount of new policies. The actual amounts of termination were distributed as follows:—

	Naturally.	By Surrender and Lapse.
	\$	\$
Canadian companies	4,123,248	16,702,765
British "	939,263	1,969,237
American "	3,463,674	14,383,151
Total	8,526,185	33,055,153

The details of the individual companies will be found on page xc.

Canadian Policies in Force.

Omitting the industrial policies of the London Life and the Metropolitan, the thrift policies of the Sun Life, the monthly policies of the Excelsior and the provident policies of the North American, the following table gives the numbers and amounts of policies in Canada and the average amount of a policy in force at the date of the statements:—

	Number.	Amount.	Average Amount of a Policy.
		\$	\$
Canadian companies	183,242	279,341,833	1,524
British "	20,288	40,216,186	1,982
American "	67,486	119,990,290	1,778
Total	271,016	439,548,309	1,622

The average amount of *new* policies is, for Canadian companies \$1,435; for British companies, \$1,765; and for American, \$1,518. The corresponding amounts last year were \$1,490, \$1,842 and \$1,825.

DEATH RATE.

In the calculation of the death rate this year, as in previous years, the mean number of policies in force, and the number of policies terminated by death during the year have been admitted as approximations to the mean number of lives exposed to risk, and the number of deaths during the year, respectively. It is believed that the

1-2 EDWARD VII., A. 1902

results arrived at represent the actual mortality among insured lives in Canada as accurately as can be gathered from the returns of the companies.

	1901.		1901.	1900.	1899.	1898.	1897.	1896.	1895.	1894.	1893.	1892.
	Number of lives exposed to risk.	Number of deaths.	Death Rate.	Death Rate.	Death Rate.	Death Rate.	Death Rate.	Death Rate.	Death Rate.	Death Rate.	Death Rate.	Death Rate.
Active companies...	439,396	4,927	11·213	11·226	10·733	10·549	10·907	10·095	11·166	10·327	10·176	10·676
Assessment companies.	104,286	867	8·314	7·985	7·352	7·818	7·507	6·798	8·654	8·101	9·407	8·946
Retired companies ..	3,527	143	40·544	40·182	35·733	33·560	26·747	32·969	30·235	26·449	22·574	26·512
Total	547,209	5,937	10·850	10·770	10·197	10·113	10·205	9·261	11·092	10·340	10·364	10·860

PREMIUM INCOME during the respective Years 1875-1901.

Year.	Canadian Companies.	British Companies.	American Companies.	Total.
	\$	\$	\$	\$
1875.....	707,256	623,296	1,551,835	2,882,387
1876.....	768,543	597,155	1,437,612	2,803,310
1877.....	770,319	577,364	1,299,724	2,647,407
1878.....	827,098	586,044	1,197,535	2,610,677
1879.....	919,345	565,875	1,121,537	2,606,757
1880.....	1,039,341	579,729	1,102,058	2,721,128
1881.....	1,291,026	613,595	1,190,068	3,094,689
1882.....	1,562,085	674,362	1,308,158	3,544,605
1883.....	1,652,543	707,468	1,414,738	3,774,749
1884.....	1,869,100	744,227	1,518,991	4,132,318
1885.....	2,092,986	803,980	1,723,012	4,619,978
1886.....	2,379,238	827,848	1,988,634	5,195,720
1887.....	2,825,119	890,332	2,285,954	6,001,405
1888.....	3,166,883	928,667	2,466,298	6,561,848
1889.....	*4,459,595	979,847	2,785,403	*8,224,845
1890.....	3,921,137	1,022,362	3,060,652	8,004,151
1891.....	4,258,926	1,030,479	3,128,297	8,417,702
1892.....	4,729,940	1,088,816	3,251,598	9,070,354
1893.....	5,156,008	1,073,541	3,403,230	9,632,779
1894.....	5,435,031	1,079,330	3,394,914	9,909,275
1895.....	5,702,783	1,137,366	3,452,205	10,292,354
1896.....	6,075,454	1,137,607	3,389,605	10,602,666
1897.....	6,598,012	1,174,732	3,443,074	11,215,818
1898.....	7,107,073	1,210,601	3,676,490	11,994,164
1899.....	7,805,174	1,276,229	3,957,304	13,038,707
1900.....	9,373,405	1,372,355	4,261,181	15,006,941
1901.....	9,133,890	1,346,666	4,709,298	15,189,854
Total	101,627,310	24,649,873	67,519,405	193,796,588

*Including 20 months' business of the Canada Life.

SESSIONAL PAPER No. 8

The total amount paid to policy-holders during 1901 was as follows:—

Death claims (including bonus additions).....	\$5,430,872 30
Matured endowment (including bonus additions)....	1,829,219 95
Annuitants.. .. .	161,811 51
Paid for surrendered policies.....	815,768 98
Dividends to policy-holders.....	755,452 72
Total.....	<u>\$8,993,125 46</u>

The distribution of payments among the different companies will be found on page lxxxix.

Hence, for every \$100 premiums received, there has been paid to policy-holders \$52.49, leaving \$47.51 to be carried to reserve, expense and profits.

Including the business done outside of Canada by the Canadian companies, the following table shows the total premium income and payments to policy-holders of all companies, other than assessment companies, doing life insurance business in Canada, for the last twenty-three years, and also the ratio of payments to policy-holders to premiums received.

Year.	Premium Income.	Payments to Policy-holders	Rate of Payments to Policy-holders per cent of Premiums.
	\$	\$	
1879.....	2,606,756	1,301,480	49·93
1880.....	2,691,128	1,389,986	51·65
1881.....	3,094,689	1,879,240	60·72
1882.....	3,544,603	1,946,444	54·91
1883.....	3,861,179	2,201,152	57·01
1884.....	4,195,726	2,073,395	49·42
1885.....	4,684,409	2,544,101	54·31
1886.....	5,298,596	2,851,981	53·83
1887.....	6,105,474	3,235,205	52·99
1888.....	6,655,762	3,440,729	51·70
1889.....	8,336,167	3,942,590	47·30
1890.....	8,131,852	4,445,668	54·67
1891.....	8,667,609	4,911,485	56·66
1892.....	9,347,131	5,452,151	58·33
1893.....	9,952,833	5,133,284	51·58
1894.....	10,345,919	5,516,929	53·32
1895.....	10,887,501	5,862,447	53·85
1896.....	11,469,046	6,506,096	56·73
1897.....	12,197,626	7,076,962	58·02
1898.....	13,190,742	6,782,006	51·41
1899.....	14,490,102	7,680,959	53·01
1900.....	16,633,142	9,232,061	55·50
1901.....	17,130,456	8,993,125	52·49
Total.....	193,518,442	104,399,476	53·95

Collecting the results for the twenty-three years, 1879 to 1901, we find that the total payments to policy-holders amount to 53·95 per cent of the premium income during the said period.

The subjoined table shows the total premium income and payments to policy-holders, during the last twenty-three years, of the life insurance companies which have

1-2 EDWARD VII., A. 1902

ceased to do new business in Canada, and also the ratio of payments to policy-holders to premiums received.

Year.	Premium Income.	Payments to Policy-holders.	Rate of Payments to Policy-holders per cent of Premiums.
	\$	\$	
1879..	490,688	396,053	80·71
1880..	447,910	317,531	70·89
1881..	441,393	489,370	110·87
1882..	412,436	376,811	91·36
1883..	371,570	450,678	121·29
1884..	343,179	454,906	132·56
1885..	321,566	395,851	123·10
1886..	278,108	342,049	122·99
1887..	262,445	423,747	161·46
1888..	237,559	395,466	166·47
1889..	216,730	337,829	155·88
1890..	191,101	363,519	190·22
1891..	181,905	319,246	175·51
1892..	175,340	329,963	188·18
1893..	163,723	368,887	225·31
1894..	178,467	435,862	244·23
1895..	163,366	367,132	224·73
1896..	150,395	377,949	251·30
1897..	174,155	449,425	258·06
1898..	163,918	358,968	219·00
1899..	152,534	376,018	246·51
1900..	145,756	391,576	268·65
1901..	132,201	476,885	360·73
Total..	5,796,445	8,995,721	155·19

Collecting the results for twenty-three years, 1879 to 1901, it will be seen that the total payments to policy-holders made by said retired companies exceeds by 55·19 per cent the total premium income during the same period.

Canadian Companies.

The assets and liabilities, income and expenditure, of the Canadian Life Companies will be found exhibited in the statements under their respective headings at pages lxxxii lxxxiii, lxxxvii and lxxxviii. The tables of mortality employed by the various companies in the calculation of their reinsurance reserve are shown in the table on page lxxxiii.

From the tables on pages lxxxvii and lxxxviii referred to, it will be seen that the Canadian Companies have received an income of \$13,866,753·05 drawn from the following sources :

Premiums and annuity sales.....	\$ 11,074,492 29
Interest and dividends.....	2,555,358 80
Sundry.....	236,901 96
Total.....	\$ 13,866,753 05

And they expended \$8,281,653·57 under the following items :—

Paid to policy-holders and annuitants.....	\$ 4,890,754 32
General expenses.....	3,262,457 75
Dividends to stockholders.....	128,441 50
Total.....	\$ 8,281,653 57

SESSIONAL PAPER No. 8

Hence, out of every \$100 of income they have expended in payment to policy-holders \$35.27, in general expenses, \$23.53, and in dividends to stockholders, \$0.93, leaving \$40.27 to be carried to reserve.

By reference to the table at page lxxxii it will be seen that the total assets at December 31, 1901, of the Canadian life companies other than assessment companies (including \$3,290,258 outstanding and deferred premiums, interest and rents due and accrued which have not as yet gone into income) amount to \$66,182,117, an increase over the corresponding amount at the end of the year 1891 of \$43,027,497.

The amount of risks in force have increased from \$147,925,863 in 1891 to \$327,705,032, a gain of \$179,779,169, and the reserves have increased from \$19,922,556 in 1891 to \$59,211,836 in 1901, an increase of \$39,289,280.

The following table gives the premium and other income of the Canadian companies other than assessment companies, during the past twenty-three years, and also the payments to policy-holders, for general expenses and for dividends to stockholders during the same period.

Year.	Premiums	Interest and other Receipts.	Total Income.	Paid to Policy-holders.	General Expenses.	Dividends to Stockholders	Total Expenditure.
	\$	\$	\$	\$	\$	\$	\$
1879.....	919,344	280,375	1,199,719	331,118	247,885	33,351	612,354
1880.....	1,039,342	325,581	1,364,923	412,230	272,689	32,311	717,230
1881.....	1,291,027	389,819	1,680,846	683,595	350,973	76,122	1,110,690
1882.....	1,562,085	387,218	1,949,303	719,656	396,398	66,459	1,182,513
1883.....	1,738,973	477,346	2,216,319	777,355	459,329	40,856	1,277,540
1884.....	1,932,506	499,074	2,431,580	671,448	508,573	48,821	1,228,842
1885.....	2,157,338	585,066	2,742,404	934,750	527,371	36,769	1,498,890
1886.....	2,482,113	672,547	3,154,660	1,316,175	659,938	109,450	2,085,563
1887.....	2,922,526	768,480	3,691,006	1,405,686	736,846	70,202	2,212,734
1888.....	3,260,800	777,266	4,038,066	1,416,516	874,657	52,651	2,343,824
1889*	4,570,918	1,234,146	5,805,064	2,001,150	1,091,027	65,411	3,157,588
1890.....	4,236,746	985,915	5,222,661	2,081,236	1,006,698	121,005	3,208,939
1891.....	4,508,834	1,097,710	5,606,544	2,036,711	1,093,215	55,465	3,185,391
1892.....	5,006,717	1,174,010	6,180,727	2,438,040	1,210,501	57,010	3,705,551
1893.....	5,476,059	1,281,031	6,757,090	2,265,703	1,432,144	57,994	3,755,841
1894.....	5,871,677	1,423,932	7,295,609	2,567,454	1,560,229	59,908	4,187,591
1895.....	6,297,930	1,508,649	7,806,579	3,070,440	1,723,309	132,112	4,925,861
1896.....	6,941,828	1,577,222	8,519,050	3,244,495	1,778,627	76,031	5,099,153
1897.....	7,579,816	1,992,213	9,572,029	3,641,627	2,119,437	83,774	5,844,838
1898.....	8,303,650	2,066,907	10,370,557	3,542,393	2,391,527	87,885	6,021,805
1899.....	9,256,570	2,202,132	11,458,702	3,801,089	2,616,951	88,510	6,506,550
1900.....	10,999,604	2,520,623	13,520,227	5,195,146	3,117,578	82,342	8,395,066
1901.....	11,074,492	2,792,261	13,866,753	4,890,754	3,262,458	128,442	8,281,654
Total.....	109,430,895	27,019,523	136,450,418	49,444,767	29,438,360	1,662,881	80,546,008

* Including 20 months' business of the Canada Life.

VALUATION OF LIFE POLICIES IN CANADA.

The following are the results of the valuation of the policies of a number of the licensed life insurance companies completed since the issue of the last report.

The valuation is made on the basis of the H. M. Mortality Table of the Institute of Actuaries, at $4\frac{1}{2}$ per cent interest for policies issued previous to January 1, 1900, and $3\frac{1}{2}$ per cent for subsequent policies, the pure premiums only being valued.

BRITISH EMPIRE MUTUAL LIFE ASSURANCE CO.

Valuation as at December 31, 1901.

Number of policies in force, 2,615; amount, \$6,133,556.28; value, \$1,557,980. Amount of bonus additions, \$411,196.22; value, \$197,260. Amount of policies reinsured, \$273,571.10; value, \$71,183. Value of life annuities, \$31,230. Total net amount in force, \$6,271,181.40. Total reserve, \$1,715,287.

CANADA LIFE ASSURANCE CO.

Valuation as at December 31, 1901.

Number of policies in force, 39,047; amount, \$80,740,710.63. Amount of bonuses, \$3,664,261.56. Policies reinsured, \$770,811.77. No. of life annuities, 13; annual payments thereunder, \$16,701.89.

Value of policies.....	\$17,907,259
" bonus additions and premium reductions.....	2,254,306
" annuities.....	111,502
Total.....	<u>\$20,273,067</u>
Less value of reinsurances.....	128,959
Net reinsurance reserve.....	<u><u>\$20,144,108</u></u>

COVENANT MUTUAL LIFE ASSOCIATION.

Valuation as at May 25, 1900.

Number of policies, 259; amount, \$423,125; total net reserve, \$5,158.44.

EQUITABLE LIFE ASSURANCE CO.

Valuation as at December 31, 1900.

1. Policies issued previous to March 31, 1878:—Number, 441; amount, \$1,004,870; value, \$452,392. Amount of bonuses, \$76,175; value, \$44,398. Total net reserve, \$496,790.

2. Policies issued subsequently to March 31, 1878:—Number, 9,042; amount, \$19,858,093; value, \$4,346,936. Bonus additions, \$62,889; value, \$35,588. Value of life annuities, \$34,110. Total net reserve, \$4,416,634.

Total amount of all policies in force, \$21,002,027; total reserve, \$4,913,424.

SESSIONAL PAPER No. 8

HOME LIFE ASSOCIATION.

Valuation as at December 31, 1901.

Reserve under level premium policies and under those policies changed from assessment to level premium policies.

Number of said policies, 1,454 ; amount in force, \$1,901,070 ; value, \$212,839. Amount of liens against said policies, \$161,513.

In addition to the above policies there are also in force the following assessment policies :—Temporary assurances, No. 407 ; amount, \$505,130. 'Advance payment,' No. 130 ; amount, \$142,500. The estimated liability under these latter policies is \$7,000.

IMPERIAL LIFE ASSURANCE CO.

Valuation as at December 31, 1901.

Number of policies in force, 4,730 ; amount, \$10,524,731 ; value, \$798,295. Amount of policies reinsured, \$1,675,970 ; value, \$129,879. Number of life annuities in force, 17 ; annual payments thereunder, \$7,506.76 ; value, \$91,999. Total net reserve, \$760,415.

LONDON ASSURANCE.

Valuation as at December 31, 1901.

Number of policies, 7 ; amount, \$27,253.33 ; value, \$11,634. Amount of bonuses, \$5,932.71 ; value, \$4,055. Total amount in force, \$33,186.04 ; total reserve, \$15,689.

MUTUAL RESERVE FUND LIFE ASSOCIATION.

Valuation as at December 31, 1900, of Policies issued since August 11, 1899.

Number of said policies, 523 ; amount, \$1,093,000 ; value, \$86,112. Amount of liens against said policies, \$58,104. Net liability, \$28,008.

NATIONAL LIFE ASSURANCE CO. OF CANADA.

Valuation as at December 31, 1901.

Number of policies, 1,610 ; amount, \$2,554,904 ; value, \$100,437. Amount of policies reinsured, \$97,217 ; value, \$3,951. Net amount in force, \$2,457,687. Total net reserve, \$96,486.

NEW YORK LIFE INSURANCE CO.

Valuation as at December 31, 1900.

1. Policies issued previous to March 31, 1878 :—Number of policies, 387 ; amount, \$808,409 ; value, \$438,995. Amount of bonus additions, \$66,506 ; value, \$41,196. Total net reserve, \$480,191.

1-2 EDWARD VII., A. 1902

2. Policies issued after March 31, 1878 :—Number of policies, 15,046 ; amount, \$27,127,727. Amount of return-premium additions, \$1,424,704. Amount of bonus additions, \$64,434. Total amount in force, \$28,616,865.

Value of policies and return-premium additions	\$ 4,813,701
" bonus additions	40,000
" life annuities	98,887
	<hr/>
Total value of said policies	\$ 4,952,588
	<hr/>

Total amount of all policies in force, \$29,491,880. Total net reserve, \$5,432,779.

NORTH BRITISH AND MERCANTILE INSURANCE CO.

Valuation as at December 31, 1901.

1. N. B. and M. policies issued prior to March 31, 1878 :—Number of policies, 96 ; amount, \$207,071.16 ; value, \$115,199. Amount of bonus additions, \$82,267.17 ; value, \$55,606. Total net reserve, \$170,805.

2. N. B. and M. policies issued subsequent to Mar. 31, 1878 :—Number of policies, 80 ; amount, \$249,990.67 ; value, \$83,633. Amount of bonus additions, \$24,363.29 ; value, \$13,041. Value of annuities, \$10,234. Total net reserve, \$106,908.

3. Scottish Provincial Policies :—Number in force, 218 ; amount, \$306,562.75 ; value, \$171,929. Amount of bonus additions, \$108,404.15 ; value, \$72,402. Total net reserve, \$244,331.

Total net amount in force, \$978,659.19 ; total net reserve, \$522,044.

PROVIDENT SAVINGS LIFE.

Valuation as at December 31, 1900.

Number of policies, 1903 ; amount, \$3,903,247 ; total net reserve, \$179,260.

NORWICH UNION LIFE.

Valuation as at December 31, 1901.

Number of policies, 7 ; amount, \$14,500 ; total reserve, \$863.95.

RELIANCE MUTUAL LIFE.

Valuation as at December 31, 1901.

Number of policies, 150 ; amount, \$155,346.06 ; value, \$69,182. Amount of bonus additions, \$18,528.63 ; value, \$11,684. Total reserve, \$80,866.

ROYAL VICTORIA LIFE.

Valuation as at December 31, 1901.

Number of policies, 1,858 ; amount, \$2,680,152 ; value, \$141,048. Amount reinsured, \$107,600 ; value, \$2,824. Value of annuities, \$30,334. Total net amount in force, \$2,572,552. Total net reserve, \$168,558.

SESSIONAL PAPER No. 8

UNION MUTUAL LIFE.

Valuation as at December 31, 1900.

1. Policies issued previous to March 31, 1878 :—Number of policies, 357 ; amount, \$545,851 ; value, \$245,122. Amount of reversionary bonuses, \$11,571.03 ; value, \$7,086. Total net reserve, \$252,208.

2. Policies issued since March 31, 1878 ; Number of policies, 3,606 ; amount, \$5,305,899 ; value, \$683,823. Amount of bonus additions, \$88,015.69 ; value, \$29,304. Total net reserve, 713,127.

Total number of policies in force, 3,963 ; total amount in force, \$5,951,336.72 ; total reserve, \$965,335.

CANADIAN LIFE COMPANIES IN FOREIGN FIELDS.

The undermentioned Canadian Life Insurance Companies carry on business outside Canada in the several countries, states, &c., set opposite their respective names, viz.—

Name of Company.	Name of Countries, States, &c.
Canada Life Assurance Company.....	The States of Illinois, Michigan, Minnesota, New York, Ohio, Pennsylvania and Washington in the United States of America ; the Bahamas and Newfoundland.
Confederation Life Association.....	Newfoundland, Mexico and West Indies.
Manufacturers' Life Insurance Company	Newfoundland, Bermuda, British Honduras, British West Indies, Costa Rica, Hayti, Hawaiian Islands, India, Japan, China (Treaty Ports), Porto Rico, Philippine Islands, Strait's Settlements and Venezuela.
Mutual Life Assurance Co. of Canada (formerly the Ontario Mutual).....	Newfoundland.
North American Life Assurance Co.....	The States of Illinois, Michigan, Minnesota, New York, New Jersey, and Washington in the United States of America, the Bahamas, Bermuda.
Sun Life Assurance Co. of Canada	Belgium, Bermudas, British Honduras, Open Ports of China, Chile, Costa Rica, Egypt, Turkey, France, Great Britain and Ireland, British and Dutch Guiana, Venezuela, Hawaiian Islands, Holland, India, Japan, Java, Newfoundland, Philippines, Strait's Settlements, several states of the United States of America (District of Columbia, Georgia, Maryland, Michigan, New Jersey, North Carolina, Pennsylvania, South Carolina and Virginia) and the West India Islands.

ASSESSMENT LIFE INSURANCE, 1901.

The business of life insurance upon the assessment plan has been transacted by five companies reporting to this office, of which four are Canadian and one American.

The total amount of policies taken in Canada during the year 1901, was \$10,120,699, which is less than the amount taken in 1900 by \$2,789,101, and the net amount in force at the end of the year was \$127,135,999, which is less than the amount in force at the end of 1900 by \$898,001.

The amount of insurance terminated by death was \$1,194,196, and by surrender and lapse, \$9,822,304.

The total terminations amount to 108.85 per cent of the amount of new policies.

The amounts of terminations were distributed as follows :—

	By death.	By Surrender and Lapse.
Canadian companies	\$ 892,446	\$ 4,772,054
American "	301,750	5,050,250
Total.....	\$ 1,194,196	\$ 9,822,304

1-2 EDWARD VII., A. 1902

The details of individual companies will be found on pages xci and xciii.

The total amount paid by members for membership fees, annual dues, assessments, &c., was \$1,713,612 and the amount paid for death claims was \$1,224,552.

Details of the assets and liabilities, income and expenditure will be found on pages xciv, xcv and xcvi.

ACCIDENT AND GUARANTEE INSURANCE IN CANADA, 1901.

The business of accident insurance was transacted by nine companies, viz.: 5 Canadian (1 of which combined it with life insurance, 1 with plate glass insurance, 4 with sickness insurance and 1 with guarantee business) 1 American (also combined with life), and 3 British, (2 of which combined it with guarantee business, and 3 with sickness insurance.)

The Norwich and London Accident Insurance Association ceased to do business during the year.

The list of companies does not otherwise differ from that of the previous year.

The total accident premiums received in Canada were \$775,990, insuring an amount of \$121,727,447, and the sum of \$396,060 was paid for claims, with \$103,627 claims not settled.

An abstract will be found on page c.

The guarantee business was conducted by five companies—two Canadian, two British and one American.

The list does not differ from that of the previous year.

The premiums received were \$116,305, guaranteeing an amount of \$26,949,138 and the net amount paid for claims was \$26,775 with \$3,749 claims not settled.

The Guarantee Company of North America transacts business outside of the Dominion, which is not included in the above.

SICKNESS INSURANCE.

The business of sickness insurance has been carried on by seven companies, viz., three British and four Canadian. Three of the companies combine it with accident insurance, three with guarantee and accident insurance, and one with accident and plate-glass insurance. Of the seven companies referred to, only two regularly issue sickness policies *not* in combination with accident risks; four issue combined accident and sickness policies, and one issues a combined accident and sickness policy, a limited sickness policy in conjunction with an accident policy and also in rare cases a separate sickness policy.

It appears, however, that sickness insurance not in combination or in conjunction with accident risks has been carried on only to a very limited extent and returns of the premiums received in respect thereof and losses paid, &c., have not been made to this department.

SESSIONAL PAPER No. 8

In addition to the seven companies above referred to, two fraternal societies, licensed by this office, viz.: the Supreme Court of the Independent Order of Foresters and the Subsidiary High Court of the Ancient Order of Foresters pay sick benefits to such of their members as stipulate therefor in their application for membership. In the case of the latter these benefits are paid partly through the lodges and partly by the Subsidiary High Court.

PLATE GLASS INSURANCE IN CANADA, 1901.

The business of plate-glass insurance was transacted by four incorporated companies, viz.: 2 Canadian (1 of which combined it with accident insurance), and 2 American.

The companies, having adopted the system of insurance by replacement, instead of paying the value of the glass broken, and their contracts not stating any amounts as insured thereby, their returns do not show the amount of insurance effected during the year, nor the amount in force at the end thereof. The premiums received during the year in Canada for plate-glass insurance were \$74,986, being less than the amount received the previous year by \$2,391, and the total losses incurred were \$34,953, being \$1,203 less than the amount incurred in 1900. An abstract will be found at page c.

BURGLARY GUARANTEE INSURANCE, 1901.

This branch of insurance which is transacted to a considerable extent in Great Britain, was introduced into Canada nine years ago. On June 14, 1893, a license was issued to the Dominion Burglary Guarantee Company (Limited), whose head office is at the city of Montreal, to transact the business of guaranteeing against loss or damage by reason of burglary or housebreaking, and guaranteeing against loss of jewellery, bullion and other movable property deposited with it for safekeeping. This company which was incorporated by an Act of Parliament of Canada, assented to on April 1, 1893, is the only company licensed by this department to carry on the business of burglary guarantee insurance in Canada. A table showing the premiums received by it, the number of policies issued, the amount insured thereby, the number and amount of policies in force at the end of the year, the amount of claims paid, &c., will be found at page ci.

At the present time there are one hundred and four (104) companies under the supervision of this office. The nature of the business transacted by them is as follows:

Number of companies doing life insurance	48
" " " assessment plan	5
" " fire insurance	38
" " inland marine insurance	4
" " ocean marine	2
" " accident insurance	9
" " guarantee insurance	5
" " steam boiler insurance	1
" " plate-glass insurance	4
" " burglary guarantee insurance	1
" " registered mail, &c., insurance	3
" " sickness insurance	10

1-2 EDWARD VII., A. 1902

The deposits for the protection of policy-holders, held by the Honourable the Receiver General, in trust for these companies, at July 2, 1902, amounted to \$32,160,305.48 in securities, as follows:—

Canada Government securities.....	\$ 3,930,110 60
Canada Provincial securities.....	4,815,054 52
United States bonds.....	945,000 00
Swedish Government bonds.....	58,400 00
British Government securities.....	1,275,066 77
British Colonial securities.....	893,033 34
Bank deposit receipts.....	110,000 00
Montreal Harbour bonds.....	370,000 00
Municipal securities.....	17,251,336 92
Bank stocks.....	23,633 33
Loan companies debentures.....	298,656 67
Railway debentures.....	1,325,813 33
Ceylon stock.....	29,200 00
Massachusetts bonds.....	835,000 00
Total.....	<u>\$32,160,305 48</u>

There was also deposited with Canadian trustees, in conformity with the Act, \$14,362,905, making a total of \$46,523,210.48 for the protection of policy-holders, being an increase since last report of \$4,048,120.81.

The distribution of the total sum of \$46,523,210.48 held, as above mentioned, for the protection of policy-holders among the different classes, is as follows:—

Fire and inland marine.....	\$ 7,071,704 11
Life.....	38,330,301 75
Accident, guarantee, plate-glass, &c.....	1,121,204 62
Total.....	<u>\$46,523,210 48</u>

The total amount of premiums received in Canada for all forms of insurance was \$28,364,603, of which \$13,438,247 was received by Canadian companies, and \$14,926,356 by British and American. The following summary shows the distribution of the premiums to the various classes:—

PREMIUMS, 1901.

Fire.....	\$ 9,650,348
Inland Marine.....	31,113
Ocean.....	471,499
Life.....	15,189,854
Life (Assessment).....	1,713,612
Accident.....	775,990
Guarantee.....	116,305
Plate-Glass.....	74,986
Steam Boiler.....	40,416
Burglary Guarantee.....	17,918
Sickness (so far as separate return made).....	263,456
Inland transit.....	19,106
Total.....	<u>\$28,364,603</u>

SESSIONAL PAPER No. 8

Or dividing them according to the nationalities of the companies :—

PREMIUMS, 1901.

	Canadian Companies.	British Companies.	American Companies.
	\$	\$	\$
Fire.....	1,727,410	6,595,447	1,327,491
Inland Marine.....	24,580		6,533
Ocean.....	471,499		
Life.....	9,133,890	1,346,666	4,709,298
Life (Assessment).....	1,357,733		355,879
Accident.....	333,320	371,858	70,812
Guarantee.....	42,668	64,725	8,912
Plate-Glass.....	28,508		46,478
Steam Boiler.....	40,416		
Burglary Guarantee.....	17,918		
Sickness.....	260,305	3,151	
Inland Transit.....		19,106	
Total.....	13,433,247	8,400,953	6,525,403

RULES AND REGULATIONS REGARDING THE ACCEPTANCE OF
SECURITIES OFFERED FOR DEPOSIT BY INSURANCE
COMPANIES, &c., &c.

The following extracts from Orders in Council, Minutes of the Treasury Board, &c., (most of which have been previously published) are here collected for convenience of reference :

Particulars of Securities offered for Deposit.—'All applications for the acceptance of bonds or debentures, whether as original deposits or in exchange for securities which the applicants desire to have released, must be accompanied by a statement giving full particulars of the securities offered for acceptance under the following headings, viz. :—

'Date, date of maturity, place of payment of principal, rate of interest, how payable, *i.e.*, yearly or half-yearly, date and place of payment of interest, market value at time of application for acceptance, and, if not quoted in the market, the price at which purchased by the company and date of such purchase.

'Also, as regards municipalities whose bonds or debentures are offered :

'The population, assessed value, rate of taxation, assets, total debenture indebtedness, and all other liabilities, income and expenditure for the last fiscal year, and any other details in the possession of the company which would be of assistance in determining the value of the securities offered for acceptance.

'The Board desire to be in possession of all possible information in relation to such securities in order that they may be in a position to give the matter proper consideration.' (T.B., Nov. 9, 1888.)

Railway Debentures.—'The Board are of opinion that they cannot accept as a deposit the bonds of any railway company, unless guaranteed directly or indirectly by the Canadian Government.' (T.B., Oct. 27, 1890.)

Loan Companies' Bonds.—The Board had under consideration a memorandum from the Superintendent of Insurance with reference to the application of the Land Mortgage Companies' Association of the province of Ontario to have the debentures of loan companies, accepted by the government as deposits on behalf of insurance companies in which he reports that the said Association is composed of incorporated loan companies or societies authorized to lend money on real estate in the province of Ontario, and all such companies or societies are eligible for membership upon payment of certain fees; that the loan companies which compose the said association may be divided into the following classes :—

I. 'Companies incorporated under the provisions of the statute of the Province of Canada, 9 Victoria, chap. 90, consolidated in chapter 53 of the Consolidated Statutes of Upper Canada, now included in chapter 169 of the last Revised Statute of Ontario (1887), and commonly known as the Building Societies' Act.

II. 'Companies incorporated under the "Canada Joint Stock Companies' Act, 1877," now known as the "Companies Act," being chapter 119 of the Revised Statute of Canada (1886.)

III. 'Companies incorporated under special Acts of the Legislature of the Province of Canada or of the Parliament of the Dominion of Canada.

IV. 'Companies incorporated under the "Ontario Joint Stock Companies' Letters Patent Act, 1874," being chapter 150 of the former and chapter 157 of the last Revised Statutes of Ontario.

V. 'Companies incorporated under the English Companies' Act, and licensed to transact business in Canada under 37 Victoria, chapter 49, being chapter 125 of the Revised Statutes of Canada.

The Board, after careful consideration of the report of the Superintendent of Insurance as to the class of securities upon which the above companies can invest their funds, and as to the borrowing powers of the said companies, direct that the debentures and debenture stock of such companies, belonging to the said association, as meet the requirements hereafter set forth, may be accepted as deposits on behalf of the insurance companies, at such rate as the Treasury Board may see fit to place upon them, not, however to exceed the value usually placed upon municipal securities, viz., 90 per cent of the par value thereof when the market value is at least equal to such par value, or 90 per cent of the market value, when the market value is less than the par value.

The requirements above referred to are as follows :—

1. The company shall have kept strictly within the powers in relation to borrowing and investment conferred upon it by the Act under which it is incorporated.

2. It shall have a paid-up capital of at least \$500,000.

3. It shall have been in successful operation as a loan company for not less than ten years.

4. It shall have a reserve fund amounting to not less than 25 per cent of its paid-up capital.

5. Its stock shall have a market value of not less than par.

The Board also direct that every application on behalf of an insurance company for the acceptance of any such debentures or debenture stock as herein above provided, shall form the subject of a special reference to the Treasury Board, and that the company shall supply, for the information of the Board, all necessary particulars, including a statement of the borrowing powers and powers of investment of the loan company whose securities are offered as a deposit, and a statement showing in detail the nature of the investments of such loan company, all properly verified. (T. B., October 16, 1896.)

No assurance of acceptance of Bonds by the Treasury Board.—The Superintendent asks the decision of the Board upon the following question, viz. :—

'Will the Board inform a company desirous of purchasing certain bonds or securities whether they will be accepted or not as a deposit in the event of their being purchased?'

SESSIONAL PAPER No. 8

'The Board, after deliberation, are of opinion that they cannot give any assurance to any company that securities will or will not be accepted in the event of their being purchased.' (T. B., April 1, 1889.)

Deposit Receipts.—'The Board direct that deposit receipts be not accepted in any case as a deposit on behalf of any company.' (T. B., January 25, 1888.)

Bank Stock, &c.—'Bank stock or shares in any private company will not be accepted.' (O.C., January 17, 1876.)

Registered Bonds as Deposits.—'When registered bonds are received as deposits they must be registered in the name of the Receiver General. Bonds registered in the name of a company accompanied by an assignment in favour of the Receiver General, will not be accepted. When registered bonds are intended to be used as a deposit, they should, before being forwarded to this department, be registered thus—in the name of 'the Receiver General of Canada in trust for (*giving the name of the company*) being part of the deposit made by the company with said Receiver General in pursuance of the statutes of Canada in that behalf.' (T. B., July 13, 1891.)

Foreign Municipal Securities.—'The Board are of opinion that no municipal securities other than Canadian should be accepted for deposit under the Insurance Act.' (T. B., January 30, 1894.)

Exchange of Securities deposited with the Receiver General.—The Board establishes the following rule, viz., that bonds or securities of any kind deposited with the Receiver General can be released and withdrawn only upon the deposit with the Receiver General of an adequate amount of other securities satisfactory to the Board. (T. B., October 28, 1899.)

Municipal and other Securities as deposits.—The Board, on the report of the Superintendent of Insurance, direct as follows:—

(1.) That Canadian municipal securities, Montreal Harbour bonds, Canadian Pacific Land Grant bonds, United States State securities and loan companies' debentures (where such securities are in all respects acceptable to the Treasury Board) be hereafter accepted at 95 per cent of their market value at the time of deposit, such accepted value in no case however to exceed par.

(2.) That all securities of the classes mentioned in the preceding clause (1), which have been heretofore deposited and are still in the hands of the Dominion Government at Ottawa, or in the hands of the Bank of Montreal, London, England, on behalf of the government, be revalued upon the basis set out in said clause (1).

(3.) That for the purpose of such revaluation the various insurance companies by which such securities have been deposited be required to furnish from time to time when called for by the Superintendent, schedules thereof giving the full particulars of such securities, including their par and market values, such par and market values to be certified to by a competent valuator or appraiser. (T. B., June 14, 1900.)

LEGAL DECISIONS.

The following digest of recent legal decisions will be found useful by those engaged in the business of insurance:—

1. LIFE INSURANCE, WAGER POLICY, REPAYMENT OF PREMIUM, COMPLETED CONTRACT, ALLOTMENT OF STOCK, EXPIRY OF CHARTER, POLICY FOR BENEFIT OF WIFE, REVOCATION, TENDER OF PREMIUM, DELIVERY OF POLICY, PAYMENT OF PREMIUM.

(a) The defendant, an elderly man, purchased from the plaintiff company an annuity upon his life, and, pursuant to a pre-existing arrangement between them, an insurance agent, who was a much younger man, insured his life with the plaintiff company for an amount the premiums upon which were equal to the amount of the annuity, and at once assigned the policy to the defendant who agreed to pay, and did for some years pay, the premium. The insurance agent got the benefit of the commissions on the annuity and the insurance, and was not otherwise interested in the insurance.

Held, that the insurance was void, as being in violation of 14 Geo. III. c. 48, s. 1, and that the plaintiffs, in an action brought after the death of the assured, were entitled to have the policy delivered up to be cancelled.

Held, also, however, that, though the defendant could not have maintained an action to recover the premiums, the plaintiffs seeking equitable relief were bound to do equity and to repay the premiums with interest, the risk never having attached.

(September 21, 1901.—Court of Appeal, Ontario, North American Life Assurance Company v. Brophy, 21 Canadian Law Times (1901), p. 557; 2 Ontario Law Reports (1901), p. 559.

By a judgment of the Supreme Court of Canada delivered May 6, 1902, that portion of the foregoing judgment which required the company to return the premiums paid, was reversed and the finding of the trial judge restored. In other respects the judgment of the Court of Appeal was affirmed. See 38 Canada Law Journal (1902), p. 461.

(b) A. applied in Toronto for a policy in the defendant company, and his application was received in the defendant's head office in New York on August 23, 1897, and was initialed by certain officers of the company, indicating acceptance of the risk, but this was not communicated to A.

Held, that no contract with A was completed by such initialing. The defendant prepared a policy, in accordance with the application, and dated it August 23, 1897, the premiums being expressed to be payable

1-2 EDWARD VII., A. 1902

on February 23 and August 23, in each year, which policy on August 28, 1897, reached the defendant's agent, who notified the plaintiff, the beneficiary named in the application and the policy, all being according to the ordinary course of the defendant's in like cases.

Held, that this sending of the policy was the first and only acceptance of the application constituting a contract between the parties, and could not be considered as a counter proposal.

Seemle, Also that the policy was properly dated the 23rd August, 1897.

Both the policy and the application contained a clause that the insurance should not be binding on the defendants or the policy go into effect, until the first premium had been paid to the defendant. This was not done until the 4th October, 1897, and the policy was not in fact delivered till then. The plaintiff, acting for A., paid this premium and received a receipt dated the 23rd August, 1897, which she made no objection to, and which stated that the payment was up to 23rd February, 1898. On the 26th February, 1898, she paid the second premium, for which she received a similar receipt stating it was the premium due the 23rd February, 1898, which he also retained and kept without objection. On the 17th October, 1898, the third premium was tendered and refused by the defendant, on the ground that it was too late, as it should have been paid on the 23rd August, 1898, or within the thirty days grace. A. died on the 20th October, 1898. The policy provided that failure to pay any premium as specified when due would terminate the policy.

Held, that the defendants were not liable under the policy, and the plaintiff's contention that the third premium did not fall due until the 4th October, 1898, could not be sustained.

(November 16, 1901.—Divisional Court, Ontario. *Armstrong v. Provident Savings Life Assurance Society*, 22 Canadian Law Times (1902) p. 13; 2 Ontario Law Reports (1901) p. 771.)

(c) A life insurance company was incorporated by a special Act passed on the 13th June, 1898, which enacted that the Insurance Act and the Companies Clauses Act should be read as forming part thereof. By s. 4, the provisional directors were authorized forthwith to open stock books, procure subscriptions, and do what was necessary to organize the company. By s. 5, as soon as \$250,000 of the capital stock of the company should be subscribed and ten per cent of that amount paid into a bank, the provisional directors were to call a meeting of qualified shareholders, who were to elect a board of directors. By s. 6, the company was not to commence the business of insurance until \$65,000 of the capital had been paid in cash. Stock books were opened, and on the 23rd June, 1899, the defendants each subscribed for 100 shares. Efforts to obtain subscribers for stock to the amount required by the Act of incorporation wholly failed, not more than \$75,000 having been subscribed. No payments were made on the stock subscribed for by the defendants. The plaintiff, having an unsatisfied judgment and an execution against the company for the recovery of money, sued the defendants as shareholders holding unpaid stock, under the Companies Clauses Act, R. S. C., c. 118, s. 36.

Held, that to constitute a binding contract to take shares in a company, when such contract is constituted by application and allotment, there must be an application by the intending shareholder, an allotment by the directors of the company of the shares applied for, and a communication by the directors to the applicant of the fact of the allotment having been made: *In re Scottish Petroleum Co.*, 23 Ch. D. 430; *Nasmith v. Manning*, 5 A. R. 126; *Ward's Case*, L. R. 10 Eq. 659. The subscription for stock amounted to nothing more than an offer, and required to be completed by an allotment of stock to the subscribers: *Buckley's Companies Act*, 7th Ed., p. 64; *Palmer's Company Law*, 3rd Ed., p. 69; *Pellatt's Case*, L. R., 2 Ch. 527; *Ritso's Case*, 4 Ch. D., 774; *Hobbs' Case*, L. R., 4 Eq. 9.

The company never was organized; it had no business existence; it never had stock to allot; it never had directors; and therefore it never could make an allotment.

Held, also, that, as no license was obtained by the company from the Minister of Finance within two years from the passing of the Act incorporating the company, such Act expired and ceased to be in force on the 13th June, 1900, and the company ceased to exist: *The Insurance Act R.S.C.*, c. 124, s. 24.

(December 26, 1901.—Mr. Justice Lount, *Hodgins v. O'Hara*, 22 Canadian Law Times (1902), p. 29.) This decision was affirmed by the Divisional Court, February 26, 1902.

(d) The plaintiffs, the executors and trustees under the will of R. R. Hughes, brought this action to obtain a declaration as to the effect of a clause in the testator's will.

The testator had effected an insurance policy on his life in the London Life Insurance Company of Canada, which on the face of it, was expressed to be for the benefit of his wife Alexandria Hughes; by his will he absolutely revoked the benefit, declaration or appropriation previously made, and directed that the insurance moneys which should become payable under the policy should become a part of his estate, the same as if the policy had been made payable to his executor, and that the insurance money should, after his death be paid by the company to his executor and become a part of his estate.

The widow claimed a lien for premiums she had paid to keep the policy alive.

The insurance company was incorporated in Ontario and afterwards obtained an Act of incorporation from the Dominion. The head office of the company was in Ontario; at the time the insurance was effected, the testator and his wife were living in Manitoba; the insurance moneys, under the terms of the policy, were made payable to the testator's wife at the head office in Ontario; the testator and his wife were both living in Manitoba when he made his will, and since his death the company had paid the insurance moneys to the plaintiffs, the executors.

It was contended on behalf of the widow that, as the policy was issued in Ontario, and was an Ontario contract, it was in all respects governed by the law of Ontario, and not by that of Manitoba, and that the revocation of the widow's benefit in the policy was, therefore, ineffective.

Held, that, as the contract was made in Ontario, the premiums were payable there, proof of death had to be furnished there, and the insurance moneys were payable there, it was in Ontario that it was to be performed, and as this would seem to outweigh any presumption there could be from the fact that the testator was living in Manitoba, the general rule must prevail, and it must be presumed that the parties intended that the contract itself should be governed by Ontario law. Ex. p. Dever, 18 Q.B.-D. 660.

SESSIONAL PAPER No. 8

It by no means followed, however, that because the contract itself was to be governed by the law of Ontario, the collateral question of the revocation of the wife's benefit in the policy must also be determined by the Ontario law. *Chatenay v. Brazilian Tel. Co.*, (1891) 1 Q.B. 79; *Lee v. Abdy*, 17 Q.B.-D. 309.

The revocation by the insured of his wife's benefit in the policy was a different thing from a contract of assignment of the policy; but still it was the exercise of a right incident or relating to the policy which belonged to him by the law of the place where he lived.

Lee v. Abdy supports the view that the insured had the right to revoke his wife's benefit in the policy. The question was one not of the construction of the policy or contract, but of the capacity of the insured to make a disposition of the benefit of the policy; and he could deal with the benefit that he had given his wife in the policy in such manner as the laws of Manitoba empowered him. A transfer or disposition of personal property, good by the law of the owner's domicile, is valid wherever the property may be.

Judgment declaring that the plaintiffs held the insurance moneys in the trusts of the will; the widow to have a lien thereon for the premiums she had paid to keep the policy in force.

(January 29, 1902.—Mr. Justice Bain, King's Bench, Manitoba, *National Trusts Company v. Hughes*, 22 Canadian Law Times (1902), p. 101.)

(c.) By a clause in his will a testator bequeathed to his wife one-half his estate, 'including policies of insurance made payable to her upon my death.' The testator left three policies, one for \$1,000, payable to his wife, the second providing for payment to his wife of an annuity of \$250 per annum for twenty years, and the third payable at his death to the legal heirs.

There were no children, grand-children, or mother, living at the time of the testator's death, but his widow survived him.

Held, that the third policy, being payable to the heirs and not to the widow as a preferred beneficiary, formed part of the testator's estate, although as a fact the widow was the legal heir; but, the first two policies did not form part of the estate. By them a trust was created in favour of the wife as a preferred beneficiary, and so remained until the death of the testator.

Held, also, that 'including' imported addition.

(February 24, 1902.—Mr. Justice Lount, in *re Duncombe*, 22 Canadian Law Times (1902), p. 167; 3 Ontario Law Reports (1902), p. 510.)

(f.) The plaintiff was the widow of Joseph Webb, whose life was insured by the defendants, by a policy bearing date the 15th July, 1890, for \$1,000, on a ten-year renewable plan. The premium was payable monthly and amounted to \$1.34.

The statement of claim averred that the plaintiff duly paid the monthly premiums down to and inclusive of the premium due for the month of December, 1891, and that said premiums were paid at the defendants' office in the city of Toronto. It further alleged that Joseph Webb went from the city of Toronto to the city of Chicago, in the State of Illinois, one of the United States of America, in the month of December, 1891; that the plaintiff, as was her custom, attended at the defendants' place of business in Toronto in due time to pay the monthly assessment for January, 1892, and tendered the same, but that the defendants refused to accept the said assessment, and at the same time further refused to accept any future assessment, unless Joseph Webb should be re-examined, giving as a reason for such refusal that, having left the country, he would have to be re-examined, that the plaintiff was and always had been ready and willing to pay the monthly assessments as required by the policy, but the defendants refused to accept the same; that Joseph Webb died on the 22nd June, 1895.

The defendants denied the allegations as to tender.

Meredith, J. (at the trial):—The onus of proof of a tender is, of course, upon the plaintiff; and I am far from satisfied that she has discharged that burden. I am not prepared to accept the testimony of the plaintiff and her sister as to what took place ten years ago. I am not prepared to accept as a fact the statement that the money was tendered and refused, as they allege. I find as a fact that that is not proved. That is, of course, enough for the determination of the case against the claim. I am not favourably impressed with the manner in which the testimony was given: it cannot outweigh all other considerations and outweigh probabilities. I do not say that these witnesses have intended to mislead the court. In ten years a person needing a thousand dollars, perhaps often needing ten dollars, very urgently, may easily learn to believe that to have been a fact which it is her interest to allege as a fact. I am not able to find on the whole evidence in favour of the plaintiff on this first question—this question at the threshold of the claim.

I am also of opinion that under the circumstances one tender would not have been sufficient to maintain this action. There were no such circumstances as would justify the assured in the reasonable belief that future tenders would be rejected in the way alleged. No attempt was made to seek a reason from any one in authority. The tender was made, if made at all, to a subordinate clerk in the office. No attempt was made to see the agent there. No complaint was made to the head office. Nothing was done such as one would expect to be done where a person's rights have been disregarded, and it is sought to have them recognized. Upon this second ground, therefore, I think the action also fails.

In my opinion, it is a case in which a tender of the future payments was necessary. Some further steps should have been taken to do that which the contract called for on behalf of the assured. He made no complaint; he went on as if he were perfectly satisfied that there was a practical abandonment of the insurance; all of which is consistent with my first finding, as well as the second, and inconsistent with the claim now made.

(March 24, 1902.—Mr. Justice Meredith, *Webb v. New York Life Insurance Company*, 22 Canadian Law Times, (1902), p. 179.)

(g) A contract for life insurance is complete on delivery of the policy to the insured and payment of the first premium. Where the insured, being able to read, having ample opportunity to examine the

1-2 EDWARD VII., A. 1902

policy, and not being misled by the company as to its terms, nor induced not to read it, neglects to do so, he cannot, after paying the premium, be heard to say it did not contain the terms of the contract agreed upon.

Judgment of the Court of Appeal, 27 A.R. 675, reversed. See page xxxi, of report issued in 1901.

(6th May, 1902.—Supreme Court of Canada, Mowat v. Provident Savings Life Assurance Society, 22 Canadian Law Times (1902), p. 221.)

2. ASSESSMENT LIFE INSURANCE, INCREASE OF ASSESSMENTS, MISREPRESENTATIONS, VALUATION OF CERTIFICATE OF FRIENDLY SOCIETY, INCORRECT STATEMENT OF AGE.

(h) The following important judgment rendered by Mr. Justice Lavergne, Montreal, is extracted from the Montreal *Star* of March —, 1902 :—

‘Canada, Province of Quebec, District of Montreal, in the Superior Court, the Hon. A. R. Angers, plaintiff vs. the Mutual Reserve Fund Life Association, defendants.

‘On the — day of March, 1902.

‘Present: The Hon. J. Lavergne, J.S.C.

‘The court, after hearing the parties by their respective counsel, and part of the evidence, and after having read the other part of the evidence, examined the procedure and exhibits filed, and upon the whole deliberated:

‘Whereas plaintiff has sued the defendants and by his declaration complains that in 1885 he entered into a contract of life assurance with the defendant for the sum of \$10,000; that in 1887 he entered into another contract of life assurance with the defendant for an additional sum of \$10,000, and that he paid \$4,932.20 in premiums thereunder; that he was induced to enter said association under false and fraudulent representations as to the amounts he would be called upon to pay; that without such false and fraudulent representations he would not have entered into such contracts, and that he is entitled, having been so deceived, to recover back the amount so paid in by him to the said company defendant, and interest thereon; and, further, that by reason of such fraudulent representations of defendant, plaintiff, who has now attained the age of 61 years, cannot get insured in another company without great loss and increase of premiums, and that under that head he is entitled, should his claim for reimbursement fail, to be paid damages at least to the sum of \$6,509.50;

‘Whereas defendants plead that they are a mutual insurance company, duly incorporated, that they never deceived plaintiff by any false representations; that plaintiff entered into two policies of insurance in due conformity to written applications made by him, and upon different principles from those alleged in plaintiff’s declaration; that defendants have adhered to all the conditions of said applications and policies; that even if such allegations of fraudulent misrepresentations as those made by plaintiff against defendant were true, that plaintiff acquiesced in the said policies, at different times; that plaintiff cannot now attack the said contracts that he has ratified, and that all the allegations of illegal conduct against the defendants are unfounded, as well as his claim for damages.

‘Whereas, plaintiff has taken a life insurance for a sum of \$10,000 in the company defendant in August, 1885, and another life insurance for another similar amount of \$10,000 in the said company in December, 1887;

‘Considering that in 1885, when plaintiff took his first life insurance from said company defendant, and during several subsequent years, and especially when plaintiff took his second insurance in said company, the said defendant, through its head office, was issuing and circulating throughout the United States of America and Canada, circulars and advertisements containing among others the following representations, offers and promises to people desirous to take insurance:

‘It has a reserve fund securely invested of \$2,000 for every \$1,000 of liabilities that are likely to occur, thus making a guarantee for the payment of every claim.

‘The expense of management limited to \$2 on each \$1,000.

‘A reserve fund which provides against excessive assessments.

‘The interest on the reserve fund is applied to the payment of death claims. This will be nearly quite sufficient to pay all claims caused by any increase in the death rate, by reason of the advancing age of the association.

‘Its system provides through its reserve fund for the decrease of assessments and this lessens payments in after years.

‘The assessments of persistent members will be greatly reduced in 15 years, and it is estimated that the certificate will be nearly if not quite self-sustaining.

‘It furnished greater benefits for the amount paid—from \$3,000 to \$4,000 insurance can be obtained at the cost of \$1,000 in an old line company.

‘You can by insuring in this association save from one-half to two-thirds the capital you take from your business to pay old line companies for the same amount of insurance.

‘The treasurer is required to deposit 25 per cent of the net assessment received with a trust company, &c., &c.

‘By the constitution of the association it is provided that the ‘reserve fund’ above \$100,000 and in excess of sums represented by outstanding bonds, may be applied to the payment of claims in excess of the American experience table of mortality and when any claim by death is due, to make up any deficiency that may then exist in the death fund.

‘After the expiration of each period of five years during the continuance of a certificate of membership a bond shall be issued for an equitable proportion of the reserve fund, and the principal of said bond shall be available ten years from its date towards paying future dues and assessments under said certificate.

‘Thus after fifteen years through the maturing of the bonds, the payment of future dues and assessments by our members will in a great measure be provided for, and the principal of the first bond will then be available to meet assessments, making this the most desirable plan ever presented to the American people.

‘There are no stockholders to absorb profits and no surplus to be divided among trustees.

SESSIONAL PAPER No. 8

"Insurance actuaries calculate that should this association experience the same mortality and ratio of lapses as that experienced by the level premium companies in the past decade, its certificates will be self-sustaining after fifteen years."

"Considering that in 1887 defendant through its head office in New York was issuing and circulating throughout the United States of America and Canada prospectuses, circulars and advertisements to the effect that insuring in said company defendant would procure to the insured the following advantages :

1. "Life insurance was secured at half of the rates of ordinary companies.

2. "The contribution does not increase with age, and may be less, but will never exceed the maximum amount indicated by the tables—no dividends to be paid to stockholders ; all profits accruing to policy-holders.

3. "Profits will considerably reduce future payments of persistent members. In 1886 a dividend of 33 $\frac{1}{2}$ per cent was declared upon all mortuary payments, and in 1887 a dividend of 31 per cent. The reserve fund (Tontine) now exceeds \$1,382,833, out of which \$448,804.87 were added this year, at the rate of \$1,227 for each day of the year.

4. "The security offered is greater than in any other company, &c., &c. It is the only company in which the funds deposited cannot be diverted or misappropriated by the functionaries.

"The payment of capital due after death does not depend upon what can be collected from members, the association always having in hand values payable at sight sufficient to pay treble the amount of each policy after death "

"Considering that the said circulars as well as the policies issued by the company defendant furnished tables of minimum and maximum rates of premium, which could be charged by said defendant for insurance.

"Considering that said circulars, prospectuses, advertisements and tables of rates, as aforesaid were published by the defendant at its head office in New York, and were under its authority published throughout the United States of America and Canada, and placed into the hands of its agents and sub-agents to be used in inducing people to take certificates of insurance from, and insure in, said company defendant.

"Considering that plaintiff was shown the above circulars, prospectuses, offers, advertisements, representations and tables of minimum and maximum rates of premium, and by the same was induced to consent to the above mentioned contracts of insurance.

"Considering that said representations, advertisements, circulars and tables of minimum and maximum rates of premiums were false, fraudulent, and deceitful, and, that the company defendant, by its officers, knew them to be so false, fraudulent, deceitful and dishonest.

"Considering that it is clearly proven that the rates based upon the age of entry of insured were absolutely insufficient to maintain said policies in force, which defendant, by its officers, as experts in insurance could not and did not ignore ;

"Considering, however, that defendant from 1885 up to 1895 did not charge plaintiff any larger premiums than the maximum rate at age of entry and remained within the terms and limits which plaintiff was induced to believe would be carried out during the whole of his lifetime.

"Considering the fact that the representations and promises made to plaintiff were so carried out for ten years, he had no reason to complain and to suspect fraud, and continued paying all claims made upon him promptly and faithfully.

"Considering that on January 23, 1889, a certain resolution was passed at a meeting of the said company defendant, but at which plaintiff was not present, to the following effect :

"Whereas, the Mutual Reserve Fund Life Association was established upon the natural premium system of life insurance, which requires the members to pay simply their proportion of the death claims, with 33 per cent additional thereto, which additional sum has for its object the creation of a reasonable surplus reserve emergency fund to provide against unforeseen contingencies, its foundation principle being in opposition to accumulations of vast sums of money taken from the pockets of the policy-holders, and

"Whereas the aforesaid surplus reserve emergency fund is rapidly increasing, and has already reached the enormous sum of one million eight hundred and eighty-five thousand dollars, therefore,

"Resolved, that in the event any sums are hereafter required for the payment of death claims in excess of the sums realized from current bi-monthly premium calls at the maximum rates at age of entry, as established by the association that are applicable to the death fund, the Board of Directors shall have power to pay such death claims in excess thereof from the current receipts that are applicable to the surplus reserve emergency fund shall always be maintained at a sum of not less than two million dollars ; but nothing in this resolution shall conflict with the provisions of the constitution and by-laws."

"Considering that the above resolutions, called "The Shields Resolution," was not of a nature to awake the suspicions of an inexperienced and inexperienced man in insurance matters, that on the contrary, said resolution was confirmatory of the representations made to plaintiff when he entered said company defendant, it repeated that the calls were at age of entry, and it suggests the utilization of the surplus reserve emergency fund as provided in circulars and representations, and in order to keep faith with the insured and not increase the premium rates, but in fact it was not considered necessary afterwards, and was not so utilized :

"Considering that in August, 1895, the company defendant suddenly increased the assessments payable by plaintiff about fifty per cent above the maximum mentioned in the tables of premium rates according to which plaintiff had been induced to insure, which maximum had never been exceeded before, and that the same increase was not applied to all the policy-holders of said company, but discrimination was made against a certain class of policy-holders of which plaintiff forms part ;

"Considering that said call made in August, 1895, was accompanied with a letter of the president of the company defendant, F. A. Burnham, including a letter of the late President F. B. Harper, explaining under what circumstances such increased call was made and referring to a report of the Superintendent of New York, advising such a course ;

"Considering that even before the date of said letters and of said call in August, 1895, the plaintiff received from defendant, on April 1, 1891, a bond for \$218.98 to be credited to him applicable to the payment of the future dues and assessments fifteen years after the date of his first policy (of 1885) which bond was to be followed by similar ones every five years on said policy ;

‘ Considering that said bond to be so placed to plaintiff’s credit virtually if not completely covered the increases of \$13.80 on every subsequent call, and covered said increase for over three years :

‘ Considering that on the first day of June, 1893, plaintiff received from defendant another bond for \$204.89 to be credited to him, applicable to the payment of the future dues and assessments fifteen years after the date of his second policy (of 1887), which bond was to be followed by similar ones every five years on said second policy ;

‘ Considering that said bond to be so placed to plaintiff’s credit just about covered the increase of \$14.70 on every subsequent call on his second policy for a period of three years ;

‘ Considering that plaintiff in 1895 when these increased calls were made upon him had been paying premiums for over ten years upon one policy and about eight years upon the other, that he had attained the age of nearly 53 years, being born in October, 1837, and had great interest in maintaining said policies in force ;

‘ Considering that in fact the bonds given plaintiff covered the increase in calls for several years, the defendant had not so far, and in fact up to 1898, materially contravened nor violated the representations, promises and inducements upon which plaintiff was insured with said company defendant ;

‘ Considering that until then, the plaintiff, who was a bona fide party to said contracts of insurance and was inexpert in insurance matters, had a right to still believe in the honesty of the insurers ;

‘ Considering that company defendant were then still issuing hopeful as well as deceitful statements, showing the most favourable and flourishing state of affairs and giving hopes of great profits to the insured in the near future, plaintiff did continue to pay these increased calls, covered by the bonds in his hands, up to March, 1898 ;

‘ Considering that in March, 1898, the company defendant again suddenly increased the assessments payable by plaintiff over 140 per cent above the maximum mentioned in the tables of premium rates according to which plaintiff had been induced to insure and for a long time afterwards induced to remain insured, and that the same increase was not applied to all the policy-holders of said company, but discrimination was made against a certain class of policy-holders of which plaintiff forms part ;

‘ Considering that plaintiff, greatly alarmed by such a state of affairs, undertook to look closely into the matter, and decided to drop his said policies of insurance with the company defendant and to insure with another company ;

‘ Considering, however, that a new insurance could not be easily secured at his age, plaintiff being 61 years of age, and that it could not be done in a few days, plaintiff paid defendant such first increased call under written protest in order not to be without insurance at all, whilst he was negotiating with another insurance company ;

‘ Considering that plaintiff after this, did not pay any more to said company defendant, secured another insurance and brought his action to resiliate his contracts with company defendant and repeat from them all the sums of money paid and interest thereon ;

‘ Considering that plaintiff then found out that he had been grossly deceived and that insurance could not possibly be carried on at the rates at which he had been induced to insure, and that this fact was afterwards fully substantiated by the defendant company’s own expert witness and other experts ;

‘ Considering that the artifices practised by the defendant and with its knowledge, were such that plaintiff would not have contracted without them ;

‘ Considering that plaintiff has been deceived by the false representations made by means of divers written statements issued by defendant, and has been afterwards kept and maintained under such delusion and error by means of divers documents issued by the defendant company from its head office and sent to said plaintiff ;

‘ Considering that plaintiff who was acting and dealing in good faith with said company had a right to and was justifiable in believing and admitting that said company acted with the same good faith, and said plaintiff’s will and consent were only drawn by ruse, deceit and falsehood ;

‘ Considering that the duty of those issuing prospectuses and circulars holding out to the public the great advantages which will accrue to persons who will take shares in a proposed undertaking and inviting them to take shares on the faith of the representations therein contained, are bound to state everything with strict and scrupulous accuracy, and not only to abstain from stating as fact that which is not so, but to omit no one fact within their knowledge the existence of which might in any degree affect the nature or extent or quality of the privileges and advantages which the prospectuses hold out as inducements to take shares ;

‘ Considering that defendant, as an insurer, has made repeatedly and maintained fraudulent misrepresentations and concealments to plaintiff up to March, 1898, which fraudulent misrepresentations and concealments are a cause of nullity of the contracts entered into with the plaintiff, who was an innocent party to said contracts ;

‘ Considering that as all other covenants, the Mutual Insurance contract is regularly formed only by the consent of the contracting parties, this consent to be valid must not have been given by error and surprised by deceit and fraud ;

‘ Considering that the conditions of the association were dissimulated by the said defendant and its agent and the insured plaintiff, entered into a company whose premiums were fixed at a certain maximum rate, whilst it was not so, and that the subscriptions of the said plaintiff have been obtained only by means of false representations, deceit and fraud ;

‘ Considering that under Article 1049 of the Civil Code, if the person receiving be in bad faith he is bound to restore the sum paid or received, with the interest and profits which it ought to have produced from the time of receiving it ;

‘ Considering that the plaintiff has paid defendant as premiums all the sums of money which he alleges to have so paid, and that defendant was always in bad faith when receiving them, and that said contracts of insurance were null *ab initio* ;

‘ Considering that the sums so paid by plaintiff to defendant for premiums on said policies amount to \$4,932.20, and that the interest calculated thereon from the time of the payment of the various sums forming the above mentioned sum up to the second day of May, 1898, amount to \$1,577.37, making in all the sum of \$6,509.57 ;

‘ Doth declare the said contracts of insurance entered into by plaintiff and defendants as aforesaid null and void *ab initio*, and each and all said payments made by plaintiff to defendants to have been so made by

SESSIONAL PAPER No. 8

error and by reason of the false and fraudulent representations and concealments of defendants, and each and all said payments to have been received by defendants in bad faith, and doth condemn the said defendants to pay to the plaintiff the sum of \$6,509.57, with interest thereon from the date of service of summons, said costs distracts to Messrs. Angers, deLorimier & Godin, attorneys for plaintiff.'

An appeal against the foregoing judgment of Mr. Justice Laverge has been taken to the Court of King's Bench for the province of Quebec.

(i) By an Order of the Divisional Court made on the 5th February, 1901, upon appeal from a certificate of the Master in Ordinary in proceedings for the winding up under the Ontario Insurance Act of a friendly society carrying on the business of life insurance, it was declared that the amount for which the holder of an unmatured policy payable at the death of the insured was entitled to rank upon the assets should be ascertained, as at the date of the commencement of the winding up, by calculating, first, the present value of the reversion in the sum assured by the policy at the decease of the life assured, and, second, the present value of a life annuity of an amount equal to the future premiums which would have become payable during the probable duration of the life assured, and allowing the difference in favour of the first calculation as the sum for which the claimant should rank, and the claim was referred back to the Master to make the calculation:

Held, on appeal from a subsequent certificate of the Master showing the result of his calculation, that the sum to be arrived at was matter of simple calculation from the ordinary life insurance tables. The line applicable for the purpose of ascertaining the present value of the reversion in the \$1,000 assured by the claimants policy was the following:—

Age.	<i>a_x</i> .	<i>A_x</i> .	<i>P_x</i> .
45	13.1645	.390044	.027537

The column *a_x* shows the present value of an annuity of \$1 payable at the end of each year during life. When the annuity is payable yearly in advance, the number before the decimal point is to be increased by 1. The column *P_x* shows the amount of the net annual premium to be charged during life upon an insurance of \$1, in order that a proper fund may be provided to meet the insurance at death. The column *A_x* is the result of the multiplication of the figures in the column *a_x* plus 1 by those in *P_x*, and shows the amount to be paid down in advance as a single premium for the insurance of \$1 payable at death. The figures in column *A_x* multiplied by \$1,000 furnished an absolute answer to the first calculation required to be made, \$390.04.

The Master took the figures in column *a_x*, plus 1, but multiplied them by the figures actually charged by the insolvent association to a person insuring at the age 45.

Held, that this was wrong, the fact of the company having undertaken its contract upon an insufficient consideration has nothing to do with this particular question; the arithmetical value of the reversion is not decreased by the fact that the premium stipulated for was too low; the premium paid has nothing to do with this calculation. It was not disputed that the present value of life annuity of an amount equal to the future premiums was \$177.54.

Held, therefore, that the claimant was entitled to rank for \$212.50.

By 1 Edw. VII., c. 21 (O), assented to on the 15th April, 1901, the law as it previously existed was altered in several important respects, notably in the manner of valuing unmatured policies, and the rights of persons who had entered into contracts with this association were impaired; and, by subsec. (6) of s. 1, it was enacted that these amendments and additions 'declare the law of the province as it existed on, and has existed since, the 14th April, 1892,' without any saving of rights acquired, or contracts entered into, or of actions pending under the law as it stood.

Held, however, that these amendments did not affect the rights of the claimant, because these rights had been declared by the judgment of the 5th February, 1901, before the Act was passed, and judgments are not re-opened even by such legislation.

(December 4, 1901.—Divisional Court, Ontario, in *re* Merchants Life Association *v.* Vernon's Cases, 38 Canada Law Journal (1902), p. 39; 2 Ontario Law Reports (1901) p. 682).

(j) H., a member of the order of Royal Templars, held a benefit certificate entitling him, if he reached the age of 70 years or became entirely disabled, to receive a sum of money based on the membership of the order. On reaching the age stated he demanded the amount and on the order refusing to pay brought an action therefor, the defence to which was that he had stated his age incorrectly in his application for membership and violated certain conditions which, however, the court held were not set out nor referred to in the certificate. A judgment for H. at the trial was affirmed by the court of appeal and the amount recovered being under \$1,000, the defendant moved the Supreme Court of Canada for special leave to appeal under 60-61 Vic., c. 34, s. 1 (e).

Held, That the questions involved not being of public importance and the judgment of the Court of Appeal appearing to be well founded, the leave would not be granted.

(October 1, 1901.—Supreme Court of Canada, *Royal Templars v. Hargrove*, 38 Canada Law Journal (1902), p. 20).

3.—FIRE INSURANCE, TAXES, INSURANCE BY MORTGAGOR, RENEWAL, PRIOR INSURANCE, AGENT.

(k) Action to recover \$100, being amount of special tax imposed by the City of Montreal upon fire insurance companies doing business within the city. The defendant company contended that it did not come within the provisions of the by-law in question since it took no risks in the city, although its chief office was there.

1-2 EDWARD VII., A. 1902

Held, That the issue of a policy in Montreal was the acceptance of a risk in the city, even though the property thereby insured was situated outside the city.

(November 19, 1900.—Mr. Justice Doherty, Superior Court, Montreal, *City of Montreal v. Union Mutual Fire Ins. Co.*, 21 Canadian Law Times (1901), p. 52.)

(l) A mortgagor who had made a mortgage, under the Short Forms Act, containing a covenant to insure the mortgaged premises against fire, effected an insurance thereon with defendants, the loss, by the policy, being payable to the plaintiff, the mortgagee, as his interest might appear under the mortgage. Subsequently the mortgagor conveyed his equity of redemption to the mortgagee without the consent of the insurance company having been obtained therefor. The premises having been afterwards destroyed by fire:—

Held, That the plaintiff was not entitled to the insurance moneys, for (1) the fact of the conveyance made by the mortgagor to the plaintiff, whereby he ceased to have any interest at the time of the fire was a good answer to the claim; and (2), such conveyance constituted a breach of the fourth statutory condition, which provides against the insured premises being assigned without the insurance company's consent.

(July 20, 1901.—Chief Justice Sir William Meredith, *Pinhey v. Mercantile Fire Insurance Co.*, 2 Ontario Law Reports, p. 296.)

(m) The renewal, as it is commonly called, of a contract of insurance is not a renewal or an extension of the original contract, but a new contract based as far as applicable upon the original application and in accordance with the policy issued in pursuance thereof. Where, therefore, at the time of such a new contract by way of renewal, no prior insurance is in force, the insurance is not avoided, although when the original contract was entered into prior insurance was in force, and this fact was not disclosed. Judgment of Rose, J. (noted at page xl of the report issued in 1901), reversed.

Mortgagees to whom by a policy the loss is made payable as their interest may appear, have a right of action on the policy in their own name against the insurers, and are entitled to enforce payment to the extent of their interest.

(November 6, 1901.—Court of Appeal, Ontario, *Agricultural Savings and Loan Co. v. Liverpool and London and Globe Insurance Co.*, 21 Canadian Law Times (1901), p. 582; 3 Ontario Law Reports (1902), p. 127.)

(n.) The *lex fori* must be presumed to be the law governing a contract unless the *lex loci* be proved to be different.

The appointment of a local agent of a fire insurance company is one in the nature of a *delectus persone*, and he cannot delegate his authority nor bind his principal through the medium of a sub-agent.

Summers vs. The Commercial Union Assurance Co., 6 S. C. R. 19, followed.

The local agent of a fire insurance company was authorized to effect interim insurances by issuing interim receipts, countersigned by himself, on the payment of the premiums in cash. He employed a canvasser to solicit insurances who pretended to effect an insurance on behalf of the company by issuing an interim receipt countersigned by him (the canvasser) as agent for the company, taking a promissory note payable in three months to his own order for the amount of the premium.

Held, that the canvasser could not bind the company by a contract on the terms he assumed to make, as the agent himself had no such authority.

Held, further, that even if the agent might be said to have power to appoint a sub-agent for the purpose of soliciting insurances, the employment of the canvasser for that purpose did not confer authority to conclude contracts, to sign interim receipts, nor to receive premiums for insurances.

(November 16, 1901.—Supreme Court of Canada, *Canadian Fire Insurance Company vs. Robinson* 38 Canada Law Journal (1902), p. 74.)

4.—ACCIDENT INSURANCE, HAZARDOUS OCCUPATION, VOLUNTARY EXPOSURE.

(o.) A judgment for \$1,000 damages, with interest from a date before action brought, is appealable under 60-61 V., c. 34, s. 1 (c).

An accident policy issued to M., who was insured as a baggageman on a railway, contained the following conditions: 'If the insured is injured in any occupation or exposure classed by this company as more hazardous than that stated in said application, his insurance shall only be for such sums as the premium paid by him will purchase at the rates fixed for such increased hazard.' (There was no classification of 'exposure' by the company.) 'This insurance does not cover * * * death resulting from * * * voluntary exposure to unnecessary danger.' M. was killed while coupling cars, a duty generally performed by a brakeman, whose occupation was classed by the company as more hazardous than that of a baggageman.

Held, affirming the judgment of the Court of Appeal, 2 O. L. R., 521, 21 Occ. N. 553, which sustained the judgment for the plaintiff at the trial, 32 O. R. 284, 21 Occ. N. 76, that, as he was only performing an isolated act of coupling cars, the insured was not injured in an occupation classed as more hazardous under the first of the above conditions.

Held, also, that as the evidence showed that the insured was in the habit of coupling cars frequently, and therefore would not consider the operation dangerous, there was no 'voluntary exposure to unnecessary danger' within the meaning of the second condition.

(May 6th, 1902.—Supreme Court of Canada, *McNevin v. Canadian Railway Accident Ins. Co.*, 22 Canadian Law Times (1902), p. 223.)

SESSIONAL PAPER No. 8

5.—PRACTICE, SERVICE OF PROCESS.

(p). An English insurance company, which had carried on business in Canada, and whose head office was then at Toronto, by two powers of attorney had appointed the general agent of Toronto to receive process under both R.S.O., 1897, c. 293, s. 66, and R.S.C., c. 124, s. 13, transferred its Canadian business to another company and closed its Canadian offices, but the deposit under the Dominion Act had not been released, and neither of the powers of attorney had been cancelled. On motion to set aside a suit of summons, which was accepted by solicitors as if served on the Toronto agent of the company, subject to the right to move against it on the ground that the company was not within the jurisdiction :—

Held, That a suit of summons upon a policy issued in Quebec in respect of a loss upon property in Quebec was properly served upon the agent named as attorney at Toronto, under Rule 159, and that the court in Ontario, therefore, had jurisdiction to entertain the action.

Semle, That the power of attorney required to be filed under R.S.C., c. 124, s. 13, is to receive service of process in any suit instituted in any Province of Canada in respect of any liability incurred in *such Province*, and not in respect of any liability incurred in *Canada*.

(February 24, 1902.—Mr. Justice Street, *Armstrong v. Lancashire Fire Ins. Co.*, 22 Canadian Law Times, 1902, p. 146; 3 Ontario Law Reports, 1902, p. 395.)

LEGISLATION.

1. DOMINION LEGISLATION.

The following Acts relating to insurance companies were passed by the Parliament of Canada at the session of 1902, 2 Edward VII. :—

(1) An Act to incorporate the Sovereign Life Assurance Company of Canada. The head office of this company is to be at the city of Toronto. Steps are now being taken to organize, and it is expected that a license will be applied for before the end of the *present* year.

(2) An Act to incorporate the Union Life Assurance Company. The head office of this company is also to be at the city of Toronto. A license has been *applied* for.

(3) An Act respecting the Royal Marine Insurance Company. This Act extends the time allowed the company to commence business.

Almost all life companies transacting business in Canada issue contracts providing for the payment of cash surrender values or the issue of paid up policies, and in all recent charters granted by the Dominion Parliament provision has been made in certain cases for cash surrenders and paid up insurance, but in all Acts passed prior to this present year the right to such cash values or paid up policies was made dependent upon a demand therefor within a limited time, usually twelve months, after the failure to pay a premium due on the original policy.

The analogous clause in the Sovereign and Union Life Acts, mentioned above, recently assented to, make the policies in the cases provided for essentially non-forfeitable by providing in effect that in every such case a cash surrender value must be paid or a paid up policy issued, the policy-holder having the right of choice for twelve months after failure to pay a premium, the option then passing to the company.

The tendency, on the part of companies, has been gradually in the direction of the non-forfeiture of policies on which three or more annual premiums have been paid, very liberal terms being in many instances contracted for. There has been, moreover, a gradual growth of opinion in Parliament in favour of such non-forfeiture, arising doubtless from its manifest justice, and it might be well to consider the advisability of enacting a general law applicable to all companies transacting the business of life insurance in Canada, dealing with the subject of non-forfeiture and fixing minimum amounts both for cash surrenders and for paid up or extended insurance.

1-2 EDWARD VII., A. 1902

2. PRINCE EDWARD ISLAND LEGISLATION.

Statutes of 1901, Chapter 10.

An Act to impose taxes on certain life insurance agents.

(Assented to May 10, 1901.)

Be it enacted by the Lieutenant Governor and Legislative Assembly of the Province of Prince Edward Island, as follows:—

1. That from and after the passing of this Act, there shall be and is hereby imposed upon all special or travelling agents, soliciting applications for insurance on behalf of life insurance companies or associations of any kind doing a business of life or endowment insurance, or on behalf of any life insurance company or association to which the business of life insurance is incident, in addition to other purposes of its organization, an annual tax or license fee of one hundred dollars, to be paid to the Provincial Secretary of this province, prior to such agent or person engaging in such business; provided, however, that no person who is a resident of this province at the time of the passing of this Act, and continues to have a residence therein at the time of and during his employment as such agent, and during such employment has an office or fixed place of business in the province, nor any person being employed after the passing of this Act, who shall have resided within the province twelve months prior to such employment, and has during such employment an office or fixed place of business as aforesaid, shall be subject to the said tax.

2. The tax or license fee imposed by this Act shall, when collected, form part of the revenue of the province.

3. Any person liable to the tax imposed by section one of this Act, who shall engage in the business of soliciting applications for insurance on behalf of life insurance companies or associations, as aforesaid, without having first paid to the Provincial Secretary the amount of said tax, shall be liable to a penalty of one hundred dollars, and ten dollars additional for every day he so engages in such business, which penalty may be recovered by summary conviction in the name of and on the information of any person, before any stipendiary magistrate or justice of the peace. All penalties when recovered shall be by the justice forthwith paid over to the Provincial Secretary.

4. Any agent or person paying the tax aforesaid shall receive a certificate under the hand of the Provincial Secretary of the payment of said tax. The payment of such tax and issuing of such certificate shall entitle the person named therein to prosecute the said business for one year from the date of such certificate, but no longer.

5. On the hearing of any information under this Act, proof of the fact of the person charged having solicited insurance, as aforesaid, shall be *prima facie* evidence of his guilt, and the onus shall be on him of proving the payment of the said tax, or that he comes within the exception mentioned in section one of this Act.

3. The tax imposed by this Act may be collected under the provisions of sections six, seven, eight and nine, of chapter four, of an Act made and passed in the fifty-seventh year of Her late Majesty's reign, intituled 'An Act to impose a direct tax on certain classes of traders,' and amendments thereto.

Statutes of 1901, Chapter 25.

An Act in amendment of and in addition to The Summerside Incorporation Act, 1886.

(Assented to May 10, 1901.)

Be it enacted by the Lieutenant Governor and Legislative Assembly of the Province of Prince Edward Island, as follows:—

* * * * *
3. Every Life, Accident, or Fire Insurance company or association, excepting Fraternal Societies established in said town, or having any branch office, agencies or agent therein, shall in addition to any other tax pay an annual license fee of ten dollars each. If the same company or association is engaged in more than one branch of insurance business it shall pay a license fee for each branch of its business at the rate above mentioned for each.

4. The said annual license fee of every company, association or agency shall become due and payable on the First day of June in each year, and the agent or manager of any company or association, which has not been incorporated by the Legislature of Prince Edward Island, shall be personally liable for the license fee payable by the company or association of which he is agent or manager, but nothing herein contained shall prevent the Town Clerk for enforcing the payment of the license fee due by any company or association in manner hereinafter provided.

5. The annual license fee payable by every such Life, Accident, or Fire Insurance Company or Association, may be recovered at the suit of and in the name of the Town Clerk, in the small debt court of the Town or other Court of competent jurisdiction, and proceedings for the recovery of any such annual license fee shall be taken against any such Company or Association in its Corporate name, and any summons issued for the recovery of such annual license fee shall and may be served upon the agent of such Company or Association, which service shall be good service as against such Company or Association.

6. Section ninety-two of said Act is hereby amended by striking out of the fifth and sixth lines thereof, the words following "Residing or doing business in said town."

7. In all cases of non-payment of all or any of such rates, taxes or assessments, twenty days after the service aforesaid, either personally or otherwise as aforesaid, the Town Clerk shall apply to the Stipendiary Magistrate, who upon oath being made that the aforesaid notice has been duly served or left as aforesaid, and that all or certain of the rates, taxes or assessments have not been paid or appealed from shall issue execution in form "A" against the person or persons, partnership or corporation so defaulting as aforesaid, for the recovery of his or their unpaid rate, tax or assessment, with the cost of such oaths and execution in the same manner as if judgment had been recovered therefor before him sitting as Stipendiary Magistrate in the small debt Court of the said Town, and no other summons or notice shall be necessary previous to the issue of such execution.

SESSIONAL PAPER No. 8

CHANGES OF NAME.

A certificate has been filed in the office of the Superintendent showing that the Atlas Assurance Company was incorporated under the Companies Acts (English), 1862 to 1900, as a limited company on the 14th of June, 1901, under the name of The Atlas Assurance Company, *Limited*.

Pursuant to a resolution passed at an extraordinary general meeting of the Phoenix Assurance Company, held on the 23rd October, 1901, said company was registered under the Companies Acts (English), 1862 to 1900, as a company limited by shares, and on the 6th day of November, 1901, became duly incorporated as a limited company under the name of the Phoenix Assurance Company, *Limited*.

Pursuant to a resolution passed at an extraordinary general meeting of the Alliance Assurance Company, held on the 3rd day of February, 1902, said company was registered under the Companies Acts (English), 1862 to 1900 as a company limited by shares, and on the 11th day of April, 1902, became duly incorporated as a limited company, under the name of The Alliance Assurance Company, *Limited*.

ORDINANCE DISALLOWED.

By an order of His Excellency the Governor General in Council dated 31st May, 1902, an ordinance passed by the Legislative Assembly of the North-west Territories on the 19th June, 1901, chapter 22, and intitled "An ordinance respecting Foreign Companies" was disallowed. (*Canada Gazette*, July 5th, 1902.)

STATEMENTS CONCERNING INSOLVENT COMPANIES IN THE HANDS OF LIQUIDATORS.

1. THE COLONIAL MUTUAL LIFE ASSOCIATION.

There is no change from last year's statement, from which it appeared that a small sum of \$271.85 remained in suspense to be subsequently dealt with. The liquidators, under date 17th May, 1902, state that they are awaiting the dividend sheet of the liquidators of the Merchant's Life Association, Toronto, before issuing a final dividend sheet.

2. THE COVENANT MUTUAL LIFE ASSOCIATION OF ILLINOIS.

The following summary of receipts and disbursements was issued by the liquidator, Mr. A. H. Hoover, under date, February 15, 1902:—

RECEIPTS.		DISBURSEMENTS.	
Interest received from Government...\$	2,271 41	Death claims paid.....\$	26,968 03
" on bank account	138 38	Disability claims paid.....	4,200 00
From Home Life Association, on purchase of Canada Stock, being Government deposit.....	53,008 18	Policy values as determined by Superintendent of Insurance.....	4,954 53
Interest on bank account (estimated)..	250 00	Taxes paid to Province of Ontario.....	391 93
Sale of office furniture (estimated)....	50 00	T. G. Carscallen, damages.....	1 00
		John A. Sharp, commission.....	4 00
		Liquidator's fees as allowed by the court	6,800 00
		Fees and disbursements to solicitors for creditors and liquidator....	6,753 82
		Office expenses—clerks, stationery, telephone, &c.....	767 04
		Postage account.....	34 55
		Travelling expenses.....	428 52
		Rent of office.....	442 50
		Witness fees.....	32 00
		Superintendent of Insurance at Ottawa.	29 49
		Medical examination <i>re</i> disability claims	145 66
		Printing.....	29 25
		Advertising.....	254 08
		Telegrams.....	4 25
		Expenses investigating death claims....	327 27
		Further expenses <i>re</i> winding-up proceedings (estimated).....	250 00
		Balance in hand.....	2,900 05
	<u>\$ 55,717 97</u>		<u>\$ 55,717 97</u>

From a subsequent statement of the liquidator dated May 22, 1902, it appears that the death claims, disability claims and values of current policies have been paid to the respective claimants in full, including costs incurred thereon, together with the liquidators allowance, solicitors' taxed costs, &c., leaving a

1-2 EDWARD VII., A. 1902

balance in his hands of about \$2,000; that a demand for interest upon the claims of creditors having been made and decided adversely by the Master, an appeal has been made to the court, after the determination of which the liquidator's final statement will be submitted.

3.—THE VICTORIA-MONTREAL FIRE INSURANCE COMPANY.

By an order of the Superior Court of the Province of Quebec dated December 16, 1901, it was ordered that the affairs of the above company be wound up under the provisions of the Winding Up Act; that John Hyde of the City of Montreal, accountant, be appointed provisional liquidator, and that a meeting of the creditors, shareholders and contributories of the company be held on January 20, 1902, to appoint a final liquidator.

By an order of the said court dated January 21, 1902, the said John Hyde was appointed final liquidator of said company.

Under date May 31, 1902, the liquidator furnishes the following abstract of the affairs of the company as at said date:—

ASSETS.	
Cash on hand and in bank.....	\$ 5,909 15
Bills receivable, considered good.....	72 88
Province of New Brunswick bonds in the hands of the Receiver General and interest thereon.....	52,102 31
Shareholders, balances due, considered good.....	47,469 56
Total assets, considered good.....	\$ 105,553 90
Assets considered doubtful or bad—	
Shareholders, balances due on shares.....	\$ 328,991 92
Bills receivable.....	20,000 00
T. A. Temple & Sons.....	45,415 64
Agencies and brokers' balances.....	37,214 35
	431,621 91
	\$ 537,175 81

LIABILITIES.	
Balances due on losses, adjusted.....	\$ 24,950 31
" rebates, premiums.....	13,940 64
Sundry creditors, claims admitted.....	12,613 56
Claims, notice of which have been received but not yet admitted.....	47,523 25
Total liabilities.....	\$ 99,027 76

RECEIPTS.	
Cash on hand at date of winding up order.....	\$ 11,638 96
Payments by shareholders.....	3,816 25
Interest from bank, &c.....	602 32
Sales office furniture, plans, &c.....	161 32
Premium collected.....	8 33
	\$ 16,228 18

DISBURSEMENTS.	
Losses paid.....	\$ 6,319 93
Office expenses, rent, salaries, &c.....	1,008 63
Legal expenses.....	1,660 38
On account liquidator's fees.....	1,000 00
Rebate premiums.....	181 30
Advertising.....	148 79
	10,319 03
Balance on hand and in bank.....	\$ 5,909 15

Since the date of the above abstract the New Brunswick bonds, forming a portion of the company's assets, have been sold under the direction of the court and have been handed over by the Receiver General to the liquidator for delivery to the purchasers.

DIRECTORS OF LICENSED COMPANIES.

The report issued in 1901 contained the names of the directors of Canadian companies. The same information is contained in the present report and in addition there will be found at page 476 the names of the directors comprising the Canadian boards of licensed British companies.

I have the honour to be, sir,

Your obedient servant,

W. FITZGERALD,

Superintendent of Insurance.

ABSTRACT

OF STATEMENTS MADE BY COMPANIES LICENSED TO DO BUSINESS
OF FIRE OR INLAND MARINE INSURANCE IN CANADA
FOR THE YEAR 1901, IN ACCORDANCE
WITH THE INSURANCE ACT.

GENERAL TABLES

ASSETS OF ALL COMPANIES, FIRE AND MARINE.
LIABILITIES OF ALL COMPANIES, FIRE AND MARINE.
INCOME AND EXPENDITURE OF ALL COMPANIES, FIRE AND MARINE.
PERCENTAGE OF LOSSES TO PREMIUMS, &c., &c.

ABSTRACT FOR THE YEAR 1901.
FIRE INSURANCE IN CANADA—CANADIAN COMPANIES.

	Net cash received for Premiums.	Re-insurance, return Premiums.	Gross cash received for Premiums.	Gross amount of policies, new and renewed.	Net amount at risk at date.	Net amount of losses incurred during the year.	Net amount paid for losses.	Unsettled claims.	
								Not resisted.	Resisted.
	\$	\$	\$	\$	\$	\$	\$	\$	\$
Anglo-American.....	157,846	66,723	224,569	16,854,363	14,528,907	76,071	82,516	3,410	None.
British America.....	350,233	138,343	488,576	33,797,718	42,912,226	202,751	269,468	15,682	1,000
Canadian Fire.....	134,572	66,694	201,266	8,796,918	9,154,306	67,661	66,747	1,669	None.
Equity Fire.....	92,536	28,547	121,084	10,247,461	9,389,676	39,247	37,956	2,631	1,500
London Mutual.....	250,290	49,533	299,823	25,879,132	57,379,922	137,379	139,713	12,825	896
Mercantile.....	38,260	11,706	104,966	7,673,552	10,975,017	44,625	47,589	3,043	2,900
Ottawa Fire.....	130,532	62,674	193,206	13,042,256	12,690,394	86,704	84,583	4,357	None.
Quebec Fire.....	90,570	22,541	113,111	8,513,343	11,465,830	66,254	66,516	6,054	None.
Western.....	427,571	226,433	653,704	46,083,352	53,260,159	285,008	274,811	28,143	4,220
Totals for 1901.....	1,727,410	672,894	2,400,305	170,894,095	221,756,637	1,005,700	1,009,899	77,814	10,516
Totals for 1900.....	1,298,751	516,424	1,815,175	154,851,897	190,577,768	1,081,244	1,013,087	127,992	12,882

BRITISH COMPANIES.

Alliance.....	105,469	21,576	127,045	12,064,454	16,778,151	129,038	150,163	1,388	None.
Atlas.....	248,678	29,479	278,157	18,059,352	18,727,951	150,282	147,032	17,200	3,138
Caledonian.....	424,009	38,261	283,967	21,753,294	27,181,151	221,201	215,475	5,276	450
Commercial Union.....	395,463	72,627	496,636	35,997,644	44,229,834	306,826	281,721	36,672	1,600
Guardian.....	306,489	53,518	448,981	32,137,455	40,808,410	327,352	324,933	18,746	11,955
Imperial.....	132,030	46,018	332,517	23,287,352	29,894,954	226,250	216,795	13,002	None.
Lancashire.....	63,830	24,688	156,718	9,135,321	16,744,988	196,656	206,042	6,410	3,250
Law Union and Crown.....	389,352	25,594	89,424	6,112,200	5,727,116	40,258	41,995	1,295	None.
Liverpool and London and Globe.....	251,142	34,988	442,448	33,095,251	54,279,312	348,289	343,103	13,700	6,250
London and Lancashire.....	134,952	28,862	286,130	20,379,858	26,742,469	138,878	135,574	10,708	3,500
London Assurance.....	220,291	46,327	163,814	14,590,424	17,736,279	123,287	119,541	10,440	1,900
Manchester.....	229,536	38,063	297,599	18,993,713	22,964,674	207,711	204,759	9,032	1,624
National of Ireland.....	505,536	45,634	551,170	17,676,187	20,876,719	123,032	128,980	7,007	6,639
North British.....	326,194	32,494	358,688	41,630,828	59,729,736	365,952	354,205	28,699	873
Northern.....				23,666,058	31,955,499	234,761	242,012	3,857	564

SESSIONAL PAPER No. 8

Norwich Union.....	347,145	48,564	395,709	26,383,966	33,165,281	257,955	252,542	18,793	1,000
Phoenix of London	594,203	96,346	690,549	43,532,451	53,191,032	394,088	398,455	24,394	3,500
Royal.....	814,149	117,240	931,389	71,758,381	90,845,634	477,416	485,718	22,448	7,500
Scottish Union and National.....	326,909	52,135	379,044	25,713,840	30,468,553	212,886	204,334	10,201	2,000
Sun Insurance Office.....	222,504	28,515	251,019	17,847,851	22,072,101	155,510	160,533	2,298	None
Union Assurance.....	301,851	63,719	365,570	24,826,382	30,371,294	253,162	281,280	28,910	10,153
Totals for 1901.....	6,595,447	987,744	7,583,192	542,142,232	694,491,228	4,890,710	4,889,192	290,476	65,986
Totals for 1900.....	5,846,020	828,873	6,674,893	540,448,980	681,751,373	5,725,397	5,515,231	333,084	84,642

AMERICAN COMPANIES.

Etna Fire.....	190,952	24,471	215,423	15,771,826	19,483,310	143,938	141,995	2,275	None.
American Fire.....	—	*43,758	40,049	2,533,822	None.	23,339	25,070	None.	None.
Connecticut Fire.....	53,173	14,237	67,410	4,323,046	5,008,564	42,900	31,879	10,818	2,267
Hartford Fire.....	230,284	23,826	*253,110	+15,793,632	21,871,790	146,607	147,172	11,461	500
Insurance Company of North America.....	107,107	30,915	138,022	14,857,356	15,338,859	114,732	110,442	7,228	None.
Phoenix of Brooklyn.....	147,379	21,438	168,817	12,494,126	11,406,831	96,706	97,917	3,622	None.
Phoenix of Hartford.....	126,764	29,635	156,399	10,545,342	12,569,488	82,247	80,225	7,677	2,419
Queen of America.....	415,541	60,175	475,716	32,147,377	36,820,912	236,738	241,165	9,878	3,175
Totals for 1901.....	1,327,491	247,455	1,574,946	108,486,527	122,439,754	887,207	875,865	52,459	8,361
Totals for 1900.....	1,187,177	180,899	1,368,076	108,127,777	120,003,219	1,272,290	1,245,975	52,679	5,000

RECAPITULATION.

Canadian Companies.....	1,727,410	672,894	2,410,305	170,894,095	221,786,637	1,065,700	1,009,899	77,814	10,516
British Companies.....	6,595,447	987,744	7,583,192	542,142,232	694,491,228	4,890,710	4,889,192	290,476	65,986
American Companies.....	1,327,491	247,455	1,574,946	108,486,527	122,439,754	887,207	875,865	52,459	8,361
Totals for 1901.....	9,650,348	1,908,093	11,568,443	821,522,854	1,038,687,619	6,783,617	6,774,956	421,249	84,863
Totals for 1900.....	8,331,948	1,526,196	9,858,144	803,428,654	992,332,360	8,078,331	7,774,293	513,755	102,524

* Including \$80,905 for reinsuring risks of American Fire.

+ Not including \$4,384,685 risks taken over from the American Fire.

SUMMARY of Premiums received for Fire Insurance in Canada by all Companies, for the Years 1869 to 1880.

	Premiums Received.										Total.		
	1869.	1870.	1871.	1872.	1873.	1874.	1875.	1876.	1877.	1878.		1879.	1880.
<i>Canadian Companies.</i>													
British America.....	113,833	114,377	135,852	174,047	191,035	194,077	184,799	146,532	174,892	174,006	166,401	186,895	1,956,746
Canada Agricultural.....	3,156	8,780	17,392	32,947	54,387	51,225	50,905	42,717	54,433	51,813	50,253	62,745	454,896
Canada Fire.....	64,592	82,004	85,915	102,750	134,710	134,710	126,945	121,548	153,012	156,988	149,449	156,461	1,469,698
Citizens'.....	40,487	34,615	33,561	43,967	66,733	43,097	71,455	101,116	142,109	161,828	161,064	184,145	1,084,177
Dominion.....	286,398	273,303	263,696	260,262	258,632	219,948	138,480	106,771	129,083	148,024	157,617	153,880	2,398,094
*London Mutual Fire.....	55,931	56,496	63,330	67,385	79,368	60,086	47,450	45,893	74,425	61,272	51,095	52,454	9,448
National Fire.....	141,822	168,500	203,724	235,290	309,234	322,516	292,563	265,910	288,945	282,475	262,508	253,871	713,185
Ottawa Agricultural.....	18,115	25,252	50,682	69,905	72,359	76,397	60,880	59,737	68,799	76,040	68,628	75,175	3,027,356
Provincial.....	86,081	82,643	80,133	108,215	158,403	188,503	162,080	151,223	137,844	171,410	150,898	20,507	20,507
Quebec.....	94,048	106,616	122,669	150,530	179,562	163,329	160,594	153,273	198,087	193,664	182,042	195,069	1,659,722
Royal Canadian.....	241,683	238,451	262,509	315,848	371,045	405,501	311,514	323,450	360,915	359,006	343,317	417,156	1,899,423
†Sovereign.....	4,878	22,367	36,133	55,192	59,050	60,011	46,250	46,774	76,932	82,240	80,516	19,513	4,000,389
Stadacona.....	154,680	180,730	227,698	262,206	256,598	254,049	252,355	232,431	276,395	270,716	268,935	272,758	343,421
Western.....	501,362	536,600	707,418	796,847	842,896	1,453,781	1,646,654	1,881,641	1,622,955	1,161,896	1,102,822	1,190,929	2,909,551
<i>British Companies.</i>													
Commercial Union.....	81,890	86,371	80,162	57,329	29,782	84,066	127,233	133,695	174,249	195,590	190,264	231,607	1,472,258
Guardian.....	3,156	8,780	17,392	32,947	54,387	51,225	50,905	42,717	54,433	51,813	50,253	62,745	480,753
Imperial.....	64,592	82,004	85,915	102,750	134,710	134,710	126,945	121,548	153,012	156,988	149,449	156,461	1,469,698
Lancashire.....	40,487	34,615	33,561	43,967	66,733	43,097	71,455	101,116	142,109	161,828	161,064	184,145	1,084,177
Liverpool and London and Globe.....	286,398	273,303	263,696	260,262	258,632	219,948	138,480	106,771	129,083	148,024	157,617	153,880	2,398,094
London and Lancashire.....	55,931	56,496	63,330	67,385	79,368	60,086	47,450	45,893	74,425	61,272	51,095	52,454	9,448
London Assurance.....	141,822	168,500	203,724	235,290	309,234	322,516	292,563	265,910	288,945	282,475	262,508	253,871	713,185
North British.....	18,115	25,252	50,682	69,905	72,359	76,397	60,880	59,737	68,799	76,040	68,628	75,175	3,027,356
Northern.....	86,081	82,643	80,133	108,215	158,403	188,503	162,080	151,223	137,844	171,410	150,898	20,507	20,507
Phoenix of London.....	94,048	106,616	122,669	150,530	179,562	163,329	160,594	153,273	198,087	193,664	182,042	195,069	1,659,722
Queen.....	241,683	238,451	262,509	315,848	371,045	405,501	311,514	323,450	360,915	359,006	343,317	417,156	1,899,423
Royal.....	4,878	22,367	36,133	55,192	59,050	60,011	46,250	46,774	76,932	82,240	80,516	19,513	4,000,389
Scottish Commercial.....	1,119,011	1,185,398	1,299,846	1,499,620	1,773,265	1,809,473	1,683,715	1,597,410	1,927,220	1,994,940	1,899,154	2,048,408	19,837,460
Scottish Imperial.....	4,878	22,367	36,133	55,192	59,050	60,011	46,250	46,774	76,932	82,240	80,516	19,513	4,000,389
	1,119,011	1,185,398	1,299,846	1,499,620	1,773,265	1,809,473	1,683,715	1,597,410	1,927,220	1,994,940	1,899,154	2,048,408	19,837,460

SESSIONAL PAPER No. 8

<i>American Companies.</i>													
Atma.....	107,685	114,121	153,751	177,943	183,929	168,147	152,835	130,658	118,640	118,901	110,533	103,175	1,640,268
Agricultural, of Watertown.....	5,431	68,361	73,613	64,641	427,279	47,290	286,615
Andes.....	31,431	31,431
Hartford.....	57,531	75,229	60,909	80,687	103,685	90,902	96,054	78,207	83,332	86,618	80,184	83,191	973,523
Honne.....
Phenix, of Brooklyn.....	15,506	20,090	11,858	6,075	7,516	7,484	68,529
	165,166	194,781	314,452	332,243	352,255	259,049	264,365	228,965	213,830	211,594	225,512	241,140	3,003,372

RECAPITULATION.

Canadian Companies.....	501,362	536,600	707,418	796,847	842,896	1,453,781	1,646,654	1,881,641	1,622,955	1,161,896	1,102,822	1,190,029	13,444,901
British.....	1,119,011	1,185,398	1,299,846	1,499,620	1,773,265	1,809,473	1,683,715	1,567,410	1,927,220	1,994,940	1,809,154	2,048,408	19,837,460
American.....	165,166	194,781	314,452	332,243	352,255	259,049	264,365	228,956	213,830	211,594	225,512	241,140	3,003,372
Grand totals.....	1,785,539	1,916,779	2,321,716	2,628,710	2,968,416	3,522,303	3,594,764	3,708,006	3,764,005	3,368,430	3,227,488	3,479,577	36,285,733

* Formerly the Agricultural Mutual.
 † Formerly the Isolated Risk. In its premiums for 1880 the \$17,352 received for reinsurance of risks of the National has not been included.
 ‡ This is exclusive of \$63,310 received for reinsurance of the risks of Canada, Agricultural and Ottawa Agricultural.

1-2 EDWARD VII., A. 1902

SUMMARY of Premiums received for Fire Insurance in Canada by all Companies, for the Years 1869 to 1891, inclusive.

	Totals for 1869 to 1891.		Premiums Received.										Totals for 1869 to 1891.	
			1881.	1882.	1883.	1884.	1885.	1886.	1887.	1888.	1889.	1890.		1891.
	\$	\$	\$	\$	\$	\$	\$	\$	\$	\$	\$	\$		\$
<i>Canadian Companies.</i>														
British America.....	1,956,746	146,886	127,951	121,071	152,920	197,317	207,629	211,585	197,223	203,489	204,476	196,812	3,924,106	
Canada Agricultural.....	454,896												454,896	
Canada Fire.....	655,455	192,894	32,984										881,333	
Citizens'.....	779,639	100,873	137,941	181,393	228,265	195,181	203,269	206,340	203,727	205,308	187,409	205,281	2,834,626	
Dominion.....	155,871	34,371											190,242	
Eastern.....										27,988	99,777	119,364	247,079	
* London Mutual Fire.....	945,654	122,189	104,893	110,880	118,246	124,324	111,148	118,618	129,882	131,696	131,881	128,367	2,277,728	
National Fire.....	284,026												284,026	
Ottawa Agricultural.....	194,861												194,861	
Provincial.....	1,434,350												1,434,350	
Quebec.....	888,531	49,287	49,867	64,434	66,720	77,029	85,390	84,670	87,955	96,908	113,095	111,642	1,775,528	
Royal Canadian.....	1,553,902	154,585	164,622	193,021	243,729	183,124	169,178	162,212	171,846	175,017	178,036	184,118	3,533,410	
Sovereign.....	740,931	123,476	102,554	88,443									1,055,404	
Stadacona.....	490,488												490,488	
Western.....	2,909,551	282,409	312,621	332,609	330,548	330,904	331,096	338,010	340,858	333,592	335,190	333,152	6,510,540	
	13,444,901	1,206,470	1,033,433	1,091,801	1,140,428	1,107,879	1,107,710	1,121,435	1,131,991	1,173,948	1,249,884	1,278,736	26,088,616	
<i>British Companies.</i>														
Atlas.....													236,672	
Caledonian.....				71,047	90,947	88,281	92,531	105,539	106,886	107,905	103,689	100,936	867,761	
City of London.....			127,100	149,665	171,562	170,338	170,317	160,215	153,789	143,490	140,758	144,256	1,531,430	
Commercial Union.....	1,472,258	277,885	307,967	294,508	312,381	302,935	299,911	285,071	286,903	305,678	318,697	359,153	4,823,347	
Employers' Liability.....								45,199	48,748	54,574	61,730	68,352	278,603	
Fire Insurance Association.....								127,419	117,721	109,642	113,900	103,367	1,243,401	
Glasgow and London.....		43,296	110,989	109,316	134,109	126,497	147,145	304,578	319,829	311,610	188,574		1,619,733	
					+ 128,261	161,630	205,251							
Guardian.....	480,753	64,915	71,095	97,785	143,518	150,313	150,430	162,569	179,807	194,448	195,007	180,565	2,071,205	
Imperial.....	1,469,098	170,486	179,520	199,062	205,142	183,778	182,141	195,650	213,440	218,135	211,895	206,524	3,036,871	
Lancashire.....	1,084,177	197,380	208,539	210,159	226,468	208,454	194,767	192,695	212,992	223,147	253,230	254,233	3,406,890	
Liverpool & London & Globe.....	2,398,094	157,565	161,962	195,602	213,133	207,436	224,050	232,494	233,446	257,022	279,594	287,909	4,868,807	

SESSIONAL PAPER No. 8

London and Lancashire.....	9,448	30,964	105,197	95,299	43,115	89,971	93,042	102,841	123,183	153,148	167,692	172,201
London Assurance.....	715,185	62,402	66,576	76,959	63,415	60,932	65,956	72,312	75,883	72,673	87,537	90,564
Manchester.....											53,067	94,309
National, of Ireland.....				32,528	15,969	54,082	71,432	73,840	73,413	77,033	75,138	74,116
North British.....	3,027,356	271,375	273,516	293,579	323,171	308,382	303,808	304,199	312,063	307,680	313,247	338,018
North, of.....	721,919	95,525	132,259	169,577	193,755	181,260	146,406	154,105	170,111	170,604	179,523	174,364
Norwich Union.....	20,507	52,901	73,067	90,770	92,451	90,185	88,683	86,654	80,800	80,334	93,026	101,378
Phoenix, of London.....	1,659,722	178,497	204,138	203,548	225,510	208,022	194,942	219,891	206,427	216,422	228,449	226,643
Royal.....	1,899,423	194,162	207,111	216,314	226,332	222,647	210,447	213,406	228,850	253,175	262,485	219,742
Queen.....	4,000,389	503,233	569,481	609,373	531,307	498,738	503,612	521,141	523,380	534,239	552,723	536,126
Scottish Commercial.....			72,314	12,759								343,421
Scottish Imperial.....			37,627	50,400	51,033	60,507	79,141	100,695	115,916	114,598	123,755	134,247
Scottish Union and National.....											4,717	77,941
Union Assurance Society.....												183,862
United Fire.....												58,340,768
<i>American Companies.</i>												
Abna.....	19,837,460	2,353,258	2,908,458	3,178,850	3,472,119	3,376,401	3,429,012	3,693,992	3,859,282	3,970,632	4,072,133	4,189,171
Agricultural, of Watertown.....	1,640,268	107,571	105,571	114,615	114,885	107,688	103,382	124,413	129,986	120,290	125,767	133,832
Andes.....	286,615	37,361	51,885	70,437	74,840	70,393	78,389	79,570	75,134	79,249	77,541	77,553
Connecticut.....	31,431											31,431
Hartford.....												36,638
Home.....	976,529	87,616	103,355	131,133	136,369	131,177	124,597	127,371	128,510	128,235	128,684	149,422
Insurance Co. of N. America.....												36,638
Phoenix, of Brooklyn.....												41,952
Phoenix, of Hartford.....	68,529	14,840	27,004	37,885	42,487	58,922	65,924	63,377	61,845	70,806	72,552	84,310
Queen, of America.....												46,150
												75,827
												676,481
												129,904
												42,800
												42,800
												700,809
												514,054
												7,577,463

RECAPITULATION.

Canadian Companies.....	13,444,901	1,206,470	1,033,433	1,091,801	1,140,428	1,107,879	1,107,710	1,121,435	1,131,991	1,173,948	1,249,884	1,278,736
British.....	19,437,460	2,353,258	2,908,458	3,178,850	3,472,119	3,376,401	3,429,012	3,693,992	3,859,282	3,970,632	4,072,133	4,189,171
American.....	3,063,372	267,388	287,815	354,090	367,581	368,180	395,613	429,075	445,990	443,436	514,054	700,809
Grand totals.....	36,285,733	3,827,116	4,229,706	4,624,741	4,980,128	4,852,460	4,932,335	5,244,502	5,437,263	5,588,016	5,836,071	6,168,716
												26,088,736
												58,340,768
												7,577,463

* Formerly the Agricultural Mutual † Formerly the Isolated Risk. ‡ Not including \$124,272 for reinsurance of risks of the Sovereign Insurance Company.

SESSIONAL PAPER No. 8

London Assurance.....	1,510,394	104,206	107,918	118,754	121,333	134,966	128,400	131,713	131,420	116,182	134,952	2,740,268
Manchester.....	149,376	121,229	118,940	190,003	171,291	186,969	195,416	198,857	219,727	223,674	220,291	1,986,776
National, of Ireland.....	577,571	90,476	100,301	115,078	128,282	131,701	139,839	144,125	190,139	160,024	229,536	1,967,110
North British.....	6,377,004	380,393	383,663	396,615	392,021	431,093	431,314	458,853	505,586	505,586	505,586	10,600,274
Northern.....	2,489,608	170,128	182,523	161,571	181,064	192,090	197,622	224,111	258,008	266,345	326,194	4,639,264
Norwich Union.....	968,766	118,399	142,281	137,537	187,824	213,605	270,584	270,860	279,969	293,292	347,145	3,290,282
Phoenix, of London.....	3,972,211	250,285	260,576	290,506	304,805	319,317	362,427	403,622	502,604	538,801	594,203	7,709,357
Queen.....	4,354,694	567,387	594,631	568,972	604,234	616,175	600,107	583,260	613,666	639,260	814,149	4,354,694
Royal.....	9,889,602	343,421	16,091,443
Scottish Commercial.....	672,855	672,855
Scottish Imperial.....	867,919	137,817	134,593	119,941	144,043	172,975	169,962	170,765	185,417	209,101	326,909	2,639,442
Scott. Union & National.....	37,131	98,800	127,494	164,509	173,496	181,170	175,809	177,679	178,670	222,504	1,534,271
Sun. Insurance Office.....	82,666	104,398	135,047	192,300	213,306	244,584	271,727	248,018	288,282	284,587	301,851	2,366,708
Union Assurance Soc.....	183,862	173,044	187,094	156,450	18,027	718,477
United Fire.....	58,340,768	4,465,474	4,623,196	4,602,747	4,750,290	5,006,047	5,165,202	5,223,345	5,652,228	5,846,020	6,595,447	110,260,764
<i>American Companies.</i>												
Edna.....	2,928,268	180,084	143,836	138,191	137,268	141,215	163,847	167,998	175,643	176,236	190,952	4,502,538
Agrical. of Watertown.....	1,079,187	61,923	51,585	43,930	35,188	33,229	4,058	1,309,100
American Fire.....	31,431	33,216	42,818	72,325
Andes.....	215,561	33,054	32,569	32,811	38,633	41,253	44,637	51,129	57,215	61,993	53,173	31,431
Connecticut.....	2,351,998	144,483	138,504	144,480	156,537	157,980	162,970	178,307	185,804	207,015	230,284	661,988
Hartford.....	75,827	54,885	66,321	82,919	94,007	101,243	103,168	114,345	122,925	141,451	167,107	1,124,138
Home.....	676,431	88,426	89,314	89,542	100,185	91,809	59,922	75,132	77,288	120,384	147,379	1,613,862
North America.....	175,850	211,876	238,319	192,951	137,867	156,162	149,928	127,584	119,666	124,755	126,764	1,820,662
Phoenix, of Brooklyn.....	42,800	271,081	272,214	275,504	282,281	286,057	282,753	290,364	302,828	312,525	415,541	3,083,948
Queen, of Hartford.....
Queen, of America.....
Grand totals.....	7,577,403	1,004,812	1,032,602	1,000,328	1,041,966	1,007,948	971,243	1,004,859	1,074,525	1,187,177	1,327,491	18,230,354

RECAPITULATION.

Canadian Companies.....	26,088,616	1,052,041	1,137,797	1,108,294	1,151,126	1,061,855	1,021,216	1,121,927	1,183,739	1,298,751	1,727,410	37,952,772
British.....	58,340,768	4,455,474	4,623,196	4,602,747	4,750,290	5,006,047	5,165,202	5,223,345	5,652,228	5,846,020	6,595,447	110,260,764
American.....	7,577,403	1,004,812	1,032,602	1,000,328	1,041,966	1,007,948	971,243	1,004,859	1,074,525	1,187,177	1,327,491	18,230,354
Grand totals.....	92,006,787	6,512,327	6,793,595	6,711,369	6,943,382	7,075,850	7,157,661	7,350,131	7,910,492	8,331,948	9,650,348	106,443,890

* Formerly the Agricultural Mutual. † Formerly the Isolated Risk. ‡ Not including \$124,272 reinsurance of risks of the Sovereign Fire Insurance Company.
§ Formerly the Fire Insurance Association.

SUMMARY of Losses paid for Fire Insurance in Canada by all Companies, for the Years 1869 to 1889.

	Losses Paid.										Total.		
	1869.	1870.	1871.	1872.	1873.	1874.	1875.	1876.	1877.	1878.		1879.	1880.
<i>Canadian Companies.</i>													
British America.....	\$ 49,538	61,636	83,669	89,828	117,970	92,346	125,435	106,989	115,015	73,553	101,804	81,160	\$ 1,098,943
Canada Agricultural.....						41,317	63,437	102,056	83,291	78,517	102,582	120,719	290,101
Canada Fire.....								35,688	134,715	69,599	71,197	55,674	736,720
Citizens.....							62,632	168,608	309,010	10,676	34,024	48,973	93,673
Dominion.....										67,599	85,031	75,098	723,603
*London Mutual.....	42,317	64,078	55,048	50,165	47,273	45,047	59,423	64,166	68,353	167,447	28,592	287,732	108,164
National Fire.....							280	42,839	52,748	40,779			957,146
Ottawa Agricultural.....							189,134	163,020	61,522	15,304	19,511	28,807	613,504
Provincial.....	81,431	68,006	100,344	119,791	106,512	117,886	139,134	163,020	37,747	53,147	54,507	63,473	1,546,450
Quebec.....	28,990	152,076	17,382	60,630	57,606	27,840	61,658	105,753	590,179	65,351	58,777	88,941	453,479
Royal Canadian.....						37,210	44,546	66,201	286,070	189,755			773,695
†Sovereign.....			2,132	10,074	20,249			243,016	250,067	112,845	131,328	138,794	1,293,635
Stadacona.....	73,840	107,618	135,564	179,981	138,039	143,652	148,402	153,373	2,186,162	828,069	687,353	701,639	9,888,934
Western.....	276,116	453,414	414,339	510,469	487,649	662,470	1,082,206	1,539,048	2,186,162	828,069	687,353	701,639	9,888,934
<i>British Companies.</i>													
Commercial Union.....	38,223	45,035	85,262	88,407	31,765	30,467	65,287	55,723	420,405	74,117	129,527	103,516	1,167,734
Guardian.....	None.	1,300	3,923	22,910	77,859	34,465	24,275	11,930	442,575	22,081	40,661	23,638	1,705,617
Imperial.....	27,587	71,589	67,986	80,965	71,295	68,886	105,942	55,946	690,979	67,230	82,762	49,903	1,411,070
Lancashire.....	23,368	28,212	25,053	53,670	46,802	45,088	46,393	40,307	454,572	70,674	90,180	87,434	1,017,755
Liverpool and London and Globe.....	183,579	251,405	215,363	244,474	136,608	164,156	193,477	118,873	526,275	37,093	78,429	54,703	2,204,635
London and Lancashire.....	66,274	33,221	35,034	84,493	43,875	56,724	16,514	37,888	25,118	29,697	44,827	14,406	488,101
London Assurance.....	47,829	115,967	140,757	119,605	110,154	157,391	220,639	171,265	1,052,876	118,497	168,880	119,851	2,543,711
North British.....	6,609	2,781	22,709	60,948	67,722	35,299	44,184	34,865	505,441	51,251	46,434	42,169	920,382
Northern.....												1,415	1,415
Norwich Union.....	23,819	128,845	37,226	86,919	53,009	81,752	121,577	92,871	72,313	47,778	147,524	53,408	947,041
Phoenix, of London.....	31,800	96,251	89,272	101,478	99,558	126,903	123,729	135,038	836,975	111,799	115,064	73,914	1,927,781
Queen.....	124,328	272,622	181,486	147,269	167,858	258,970	293,758	340,735	661,774	179,462	237,268	168,745	3,034,275
Royal.....							9,977	39,648	14,247	37,401	46,439	29,617	177,329
Scottish Commercial.....	None.	17,134	13,127	45,029	60,811	60,635	33,830	33,769	24,755	33,491	47,545	26,239	400,765
Scottish Imperial.....													16,948,476
	579,416	1,024,362	922,400	1,136,167	967,316	1,120,106	1,293,612	1,168,858	5,718,305	880,571	1,275,540	855,423	16,948,476

1-2 EDWARD VII., A. 1902

SUMMARY of Losses paid for Fire Insurance in Canada by all Companies, for the Years 1869 to 1891, inclusive.

	Losses Paid.										Totals for 1869 to 1891.	
	1881.	1882.	1883.	1884.	1885.	1886.	1887.	1888.	1889.	1890.		1891.
	\$	\$	\$	\$	\$	\$	\$	\$	\$	\$	\$	\$
<i>Canadian Companies.</i>												
British America.....	1,098,943	80,711	82,480	92,961	105,210	185,950	131,933	139,784	125,029	138,318	147,957	2,408,145
Canada Agricultural.....	290,101											290,101
Canada Fire.....	472,221	73,838										698,133
Citizens.....	736,720	119,581	135,613	148,531	120,488	134,782	170,255	146,937	121,802	148,688	186,202	2,258,637
Donimion.....	93,673	54,582							200	35,297	73,162	148,255
Eastern.....												108,659
*London Mutual Fire.....	723,603	60,758	70,211	75,748	78,556	83,830	102,639	95,257	92,388	95,952	86,710	1,660,284
National Fire.....	287,732											287,732
Ottawa Agricultural.....	108,164											108,164
Provincial.....	957,146											957,146
Quebec.....	613,504	392,442	42,338	34,829	39,360	46,033	61,254	57,976	68,762	50,499	75,094	1,531,137
Royal Canadian.....	1,546,450	142,440	103,328	117,806	114,684	152,313	126,196	134,896	115,383	110,347	155,102	2,980,644
†Sovereign.....	453,479	107,042	96,884									736,216
Stadacona.....	773,695	174,478	208,380	249,179	138,891	186,456	172,064	175,598	154,988	156,994	216,507	773,695
Western.....	1,733,603											3,742,657
	9,883,934	1,336,758	733,843	762,737	597,189	739,364	764,321	750,448	678,752	736,095	940,734	18,689,665
<i>British Companies.</i>												
Atlas.....												166,134
Caledonian.....			18,631	67,632	48,046	72,624	19,824	23,873	31,835	45,637	44,945	573,162
City of London.....		66,220	82,158	94,585	86,907	127,550	117,840	127,144	79,129	87,048	66,237	934,518
Commercial Union.....	1,167,734	293,594	254,744	237,611	186,827	227,179	206,844	145,737	176,702	151,640	207,327	3,404,249
Employers' Liability.....							11,888	30,892	28,567	37,012	42,420	150,729
Fire Insurance Association.....		7,453	96,797	88,231	88,437	93,807	117,097	89,472	57,397	61,930	67,426	843,615
Glasgow and London.....				109,609	104,043	144,330	216,999	219,775	209,489	163,100		1,167,345
Guardian.....	705,617	58,965	38,740	68,562	79,163	99,846	121,111	93,334	115,694	146,763	154,623	1,727,445
Imperial.....	1,411,070	130,320	100,755	128,330	80,292	129,743	95,584	83,357	91,828	101,411	91,773	2,588,967
Lancashire.....	1,617,755	141,313	121,876	124,943	115,642	149,066	93,548	104,728	116,750	136,195	180,379	2,453,651
Liverpool & London & Globe	2,204,635	142,155	107,074	109,726	110,677	135,532	159,400	127,360	95,579	106,640	166,644	3,647,633

SESSIONAL PAPER No. 8

London and Lancashire.....	465	9,379	30,537	76,682	57,974	64,993	43,218	65,226	42,880	40,284	103,102	71,450	606,200
London Assurance.....	488,101	24,283	35,707	51,289	40,626	46,119	47,855	52,333	28,605	24,178	39,100	33,279	911,475
Manchester.....	6,472	24,700	38,094	76,134	53,554	43,823	37,437	6,700	47,525	54,225
National, of Ireland.....	168,409	190,535	155,895	186,642	190,752	165,952	199,930	50,772	60,242	381,228
North British.....	2,543,711	253,794	179,488	174,988	246,459	4,656,555
Northern.....	920,382	65,338	89,217	87,365	166,240	105,279	130,787	100,586	99,298	86,775	126,609	101,091	2,078,067
Norwich Union.....	1,415	14,205	40,436	54,098	48,063	48,695	46,074	62,316	46,101	36,618	54,650	68,605	501,276
Phoenix, of London.....	947,041	121,359	123,946	145,025	176,594	91,904	150,407	112,280	96,786	88,548	110,201	138,527	2,302,618
Queen.....	1,927,781	150,759	150,717	132,189	140,051	129,232	128,645	119,306	107,049	107,028	115,506	117,058	3,325,321
Royal.....	3,034,275	324,067	315,855	418,241	360,084	295,008	297,443	307,772	284,209	227,111	294,526	366,376	6,495,567
Scottish Commercial.....	177,329	177,329
Scottish Imperial.....	400,765	21,821	39,593	21,229	483,408
Union Assurance Society.....	8,318	13,599	18,294	20,222	21,282	38,828	62,380	45,013	41,466	82,863	352,265
United Fire.....	1,125	33,275	34,400
<i>American Companies.</i>	79,965
16,948,076	1,669,405	1,768,444	1,992,671	2,290,588	1,895,175	2,338,164	2,338,164	2,335,034	2,094,465	1,968,537	2,229,556	2,553,162	40,083,277
<i>Alta.</i>	1,452,762	60,018	82,164	51,952	55,224	54,276	68,401	68,430	73,742	58,422	84,647	74,395	2,184,433
Agricultural, of Watertown.....	144,136	23,316	20,271	28,965	33,740	38,663	49,976	54,946	47,337	70,273	44,920	67,015	629,558
Andes.....	5,648	5,648
Connecticut.....
Hartford.....	671,982	71,227	56,554	71,415	85,534	68,868	7,704	23,546	23,238	10,117	13,822	13,462	91,889
Home.....	60,691	69,043	65,544	58,538	57,552	109,018	108,034	1,493,279
Insurance Co. of N. America.....	60,691
Phoenix, of Brooklyn.....	104,070	3,100	3,710	14,795	17,500	25,116	28,736	91,693	26,634	32,558	11,866	21,104	32,970
Phoenix, of Hartford.....	420,332
Queen, of America.....	82,820
.....	7,994
2,439,259	163,061	162,699	167,127	191,998	186,923	223,860	304,159	228,909	228,909	228,922	300,916	411,801	5,010,234

RECAPITULATION.

Canadian Companies.....	9,888,934	1,336,758	733,843	760,430	762,737	597,189	739,364	764,321	750,448	678,752	736,065	940,734	18,689,605
British.....	16,948,076	1,669,405	1,768,444	1,992,671	2,290,588	1,895,175	2,338,164	2,335,034	2,094,465	1,968,537	2,229,556	2,553,162	40,083,277
American.....	2,439,259	163,061	162,699	167,127	191,998	186,923	223,860	304,159	228,909	228,922	300,916	411,801	5,010,234
Grand totals.....	29,276,269	3,169,824	2,664,986	2,920,228	3,245,323	2,679,287	3,301,388	3,403,514	3,073,822	2,876,211	3,296,567	3,905,637	63,783,116

* Formerly the Agricultural Mutual.

† Formerly the Isolated Risk.

SUMMARY of Losses paid for Fire Insurance in Canada by all Companies, for the Years 1869 to 1901, Inclusive.

	LOSSES PAID.										Totals from 1869 to 1901.	
	1869.	1870.	1871.	1872.	1873.	1874.	1875.	1876.	1877.	1878.		
	\$	\$	\$	\$	\$	\$	\$	\$	\$	\$		
<i>Canadian Companies.</i>												
Anglo-American.....	148,511	144,298	148,829	172,857	165,721	176,736	158,025	162,873	51,804	209,468	82,516	134,320
British America.....	2,408,145								217,077		209,468	4,112,140
Canada Agricultural.....	290,101											290,101
Canada Fire.....	698,133											698,133
Canadian Fire.....		712							77,916		66,747	208,319
Citizens'.....	2,258,637											2,287,870
Dominion.....	148,255											148,255
Eastern.....	108,659											632,961
Equity Fire.....												37,956
*London Mutual Fire.....	1,660,284								129,692		139,713	2,861,463
Mercantile.....	82,370								52,655		47,589	740,565
National Fire.....	287,732											287,732
Ottawa Fire.....									47,615		84,583	132,198
Ottawa Agricultural.....	108,164											108,164
Provincial.....	957,146											957,146
Quebec.....	1,531,137								104,916		66,516	2,284,821
Royal Canadian.....	2,980,644											2,988,950
†Sovereign.....	786,216											773,695
Stadacona.....												59,878
Victoria-Montreal.....	773,695								8,137			773,695
Western.....	3,742,657								186,800		274,811	6,086,813
	18,689,605	797,149	801,871	807,003	713,566	718,891	587,705	637,101	1,013,087	1,009,899	26,568,096	
<i>British Companies.</i>												
†Albion Fire Insur. Assoc'n.....	843,615	82,427	162,232	124,330	106,319	94,831	118,921	106,732	242,278	156,163	1,016,766	
Alliance.....	115,399	177,903	65,669	71,814	77,705	85,491	140,729	107,556	149,933	147,032	1,399,108	
Atlas.....	53,611	76,290	97,590	93,696	99,723	101,706	95,913	144,855	281,437	215,475	1,141,894	
Caledonian.....	578,162	97,590	102,019	93,696	99,723	101,706	95,913	144,855	281,437	215,475	1,870,464	
City of London.....	934,518	42,937	253,659	298,272	224,423	255,943	276,668	287,269	300,438	281,721	977,455	
Commercial Union.....	3,404,249	289,795	241,680	298,272	224,423	255,943	276,668	287,269	300,438	281,721	6,114,117	
Employers' Liability.....	150,729	53,423										255,801
†Glasgow and London.....	1,147,345											1,167,345
Guardian.....	1,727,445	172,147	217,304	218,756	188,995	240,995	170,135	216,100	334,694	324,933	4,004,533	
Imperial.....	93,039	161,072	106,669	109,880	104,225	121,872	118,173	199,057	307,418	216,795	4,077,197	
Lancashire.....	2,538,997	196,318	157,654	223,166	165,504	205,372	153,435	243,329	293,934	206,042	4,471,997	
Law Union and Crown.....	2,453,651	173,592	196,318	223,166	165,504	205,372	153,435	243,329	293,934	206,042	4,471,997	
Liverpool & London & Globe.....	3,647,633	292,829	215,783	249,608	204,133	259,826	200,097	280,406	301,899	343,103	6,195,564	

SESSIONAL PAPER No. 8

London and Lancashire	606,200	106,277	95,406	108,758	162,376	89,008	105,652	226,586	106,307	195,108	135,574	1,937,252
London Assurance	911,475	47,823	73,476	73,179	109,385	62,386	100,147	126,950	77,269	132,271	113,541	1,861,902
Manchester	51,225	79,519	109,692	148,745	155,536	107,167	149,540	112,863	147,384	321,487	204,759	1,590,917
National, of Ireland	331,228	61,713	77,817	65,741	71,814	77,705	85,491	140,259	107,556	149,933	128,980	1,358,707
North British	4,036,555	240,402	336,358	225,264	240,028	209,793	332,504	272,694	345,245	520,111	354,205	7,733,159
Northern	2,078,967	101,738	121,612	113,862	156,392	132,853	110,389	125,305	158,868	187,078	242,012	3,529,076
Norwich Union	521,276	74,582	91,212	114,258	131,346	123,332	172,310	196,340	171,356	293,017	252,542	2,141,571
Phoenix, of London	2,302,618	135,335	165,067	162,337	149,890	138,331	173,552	230,395	318,356	396,234	398,455	4,590,590
Queen	3,325,321	361,616	446,332	402,605	439,127	389,995	377,278	394,200	416,076	497,403	485,718	3,325,321
Royal	6,495,567	177,329	483,408	483,408	483,408	483,408	483,408	483,408	483,408	483,408	483,408	10,705,917
Scottish Commercial	177,329	361,616	446,332	402,605	439,127	389,995	377,278	394,200	416,076	497,403	485,718	177,329
Scottish Imperial	483,408	361,616	446,332	402,605	439,127	389,995	377,278	394,200	416,076	497,403	485,718	483,408
Scottish Union and National	352,265	94,038	109,741	81,758	124,046	96,187	72,179	114,408	106,630	133,118	204,334	1,488,704
Sun Insurance Office	34,400	7,717	58,177	88,469	116,301	105,069	150,728	115,180	144,113	163,464	160,533	1,109,754
Union Assurance Society	79,965	47,227	91,849	117,321	127,577	143,141	118,861	188,401	179,213	280,041	281,280	1,609,311
United Fire	79,965	153,670	165,277	121,534	28,994	28,994	28,994	28,994	28,994	28,994	28,994	549,440
<i>American Companies.</i>	40,083,277	2,878,149	3,496,112	3,094,861	3,402,337	2,845,994	3,334,667	3,557,122	3,867,212	5,515,231	4,880,192	76,964,154
Atna	2,184,433	105,379	91,254	77,816	107,468	67,243	110,165	102,714	106,455	296,451	141,995	3,391,373
Agricultural, of Watertown	629,568	47,990	43,037	53,666	42,230	36,693	2,104	2,104	5,207	36,703	25,070	857,278
American Fire	5,668	15,990	20,198	13,619	20,468	21,491	33,503	50,238	38,774	44,552	31,879	66,380
Andes	91,889	72,716	97,167	94,407	118,373	80,304	99,292	119,092	111,647	263,300	147,172	391,601
Connecticut Fire	1,493,279	15,990	20,198	13,619	20,468	21,491	33,503	50,238	38,774	44,552	31,879	2,696,749
Hartford	60,691	31,075	43,132	58,653	58,703	68,471	86,638	91,294	77,244	178,154	110,442	60,691
Home	32,970	73,286	63,214	62,606	98,536	56,806	35,176	48,309	46,329	68,853	97,917	886,776
Ins. Co. of North America	430,932	169,316	229,819	145,013	140,935	113,092	120,858	108,471	106,457	90,908	80,225	1,071,964
Phoenix, of Brooklyn	82,820	191,150	171,608	184,851	188,697	169,841	160,539	119,542	185,612	267,034	241,165	1,387,914
Queen, of Hartford	7,994	706,902	759,429	692,631	784,410	613,941	648,275	639,660	677,725	1,245,975	875,865	1,888,053
Queen, of America	5,010,234	4,377,270	5,052,690	4,589,363	4,993,750	4,173,501	4,701,833	4,784,487	5,182,038	7,774,293	6,774,956	12,655,047
Grand totals	18,689,605	792,219	797,149	801,871	807,003	713,566	718,891	587,705	637,101	1,013,087	1,009,899	26,588,096
Canadian Companies	40,083,277	2,878,149	3,496,112	3,094,861	3,402,337	2,845,994	3,334,667	3,557,122	3,867,212	5,515,231	4,880,192	76,964,154
British	5,010,234	706,902	759,429	692,631	784,410	613,941	648,275	639,660	677,725	1,245,975	875,865	12,655,047
American	63,783,116	4,377,270	5,052,690	4,589,363	4,993,750	4,173,501	4,701,833	4,784,487	5,182,038	7,774,293	6,774,956	116,187,297

RECAPITULATION.

* Formerly the Agricultural Mutual. † Formerly the Isolated Risk. ‡ Formerly the Fire Insurance Association.

1-2 EDWARD VII., A. 1902

SUMMARY of Fire Insurance in Canada, for the Years 1869 to 1901, inclusive.

Year.	Net Cash Premiums Received.	Amount of Policies taken during each Year.	Amount at Risk at Date of Statement.	Losses paid.
	\$	\$	\$	\$
CANADIAN COMPANIES.				
1869.	501,362	41,090,604	59,340,916	276,116
1870.	536,600	54,637,315	59,523,641*	453,414
1871.	707,418	68,921,494	68,465,914*	414,339
1872.	796,847	76,499,542	72,203,784*	510,469
1873.	842,896	71,775,952	91,032,187*	487,649
1874.	1,453,781	126,588,965	126,705,337*	662,470
1875.	1,646,654	168,896,111	190,284,543	1,082,206
1876.	1,881,641	198,509,113	231,834,162	1,599,048
1877.	1,622,955	168,935,723	217,745,048	2,186,162
1878.	1,161,896	127,288,165	171,430,720	828,069
1879.	1,102,822	124,652,727	158,824,631	687,353
1880.	1,190,029	131,079,789	154,403,173	701,639
1881.	1,206,470	140,331,153	153,436,408	1,336,758
1882.	1,033,433	124,123,715	152,564,079	733,843
1883.	1,091,801	122,302,460	149,930,173	760,430
1884.	1,140,428	118,747,547	147,968,945	762,737
1885.	1,107,879	111,162,914	143,759,390	597,189
1886.	1,107,710	114,543,806	142,685,145	739,364
1887.	1,121,435	109,206,925	154,165,902	764,321
1888.	1,131,991	120,158,592	159,070,684	750,448
1889.	1,173,948	122,965,987	158,883,612	673,752
1890.	1,249,884	133,145,294	173,691,762	736,095
1891.	1,278,736	135,943,674	177,785,359	940,734
1892.	1,032,641	112,566,165	148,557,131	792,219
1893.	1,137,797	123,785,683	154,614,280	797,149
1894.	1,103,294	121,562,165	150,241,967	801,871
1895.	1,151,126	130,567,693	143,697,862	807,003
1896.	1,061,855	114,379,430	141,251,862	713,566
1897.	1,021,216	107,268,258	154,231,897	718,891
1898.	1,121,927	111,006,221	159,927,706	587,705
1899.	1,183,739	130,509,195	169,792,859	637,101
1900.	1,298,751	154,851,897	190,577,768	1,013,087
1901.	1,727,410	170,894,995	221,756,637	1,009,899
Totals.....	37,952,772	3,990,898,369	26,568,096
BRITISH COMPANIES.				
1869.	1,119,011	120,747,515	115,222,003	579,416
1870.	1,185,398	131,570,928	120,903,017	1,024,362
1871.	1,299,846	148,147,966	132,731,241	922,400
1872.	1,499,620	174,361,395	145,700,486	1,136,167
1873.	1,773,265	172,531,126	147,602,019	967,316
1874.	1,809,473	177,346,240	155,088,455	1,120,106
1875.	1,683,715	166,953,268	154,835,931	1,299,612
1876.	1,597,410	178,725,453	153,885,268	1,168,858
1877.	1,927,220	206,713,932	184,304,318	5,713,305
1878.	1,994,940	213,127,414	202,702,743	880,571
1879.	1,899,154	213,131,295	208,265,359	1,275,540
1880.	2,048,408	227,537,306	229,745,985	855,423
1881.	2,353,258	271,044,719	277,721,299	1,669,405
1882.	2,908,458	321,466,183	339,520,054	1,768,444
1883.	3,178,850	350,993,028	380,613,572	1,992,671
1884.	3,472,119	354,458,616	413,441,198	2,290,588
1885.	3,376,401	337,216,878	421,205,014	1,895,175
1886.	3,429,012	349,109,117	393,166,340	2,338,164
1887.	3,693,992	377,690,654	424,314,264	2,335,034
1888.	3,859,282	376,540,072	434,941,955	2,094,465
1889.	3,970,632	403,297,656	468,379,580	1,968,537
1890.	4,072,133	427,931,692	474,884,419	2,229,556
1891.	4,189,171	411,748,053	497,550,395	2,553,162
1892.	4,455,474	466,900,791	549,223,123	2,875,149
1893.	4,623,196	458,254,364	563,044,318	3,496,112
1894.	4,602,747	435,237,770	567,948,304	3,094,361
1895.	4,750,290	436,765,579	575,683,150	3,402,337
1896.	5,006,047	459,959,398	591,656,008	2,345,994
1897.	5,165,202	470,466,620	611,840,429	3,334,667

SESSIONAL PAPER No. 8

SUMMARY of Fire Insurance in Canada, for the Years 1869 to 1901, inclusive—*Con.*

Year.	Net Cash Premiums Received.	Amount of Policies taken during each Year.	Amount at Risk at Date of Statement.	Losses Paid.
BRITISH COMPANIES—<i>Con.</i>				
	\$	\$	\$	\$
1898.....	5,223,345	481,404,453	629,768,638	3,557,122
1899.....	5,652,228	524,980,343	654,890,000	3,867,212
1900.....	5,846,020	540,448,980	681,751,373	5,515,231
1901.....	6,595,447	542,142,232	694,491,228	4,889,192
Totals.....	110,260,764	10,928,951,036	76,964,154
AMERICAN COMPANIES.				
1869.....	165,166*	9,702,356*	13,796,890*	172,188
1870.....	194,781	12,893,827	11,167,928*	147,061
1871.....	314,452	27,367,712*	27,256,629*	212,460
1872.....	332,243	26,526,334*	33,818,670	263,339
1873.....	352,255	26,788,850	40,120,629	227,219
1874.....	250,049	25,243,769	25,050,427	143,583
1875.....	264,395	17,357,605	19,300,555	181,713
1876.....	228,955	23,914,181	18,888,750	99,389
1877.....	213,890	21,013,457	18,293,315	586,452
1878.....	211,594	19,432,178	35,766,238	114,034
1879.....	225,512	22,920,307	40,267,995	182,305
1880.....	241,140	25,434,766	27,414,113	109,516
1881.....	267,388	30,040,366	31,053,261	163,661
1882.....	287,815	32,454,518	34,772,345	162,699
1883.....	354,090	40,284,814	41,720,296	167,127
1884.....	367,581	40,777,215	44,097,646	191,998
1885.....	368,180	37,623,116	46,830,075	186,923
1886.....	395,613	42,099,984	50,921,537	223,860
1887.....	429,075	45,859,509	56,287,171	304,159
1888.....	445,990	44,881,343	56,722,420	228,909
1889.....	443,436	46,518,461	57,275,186	228,922
1890.....	514,054	57,646,959	67,103,440	300,916
1891.....	700,809	75,726,695	84,266,437	411,801
1892.....	1,004,812	107,708,732	123,629,818	706,902
1893.....	1,032,602	105,564,192	124,028,459	759,429
1894.....	1,000,328	96,789,493	117,876,931	692,631
1895.....	1,041,966	100,305,776	118,491,852	784,410
1896.....	1,007,948	94,949,822	112,666,482	613,941
1897.....	971,243	85,963,431	102,449,891	648,275
1898.....	1,004,859	88,750,015	105,697,763	639,660
1899.....	1,074,525	100,767,561	112,186,809	677,725
1900.....	1,187,177	108,127,777	120,003,219	1,245,975
1901.....	1,327,491	108,486,527	122,439,754	875,865
Totals.....	18,230,354	1,749,921,738	12,655,047

TOTALS FOR ALL YEARS FROM 1869 TO 1901, INCLUSIVE.

Canadian Companies.....	37,952,772	3,990,898,369	26,568,096
British ".....	110,260,764	10,928,951,036	76,964,154
American ".....	18,230,354	1,749,921,738	12,655,047
Grand totals.....	166,443,890	16,669,771,143	116,187,297

* These returns are imperfect.

ABSTRACT of Fire and Marine Insurance done by Canadian Companies which do business outside of the Dominion, and of Fire and Inland Marine business done by Companies combining these branches, for 1901.

BRITISH AMERICA ASSURANCE COMPANY, TORONTO.

Nature of Insurance.	Net Cash received for Premiums.	Gross Amount of Policies new and Renewed.	Net amount of Risk at Date.	Net amount of Losses incurred during the Year.	Net Amount of Losses Paid.	UNSETTLED CLAIMS.		Remarks.
						Not Resisted.	Resisted.	
Fire Insurance	\$ 1,553,068	194,011,068	\$ 198,773,629	\$ 968,196	\$ 1,003,716	\$ 2,660	} In all countries, Dec. 31, 1901.	
Inland Marine	219,052	33,307,526	2,711,565	129,837	136,134	600		
Ocean Marine	240,398	20,621,357	3,375,976	177,900	176,395	1,750		
	2,012,458	247,939,951	204,800,270	1,275,933	1,315,245	5,010		

WESTERN ASSURANCE COMPANY.

Fire Insurance	2,504,488	363,553,554	322,345,332	1,604,776	1,590,352	13,220	} In all countries, Dec. 31, 1901.
Inland Marine	331,348	55,041,579	4,443,593	231,537	241,533	None.	
Ocean Marine	447,346	72,999,963	4,474,358	304,802	360,007	None.	
	3,283,182	491,595,096	331,263,283	2,221,115	2,200,892	13,220	

QUEBEC FIRE ASSURANCE COMPANY.

In Canada	90,570	8,513,343	11,465,830	66,254	66,516	None.	} In all countries, Dec. 31, 1901.
In other Countries	26,315	2,386,428	1,650,324	30,025	22,154	2,431	
	116,885	10,899,771	13,116,354	96,279	88,670	2,431	

ATNA INSURANCE COMPANY.

Fire Insurance.....	190,952	15,771,826	19,483,310	143,938	141,995	2,275	None.	} In Canada, Nov. 30, 1901.
Inland Marine.....	4,814	1,371,590	None.	None.	None.	None.	None.	
	195,766	17,143,416	19,483,310	143,938	141,995	2,275	None.	

INSURANCE COMPANY OF NORTH AMERICA.

Fire Insurance.....	167,107	14,857,356	15,338,859	114,732	110,442	7,228	None.	} In Canada, Dec. 31, 1901.
Marine Insurance.....	1,719	645,692	None.	None.	None.	None.	None.	
	168,826	15,503,048	15,338,859	114,732	110,442	7,228	None.	

OTTAWA FIRE INSURANCE COMPANY.

In Canada.....	130,532	13,042,256	12,690,594	86,704	84,583	4,357	None.	} In Canada and New- foundland, Dec. 31, 1901.
In other Countries.....	3,433	354,840	283,662	None.	None.	None.	None.	
	133,965	13,397,096	12,974,256	86,704	84,583	4,357	None.	

CANADIAN FIRE INSURANCE COMPANY.

In Canada.....	134,572	8,796,918	9,154,306	67,661	66,747	1,669	None.	} In Canada and New- foundland, Dec. 31, 1901.
In other Countries.....	11,947	1,283,273	898,411	1,868	1,868	None.	None.	
	146,519	10,080,191	10,012,717	69,529	68,615	1,669	None.	

STATEMENT of General Fire Assets and Liabilities of British Companies, December 31, 1901.

Companies.	Assets. £	LIABILITIES.					Surplus of Assets over Liabilities. £	Capital Paid up. £	Reserve of Capital Uncalled. £
		*Unearned Premiums. £	Out-standing Losses. £	Sundry.		Total Liabilities. £			
				£	£				
Alliance.....	1,607,201	329,196	45,043	5,765	380,005	1,227,196	550,000	4,450,000	
Atlas.....	729,880	277,178	61,743	12,070	350,991	378,889	144,000	1,056,000	
Caledonian.....	593,214	250,388	44,100	7,900	302,388	290,826	107,500	430,000	
Commercial Union.....	2,363,108	1,016,397	197,685	176,663	1,390,745	972,363	250,000	2,250,000	
Guardian.....	1,743,766	254,191	6,532	39,644	300,367	1,443,399	1,000,000	1,000,000	
Imperial.....	1,183,679	438,778	136,066	101,715	676,559	1,207,120	300,000	900,000	
Law Union and Crown.....	665,156	112,634	6,150	20,511	139,295	525,861	373,360	1,126,640	
Liverpool and London and Globe.....	3,612,928	1,149,943	154,147	85,788	1,389,878	2,223,050	245,640	1,754,360	
London and Lancashire Fire.....	1,847,069	704,258	68,822	247,661	1,020,741	826,319	222,888	2,005,987	
London Assurance.....	1,677,786	404,781	42,246	24,712	471,739	1,206,047	448,275	448,275	
Manchester.....	773,262	497,556	134,815	120,533	761,904	11,358	990,000	1,800,000	
National, of Ireland.....	257,597	254,378	94,553	90,648	439,579	137,443	862,357	
North British.....	3,641,444	974,289	192,377	137,825	1,324,491	2,316,953	687,500	2,062,500	
Northern.....	2,034,463	511,757	85,583	108,830	706,170	1,328,293	300,000	2,700,000	
Norwich Union Fire.....	1,248,515	621,886	60,545	36,686	719,117	529,398	132,000	968,000	
Phoenix, of London.....	1,824,933	831,404	241,854	36,415	1,073,673	761,320	268,880	2,419,920	
Royal.....	3,825,035	1,550,041	160,216	129,113	1,839,370	1,985,665	391,887	2,112,793	
Scottish Union and National.....	935,135	349,586	70,808	19,080	439,474	495,661	300,000	4,051,400	
Sun Fire.....	2,405,283	699,208	118,600	113,209	931,017	1,534,266	120,000	2,280,000	
Union Assurance.....	997,602	385,727	133,814	22,426	541,967	455,635	180,000	270,000	
	34,037,107	11,604,576	2,055,699	1,530,195	15,190,470	19,728,619	6,359,373	34,948,432	

*The reserve of unearned premiums is here calculated by taking 60 per cent of the net premiums received for the year, and is an approximation to the exact *pro rata* of the premiums on unexpired risks which forms the basis of the item in the statement of the Canadian business. (See foot-note on page lxvii.)

SESSIONAL PAPER No. 8

INLAND Marine Insurance Business in Canada, 1901.

	Net Cash Received for Premiums.	Gross Amount of Policies, New and Renewed.	Net Amount at Risk at Date.	Net Amount of Losses Paid.	UNSETTLED CLAIMS.		Net Amount of Losses incurred during the Year.
					Not Resisted.	Resisted.	
	\$	\$	\$	\$	\$	\$	\$
CANADIAN COMPANIES.							
British America.....	7,779	4,099,854	None.	5,969	6,032	None.	10,258
Western.....	16,801	3,443,891	None.	13,431	8,000	None.	18,834
Totals.....	24,580	7,543,745	None.	19,900	14,032	None.	29,092
AMERICAN COMPANIES.							
Aetna.....	4,814	1,371,500	None.	None.	None.	None.	None.
Insurance Co. of North America.....	1,719	645,692	None.	None.	None.	None.	None.
Totals.....	6,533	2,017,282	None.	None.	None.	None.	None.
RECAPITULATION.							
Canadian Companies.....	24,580	7,543,745	None.	19,900	14,032	None.	29,092
American Companies.....	6,533	2,017,282	None.	None.	None.	None.	None.
Totals for 1901.....	31,113	9,561,027	None.	19,900	14,032	None.	29,092
Totals for 1900.....	42,651	8,343,835	None.	19,564	5,372	None.	13,449

TABLE I.—Showing Total Assets, and their Nature, of Canadian Companies doing business of Fire or Inland Marine Insurance.
CANADIAN COMPANIES—ASSETS—1901.

Companies.	Real Estate. \$ cts.	Loans on Real Estate. \$ cts.	Stocks, Bonds and Debentures. \$ cts.	Loans on Collaterals. \$ cts.	Agents' Balances and Bills Receivable. \$ cts.	Cash on hand and in Banks. \$ cts.	Interest Due and Accrued. \$ cts.	Other Assets \$ cts.	Total Assets. \$ cts.	Nature of Business.
Anglo-American....	None.	None.	54,607 87	None..	15,586 34	70,978 36	621 63	6,067 40	147,861 60	Fire.
British America.....	150,468 92	10,000 00	1,144,678 41	None.	348,408 44	61,273 25	7,326 65	39,031 66	1,761,187 33	Fire, Inland and Ocean.
Canadian Fire.....	None.	None.	172,420 00	None.	12,704 00	60,407 37	1,508 88	4,188 10	251,288 35	Fire.
Equity Fire.....	None.	20,000 00	53,076 92	None.	15,102 80	603 21	185 00	6,710 69	95,678 62	"
London Mutual Fire	16,000 00	None.	57,535 00	None.	362,284 71	61,859 46	368 54	4,752 82	502,800 53	"
Mercantile.....	None.	None.	192,993 93	None.	3,143 82	29,906 31	1,680 26	None.	227,783 32	"
Ottawa Fire.....	None.	None.	116,721 00	None.	10,142 62	9,141 50	633 70	5,001 39	141,640 21	"
Quebec.....	37,037 26	None.	92,710 00	None.	21,692 17	47,546 32	1,892 46	None.	200,878 21	"
Western.....	65,000 00	32,550 00	2,068,307 43	None.	700,700 50	259,555 93	10,085 45	91,075 14	3,257,274 45	Fire, Inland and Ocean.
Total.....	268,506 18	62,550 00	3,983,050 56	None.	1,489,815 40	601,271 71	24,371 57	156,827 20	6,586,392 62	

* Including \$341,954.14 premium notes.

SESSIONAL PAPER No. 8

TABLE II.—Showing the Total Liabilities of Canadian Companies doing business of Fire or Inland Marine Insurance.

CANADIAN COMPANIES—LIABILITIES—1901.

Companies.	Unsettled Losses.	* Reserve of unearned Premiums.	Sundry.	Total Liability, not including Capital Stock.	Excess of Assets over Liabilities, excluding Capital Stock.	Capital Stock paid up.	Nature of Business.
Anglo-American	3,409 72	99,407 07	6,291 91	109,108 70	38,752 90	85,160 00	Fire.
British America.	121,447 25	1,128,719 01	5,338 12	1,255,504 38	505,682 95	1,000,000 00	Fire, Inland and Ocean.
Canadian Fire.	1,668 79	94,494 44	None.	96,163 23	155,125 12	109,890 00	"
Equity Fire.	4,130 99	59,556 56	5,304 24	68,991 79	26,686 83	50,000 00	"
London Mutual Fire.	13,720 44	431,932 92	3,293 68	448,947 04	53,853 49	10,000 00	"
Mercantile... ..	5,942 51	67,231 40	None.	73,173 91	154,609 41	50,000 00	"
Ottawa Fire.	4,356 71	92,679 09	8,952 13	105,987 93	35,652 23	100,000 00	"
Quebec.....	17,781 24	85,689 89	29,707 08	133,178 21	67,700 00	100,000 00	"
Western.....	246,643 57	1,780,436 51	1,301 13	2,028,381 21	1,228,893 24	1,940,370 00	Fire, Inland and Ocean.
Total	419,101 22	3,840,146 89	60,188 29	4,319,436 40	2,266,956 22	3,445,420 00	

* The amounts in this column give the *pro rata* of gross premiums for the unexpired terms of all policies of the several companies in force at December 31, 1901, as provided in the statutes in that behalf. Upon the assumption that adequate premiums have been collected these amounts may be regarded as considerably in excess of the sums which would ordinarily be required to pay the losses to accrue under outstanding risks, a fact which may properly be taken into account in the case of individual companies in considering questions of actual or probable as distinguished from *legal* surplus, declaring dividends, impairment of capital and other cognate subjects.

1-2 EDWARD VII., A. 1902

TABLE III.—Showing the Assets in Canada of British and American

BRITISH COMPANIES—

Companies.	Commenced Business in Canada.	Real Estate.	Loans on Real Estate.	Stocks, Bonds and Debentures.
		\$ cts.	\$ cts.	\$ cts.
Alliance	March 1, 1892.....	None.	None.	213,800 00
Atlas.....	" 7, 1887.....	None.	None.	135,342 00
Caledonian	February, 1883.....	None.	None.	194,875 35
Commercial Union.....	September 11, 1863....	None.	2,000 00	343,119 44
Guardian.....	May 1, 1869.....	100,000 00	None.	427,989 00
Imperial.....	1864.....	377,178 17	None.	243,674 00
Lancashire.....	July, 1864.....	None.	None.	231,315 01
Law Union and Crown.....	April, 1899.....	212,165 81	813,899 00	180,825 00
Liverpool and London and Globe.....	June 4, 1851.....	149,700 00	1,348,750 00	1,660,222 80
London and Lancashire Fire.....	April, 1880.....	None.	None.	191,880 00
London Assurance.....	March 1, 1862.....	None.	None.	170,340 00
Manchester.....	May 20, 1890.....	None.	None.	176,361 33
National, of Ireland.....	April 2, 1883.....	None.	None.	136,762 61
North British.....	1862.....	91,800 00	2,109,685 49	2,772,820 14
Northern.....	1867.....	None.	None.	211,700 00
Norwich Union.....	April 1, 1880.....	None.	None.	227,200 00
Phoenix, of London.....	1804.....	None.	None.	414,568 15
Royal.....	1851.....	465,000 00	None.	700,245 34
Scottish Union and National.....	February, 1882.....	None.	423,000 00	173,548 00
Sun Insurance Office.....	June 3, 1892.....	None.	None.	204,200 92
Union Assurance.....	November, 1890.....	None.	None.	265,354 50
Total.....		1,395,843 98	4,697,334 49	9,276,152 59

AMERICAN

Ætna Fire.....	1821.....	None.	None.	183,564 72
American Fire.....	January 16, 1899.....	None.	None.	105,000 00
Connecticut Fire.....	1886.....	None.	None.	101,000 00
Hartford.....	November, 1836.....	None.	None.	165,708 12
Insurance Co. of North America.....	1889.....	None.	None.	124,320 00
Phenix, of Brooklyn.....	May 1, 1874.....	None.	None.	112,000 00
Phenix, of Hartford.....	" 20, 1890.....	None.	None.	243,330 00
Queen, of America.....	November 2, 1891.....	None.	None.	288,142 00
Total.....		None.	None.	1,323,064 84

SESSIONAL PAPER No. 8

Companies doing business of Fire or Inland Marine Insurance in Canada.

ASSETS IN CANADA—1901.

Loans on Collaterals.	Agents' Balances and Bills Receivable.	Cash on hand and in Banks.	Interest Due and Accrued	Other Assets	Total Assets in Canada.	Nature of Business.
\$ cts.	\$ cts.	\$ cts.	\$ cts.	\$ cts.	\$ cts.	
None.	10,833 17	521 47	None.	None.	225,163 64	Fire.
None.	20,638 73	26,412 97	None.	5,000 00	187,393 70	"
None.	19,595 31	36,490 78	None.	6,000 00	256,961 44	"
None.	45,232 58	29,505 13	None.	6,300 00	426,157 15	"
None.	56,490 06	25,826 33	1,711 70	763 33	612,780 42	"
None.	40,132 30	6,097 80	None.	6,541 94	673,624 21	"
None.	168 67	1,229 37	1,389 42	None.	234,102 47	"
None.	967 05	49,608 23	22,567 15	2,930 63	1,282,962 87	"
5,949 35	27,269 91	65,434 79	17,335 76	2,500 00	3,277,162 61	" and Life.
None.	26,432 38	11,590 60	None.	850 00	230,752 98	"
None.	14,680 95	15,552 66	None.	None.	200,573 61	" Inland Marine and Life.
None.	16,539 41	12,334 66	None.	3,500 00	208,735 40	"
None.	21,040 52	25,060 49	917 74	3,750 00	187,531 36	"
116,800 00	46,559 97	181,466 50	61,586 63	2,500 00	5,383,218 73	" and Life.
None.	24,186 03	11,447 53	None.	6,500 00	253,833 56	"
None.	27,035 90	38,716 19	None.	5,000 00	297,952 09	"
None.	15,166 92	10,980 46	4,557 38	None.	445,272 91	"
26,874 80	74,651 35	56,263 40	None.	9,010 14	1,332,045 03	" and Life.
None.	21,266 56	69,226 69	None.	None.	687,041 25	"
None.	26,745 06	21,395 14	None.	6,261 25	258,602 37	"
None.	13,704 35	46,283 15	844 67	3,830 02	330,016 69	"
149,624 15	549,337 18	741,444 34	110,910 45	71,237 31	16,991,884 49	

COMPANIES.

None.	12,954 49	None.	None.	None.	196,519 21	Fire and Inland Marine.
None.	612 27	5,348 18	None.	None.	110,960 45	"
None.	7,643 09	None.	None.	None.	108,643 09	"
None.	18,066 45	39,426 45	None.	None.	223,201 02	"
None.	None.	47,335 60	None.	None.	171,655 60	" and Inland Marine.
None.	11,715 64	None.	None.	None.	123,715 64	"
None.	14,250 19	1,314 50	2,661 00	6,111 99	267,667 68	"
None.	26,670 36	15,043 13	None.	150 00	330,005 49	"
None.	91,912 49	108,467 86	2,661 00	6,261 99	1,532,368 18	

TABLE IV.—Showing the Liabilities in Canada of British and American Companies doing business of Fire or Inland Marine Insurance in Canada, for the Year 1901.

BRITISH COMPANIES—LIABILITIES IN CANADA.

Companies.	Unsettled Losses (F., I. and O.).	Reserve of Unearned Premiums (F., I. and O.).	Liability under Life Branch.	Sundry.	Total Liabilities in Canada.	^c Excess of Assets over Liabilities. ^d The Reverse.	Nature of Business.
	\$ cts.	\$ cts.	\$ cts.	\$ cts.	\$ cts.	\$ cts.	
Alliance	1,388 15	82,780 81	None.	84,168 96	e 140,994 68	Fire.
Atlas	20,338 12	145,364 24	None.	165,702 36	e 21,691 34	"
Caledonian	5,726 11	171,575 47	3,358 42	180,660 00	e 76,301 44	"
Commercial Union	38,271 91	302,611 45	839 74	341,723 10	e 84,434 05	"
Guardian	30,700 50	274,350 52	None.	305,051 02	e 307,729 40	"
Imperial	13,001 85	212,410 73	1,652 07	227,064 65	e 446,359 56	"
Lancashire	9,660 00	68,944 23	None.	78,604 23	e 155,498 24	"
Law Union and Crown	1,295 00	46,478 09	101,576 50	None.	47,773 09	e 1,235,189 78	" and Life.
Liverpool and London and Globe	19,950 40	337,141 69	500 00	459,168 59	e 2,817,994 02	"
London and Lancashire	14,208 06	184,544 47	15,689 00	None.	198,752 53	e 32,000 45	" Inland Marine and Life
London Assurance	12,310 00	95,120 12	None.	123,149 12	e 77,424 49	"
Manchester	10,656 36	165,367 07	1,154 56	175,177 99	e 33,537 41	"
Manchester	13,645 31	153,652 21	None.	166,697 82	e 20,833 54	"
National of Ireland	29,571 51	364,073 21	529,126 56	2,840 13	925,611 41	e 4,457,607 32	" and Life.
North British	4,420 28	221,284 20	None.	225,654 48	e 28,179 08	"
Northern	19,792 90	238,529 02	None.	258,321 92	e 39,630 17	"
Norwich Union	27,894 04	376,938 89	None.	404,832 93	e 40,439 98	"
Phoenix, of London	30,033 00	531,432 62	411,586 50	None.	1,023,057 12	e 308,987 91	" and Life.
Royal	12,200 91	209,764 51	None.	221,965 42	e 465,075 83	"
Scottish Union and National	2,298 45	157,951 73	145 83	160,396 01	e 98,206 36	"
Sun Insurance Office	39,062 94	196,966 56	None.	236,029 50	e 93,987 19	"
Union Assurance
Total	356,461 10	4,584,631 84	1,057,978 56	10,490 75	6,009,562 25	e 10,982,322 24	

TABLE IV.—Showing the Liabilities in Canada of British and American Companies doing business of Fire or Inland Marine Insurance in Canada, for the Year 1901—*Concluded*.

• AMERICAN COMPANIES.

Companies.	Unsettled Losses (F., I. and O.)	Reserve of Unearned Premiums (F., I. and O.)	Liability under Life Branch.	Sundry.	Total Liabilities in Canada.	^e Excess of Assets over Liabilities. — ^d The Reverse.	Nature of Business.
	\$ cts.	\$ cts.	\$ cts.	• \$ cts.	\$ cts.	\$ cts.	
Ætna Fire.	2,275 00	124,068 76	None.	126,343 76	70,175 45	Fire and Inland Marine.
American Fire.	None.	None.	None.	None.	110,960 45	Fire.
Connecticut Fire.	13,084 71	38,814 77	None.	51,899 48	56,743 61	"
Hartford.	11,961 08	145,768 97	None.	157,730 05	65,470 97	"
Insurance Company of North America.	7,227 70	104,452 82	None.	111,680 52	59,975 08	Fire and Inland Marine.
Phoenix, of Brooklyn.	3,622 49	86,089 89	None.	89,712 38	34,003 26	Fire.
Phoenix, of Hartford.	10,095 81	91,577 49	None.	101,673 30	165,994 38	"
Queen Insurance Company of America.	13,053 00	268,907 16	85 00	282,045 16	47,960 33	"
Total.	61,319 79	850,679 86	85 00	921,084 65	611,283 53	

1-2 EDWARD VII., A. 1902

TABLE V.—Showing the Cash INCOME and EXPENDITURE of Canadian Companies
Canada of British and American

CANADIAN COMPANIES—INCOME

INCOME (CASH).

Companies.	Net Cash for Premiums.	Interest and Dividends on Stocks, &c.	Sundry.	Total Cash Income.	Received on Account of Capital Stock not included in Income.
	\$ c.	\$ c.	\$ c.	\$ c.	\$ c.
Anglo-American.....	157,845 88	3,717 47	None.	161,563 35	100 00
British America.....	2,012,458 59	45,140 09	14,881 00	2,072,479 68	7,510 00
Canadian Fire.....	146,518 92	7,132 44	None.	153,651 36	2,238 00
Equity Fire.....	92,536 34	2,578 20	None.	95,114 54	None.
London Mutual.....	250,289 68	4,072 53	577 91	254,940 12	None.
Mercantile.....	93,260 44	6,449 85	None.	99,710 29	None.
Ottawa Fire.....	133,965 27	4,036 79	None.	138,002 06	17,260 00
Quebec.....	116,884 71	6,050 98	2,250 80	125,186 49	None.
Western.....	3,283,182 18	85,310 17	None.	3,368,492 35	291,852 00
Total.....	6,286,942 01	164,488 52	17,709 71	6,469,140 24	318,960 00

BRITISH

Alliance.....	105,468 98	6,414 27	None.	111,883 25
Atlas.....	248,677 99	4,501 45	None.	253,179 44
Caledonian.....	245,705 25	8,538 00	None.	254,243 25
Commercial Union.....	424,009 22	12,231 99	None.	436,241 21
Guardian.....	395,462 66	5,897 04	None.	401,359 70
Imperial.....	306,499 24	8,507 29	7,711 42	322,717 95
Lancashire.....	132,030 38	8,108 95	862 72	141,002 05
Law Union and Crown.....	63,829 69	206 55	None.	64,036 24
Liverpool and London and Globe.....	399,352 04	84,230 08	2,547 96	486,130 08
London and Lancashire.....	251,141 74	7,507 01	None.	258,648 75
London Assurance.....	134,952 44	6,680 00	None.	141,632 44
Manchester.....	220,291 09	6,528 24	None.	226,819 33
National, of Ireland.....	229,536 40	4,911 31	None.	234,447 71
North British.....	505,535 78	205,249 99	2,645 64	713,431 41
Northern.....	326,193 56	11,497 50	None.	337,691 06
Norwich Union.....	347,145 35	8,074 04	310 74	355,530 13
Phenix, of London.....	594,202 76	14,155 97	None.	608,358 73
Royal.....	814,149 32	23,553 40	5,897 45	843,600 17
Scottish Union and National.....	326,906 05	29,657 02	None.	356,566 07
Sun Insurance Office.....	222,503 50	293 27	None.	222,796 77
Union Assurance.....	301,850 87	8,676 31	None.	310,527 18
Total.....	6,595,447 31	465,419 68	19,975 93	7,080,842 92

AMERICAN

Ætna Fire.....	195,765 35	7,930 54	None.	203,695 89
American Fire.....	None.	3,000 00	None.	3,000 00
Connecticut Fire.....	53,172 92	4,000 00	None.	57,172 92
Hartford Fire.....	230,284 42	10,468 14	None.	240,752 56
Insurance Co. of North America.....	168,826 29	4,440 00	None.	173,266 29
Phenix, of Brooklyn.....	147,378 87	4,000 00	None.	151,378 87
Phenix, of Hartford.....	126,764 15	10,655 23	None.	137,419 38
Queen, of America.....	415,541 01	11,557 60	43 75	427,142 36
Total.....	1,337,733 01	56,051 51	43 75	1,393,828 27

SESSIONAL PAPER No. 8

doing Fire and Inland Marine Insurance, and the Cash Income and Expenditure in Companies in those Branches.

AND EXPENDITURE, 1901.

EXPENDITURE (CASH).

Paid for Losses.	General Expenses.	Dividends or Bonus to Stockholders.	Total Cash Expenditure.	<i>e</i> Excess of Premiums over Losses paid.		<i>e</i> Excess of Income over Expenditure.		Nature of Business.
				<i>d</i> The Reverse.	<i>d</i> The Reverse.			
\$ c.	\$ c.	\$ c.	\$ c.	\$ c.	\$ c.	\$ c.	\$ c.	
82,516 23	53,218 45	None.	135,734 63	<i>e</i> 75,329 65	<i>e</i> 25,828 67			Fire.
1,315,244 76	675,516 57	66,837 68	2,057,599 01	<i>e</i> 697,213 83	<i>e</i> 14,880 67			Fire, Inland and Ocean.
68,615 49	39,077 10	6,310 49	114,003 08	<i>e</i> 77,903 43	<i>e</i> 39,648 28			Fire.
37,955 68	36,938 11	None.	74,893 79	<i>e</i> 54,580 66	<i>e</i> 20,220 75			"
139,712 96	80,469 23	None.	220,182 19	<i>e</i> 110,576 72	<i>e</i> 34,757 93			"
47,588 93	22,834 45	None.	70,423 38	<i>e</i> 45,671 51	<i>e</i> 29,286 91			"
84,582 74	52,880 12	None.	137,462 86	<i>e</i> 49,382 53	<i>e</i> 539 20			"
88,669 77	42,144 73	190 00	131,004 50	<i>e</i> 28,214 94	<i>d</i> 5,818 01			"
2,200,891 45	1,029,340 44	132,626 02	3,362,857 91	<i>c</i> 1,682,290 73	<i>e</i> 5,634 44			Fire, Inland and Ocean.
4,065,778 01	2,032,419 20	205,964 19	6,304,161 40	<i>e</i> 2,221,164 00	<i>e</i> 164,978 84			

COMPANIES.

150,163 00	36,325 83	186,483 83	<i>d</i> 44,694 02	<i>d</i> 74,605 58	<i>F</i> re.
147,032 48	64,948 45	211,980 93	<i>c</i> 101,645 51	<i>e</i> 41,198 51	"
215,475 19	70,106 92	285,582 11	<i>c</i> 30,230 06	<i>d</i> 31,338 86	"
231,721 54	111,099 15	392,820 49	<i>e</i> 142,287 88	<i>e</i> 43,420 72	"
324,933 35	116,415 44	441,348 79	<i>e</i> 70,529 31	<i>d</i> 39,989 09	"
216,794 57	91,544 22	308,338 79	<i>e</i> 89,704 67	<i>e</i> 14,379 16	"
206,041 64	41,185 18	247,226 82	<i>d</i> 74,011 26	<i>d</i> 106,224 77	"
41,995 14	22,526 17	64,521 31	<i>e</i> 21,834 55	<i>d</i> 485 07	"
343,102 93	110,773 12	453,876 05	<i>e</i> 56,249 11	<i>e</i> 32,254 03	"
135,573 81	70,507 04	206,080 85	<i>c</i> 115,567 93	<i>e</i> 52,567 90	"
113,540 58	42,752 36	156,292 94	<i>e</i> 21,411 86	<i>d</i> 14,660 50	"
204,758 94	69,108 53	273,867 47	<i>c</i> 15,532 15	<i>d</i> 47,048 14	"
128,980 30	66,873 85	195,854 15	<i>e</i> 100,556 10	<i>e</i> 38,593 56	"
354,205 49	133,282 44	487,487 93	<i>e</i> 151,330 29	<i>e</i> 225,943 48	"
242,011 90	85,364 92	327,376 82	<i>e</i> 84,181 66	<i>e</i> 10,314 24	"
252,542 10	108,099 46	360,641 56	<i>e</i> 94,603 25	<i>d</i> 5,111 43	"
398,454 92	162,188 86	560,643 78	<i>e</i> 195,747 84	<i>e</i> 47,714 95	"
485,718 05	223,205 07	708,923 12	<i>e</i> 328,431 27	<i>c</i> 134,677 05	"
204,333 90	83,790 98	288,124 88	<i>e</i> 122,575 15	<i>e</i> 68,441 19	"
160,532 97	67,871 10	228,404 07	<i>c</i> 61,970 53	<i>d</i> 5,607 30	"
281,280 04	80,153 84	361,433 88	<i>e</i> 20,570 83	<i>d</i> 50,906 70	"
4,889,192 64	1,858,122 93	6,747,315 57	<i>e</i> 1,706,254 67	<i>e</i> 333,527 35	

COMPANIES.

141,995 16	46,834 14	188,829 30	<i>e</i> 53,770 19	<i>e</i> 14,866 59	Fire, and Inland Marine.
25,070 30	6,692 73	31,763 03	<i>d</i> 25,070 30	<i>d</i> 28,763 03	Fire.
31,878 66	13,510 84	45,389 50	<i>e</i> 21,294 26	<i>e</i> 11,783 42	"
147,171 90	62,591 29	209,763 19	<i>e</i> 83,112 52	<i>e</i> 30,989 37	"
110,442 21	53,197 71	163,639 92	<i>e</i> 58,384 08	<i>e</i> 9,626 37	Fire, and Inland Marine.
97,916 97	39,188 52	137,105 49	<i>e</i> 49,461 90	<i>e</i> 14,273 38	Fire.
80,225 00	42,155 74	122,380 74	<i>e</i> 46,539 15	<i>e</i> 15,038 64	"
241,165 34	113,789 38	354,954 72	<i>c</i> 174,375 67	<i>e</i> 72,187 64	"
875,865 54	377,960 35	1,253,825 89	<i>e</i> 461,867 47	<i>e</i> 140,002 38	

TABLE VI.—Showing the Rate of Losses paid, General Expenses, and Stockholders' Dividends, per cent of Premiums received by Canadian Companies doing Fire or Marine Insurance during 1901, also the Rates of the Premiums charged per cent of Amounts insured, and the Rate of their Assets per cent of Amounts in force at the end of the Year, and the Rate of Total Cash Expenditure per cent of Total Cash Income.

	Nature of Business.	Rate of Losses paid per cent of Premiums received.	Rate of General Expenses per cent of Premiums received.	Rate of dividend or Bonus to Stockholders per cent of Premiums received.	Rate of Total Cash Expenditure per cent of Total Cash Income.	Amount of Risks taken during the Year.	Premiums charged thereon.	Rate of Premiums charged per cent of Risks taken.	Net Amount of Insurance in force at Date.	Assets.	Rate of Assets per cent of Amount of Insurance in force.
						\$	\$		\$	\$	\$
<i>Canadian Companies.</i>											
Anglo-American	Fire	52.28	33.69	None.	84.01	16,854,363	226,921.97	1.35	14,528,907	147,861.60	1.02
British America	Fire, Inland and Ocean	65.36	33.57	3.32	99.28	247,939,951	2,569,373.47	1.04	204,860,270	1,761,187.33	.86
Canadian Fire	Fire	46.83	26.67	4.31	74.20	10,080,191	183,547.85	1.82	10,012,717	251,288.35	2.51
Equity Fire	"	41.02	39.92	None.	78.74	10,247,461	126,960.93	1.24	9,389,676	95,678.62	1.02
London Mutual	"	55.82	32.15	None.	86.37	25,879,132	394,933.92	1.53	57,379,922	502,800.53	.88
Mercantile	"	51.03	24.48	None.	70.63	7,679,552	102,876.77	1.34	10,975,017	227,783.32	2.08
Ottawa Fire	"	63.14	39.47	None.	99.61	13,397,096	199,610.90	1.49	12,974,256	141,640.21	1.09
Quebec	"	75.86	36.06	.16	104.65	10,899,771	151,954.70	1.39	13,116,354	200,878.21	1.53
Western	Fire, Inland and Ocean	67.04	31.35	4.04	99.83	461,595,096	4,623,574.53	1.00	331,263,283	3,257,274.45	.98
Total		64.67	32.33	.33	97.45	804,572,613	8,581,755.04	1.07	664,500,402	6,586,392.62	.99

TABLE VII.—Showing the Rate of Losses paid, and General Expenses in Canada, per cent of Premiums received by British and American Companies doing Fire or Inland Marine Insurance in Canada during 1901, also the Rates of Premiums charged per cent of Amounts insured.

Nature of Business.	Rate of Losses paid per cent of Premiums received.	Rate of General Expenses per cent of Premiums received.	Rate of Total Expenditure per cent of Premiums received.	Amount of Risks taken during the Year.	Premiums charged thereon.	Rate of Premiums per cent of Risks taken.
				\$	\$	cts.
<i>British Companies.</i>						
Alliance	142.38	34.44	176.82	12,964,454	134,144.22	1.03
Atlas	59.13	26.12	85.24	18,059,352	282,720.66	1.57
Calcuttan	87.70	28.53	116.23	21,753,364	286,693.88	1.32
Commercial Union	66.44	26.20	92.64	35,997,644	500,002.68	1.39
Guardian	82.17	29.44	111.60	32,137,455	463,378.07	1.44
Imperial	70.73	29.87	100.60	23,287,352	349,455.85	1.50
Lancashire	156.06	31.19	187.25	9,135,321	128,848.01	1.41
Law Union and Crown	65.79	35.29	101.08	6,112,200	89,298.83	1.46
Liverpool and London and Globe	85.91	27.74	113.65	33,095,251	441,342.31	1.33
London and Lancashire Fire	53.98	28.07	82.06	20,979,858	297,145.76	1.42
London Assurance	84.13	31.68	115.81	14,590,424	165,116.72	1.13
Manchester	92.95	31.37	124.32	18,993,713	267,499.23	1.41
National, of Ireland	56.19	23.14	85.33	17,676,187	273,573.11	1.55
North British	70.07	26.36	96.43	41,630,828	561,753.51	1.33
Northern	74.19	23.17	100.36	25,666,058	362,641.44	1.41
Norwich Union Fire	72.75	31.14	103.89	26,383,966	403,061.95	1.53
Phoenix, of London	67.06	27.30	94.35	43,532,451	695,715.99	1.60
Royal	59.66	27.42	87.08	71,758,881	957,932.25	1.33
Scottish Union and National	62.50	25.63	88.14	23,713,840	381,714.99	1.48
Sun Insurance Office	72.15	30.50	102.65	17,847,851	260,719.32	1.46
Union Assurance	93.19	29.55	119.74	24,826,382	363,351.00	1.46
Totals	74.13	28.17	102.30	542,142,232	7,656,399.78	1.41
<i>American Companies.</i>						
Ætna Fire	72.53	23.92	96.46	17,143,416	223,016.14	1.30
American Fire	59.95	25.41	85.36	2,553,822	36,932.97	1.45
Connecticut Fire	63.91	27.18	91.09	4,323,046	68,856.48	1.58
Hartford Fire	66.44	31.51	96.93	20,178,317	259,029.33	1.28
Insurance Co. of North America	65.42	26.50	93.03	15,903,048	201,797.24	1.30
Phoenix, of Brooklyn	63.29	33.26	96.54	12,494,126	180,331.02	1.44
Phoenix, of Hartford	58.04	27.33	85.42	10,545,342	152,733.28	1.45
Queen, of America	65.47	28.25	93.73	32,147,377	482,009.32	1.50
Totals	65.47	28.25	93.73	114,888,494	1,604,205.78	1.40

ABSTRACT OF STATEMENTS

OF

LIFE, ACCIDENT, GUARANTEE, PLATE GLASS

AND

OTHER INSURANCE COMPANIES

IN

CANADA

FOR THE YEAR 1901

ABSTRACT OF LIFE INSURANCE IN CANADA FOR THE YEAR 1901.

	Premiums for Year.	Number of Policies and Taken up.	Amount of Policies New and Taken up.	Number of Policies in Force at date.	Net Amount in Force.	Number of Policies become Claims.	Net Amount become Claims.	Claims Paid (including Endowments).	Unsettled Claims		Date of Returns.	
									Not Resisted	Resisted		
<i>Canadian Companies.</i>												
Canada Life (Canadian business).....	\$ 2,040,888	2,194	\$ 4,212,540	34,684	\$ 71,908,788	554	\$ 1,405,135	\$ 1,310,174	\$ 188,200	None.	Dec. 31, 1901.	
Confederation.....	1,039,552	1,965	2,611,197	22,581	32,724,332	271	422,270	451,175	22,936	7,000	"	
Continental Life.....	53,193	860	1,014,465	1,862	2,037,246	2	3,000	3,000	None.	2,000	"	
Crown Life.....	5,485	125	221,500	125	221,500	None.	None.	None.	None.	None.	"	
Dominion Life.....	120,995	511	819,090	3,303	4,373,624	21	31,961	31,263	3,200	3,000	"	
Excelsior (Ordinary).....	131,077	617	950,537	3,596	4,051,091	14	14,745	12,917	3,000	None.	"	
Excelsior (Monthly).....	8,395	266	31,563	1,484	176,659	23	2,882	3,249	None.	None.	"	
Federal.....	428,206	1,635	2,282,504	8,674	12,623,814	63	125,045	131,164	14,100	None.	"	
Great West.....	419,761	2,639	2,954,170	9,043	13,251,099	55	86,966	89,266	None.	None.	"	
Home Life.....	93,198	499	575,959	1,991	2,491,197	18	26,000	13,003	11,689	4,751	"	
Imperial Life.....	308,030	1,622	2,917,788	4,730	8,848,761	31	55,680	36,486	17,000	None.	"	
London Life... (Ordinary).....	80,858	1,041	765,710	3,293	3,815,374	41	33,174	32,309	5,264	None.	"	
London Life... (Industrial).....	190,869	11,465	877,343	43,294	3,673,760	571	40,909	40,798	None.	None.	"	
Manufacturers (Canadian business).....	802,441	1,897	2,585,017	18,662	24,262,971	144	214,270	187,266	29,500	11,000	"	
Mutual Life of Canada (Canadian business).....	1,017,591	2,432	3,727,452	21,683	31,410,585	237	375,076	350,990	48,033	4,000	"	
National Life.....	80,058	823	1,241,495	1,610	2,457,687	13	18,500	11,500	7,000	None.	"	
N. American (Can. bus.) (General).....	877,063	2,648	3,718,835	18,437	25,535,330	161	246,997	251,335	24,700	9,025	"	
Northern Life.....	9,237	1,540	175,104	2,310	326,471	15	3,203	2,917	450	None.	"	
Royal Victoria.....	75,929	1,042	1,191,925	2,221	2,664,085	10	14,235	14,154	2,000	None.	"	
Subsidiary High Court of the Ancient Order of Foresters.....	91,890	715	1,008,655	1,858	2,572,552	7	15,000	9,500	6,500	4,132	"	
Sun Life (Can. business.) (General).....	15,117	212	204,250	889	750,378	13	13,451	9,451	4,000	500	"	
Sun Life (Can. business.) (Thrift).....	1,191,305	2,790	3,855,035	24,000	34,341,419	299	463,008	455,623	22,700	None.	"	
	52,852	2,735	346,613	9,323	1,165,898	109	10,465	10,824	10,824	None.	"	
Totals for 1901.....	9,133,890	41,693	38,298,747	239,653	284,684,621	2,692	3,651,972	3,458,362	421,096	42,408	Dec. 31, 1901.	
" 1900.....	9,373,405	40,545	38,545,949	223,422	267,151,086	2,452	3,207,161	3,099,918	331,059	24,657	"	
Increase, <i>i</i> ; decrease, <i>d</i>	<i>d</i> 239,515	<i>i</i> 1,148	<i>d</i> 247,202	<i>i</i> 16,231	<i>i</i> 17,533,535	<i>i</i> 240	<i>i</i> 444,811	<i>i</i> 358,444	<i>i</i> 90,037	<i>i</i> 17,751	"	
<i>British Companies.</i>												
British Empire.....	222,781	98	249,661	2,615	6,271,181	54	102,644	112,729	10,273	None.	Dec. 31, 1901.	
Commercial Union.....	16,153	3	26,000	233	697,907	10	24,764	24,033	731	None.	"	
*Edinburgh Life.....	4,319	None.	None.	77	179,759	35	58,643	58,643	None.	None.	"	
*Life Association of Scotland.....	27,947	None.	None.	719	1,182,270	7	93,567	101,736	21,997	None.	Apr. 5, 1901.	
Liverpool and London and Globe.....	5,317	None.	None.	110	181,987	7	23,987	24,411	1,577	None.	Dec. 31, 1901.	
London and Lancashire Life.....	301,634	635	1,034,115	5,469	9,026,142	84	123,113	134,692	7,443	None.	"	
*London Assurance.....	1,108	None.	None.	7	33,186	None.	None.	None.	None.	None.	"	

SESSIONAL PAPER No. 8

North British.....	19,632	2	3,500	394	969,595	20	63,732	63,858	6,251	None.	Dec. 31, 1901.
Norwich Union Life.....	483	None.	None.	7	14,934	None.	None.	None.	None.	None.	"
*Reliance Mutual.....	4,113	None.	None.	150	173,875	4	6,812	6,941	None.	None.	"
Royal.....	17,326	1	2,000	293	793,365	15	36,884	45,468	587	None.	"
*Scottish Amicable.....	4,184	None.	None.	87	239,200	2	2,086	10,044	None.	None.	"
*Scottish Provident.....	1,278	None.	None.	45	115,600	None.	None.	None.	None.	None.	"
Standard.....	701,520	980	1,723,767	9,835	19,922,917	146	342,547	276,027	83,839	None.	Nov. 15, 1901.
Star.....	18,671	14	20,000	247	504,268	7	7,937	13,344	None.	None.	Dec. 31, 1901.
Totals for 1901.....	1,346,666	1,733	3,059,043	20,288	40,216,186	391	891,316	871,926	132,698	None.	
" 1900.....	1,372,355	2,018	3,717,997	29,019	39,485,344	382	897,922	901,699	103,679	1,000	
Increase, i; decrease, d.....	d 25,689	d 285	d 658,954	i 269	i 730,842	i 9	d 6,606	d 29,773	i 29,019	d 1,000	
<i>American Companies.</i>											
Ætna Life.....	592,814	674	1,179,073	12,172	16,530,510	460	593,072	583,564	21,465	None.	Dec. 31, 1901.
*Connecticut Mutual.....	25,553	None.	None.	569	1,100,173	38	68,138	68,138	None.	None.	"
Equitable.....	747,636	942	1,727,005	9,815	21,275,665	163	393,866	377,784	None.	None.	"
Germania.....	8,910	None.	None.	117	213,611	4	13,664	13,664	1,500	None.	"
Metropolitan.....	639,988	{ 3,356	2,461,035	5,474	4,783,692	28	49,268	147,405	2,516	1,642	"
Mutual Life of New York.....	964,298	{ 116,353	15,170,907	156,633	18,877,987	1,798	100,490	484,465	29,740	None.	"
*National Life.....	1,017	2,193	4,194,568	11,439	25,448,763	204	490,581	17,529	1,207	None.	"
New York Life.....	1,125,150	None.	None.	110	97,144	9	12,194	484,465	16,005	None.	"
*North-western.....	10,887	2,733	4,893,635	16,933	31,701,227	231	517,980	484,751	None.	None.	"
*Phoenix Mutual.....	14,627	None.	None.	259	328,063	10	21,176	21,176	None.	None.	"
Provident Savings.....	115,277	351	551,090	644	647,370	34	31,082	31,082	None.	None.	"
Travellers.....	216,630	373	1,166,415	1,869	3,652,947	18	31,000	41,000	1,000	None.	"
Union Mutual.....	192,978	646	963,500	3,014	6,285,841	79	166,803	107,853	7,135	None.	"
United States.....	53,533	154	233,700	4,096	6,218,129	85	119,256	118,742	5,728	None.	"
Totals for 1901.....	4,709,298	127,794	32,541,438	224,119	138,868,297	3,168	2,639,070	2,515,653	136,285	1,642	
" 1900.....	4,261,181	64,644	26,632,146	152,799	124,433,416	2,566	2,427,028	2,427,706	147,374	1,203	
Increase, i; decrease, d.....	i 448,117	i 63,150	i 5,909,292	i 71,320	i 14,434,811	i 602	i 212,042	i 87,947	d 11,089	i 439	

RECAPITULATION.

Canadian Companies.....	9,133,890	41,693	38,298,747	239,653	284,684,621	2,692	3,651,972	3,458,362	421,096	42,408	
British.....	1,346,666	1,733	3,059,043	20,288	40,216,186	391	891,316	871,926	132,698	None.	
American.....	4,709,298	127,794	32,541,438	224,119	138,868,227	3,168	2,639,070	2,515,653	136,285	1,642	
Grand totals for 1901.....	15,189,854	171,220	73,896,228	484,060	463,769,034	6,251	7,182,358	6,845,941	690,079	44,050	
" 1900.....	15,006,941	107,207	68,896,092	396,240	431,069,846	5,400	6,532,111	6,429,323	582,112	26,860	
Increase, i; decrease, d.....	i 182,913	i 64,013	i 5,003,136	i 87,820	i 32,699,188	i 851	i 650,247	i 416,618	i 107,967	i 17,190	

* These companies have ceased doing new business in Canada.

ABSTRACT of Life Insurance done by Canadian Companies which do business outside of the Dominion for the Year 1901.

CANADA LIFE ASSURANCE COMPANY.

	Premiums for Year.	Number of Policies New and Taken up.	Amount of Policies New and Taken up.	Number of Policies in Force at date.	Net Amount in Force at date.	Number of Policies become Claims.	Net Amount of Policies become Claims.	Claims Paid.		Unsettled Claims.	
								\$	\$	Not Resisted.	Resisted.
In Canada.....	2,040,888	2,104	4,212,540	34,684	71,908,788	554	1,405,135	1,310,174	188,200	\$	\$
In other countries.....	435,413	1,044	2,865,816	4,363	11,725,372	26	69,741	57,941	16,800		None.
Total.....	2,476,251	3,238	7,078,356	39,047	83,634,160	580	1,474,876	1,368,115	205,000		None.

CONFEDERATION LIFE ASSOCIATION.

In Canada.....	1,039,552	1,965	2,611,197	22,581	32,724,332	271	422,270	451,175	22,936		7,000
In other countries.....	11,767	9	8,500	224	261,968	2	2,000	2,000	None.		None.
Total.....	1,051,319	1,974	2,619,697	22,805	32,989,300	273	424,270	453,175	22,936		7,000

MANUFACTURERS' LIFE INSURANCE COMPANY.

In Canada.....	802,441	1,897	2,595,017	18,662	24,262,971	144	214,740	187,286	29,500		11,000
In other countries.....	119,480	420	830,072	1,297	2,516,355	8	13,180	13,120	8,800		None.
Total.....	921,921	2,317	3,415,089	19,959	26,779,326	152	227,920	200,386	38,360		11,000

MUTUAL LIFE ASSURANCE COMPANY OF CANADA.

In Canada.....	1,017,591	2,452	3,727,452	21,683	31,410,585	257	375,076	350,990	48,033		4,000
In other countries.....	4,278	25	31,000	99	130,900	1	1,000	1,000	None.		None.
Total.....	1,021,869	2,477	3,758,452	21,782	31,541,085	258	376,076	351,990	48,033		4,000

SESSIONAL PAPER No. 8

NORTH AMERICAN LIFE ASSURANCE COMPANY.

In Canada	886,300	4,188	3,803,939	20,747	25,861,801	176	250,200	254,252	25,150	9,025
In other countries	36,635	562	1,127,474	722	1,505,052	1	1,000	1,000	1,000	None.
Total	922,935	4,750	5,021,413	21,469	27,366,853	177	251,200	255,252	26,150	9,025

SUN LIFE ASSURANCE COMPANY OF CANADA.

In Canada	1,244,157	5,525	4,201,648	33,323	35,507,317	408	503,473	466,447	33,524	None.
In other countries	1,333,030	5,781	6,632,650	20,627	26,877,564	277	378,197	339,688	84,353	4,875
Total	2,577,187	11,306	10,834,298	53,950	62,384,881	685	881,670	805,535	117,877	4,875

CANADIAN Life Companies—Assets, 1901.

Companies.	Real Estate.	Loans on Real Estate.	Loans on Collaterals.	Cash Loans and Premium Obligations on Policies in Force.	Stocks Bonds and Debentures.	Cash on hand and in Banks.	Agents' Balances and Bills Receivable.	Interest and Rents Due and Accrued.	Out-standing and Deferred Premiums.	Other Assets.	Total Assets.
	\$ cts.	\$ cts.	\$ cts.	\$ cts.	\$ cts.	\$ cts.	\$ cts.	\$ cts.	\$ cts.	\$ cts.	\$ cts.
Canada Life.....	1,579,588 33	3,910,190 25	3,125,941 55	2,883,436 08	11,834,996 00	296,669 19	None.	319,905 31	554,063 77	None.	24,504,790 48
Confederation.....	1,660,808 52	3,228,512 80	93,623 45	896,803 37	2,037,914 60	44,416 96	None.	138,529 69	250,220 70	21,251 19	8,372,081 28
Continental.....	None.	19,375 00	None.	75 00	57,816 17	10,689 07	2,439 38	1,199 76	14,365 55	3,588 18	109,578 11
Crown Life.....	None.	None.	None.	None.	55,000 00	17,506 28	3,345 60	None.	4,547 76	854 70	81,254 34
Dominion Life.....	None.	410,928 45	None.	19,688 10	137,430 29	3,521 70	1,206 49	14,369 76	27,533 08	1,012 73	615,690 60
Excelsior.....	14,400 00	295,911 67	300 00	28,358 01	58,886 88	19,456 19	3,843 10	5,919 46	40,726 91	9,500 76	477,392 98
Federal.....	39,500 00	618,140 09	4,000 00	241,306 75	321,172 84	78,369 71	4,896 88	23,154 75	119,448 17	5,141 39	1,455,130 58
Great West.....	24,917 94	807,417 92	875 00	66,261 65	70,552 40	9,999 70	166 99	29,660 23	99,131 55	19,347 02	1,194,329 78
Home Life.....	100,000 00	20,763 12	None.	160,316 17	54,963 33	33,372 57	4,979 57	12,464 25	14,153 06	3,497 99	404,510 06
Imperial Life.....	None.	449,463 24	None.	13,351 15	531,315 01	207,193 23	None.	18,464 26	114,951 45	9,389 27	1,344,127 61
London Life.....	6,308 17	830,135 99	14,225 00	52,991 02	143,188 93	14,489 17	None.	32,503 23	26,917 35	5,431 54	1,126,190 40
Manufacturers' Life.....	56,859 24	1,077,395 65	175,492 47	254,005 08	1,931,327 38	16,560 69	6,802 37	52,370 04	194,419 91	7,245 02	3,772,477 25
Mutual Life of Canada.....	123,729 01	2,643,066 61	7,900 00	643,361 93	2,012,449 63	14,312 23	3,664 28	105,533 79	195,538 82	None.	5,749,155 72
National Life.....	None.	None.	50,000 00	None.	62,275 00	14,270 03	4,994 42	647 76	21,278 34	1,069 00	154,534 55
North American.....	416,936 41	1,200,489 65	215,170 00	262,740 68	2,069,017 46	22,868 65	None.	47,881 92	178,581 85	16,086 76	4,420,773 38
Northern Life.....	None.	77,700 00	None.	766 55	131,000 00	21,604 36	11,424 66	1,003 15	36,825 90	2,101 10	282,425 72
Royal Victoria.....	None.	None.	65,000 00	1,964 53	173,180 63	18,234 55	8,693 31	919 76	30,656 49	3,893 67	304,594 94
* Subsidiary High Court of the Ancient Order of Foresters.....	None.	5,500 00	None.	119 00	26,829 50	5,342 17	None.	792 19	1,454 23	100 00	40,137 09
Sun Life of Canada.....	1,105,060 38	3,410,320 85	138,094 55	912,137 35	5,356,318 50	236,456 69	None.	198,722 62	361,501 63	54,419 50	11,773,032 07
Totals.....	5,128,108 00	19,065,310 69	3,890,222 02	6,437,681 82	27,064,633 95	1,085,393 16	56,479 05	1,004,041 93	2,286,316 50	163,929 82	66,182,116 94

* Beneficiary Fund.

CANADIAN Life Companies—Liabilities, &c., 1901.

Companies.	Unsettled Claims.		Net Reinsurance Reserve.		Sundry.		Total Liabilities, including Reserve but not Capital Stock.		Surplus of Assets over Liabilities excluding Capital.		Capital Stock paid up.		Basis of Reserve of Policies issued previous to Jan. 1, 1900. (Policies issued since Jan. 1, 1900, are valued on H. M. 3½ basis unless otherwise stated.)
	\$	cts.	\$	cts.	\$	cts.	\$	cts.	\$	cts.	\$	cts.	
Canada Life.....	204,999	65	22,709,306	00	241,778	61	23,156,084	26	1,348,706	22	944,280	00	H.M. 3½ previous to Jan. 1, 1900. H.M. 3 after that date.
Confederation.....	29,936	00	7,715,630	00	92,567	10	7,838,133	10	533,948	18	100,000	00	H.M. 4½ to Dec. 31, 1895. 3½ p.c. for years 1896-9, inclusive, and all annuities, 3 p.c. for years 1900-1.
Continental.....	2,000	00	84,804	71	3,421	31	90,226	02	19,352	09	76,933	58	H.M. 4½
Crown Life.....	None.		7,385	00	67	00	7,402	00	73,852	34	75,650	00	H.M. 3½
Donnison Life.....	3,200	00	476,503	20	4,871	72	484,374	92	131,115	68	100,000	00	H.M. 4
Excelsior.....	3,000	00	399,928	53	8,783	23	411,711	76	65,591	22	52,635	00	H.M. 4½
Federal.....	14,100	00	1,264,496	89	17,458	05	1,293,054	94	159,075	64	130,000	00	H.M. 4½ and 4 previous to Jan. 1, 1900. H.M. 3½ and 3 subsequently.
Great West.....	None.		1,004,720	14	17,265	19	1,021,985	33	172,344	45	100,000	00	H.M. 4
Home Life.....	16,440	06	218,053	91	916	82	235,410	79	169,099	27	132,943	92	H.M. 3½
Imperial Life.....	17,000	00	798,785	00	22,068	47	837,853	47	506,274	14	430,000	00	H.M. 3½
London Life.....	5,264	41	1,018,276	21	19,181	78	1,042,722	40	83,468	00	50,000	00	H.M. 4 Ordinary. For Industrial, Act. 4 to Jan. 1, 1900. Since, Farris' (3) 3 p.c.
Manufacturers' Life.....	49,360	00	3,204,136	00	14,969	75	3,268,465	75	504,011	50	300,000	00	H.M. 4½
Mutual Life of Canada.....	52,033	00	5,301,100	41	33,259	69	5,386,393	10	362,762	62	None.		Actuaries 4.
National Life.....	7,000	00	99,542	17	1,649	38	108,191	55	46,343	00	97,904	70	H.M. 3½
North American.....	35,175	00	3,808,229	00	9,428	01	3,853,332	01	507,441	37	460,000	00	Previous to Jan. 1, 1897, H.M. 4½. For 1897-8-9 policies, H.M. 4.
Northern Life.....	2,000	00	122,983	93	None.		124,983	93	157,441	79	213,750	00	H.M. 4½
Royal Victoria.....	10,632	00	108,538	00	None.		179,190	00	125,404	94	200,000	00	H.M. 4½
*Subsidiary High Court of Ancient Order of Foresters	4,500	00	32,718	91	687	95	37,936	86	2,230	23	None.		H.M. 4
Shen Life of Canada.....	122,752	39	10,776,727	99	70,797	08	10,970,247	46	802,784	61	105,000	00	H.M. 4½ for policies issued prior to Dec. 31, 1897. H.M. 3½ for those since.
Totals.....	579,392	51	59,211,836	00	559,641	14	60,350,869	65	5,831,247	29	3,189,047	20	

* Beneficiary department. † The capital of this company is guaranteed capital, liable to be paid out of surplus.

TABLE showing the Assets in Canada of British Companies doing business of Life Insurance in Canada for the Year 1901.

Companies.	Com- menced business in Canada.	Real Estate.	Loans on Real Estate.	Loans on Collaterals.	Cash Loans and Premium Obligations on Policies in force.	Stocks, Bonds and Debentures.	Cash on hand and in Banks or deposited with Govern- ment.	Agents' Balances and Bills Re- ceivable.	Interest and Rents Due and Accrued.	Out- standing and Deferred Premiums.	Other Assets.	Total Assets.
		\$ cts.	\$ cts.	\$ cts.	\$ cts.	\$ cts.	\$ cts.	\$ cts.	\$ cts.	\$ cts.	\$ cts.	\$ cts.
<i>British Companies.</i>												
British Empire.....	Feb. 7, '83	202,290 81	1,187,211 60	None.	160,193 26	283,616 89	102,974 80	None.	23,639 46	37,887 01	11,990 00	2,009,803 83
Commercial Union..	Sept 11, '63	None.	528,884 97	None	13,946 37	157,485 35	2,087 58	None.	6,461 82	4,325 20	None.	713,191 29
Edinburgh Life.....	1857	None.	None.	None.	24,352 82	161,666 67	1,828 62	None.	836 82	54 38	None.	188,739 31
Life Association of Scotland.....	Sept.—'57	None.	125,151 87	None.	98,966 79	166,089 49	7,176 99	None.	4,652 30	8,277 51	None.	410,314 95
*Liverpool and Lon- don and Globe....	June 4, '51
London & Lancashire	1863.....	231,662 52	851,702 25	None.	151,163 00	1,505,136 48	15,423 18	120 01	29,534 40	86,038 32	4,745 99	2,869,531 15
London Assurance.	1862.....
*North British.....	1862.....
Norwich Union Life.	Oct. 18, '90	None.	None.	None.	None.	73,000 00	448 09	None.	None.	None.	None.	73,448 09
Reliance Mutual....	Aug. 1, '68	None.	None.	None.	None.	134,320 00	256 83	None.	None.	None.	None.	134,576 83
*Royal.....	1851.....
Scottish Amicable..	1846.....	None.	None.	None.	16,709 74	176,048 03	None.	None.	59 64	314 37	None.	193,131 78
Scottish Provident..	None.	None.	None.	9,063 62	2,095,515 03	None.	None.	23,352 94	None.	None.	2,127,871 59
Standard.....	1847.....	469,125 89	4,948,927 21	405,200 00	488,815 56	7,958,113 29	299,002 08	None.	20,212 31	125,219 25	None.	14,705,615 59
Star.....	Nov. 6, '68	100,000 00	571,318 63	None.	17,331 45	256,395 60	46,716 85	2,551 97	18,824 79	1,504 32	None.	1,074,643 01
Totals.....	1,054,079 22	8,213,195 93	405,200 00	980,482 61	12,967,386 83	475,920 02	2,671 98	127,574 48	257,620 36	16,735 99	24,560,867 42

* These companies also do fire business. For their Assets and Total Liabilities in Canada see pages lxxviii and lxx.

TABLE showing the Assets in Canada of American Companies doing business of Life Assurance in Canada for the Year 1901.

Companies.	Commenced business in Canada.	Real Estate.	Loans on Collaterals.	Cash Loans and Premium Obligations on Policies in force.	Stocks, Bonds and Debentures.	Cash on hand in Banks or deposited with Government.	Agents' Balances and Bills Receivable.	Interest Rents Due and Accrued.	Outstanding and Deferred Premiums.	Other Assets.	Total.
		\$ cts.	\$ cts.	\$ cts.	\$ cts.	\$ cts.	\$ cts.	\$ cts.	\$ cts.	\$ cts.	\$ cts.
<i>American Companies.</i>											
<i>Ætna Life</i>	1866.....	None.	None.	354,186 27	4,382,066 36	17,105 28	None.	22,958 76	48,209 00	None.	4,824,525 76
<i>Connecticut Mutual</i> ..	Aug. 1, '68	None.	None.	None.	111,500 00	None.	None.	None.	None.	None.	111,500 00
<i>Equitable</i>	Oct. — '68	None.	None.	247,239 37	8,038,637 00	103,372 92	None.	None.	106,411 45	None.	8,495,720 74
<i>Germania</i>	Nov. — '87	None.	None.	5,090 00	128,000 00	None.	None.	279 58	522 37	None.	133,891 95
<i>Metropolitan</i>	" — '72	36,420 72	79,400 00	11,381 82	862,927 04	None.	None.	7,470 90	60,358 70	None.	1,058,459 18
<i>Mutual Life</i>	Sept. 1, '85	None.	None.	331,908 08	5,098,016 30	145,691 09	None.	None.	99,375 64	None.	5,674,991 11
<i>National Life</i>	June 11, '69	None.	None.	None.	None.	110,000 00	None.	None.	98 66	None.	110,098 66
<i>New York</i>	About 1868.	350,000 00	None.	505,904 39	4,880,880 00	135,835 63	0 20	22,833 44	97,046 06	None.	5,992,499 72
<i>North-western</i>	Nov. — '71	None.	None.	32,590 00	139,500 00	None.	None.	None.	914 18	None.	173,004 18
<i>Phoenix Mutual</i>	Oct. — '66	None.	None.	None.	134,947 60	None.	None.	None.	448 56	None.	135,396 16
<i>Provident Savings</i>	Jan. — '89	None.	None.	23,301 77	184,470 46	11,903 16	9,300 08	2,601 56	11,654 39	828 65	244,060 07
<i>Travelers</i>	July 1, '65	None.	664,134 00	90,035 00	891,703 83	None.	None.	23,370 13	41,636 82	None.	1,710,879 78
<i>Union Mutual</i>	Oct. 12, '68	None.	None.	7,126 13	861,705 78	16,971 57	197 72	4,996 74	30,709 95	84 30	921,792 19
<i>United States</i>	Aug. 8, '73	None.	None.	9,059 14	229,925 50	None.	None.	2,261 81	6,949 46	None.	248,195 91
Totals		386,420 72	743,534 00	1,617,821 97	25,944,339 87	540,879 65	9,498 00	87,272 92	504,335 33	912 95	29,885,015 41

1-2 EDWARD VII., A. 1902

TABLE showing the Liabilities in Canada of British and American Companies doing business of Life Insurance in Canada for the Year 1901.

LIABILITIES IN CANADA, 1901.

	Unsettled Claims.	Net Reinsurance Reserve.	Sundry.	Total Liabilities, including Reserve.	^c Excess of Assets over Liabilities. ^d The Reverse.
	\$ cts.	\$ cts.	\$ cts.	\$ cts.	\$ cts.
<i>British Companies.</i>					
British Empire.....	10,273 50	1,715,287 00	3,070 00	1,728,630 50	<i>e</i> 281,173 33
Commercial Union.....	731 20	232,845 65	None.	233,576 85	<i>e</i> 479,614 44
Edinburgh Life.....	None.	110,926 00	None.	110,926 00	<i>e</i> 77,813 31
Life Association of Scotland... .	21,997 33	925,860 45	None.	947,857 78	<i>d</i> 537,542 83
Liverpool & London & Globe . .	1,576 50	100,000 00	None.	101,576 50
London and Lancashire.. . . .	7,442 50	2,220,000 00	4,843 29	2,232,285 79	<i>e</i> 637,245 36
London Assurance	None.	15,689 00	None.	15,689 00
North British.....	6,251 03	522,044 00	831 53	529,126 56
Norwich Union Life.....	None.	864 00	None.	864 00	<i>e</i> 72,584 09
Reliance Mutual	None.	80,866 00	None.	80,866 00	<i>e</i> 53,710 83
Royal	586 50	411,000 00	None.	411,586 50
Scottish Amicable.....	None.	142,790 43	None.	142,790 43	<i>e</i> 50,341 35
Scottish Provident.....	None.	75,876 20	None.	75,876 20	<i>e</i> 2,051,995 39
Standard.....	83,839 00	6,534,024 00	None.	6,617,863 00	<i>e</i> 8,087,752 59
Star.....	None.	179,981 00	None.	179,981 00	<i>e</i> 894,662 01
Totals	132,697 56	13,268,053 73	8,744 82	13,409,496 11	11,091,371 31
<i>American Companies.</i>					
Ætna Life.....	21,465 00	5,317,856 00	9,422 64	5,348,743 64	<i>d</i> 524,217 88
Connecticut Mutual.....	None.	600,000 00	None.	600,000 00	<i>d</i> 488,500 00
Equitable.....	38,929 00	5,241,556 00	36,915 21	5,317,400 21	<i>e</i> 3,178,320 53
Germania...	1,500 00	104,701 00	None.	106,201 00	<i>e</i> 27,690 95
Metropolitan.....	4,158 00	988,694 00	15,015 05	1,007,867 05	<i>e</i> 50,592 13
Mutual Life, of New York	29,739 80	5,391,806 00	27,249 27	5,448,795 07	<i>e</i> 226,196 04
National Life.....	1,267 00	54,609 00	None.	55,876 00	<i>e</i> 54,222 66
New York Life.....	16,005 08	5,997,918 00	1,048 53	6,014,971 61	<i>d</i> 22,471 89
North-western.....	None.	149,720 00	None.	149,720 00	<i>e</i> 23,284 18
Phoenix Mutual	None.	275,000 00	None.	275,000 00	<i>d</i> 139,603 84
Provident Savings.....	1,000 00	199,179 00	31 38	200,210 38	<i>e</i> 43,849 69
Travelers.....	7,135 00	1,429,726 00	97,364 00	1,534,225 00	<i>e</i> 176,654 78
Union Mutual.....	5,727 93	976,518 00	1,779 20	984,025 13	<i>d</i> 62,232 94
United States.....	11,000 00	226,357 00	75 00	237,432 00	<i>e</i> 10,763 91
Totals.....	137,926 81	26,953,640 00	188,900 28	27,280,467 09	<i>e</i> 2,554,548 32

SESSIONAL PAPER No. 8

TABLE showing the Cash Income of Canadian Companies doing Life Insurance and the Cash Income in Canada of British and American Companies in that Branch.

INCOME (CASH), 1901.

	Net Premium Income.	Consideration for Annuities.	Interest and Dividends on Stocks, &c.	Sundry.	Total.
	\$ cts.	\$ cts.	\$ cts.	\$ cts.	\$ cts.
<i>Canadian Companies.</i>					
Canada Life	2,445,276 89	30,974 40	976,214 18	65,151 76	3,517,617 23
Confederation	1,044,254 53	7,064 72	286,369 15	48,685 24	1,386,373 64
Continental	53,192 85	None.	3,771 79	4,265 22	61,229 86
Crown Life	5,435 43	None.	1,338 75	18,912 50	25,686 68
Dominion Life	120,994 61	None.	24,390 83	None.	145,385 44
Excelsior	139,471 51	None.	19,034 45	687 15	159,193 11
Federal	428,205 70	None.	54,868 84	1,730 00	484,804 54
Great West	417,321 21	2,440 00	52,624 72	1,346 43	473,732 36
Home Life	93,197 95	None.	4,725 11	6,451 97	104,375 03
Imperial Life	301,107 25	6,923 00	52,150 70	1,350 94	361,531 89
London Life	271,726 83	None.	50,292 76	None.	322,019 59
Manufacturers' Life	921,921 16	None.	141,189 33	530 09	1,063,640 58
Mutual Life of Canada	998,619 06	23,250 00	252,476 21	3,340 81	1,277,686 08
National Life of Canada	80,057 79	None.	3,431 87	1,825 00	85,314 66
North American	917,433 87	5,501 15	156,235 92	20,225 64	1,099,396 58
Northern Life	75,928 72	None.	8,827 20	None.	84,755 92
Royal Victoria	87,354 65	4,535 00	9,938 72	None.	101,823 37
Subsidiary High Court of Ancient Order of Foresters.	15,116 78	None.	1,585 25	None.	16,702 03
Sun Life of Canada	2,474,837 53	102,349 70	455,893 02	62,399 21	3,095,479 46
Totals	10,891,454 32	183,037 97	2,555,358 80	236,901 96	13,866,753 05
<i>British Companies.</i>					
British Empire	222,781 07	None.	73,113 38	None.	295,894 45
Commercial Union	16,152 56	None.	20,756 86	None.	36,909 42
Edinburgh Life	4,319 10	None.	1,047 94	None.	5,367 04
Life Association of Scotland.	27,946 60	None.	11,175 11	None.	39,121 71
Liverpool & London & Globe.	5,316 77	None.	None.	None.	5,316 77
London and Lancashire	301,634 11	None.	108,355 50	7,350 64	417,340 25
London Assurance	1,108 44	None.	None.	None.	1,108 44
North British	19,631 56	None.	None.	None.	19,631 56
Norwich Union Life	482 55	None.	None.	None.	482 55
Reliance Mutual	4,112 59	None.	None.	None.	4,112 59
Royal	17,525 94	None.	1,920 15	None.	19,446 09
Scottish Amicable	4,183 92	None.	611 07	None.	4,794 95
Scottish Provident	1,277 52	None.	84,672 94	None.	85,950 46
Standard	684,398 02	17,121 29	653,293 84	9,894 75	1,364,768 50
Star	18,671 22	None.	40,314 46	6,211 86	65,297 54
Totals	1,329,542 57	17,121 29	995,261 25	23,557 25	2,365,482 36
<i>American Companies.</i>					
Ætna Life	592,814 29	None.	179,623 62	None.	772,437 91
Connecticut Mutual	25,552 72	None.	4,575 00	None.	30,127 72
Equitable	737,040 11	10,595 75	270,250 69	None.	1,017,886 55
Germania	8,910 29	None.	4,764 17	None.	13,674 46
Metropolitan	637,283 49	2,700 00	27,414 48	3,427 03	670,830 00
Mutual Life of New York	948,924 64	15,373 50	176,744 76	None.	1,141,042 90
National Life	1,016 81	None.	None.	None.	1,016 81
New York Life	1,112,741 39	12,409 10	232,731 66	6,990 62	1,364,872 77
North-western	10,886 89	None.	None.	None.	10,886 89
Phoenix Mutual	14,626 64	None.	4,634 58	None.	19,261 22
Provident Savings	115,277 32	None.	6,545 39	None.	121,822 71
Travelers	216,630 37	None.	65,144 55	653 52	282,428 44
Union Mutual	192,978 39	None.	34,800 45	None.	227,778 84
United States	53,533 48	None.	4,631 59	None.	58,165 07
Totals	4,668,221 83	41,078 35	1,011,860 94	11,071 17	5,732,232 29

1-2 EDWARD VII., A. 1902

TABLE showing the Cash Expenditure of Canadian Companies doing Life Insurance, and Cash Expenditure in Canada of British and American Companies in that Branch.

EXPENDITURE (CASH), 1901.

	Payments to Policy-holders	General Expenses.	Dividends to Stockholders	Total Expenditure.	^e Excess of Income over Expenditure. ^d The Reverse.
	\$ cts.	\$ cts.	\$ cts.	\$ cts.	\$ cts.
<i>Canadian Companies</i>					
Canada Life.....	1,559,942 57	615,689 99	41,118 18	2,216,750 74	e 1,300,866 49
Confederation.....	588,971 93	231,870 91	15,000 00	835,842 84	e 550,530 80
Continental.....	3,133 00	45,889 69	None.	49,022 69	e 12,207 17
Crown Life.....	None.	25,484 80	None.	25,484 80	e 201 88
Dominion Life.....	33,322 97	40,028 74	5,753 81	79,105 52	e 66,279 92
Excelsior.....	23,084 71	53,558 46	2,969 00	79,612 17	e 79,580 94
Federal.....	182,925 67	139,747 41	7,280 00	329,953 08	e 154,851 46
Great West.....	98,370 79	140,555 59	6,000 00	244,926 38	e 228,805 98
Home Life.....	38,421 23	49,253 87	None.	87,675 10	e 16,699 93
Imperial Life.....	45,541 14	123,903 90	None.	169,445 04	e 192,086 85
London Life.....	81,248 46	112,353 15	4,000 00	197,601 61	e 124,417 98
Manufacturers' Life.....	234,892 34	272,163 06	24,570 51	531,625 91	e 532,014 67
Mutual Life of Canada.....	493,532 45	215,676 94	None.	709,209 39	e 568,476 69
National Life.....	11,500 00	53,162 71	None.	64,662 71	e 20,651 95
North American.....	386,688 35	285,906 70	6,000 00	678,595 05	e 420,801 53
Northern Life.....	14,294 25	51,076 65	None.	65,370 90	e 19,385 02
Royal Victoria.....	13,340 89	60,315 06	None.	73,655 95	e 28,172 42
Subsidiary High Court of Ancient Order of Foresters	15,996 87	2,999 99	None.	18,996 86	d 2,294 83
Sun Life of Canada.....	1,065,546 70	742,820 13	15,750 00	1,824,116 83	e 1,271,362 63
Totals.....	4,890,754 32	3,262,457 75	128,441 50	8,281,653 57	e 5,585,099 48
<i>British Companies.</i>					
British Empire.....	127,068 34	35,307 55	162,375 89	e 133,518 56
Commercial Union.....	24,495 28	1,899 93	26,395 21	e 10,514 21
Edinburgh Life.....	58,643 44	438 91	59,082 35	d 53,715 31
Life Association of Scotland.....	118,446 73	1,741 57	120,188 30	d 81,066 59
Liverpool & London & Globe.....	28,523 57	289 45	28,813 02	d 23,496 25
London and Lancashire.....	150,471 29	69,291 64	219,762 93	e 197,577 32
London Assurance.....	None.	2 81	2 81	e 1,105 63
North British.....	69,103 25	4,489 43	73,592 68	d 53,961 12
Norwich Union Life.....	None.	34 46	34 46	e 448 09
Reliance.....	6,995 03	331 83	7,326 86	d 3,214 27
Royal.....	46,456 64	733 79	47,190 43	d 27,744 34
Scottish Amicable.....	11,582 16	97 17	11,679 33	d 6,884 34
Scottish Provident.....	237 01	138 03	375 04	e 85,575 42
Standard.....	321,455 04	140,639 05	462,094 09	e 902,614 41
Star.....	14,969 55	2,595 57	17,565 12	e 47,732 42
Totals.....	978,447 33	258,031 19	1,236,478 52	e 1,129,003 84
<i>American Companies.</i>					
Ætna Life.....	687,165 84	90,236 09	777,401 93	d 4,964 02
Connecticut Mutual.....	85,235 86	183 58	85,419 44	d 55,291 72
Equitable.....	516,623 05	106,072 45	622,695 50	e 395,191 05
Germany.....	14,278 71	54 29	14,333 00	d 658 54
Metropolitan.....	156,798 41	343,674 01	500,472 42	e 170,357 58
Mutual Life.....	540,133 79	174,608 01	714,741 80	e 426,301 10
National Life.....	17,528 60	60 67	17,589 27	d 16,572 46
New York Life.....	718,662 18	213,555 08	932,217 26	e 432,655 51
North-western.....	27,067 07	5 53	27,072 60	d 16,185 71
Phoenix Mutual.....	35,788 57	None.	35,788 57	d 16,527 35
Provident Savings.....	46,476 82	31,831 12	78,307 94	e 43,514 77
Travelers.....	124,084 42	40,014 67	164,099 09	e 118,329 35
Union Mutual.....	133,019 62	50,866 28	183,885 90	e 43,892 94
United States.....	21,060 87	14,209 55	35,270 42	e 22,894 65
Totals.....	3,123,923 81	1,065,371 33	4,189,295 14	e 1,542,937 15

SESSIONAL PAPER No. 8

PAYMENTS TO POLICY-HOLDERS, 1901.

Companies.	Death Claims.	Matured Endowments	Paid to Annuitants.	Paid for Surrendered Policies.	Dividends paid Policy-holders.	Total paid to Policy-holders.	Net Premium Income (including consideration for Annuities).
	\$ cts.	\$ cts.	\$ cts.	\$ cts.	\$ cts.	\$ cts.	\$ cts.
<i>Canadian Companies.</i>							
Canada Life.....	1,163,008 03	205,016 85	16,124 18	102,906 78	72,796 73	1,550,942 57	2,476,251 29
Confederation.....	279,061 62	174,113 00	17,219 73	47,333 69	71,243 89	588,971 93	1,051,319 25
Continental.....	3,000 00	None.	None.	133 00	None.	3,133 00	53,192 85
Crown Life.....	None.	None.	None.	None.	None.	None.	5,435 43
Dominion Life.....	31,261 00	None.	833 48	175 24	1,053 25	33,322 97	120,994 61
Excelsior.....	15,251 28	914 34	300 00	2,211 28	4,407 81	23,084 71	139,471 51
Federal.....	129,164 25	2,000 00	2,145 67	18,977 05	30,638 70	182,925 67	428,205 70
Great West.....	89,265 75	None.	1,874 99	6,757 36	472 69	98,370 79	419,761 21
Home Life.....	13,003 00	None.	None.	25,418 23	None.	38,421 23	93,197 95
Imperial Life.....	36,485 58	None.	6,705 41	2,350 15	None.	45,541 14	308,030 25
London Life.....	59,898 32	13,209 05	None.	3,323 05	4,818 04	81,248 46	271,726 83
Manufacturers Life....	169,622 49	30,764 00	1,332 80	22,983 19	10,189 86	234,892 34	921,921 16
Mutual Life of Canada	183,510 50	163,480 00	6,763 07	52,523 37	82,255 51	493,532 45	1,021,869 06
National Life.....	11,500 00	None.	None.	None.	None.	11,500 00	80,057 79
North American ..	197,603 23	57,649 00	8,634 24	61,945 20	60,856 68	386,688 35	922,935 02
Northern Life.....	14,154 25	None.	None.	140 00	None.	14,294 25	75,928 72
Royal Victoria.....	9,500 00	None.	3,668 14	172 75	None.	13,340 89	91,889 65
Subsidiary High Court of Ancient Order of Foresters.....	9,451 00	None.	None.	6,545 87	None.	15,996 87	15,116 78
Sun Life of Canada ...	626,628 50	178,906 61	44,499 07	140,903 72	74,608 80	1,065,546 70	2,577,187 23
Totals.....	3,046,458 80	826,052 85	110,100 78	494,799 93	413,341 96	4,890,754 32	11,074,492 29
<i>British Companies.</i>							
British Empire	77,533 32	35,195 50	4,712 30	8,126 79	1,500 43	127,068 34	222,781 07
Commercial Union....	24,034 08	650 43	None.	343 11	119 09	24,495 28	16,152 56
Edinburgh Life.....	57,993 01	None.	None.	None.	None.	58,643 44	4,319 10
Life Association of Scotland	94,725 14	7,011 28	None.	12,024 50	4,685 81	118,446 73	27,946 60
Liverpool and London and Globe.....	24,273 81	137 00	1,165 36	2,947 40	None.	28,523 57	5,316 77
London and Lancashire	97,798 76	36,893 25	None.	9,908 57	5,870 71	150,471 29	301,634 11
London Assurance....	None.	None.	None.	None.	None.	None.	1,108 44
North British.....	61,227 73	2,630 07	1,123 82	851 66	3,269 97	69,103 25	19,631 56
Norwich Union Life..	None.	None.	None.	None.	None.	None.	482 55
Reliance Mutual	6,940 68	None.	54 35	None.	None.	6,995 03	4,112 59
Royal.....	45,468 39	None.	263 53	724 72	None.	46,456 64	17,525 94
Scottish Amicable....	10,043 99	None.	None.	1,538 17	None.	11,582 16	4,183 92
Scottish Provident ...	None.	None.	None.	237 01	None.	237 01	1,277 52
Standard.....	196,570 48	79,456 35	9,063 06	36,365 15	*	321,455 04	701,519 91
Star.....	12,370 58	973 33	116 18	1,509 46	None.	14,969 55	18,671 22
Totals.....	708,978 97	162,947 21	16,498 60	74,576 54	15,446 01	978,447 33	1,346,663 86
<i>American Companies.</i>							
Aetna Life.....	250,355 01	333,209 00	None.	9,851 24	93,750 59	687,165 84	592,814 29
Connecticut Mutual...	60,300 00	7,838 00	None.	5,752 00	11,345 86	85,235 86	25,552 72
Equitable.....	302,184 74	75,599 61	4,859 72	65,056 33	68,922 65	516,623 05	747,635 86
Germania.....	13,664 37	None.	None.	590 00	24 34	14,278 71	8,910 29
Metropolitan.....	147,355 27	50 00	None.	4,559 50	4,833 64	156,798 41	639,988 49
Mutual Life.....	301,698 75	182,766 44	18,119 38	20,203 17	17,346 05	540,133 79	964,298 14
National Life.....	17,028 60	500 00	None.	None.	None.	17,528 60	1,016 81
New York Life.....	317,991 19	160,760 23	9,830 31	108,125 37	115,955 08	718,662 18	1,125,150 49
North-western.....	20,176 00	1,000 00	None.	3,018 33	2,872 74	27,067 07	10,886 89
Phoenix Mutual.....	28,424 00	2,658 00	None.	1,845 00	2,861 57	35,783 57	14,626 64
Provident Savings....	41,000 00	None.	None.	4,322 62	1,154 20	46,476 82	115,277 32
Travelers.....	65,108 00	42,745 00	2,382 72	13,848 70	None.	124,084 42	216,630 37
Union Mutual.....	92,648 60	26,093 61	None.	7,310 38	6,967 03	133,019 62	192,978 39
United States.....	17,500 00	1,000 00	20 00	1,909 87	631 00	21,060 87	53,533 48
Totals.....	1,675,434 53	840,219 89	35,212 13	246,392 51	326,664 75	3,123,923 81	4,709,300 18

* Bonus additions to the amount of \$524,715 were added to Canadian policies during the year.

AMOUNT of Life Insurance terminated in Canada in Natural Course or by Surrender and Lapse during the Year 1901.

	Amount Terminated by				Total Surrender and Lapse.
	Death.	Maturity and Expiry.	Surrender.	Lapse.	
<i>Canadian Companies.</i>	\$	\$	\$	\$	\$
Canada Life.....	1,199,858	220,356	442,473	1,185,575	1,628,048
Confederation.....	251,759	316,119	236,456	849,000	1,085,456
Continental.....	3,000	None.	9,000	560,255	559,255
Crown Life.....	None.	None.	None.	None.	None.
Dominion Life.....	31,961	29,000	9,087	228,750	237,837
Excelsior.....	17,627	2,000	48,100	489,580	537,680
Federal.....	128,045	59,500	93,005	1,086,292	1,179,297
Great West.....	86,966	None.	145,645	865,750	1,011,395
Home Life.....	27,000	None.	1,000	383,366	384,366
Imperial Life.....	69,680	None.	59,086	578,816	637,902
London Life.....	63,519	13,220	17,210	1,072,831	1,090,041
Manufacturers.....	192,476	30,764	159,771	1,600,914	1,760,685
Mutual Life of Canada.....	207,471	219,605	217,062	1,073,650	1,290,712
National Life.....	18,500	None.	None.	448,000	448,000
North American.....	212,322	80,399	429,124	1,350,979	1,780,103
Northern Life.....	16,235	None.	2,000	480,373	482,373
Royal Victoria.....	20,000	None.	2,000	358,250	360,250
Subsidiary High Court of Ancient Order of Foresters.....	13,451	None.	12,507	112,003	124,510
Sun Life of Canada.....	338,178	254,237	649,075	1,455,780	2,104,855
Totals for 1901.....	2,898,048	1,225,200	2,532,601	14,170,164	16,702,765
" 1900.....	2,601,371	1,145,133	2,966,171	13,130,804	16,096,975
Increase (i); decrease (d).....	i 296,677	i 80,067	d 433,570	i 1,039,360	i 605,790
<i>British Companies.</i>					
British Empire.....	68,565	35,179	80,456	228,836	309,292
Commercial Union.....	24,612	None.	6,000	10,000	16,000
Edinburgh Life.....	57,993	650	None.	None.	None.
Life Association of Scotland.....	82,373	11,193	6,156	6,814	12,970
Liverpool and London and Globe.....	25,850	137	5,000	None.	5,000
London and Lancashire.....	90,314	34,799	130,812	553,478	684,290
London Assurance.....	None.	None.	None.	None.	None.
North British.....	61,102	2,630	18,944	21,703	40,647
Norwich Union Life.....	None.	None.	None.	None.	None.
Reliance Mutual.....	6,812	None.	None.	None.	None.
Royal.....	36,884	None.	1,170	None.	1,170
Scottish Amicable.....	2,686	None.	538	None.	538
Scottish Provident.....	None.	None.	589	None.	589
Standard.....	236,685	152,862	165,560.	648,716	814,276
Star.....	6,964	973	26,015	58,450	84,465
Totals for 1901.....	700,840	238,423	441,240	1,527,997	1,969,237
" 1900.....	665,776	270,905	454,217	1,058,515	1,512,732
Increase (i); decrease (d).....	i 35,064	d 32,482	d 12,977	i 469,482	i 456,505
<i>American Companies.</i>					
Ætna Life.....	264,386	337,827	63,136	240,877	304,013
Connecticut Mutual.....	60,300	22,428	None.	None.	None.
Equitable.....	320,630	88,620	397,489	740,162	1,137,651
Germania.....	12,164	1,500	2,000	None.	2,000
Metropolitan.....	147,355	None.	164,645	8,083,704	8,248,349
Mutual Life.....	295,440	166,408	300,904	1,462,000	1,762,904
National Life.....	11,427	767	None.	None.	None.
New York Life.....	354,366	337,330	383,916	1,511,877	1,895,793
North-western.....	20,176	1,000	9,000	None.	9,000
Phoenix Mutual.....	28,424	2,658	4,500	None.	4,500
Provident Savings.....	31,000	498,500	42,000	116,082	158,082
Travelers.....	119,418	65,169	93,761	201,282	295,043
Union Mutual.....	91,200	104,681	45,625	374,191	419,816
United States.....	27,500	53,000	11,500	134,500	146,000
Totals for 1901.....	1,783,786	1,679,888	1,518,476	12,864,675	14,383,151
" 1900.....	1,638,278	1,631,369	1,449,942	10,792,267	12,242,209
Increase (i); decrease (d).....	i 145,508	i 48,519	i 68,534	i 2,072,408	i 2,140,942

ASSESSMENT SYSTEM.
 ABSTRACT of Life Insurance in Canada (Assessment Plan) for the Year 1901.

Companies.	Total Amount Paid by Members.	Number of Certificates reported as Taken.	Amount of Certificates New and Taken up.	Number of Certificates in Force at date.	Net Amount in Force.	Number of Certificates become Claims.	Net Amount become Claims.	Claims Paid.	UNSETTLED CLAIMS.		Date of Return.
									Not Resisted	Resisted	
CANADIAN COMPANIES.											
Catholic Mutual Benefit Association.....	\$ 234,618	1,700	\$ 1,978,000	15,975	\$ 22,357,000	145	\$ 225,000	\$ 217,033	\$ 24,250	None.	Dec. 31, 1901.
Commercial Travellers' Mutual Benefit Society.....	37,546	89	89,000	2,391	2,391,000	38	38,000	35,900	7,000	None.	"
Independent Order of Foresters (Canadian business).....	1,005,483	6,960	5,968,500	74,040	83,398,500	635	628,872	629,725	127,237	1,025	"
Woodmen of the World.....	80,086	1,483	1,421,500	7,112	8,486,000	37	55,500	49,572	8,300	3,000	"
Totals for 1901.....	1,357,733	10,232	9,457,000	99,518	116,542,500	875	947,372	392,230	166,787	4,025	
Totals for 1900.....	1,281,040	12,442	11,608,500	94,830	112,738,500	685	884,000	911,301	142,370	4,000	
AMERICAN COMPANIES.											
Mutual Reserve Fund.....	355,879	289	663,699	5,478	10,593,499	133	301,750	292,322	76,900	7,000	Dec. 31, 1901.
Totals for 1900.....	438,329	665	1,301,300	7,879	15,295,500	122	262,000	230,450	94,300	None.	

RECAPITULATION.

Canadian companies.....	1,357,733	10,232	9,457,000	99,518	116,542,500	875	947,372	392,230	166,787	4,025	
American companies.....	355,879	289	663,699	5,478	10,593,499	133	301,750	292,327	76,900	7,000	
Totals for 1901.....	1,713,612	10,521	10,120,699	104,996	127,135,999	1,008	1,249,122	1,224,552	243,687	11,025	
Totals for 1900.....	1,719,369	13,107	12,969,800	102,709	128,634,000	807	1,146,000	1,141,751	236,670	4,000	
Increase (i); decrease (d).....	d 5,757	d 2,586	d 2,789,101	i 2,287	d 898,001	i 201	i 103,122	i 82,801	i 7,017	i 7,025	

ASSESSMENT SYSTEM.

SUPREME COURT—INDEPENDENT ORDER OF FORESTERS, 1901.

Life and Endowment Department.

	Total Amount Paid by Members.	Number of Certificates reported as Taken.	Amount of Certificates New and Taken up.	Number of Certificates in Force at date.	Net Amount in Force.	Net Amount become Claims.	Claims Paid.	Unsettled Claims, including Disability.	
								Not Resisted.	Resisted.
In Canada.....	\$ 1,005,483	6,960	5,968,500	74,040	\$ 83,308,500	628,872	\$ 629,725	\$ 127,237	\$ 1,025
In other countries	1,628,565	21,806	17,902,500	118,046	133,719,000	934,076	908,267	122,243	8,667
Totals.....	2,634,048	28,826	23,871,000	192,086	217,027,500	1,562,948	1,537,992	249,480	9,692

Sick Relief Department.

In Canada.....	152,552	3,391	26,150	137,381	8,643	None.
In other countries	65,660	1,894	10,652	53,402	3,810	None.
Totals.....	218,212	5,285	36,802	190,783	12,453	None.

SESSIONAL PAPER No. 8

ASSESSMENT SYSTEM

AMOUNTS of Life Insurance terminated in Natural Course or by Surrender and Lapse among Assessment Life Companies in Canada, during the Year 1901.

Companies.	Amount terminated by		Total Terminated.
	Death.	Surrender, Expiry or Lapse.	
<i>Canadian Companies.</i>	\$	\$	\$
Catholic Mutual Benefit Association.....	225,000	213,500	438,500
Commercial Travellers' Mutual Benefit Society	38,000	313,000	351,000
Independent Order of Foresters (Canadian business).....	573,946	3,757,054	4,331,000
Woodmen of the World.....	55,500	488,500	544,000
Totals for 1901	892,446	4,772,054	5,664,500
Totals for 1900	884,000	5,746,000	6,630,000
<i>American Companies.</i>			
Mutual Reserve Fund, 1901.....	301,750	5,050,250	5,352,000
Totals for 1900	262,000	5,655,427	5,917,427

RECAPITULATION.

Canadian Companies	892,446	4,772,054	5,664,500
American "	301,750	5,050,250	5,352,000
Totals for 1901	1,194,196	9,822,304	11,016,500
Totals for 1900	1,146,000	11,401,427	12,547,427

TABLE showing the Total Assets, and their nature, of Canadian Companies doing business of Life Insurance upon the Assessment Plan, and the Assets in Canada of American Companies doing business of Assessment Life Insurance in Canada.

CANADIAN COMPANIES—ASSETS, 1901.											
Companies.	Commenced business in Canada.	Real Estate.	Loans on Real Estate.	Cash Loans and Pre-emption Obligations on Policies in Force.	Stocks, Bonds and Debentures.	Cash on hand and in Banks.	Agents' Balances and Bills Receivable.	Interest and Rents Due and Accrued.	Due from Members.	Other Assets.	Total Assets
		\$ cts.	\$ cts.	\$ cts.	\$ cts.	\$ cts.	\$ cts.	\$ cts.	\$ cts.	\$ cts.	\$ cts.
Catholic Mutual	Feb. 10, 1880	None.	None.	None.	None.	125,105 38	None.	None.	29,917 87	575 00	155,658 25
Commercial Travellers.	July —, 1881	None.	14,200 00	None.	17,537 44	6,041 34	None.	278 12	None.	360 00	38,416 90
Independent Order of Foresters	" 1, 1881	None.	2,762,542 93	None.	1,297,104 80	332,435 47	None.	76,223 32	None.	117,207 98	5,282,227 75
Woodmen of the World	" —, 1893	696,713 25	None.	None.	31,774 72	24,105 39	None.	224 01	9,194 44	300 00	65,598 56
Totals		696,713 25	2,776,742 93	None.	1,346,416 96	487,747 58	None.	76,725 45	39,112 31	118,442 98	5,541,901 46
AMERICAN COMPANIES—ASSETS, 1901.											
Mutual Reserve Fund.	April, 1884	None.	None.	58,104 46	262,260 70	29,994 58	None.	1,069 48	26,719 53	None.	376,679 19

SESSIONAL PAPER No. 8

ASSESSMENT LIFE COMPANIES.

CANADIAN COMPANIES—LIABILITIES, 1901.

Companies.	Claims Unsettled.	Due on Account of General Expenses.	Other Liabilities.	Total Liabilities (not including reserve).
	\$ cts.	\$ cts.	\$ cts.	\$ cts.
Catholic Mutual..	24,250 00	5,050 48	None.	29,300 48
Commercial Travellers...	7,000 00	189 58	259 00	7,448 58
Independent Order of Foresters.....	271,624 28	2,516 98	67,999 76	342,141 02
Woodmen of the World..	11,300 00	160 05	5,295 78	16,755 83
Totals.....	314,174 28	7,917 09	73,554 54	395,645 91

AMERICAN COMPANIES—LIABILITIES IN CANADA, 1901.

(EXCLUDING RESERVE.)

*Mutual Reserve Fund.....	83,900 00	None.	1,200 00	85,100 00
---------------------------	-----------	-------	----------	-----------

* In addition to this amount the Company returns a reserve liability of \$132,619.

1-2 EDWARD VII., A. 1902

ASSESSMENT LIFE COMPANIES.

INCOME, 1901.

	Assessments	Fees and Dues.	Interest.	Other Receipts.	Total Income.
<i>Canadian Companies.</i>					
	\$ cts.	\$ cts.	\$ cts.	\$ cts.	\$ cts.
Catholic Mutual.....	216,692 71	17,925 31	3,496 77	617 56	238,732 35
Commercial Travellers.....	33,507 50	4,036 00	1,606 25	None.	39,149 75
Independent Order of Foresters.....	2,612,717 97	239,541 59	143,978 09	6,247 90	3,002,485 55
Woodmen of the World.....	65,800 93	14,284 92	1,146 80	833 37	82,066 02
Totals.....	2,928,719 11	275,787 82	150,227 91	7,698 83	3,362,433 67
<i>American Companies.</i>					
Mutual Reserve Fund.....	355,878 33	13,648 55	None.	369,527 08

EXPENDITURE, 1901.

	Paid to Members.	General. Expenses.	Total Expenditure.	^e Excess of Income over Expenditure. ^d The reverse.
<i>Canadian Companies.</i>				
	\$ cts.	\$ cts.	\$ cts.	\$ cts.
Catholic Mutual.....	217,033 34	20,582 59	237,615 93	^e 1,116 42
Commercial Travellers.....	35,900 00	4,087 73	39,987 73	^d 837 98
* Independent Order of Foresters.....	1,728,775 43	627,753 68	2,356,529 11	^e 645,956 44
Woodmen of the World.....	49,572 48	16,674 52	66,247 00	^c 15,819 02
Totals.....	2,031,281 25	669,098 52	2,700,379 77	^e 662,053 90
<i>American Companies.</i>				
Mutual Reserve Fund.....	333,143 34	52,389 07	385,532 41	^d 16,005 33

*Including the sick and funeral department.

SESSIONAL PAPER No. 8

TABLE showing Total Assets, and their Nature, of Canadian Companies doing business of Accident, Guarantee, Plate Glass, Burglary Guarantee or Steam Boiler Insurance.

CANADIAN COMPANIES—ASSETS, 1901.

Companies.	Real Estate.	Loans on Real Estate.	Stocks, Bonds and Debentures.	Loans on Collaterals.	Agents' Balances and Bills Receivable.	Cash on hand and in Banks.	Interest due and accrued.	Outstanding and Deferred Premiums.	Other Assets.	Total Assets.	Nature of Business.
	\$ cts.	\$ cts.	\$ cts.	\$ cts.	\$ cts.	\$ cts.	\$ cts.	\$ cts.	\$ cts.	\$ cts.	
Boiler Inspection	None.	10,600 00	85,272 49	23,500 00	None.	10,941 32	2,171 22	7,701 30	1,065 85	141,252 18	Steam Boiler, &c.
Canada Accident	None.	None.	77,547 89	None.	172 08	18,796 54	254 46	1,927 91	1,053 36	99,452 24	Accident, Plate Glass and Sickness.
Canadian Ry. Accident	None.	5,000 00	35,431 16	None.	1,595 01	15,346 89	1,162 92	23,263 23	2,491 89	84,791 10	Accident and Sickness.
Dominion Burglary Guarantee Co.	None.	None.	28,980 00	None.	None.	26,419 58	125 00	1,316 35	26,613 69	83,454 62	Burglary Guarantee.
Dominion of Canada Guarantee and Accident Plate Glass	None.	10,518 66	103,492 35	None.	46 01	14,376 63	1,785 95	21,036 18	2,457 30	153,713 08	Guarantee, Accident and Sickness, Plate Glass.
Guarantee Co. of N. A.	64,350 00	1,000 00	16,347 00	None.	None.	2,828 52	None.	1,491 95	6,793 38	27,496 85	Plate Glass.
Ontario Accident	None.	None.	862,652 67	None.	2,386 31	148,898 06	8,369 26	7,990 38	3,358 80	1,096,619 17	Guarantee.
Totals	64,350 00	27,118 66	1,254,047 71	23,560 00	4,199 41	245,588 55	14,113 58	83,352 71	44,334 27	1,760,604 89	

TABLE showing the Total Liabilities of Canadian Companies doing business of Accident, Guarantee, Plate Glass, Burglary Guarantee, or Steam Boiler Insurance.

CANADIAN COMPANIES—LIABILITIES, 1901.

Companies.	Unsettled Losses.	* Reserve of Unearned Premiums.	Sundry.	Total Liability, not including Capital Stock.	Excess of Assets over Liabilities.	Capital Stock paid up or in course of Collection.	Nature of Business.
	\$ cts.	\$ cts.	\$ cts.	\$ cts.	\$ cts.	\$ cts.	
Boiler Inspection	None.	46,897 00	3,763 75	50,630 75	90,621 43	75,075 00	Steam Boiler, &c.
Canada Accident.	3,081 43	27,257 38	684 31	31,023 62	68,428 62	43,320 00	Accident, Plate Glass and Sickness.
Canadian Railway Accident.	4,729 43	50,323 40	None.	55,052 83	29,738 27	38,040 00	Accident and Sickness.
Dominion Burglary Guarantee.....	726 46	8,813 56	6,848 76	16,388 78	67,065 84	60,000 00	Burglary Guarantee.
Dominion of Canada G'tee and Accident....	9,270 14	58,813 65	500 00	68,583 79	85,129 29	106,830 00	Guarantee, Accident and Sickness.
Dominion Plate Glass.....	None.	22,117 82	None.	22,117 82	5,343 03	10,000 00	Plate Glass.
Guarantee Co. of N. A.	49,927 91	104,285 34	11,599 68	165,812 93	930,806 24	304,600 00	Guarantee.
Ontario Accident.....	6,232 00	41,625 89	777 17	48,635 06	25,226 59	43,000 00	Accident and Sickness.
Totals.....	73,967 87	360,104 04	24,173 67	458,245 58	1,302,359 31	680,865 00	

* The amounts in this column give the *pro rata* of gross premiums for the unexpired terms of all policies of the several companies in force at December 31, 1901, as provided in the statutes in that behalf. Upon the assumption that adequate premiums have been collected these amounts may be regarded as considerably in excess of the sums which would ordinarily be required to pay the losses to accrue under outstanding risks, a fact which may properly be taken into account in the case of individual companies in considering questions of actual or probable surplus as distinguished from *legal* surplus, declaring dividends, impairment of capital and other cognate subjects.

SESSIONAL PAPER No. 8

TABLE showing the Income and Expenditure of Canadian Companies doing business of Accident, Guarantee, Plate Glass, Burglary Guarantee or Steam Boiler Insurance.

INCOME, 1901.

Companies.	Net Cash for Premiums.	Interest and Dividends on Stock, &c.	Sundry.	Total Cash Income.	Received on Account of Capital not included in Income.
	\$ cts.	\$ cts.	\$ cts.	\$ cts.	\$ cts.
Boiler Inspection.....	40,416 09	5,405 85	1,376 98	47,198 92	None.
Canada Accident.....	43,871 93	4,081 23	None.	47,953 16	None.
Canadian Railway Accident.....	99,235 93	1,645 81	None.	100,881 74	740 00
Dominion Burglary.....	17,917 65	1,764 46	None.	19,682 11	None.
Dom. of Canada Guarantee & Accident.	122,814 35	2,279 02	None.	125,093 37	None.
Dominion Plate Glass.....	17,118 72	1,107 48	None.	18,226 20	None.
Guarantee	180,403 83	40,929 26	1,842 00	223,175 09	None.
Ontario Accident.....	98,266 42	1,663 93	None.	99,930 35	None.
Totals	620,044 92	58,877 04	3,218 98	682,140 94	740 00

EXPENDITURE, 1901.

Companies.	Paid for Losses.	General Expenses.	Dividends or Bonus to Stockholders.	Total Cash Expenditure	Nature of Business.
	\$ cts.	\$ cts.	\$ cts.	\$ cts.	
Boiler Inspection.....	1,194 87	31,797 19	7,507 50	40,499 56	Steam boilers, &c.
Canada Accident.....	15,715 83	21,368 12	5,371 36	42,455 31	Accident, Sickness & Plate Glass.
Canadian Railway Accident...	42,849 80	45,457 85	2,252 40	90,560 05	Accident & Sickness.
Dominion Burglary.....	2,871 63	10,313 11	4,800 00	17,984 74	Burglary Guarantee.
Dom. of Canada G'ntee & Acc't	49,386 45	55,575 03	None.	104,961 48	Guarantee, Accident and Sickness.
Dominion Plate Glass.....	6,551 28	8,251 98	1,875 00	16,678 26	Plate Glass.
Guarantee.....	40,086 23	101,268 95	24,368 00	165,723 18	Guarantee.
Ontario Accident.....	51,764 64	48,106 63	1,709 20	101,580 47	Accident & Sickness.
Totals.....	210,420 73	322,138 86	47,883 46	580,443 05	

ABSTRACT of Guarantee Business in Canada for the Year 1901.

	Premiums of the Year.	Number of Policies, New and Renewed.	Amount of Policies, New and Renewed.	Number of Policies in force in Canada at date.	Net amount in force at date.	Losses incurred during the Year.	Claims paid.	Unsettled Claims.	
								Not Resisted	Resisted
	\$		\$		\$	\$	\$	\$	\$
American Surety.....	8,912	1,483	2,541,423	1,249	2,150,425	502	102	500	None.
Dominion of Canada Guarantee & Accident.	15,774	1,096	3,880,310	910	2,672,360	3,140	3,140	None.	None.
Employers' Liability ...	23,874	3,362	4,763,927	3,152	4,479,027	1,740	13,322	2,436	None.
Guarantee.....	26,894	7,703,269	6,900,948	7,927	7,350	577	None.
London Guarantee and Accident.....	40,851	2,503	8,060,209	2,421	7,675,609	1,625	2,861	236	None.
Totals.....	116,305	26,949,138	23,878,369	14,934	26,775	3,749	None.

ABSTRACT of Accident Business in Canada for the Year 1901.

Canada Accident	28,591	2,931	8,170,200	1,889	6,637,636	8,074	9,383	2,442	None.
Canadian Railway	99,236	9,623	14,663,215	8,493	12,921,749	40,255	39,883	3,889	840
Dominion of Canada Guarantee & Accident.	107,040	12,145	21,907,330	11,518	20,648,408	33,451	31,595	5,453	720
London Guarantee and Accident	67,033	5,823	13,770,841	5,762	13,577,841	34,154	41,184	4,000	None.
Employers' Liability ...	107,851	1,668	9,727,000	1,614	9,408,000	48,455	48,097	20,673	None.
Ocean Accident and Guarantee.....	196,974	8,172	28,791,450	7,796	27,653,700	140,411	125,502	42,614	7,000
Ontario Accident	98,266	4,511	11,382,233	4,391	9,757,150	48,117	44,630	5,932	None.
Sun	187	None.	None.	31	9,000	103	103	None.	None.
Travelers.....	70,812	4,672	13,315,178	3,993	11,268,334	62,247	55,683	10,064	None.
Totals.....	775,990	49,545	121,727,447	45,487	111,881,818	415,267	396,060	95,067	8,560

ABSTRACT of Plate Glass Insurance in Canada for the Year 1901.

Canada Accident.....	11,389	884	1,984	5,462	5,574	488	None.
Dominion Plate Glass...	17,119	1,682	3,045	6,551	6,551	None.	None.
Lloyds Plate Glass.....	41,216	3,056	7,158	20,431	20,431	None.	None.
New York Plate Glass ..	5,262	96,182	605	128,105	2,509	2,689	10	None.
Totals	74,986	12,792	34,953	35,245	498	None

SESSIONAL PAPER No. 8

ABSTRACT of Accident and Guarantee Business done by Canadian Companies which do Business outside of the Dominion of Canada for 1901.

THE GUARANTEE COMPANY OF NORTH AMERICA.

	Premiums of the Year.	Number of Policies New and Renewed.	Amount of Policies, New and Renewed.	Number of Policies in force at date.	Net amount in force at date.	Losses incurred during the Year.	Claims paid.	Unsettled Claims.	
								Not resisted.	Resisted.
	\$		\$		\$	\$	\$	\$	\$
In Canada.....	26,894		7,703,269		6,900,948	7,927	7,350	577	None.
In other Countries.....	153,510		58,330,786		45,241,729	17,599	32,736	10,162	39,189
Totals.....	180,404		66,034,055		52,142,677	25,526	40,086	10,739	39,189

ABSTRACT of Sickness Insurance in Canada for the year 1901.

*Ancient Order Foresters Canada Accident.....	103,861					83,497	83,497	None.	None.
Canadian Railway.....	3,892	877		877		378	759	152	None.
Dominion of Canada Guarantee and Accident.....						15,308	14,652	3,097	None.
London Guarantee and Accident.....						2,731	3,011	60	None.
Ontario Accident.....						6,835	7,135	300	None.
*Independent Order of Foresters.....	152,552	3,391		26,150		134,101	137,409	1,643	None.
Ocean Accident and Guarantee.....						9,018	11,141	1,725	None.
Employers' Liability.....	3,151	705	510,888	701	508,313	811	730	81	None.
Totals.....	263,456					255,646	261,301	7,058	None.

ABSTRACT of Burglary Guarantee Business in Canada for the year 1901.

Dominion Burglary Guarantee Company.....	17,918	1,715	2,459,652	1,592	2,324,045	3,573	2,872	None.	None.
--	--------	-------	-----------	-------	-----------	-------	-------	-------	-------

ABSTRACT of Steam Boiler Insurance in Canada for the year 1901.

Boiler Inspection and Insurance Company.....	40,416	787	2,702,475	1,301	5,021,775	1,195	1,195	None.	None.
--	--------	-----	-----------	-------	-----------	-------	-------	-------	-------

ABSTRACT of Inland Transit Insurance in Canada for the year 1901.

British and Foreign Marine.....	8,682	2,042	38,102,757	None.	None.	1,150	None.	1,150	None.
Marine Insurance Co.	10,424		28,087,165	None.	None.	2,500	2,500	None.	None.
Ocean Marine.....	None.	None.	None.	None.	None.	None.	None.	None.	None.
Totals.....	19,106		66,189,922	None.	None.	3,650	2,500	1,150	None.

* Including Funeral Benefits.

ABSTRACT of Guarantee, Accident, Sickness and Plate Glass business done by Companies which combine more than one class of business.

THE CANADA ACCIDENT ASSURANCE COMPANY.

Nature of Business.	Net Cash received for Premiums.	Number of Policies new and renewed.	Amount of Policies new and renewed.	Number of Policies in force at date.	Net Amount in force at date.	Losses incurred during the Year.	Claims Paid.		UNSETTLED CLAIMS.		Remarks.
							Not Registered	Registered.	Not Registered	Registered.	
Accident	28,591	2,931	\$ 8,170,200	1,889	\$ 6,637,636	8,074	\$ 9,383	\$ 2,442	\$ None.	} Total business, Dec. 31, 1901.	
Sickness	3,892	877	877	378	759	152	None.		
Plate Glass	11,389	884	1,984	5,462	5,574	488	None.		
Totals	43,872	4,692	8,170,200	4,750	6,637,636	13,914	15,716	3,082	None.		

THE CANADIAN RAILWAY ACCIDENT INSURANCE COMPANY.

Accident	99,236	9,623	14,663,215	8,493	12,921,749	{ 40,255	39,883	3,889	840	} Total business, Dec. 31, 1901.
Sickness	2,967	2,967	None.	None.	
Totals	99,236	9,623	14,663,215	8,493	12,921,749	43,222	42,850	3,889	840	

THE DOMINION OF CANADA GUARANTEE AND ACCIDENT INSURANCE COMPANY.

Guarantee	15,774	1,096	3,880,310	910	2,672,360	3,140	3,140	None.	None.	} Total business, Dec. 31, 1901.
Accident	107,040	12,145	21,907,330	11,518	20,648,408	{ 33,451	31,595	5,553	720	
Sickness	15,368	14,652	3,097	None.	
Totals	122,814	13,241	25,787,640	12,428	23,320,768	51,899	49,387	8,650	720	

THE EMPLOYERS' LIABILITY ASSURANCE CORPORATION.

Guarantee	23,874	3,362	4,763,927	3,152	4,479,027	1,740	13,322	2,436	None.	} In Canada, Dec. 31, 1901.
Accident	107,851	1,668	9,727,000	1,614	9,408,000	48,455	48,097	20,673	None.	
Sickness	3,151	705	510,888	701	508,313	811	730	81	None.	
Totals	134,876	5,735	15,001,815	5,467	14,395,340	51,006	62,149	23,190	None.	

THE LONDON GUARANTEE AND ACCIDENT COMPANY.

Guarantee.....	40,851	2,508	8,060,209	2,421	7,675,609	{	1,625	2,861	236	} In Canada, Dec. 31, 1901.
Accident.....	67,033	5,823	13,770,841	5,762	13,577,841	{	34,154	41,181	4,000	
Sickness						{	2,731	3,011	60	
Total	107,884	8,326	21,831,050	8,183	21,253,450		38,510	47,056	4,296	None.

THE OCEAN ACCIDENT AND GUARANTEE CORPORATION.

Accident.....	196,974	8,172	28,791,450	7,796	27,653,700	{	140,411	125,502	42,614	} In Canada, Dec. 31, 1901.
Sickness						{	9,018	11,141	1,725	
Total	196,974	8,172	28,791,450	7,796	27,653,700		149,429	136,643	44,339	

THE ONTARIO ACCIDENT INSURANCE COMPANY.

Accident.....	98,266	4,511	11,382,233	4,391	9,757,150	{	48,117	44,630	5,932	} Total business, Dec. 31, 1901.
Sickness						{	6,835	7,135	300	
Total	98,266	4,511	11,382,233	4,391	9,757,150		54,952	51,765	6,232	

LIST of Insurance Companies Licensed to do business in Canada, under the Insurance Act, as at July 2, 1902.

Name of Company.	Chief Agent to receive Process.	Amount of Deposit with Receiver General.		Description of Insurance business for which Licensed.
		Par Value.	Accepted Value.	
The Accident and Guarantee Company of Canada	G. I. Goddard, Chief Agent, Montreal.	\$ 39,333	\$ 38,583	Accident and Sickness.
The Aetna Insurance Co., Hartford, Connecticut.	F. W. Evans, General Agent, Montreal.	138,793	131,853	Fire and Inland Marine.
The Aetna Life Insurance Co., Hartford, Connecticut	Wm. H. Orr, Manager, Toronto.	4,103,898	3,955,748	Life.
The Alliance Assurance Company, London, Eng.	P. M. Wickham, Chief Agent, Montreal.	213,809	213,809	Fire.
The American Surety Company of New York.	Alex. Dixon, Chief Agent, Toronto.	50,000	50,000	Guarantee.
The Anglo-American Fire Insurance Company.	Armstrong Dean, Chief Agent, Toronto.	51,120	50,583	Fire.
The Atlas Assurance Company, Limited, London, Eng.	Matthew C. Hinshaw, Chief Agent, Montreal.	131,400	129,113	Fire.
The Boiler Inspection and Insurance Company of Canada.	W. B. McMurrich, Agent, Toronto.	54,724	51,988	Steam Boiler, &c.
*The British Empire Mutual Life Ass. Co., London, Eng.	Alfred McDougald, Chief Agent, Montreal.	296,417	284,629	Life.
The British America Assurance Company	P. H. Sims, Secretary, Toronto.	62,000	58,900	Fire and Inland Marine.
The British and Foreign Marine Insurance Co., Limited.	Robert J. Dale, Chief Agent, Montreal	117,000	111,150	Inland Marine and insuring registered mail matter in transit from any one point in Canada to any other point in Canada.
The Caledonian Insurance Company, Edinburgh, Scotland.	Lansing Lewis, Manager, Montreal.	197,359	187,734	Fire.
The Canada Accident Assurance Company	T. H. Hudson, Chief Agent, Montreal.	38,685	36,677	Accident, Sickness and Plate Glass.
The Canada Life Assurance Company.	Hon. Geo. A. Cox, President, Toronto.	61,000	57,950	Life.
The Canadian Railway Accident Insurance Company.	John Eimo, Chief Agent, Ottawa.	30,431	30,153	Accident and Sickness.
The Canadian Fire Insurance Company	R. T. Riley, Chief Agent, Winnipeg	50,000	50,000	Fire.
The Commercial Union Ass. Co. (Limited), London, Eng.	James McGregor, Chief Agent, Montreal.	492,020	486,180	Fire, Inland Marine & Life.
The Confederation Life Association.	J. K. Macdonald, Managing Director, Toronto.	84,500	80,275	Life.
The Connecticut Fire Insurance Company, Hartford, Conn.	Dewar & Bethune, Chief Agents, Ottawa.	100,000	100,000	Fire.
The Continental Life Insurance Company.	Geo. B. Woods, Chief Agent, Toronto.	55,000	52,250	Life.
The Crown Life Insurance Company	Geo. H. Roberts, Chief Agent, Toronto.	55,000	52,250	Life.
The Dominion Burglary Guarantee Co. (Limited).	Charles W. Hagar, Chief Agent, Montreal.	28,000	26,600	Burglary Guarantee.
The Dominion Life Assurance Company	Thos. Hilliard, Manager Director, Waterloo, Ont.	56,419	53,598	Life.
The Dominion of Canada Guarantee and Accident Insurance Company	J. E. Roberts, Chief Agent, Toronto	87,133	83,776	Guarantee and Accident and Sickness.
The Dominion Plate Glass Insurance Company	Alexander Ramsay, Chief Agent, Montreal.	16,000	15,430	Plate Glass.
The Employers' Liability Assurance Corporation (Limited).	Richard I. Griffin, Chief Agent, Montreal.	120,450	120,450	Guarantee and Accident and Sickness.
†The Equitable Life Assurance Society of the United States	Seargent P. Stearns, Manager, Montreal.	1,909,225	1,889,425	Life.

The Excelsior Life Insurance Company	Edwin Marshall, Chief Agent, Toronto.	54,000	52,300	Life.
The Equity Fire Insurance Company	Wm. G. Brown, Chief Agent, Toronto.	52,853	50,211	Fire.
The Federal Life Assurance Company of Canada.	David Dexter, Managing Director, Hamilton.	74,788	71,048	Life.
The Germania Life Insurance Company	C. R. G. Johnson, Chief Agent, Montreal.	125,000	121,250	Life.
The Great West Life Assurance Company	J. H. Brock, Managing Director, Winnipeg, Man.	56,000	53,200	Life.
The Guarantee Company of North America.	Edward Rawlings, Manager, Montreal.	58,400	55,600	Guarantee.
The Guarantian Fire and Life Ass. Co. (Limited), London, Eng.	E. P. Heaton, Chief Agent, Montreal.	322,000	320,500	Fire.
The Hartford Fire Insurance Company, Hartford, Conn.	Peter A. McCallum, Chief Agent, Toronto.	126,010	141,036	Fire.
The Home Life Association of Canada.	A. J. Pattison, Chief Agent, Toronto.	58,000	57,913	Life.
The Home Insurance Company (Limited), London, Eng.	F. W. Kearley, Chief Agent, Montreal.	100,000	100,000	Fire and Inland Marine.
The Imperial Life Assurance Co. of Canada	G. R. W. Evans, Chief Agent, Montreal.	238,953	230,254	Fire.
The Insurance Co. of North America, Philadelphia, Pa.	F. G. Cox, Manager, Toronto.	142,200	229,500	Life.
The Law Union and Crown Insurance Co.	Robert Hampson & Son, Chief Agents, Montreal.	130,953	125,403	Fire and Inland Marine.
The Liverpool and London and Globe Insurance Company, Liverpool, Eng.	J. E. E. Dickson, Chief Agent, Montreal.	184,100	174,019	Fire.
The Lloyds' Plate-Glass Insurance Company, New York	G. F. C. Smith, Chief Agent, Montreal.	480,149	471,848	Fire and Life.
The London Assurance, London, Eng.	Eastmore & Lighthourne, Chief Agents, Toronto.	58,198	57,298	Plate Glass.
The London Guarantee and Accident Co. (Limited), London, Eng.	E. A. Lilly, Chief Agent, Montreal.	167,000	158,650	Fire, Life & Inland Marine.
The London and Lancashire Fire Ins. Co., Liverpool, Eng.	D. W. Alexander, Chief Agent, Toronto.	83,220	80,582	Guarantee and Accident and Sickness.
The London and Lancashire Life Assurance Co., London, Eng.	Alfred Wright, Chief Agent, Toronto.	170,600	170,600	Fire.
The London Mutual Fire Ins. Co. of Canada.	B. Hal. Brown, Manager, Montreal.	127,000	122,650	Life.
The London Life Insurance Co.	Herbert Waddington, Secretary, London, Ont.	55,820	53,029	Fire.
The Manchester Assurance Co., Manchester, Eng.	J. G. Richter, Manager, London, Ont.	60,000	57,000	Life.
The Manufacturers' Life Insurance Co.	James Boomer, Manager, Toronto.	171,933	171,933	Fire.
The Marine Insurance Co. (Limited).	J. F. Junkin, Chief Agent, Toronto.	213,464	164,950	Life.
The Metropolitan Life Insurance Co., New York.	W. J. H. Thomson, Chief Agent, Halifax.	107,067	107,067	Inland Marine and insuring registered mail matter in transit from any one point in Canada to any other point in Canada.
The Mercantile Fire Insurance Company.	John Tilton, Chief Agent, Ottawa.	1,088,096	1,069,939	Life.
The Mutual Life Assurance Co. of Canada.	Alfred Wright, Chief Agent, Toronto.	107,915	105,940	Fire.
†The Mutual Life Assurance Co. of New York	Geo. Wegemast, Manager, Waterloo.	108,500	103,075	Life.
‡The Mutual Reserve Fund Life Association, New York.	Fayette Brown, Manager, Montreal.	2,350,333	2,288,567	Life.
The National Assurance Co. of Ireland.	H. M. Macdonald Robb, Chief Agent, Toronto.	263,067	263,045	Life, on the Assessment Plan.
The National Life Assurance Co. of Canada.	R. H. Matson, Chief Agent, Montreal.	170,201	170,201	Fire.
**The New York Life Insurance Co., New York	Alex. B. Coyle, Chief Agent, Montreal.	55,000	53,500	Life.
The New York Plate Glass Insurance Co.	Gustave Fanteux, Chief Agent, Montreal.	1,371,500	1,306,925	Life.
The North American Life Assurance Co., London, Eng.	Wm. McCabe, Managing Director, Toronto.	59,722	58,775	Life.
The North British and Mercantile Insurance Co., London, Eng.	Randall J. Davidson, Manager, Montreal.	831,093	793,443	Fire and Life.
The Northern Assurance Co., Aberdeen and London.	Robt. W. Tyre, Manager, Montreal.	244,307	238,734	Fire.
The Northern Life Assurance Company of Canada.	John Milne, Chief Agent, London, Ont.	56,000	53,200	Life.
The Norwich Union Fire Insurance Society, Norwich, Eng.	John B. Laird, Manager, Toronto.	261,267	258,313	Fire.
The Norwich Union Life Insurance Society	John B. Laird, Chief Agent, Toronto.	72,513	68,888	Life.
The Ocean Accident and Guarantee Corporation (Limited).	Francis F. Rolland, Chief Agent, Montreal.	141,847	139,597	Accident and Sickness.
The Ontario Accident Insurance Co.	A. L. Eastmore, Chief Agent, Toronto.	32,367	31,373	Accident and Sickness.

List of Insurance Companies Licensed to do business in Canada, under the Insurance Act—*Concluded.*

Name of Company.	Chief Agent to receive Process.	Amount of Deposit with Receiver General.		Description of Insurance business for which Licensed.
		Par Value.	Accepted Value.	
The Ocean Marine Insurance Co. (Limited).....	C. E. Gault, Chief Agent, Montreal.....	\$ 121,667	\$ 121,667	Inland Marine, and Insuring postal and express pack, in transit in Can.
The Ottawa Fire Insurance Co.	A. B. Powell, Chief Agent, Ottawa.....	56,000	53,200	Fire.
The Phenix Insurance Co. of Brooklyn.....	A. M. M. Kirkpatrick, Chief Agent, Toronto.....	100,000	100,000	Fire.
The Phenix Insurance Co. of Hartford, Conn.....	J. W. Tatley, Chief Agent, Montreal.....	171,000	162,700	Fire.
The Phoenix Assurance Co., Limited.....	Paterson & Son, General Agents, Montreal.....	425,428	416,119	Fire.
The Provident Savings Life Assurance Society of New York.	J. Henry Miller, Chief Agent, Montreal.....	171,493	171,394	Life.
The Quebec Fire Assurance Co.....	William R. Dean, President, Quebec.....	59,500	58,675	Fire.
The Queen Insurance Co. of America, New York.....	Geo. Simpson, Chief Agent, Montreal.....	301,283	295,242	Fire.
The Reliance Mutual Life Assurance Society, London, Eng.....	John B. Laidlaw, Chief Agent, Toronto.....	134,320	128,821	Life.
The Royal Insurance Co., Liverpool.....	Geo. Simpson, Chief Agent, Montreal.....	861,033	830,373	Fire and Life.
The Royal Victoria Life Insurance Company.....	David Burke, Manager, Montreal.....	160,733	136,899	Life.
The Scottish Union and National Insurance Co., Edinburgh, Scotland.....	Walter Kavanagh, Agent, Montreal.....	235,647	228,731	Fire.
The Standard Life Assurance Co., Edinburgh, Scotland.....	D. M. McGoun, Chief Agent, Montreal.....	5,920,747	5,647,312	Life.
The Star Life Assurance Society, London, Eng.....	Alf. W. Briggs, Chief Agent, Toronto.....	146,000	146,000	Life.
The Sun Insurance Office, London, Eng.....	H. M. Blackburn, Chief Agent, Toronto.....	238,987	231,232	Fire.
The Sun Life Assurance Co. of Canada.....	R. Macaulay, Managing Director, Montreal.....	64,000	60,800	Life.
The Supreme Court of the Independent Order of Foresters.....	Dr. Oronhyatekha, Chief Agent, Toronto.....	100,000	160,000	Life, disability and sickness ins. on the Assess. Plan.
The Subsidiary High Court of the Ancient Order of Foresters.....	William Williams, Chief Agent, Toronto.....	Life and Sickness.
††The Travelers' Insurance Co., Hartford, Conn.....	Frank F. Parkins, Chief Agent, Toronto.....	857,400	821,363	Life and Accident.
The Union Mutual Life Insurance Co., Portland, Maine.....	Henri E. Morin, Attorney, Montreal.....	898,565	882,570	Life.
The Union Assurance Society, London, Eng.....	T. L. Morrissey, Chief Agent, Montreal.....	250,667	245,433	Fire.
The United States Life Insurance Co. in the City of New York.....	Lewis A. Stewart, Chief Agent, Toronto.....	237,467	231,831	Life.
The Western Assurance Co.....	J. J. Kenny, Managing Director, Toronto.....	57,867	55,217	Fire and Inland Marine.

* This Company has also \$1,287,000 vested in Canadian Trustees under the Insurance Act. † This Company has also \$4,000,000 vested in Canadian Trustees under the Insurance Act. ‡ This Company has also \$2,080,355 vested in Canadian Trustees under the Insurance Act. ** This Company has also \$3,480,350 vested in Canadian Trustees under the Insurance Act. †† This Company has also \$3,000,000 vested in Canadian Trustees under the Insurance Act. ††† This Company has also \$500,000 vested in Canadian Trustees under the Insurance Act. a This Company has also \$15,000 vested in Canadian Trustees under the Insurance Act.

The following Life Insurance Companies, having ceased to transact new business in Canada, are entitled under Section 32 of the Insurance Act, to transact all business connected with policies existing at 31st March, 1878, and their deposits are applicable to those policies, subject to the provisions of the Statutes in that behalf.

Name of Company.	Chief Agent to Receive Process.	Amount of Deposit with Receiver General.		Business.
		Par Value.	Accepted Value.	
The Connecticut Mutual Life Insurance Company, Hartford, Conn.....	F. W. Evans, General Agent, Montreal.....	\$ 111,500	\$ 106,500	Life.
The Edinburgh Life Assurance Company, Edinburgh, Scotland.....	James D. Higgins, Chief Agent, Toronto.....	161,057	156,017	Life.
The Life Association of Scotland, Edinburgh, Scotland.....	Charles M. Holt, Attorney, Montreal.....	174,957	167,905	Life.
The National Life Insurance Company of the U. S. of America, Washington, D. C.....	Charles Powis, Chief Agent, Hamilton.....	110,000	110,000	Life.
The North-western Mutual Life Insurance Company, Milwaukee, Wis.....	William Angus, Attorney, Montreal.....	100,000	100,000	Life.
The Phoenix Mutual Life Insurance Company, Hartford, Conn.....	C. R. G. Johnson, Chief Agent, Montreal.....	129,280	127,780	Life.
The Scottish Amicable Life Assurance Society, Glasgow, Scotland.....	Charles J. Fleet, Attorney, Montreal.....	190,000	181,750	Life.
The Scottish Provident Institution, Edinburgh, Scotland.....	John Dunlop, Attorney, Montreal.....	91,000	86,450	Life.

The Norwich and London Accident Insurance Association has ceased to transact business in Canada. Its deposit, \$58,400 Canada stock is still in the hands of the Receiver General.

The Lancashire Insurance Company has ceased doing business in Canada. Its deposit, \$97,333, Canada Stock, is still in the hands of the Receiver General.

The following Insurance Companies are registered under the Insurance Act, and are permitted to transact the business of Life Insurance in Canada upon the assessment plan:—

- Name of Company. Chief Agent to Receive Process.
- The Canadian Order of the Woodmen of the World..... W. C. Fitzgerald, Chief Agent, London, Ont.
- The Commercial Travellers' Mutual Benefit Society..... Etta M. Rowley, Secretary, Toronto.
- The Grand Council of the Catholic Mutual Benefit Association of Canada. Samuel R. Brown, Chief Agent, London, Ont



STATEMENTS
OF
FIRE AND INLAND MARINE
INSURANCE COMPANIES

LIST OF COMPANIES

BY WHICH THE BUSINESS OF **FIRE INSURANCE** WAS TRANSACTED
IN THE DOMINION DURING THE YEAR ENDED DECEMBER 31,
1901.

The Ætna Insurance Company, Hartford, Conn.
The Alliance Assurance Company.
The American Fire Insurance Company of New York.
The Anglo-American Fire Insurance Company.
The Atlas Assurance Company (Limited).
The British America Assurance Company, Toronto.
The Caledonian Insurance Company.
The Canadian Fire Insurance Company.
The Commercial Union Assurance Company (Limited), London, England.
The Connecticut Fire Insurance Company, Hartford, Conn.
The Equity Fire Insurance Company.
The Guardian Fire and Life Assurance Company (Limited), London, England.
The Hartford Fire Insurance Company, Hartford, Conn.
The Imperial Insurance Company (Limited), London, England.
The Insurance Company of North America.
The Lancashire Insurance Company.
The Law Union and Crown Insurance Company.
The Liverpool and London and Globe Insurance Company.
The London and Lancashire Fire Insurance Company.
The London Assurance.
The London Mutual Fire Insurance Company of Canada, London, Ont.
The Manchester Assurance Company.
The Mercantile Fire Insurance Company.
The National Assurance Company of Ireland.
The North British and Mercantile Insurance Company.
The Northern Assurance Company.
The Norwich Union Fire Insurance Society.
The Ottawa Fire Insurance Company.
The Phenix Insurance Company, Brooklyn, N.Y.
The Phoenix Assurance Company (Limited), London, England.
The Phoenix Insurance Company, Hartford, Conn., U.S.
The Quebec Fire Assurance Company.
The Queen Insurance Company of America.
The Royal Insurance Company.
The Scottish Union and National Insurance Company.
The Sun Insurance Office, London, England.
The Union Assurance Society, London, England.
The Western Assurance Company, Toronto.

LIST OF COMPANIES

BY WHICH THE BUSINESS OF **INLAND MARINE INSURANCE** WAS
TRANSACTED IN THE DOMINION DURING THE YEAR ENDED
DECEMBER 31, 1901.

The Ætna Insurance Company, Hartford, Conn.
The British America Assurance Company, Toronto.
The Insurance Company of North America.
The Western Assurance Company, Toronto.

THE ÆTNA INSURANCE COMPANY, HARTFORD, CONN., U.S.

STATEMENT FOR THE YEAR ENDING NOVEMBER 30, 1901.

President—W. M. B. CLARK.

Secretary—W. B. KING.

Principal Office—Hartford, Conn.

Head Office in Canada—Montreal.

Chief Agent in Canada—E. W. EVANS.

(Incorporated, June 5, 1819. Commenced business in Canada, 1821.)

CAPITAL.

Amount of capital authorized.....	\$	5,000,000 00
" subscribed for and paid up in cash.....		<u>4,000,000 00</u>

ASSETS IN CANADA.

Stocks, bonds, &c., in deposit with the Receiver General, viz.:—

	Par value.	Market value.	
Montreal Corporation stock.....	\$ 6,000 00	\$ 6,720 00	
Montreal Harbour bonds.....	4,000 00	4,360 00	
Canadian Pacific Land Grant bonds.....	78,000 00	85,800 00	
Winnipeg City bonds.....	34,792 70	36,184 72	
Town of Westmount bonds.....	16,000 00	16,160 00	
Total par and market values.....	<u>\$ 138,792 70</u>	<u>\$ 149,224 72</u>	
Carried out at market value.....		\$	149,224 72
Town of Westmount bonds.....			34,340 00
Cash in hands of agents in Canada.....			<u>12,954 49</u>
Total assets in Canada.....		\$	<u>196,519 21</u>

LIABILITIES IN CANADA.

Net amount of fire losses due and yet unpaid.....	\$	575 00
" " claimed but not adjusted.....		<u>1,700 00</u>
Total net amount of unsettled claims for fire losses in Canada.....	\$	2,275 00
Reserve of unearned premiums for all outstanding fire risks in Canada.....		<u>124,068 76</u>
Total liabilities in Canada.....	\$	<u>126,343 76</u>

1-2 EDWARD VII., A. 1902

ÆTNA—Continued.

INCOME IN CANADA.

For Fire Risks in Canada.

Gross cash received for premiums.....	\$ 215,422 49
Deduct reinsurance, rebate, abatement and return premiums.....	24,470 81
Net cash received for said premiums	<u>\$ 190,951 68</u>

For Inland Marine Risks in Canada.

Net cash received for premiums.....	\$ 4,813 67
Total net cash received for premiums in Canada	\$ 195,765 35
Received for interest on bonds, stocks, mortgages, &c.....	7,930 54
Total cash income in Canada.....	<u>\$ 203,695 89</u>

EXPENDITURE IN CANADA.

For Fire Risks in Canada.

Paid during the year for fire losses occurring in previous years (which losses were estimated in the last statement at \$364.60).....	\$ 331 85
Paid for fire losses occurring during the year.....	141,663 31
Total net amount paid during the year for fire losses in Canada.....	<u>\$ 141,995 16</u>

For Inland Marine Risks in Canada.

Amount paid for inland marine losses during the year.....	Nil.
Total net amount paid during the year for fire and inland marine losses..	\$ 141,995 16
Paid for commission or brokerage in Canada.....	37,227 57
" salaries, fees, &c.....	3,561 44
" taxes	2,758 62
" general expenses, viz.:—Stationery, \$105.73; postage and exchange, \$795.43; advertising, \$134.42; travelling expenses, \$417.87; maps, \$173.65; Underwriters' Association expenses, \$1,217.07; sundry payments, \$410.66; legal expenses, \$31.68.	3,286 51
Total cash expenditure in Canada.....	<u>\$ 188,829 30</u>

RISKS AND PREMIUMS.

<i>Fire Risks in Canada.</i>	No.	Amount.	Premiums.
Gross policies in force at date of last statement...	11,710	\$ 20,079,574	\$ 241,128 75
Taken during the year, new and renewed.....	7,951	15,771,826	217,659 25
Total.....	19,661	\$ 35,851,400	\$ 458,788 00
Deduct terminated (including renewed).....	8,041	15,914,798	209,645 68
Gross in force at date.....	11,620	\$ 19,936,602	\$ 249,142 32
Deduct reinsured.....		453,292	3,871 28
Net in force on November 30, 1901....	<u>11,620</u>	<u>\$ 19,483,310</u>	<u>\$ 245,271 04</u>
<i>Inland Marine Risks in Canada.</i>			
Taken during the year	121	\$ 1,371,590	\$ 5,356 89
Deduct terminated... ..	121	1,371,590	5,356 89
Total number of policies in force in Canada at November 30, 1901.	11,620		
Total net amount in force.....			\$ 19,483,310 00
Total premiums thereon.....			<u>245,271 04</u>

SESSIONAL PAPER No. 8

ÆTNA—Continued.

GENERAL BUSINESS STATEMENT FOR THE YEAR ENDING DECEMBER 31, 1901.

LEDGER ASSETS.

Book value of real estate unencumbered.....	\$	298,059	35
Mortgage loans on real estate, first liens.....		12,600	00
Cash on hand and in banks.....		1,027,543	00
Agents' debit balances.....		450,185	89
Loans secured by pledge of bonds, stocks or other collaterals.....		3,600	00
Book value of stocks and bonds.....		9,418,040	04
	\$	11,210,028	28
Deduct agents' credit balances.....		353,881	59
Total net ledger assets.....	\$	10,856,146	69
Interest accrued.....		571	00
Market value of bonds and stocks over book value.....		2,763,791	98
Net amount of uncollected premiums.....		538,360	87
Gross assets.....	\$	14,158,870	54
Deduct assets not admitted.....		86,922	17
Total admitted assets.....	\$	14,071,948	37

LIABILITIES.

Net amount of losses unpaid.....	\$	555,553	74
Amount of unearned premiums.....		3,563,265	56
Amount reclaimable on perpetual fire insurance policies.....		76,714	15
Commission, brokerage and other charges due agents on premiums paid.....		134,590	22
Return premiums and reinsurance premiums.....		80,754	13
Total liabilities (except capital stock).....	\$	4,410,877	80
Capital stock paid up in cash.....	\$	4,000,000	00
Divisible surplus.....		5,661,070	57

INCOME.

Net cash received from premiums other than perpetuals.....	\$	4,602,840	12
Deposit premiums received on perpetual risks.....		7,448	58
Received for interest and dividends.....		494,510	05
Received for rents.....		4,664	20
Profit on sale or maturity of ledger assets during the year over book value.....		299,097	64
All other income.....		801	22
Difference in estimate December, 1900, and December, 1901, premiums in course of collection.....		65,773	66
Total cash income.....	\$	5,475,135	47

1-2 EDWARD VII., A. 1902

ÆTNA—*Concluded.*

EXPENDITURE.

Net amount paid for losses.....	\$ 2,688,832 43
Cash dividends paid stockholders.....	700,000 00
Commission or brokerage.....	780,216 02
Deposit premiums returned.....	1,227 50
Loss on sales or maturity of ledger assets.....	6,875 00
Salaries, fees, &c., of officers, clerks and other employees.....	306,389 43
Taxes, licenses and Insurance Department fees.....	139,309 02
Miscellaneous.....	350,674 93
Total expenditure.....	<u>\$ 4,973,524 33</u>

RISKS AND PREMIUMS.

Amount of policies taken during the year—Fire.....	\$488,277,599 00
Premiums thereon.....	5,771,164 47
Amount of policies terminated—Fire.....	467,829,349 00
Premiums thereon.....	5,328,621 74
Net amount in force at end of year—Fire.....	566,613,100 00
Premiums thereon.....	<u>6,592,374 25</u>

Amount of policies taken during the year—Inland Marine.....	\$132,226,940 00
Premiums thereon.....	468,269 38
Amount of policies terminated—Inland Marine.....	129,273,679 00
Premiums thereon.....	430,697 97
Net amount in force at end of year—Inland Marine.....	8,755,303 00
Premiums thereon.....	<u>227,872 61</u>

Perpetual risks written during the year.....	\$ 236,150 00
Deposits thereon.....	7,448 58
Perpetual risks cancelled.....	58,350 00
Deposits thereon.....	1,277 50
Perpetual risks in force at end of year.....	3,365,728 00
Deposits thereon.....	<u>80,751 73</u>

THE ALLIANCE ASSURANCE COMPANY.

STATEMENT FOR THE YEAR ENDING DECEMBER 31, 1901.

Chairman—Rt. Hon. Lord ROTHSCHILD. | General Manager and Secretary—
ROBERT LEWIS.

Principal Office—Bartholomew Lane, London, England.

Chief Agent in Canada— | Head Office in Canada—
P. M. WICKHAM. | 157 St. James St., Montreal.

(Established, August 4, 1824. Commenced business in Canada, March 1, 1892.)

CAPITAL.

Amount of capital authorized and subscribed for	\$24,333,333 33
Amount paid up in cash	2,676,666 67

ASSETS IN CANADA.

Stocks, bonds, &c., in deposit with the Receiver General:—

	Par value.
Canada 3 per cent stock	\$ 213,809 00
Carried out at par value	\$ 213,809 00
Cash at head office in Canada	281 74
Cash in Bank of Montreal	239 73
Cash in hands of agents in Canada	10,833 17
Total assets in Canada	\$ 225,163 64

LIABILITIES IN CANADA.

Net amount of fire losses claimed but not adjusted	\$ 1,388 15
Total net amount of unsettled claims for fire losses in Canada	\$ 1,388 15
Reserve of unearned premiums for all outstanding fire risks in Canada	82,780 81
Total liabilities in Canada	\$ 84,168 96

1-2 EDWARD VII., A. 1902

ALLIANCE—*Continued.*

INCOME IN CANADA.

Gross cash received for premiums.....	\$	127,045	41
Deduct reinsurance, rebate, abatement and return premiums.....		21,576	43
Net cash received for premiums.....	\$	105,468	98
Received for interest on stock, bonds, mortgages, &c.....		6,414	27
Total income in Canada.....	\$	111,883	25

EXPENDITURE IN CANADA.

Amount paid during the year for losses occurring in previous years (which losses were estimated in last statement at \$26,395.25).....	\$	22,768	16
Deduct savings and salvage.....		255	51
Net amount paid during the year for the said losses.....	\$	22,512	65
Amount paid for losses occurring during the year.....	\$127,764	89	
Deduct amount received for reinsurance.....		114	54
Net amount paid during the year for the said losses.....	\$127,650	35	
Total net amount paid during the year for losses in Canada.....	\$	150,163	00
Commission or brokerage in Canada.....		18,516	54
Salaries, fees and other charges of officials in Canada.....		9,103	77
Taxes in Canada.....		2,844	74
Miscellaneous payments, viz.:—			
Rents, \$1,500; postage, \$613.76; stationery, \$886.18; advertising, \$273.50; travelling expenses, \$843.68; general office expenses, \$1,142.14; agency disbursements, \$481.03; cables and telegrams, \$120.49.....		5,860	78
Total expenditure in Canada.....	\$	186,488	83

RISKS AND PREMIUMS.

<i>Fire Risks in Canada.</i>	Amount.	Premiums thereon.
Gross policies in force at date of last statement.....	\$ 20,363,088	\$ 223,693 14
Policies taken during the year, new and renewed.....	12,964,454	134,144 22
Total.....	\$ 33,327,542	\$ 357,837 36
Deduct terminated (including renewed).....	16,345,462	175,645 96
Gross in force at the end of the year.....	\$ 16,982,080	\$ 182,191 40
Deduct reinsured.....	203,929	2,426 89
Net in force at December 31, 1901.....	\$ 16,778,151	\$ 179,764 51

Number of policies in force at date. (No return.)

Total net amount in force.....	\$16,778,151	00
Total premiums thereon.....	179,764	51

SESSIONAL PAPER No. 8

ALLIANCE ASSURANCE COMPANY — *Continued.*
GENERAL BUSINESS STATEMENT FOR THE YEAR ENDED DECEMBER 31, 1901.

FIRE ACCOUNT.

Amount of fire insurance fund at the beginning of the year	£	s.	d.		£	s.	d.
Premiums received, after deduction of reinsurance premiums	841,068	16	6	Loss by fire after deduction of amounts recovered under reinsur-	280,719	18	11
Interest and dividends	548,660	7	2	ances	80,666	15	4
Less income tax	1,470	15	6	Commission	112,177	12	11
				Expenses of management	86	4	5
				Bad debts	83,165	12	1
				Transferred to profit and loss account	863,392	4	11
				Amount of fire insurance fund at the end of the year, as per bal-			
				ance sheet	£1,420,208	8	7
					£1,420,208	8	7

LEASEHOLD AND INVESTMENT POLICIES ACCOUNT.

Amount of leasehold and investment policies fund at the begin-	£	s.	d.	Commission	£	s.	d.
ning of the year	138,005	9	4	Surrender of policies and policies matured	688	9	2
Premiums received	47,883	1	8	Expenses of management	11,026	17	10
Interest and dividends				Amount of leasehold and investment policies fund at the end of	100	0	0
Less income tax				the year, as per balance sheet	180,066	2	3
					£ 191,881	9	3
					£ 191,881	9	3

PROFIT AND LOSS ACCOUNT.

Balance of last year's account	£	s.	d.	Dividend to members	£	s.	d.
Interest and dividends not carried to other ac-	142,978	1	8	Income tax (excluding income tax on interest and dividends)	100,000	0	0
counts				Balance as per balance sheet	5,543	3	10
Less income tax					143,000	0	0
					£ 248,543	3	10
Transferred from fire account					£ 248,543	3	10

ALLIANCE ASSURANCE COMPANY—*Concluded.*
BALANCE SHEET, ON DECEMBER 31, 1901.

LIABILITIES.		ASSETS.	
	£	s.	d.
Capital, £5,000,000, of which is paid up	550,000	0	0
Life assurance fund	3,534,201	5	5
Annuity fund	522,288	11	5
Fire insurance fund	863,392	4	11
Leasehold and investment policies fund	180,046	2	3
Profit and loss account	143,000	0	0
Claims under life policies admitted but not yet paid ..	£5,792,948	4	0
Claims announced but not yet admitted, owing to proof of death not having been furnished	£ 12,626	4	0
Outstanding fire losses	39,156	14	0
Outstanding dividends	£ 51,782	18	0
Accrued commission and expenses	45,042	12	9
Bills payable	476	0	0
	4,900	0	0
	389	16	6
Total	102,591	7	3
Mortgages on property within the United Kingdom	1,297,085	18	0
Mortgages on property out of the United Kingdom	1,770	15	6
Loans on the company's life policies	186,791	2	11
Investments (at ledger values):—			
In British Government securities	562,596	5	7
Colonial Government securities	95,805	0	0
Foreign Government securities	477,614	0	4
Railway and other debentures and debenture stocks	945,657	15	7
Railway and other stocks and shares (preference and ordinary) ..	728,385	10	6
Bank of England stock	62,000	0	0
8,624 Alliance Assurance Company shares purchased and held under powers conferred by the laws and regulations of the company	79,600	0	0
Bank preference shares (fully paid-up) and stock	4,330	0	0
House property	334,791	16	4
Landed property	2,342	9	1
Loans to counties, towns, and unions in Great Britain on the security of rates and property	464,963	17	7
Loans on the security of rent charges	203,725	5	9
Loans on debentures, stocks, shares, and on life, reversionary and other interests in real and personal property	135,670	0	0
Deposits with sundry banks	5,536	0	0
Loans on personal security, coupled with life policies	26,031	13	4
Agents' balances, and balances due from other Offices	161,007	7	3
Outstanding premiums	21,146	17	9
Outstanding interest and dividends	2,578	0	8
Cash in hand (£1,153 lls. 5d.) and on current accounts (£43,545 1s. 8d.)	44,698	13	1
Bills receivable	4,604	11	1
Interest and dividends accrued to the 31st December, 1901, but not payable until 1902	46,806	10	11
Total	£5,895,539	11	3

SESSIONAL PAPER No. 8

THE AMERICAN FIRE INSURANCE COMPANY.

STATEMENT FOR THE SIX MONTHS ENDING JUNE 28, 1901.

President—GEO. S. A. YOUNG.*Secretary*—WALTER S. ALLEY.*Principal Office*—New York.*Chief Agent in Canada*—JAMES BOOMER.*Head Office in Canada*—Toronto.

(Incorporated April 30, 1857. Commenced business in Canada, January 16, 1899.)

CAPITAL.

Amount of capital authorized, subscribed for and paid up in cash. . . . \$ 400,000 00

ASSETS IN CANADA.

U. S. Government bonds deposited with the Receiver General, par value, \$100,000; market value.	\$ 105,000 00
Cash at head office in Canada	9 76
Cash in Union Bank, Toronto.	5,338 42
Amount of cash in the hands of agents in Canada.	612 27
Total assets in Canada.	\$ <u>110,960 45</u>

INCOME IN CANADA.

Gross cash received for premiums.	\$ 40,049 37
Deduct reinsurance, rebate, abatement and return premiums.	12,852 91
Net cash received for fire premiums.	\$ 27,196 46
Received for interest and dividends on bonds.	3,000 00
Total income in Canada.	\$ <u>30,196 46</u>

Premiums paid reinsuring risks.	\$ 30,905 30
Commission thereon.	<u>9,271 59</u>

1-2 EDWARD VII., A. 1902

AMERICAN—*Concluded.*

EXPENDITURE IN CANADA.

Amount paid for losses occurring in previous years (which losses were estimated in the last statement at \$1,678.09).....	\$	2,980	31
Deduct savings and salvage and reinsurance		1,248	57
Net amount paid during the year for the said losses.....	\$	1,731	74
Amount paid for losses occurring during the year in Canada..	\$	33,602	68
Deduct amount received for reinsurance and savings and salvage.....		10,264	12
	\$	23,338	56
Total net amount paid during the year for fire losses in Canada.....	\$	25,070	30
Commission or brokerage		5,446	72
Salaries, fees and other charges of officials in Canada.....		2,248	55
Taxes in Canada.....		1,017	60
Miscellaneous payments, viz. :—Office expenses, \$228.54 ; stationery and printing, \$289.68 ; postage, telegrams, and exchange, \$436.16 ; advertising, &c., \$796.84 ; Underwriters' Association, \$327.26 ; travelling and surveys, \$362.49 ; rent, \$607.99 ; maps and plans, \$493.65.....		3,542	61
Total expenditure in Canada.....	\$	37,325	78

RISK AND PREMIUMS.

<i>Fire Risks in Canada.</i>	Amount.	Premiums thereon.
Gross policies in force at beginning of year.....	\$ 4,182,484	\$ 58,337 49
Taken during the term.....	2,553,822	36,932 97
Total.....	\$ 6,736,306	\$ 95,270 46
Deduct terminated.....	2,351,621	58,892 48
Gross in force at June 28, 1901.....	\$ 4,384,685	\$ 36,377 98
Deduct reinsured.	666,086	5,472 68
*Net in force at June 28, 1901.....	\$ 3,718,599	\$ 30,905 30

* Reinsured in Hartford Fire, June 23, 1901.

SESSIONAL PAPER No. 8

THE ANGLO-AMERICAN FIRE INSURANCE COMPANY.

STATEMENT FOR THE YEAR ENDED DECEMBER 31, 1901.

President—S. F. MCKINNON.*Secretary*—ARMSTRONG DEAN.*Principal Office*—Toronto.(Incorporated March 13, 1899, by letters patent under the Ontario Insurance Act.
Commenced business March, 1899.)

CAPITAL.

Amount of joint stock capital authorized.....	\$	1,000,000	00
Amount subscribed for.....		472,100	00
Amount paid up in cash.....		85,160	00

(For list of Shareholders, see Appendix.)

ASSETS.

Stocks and bonds on deposit with Receiver General :—

	Par Value.	Market Value.
Town of Ingersoll debentures.....	\$ 10,726 26	\$ 11,063 04
Manitoba and South Eastern Railway bonds.....	40,392 78	43,544 83
Total par and market values.....	<u>\$ 51,119 04</u>	<u>\$ 54,607 87</u>

Carried out at market value.....	\$	54,607	87
Cash on hand at head office.....		6,790	08
Cash in banks, viz. :—Molsons Bank, Toronto.....		64,188	28
Interest unpaid, accrued on stocks.....		621	63
Agents' balances.....		15,586	34
Amount due for reinsurance.....		122	74
Office furniture, maps, &c.....		5,944	66
Total assets.....	<u>\$</u>	<u>147,861</u>	<u>00</u>

LIABILITIES.

Net amount of fire losses,—claimed but not adjusted.....	\$	3,409	72
Reserve of unearned premiums for outstanding fire risks in Canada....		99,407	07
Amount of all other liability—rebates, \$229.87 ; reinsurance, \$6,062.04.		6,291	91
Total liabilities in Canada except capital stock.....	<u>\$</u>	<u>109,108</u>	<u>70</u>

1-2 EDWARD VII., A. 1902

ANGLO-AMERICAN FIRE—*Concluded.*

INCOME.

Gross cash received for premiums.....	\$ 224,569 24	
Deduct reinsurance, &c.....	66,723 36	
Net cash received for fire premiums.....	\$ 157,845 88	
Received for interest and dividends.....	3,717 47	
Total.....	\$ 161,563 35	
Received for calls on capital.....	100 00	
Total income.....	\$ 161,663 35	

EXPENDITURE.

Net amount paid during the year for losses occurring in previous years (which losses were estimated in the last statement at \$9,855.01)..	\$ 9,855 01	
Amount paid for losses occurring during the year.....	107,566 58	
Less amount received for reinsurance.....	34,905 36	
Total net amount paid for fire losses.....	\$ 72,661 22	
Net amount paid during the year for said losses.....	82,516 23	
Commission or brokerage.....	25,992 13	
Salaries, fees and all other charges of officials.....	11,208 40	
Taxes.....	1,017 00	
Miscellaneous payments, viz.:—General expenses, \$2,012.36; postage, \$1,138.56; lighting, \$112.41; office supplies, books, &c., \$2,394.22; travelling expenses, \$2,531.34; rent, \$2,400; telegrams and tele- phones, \$435.27; advertising, \$1,248.81; exchange, \$125.20; office furniture, \$2,602.75.....	15,000 92	
Total cash expenditure.....	\$ 135,734 68	

CASH ACCOUNT.

1900.	<i>Dr.</i>	
Dec. 31. To balance in hand and in banks at this date.....	\$ 44,933 57	
1901.		
Dec. 31. To income as above.....	161,663 35	
Received from realization of investment.....	116 12	
	\$ 206,713 04	
1901.	<i>Cr.</i>	
Dec. 31. By expenditure during the year as above.....	\$ 135,734 68	
Balance in hand and in banks at this date.....	70,978 36	
	\$ 206,713 04	

RISKS AND PREMIUMS.

	No.	Amount.	Premiums thereon.
Gross policies in force at December 31, 1900..	7,141	\$ 7,471,210	\$ 102,202 69
Taken during the year—new and renewed....	11,520	16,854,363	226,921 97
Total.....	18,661	\$ 24,325,573	\$ 329,124 66
Deduct terminated.....	5,456	6,317,317	89,965 73
Gross in force at end of year.....	13,205	\$ 18,008,256	\$ 239,158 93
Deduct reinsurance.....		3,479,349	51,705 20
Net in force at December, 31, 1901.....	13,205	\$ 14,528,907	\$ 187,453 73

THE ATLAS ASSURANCE COMPANY (LIMITED).

STATEMENT FOR THE YEAR ENDING DECEMBER 31, 1901.

<i>Secretary</i> —SAMUEL J. PIPKIN.	<i>Principal Office</i> —LONDON, ENG.
<i>Chief Agent in Canada</i> —M. C. HINSHAW.	<i>Head Office in Canada</i> —MONTREAL.

(Established in 1808. Commenced business in Canada, March 7, 1887.)

CAPITAL.

Amount of joint stock capital authorized and subscribed		
for	£ 1,200,000 =	\$ 5,840,000 00
Amount paid up in cash	144,000 =	<u>700,800 00</u>

ASSETS IN CANADA.

Stocks and bonds:—

	Par value.	Market value.
Canada 3½ per cent inscribed stock	\$ 82,733 33	\$ 85,215 33
New South Wales 3½ per cent inscribed stock	48,666 67	50,126 67
Total par and market values	<u>\$ 131,400 00</u>	<u>\$ 135,342 00</u>

Carried out at market value	\$	135,342 00
(The above being on deposit with the Receiver General.)		
Cash in Bank of British North America		26,162 97
Amount of cash in hands of agents in Canada		20,638 73
Special deposit, C.F.U.A.		250 00
Office furniture, plans, &c.		5,000 00
Total assets in Canada	<u>\$</u>	<u>187,393 70</u>

LIABILITIES IN CANADA.

Net amount of losses adjusted but not due	\$	17,199 62
Net amount of losses resisted, in suit		3,138 50
Total net amount of unsettled claims for losses in Canada	<u>\$</u>	<u>20,338 12</u>
Reserve of unearned premiums for all outstanding risks in Canada		145,364 24
Total liabilities in Canada	<u>\$</u>	<u>165,702 36</u>

INCOME IN CANADA.

Gross cash received for premiums	\$	278,157 37
Deduct reinsurance, rebate, abatement and return premiums		29,479 38
Net cash received for premiums	<u>\$</u>	<u>248,677 99</u>
Received for interest on bonds, stocks, mortgages, &c.		4,273 16
Interest		228 29
Total income in Canada	<u>\$</u>	<u>253,179 44</u>

1-2 EDWARD VII., A. 1902

ATLAS ASSURANCE COMPANY—*Continued.*

EXPENDITURE IN CANADA.

Amount paid for losses occurring in previous years (which losses were estimated in the last statement at \$16,614.67).....	\$	13,949	77
Amount paid for losses occurring during the year.....	\$	136,595	19
Deduct amount received for reinsurance.....		3,512	48
Net amount paid during the year for said losses.....	\$	133,082	71
Total net amount paid during the year for losses in Canada.....	\$	147,032	48
Commission or brokerage.....		40,704	74
Salaries, fees and all other charges of officials.....		10,648	28
Taxes.....		3,522	95
Miscellaneous payments, viz. :—			
Office charges, \$1,513.46; stationery and printing, \$1,413.99; advertising, \$1,034.79; maps and block plans, \$653.99; postage, express and telegrams, \$543.97; travelling, \$1,125.96; office rent and charges, \$1,431.13; agents' charges, \$1,012.51; law charges, \$30; Board of Underwriters, \$976.18; furniture and plant, \$336.50.....		10,072	48
Total expenditure in Canada.....	\$	211,980	93

RISKS AND PREMIUMS.

<i>Fire Risks in Canada.</i>	Amount.	Premiums thereon.
Gross policies in force at date of last statement.....	\$ 15,466,642	\$ 208,784 01
Taken during the year—new and renewed.....	18,059,352	282,720 66
Total.....	\$ 33,525,994	\$ 491,504 67
Deduct terminated.....	14,518,657	205,145 80
Gross in force at end of year.....	\$ 19,007,337	\$ 286,358 87
Deduct reinsured.....	279,386	3,761 09
Net in force December 31, 1901.....	\$ 18,727,951	\$ 282,597 78
Number of policies in force at date.....		(No return.)
Total net amount in force.....		\$ 18,727,951 00
Total premiums thereon.....		282,597 78

GENERAL BUSINESS STATEMENT FOR THE YEAR ENDED DECEMBER 31, 1901.

In the Fire Department the net premiums were £461,963 9s., and the losses amounted to £280,550 18s. 6d., being 60·7 per cent of the premiums.	
The surplus for the year, being balance of profit and loss account, is.....	£ 44,289 16 4
which the directors have resolved to apply as follows :—	
In payment of a dividend for the year of 24s. per share (being 24 per cent on the original paid-up capital), free of income tax.....	£ 28,800 0 0
Of which 5s. per share was paid as an interim dividend on 27th September last; the balance of 19s. per share will be payable on and after the 26th inst.	
In adding to the fire fund.....	15,000 0 0
" " reserve fund.....	489 16 4
	£ 44,289 16 4
The fire and reserve funds will then stand at.....	£ 489,267 10 0
The total assets of the company now amount to.....	£2,483,661 13 2

SESSIONAL PAPER No. 8

ATLAS ASSURANCE COMPANY—Continued.

REVENUE ACCOUNT.

FIRE DEPARTMENT.		£	s.	d.	£	s.	d.
Balance of last year's account (1900)	397,000	0	0		280,350	18	6
Carried from profit and loss account, 1900,	21,000	0	0		77,816	18	3
Amount of fire insurance fund at the beginning of the year ...					70,973	15	9
Premiums received, after deduction of reinsurance premiums, ...					6,882	8	8
					197	3	3
					25,542	4	7
					418,000	0	0
					£ 879,963	9	0

PROFIT AND LOSS ACCOUNT.

FIRE DEPARTMENT.		£	s.	d.	£	s.	d.
Balance of last year's account (1900)	44,473	6	0		21,000	0	0
Interest, dividends, &c., not carried to other accounts.	16,627	0	11		678	6	0
Amount transferred from fire account	25,542	4	7		22,800	0	0
Amount transferred from life account	4,435	3	6				
Transfer fees	39	5	0				
Profit on investments	2,335	12	0				
					44,473	6	0
					4,689	9	8
					6,000	0	0
					38,289	16	4

Application of surplus:

Balance of dividend payable 26th inst.	£22,800	0	0
Addition to fire fund	15,000	0	0
" " reserve fund	489	16	4

£93,452 12 0

£ 93,452 12 0

ATLAS ASSURANCE COMPANY—Concluded

BALANCE SHEET, DECEMBER 31, 1901.

LIABILITIES.		ASSETS.	
£	s. d.	£	s. d.
<i>Proprietors.</i>			
Capital subscribed :—£1,200,000, in 24,000 shares of £50 each.	120,000	0	0
Paid-up £5 per share.	24,000	0	0
Bonuses of £1 per share added out of profits since 1847.	144,000	0	0
Reserve fund.	55,777	13	8
Fire fund.	418,000	0	0
Profit and loss.	38,289	16	4
Outstanding fire losses.	£ 61,743	6	9
Outstanding fire commission.	1,024	7	2
Due to other offices for reassurances.	9,707	12	0
Sundry unclaimed dividends.	793	3	0
Outstanding account.	544	10	2
	73,812	19	1
<i>Proprietors.</i>			
Mortgages on county, board and corporation rates.	£ 14,737	11	0
Mortgages on property within the United Kingdom.	107,494	9	5
	91,136	9	0
	20,319	13	6
	132,602	6	11
	70,658	7	2
	26,749	11	2
	88,397	6	1
	552,695	14	3
<i>INVESTMENTS—</i>			
In British government securities.	£114,256	17	1
Colonial government securities.	10,889	5	7
Foreign government securities.	9,371	9	10
Indian railway guaranteed stock.			
Railway and other debentures and debenture stocks.			
Railway and other stocks and shares (preference and ordinary).			
State and municipal bonds (foreign).			
Freeholds and other property.			
Branch and agency balances.	4,887	5	0
Due by other offices for reassurances.	8,692	10	7
Outstanding premiums.	20,980	14	2
interest due.	£3,377	5	10
" " accrued.	1,509	19	2
Cash (on deposit).	£		
Cash (in hand and on current account).			
	134,404	17	6
	29,673	4	9
	£729,880	9	1

Certain investments are under local laws specifically deposited in various colonies and foreign countries as security for holders of policies issued there.

THE BRITISH AMERICA ASSURANCE COMPANY.

STATEMENT FOR THE YEAR ENDING DECEMBER 31, 1901.

President—Hon. GEO. A. COX.

Secretary—P. H. SIMS.

Principal Office—18 and 20 Front St. East, Toronto.

(Incorporated, February 13, 1833 ; amended in 1901 by 1 Edward VII., chap. 90.
Commenced business in Canada, June 19, 1833.)

CAPITAL.

Amount of joint stock capital authorized, subscribed for and paid up in cash \$ 1,000,000 00

(For List of Shareholders, see Appendix.)

ASSETS.

Value of real estate held by the company, viz.:—

Company's premises, corner Front and Scott Streets, Toronto, occupied as warehouses and offices, \$150,000, and lot No. 7, plan 125 M. south side of John Street, in the town of Toronto Junction, 50 by 95 feet, \$468.92 \$ 150,468 92

Loans secured by mortgages and bonds, on which not more than one year's interest is due, constituting a first lien on real estate..... 10,000 00

Stocks and bonds owned by company :—

<i>United States and State bonds :—</i>	Par value.	Market value.
United State bonds.....	\$ 110,000 00	\$ 119,900 00
Georgia State "	10,000 00	11,650 00
Total.....	<u>\$ 120,000 00</u>	<u>\$ 131,550 00</u>

Municipal bonds and debentures :—

City of London, Ont.	Bonds.....	\$ 159,000 00	\$ 168,312 30
" Winnipeg, Man.	"	28,000 00	29,498 00
" Kingston, Ont.	"	37,000 00	39,561 36
" Richmond, Va.	"	26,300 00	28,344 07
" Toledo, Ohio.	"	60,000 00	68,525 00
" Columbus, Ohio.	"	50,000 00	53,750 00
" Riverside, Cal.	"	25,000 00	29,557 50
" Brooklyn, N.Y.	"	30,000 00	32,346 00
" Colorado Springs, Col.	"	25,000 00	28,187 50
" Montreal, Que.	"	5,000 00	5,504 00
" St. Catharines, Ont.	"	15,000 00	15,478 50
" New York corporate stock.....	"	170,000 00	178,704 00
		<u>\$ 630,300 00</u>	<u>\$ 677,768 23</u>

Mexican Government, silver bonds.....* \$ 10,000 00 \$ 8,1904 8

*In Mexican money, \$20,000.

1-2 EDWARD VII., A. 1902

BRITISH AMERICA—Continued.

Loan Company and other Bonds and Stocks :—

Missouri Pacific Collateral Trust Gold Stamped. \$	50,000 00	\$	53,750 00	
Toronto Electric Light Co's. Bonds.....	20,000 00		20,266 00	
Canada Permanent and Western Canada Mortgage Co. Stock	8,940 00		10,996 20	
Canadian Northern Railway Co. Bonds.....	45,000 00		45,000 00	
Canadian Pacific Railway Co. Bonds	1,000 00		1,190 00	
New York and West Shore Railway Co. Bonds..	12,000 00		13,590 00	
Rochester Railway Co. Bonds.....	25,000 00		27,500 00	
Toronto Hotel Co. Bonds	10,000 00		10,000 00	
Dominion Savings and Investment Society Stock	5,500 00		3,877 50	
Central Canada Loan and Savings Company Debentures.....	67,000 00		67,000 00	
British American Insurance Co. of New York, Stock	16,000 00		24,000 00	
Toronto Savings and Loan Company Debentures.	50,000 00		50,000 00	
	\$ 310,440 00	\$	327,169 70	
Total par and market values.....	\$ 1,070,740 00	\$	1,144,678 41	
Carried out at market value.....		\$	1,144,678 41	
Cash in hand at head office.....			440 52	
Cash in banks, namely—				
Canadian Bank of Commerce, New York	\$	8,588 90		
" " Trustees' Account		48,364 74		
" " Toronto.....		3,816 59		
Total			60,770 23	
Special deposit, C.F.U.A.....			62 50	
Interest due and unpaid on stocks and bonds, not included in market value.....			3,787 50	
Interest accrued and unpaid on stocks and bonds, not included in market value.....			3,539 15	
Agents' balances			343,103 66	
Bills receivable (amount of same overdue, \$4,704.78).....			5,304 78	
Sundry, viz. :—				
Office furniture.....	\$	38,069 96		
Rents due and accrued.....		961 70		
			39,031 66	
Total assets.....		\$	1,761,187 33	

LIABILITIES.

(1.) *Liabilities in Canada.**For Fire Risks.*

Net amount of fire losses adjusted but not due.....	\$	7,169 14	
" claimed but not adjusted.....		8,513 19	
" resisted—in suit.....		1,000 00	
Total net amount of unsettled claims for fire losses in Canada (of which \$1,519 accrued previous to 1901).....	\$	16,682 33	

For Inland Marine Risks.

Net amount of inland marine losses, claimed but not adjusted.....	\$	6,032 00	
Total net amount of unsettled claims for inland marine losses in Canada		6,032 00	

For Marine (Ocean) Risks.

Net amount of ocean losses adjusted but not due	\$	2,000 00	
" claimed but not adjusted.....		1,925 00	
" resisted—not in suit.....		1,750 00	
Total net amount of unsettled claims for ocean losses in Canada.....		5,675 00	
Total net amount of unsettled claims for losses in Canada.....	\$	28,389 33	

SESSIONAL PAPER No. 8

BRITISH AMERICA—Continued.

Liabilities in Canada—Continued.

Reserve of unearned premiums for all outstanding risks in Canada :—

Fire.....	\$ 261,458 39
Ocean time hulls.....	20,721 78
Ocean cargo.....	3,946 68

Total reserve of unearned premiums for risks in Canada.....	\$ 286,126 85
Dividends declared and due but unpaid.....	5,338 12

Total liabilities, excluding capital stock, in Canada.....	\$ 319,854 30
--	---------------

(2.) Liabilities in other Countries.

For Fire Risks.

Net amount of fire losses adjusted but not due.....	\$ 29,207 99
" " claimed but not adjusted.....	38,087 33
" " reported after close of books.....	7,600 00
" " resisted—in suit.....	1,660 00
Total unsettled fire losses (of which \$1,173.26 accrued previous to 1901).....	\$ 76,555 32

For Inland Marine Risks.

Net amount of inland marine losses adjusted but not due.....	\$ 1,561 15
" " claimed but not adjusted.....	4,164 20
" " resisted—in suit.....	600 00
Total unsettled inland marine losses (of which \$612.30 accrued previous to 1901).....	\$ 6,325 35

For Marine (Ocean) Risks.

Net amount of ocean losses adjusted but not due.....	\$ 5,123 06
" " claimed but not adjusted.....	5,054 19
Total unsettled ocean losses.....	\$ 10,177 25

Total net amount of unsettled claims for losses in other countries.....	\$ 93,057 92
---	--------------

Reserve of unearned premiums, viz. :—

Fire.....	\$ 794,783 82
Inland marine.....	25,639 77
Ocean time hulls.....	20,736 08
Ocean cargo.....	1,432 49

Total.....	842,592 16
------------	------------

Total liabilities in other countries.....	\$ 935,650 08
---	---------------

Total liabilities, excluding capital stock, in all countries.....	\$ 1,255,504 38
---	-----------------

Surplus on policy-holders' account.....	\$ 505,682 95
---	---------------

INCOME.

For Fire Risks.

	In Canada.	In other Countries.
Gross cash received for premiums.....	\$ 488,575 40	\$1,538,774 17
Deduct reinsurance, rebate, abatement and return premiums.....	138,342 89	335,908 63
Net cash received for fire premiums.....	\$ 350,232 51	\$1,202,865 54

For Inland Marine Risks.

Gross cash received for premiums.....	\$ 20,071 95	\$ 228,213 87
Deduct reinsurance, rebate, abatement and return premiums.....	12,293 23	16,940 23
Net cash received for inland marine premiums.....	\$ 7,778 72	\$ 211,273 64

1-2 EDWARD VII., A. 1902

BRITISH AMERICA—Continued.

<i>For Ocean Risks.</i>	In Canada.	In other Countries.
Gross cash received for premiums.....	\$ 170,785 57	\$ 102,631 05
Deduct reinsurance, &c.....	4,445 79	23,662 65
Net cash received for ocean premiums.....	<u>\$ 166,339 78</u>	<u>\$ 73,968 40</u>
Total net cash received for premiums.....	<u>\$ 524,351 01</u>	<u>\$1,488,107 58</u>
Total net cash received for premiums in all countries.....		\$ 2,012,458 59
Received for interest on bonds and mortgages.....		45,140 09
Received for rents.....		3,704 50
Received for premiums on new capital.....		11,176 50
Received for calls on capital.....		7,510 00
Total cash income.....		<u>\$ 2,079,989 68</u>

EXPENDITURE.

<i>For Fire Risks.</i>	In Canada.	In other Countries.
Amount paid during the year for losses occurring in previous years (which losses were estimated in the last statement at \$131,047.04).....	\$ 32,240 90	\$ 110,638 57
Deduct savings and salvage.....	\$ 1 35	
Deduct amount received for reinsurance.....	16,811 71	
Total deductions.....	<u>10,359 73</u>	<u>6,453 33</u>
Net amount paid during the year for said losses.....	<u>\$ 21,881 17</u>	<u>\$ 104,185 24</u>
Paid for losses occurring during the year.....	\$ 279,263 55	\$ 746,474 35
Deduct savings and salvage.....	\$ 8,267 68	
Deduct amount received for reinsurance.....	139,820 30	
Total deductions.....	<u>91,676 32</u>	<u>56,411 66</u>
Net amount paid for said losses.....	<u>\$ 187,587 23</u>	<u>\$ 690,062 69</u>
Total net amount paid during the year for fire losses.....	<u>\$ 209,468 40</u>	<u>\$ 794,247 93</u>

For Inland Marine Risks.

Amount paid during the year for losses occurring in previous years (which losses were estimated in the last statement at \$17,753.09).....	\$ 2,865 88	\$ 29,481 80
Deduct savings and salvage and reinsurance.....	1,122 41	5,184 00
Net amount paid during the year for said losses.....	<u>\$ 1,743 47</u>	<u>\$ 15,297 80</u>
Paid for losses occurring during the year.....	\$ 11,323 98	\$ 127,971 83
Deduct savings and salvage.....	\$ 4,235 62	
Deduct reinsurance.....	16,968 41	
Total deductions.....	<u>7,093 32</u>	<u>14,105 71</u>
Net amount paid for said losses.....	<u>\$ 4,225 66</u>	<u>\$ 113,866 12</u>
Total net amount paid during the year for inland marine losses.....	<u>\$ 5,969 13</u>	<u>\$ 129,163 92</u>

SESSIONAL PAPER No. 8 .

BRITISH AMERICA—Continued.

Total net amount paid during the year for fire and inland marine losses, viz. :—

In Canada.....	\$ 215,437 53
In other countries.....	923,411 85
Total	\$ 1,138,849 38
Net amount paid during the year for ocean losses.....	176,395 38
Paid for dividends on capital stock at 7 per cent.....	66,837 68
Commission or brokerage.....	356,148 47
Salaries, fees and all other charges of officials.....	82,268 92
Taxes.....	51,917 57
Miscellaneous payments, viz. :—Adjustment expenses, \$15,325.32 ; exchange, \$2,164.95 ; board expenses and fire patrol, \$22,549.04 ; postage, \$13,180.30 ; advertising, \$9,399.58 ; office furniture, maps, &c., \$4,111.02 ; office expenses, \$11,872.20 ; auditors and trustees, \$760 ; travelling, \$2,514.73 ; directors' compensation, \$4,200 ; printing and stationery, \$10,774.49 ; specials, \$64,029.12 ; telegraph and express, \$2,965.69 ; legal, \$1,721.68 ; repairs to building, \$234.50 ; various, \$19,378.99.....	185,181 61
Total cash expenditure.....	\$ 2,057,599 01

CASH ACCOUNT.

1900.	<i>Dr.</i>	
Dec. 31.	To balance on hand and in banks at this date.....	\$ 92,632 58
1901.		
Dec. 31.	To income as above.....	2,079,989 68
		<u>\$ 2,172,622 26</u>
1901.	<i>Cr.</i>	
Dec. 31.	By expenditure during the year as above.....	\$ 2,057,599 01
	Investments.....	53,750 00
	Balance in hand and in banks at this date.....	61,273 25
		<u>\$ 2,172,622 26</u>

1-2 EDWARD VII., A. 1902

BRITISH AMERICA—*Concluded.*

RISKS AND PREMIUMS.

	IN CANADA.		IN OTHER COUNTRIES.		TOTAL IN ALL COUNTRIES.	
	Amount.	Premiums.	Amount.	Premiums.	Amount.	Premiums.
<i>Fire Risks.</i>	\$	\$ cts.	\$	\$ cts.	\$	\$ cts.
Gross policies in force at date of last statement...	46,765,286	538,943 26	149,788,819	1,457,377 33	196,554,105	1,996,320 59
Taken during the year—new and renewed.....	33,797,718	488,226 57	160,213,350	1,549,983 36	194,011,068	2,038,209 93
Total	80,563,004	1,027,169 83	310,002,169	3,007,360 69	390,565,173	4,034,530 52
Deduct terminated (including renewed).....	32,182,120	406,803 92	138,698,597	1,311,110 66	170,880,717	1,717,914 58
Gross in force at end of year	48,380,884	620,365 91	171,303,572	1,696,250 03	219,684,456	2,316,615 94
Deduct reinsured.....	5,468,658	94,433 64	15,442,169	140,141 15	20,910,827	234,574 79
Net in force at December 31, 1901	42,912,226	525,932 27	155,861,403	1,556,108 88	198,773,629	2,082,041 15
<i>Inland Marine Risks.</i>						
Gross policies in force at date of last statement			1,222,688	36,458 57	1,222,688	36,458 57
Taken during the year....	4,099,854	26,040 92	29,207,672	233,241 60	33,307,526	259,282 52
Total.....	4,099,854	26,040 92	30,430,360	269,700 17	34,530,214	295,741 09
Deduct terminated.....	4,099,854	26,040 92	27,718,795	218,420 63	31,818,649	244,461 55
Gross and net in force at December 31, 1901.....			2,711,565	51,279 54	2,711,565	51,279 54
<i>Ocean Risks.</i>						
Gross policies in force at date of last statement...	1,034,205	45,397 73	747,450	23,570 81	1,781,655	68,968 54
Taken during the year ...	15,864,379	160,342 98	4,756,978	111,538 04	20,621,357	271,881 02
Total	16,898,584	205,740 71	5,504,428	135,108 85	22,403,012	340,849 56
Deduct terminated.. . . .	14,414,919	160,350 47	4,613,017	92,204 26	19,027,936	252,554 67
Gross and net in force at December 31, 1901.....	2,483,665	45,390 24	891,411	42,904 65	3,375,076	88,294 89

Total number of policies in force

(No return.)

Total net amount in force

\$ 204,860,270 00

Total premiums thereon

2,221,615 58

THE CALEDONIAN INSURANCE COMPANY.

STATEMENT FOR THE YEAR ENDING DECEMBER 31, 1901.

President and General Manager,—
DAVID DEUCHAR, F.I.A. & F.F.A.

Joint Secretaries,—
R. CHAPMAN,
R. HILL STEWART.

Principal Office—Edinburgh.

Manager in Canada—LANSING LEWIS.

Head Office in Canada—Montreal.

(Organized in 1805. Incorporated, June 18, 1846. Commenced business in Canada, September, 1883.)

CAPITAL.

Amount of joint stock capital authorized, £1,000,000.....	\$	4,866,666	67
Amount subscribed for, £537,500.....		2,615,833	33
Amount paid up in cash, £107,500.....		523,166	67

ASSETS IN CANADA.

Stocks and bonds :—

	Par value.	Market value.
City of Toronto 6 per cent (1904) bonds.....	\$ 29,200 00	\$ 30,368 00
" " 4 " (1913).....	7,300 00	7,555 50
Canada 4 per cent reduced stock.....	4,866 67	5,158 67
City of Montreal debenture ".....	48,666 67	52,560 00
City of Toronto 4 per cent (1924) bonds.....	13,972 19	14,810 52
" " (1925) ".....	38,933 33	41,269 33
City of Quebec 5 per cent (1913) ".....	24,333 33	27,253 33
Montreal R. C. School bonds maturing in 1926.....	15,000 00	15,900 00

Total par and market values..... \$ 182,272 19 \$ 194,875 35

Carried out at market value..... \$ 194,875 35

(The above being on deposit with the Receiver General.)

Cash at head office in Canada..... 11 00

Cash in banks, viz. :—

Molsons Bank, Montreal.....	\$	3,516	53
" " (on deposit).....		32,963	25

Total..... 36,479 78

Cash in hands of agents in Canada..... 19,595 31

Insurance maps and plans..... 5,000 00

Office furniture..... 1,000 00

Total assets in Canada..... \$ 256,961 44

1-2 EDWARD VII., A. 1902

CALEDONIAN—*Continued.*

LIABILITIES IN CANADA.

Net amount of losses in Canada claimed but not adjusted.....	\$	5,276	11
Net amount of losses resisted and in suit.....		450	00
Total net amount of unsettled claims for fire losses in Canada.....	\$	5,726	11
Reserve of unearned premiums for all outstanding risks in Canada....		171,575	47
Commission on uncollected premiums in agents' hands.....		3,358	42
Total liabilities in Canada.....	\$	180,660	00

INCOME IN CANADA.

Gross cash received for premiums.....	\$	283,966	53
Deduct reinsurance, rebate, abatement and return premiums.....		38,261	28
Net cash received for premiums.....	\$	245,705	25
Received for interest and dividends on bonds and stocks.....		7,518	22
Interest on bank account and bonds.....		1,019	78
Total income in Canada.....	\$	254,243	25

EXPENDITURE IN CANADA.

Amount paid for losses occurring during the year.....	\$	215,665	19
Deduct amount received for reinsurance.....		190	00
Total net amount paid during the year for losses in Canada.....	\$	215,475	19
Commission or brokerage.....		42,248	42
Salaries, fees and all other charges of officials in Canada.....		13,391	17
Paid for taxes in Canada.....		4,516	43
Miscellaneous payments, viz.:—Printing and stationery, \$1,096.04; travelling expenses, \$1,124.38; advertising, \$906.71; postage and exchange, \$1,440.77; rent, \$1,920.83; plans, \$842.56; charges and law costs, \$1,342.88; board expenses, \$1,441.93; office furniture, \$151.40; total, \$10,267.50; less endorsement fees, \$316.60.....		9,950	90
Total expenditure in Canada.....	\$	285,582	11

RISKS AND PREMIUMS.

<i>Fire Risks in Canada.</i>	No.	Amount.	Premiums thereon.
Gross policies at date of last statement.....	17,077	\$ 26,307,198	\$ 303,316 41
Policies taken during the year (new).....	6,924	13,379,613	177,257 55
" " (renewed).....	4,726	8,373,651	109,436 33
Total.....	28,727	\$ 48,060,462	\$ 590,010 29
Deduct terminated.....	9,857	20,176,533	246,247 51
Gross in force at end of year.....	18,870	\$ 27,883,929	\$ 343,762 78
Deduct reinsured.....		702,778	9,311 95
Net in force on December 31, 1901.....	18,870	\$ 27,181,151	\$ 334,450 83
Total number of policies in force in Canada.....	18,870		
Total net amount in force.....		\$ 27,181,151	00
Total premiums thereon.....			334,450 83

SESSIONAL PAPER No. 8

CALEDONIAN—Continued

GENERAL BUSINESS STATEMENT FOR THE YEAR ENDING DECEMBER 31, 1901.

FIRE REVENUE ACCOUNT.

			£	s.	d.				£	s.	d.
Fire funds at December 31, 1900—						Fire claims, after deducting sums re-					
Fire guarantee fund	270,000	0	0			insured	283,704	0	7		
Reserve for unexpired risk (44 per						Commission	84,910	7	1		
cent of the 1900 premiums).....	175,703	0	0			Expenses of management	58,000	17	7		
	<u>£445,703</u>	<u>0</u>	<u>0</u>			Foreign and colonial taxes	9,820	17	5		
Premiums.....	£524,133	4	5			Paid for special reinsurance of liabil-					
Less ordinary rein-						ity for unexpired risks in territory					
surances	106,820	6	8			withdrawn from on Nov. 16, 1901..	33,021	6	0		
	<u>417,312</u>	<u>17</u>	<u>9</u>			Fire funds at end of year—					
Interest (less income tax on fire funds)	12,001	0	0			Fire guarantee fund...£255,000	0	0	0		
Transferred from profit and loss ac-						Reserve for unexpired					
count	36	10	11			risks.....	150,596	0	0		
	<u>£875,053</u>	<u>8</u>	<u>8</u>				<u>405,596</u>	<u>0</u>	<u>0</u>		
							<u>£875,053</u>	<u>8</u>	<u>8</u>		

PROFIT AND LOSS ACCOUNT.

			£	s.	d.				£	s.	d.
Balance from 1900.....	45,913	10	9			Dividend paid in 1901	30,100	0	0		
Interest (less income tax) on paid up						Income tax on untaxed interest	652	16	2		
capital and amount in profit and						Balance of exchange account	212	9	8		
loss account.....	4,075	1	10			Bad and doubtful debts.....	767	19	2		
Transfer fees.....	17	7	6			Carried to fire revenue account	36	10	11		
Gain on realization of investments...	9,881	10	8			Balance	28,117	14	10		
	<u>£ 59,887</u>	<u>10</u>	<u>9</u>				<u>£ 59,887</u>	<u>10</u>	<u>9</u>		

1-2 EDWARD VII., A. 1902

CALEDONIAN—*Uncluded.*

GENERAL BALANCE SHEET AS AT DECEMBER 31, 1901.

LIABILITIES.			ASSETS.		
	£	s. d.		£	s. d.
Shareholders' capital, £537,500 in 21,500 shares of £25, with £5 paid on each, total amount paid	107,500	0 0	Mortgages on property within the United Kingdom	167,674	17 9
Life assurance and annuity fund	1,949,846	19 0	Mortgages on property out of the United Kingdom	41,675	10 2
Fire insurance funds	405,596	0 0	Loans secured over public rates	56,624	16 5
Profit and loss account	28,117	14 10	Loans on the company's life policies	97,941	2 8
	<u>£2,491,060</u>	<u>13 10</u>	Investments—		
Claims under life policies admitted but not paid	20,804	18 3	Colonial government securities	102,360	2 5
Outstanding fire losses	44,099	16 7	Indian government guaranteed railway stock	18,281	1 0
Shareholders' dividends outstanding	2,615	14 0	United States government securities	65,846	13 9
Sundry balances due by the company	5,285	1 5	Other foreign government securities	20,244	6 0
			Home municipal securities	2,887	10 0
			Colonial municipal securities	109,347	10 0
			United States municipal securities	59,772	15 3
			Other foreign municipal securities	17,295	16 1
			Colonial harbour bonds	4,098	0 0
			Foreign harbour bonds	1,734	13 4
			Railway and other debentures and debenture stocks (including United States railroad bonds, £255,157)	739,153	2 5
			Railway and other stocks and shares (preference and ordinary)	224,996	4 1
			Sums on deposit with colonial banks	5,420	5 9
			Feu-duties and ground rents	178,448	16 0
			House property	192,965	6 11
			Life interests and reversions purchased	145,922	11 1
			Loans on life interests and reversions	152,547	19 4
			Loans on personal security	10,910	14 3
			Agents' balances (receipts in course of collection)	68,471	14 8
			Outstanding premiums	3,702	8 10
			Outstanding interest	1,540	5 2
			Interest accrued, but not due	18,592	6 6
			Cash on deposit	14,276	17 6
			Cash on hand and on current account	35,364	14 7
			Office furniture and maps	5,679	9 0
			Stamps	88	13 2
	<u>£2,563,866</u>	<u>4 1</u>		<u>£2,563,866</u>	<u>4 1</u>

1-2 EDWARD VII., A. 1902

CANADIAN FIRE—*Concluded.*

LIABILITIES.

Amount of losses claimed but not adjusted.....	\$	60 00
“ “ reported, or supposed, but not claimed.....		1,608 79
Reserve of unearned premiums.....		94,494 44
Total liabilities.....	\$	96,163 23
Surplus on policy-holders' account.....	\$	155,125 12

INCOME.

	In Canada.	In other countries.
Gross cash received for premiums.....	\$ 201,266 51	\$ 16,958 06
Deduct reinsurance, rebate, abatement and return premiums.....	66,694 36	5,011 29
Net cash received for premiums.....	\$ 134,572 15	\$ 11,946 77
Total net cash received for premiums in all countries.....	\$	146,518 92
Cash received for interest and dividends.....		7,132 44
Total.....	\$	153,651 36
Received for calls on capital.....	\$	764 00
“ increased capital.....		1,474 00
		2,238 00
Total cash income.....	\$	155,889 36

EXPENDITURE.

Amount paid during the year for losses occurring in previous years....	\$	795 34
Deduct savings and salvage.....		40 00
	\$	755 34
Amount paid for losses occurring during the year.....	\$	75,340 95
Less amount received for reinsurances.....		7,480 80
		67,860 15
Total net amount paid during the year for losses.....	\$	68,615 49
Amount of dividends paid during the year at 6 per cent.....		6,310 49
Paid for commission or brokerage.....		16,477 68
“ salaries, fees and all other charges of officials.....		12,376 80
“ taxes.....		1,416 55
Sundry payments:—Printing and stationery, \$1,258.29; postage and telegrams, \$882.75; charges, \$738.70; advertising, \$110.90; rent, \$1,011.64; travelling expenses, \$1,715; legal expenses, \$217.36; Board fees, \$504.63; adjustment fees, \$1,428.47; office furniture and fixtures, \$938.33.....		8,806 07
Total cash expenditure.....	\$	114,003 08

SESSIONAL PAPER No. 8

CANADIAN—*Concluded.*

CASH ACCOUNT.

1900.	<i>Dr.</i>		
Dec. 31.	To balance on hand and in banks.....	\$	57,861 09
1901.			
Dec. 31.	To Income as above.....		155,889 36
	Received from realization of investments.....		660 00
		\$	<u>214,410 45</u>
1901.	<i>Cr.</i>		
Dec. 31.	By Expenditure as above.....	\$	114,003 08
	Investments.....		40,000 00
	Balance on hand and in bank.....		60,407 37
		\$	<u>214,410 45</u>

RISKS AND PREMIUMS.

	IN CANADA.			IN OTHER COUNTRIES.			TOTAL IN ALL COUNTRIES.		
	No.	Amount.	Premiums	No.	Amount.	Premiums	No.	Amount.	Premiums
		\$	\$ cts.		\$	\$ cts.		\$	\$ cts.
Gross policies in force at date of last statement.....	6,751	8,275,011	148,285 39	922	924,570	11,798 16	7,673	9,199,581	160,083 55
Taken during the year—new.....	3,532	6,088,943	96,609 29	373	402,213	5,323 75	3,905	6,491,156	101,933 04
Taken during the year—renewed ...	3,005	2,707,975	70,777 98	840	881,060	10,836 83	3,845	3,589,035	81,614 81
Total.....	13,288	17,071,929	315,672 66	2,135	2,207,843	27,958 74	15,423	19,279,772	343,631 40
Deduct terminated.....	4,038	5,859,374	110,352 54	1,182	1,326,590	16,392 37	5,220	7,185,964	126,744 91
Gross in force at end of year.....	9,250	11,212,555	205,320 12	953	881,253	11,566 37	10,203	12,093,808	216,886 49
Deduct reinsured....	2,058,249	36,721 72	22,842	285 28	2,081,091	37,007 00
Net in force at Dec. 31, 1901.....	9,250	9,154,306	168,598 40	953	858,411	11,281 09	10,203	10,012,717	179,879 49

Number of policies in force at date..... 10,203
 Net amount in force..... \$10,012,717 00
 Premiums thereon..... 179,879 49

THE COMMERCIAL UNION ASSURANCE COMPANY (LIMITED),
LONDON, ENGLAND.

STATEMENT FOR THE YEAR ENDING DECEMBER 31, 1901.

Chairman—W. MIDDLETON CAMPBELL.
Principal Office—London, England.

Secretary—HENRY MANN.
Chief Agent in Canada—JAS. MCGREGOR
Head Office in Canada—Montreal.

(Established, September 28, 1861. Commenced business in Canada, September 11, 1863.)

CAPITAL.

Amount of capital authorized and subscribed for . . .	£2,500,000 stg. =	\$12,166,666 67
Amount of capital paid up in cash.	250,000 stg. =	<u>1,216,656 67</u>

ASSETS IN CANADA (FIRE AND MARINE DEPARTMENT).

Amount of loans in Canada secured by bonds, stocks or other market- able collaterals	\$	2,000 00
---	----	----------

Stocks, bonds, &c., in deposit with the Receiver General, viz.:—

	Par value.	Market value.
Canada 4 per cent stock	\$ 106,580 00	\$ 110,176 45
Queensland 4 per cent loan, 1878	73,000 00	75,190 00
Swedish 3½ per cent bonds	58,400 00	57,816 00
British consolidated stock	48,667 00	47,571 99
Canada 3 per cent stock	24,333 00	24,333 00
Ceylon Government 3 per cent stock	29,200 00	28,032 00

Total par and market values	\$ 340,180 00	\$ 343,119 44
---------------------------------------	---------------	---------------

Carried out at market value		343,119 44
Cash on hand at head office in Canada		<u>1,274 62</u>

Cash in banks, viz.:—

Bank of British North America, Winnipeg	\$ 1,088 60
Bank of British North America, Montreal	<u>26,891 91</u>

Total carried out		27,980 51
Cash deposit with C. F. U. A.		250 00
Agents' balances		44,966 23
Bills receivable		266 35
Approximate value of block plans		4,500 00
Office furniture		<u>1,800 00</u>

Total assets in Canada (exclusive of assets of life branch) \$	<u>426,157 15</u>
--	-------------------

1-2 EDWARD VII., A. 1902

COMMERCIAL UNION—Continued.

RISKS AND PREMIUMS.

<i>Fire Risks in Canada.</i>	No.	Amount.	Premiums thereon.
Gross policies in force at date of last statement.....	31,721	\$ 46,225,828	\$ 580,564 56
Taken during the year—new and renewed	20,067	35,997,644	500,002 68
Total.....	51,788	\$ 82,223,472	1,080,567 24
Deduct terminated (including renewed).....	20,069	35,605,207	451,440 02
Gross in force at end of year.....	31,719	\$ 46,618,265	\$ 629,127 22
Deduct reinsured.....		2,388,431	32,226 52
Net in force at December 31, 1901.....	31,719	\$ 44,229,834	\$ 596,900 70
Total number of policies in force in Canada at date	31,719		
Total net amount in force.....			\$ 44,229,834 00
Total premiums thereon.....			596,900 70

GENERAL BUSINESS STATEMENT FOR THE YEAR ENDING DECEMBER 31, 1901.

FIRE REVENUE ACCOUNT.

	£	s.	d.		£	s.	d.
Amount of fire fund at the beginning of the year	1,358,099	2	7	Losses paid and outstanding, after deduction of reinsurances	990,358	18	6
Premiums, after deduction of reinsurances.....	1,664,407	6	8	Commission and brokerage	250,305	18	4
Interest	40,164	7	2	Contributions to fire brigades	9,640	12	11
				State charges—foreign	30,188	3	8
				Expenses of management	269,802	12	6
				Bad debts	131	11	6
				Appropriation to Palatine purchase.....	104,444	5	4
				Amount to profit and loss.....	30,000	0	0
				Amount of fire fund at the end of the year.....	1,377,798	13	8
	<u>£3,062,670</u>	<u>16</u>	<u>5</u>		<u>£3,062,670</u>	<u>16</u>	<u>5</u>

MARINE REVENUE ACCOUNT.

	£	s.	d.		£	s.	d.
Amount of marine fund at the beginning of the year	376,095	6	9	Losses paid and outstanding, after deduction of reinsurances	134,435	14	1
Premiums, after deduction of reinsurances, discounts and returns.....	231,707	9	8	Expenses of management.....	39,881	17	6
Interest.....	11,289	7	8	Subscriptions to Lloyd's and register books.....	652	12	0
				Underwriters' and managers' commissions.....	4,129	5	11
				Amount to profit and loss.....	50,000	0	0
				Amount of marine fund at the end of the year	389,992	14	7
	<u>£619,092</u>	<u>4</u>	<u>1</u>		<u>£619,092</u>	<u>4</u>	<u>1</u>

THE CONNECTICUT FIRE INSURANCE COMPANY, HARTFORD, CONN.

STATEMENT FOR THE YEAR ENDING DECEMBER 31, 1901.

President—J. D. BROWNE. | *Secretary*—CHARLES R. BURT.*Chief Agents in Canada*—DEWAR & BETHUNE.*Principal Office*—Hartford, Conn. | *Head Office in Canada*—Ottawa.

(Incorporated, June, 1850. Commenced business in Canada, 1886.)

CAPITAL.

Amount of capital authorized, subscribed for and paid up in cash. . . . \$ 1,000,000 00

ASSETS IN CANADA.

Canada 4 per cent stock in deposit with Receiver General—Par value, \$100,000; market value.	\$	101,000 00
Agents' balances in Canada.		7,643 09
Total assets in Canada.	\$	<u>108,643 09</u>

LIABILITIES IN CANADA.

Net amount of losses in Canada adjusted but not due.	\$	817 71
" reported or supposed but not claimed.		10,000 00
" resisted and in suit.		2,267 00
Total net amount of unsettled claims for fire losses in Canada.	\$	13,084 71
Reserve of unearned premiums for all outstanding risks in Canada.		38,814 77
Total liabilities.	\$	<u>51,899 48</u>

INCOME IN CANADA.

Gross cash received for premiums.	\$	67,410 39
Deduct reinsurances, rebate, abatement and return premiums.		14,237 47
Net cash received for premiums.	\$	53,172 92
Received for interest or dividends on stock.		4,000 00
Total income in Canada.	\$	<u>57,172 92</u>

SESSIONAL PAPER No. 8

THE CONNECTICUT FIRE—*Continued.*

EXPENDITURE IN CANADA.

Amount paid for losses occurring in previous years (which losses were estimated in the last statement at \$2,030.50).....	\$	2,258	02
Deduct reinsurance and savings and salvage.....			194 76
Net amount paid for said losses.....	\$	2,063	26
Amount paid for losses occurring during the year.....	\$	33,931	37
Deduct amount received for reinsurance.....			4,115 97
Net amount paid during the year for the said losses.....	\$	29,815	40
Total net amount paid during the year for losses.....	\$	31,878	66
Commission or brokerage.....			9,951 27
Taxes.....			1,898 94
Miscellaneous payments, viz.:—Postage, express, telegraph, exchange, &c., \$315.63; adjustment and travelling expenses, \$538.12; advertising, \$170.96; underwriters' associations, \$481.85; rent and sundries, \$154.07.....			1,660 63
Total expenses in Canada.....	\$	45,389	50

RISKS AND PREMIUMS.

<i>Fire Risks in Canada.</i>	Amount.	Premiums thereon.
Gross policies in force at date of last statement.....	\$ 5,906,323	\$ 81,394 25
Policies taken during the year—new and renewed.....	4,323,046	68,356 48
Total.....	\$ 10,229,369	\$ 149,750 73
Deduct terminated.....	4,834,106	69,956 33
Gross in force at end of year.....	\$ 5,395,263	\$ 79,794 40
Deduct reinsurance.....	386,699	4,004 94
Net in force at December 31, 1901.....	\$ 5,008,564	\$ 75,789 46
Number of policies in force at date.....	(No return).	
Total net amount in force.....	\$	5,008,564 00
Total premiums thereon.....		75,789 46

GENERAL BUSINESS STATEMENT FOR THE YEAR ENDING DECEMBER 31, 1901.

LEDGER ASSETS.

Book value of real estate unencumbered.....	\$	217,000	00
Mortgage loans on real estate.....		1,193,750	00
Book value of stocks and bonds.....		2,159,350	23
Cash on hand and in banks.....		392,602	81
Bills receivable and agents' debit balances.....		115,188	71
Total.....	\$	4,077,891	75

NON-LEDGER ASSETS.

Market value of bonds and stocks over book value.....		138,489	77
Net amount of uncollected and deferred premiums.....		102,230	00
Total assets.....	\$	4,318,611	52

1-2 EDWARD VII., A. 1902

THE CONNECTICUT FIRE—*Concluded.*

LIABILITIES.

Net amount of unpaid losses.....	\$ 279,043 62
Unearned premiums.....	2,031,144 70
Total liabilities, excluding capital stock.....	<u>\$ 2,310,188 32</u>
Joint stock capital paid up in cash.....	\$ 1,000,000 00
Divisible surplus.....	1,008,423 20

INCOME.

Net cash received for premiums.....	\$ 2,377,136 67
Interest and dividends.....	156,485 66
Rents.....	5,502 65
Profit on sale or maturity of ledger assets during the year over book values.....	33,886 86
Total cash income.....	<u>\$ 2,573,011 84</u>

EXPENDITURE.

Net amount paid for losses.....	\$ 1,362,726 41
Dividends to stockholders.....	100,000 00
Commission or brokerage.....	499,920 84
Rents.....	10,250 04
Salaries, fees and all other charges of officials.....	174,028 34
Taxes, licenses and insurance department fees.....	72,878 46
Miscellaneous.....	161,945 86
Total cash expenditure.....	<u>\$ 2,381,749 95</u>

RISKS AND PREMIUMS.

Fire Risks.

Written or renewed during the year.....	\$228,707,070 00
Premiums thereon.....	2,813,097 85
Terminated during the year.....	193,473,344 00
Premiums thereon.....	2,345,202 52
Net in force, December 31, 1901.....	328,391,270 00
Premiums thereon.....	<u>3,839,270 65</u>

SESSIONAL PAPER No. 8

THE EQUITY FIRE INSURANCE COMPANY.

STATEMENT FOR THE YEAR ENDED DECEMBER 31, 1901.

President—ARCHIBALD CAMPBELL, M.P.

Chief Agent—WM. G. BROWN.

Principal Office—Toronto.

(Incorporated by letters patent bearing date January 29, 1898 ; commenced business in Ontario, January 29, 1898 ; Dominion license issued, July 1, 1901.)

CAPITAL.

Amount of joint stock or guarantee capital authorized	\$ 1,000,000 00
Amount subscribed for	500,000 00
Amount paid up	<u>50,000 00</u>

(For List of Shareholders, see Appendix.)

ASSETS.

Bonds in deposit with the Receiver General, viz. :—

	Par value.	Market value.
City of Toronto bonds	\$41,853 33	\$41,694 80
Town of Woodstock bonds	11,000 00	11,382 12
Total par and market values	<u>\$52,853 33</u>	<u>\$53,076 92</u>

Carried out at market value	\$ 53,076 92
Loans secured by bonds and mortgages, first liens	20,000 00
Cash at head office	265 38
Cash in banks—viz., in Imperial Bank	337 83
Interest accrued and unpaid on loans	185 00
Agents' balances	15,102 80
Plans and furniture	3,633 64
Reinsurance on claims	2,688 87
Licenses paid in advance	300 00
Rents due and unpaid, \$81.50 ; travelling expenses, \$6.68	88 18
Total assets	<u>\$ 95,678 62</u>

LIABILITIES.

Net amount of losses due and yet unpaid	\$ 1,630 99
" " reported or supposed, but not claimed	1,000 00
" " resisted—in suit (claimed prior to 1901)	1,500 00
Total net amount of unsettled claims for fire losses in Canada	\$ 4,130 99
Reserve of unearned premiums for all outstanding risks in Canada	59,556 56
Dividends declared and paid in January, 1902	3,000 00
Due for rent	225 00
Reinsurances unpaid	1,350 00
Cancellation rebates unpaid	640 00
Adjustment expenses, \$14.24 ; auditors' fees unpaid, \$75.00	89 24
Total liabilities	<u>\$ 68,991 79</u>
Capital stock paid up in cash and notes	<u>\$ 50,000 00</u>

1-2 EDWARD VII., A. 1902

EQUITY FIRE—*Concluded.*

INCOME.

Gross cash received for premiums.....	\$121,083 81	
Deduct reinsurance, rebate, abatement and return premiums	28,547 47	
Net cash received for premiums.....		\$ 92,536 34
Received for interest and dividends on bonds, stocks, &c.....		2,578 20
Total income.....		<u>\$ 95,114 54</u>

EXPENDITURE.

Amount paid during the year for losses occurring in previous years (which losses were estimated in the last statement at \$1,339.46).....	\$ 1,339 46	
Amount paid for losses occurring during the year.....	\$ 44,958 85	
Deduct reinsurance.....	8,342 63	
Net amount paid for said losses.....	\$ 36,616 22	
Total net amount paid during the year for losses.....		\$ 37,955 68
Paid for commission or brokerage.....		20,792 34
Paid for salaries, fees and all other charges of officials.....		8,415 99
Paid for taxes.....		962 93
All other expenditure, viz.:—Printing and stationery, \$1,188.49; advertising, \$614.79; legal expenses, \$650.84; guarantee bonds, \$140.80; mercantile agency, \$110; general expenses, \$796.46; agency expenses, \$296.63; travelling expenses, \$705.95; rent, \$293.73; discount and exchange, \$619.11; telephone, \$63.50; office furniture and plans, \$1,286.55.....		6,766 85
Total expenditure.....		<u>\$ 74,893 79</u>

CASH ACCOUNT.

1900.	DR.	1901.	CR.
Dec. 31—To balance in hand and in banks at date.	\$ 9,109 38	Dec. 31—By Expenditure as above.....	\$ 74,893 79
1901.		Investments.....	28,726 92
Dec. 31—To income as above	95,114 54	Balance in hand and in banks at date.....	603 21
	<u>\$ 104,223 92</u>		<u>\$ 104,223 92</u>

RISKS AND PREMIUMS.

	No.	Amount.	Premiums thereon.
Policies in force at date of last statement.....	5,695	\$ 6,414,558	\$ 67,703 06
Taken during the year—new and renewed.....	7,480	10,247,461	126,960 93
Total.....	13,175	\$ 16,662,019	\$ 194,663 99
Deduct terminated.....	4,305	5,814,438	62,837 71
Gross in force at end of year.....	8,870	\$ 10,847,581	\$ 131,826 28
Deduct reinsured.....		1,457,905	18,776 90
Net in force at December 31, 1901.....	8,870	\$ 9,389,676	\$ 113,049 38
Total number of policies in force in Canada at date.....			8,870
Total net amount in force.....			\$ 9,389,676 00
Total premiums thereon.....			<u>113,049 38</u>

SESSIONAL PAPER No. 8

THE GUARDIAN FIRE AND LIFE ASSURANCE COMPANY (LIMITED).

STATEMENT FOR THE YEAR ENDING DECEMBER 31, 1901.

Chairman—HON. EVELYN HUBBARD.
 Manager Fire Dept.—A. J. RELTON.

Principal Office—London, England.
 Chief Agent in Canada—E. P. HEATON.

Head Office in Canada—Montreal.

(Established, December 17, 1821. Commenced business in Canada, May 1, 1869.)

CAPITAL.

Amount of joint stock capital authorized and subscribed for	£2,000,000 stg. =	\$9,733,333 33
Amount paid up in cash	1,000,000 “ =	4,866,666 67

ASSETS IN CANADA.

Value of real estate (unencumbered) in Canada (building 181 St. James Street, Montreal).....	\$	100,000 00
Stocks, bonds or debentures owned by the company, viz. :—		

	Par value.	Market value.
*Canada 4 per cent guaranteed loan (1910).....	\$ 138,700 00	\$ 151,183 00
*Intercolonial Railway 5 per cent guaranteed loan (1903).....	53,533 33	57,816 00
*Dominion of Canada 4 per cent inscribed stock	73,000 00	78,110 00
City of Winnipeg 5 per cent bonds.....	14,000 00	16,625 00
St. Louis du Mile End 4 per cent bonds.....	10,000 00	10,500 00
Brantford 4 per cent bonds.....	10,000 00	10,270 00
Maisonneuve 5 per cent bonds.....	7,000 00	8,400 00
St. Henry 4½ per cent bonds.....	6,000 00	6,600 00
Montreal R. C. School 4 per cent bonds.....	15,000 00	15,915 00
Town of St. Louis 4 per cent bonds.....	10,000 00	10,500 00
Town of Côte St. Antoine (Westmount) 4 per cent bonds..	35,000 00	37,450 00
City of St. Henri 4 per cent bonds.....	15,000 00	15,900 00
Province of Manitoba 4 per cent gold bonds	8,000 00	8,720 00

Total par and market values..... \$ 395,233 33 \$ 427,989 00

Carried out at market value.....		427,989 00
Cash on hand at head office in Canada.....		3,960 38

Cash in banks, viz. :—

Molsons Bank	\$	5,223 37
Bank of British North America.....		16,523 59
Manager's account.....		118 99

Total cash in banks.....		21,865 95
Special deposit, C.F.U.A.....		250 00
Cash in hands of agents in Canada.....		56,490 06
Interest accrued		1,711 70
Rents accrued.....		513 33

Total assets in Canada..... \$ 612,780 42

* Deposited with the Receiver General.

1-2 EDWARD VII., A. 1902

GUARDIAN FIRE AND LIFE—Continued.

LIABILITIES IN CANADA.

Net amount of losses claimed but not adjusted.....	\$	18,745	50
Net amount of losses resisted, in suit (accrued in previous years)		11,955	00
Total net amount of unsettled claims for losses in Canada.....	\$	30,700	50
Reserve of unearned premiums for all outstanding fire risks in Canada.		274,350	52
Total liabilities in Canada.....	\$	305,051	02

INCOME IN CANADA.

Gross cash received for fire premiums	\$	448,980	83
Deduct reinsurance, rebate, abatement and return premiums.....		53,518	17
Net cash received for fire premiums.....	\$	395,462	66
Received for interest on stocks, bonds, mortgages, &c.....		5,897	04
Total cash income in Canada.....	\$	401,359	70

EXPENDITURE IN CANADA.

Paid during the year for losses occurring in previous years (which losses were estimated in the last statement at \$18,273.33).....	\$	16,335	82
Deduct amount received for savings and salvage and for reinsurance.....		9	17
Net amount paid during the year for said losses	\$	16,326	65
Paid for losses occurring during the year.....	\$	359,536	07
Deduct amount received for savings and salvage and for reinsurance.....		50,929	37
Net amount paid during the year for said losses.....	\$	308,606	70
Net amount paid during the year for fire losses.....	\$	324,933	35
Commission or brokerage.....		67,961	45
Salaries, fees, and all other charges of officials in Canada.....		23,757	45
Taxes.....		5,022	91

Miscellaneous payments, viz:—

Dominion Government assessment, \$153.64; travelling expenses, \$3,488.68; tariff association charges, \$1,723.98; advertising, \$2,030.41; postage, \$2,175.92; printing and stationery, \$2,762.14; maps and plans, \$2,083.88; office furniture, \$452.34; rents, \$3,508.86; gas, water, light, &c., \$318.15; sundries, \$572.11; legal expenses, \$19.50; commercial agencies, \$200; bad debts, \$184.02.....		19,673	63
Total cash expenditure in Canada.....	\$	441,348	79

SESSIONAL PAPER No. 8

GUARDIAN FIRE AND LIFE—*Concluded.*

RISKS AND PREMIUMS.

<i>Fire Risks in Canada</i>	No.	Amount.	Premiums thereon.
Gross policies in force at date of last statement ..	25,519	\$ 39,603,595	\$ 481,103 63
Taken during the year—new and renewed.....	18,808	32,137,455	463,578 07
Total.....	44,327	\$ 71,741,050	\$ 944,681 70
Deduct terminated (including renewed).....	16,890	29,336,628	381,293 09
Gross in force at end of year.....	27,437	\$ 42,404,422	\$ 563,388 61
Deduct reinsured.....		1,596,012	19,434 46
Net in force at December 31, 1901....	27,437	\$ 40,808,410	\$ 543,954 15
Total number of policies in force in Canada at date.....	27,437		
Total net amount in force.....			\$ 40,808,410 00
Total premiums thereon.....			543,954 15

(For General Business Statement, see Appendix.)

THE HARTFORD FIRE INSURANCE COMPANY.

STATEMENT FOR THE YEAR ENDING DECEMBER 31, 1901.

President—GEO. L. CHASE. | Secretary—P. C. ROYCE.

Principal Office—Hartford, Conn., U.S.

Chief Agent in Canada— | Head Office in Canada—Toronto.

Peter A. McCallum. |

(Incorporated, May, 1810. Commenced business in Canada, November, 1836.)

CAPITAL.

Amount of capital authorized.....	\$	3,000,000 00
Subscribed for and paid up in cash.....		<u>1,250,000 00</u>

ASSETS IN CANADA.

Stocks and bonds on deposit with Receiver General—

	Par value.	Market value.
Montreal Corporation 4 per cent stock.....	\$ 62,500 00	\$ 67,500 00
Ontario Bank stock, 43 $\frac{1}{2}$ shares.....	4,333 34	5,503 33
Bank of Montreal stock, 100 shares.....	20,000 00	52,000 00
City of Toronto debentures.....	39,906 66	40,704 79
	<u>\$ 126,740 00</u>	<u>\$ 165,708 12</u>

Carried out at market value.....	\$	165,708 12
Cash in Imperial Bank, Toronto.....		39,426 45
Cash in hands of agents in Canada.....		18,066 45
Total assets in Canada.....	\$	<u>223,201 02</u>

LIABILITIES IN CANADA.

Net amount of fire losses in Canada, adjusted but not due.....	\$	11,461 08
Net amount of losses resisted, not in suit.....		500 00
Total net amount of unsettled claims for fire losses in Canada.....	\$	11,961 08
Reserve of unearned premiums for all outstanding fire risks in Canada.....		145,768 97
Total liabilities in Canada.....	\$	<u>157,730 05</u>

INCOME IN CANADA.

* Gross cash received for premiums.....	\$	253,110 26
Deduct reinsurance, rebate, abatement and return premiums.....		<u>22,825 84</u>
Net cash received for fire premiums.....	\$	230,284 42
" interest and dividends.....		10,468 14
Total cash income in Canada.....	\$	<u>240,752 56</u>

* Including \$30,905.30 for reinsuring risks of the American Fire.

SESSIONAL PAPER No. 8

HARTFORD FIRE INSURANCE COMPANY—Continued.

EXPENDITURE IN CANADA.

Paid during the year for fire losses occurring in previous years (which losses were estimated in last statement at \$15,352.26)	\$ 12,525 71	
Paid for fire losses occurring during the year.	\$ 137,008 37	
Deduct amount received for reinsurance.	2,362 18	
Net amount paid during the year for said losses.	<u>\$ 134,646 19</u>	
Total net amount paid during the year for fire losses.		\$ 147,171 90
Commission or brokerage.		46,768 13
Salaries, fees, &c.		6,266 98
Taxes in Canada.		2,840 52
Miscellaneous payments, viz.:—Local board expenses, \$448.52; advertising, \$131.63; adjustment expenses, \$1,121.58; rent, \$550; postage, \$590.33; stationery, \$159.29; duty on supplies, \$29.95; telegrams, \$62.57; Winnipeg office, \$2,661.72; sundry expenses—plans, \$189.98; general board of expenses, C.F.U.A., \$576.42; agents' charges (duties, &c.) \$64.99; subscription to mercantile agency, \$50; express charges, \$23.79; exchange; \$54.89.		6,715 66
Total expenditure in Canada.		<u>\$ 209,763 19</u>

RISKS AND PREMIUMS.

Fire Risks in Canada.

	Amount.	Premiums thereon.
Gross policies in force at date of last statement.	\$ 20,590,221	\$ 255,681 05
* Taken during the year—new and renewed.	20,178,317	259,029 33
Total.	<u>\$ 40,768,538</u>	<u>\$ 514,710 38</u>
Deduct terminated.	18,420,267	225,780 26
Gross in force at end of year.	\$ 22,348,271	\$ 288,930 12
Deduct reinsured.	476,481	5,357 85
Net in force at December 31, 1901.	<u>\$ 21,871,790</u>	<u>\$ 283,572 27</u>
Total number of policies in force in Canada at date.		(No return).
Total net amount in force.		\$ 21,871,790 00
Total premiums thereon.		<u>283,572 27</u>

GENERAL BUSINESS STATEMENT FOR THE YEAR ENDING DECEMBER 31, 1901.

LEDGER ASSETS.

Value of real estate unencumbered.	\$ 942,500 00
Loans on mortgages of real estate.	793,200 00
Loans secured by pledge of bonds, stocks or other collaterals.	4,800 00
Stocks and bonds, market value.	8,132,555 91
Cash in hand and in banks.	725,160 20
Gross premiums in course of collection.	1,631,580 06
Printing plant.	24,738 36
Interest due and accrued.	11,353 57
Rents due and accrued.	1,483 42
Due from various companies for reinsurance on paid losses.	16,443 29
Total.	<u>\$ 12,283,814 81</u>
Deduct items not admitted.	24,738 36
Total net assets.	<u>\$ 12,259,076 45</u>

* Including \$4,384,685 of risks taken over from the American Fire, the unearned premiums thereon being \$36,377.98. Of these risks \$666,086 in amount and \$5,472.68 of premiums had previously been reinsured.

1-2 EDWARD VII., A. 1902

HARTFORD FIRE INSURANCE COMPANY—*Concluded.*

LIABILITIES.

Net amount of unpaid losses.....	\$ 1,096,391 33
Unearned premiums.....	6,798,504 68
All other liabilities.....	113,325 00
Total liabilities.....	<u>\$ 8,008,221 01</u>
Capital stock paid up in cash.....	\$ 1,250,000 00
Divisible surplus.....	<u>3,000,855 44</u>

INCOME.

Net cash received for premiums.....	\$ 9,653,783 03
Interest and dividends.....	359,833 18
Rents.....	17,399 92
From all other sources.....	179 72
Total cash income.....	<u>\$ 10,031,195 85</u>

EXPENDITURE.

Net amount paid for losses.....	\$ 5,242,822 91
Interest or dividends to stockholders.....	400,000 00
Commission or brokerage.....	1,707,772 30
Salaries, fees, and other charges of officers, clerks and other employees..	567,851 83
Taxes, licenses and insurance department fees.....	198,288 82
Miscellaneous.....	1,096,635 53
Total cash expenditure.....	<u>\$ 9,213,371 39</u>

RISKS AND PREMIUMS—FIRE RISKS.

Amount of policies written or renewed during the year.....	\$1,019,068,207 00
Premiums thereon.....	11,614,027 12
Amount terminated during the year.....	748,100,591 00
Premiums thereon.....	8,856,697 23
Net amount in force, December 31, 1901.....	1,221,992,701 00
Premiums thereon.....	<u>13,538,771 12</u>

THE IMPERIAL INSURANCE COMPANY, LIMITED.

STATEMENT FOR THE YEAR ENDING DECEMBER 31, 1901.

Chairman—EDWARD HUTH. | General Manager—E. COZENS-SMITH.

Principal Office—London, England.

Resident Manager in Canada— | Head Office in Canada—Montreal.
G. R. KEARLEY.

(Established, February 12, 1803. Commenced business in Canada, 1864.)

CAPITAL.

Amount of joint stock capital authorized (including £400,000 capitalized profits).....	£1,600,000	stg. = \$	7,786,666 67
Amount subscribed for.....	1,200,000	"	5,840,000 00
Amount paid up in cash.....	300,000	"	1,460,000 00
			1,460,000 00

ASSETS IN CANADA.

Real estate in Canada owned by the company, viz:—

Building and ground situate corner St. James Street and Place d'Armes Hill, Montreal, occupied by the company and tenants as offices.....	\$	359,838 78
Building and ground situate corner Prince William Street and Market Square, St. John, N.B.....		17,339 39
Total real estate.....	\$	377,178 17

Stocks and bonds on deposit with the Receiver General, viz:—

	Par value.	Market value.
Canada 4 per cent inscribed stock.....	\$ 100,253 33	\$ 105,266 00
" 3½ " ".....	29,200 00	28,908 00
British Columbia 3 per cent inscribed stock.....	109,500 00	109,500 00
Total par and market values.....	\$ 238,953 33	\$ 243,674 00

Carried out at market value.....	243,674 00
Cash on hand at head office in Canada.....	35 18
Cash in banks, viz:—	
Bank of Montreal, St. John, N.B.....	\$ 1,714 65
" British North America, Montreal.....	4,347 97
Total carried out.....	6,062 62
Agents' balances and outstanding premiums.....	40,132 30
Rents due.....	1,291 94
Office furniture and plans.....	5,000 00
Deposit bills C.F.U.A.....	250 00
Total assets in Canada.....	\$ 673,624 21

1-2 EDWARD VII., A. 1902

IMPERIAL—Continued.

LIABILITIES IN CANADA.

Net amount of losses in Canada due and yet unpaid, and adjusted but not due	\$	6,591	85
Net amount claimed but not adjusted		6,410	00
<hr/>			
Total net amount of unsettled claims for fire losses in Canada	\$	13,001	85
Reserve of unearned premiums for all outstanding fire risks in Canada		212,410	73
Sundry liabilities		1,652	07
<hr/>			
Total liabilities	\$	227,064	65

INCOME IN CANADA.

Gross cash received for fire premiums	\$	352,517	33
Deduct reinsurance, rebate, abatement and return premiums		46,018	09
<hr/>			
Net cash received for fire premiums	\$	306,499	24
Interest on bonds, stocks, mortgages, &c		8,507	29
Received for rents		7,711	42
<hr/>			
Total cash income in Canada	\$	322,717	95

EXPENDITURE IN CANADA.

Amount paid during the year for losses occurring in previous years (which losses were estimated in last statement at \$4,210.85)	\$	3,576	19
Paid for fire losses occurring during the year	\$	230,859	45
Deduct savings and salvage and reinsurance		17,641	07
<hr/>			
Net amount paid for said losses	\$	213,218	38
<hr/>			
Total net amount paid during the year for fire losses in Canada	\$	216,794	57
Paid for commission or brokerage		49,387	70
“ salaries, fees, &c		20,219	90
“ taxes in Canada		5,363	04
Miscellaneous payments, viz.: Postage, express and telegrams, \$1,862.32; advertising, \$785.45; printing and stationery, \$1,816.12; traveling expenses, \$2,345.54; rent, \$3,181.96; sundries, \$2,322.34; underwriters' assessments, \$1,962.69; maps and plans, \$1,296.90; auditing accounts, \$325; light, \$176.19; exchange, \$499.07		16,573	58
<hr/>			
Total cash expenditure in Canada	\$	308,338	79

RISKS AND PREMIUMS.

<i>Fire Risks in Canada.</i>	No.	Amount.	Premiums thereon.
Gross policies in force at date of last statement	18,604	\$31,769,989	\$404,388 80
Taken during the year—new and renewed	12,825	23,287,352	319,455 85
Total	31,429	\$55,057,341	\$753,844 65
Deduct terminated (including renewed)	12,322	24,210,304	320,879 93
<hr/>			
Gross in force at end of year	19,107	\$30,847,037	\$432,964 72
Deduct reinsured	952,084	10,933 30
<hr/>			
Net in force at December 31, 1901	19,107	\$29,894,953	\$422,031 42
<hr/>			
Total number of policies in force in Canada at date	19,107		
Total net amount in force		\$	29,894,953 00
Total premiums thereon			422,031 42

SESSIONAL PAPER No. 8

IMPERIAL—*Concluded.*

GENERAL BUSINESS STATEMENT FOR THE YEAR ENDING DECEMBER 31, 1901.

REVENUE ACCOUNT.

	£	s.	d.		£	s.	d.
General reserve fund brought forward.....	615,414	5	2	Losses after deduction of reinsurance.....	522,825	3	3
Reserve for unexpired risks brought forward.....	245,562	14	10	Expenses of management.....	120,762	14	11
Premiums received after deduction of reinsurance.....	731,296	10	8	Commission and brokerage.....	138,758	8	3
Interest and dividends (less tax)...	51,445	12	9	Reserve for unexpired risks carried forward.....	243,765	10	2
Transferred from profit and loss appropriation account.....	9,525	2	7	General reserve fund carried forward.....	627,132	9	5
	<u>£1,653,244</u>	<u>6</u>	<u>0</u>		<u>£1,653,244</u>	<u>6</u>	<u>0</u>

PROFIT AND LOSS ACCOUNT.

	£	s.	d.		£	s.	d.
Balance of last year's account.....	75,000	0	0	Interim dividend of 10s. a share on 60,000 shares, paid Jan. 5, 1901..	30,000	0	0
Difference realized on investments.....	84,795	2	9	Dividend of 15s. a share on 60,000 shares, paid July 5, 1901.....	45,000	0	0
Transfer fees.....	31	17	6	Transferred to revenue account....	9,525	2	7
				Income tax on profits.....	122	2	0
				Bad debts.....	179	15	8
				Balance at the end of the year....	75,000	0	0
	<u>£ 159,827</u>	<u>0</u>	<u>3</u>		<u>£ 159,827</u>	<u>0</u>	<u>3</u>

BALANCE SHEET.

<i>Capital and Liabilities.</i>			<i>Property and Assets.</i>				
	£	s.	d.		£	s.	d.
Capital subscribed on 60,000 shares of £20 each.....	£1,200,000			Mortgages on property within the United Kingdom.....	17,000	0	0
Paid-up on 60,000 shares at £5 each	300,000	0	0	Investments—			
Special reserve fund.....	400,000	0	0	In British government securities.	184,348	10	0
General reserve fund.....	627,132	9	5	Indian, colonial and provincial government securities.....	246,816	18	2
Reserved for unexpired risks.....	243,765	10	2	Foreign government and state securities.....	132,203	2	7
Profit and loss appropriation account.....	75,000	0	0	Railway and other debentures and debenture stocks.....	183,950	3	5
Outstanding losses. £136,066	0	0		Railway and other stocks and shares (guaranteed, preference and ordinary).....	246,183	11	1
Term premiums paid in advance, less commission and expenses.....	56,003	9	8	House property—Freehold offices, £354,480 7s. 1d.; leasehold, £12,415 16s. 9d.....	366,896	3	10
Outstanding commission and agents' expenses.....	18,060	0	0	Fire brigade and salvage corps securities.....	4,939	13	11
Bills payable.....	2,400	0	0	Corporation and county bonds and stocks.....	133,437	15	10
Unclaimed dividends.....	168	15	0	Bank stocks.....	75,950	6	3
Leasehold rents reserve.....	2,868	7	8				
Temporary loan from bankers.....	20,000	0	0				
Other companies' balances for reinsurance and losses.....	349	10	0				
Sundry accounts.....	1,819	12	6				
	<u>237,780</u>	<u>14</u>	<u>10</u>				
	<u>£1,883,678</u>	<u>14</u>	<u>5</u>	Branch and agents' balances.....	*£1,591,726	5	1
				Cash at bankers.....	147,676	17	11
				Due for house property sold (since received).....	10,988	15	7
				Bills receivable.....	118,994	16	11
				Stamps and cash in hand.....	14,105	7	9
					186	11	2
					<u>£1,883,678</u>	<u>14</u>	<u>5</u>

* Included in this amount are securities representing the sum of £249,973 0s. 9d. deposited in the United States in accordance with the requirements of the laws of various States, in connection with the business undertaken there.

THE INSURANCE COMPANY OF NORTH AMERICA.

STATEMENT FOR THE YEAR ENDING DECEMBER 31, 1901.

President—CHARLES PLATT.
Chief Agents in Canada—
 ROBERT HAMPSON AND SON.

Secretary—GREVILLE E. FRYER.
Principal Office—Philadelphia.
Head Office in Canada—Montreal.

(Incorporated April 14, 1792. Commenced business in Canada, November 7, 1889.)

CAPITAL.

Amount of joint stock capital authorized, subscribed for and paid up
 in cash \$ 3,000,000 00

ASSETS IN CANADA.

Bonds, in deposit with the Receiver General, viz.:

	Par value.	Market value.
City of Montreal 4 per cent bonds.....	\$ 111,000 00	\$ 124,320 00
Carried out at market value.....		\$ 124,320 00
Cash in banks, viz.:		
Bank of Montreal, Montreal.....	\$ 27,217 14	
" St. John, N.B.....	8,857 83	
" Halifax, N.S.....	11,260 63	
		47,335 60
Total assets in Canada.....		\$ 171,655 60

LIABILITIES.

Net amount of fire losses in Canada adjusted but not due.....	\$ 273 70
" " claimed but not adjusted.....	3,950 00
" " reported or supposed but not claimed.....	3,004 00
Total net amount of unsettled claims for fire losses in Canada.....	\$ 7,227 70
Reserve of unearned premiums for all unexpired fire risks in Canada....	104,452 82
Total liabilities in Canada.....	\$ 111,680 52

INCOME IN CANADA.

Gross cash received for fire premiums.....	\$ 198,022 44
Deduct reinsurance, rebate, abatement and return premiums.....	30,915 59
Net cash received for fire premiums.....	\$ 167,106 85
Net cash received for inland marine premiums.....	1,719 44
Interest on bonds, stocks, mortgages, &c.....	4,440 00
Total income in Canada.....	\$ 173,266 29

SESSIONAL PAPER No. 8

THE INSURANCE COMPANY OF NORTH AMERICA—Continued.

EXPENDITURE IN CANADA.

Amount paid during the year for fire losses occurring in previous years (which losses were estimated in the last statement at \$3,957.94).....	\$	2,938	01
Amount paid for fire losses occurring during the year.....	\$	127,008	24
Deduct amount received for reinsurance.	\$	14,683	88
Deduct savings and salvage		4,820	16
Total deductions		19,504	04
Net amount paid during the year for said losses.....	\$	107,504	20
Net amount paid during the year for fire losses in Canada.....	\$	110,442	21
Paid for commission or brokerage.....		44,064	81
Taxes		2,536	49
Miscellaneous payments, viz.:—Advertising, \$729.74; maps and plans, \$772.95; postage, telegrams, &c., \$1,211.08; stationery and printing, \$1,245.90; travelling expenses, \$982.23; underwriters' associations, \$972.50; sundries, \$445.79; office expenses, \$236.22....		6,596	41
Total expenditure in Canada.....	\$	163,639	92

RISKS AND PREMIUMS.

<i>Fire Risks in Canada.</i>	Amount.	Premiums thereon.
Gross policies in force at date of last statement.....	\$ 15,167,880	\$ 181,439 75
Taken during the year—new and renewed.....	14,857,356	200,077 80
Total.....	\$ 30,025,236	\$ 381,517 55
Deduct terminated (including renewed).....	13,963,270	170,302 27
Gross in force at end of year.....	\$ 16,061,966	\$ 211,215 28
Deduct reinsured	623,107	8,404 61
Net in force December 31, 1901.....	\$ 15,438,859	\$ 202,810 67
<i>Inland Marine Risks in Canada.</i>		
Taken during the year.....	\$ 645,692	\$ 1,719 44
Deduct terminated.....	645,692	1,719 44
Total number of policies in force in Canada at date.....(No return.)		
Total net amount in force.....		\$15,338,859 00
Total premiums thereon		202,810 67

GENERAL BUSINESS STATEMENT FOR THE YEAR ENDING DECEMBER 31, 1901.

LEDGER ASSETS.

Book value of real estate, unencumbered, \$854,668.98; encumbered, \$3,793.92	\$	858,462	90
Mortgage loans on real estate, first liens, \$1,437,873.80; other than first, \$9,750.....		1,447,623	80
Book value of bonds and stocks owned by the company.....		4,944,050	00
Amount of loans secured by pledge of bonds, stocks or other collaterals		77,500	00
Cash in banks.....		1,147,601	51
Reinsurance claims on marine losses paid.....		14,909	92
Book debts due the company.....		19,887	39
Bills receivable.....		40,128	74
Agents' debit balance.....		831,836	19
Total	\$	9,382,000	45
Deduct ledger liabilities.....		22,988	61
Total net ledger assets.....	\$	9,359,011	84

1-2 EDWARD VII., A. 1902

THE INSURANCE COMPANY OF NORTH AMERICA—*Continued.*

NON-LEDGER ASSETS.

Interest due, \$5,247.36, and accrued, \$5,295.69.....	\$	10,543	05
Market value of bonds and stocks over book value.....		384,935	00
Net amount of uncollected and deferred premiums.....		266,000	00
		<hr/>	
Gross assets.....	\$	10,020,489	89
Deduct assets not admitted.....		280	00
		<hr/>	
Total admitted assets.....	\$	10,020,209	89
		<hr/>	

LIABILITIES.

Net amount of unpaid losses, fire, \$494,500; marine, \$222,000.....	\$	716,500	00
Total unearned premiums.....		3,861,793	89
Amount reclaimable by the insured on perpetual fire policies, being 90 and 95 per cent of the premium or deposit received.....		769,243	60
		<hr/>	
Total liabilities.....	\$	5,347,537	49
		<hr/>	

Joint stock capital paid up in cash.....	\$	3,000,000	00
Divisible surplus.....		1,672,952	40
		<hr/>	

INCOME DURING THE YEAR.

Net cash received for premiums other than perpetuals—fire, \$4,691,852.42; marine and inland, \$1,747,139.89.....	\$	6,438,992	31
Deposit premiums received on perpetual risks.....		21,196	60
Received for interest and dividends.....		319,835	88
Rents.....		38,252	20
Profit on sale or maturity of ledger assets during the year over book values.....		25,249	93
From all other sources.....		1,696	27
		<hr/>	
Total income.....	\$	6,845,223	19
		<hr/>	

EXPENDITURE DURING THE YEAR.

Net amount paid for losses, fire, \$2,814,319.25; marine and inland, \$981,257.94.....	\$	3,795,577	19
Deposit premiums returned on perpetual risks.....		16,577	28
Paid stockholders for interest or dividends.....		360,000	00
Commission or brokerage.....		1,265,586	42
Salaries and allowances to agents.....		162,341	22
Rents.....		20,701	08
Salaries, fees, and all other charges of officials.....		235,951	59
Taxes, licenses and insurance department fees.....		189,406	85
Profit and loss.....		30,768	87
All other expenditure.....		278,260	42
		<hr/>	
Total expenditure.....	\$	6,355,170	92
		<hr/>	

SESSIONAL PAPER No. 8

THE INSURANCE COMPANY OF NORTH AMERICA—*Concluded.*

MISCELLANEOUS.

Amount of fire risks written or renewed during the year.....	\$570,135,310	00
Premiums thereon	5,907,685	38
Amount of marine and inland risks written or renewed during the year.....	362,058,660	00
Premiums thereon	2,152,564	31
Amount of fire risks terminated.....	584,762,450	00
Premiums thereon.....	5,162,050	47
Amount of marine and inland risks terminated.....	362,052,474	00
Premiums thereon.....	2,076,021	46
Net amount of fire risks in force on December 31, 1901.....	615,125,855	00
Premiums thereon	6,910,519	65
Net amount of marine and inland risks in force on December 31, 1901.	5,252,027	00
Premiums thereon	312,251	25

PERPETUAL RISKS.

Amount of risks written during the year.....	\$	706,703	93
Deposits thereon.....		21,196	60
Amount of risks terminated.....		607,980	14
Deposits.....		16,577	28
Amounts in force on December 31, 1901.....		33,504,812	93
Deposits.....		846,217	72

* THE LANCASHIRE INSURANCE COMPANY.

STATEMENT FOR THE YEAR ENDING DECEMBER 31, 1901.

Agent in Canada—GEORGE SIMPSON.
Principal Office—Liverpool, England.

Head Office in Canada—Royal Insur-
ance Building, Montreal.

(Established, June 19, 1852. Commenced business in Canada, July, 1864.)

CAPITAL.

Amount of joint stock capital authorized.....	\$ 15,000,000 00
Amount subscribed for.....	13,649,300 00
Paid up in cash.....	<u>1,364,930 00</u>

ASSETS IN CANADA.

Stocks and bonds on deposit with the Receiver General, viz. :—

	Par value.	Market value.	
Canada stock.....	\$ 97,333 33	\$ 99,488 13	
" 4 per cent bonds, loan 1883.....	95,000 00	97,850 00	
British consolidated 2½ per cent stock.....	19,466 67	18,806 48	
Province or Quebec 3 per cent stock ..	17,033 33	15,170 40	
Total par and market values.....	<u>\$228,833 33</u>	<u>\$231,315 01</u>	
Carried out at market value.....			\$ 231,315 01
Cash on hand at head office.....			7 31
Cash in Dominion Bank.....			1,222 06
Interest accrued.....			1,389 42
Cash in hands of agents in Canada.....			168 67
Total assets in Canada.....			<u>\$ 234,102 47</u>

LIABILITIES IN CANADA.

Net amount of fire losses in Canada adjusted but not due.....	\$ 565 00
" " " claimed but not adjusted.....	5,845 00
" " " resisted, in suit (accrued in previous years).....	<u>3,250 00</u>
Total net amount of unsettled claims for fire losses in Canada.....	\$ 9,660 00
Reserve of unearned premiums for all outstanding fire risks in Canada.....	<u>68,944 23</u>
Total liabilities in Canada.....	<u>\$ 78,604 23</u>

* This company has been absorbed by the Royal Insurance Company.

SESSIONAL PAPER No. 8

LANCASHIRE INSURANCE COMPANY—*Concluded.*

INCOME IN CANADA.

Gross cash received for fire premiums	\$ 156,718 36	
Less reinsurance, rebate, abatement, return premiums and bad debts.	24,687 98	
	<hr/>	
Net cash received for premiums	\$	132,030 38
Received for interest on bonds, stocks, mortgages, &c.		8,108 95
Revenue from Toronto building		862 72
	<hr/>	
Total income in Canada.....	\$	<u>141,002 05</u>

EXPENDITURE IN CANADA.

Paid during the year for losses occurring in previous years (which losses were estimated in the last statement at \$21,347.51).....	\$ 16,070 36	
Deduct savings and salvage.....	274 50	
	<hr/>	
Net amount paid during the year for the said losses.....	\$ 15,795 86	
	<hr/>	
Amount paid for losses occurring during the year.....	\$ 206,546 71	
Deduct amount received for reinsurance, &c.....	16,300 93	
	<hr/>	
Net amount paid for said losses.....	\$ 190,245 78	
	<hr/>	
Total net amount paid during the year for fire losses in Canada.....	\$	206,041 64
Paid for commission or brokerage		19,000 72
Paid for salaries, fees and other charges of officials in Canada.....		11,947 09
Paid for taxes in Canada.....		1,959 85
Miscellaneous payments, viz. :—		
Advertising, \$1,292.63 ; printing and stationery, \$912.96 ; express, postage and telegrams, \$1,130.78 ; rent, \$1,540.91 ; office furniture, \$303.02 ; insurance plans, \$265.10 ; legal expenses, \$135.01 ; underwriters' associations, \$636.27 ; travelling expenses, \$1,250.66 ; sundries, \$810.18.....		8,277 52
	<hr/>	
Total cash expenditure in Canada.....	\$	<u>247,226 82</u>

RISKS AND PREMIUMS.

<i>Fire Risks in Canada.</i>	Amount.	Premiums thereon.
Gross policies in force at date of last statement.....	\$ 32,258,919	\$ 431,823 70
Taken during the year—new and renewed.....	9,135,321	128,848 01
	<hr/>	
Total.....	\$ 41,394,240	\$ 560,671 71
Deduct terminated (including renewed).....	24,558,972	348,375 87
	<hr/>	
Gross in force at end of year.....	\$ 16,835,268	\$ 212,295 84
Deduct reinsured	90,280	1,140 31
	<hr/>	
Net in force, December 31, 1901.....	\$ 16,744,988	\$ 211,155 53
	<hr/>	
Total number of policies in force at date.....	(No return.)	
Total net amount in force.....		\$16,744,988 00
Total premiums thereon.....		<u>211,155 53</u>

1-2 EDWARD VII., A. 1902

THE LAW UNION AND CROWN INSURANCE COMPANY.

STATEMENT FOR YEAR ENDING DECEMBER 31, 1901.

Chairman—G. M. ARNOLD.*General Manager*—A. MACKAY.*Manager in Canada*—J. E. E. DICKSON.*Head Office in Canada*—Montreal.*Principal Office*—London, England.

(Incorporated, 1825. Commenced business in Canada, April 1, 1899.)

CAPITAL.

Amount of joint stock capital authorized.....	\$10,000,000 00
Amount subscribed for	7,500,000 00
Amount paid up in cash.....	450,000 00
Amount of debenture capital paid up.....	<u>1,416,800 00</u>

ASSETS IN CANADA.

Value of real estate (less encumbrances) held by the company in Canada, including various lots and buildings in Vancouver, Victoria and New Westminster, B.C., and Calgary, N.W.T.....	\$ 212,165 81
Amount of mortgage loans on real estate in Canada, first liens.....	813,899 00
Bonds owned by the company and deposited with the Receiver General, viz. :—	

	Par value.	Market value.
City of Toronto 4 per cent bonds.....	\$ 12,166 67	\$ 12,625 00
" " 3½ "	24,333 33	24,500 00
" Victoria, B.C.; 5 per cent bonds.....	60,000 00	63,600 00
Province of Quebec 3 per cent inscribed stock.....	87,600 00	80,100 00
Total par and market values.....	<u>\$ 184,100 00</u>	<u>\$ 180,825 00</u>

Carried out at market value.....	180,825 00
Cash at head office in Canada.....	3,325 01
Cash in banks, as follows :—	
Bank of Montreal, Montreal.....	\$ 909 43
Doninion Bank.....	5,736 62
Bank of Montreal, Winnipeg.....	38,102 82
Canadian Bank of Commerce.....	<u>1,534 35</u>
	46,283 22
Interest due and accrued.....	22,567 15
Amount of cash in the hands of agents in Canada.....	967 05
Office furniture.....	620 33
Insurance maps.....	<u>2,310 30</u>

*Total assets in Canada..... \$ 1,282,962 87

*In addition to the above assets the following Canadian stocks and bonds are held at the head office :—

Village of Parkdale 6 per cent bonds.....	\$ 33,932 38	\$ 39,224 00
Nakusp and Slocan Railway 4 per cent sterling bonds ...	7,800 00	7,878 00
New Brunswick first mortgage bonds.....	25,000 00	29,375 00
Ontario and Quebec Railway 6 per cent stock.....	30,000 00	46,500 00
Grand Trunk Midland Ry. of Canada 5 per cent bonds...	25,000 00	26,750 00
Canada 3 per cent inscribed stock.....	100,000 00	101,000 00
Canadian Pacific Railway 4 per cent preference stock....	30,000 00	31,800 00
Minneapolis, St. Paul and Sault Ste. Marie 4 per cent bonds (1938)	40,000 00	42,000 00
Minneapolis, St. Paul and Sault Ste. Marie 4 per cent bonds (1949).....	75,000 00	76,500 00
Total.....	<u>\$ 366,732 38</u>	<u>\$ 401,027 00</u>

THE LIVERPOOL AND LONDON AND GLOBE INSURANCE COMPANY.

STATEMENT FOR THE YEAR ENDING DECEMBER 31, 1901.

President— Sir WILLIAM HENRY TATE, Bart. | *General Manager and Secretary*— JOHN M. DOVE.

Chief Agent in Canada—G. F. C. SMITH.

Principal Office—Liverpool, England. | *Head Office in Canada*—Montreal.

(Established, May 21, 1836. Commenced business in Canada, June 4, 1851.)

CAPITAL.

Amount of joint stock capital authorized and subscribed for ...	£	2,000,000	stg. = \$	9,733,333 33
" paid up in cash		245,640	"	1,195,448 00

ASSETS IN CANADA.

Real estate (less encumbrances) in Canada held by the company, viz. :— The company's buildings, St. James Street, corner of Place d'Armes Square, Montreal	\$	149,700 00
Loans secured by bonds and mortgages on real estate in Canada (first liens)		1,348,750 00
Stocks and bonds, viz. :—		

	Par value.	Market value.
Canada 4 per cent inscribed stock (reduced).....	\$ 97,333 33	101,226 66
" 4 " " "	100,000 00	100,000 00
" 4 " stock of 1883	116,800 00	122,640 00
Montreal Board of Trade second mortgage bonds, 1922	1,000 00	750 00
Montreal City debentures, 6 per cent, viz. :—		
Protestant School Board bonds, Montreal, Jan., 1896	10,000 00	11,000 00
Montreal Harbour—July, 1896	10,000 00	10,900 00
City of Montreal consolidated 4 per cent bonds of 1881	40,000 00	42,800 00
Province of Quebec bonds	194,666 66	206,346 66
City of Sherbrooke bonds	30,000 00	31,500 00
City of Ottawa bonds	18,000 00	18,540 00
Town of St. Henri bonds	50,000 00	54,000 00
Town of Outremont bonds	50,000 00	51,000 00
City of Winnipeg bonds	117,233 00	122,201 21
United Counties of Stormont, Dundas and Glengarry bonds	11,700 00	11,425 60
Canadian Pacific Railway 3½ per cent land grant bonds....	48,666 66	50,126 65
" 5 p.c. first mortgage bonds	73,000 00	83,950 00
Grand Trunk Railway 4 p.c. perpetual debentures	121,666 70	128,358 37
" 5 " stock	97,333 33	133,346 66
Great Western Railway of Canada 5 per cent perpetual de- benture stock	92,466 66	119,744 33
City of Toronto 6 per cent W. W. bonds	243,333 33	260,366 66
Total par and market values	\$1,523,199 67	\$1,660,222 80

Carried out at market value (\$452,649.33 par value being deposited with Receiver General on account of fire and life)	1,660,222 80
Loans on life policies, being within the amount of their surrender value when the loans were made	5,949 35
Cash on hand at head office in Canada and in trust	3,003 64

1-2 EDWARD VII., A. 1902

LIVERPOOL AND LONDON AND GLOBE—*Continued.*ASSETS IN CANADA—*Concluded.*

Cash in banks, viz. —			
Bank of Montreal,	Montreal	\$	60,169 42
"	Victoria, B.C.		1,508 49
"	St. John, N.B.		753 24
	Total	\$	62,431 15
Interest due and accrued			17,335 76
Cash in hands of agents in Canada			27,269 91
Office furniture, public clock, maps, plans, &c., at Montreal office, and St. John, N.B., branch offices (estimated)			2,500 00
Total assets in Canada		\$	3,277,162 61

LIABILITIES IN CANADA.

Net amount of losses in Canada claimed but not adjusted	\$	13,700 40
" " " resisted—in suit (\$1,550 of which accrued in previous years)	2,500 00	
" " " —not in suit	3,750 00	
Total net amount of fire losses in Canada unsettled	\$	19,950 40
Reserve of unearned premiums for all outstanding fire risks in Canada		337,141 69
Reinsurance fund under the life insurance department in Canada		101,576 50
Due and accrued for salaries, rent and general expenses		500 00
Total liabilities	\$	459,168 59

INCOME IN CANADA.

Gross cash received for fire premiums	\$	442,448 47
Deduct reinsurance, rebate, abatement and return premiums	43,096 43	
Net cash received for fire premiums	\$	399,352 04
Received for interest on bonds, mortgages, stocks, &c.		84,230 08
Income from other sources (rents)		2,547 96
Total cash income in Canada	\$	486,130 08

EXPENDITURE IN CANADA.

Paid during the year for fire losses occurring in previous years (which losses were estimated in last statement at \$18,867)	\$	13,314 13
Paid for losses occurring during the year	\$	331,098 37
Deduct reinsurance and savings and salvage	1,309 57	
Net amount paid for said losses	\$	329,788 80
Total net amount paid during the year for fire losses in Canada	\$	343,102 93
Commission or brokerage		64,794 78
Salaries, fees and all other charges of officials		23,024 71
Taxes in Canada		5,413 81
Miscellaneous payments, viz.:—Advertising, \$2,299.53; rent, \$3,116.67; repairs, \$100.60; coal and gas, \$189; travelling expenses, \$1,388.42; printing and stationery, \$1,605.82; fire commissioner, \$288.09; postage and telegrams, \$1,869.90; exchange, \$750.55; office expenses, \$2,275.05; surveys, \$900.13; underwriters, \$1,937.51; insurance superintendence, \$176.40; auditor, \$400; law expenses, \$60; office furniture, \$182.15		17,539 82
Total expenditure in Canada	\$	453,876 05

SESSIONAL PAPER No. 8

LIVERPOOL AND LONDON AND GLOBE—*Concluded.*

RISKS AND PREMIUMS.

<i>Fire Risks in Canada.</i>	No.	Amount.	Premiums thereon.
Gross policies in force at date of last statement..	29,992	\$ 54,030,387 22	\$ 633,162 66
Taken during the year—new and renewed . . .	21,244	33,095,251 22	441,342 31
Total	51,236	\$ 87,125,638 44	\$ 1,074,504 97
Deduct terminated (including renewed).....	20,942	31,932,489 15	396,992 10
Gross in force at end of year	30,294	\$ 55,193,149 29	\$ 677,512 87
Deduct reinsured		913,836 49	11,899 07
Net in force at December 31, 1901.....	30,294	\$ 54,279,312 80	\$ 665,613 80
Total number of policies in force in Canada at date	30,294		
Total net amount in force			\$ 54,279,312 80
Total premiums thereon			665,613 80

(For General Business Statement, see Appendix.)

THE LONDON AND LANCASHIRE FIRE INSURANCE COMPANY.

STATEMENT FOR THE YEAR ENDING DECEMBER 31, 1901.

Chairman—E. H. HARRISON.

Manager—F. W. P. RUTTER.

Principal Office—Liverpool, England.

Chief Agent in Canada—ALFRED WRIGHT.

Head Office in Canada—Toronto

(Established, December 10, 1861. Commenced business in Canada, April, 1880.)

CAPITAL.

Amount of joint stock capital authorized.....	\$	12,166,667	00
Amount subscribed for.....		10,353,383	00
Amount paid up in cash.....		1,035,338	00

ASSETS IN CANADA.

Stocks and bonds in deposit with Receiver General :—

	Par value.	Value in account.
Canada 4 per cent stock.....	\$ 107,066 67	\$ 107,066 67
" 3 " ".....	29,200 00	29,200 00
Niagara Falls Park debentures.....	24,333 33	24,333 33
British Columbia bonds.....	10,000 00	10,640 00
	<u>\$ 170,600 00</u>	<u>\$ 171,240 00</u>

Carried out at value in account.....	\$	171,240	00
British Columbia bonds—par \$10,000—market value.....		10,640	00
Cash at head office in Canada and in transit.....		3,738	00
Cash in banks, viz. :—			
Dominion Bank, Toronto.....	\$	5,913	96
Bank of B. N. A., Montreal.....		1,938	64

Total carried out.....		7,852	60
Amount of cash in hands of agents in Canada.....		26,432	38
Special deposit with Farmers' Loan and Savings Company.....		850	00
Loan Co. debentures.....		10,000	00
Total assets in Canada.....	\$	230,752	98

LIABILITIES IN CANADA.

Net amount of losses due and yet unpaid.....	\$	2,208	50
" " claimed but not adjusted.....		4,125	00
" " reported or supposed, but not claimed.....		4,374	56
" " resisted—not in suit.....		3,500	00

Total net amount of unsettled claims for fire losses in Canada.....	\$	14,208	06
Reserve of unearned premiums for outstanding risks in Canada.....		184,544	47
Total liabilities in Canada.....	\$	198,752	53

SESSIONAL PAPER No. 8

LONDON AND LANCASHIRE FIRE—Continued.

INCOME IN CANADA.

Gross cash received for premiums.....	\$ 286,130 15	
Deduct reinsurance, rebate, abatement and return premiums.....	34,988 41	
Net cash received for premiums.....	\$	251,141 74
Cash received for interest.....		2,348 34
Interest on Government deposit.....		5,158 67
Total income in Canada.....	\$	258,648 75

EXPENDITURE IN CANADA.

Net amount paid during the year for losses occurring in previous years (which losses were estimated in the last statement at \$10,802.56).....	\$	10,904 23
Amount paid for losses occurring during the year.....	\$ 128,604 65	
Deduct amount received for reinsurance.....	3,935 07	
Net amount paid during the year for said losses in Canada.....	\$ 124,669 58	
Total net amount paid during the year for fire losses in Canada.....	\$	135,573 81
Commission or brokerage, including commission on profits.....		46,327 73
Salaries, fees and all other charges of officials in Canada.....		9,469 28
Taxes.....		3,646 80
All other payments in Canada, viz. :—Advertising, \$725.21; rent, \$962.50; maps and plans, \$933.30; inspection, \$1,099.86; stationery and printing, \$1,665.73; postage, telegrams and express, \$1,534.36; underwriters' associations, \$1,649.71; office expenses, \$283.40; duty, \$43; sundries, \$382.31; legal expenses, \$10; travelling expenses, \$929.61; office furniture and alter- ations, \$844.24.....		11,063 23
Total expenditure in Canada.....	\$	206,080 85

RISKS AND PREMIUMS.

<i>Fire Risks in Canada.</i>	No.	Amount.	Premiums thereon.
Gross policies in force at date of last statement..	17,083	\$ 26,105,206	\$ 326,986 89
Policies taken during the year—new and renewed.	11,839	20,979,858	297,145 76
Total.....	28,922	\$ 47,085,064	\$ 624,132 65
Deduct terminated.....	7,547	19,722,669	256,527 33
Gross in force at end of year.....	21,375	\$ 27,362,395	\$ 367,605 32
Deduct reinsured.....		619,926	7,176 65
Net in force at December 31, 1901.....	21,375	\$ 26,742,469	\$ 360,428 67

Total number of policies in force in Canada at date.....	21,375
Total net amount in force.....	\$ 26,742,469 00
Total premiums thereon.....	360,428 67

1-2 EDWARD VII., A. 1902

LONDON AND LANCASHIRE—*Continued.*

GENERAL BUSINESS STATEMENT FOR THE YEAR ENDED DECEMBER 31, 1901.

The net premiums, after deducting reinsurances effected with other companies in reduction of this company's liabilities, amounted to £1,134,213 14s. 4d.

The net losses incurred, including full estimates for all outstanding at the closing of the books, amounted to £584,774 11s. 3d.

The surplus on the working of the business, after providing for all expenses, taxes and charges of every kind, amounts to £164,462 7s. 1d.

Interest on investments has yielded the sum of £44,538 16s. 10d.

The total credit balance, therefore, on the entire operations of the company for the year is £209,001 3s. 11d. The balance brought forward from the 1900 account amounted to £451,771 15s. 11d., from which must be deducted, firstly, £85,253 2s. 2d., being outlay consequent upon the purchase of the Equitable Fire and Accident Office, Ltd., of Manchester, and secondly, £17,831, the interim dividend paid in November last. The remainder, when added to the above credit balance for 1901, makes an available total of £557,688 17s. 8d. to be now dealt with.

The directors propose :—

To pay, on the 7th of May, a dividend of 9s. per share (against 8s. per share last year) free of income tax, making, with the interim dividend already paid, a total distribution for the year of £57,950 15s., or 13s. per share, and

To carry forward the remaining balance of £497,569 2s. 8d. to the next account.

The financial position of the company will then stand as follows :—

Capital paid up.....	£	222,887	10	0
Reserve fund.....		750,000	0	0
Accident fund.....		20,000	0	0
Balance carried forward.....		497,569	2	8
Funds.....	£	1,490,456	12	8
Capital subscribed but uncalled.....		2,005,987	10	0
Total security.....	£	3,496,444	2	8

SESSIONAL PAPER No. 8

LONDON AND LANCASHIRE—Continued.

INCOME AND EXPENDITURE ACCOUNT.

FOR THE YEAR ENDED DECEMBER 31, 1901.

	£	s.	d.	£	s.	d.
Fire premiums (less reinsurances)	1,134,213	14	4	584,774	11	3
Accident premiums, less reinsurances and bonuses to policy holders	33,549	13	5	23,560	4	8
Interest on investments	44,538	16	10	174,462	5	4
Fire losses paid and outstanding				24,050	16	7
Accident losses and expenses				202,453	2	10
Commissions paid and incurred				209,001	3	11
Income tax, and foreign and colonial state taxes						
Management and general expenses at head office						
Balance carried to general fund						
	<u>£1,218,302</u>	<u>4</u>	<u>7</u>	<u>£1,218,302</u>	<u>4</u>	<u>7</u>

THE LONDON ASSURANCE.

STATEMENT FOR THE YEAR ENDING DECEMBER 31, 1901.

Governor—HOWARD GILLIAT. | Manager Fire Dep't.—JAMES CLUNES.

Principal Office—No. 7 Royal Exchange, London, E.C., England.

Chief Agent and Manager—E. A. LILLY. Head Office in Canada—Montreal.

(Incorporated, 22nd June, 1720. Commenced business in Canada, 1st March, 1862.)

CAPITAL.

Amount of capital authorized and subscribed for.....	\$	4,363,210 00
Amount paid up in cash.....		<u>2,181,605 00</u>

ASSETS IN CANADA.

	Par value.	Market value.	
*Montreal Corporation stock.....	\$ 167,000 00	\$ 170,340 00	
Carried out at market value.....		\$	170,340 00
Cash on hand at head office in Canada.....			1,103 16
Cash in Union Bank of Canada.....			14,199 50
Cash deposit with C.F.U.A.....			250 00
Agents' balances in Canada.....			14,680 95
Total assets in Canada.....		\$	<u>200,573 61</u>

LIABILITIES IN CANADA.

Net amount of fire losses claimed but not adjusted.....	\$10,440 00	
Net amount of losses resisted—in suit.....	1,900 00	
Total amount of unsettled claims for losses in Canada.....	\$	12,340 00
Reserve of unearned premiums for all outstanding risks in Canada....		95,120 12
Reinsurance reserve under life department.....		15,689 00
Total liabilities in Canada.....	\$	<u>123,149 12</u>

INCOME IN CANADA.

Gross cash received for fire premiums.....	\$163,813 47	
Deduct reinsurance, rebate, abatement and return premiums.....	28,861 03	
Net cash received for fire premiums.....	\$	134,952 44
Interest on deposit with Receiver General, paid direct to head office, England.....		6,680 00
Total cash income in Canada.....	\$	<u>141,632 44</u>

* Deposited with Receiver General; \$50,000 being on account of life branch.

1-2 EDWARD VII., A. 1902

THE LONDON ASSURANCE—*Concluded.*

EXPENDITURE IN CANADA.

Net amount paid during the year for losses occurring in previous years (which losses were estimated in the last statement at \$2,582).....	\$	2,593	42
Paid for fire losses occurring during the year.....	\$	125,990	60
Less savings and salvage and reinsurance.....		15,043	44
Net amount paid during the year for said losses.....	\$	110,947	16
Total net amount paid during the year for fire losses in Canada.....	\$	113,540	58
Paid for commission or brokerage.....		22,441	67
Paid for salaries, fees and all other charges of officials in Canada.....		9,779	11
Paid for taxes in Canada.....		2,805	01
All other payments in Canada, viz. :—			
Rent, \$1,660 ; office expenses, \$720.41 ; postage, express and tele- grams, \$1,400.58 ; printing and stationery, \$1,052.01 ; tariff expenses, \$595.65 ; maps, \$500.30 ; travelling expenses, \$1,164.51 ; advertising, \$633.11.....		7,726	57
Total cash expenditure in Canada.....	\$	156,292	94

RISKS AND PREMIUMS.

<i>Fire Risks in Canada.</i>	Amount.	Premiums thereon.
Gross policies in force at date of last statement.....	\$18,728,648	\$185,072 44
Taken during the year—new and renewed.....	14,590,424	165,116 72
Total.....	\$33,319,072	\$350,189 16
Deduct terminated (including renewed).....	14,302,448	144,019 08
Gross in force at end of year.....	\$19,016,624	\$206,170 08
Deduct reinsurance.....	1,280,345	16,111 60
Net in force at December 31, 1901.....	\$17,736,279	\$190,058 48
Total number of policies in force in Canada at date..... (No return.)		
Total net amount in force.....		\$17,736,279 00
Total premiums thereon.....		190,058 48

(For general business statement see appendix.)

SESSIONAL PAPER No. 8

THE LONDON MUTUAL FIRE INSURANCE COMPANY OF CANADA.

STATEMENT FOR THE YEAR ENDING DECEMBER 31, 1901.

President—HON. JOHN DRYDEN. | Secretary and Chief Agent—H. WADDINGTON.
Principal Office—London, Ontario.

(Incorporated in 1859 under the Act respecting Mutual Insurance Companies, being Cap. 52 of the Consolidated Statutes of Canada; amended in 1863, by 27 Vic., Cap. 52. Incorporated in 1878 by Act of the Dominion of Canada, 41 Vic., Cap. 40; amended in 1899 by 62-63 Vic., Cap. 118; amended in 1901 by 1 Edward VII., Cap. 103. Organized and commenced business in Canada, 1859.)

CAPITAL.

Amount of capital authorized.....	\$	500,000	00
Amount subscribed for.....		100,000	00
Amount paid up in cash.....		10,000	00

(For List of Shareholders, see Appendix.)

ASSETS.

Value of real estate (less encumbrances) held by company.....	\$	16,000	00
Municipal and loan companies' debentures owned by the company, viz.:			
	Par value.	Market value.	
* City of St. Thomas debentures.....	\$ 22,600 00	\$ 23,730 00	
* Town of Tilsonburg debentures.....	6,500 00	7,085 00	
* Ontario Loan and Debenture Company debentures..	13,460 00	13,460 00	
* Huron and Erie Loan and Savings Company debentures.....	13,260 00	13,260 00	
Total par and market values.....	\$ 55,820 00	\$ 57,535 00	
Carried out at market value.....		57,535	00
Cash on hand at head office.....		147	63
Cash in banks.....		61,711	83
Accrued and unpaid interest on stock and bonds, not included in market value.....		256	12
Interest accrued and unpaid on bank deposits.....		112	12
Agents' balances.....		19,602	07
Bills receivable.....		728	50
Premium notes on hand on which policies are issued.....	\$ 503,662 85		
Deduct amount paid thereon, \$161,708.71; and amount assessed thereon remaining unpaid, \$46,186.10.....		207,894 81	
Balance carried out.....		295,768	04
Total assessments on premium notes.....	\$ 207,894 81		
Deduct amount paid thereon.....	161,708 71		
Balance carried out.....		46,186	10
Office furniture, Goad's plans, &c.....		3,737	00
Reinsurance on losses paid.....		1,015	82
Total assets.....	\$	502,800	53

* Deposited with the Receiver General.

1-2 EDWARD VII., A. 1902

LONDON MUTUAL FIRE—*Continued.*

LIABILITIES.

Net amount of fire losses adjusted but not due.....	\$	9,704	13
" " claimed but not adjusted.....		3,120	40
" " resisted—in suit.....		395	91
" " " not in suit.....		500	00
<hr/>			
Total net amount of unsettled claims for fire losses in Canada.....	\$	13,720	44
Reserve of unearned premiums for all outstanding risks in Canada....		431,932	92
Amount of all other claims, reinsurance premiums.....		3,293	68
<hr/>			
Total liabilities.....	\$	448,947	04
<hr/>			
Surplus on policy-holders' account.....	\$	53,853	49
<hr/>			

INCOME.

Gross cash received for premiums.....	\$	299,822	79
Deduct reinsurance, rebate, abatement and return premiums.....		49,533	11
<hr/>			
Net cash received for premiums.....	\$	250,289	68
Received for interest and dividends on stocks and all other sources....		4,072	53
Received for rent.....		187	75
Income from other sources.....		390	16
<hr/>			
Total cash income.....	\$	254,940	12
<hr/>			

EXPENDITURE.

Net amount paid during the year for fire losses occurring in previous years (which losses were estimated in last statement at \$18,249.45).....	\$	18,579	45
Deduct savings and salvage.....		2,525	00
<hr/>			
Net amount paid during the year for said losses.....	\$	16,054	45
<hr/>			
Paid for losses occurring during the year.....	\$	153,219	58
Deduct savings and salvage, \$679.30, and reinsurance, \$28,881.77..		29,561	07
<hr/>			
Net amount paid during the year for said losses.....	\$	123,658	51
<hr/>			
Total net amount paid during the year for fire losses.....	\$	139,712	96
Commission or brokerage.....		43,447	28
Taxes.....		2,099	62
Salaries, fees and all other charges of officials.....		21,709	52
Miscellaneous payments, viz.:—Bank commission, \$176.01; law expenses, \$1,812.20; postage, \$2,248.35; printing and advertising, \$2,132.77; Ontario Government license, \$150; rewards, \$63; Goad's plans, \$2,152.25; expenses, \$2,895.63; stationery, \$1,364.07; agency inspection, \$45.15; Superintendent of Insurance, \$100.46; collections, \$72.92.....		13,212	81
<hr/>			
Total cash expenditure.....	\$	220,182	19
<hr/>			

SESSIONAL PAPER No. 8

LONDON MUTUAL FIRE—*Concluded.*

		CASH ACCOUNT.					
DR.				CR.			
1900.				1901.			
Dec. 31.	To balance in hand and in banks at this date.....	\$	26,787 03	Dec. 31.	By expenditure during the year as above.....	\$	220,182 19
1901.					Balance in hand and in banks at this date.....		61,859 46
Dec. 31.	Income as above		254,940 12				
	Bills receivable.....		150 00				
	Money returned.....		164 50				
			<u>\$ 282,041 65</u>				<u>\$ 282,041 65</u>

RISKS AND PREMIUMS.

<i>Fire Risks in Canada.</i>			
	No.	Amount.	Premiums thereon.
Gross policies in force at date of last statement..	50,610	\$ 53,219,725	\$ 733,955 86
Taken during the year—new and renewed.....	21,689	25,879,132	394,933 92
Total.....	<u>72,299</u>	<u>\$ 79,098,857</u>	<u>\$1,128,889 78</u>
Deduct terminated (including renewed).....	21,450	18,671,114	255,737 17
Gross in force at end of year.....	50,849	\$ 60,427,743	\$ 873,152 61
Deduct reinsured.....		3,047,821	41,238 18
Net in force at December 31, 1901.....	<u>50,849</u>	<u>\$ 57,379,922</u>	<u>\$ 831,914 43</u>
Total number of policies in force at date.....			50,849
Total net amount in force.....			\$ 57,379,922 00
Total premiums thereon.....			<u>831,914 43</u>

THE MANCHESTER ASSURANCE COMPANY.

STATEMENT FOR THE YEAR ENDING DECEMBER 31, 1901.

President—THOMAS BARHAM FOSTER. | *Manager*—H. S. MALLETT.*Principal Office*—Manchester, England.*Chief Agent in Canada*—JAMES BOOMER. | *Head Office in Canada*—Toronto.

(Established June 21, 1824. Commenced business in Canada, May 20, 1890.)

CAPITAL.

Amount of joint stock capital authorized and subscribed for.....	\$	9,733,333	33
" " paid up in cash.....		973,333	33

ASSETS IN CANADA.

Stocks, bonds and debentures in deposit with the Receiver General:—

	Par value.	Market value.	
Canada 3½ per cent stock	\$ 102,200 00	\$ 104,244 00	
" 4 " "	60,000 00	61,800 00	
" 4 " " (reduced).....	9,733 33	10,317 33	
Total par and market values.....	\$ 171,933 33	\$ 176,361 33	
Carried out at market value.....			\$ 176,361 33
Cash at head office in Canada (and in transit).....			1,121 52
Cash in banks, viz.:—Molson's Bank, Toronto.....			11,213 14
Cash in hands of agents in Canada.....			16,539 41
Office furniture and maps.....			3,500 00
Total assets in Canada.....			\$ 208,735 40

LIABILITIES IN CANADA.

Net amount of losses adjusted but not due.....	\$	1,000 00	
" claimed but not adjusted		1,975 00	
" reported or supposed but not claimed.....		6,056 85	
" resisted—not in suit.....		1,624 51	
Total net amount of unsettled claims.....	\$	10,656 36	
Reserve of unearned premiums upon all unexpired fire risks in Canada.....		163,367 07	
Due for reinsurance and other accounts.....		1,154 56	
Total liabilities in Canada.....	\$	175,177 99	

SESSIONAL PAPER No. 8

MANCHESTER—Continued.

INCOME IN CANADA.

Gross cash received for premiums.....	\$ 266,617 82	
Deduct reinsurance, rebate, abatement and return premiums.....	46,326 73	
Net cash received for premiums.....	\$	220,291 09
Interest on stocks, bonds, mortgages, &c., paid direct to head office...		6,366 33
Interest on deposit, Molson's Bank.....		161 91
Total income in Canada.....	\$	<u>226,819 33</u>

EXPENDITURE IN CANADA.

Amount paid during the year for losses occurring in previous years (which losses were estimated in the last statement at \$9,069.41).....	\$ 7,759 44	
Deduct savings and salvage.....	55 24	
Net amount paid for said losses.....	\$ 7,704 20	
Amount paid for losses occurring during the year.....	\$ 210,837 48	
Deduct savings and salvage and reinsurance	13,782 74	
Net amount paid during the year for said losses.....	\$ 197,054 74	
Total net amount paid during the year for fire losses in Canada.....	\$	204,758 94
Commission or brokerage in Canada.....		41,664 09
Salaries, fees and all other charges of officials in Canada.....		11,649 76
Taxes in Canada.....		4,177 87
Miscellaneous, viz.:—Stationery and printing, \$1,209.88; travelling and surveys, \$1,228.35; advertising and subscriptions, \$1,744.49; postage, telegrams and exchange, \$1,465.13; office expenses, \$777.14; legal expenses, \$300; maps and plans, \$1,450.43; underwriters' associations, \$1,453.33; rents, \$1,685.80; auditors' fees, \$302.26.....		11,616 81
Total expenditure in Canada.....	\$	<u>273,867 47</u>

RISKS AND PREMIUMS.

<i>Fire Risks in Canada.</i>	Amount.	Premiums thereon.
Gross policies in force at date of last statement.....	\$ 26,035,981	\$ 342,278 91
Policies taken during the year—new and renewed.....	18,993,713	267,499 23
Total.....	\$ 45,029,694	\$ 609,778 14
Deduct terminated (including renewed).....	20,507,314	270,421 45
Gross in force at end of year.....	\$ 24,522,380	\$ 339,356 69
Deduct reinsured.....	1,557,706	21,039 25
Net in force on December 31, 1901..	\$ 22,964,674	\$ 318,317 44
Total number of policies in force at date.....	(No return.)	
Total net amount in force.....	\$	22,964,674 00
Total premiums thereon.....		<u>318,317 44</u>

MANCHESTER—Continued.

GENERAL BUSINESS STATEMENT FOR THE YEAR ENDED DECEMBER 31, 1901.

		REVENUE ACCOUNT.		EXPENDITURE.			
		£	s. d.	£	s. d.	£	s. d.
INCOME.							
Net fire premiums.....		829,859	16 5	Fire losses paid and outstanding.....		758,111	19 4
Interest and dividends.....		20,327	7 9	Agents' commissions and expenses.....		162,131	4 6
Profits on securities realized.....		17,298	5 8	Expenses of management—Head office and foreign branches.....		135,921	19 8
		£ 867,485	9 10	Home, foreign, and colonial state taxes.....		18,399	3 6
Balance deducted from funds.....		212,895	16 8	Loss on accident business.....		5,816	19 6
		£1,080,381	6 6			£1,080,381	6 6

THE MERCANTILE FIRE INSURANCE COMPANY.

STATEMENT FOR THE YEAR ENDING DECEMBER 31, 1901.

President—W. A. SIMS.
Principal Office—Waterloo, Ont.

Secretary and Chief Agent—
ALFRED WRIGHT

Business Office—Toronto.

(Incorporated by Ontario Act, 37 Vic., Cap. 87, 1874; amended by 55 Vic., Cap. 101 (Ontario), 1892. Commenced business in Canada, November 1, 1875.)

CAPITAL.

Amount of joint stock capital authorized.....	\$ 500,000 00
Amount subscribed for	250,000 00
Amount paid up in cash.....	50,000 00

(For List of Shareholders, see Appendix.)

ASSETS.

Stocks, bonds and debentures, in deposit with the Receiver General, viz. :—

	Par value.	Market value.
Thorold debentures.....	\$ 3,992 47	\$ 4,291 87
Leamington debentures	7,413 12	7,969 09
Arthur "	5,000 00	5,375 00
Thamesville "	2,794 00	2,898 77
Markdale "	3,136 86	3,372 06
Markham "	11,509 90	12,942 62
Berlin "	3,990 00	4,289 25
Guelph "	2,300 00	2,392 00
Canada 3 per cent stock.....	58,400 00	60,640 50
" 4 "	10,000 00	10,214 20
Total par and market values.....	\$ 108,536 35	\$ 114,385 36

Carried out at market value..... \$ 114,385 36

Bonds, &c., held by the company, viz. :—

	Par value.	Market value.
Guelph debentures.....	\$ 1,100 00	\$ 1,100 00
British Columbia bonds.....	10,000 00	10,707 25
Dominion stock	12,000 00	12,288 53
*Great North of Scotland 4 per cent Pref. B. stock...	24,333 34	26,883 34
*North British lien consolidated 3 per cent stock.....	28,681 09	27,629 45
Total par and market values.....	\$ 76,114 43	\$ 78,608 57

Carried out at market value..... 78,608 57

Cash on hand at head office..... 2,827 44

Cash in Bank of Montreal..... 27,078 87

Interest accrued and unpaid on stocks and bonds, not included in market value..... 1,689 26

Agents' balances..... 3,061 73

Bills receivable (overdue)..... 132 09

Total assets..... \$ 227,783 32

*Held by the chairman and deputy chairman of the London and Lancashire Fire Insurance Company in trust for the Mercantile Fire.

SESSIONAL PAPER No. 8

MERCANTILE FIRE—*Continued.*

LIABILITIES.

Net amount of losses adjusted but not due.....	\$	875	00
" " claimed but not adjusted.....		1,150	00
" " reported or supposed, but not claimed.....		1,017	51
" " resisted—in suit.....		2,500	00
" " resisted—not in suit.....		400	00
<hr/>			
Total net amount of unsettled claims for fire losses.....	\$	5,942	51
Reserve of unearned premiums for all outstanding risks in Canada.....		67,231	40
<hr/>			
Total liabilities (excluding capital stock).....	\$	73,173	91
<hr/>			
Surplus on policy-holders' account.....	\$	154,609	41

INCOME.

	In Canada.	In other Countries.
Gross cash received for premiums.....	\$ 104,965 90	\$ 21,500 00
Deduct reinsurance, rebate, abatement and return premiums.....	11,705 46	21,500 00
<hr/>		
Net cash received for premiums.....	\$ 93,260 44
<hr/>		
Total net cash received for premiums.....	\$	93,260 44
Received for interest and dividends on stocks, bonds, &c.....		6,449 85
<hr/>		
Total cash income.....	\$	99,710 29

EXPENDITURE.

	In Canada.
Amount paid for fire losses occurring in previous years (which losses were estimated in the last statement at \$9,318).....	\$ 8,906 48
Amount paid for losses occurring during the year.....	\$ 38,682 45
Deduct amount received for reinsurance.....
<hr/>	
Net amount paid during the year for said losses.....	\$ 38,682 45
<hr/>	
Total net amount paid during the year for fire losses.....	\$ 47,588 93
Commission or brokerage.....	15,156 74
Salaries, fees and all other charges of officials.....	2,368 41
Taxes.....	1,179 15
Miscellaneous payments, viz.:—Postage, telephone, telegrams and express, \$843.65; stationery and printing, \$349.36; advertising, \$430.39; rent, \$349.96; travelling expenses, \$13.85; office expenses, \$53.69; inspection, \$1,035.78; plans, \$138.85; sundries, \$435.57; board of fire underwriters, \$476.65; furniture, \$2.40.....	4,130 15
<hr/>	
Total cash expenditure.....	\$ 70,423 38

CASH ACCOUNT.

DR.		CR.	
1900.		1901.	
Dec. 31.	To balance in hand and in banks at this date., ... \$ 23,342 09	Dec. 31.	By expenditure as above ... \$ 70,423 38
1901.			Investments..... 26,305 00
Dec. 31.	Income as above 99,710 29		Balance in hand and in banks at this date..... 29,906 31
	Investments 3,582 31		
	<hr/>		
	\$ 126,634 69		<hr/>
			\$ 126,634 69

1-2 EDWARD VII., A. 1902

MERCANTILE FIRE—*Concluded.*

RISKS AND PREMIUMS.

	No.	Amount.	Premiums thereon.
Gross policies in force at date of last statement.....	11,039	\$ 10,640,877	\$ 118,198 73
* Taken during the year—new.....	2,713	4,101,185	55,358 70
" " renewed.....	3,286	3,578,367	47,518 07
Total.....	17,038	\$ 18,320,429	\$ 221,075 50
Deduct terminated (including renewed).....	2,573	7,235,506	86,656 38
Gross in force at end of year.....	14,465	\$ 11,084,923	\$ 134,419 12
Deduct reinsured.....		109,906	1,471 11
Net in force at December 31, 1901.....	14,465	\$ 10,975,017	\$ 132,948 01
Total number of policies in force at date.....	14,465		
Total net amount in force.....		\$ 10,975,017 00	
Total premiums thereon.....			132,948 01

* In addition to the Canadian risks, \$2,350,000 in amount and \$21,500 in premiums were written on "Mercantile" policies in other countries, and all reinsured with the London and Lancashire Fire.

THE NATIONAL ASSURANCE COMPANY OF IRELAND.

STATEMENT FOR THE YEAR ENDING DECEMBER 31, 1901.

Secretary—C. CHEVALLIER CREAM.
 Chief Agent in Canada—
 HUGH M. LAMBERT.

Head Office in Canada—Montreal.
 Principal Office—Dublin.

(Incorporated, November 10, 1828. Commenced business in Canada, April 2, 1883.)

CAPITAL.

Amount of joint stock capital authorized	£ 2,000,000	\$ 9,733,333 33
“ subscribed for	1,000,000	4,866,666 67
“ paid up in cash	100,000	486,666 67

ASSETS IN CANADA.

Stock and bonds in deposit with Receiver General, viz:—

	Par value.	Market value.
Canada 4 per cent bonds.....	\$ 30,000 00	\$ 30,300 00
Province of Manitoba bonds	5,000 00	5,300 00
Canada stock.....	100,161 00	101,162 61
Total par and market values.....	\$ 135,161 00	\$ 136,762 61

Carried out at market value.....	\$ 136,762 61
Cash in Bank of British North America.....	25,060 49
Cash deposit with C. F. U. A	250 00
Amount of cash in the hands of agents in Canada.....	21,040 52
Office furniture, including maps, plans, books, &c.....	3,500 00
Interest accrued.....	917 74
Total assets in Canada.....	\$ 187,531 36

LIABILITIES IN CANADA.

Net amount of losses in Canada claimed but not adjusted.....	\$ 7,006 77
“ “ resisted—in suit (of which \$5,638.50 was incurred in previous year).....	6,564 84
“ “ “ not in suit.....	74 00
Total net amount of unsettled claims for fire losses in Canada.....	\$ 13,645 61
Reserve of unearned premiums for all outstanding risks in Canada.....	153,052 21
Total liabilities in Canada.....	\$ 166,697 82

1-2 EDWARD VII., A. 1902

NATIONAL OF IRELAND—Continued.

INCOME IN CANADA.

Gross cash received for premiums.....	\$ 267,599 56	
Deduct reinsurance, rebate, abatement and return premiums.....	38,063 16	
Net cash received for premiums.....	\$ 229,536 40	
Interest on bonds, stocks, mortgages, &c.....	4,706 44	
Interest from cash deposits.....	204 87	
Total cash income in Canada.....	\$ 234,447 71	

EXPENDITURE IN CANADA.

Net amount paid for losses occurring in previous years (which losses were estimated in the last statement at \$14,114 67).....	\$ 13,955 25	
Amount paid for losses occurring during the year.....	\$ 126,680 04	
Deduct savings and salvage and reinsurance.....	11,654 99	
Net amount paid during the year for said losses.....	\$ 115,025 05	
Total net amount paid during the year for fire losses.....	\$ 128,980 30	
Commission or brokerage in Canada.....	45,407 27	
Salaries, fees and all other charges of officials in Canada.....	5,579 08	
Taxes in Canada.....	3,250 52	
Miscellaneous expenditure, viz.:—Stationery and printing, \$1,896.72; advertising and subscriptions, \$1,651.60; furniture and plant, \$2,610.02; postage, express and telegrams, \$949.77; travelling, \$671.56; office rent and taxes, \$769.46; Board of Underwriters, \$1,161.46; sundry general expenses, \$2,926.39.....	12,636 98	
Total cash expenditure in Canada.....	\$ 195,854 15	

RISKS AND PREMIUMS.

	Amount.	Premiums thereon.
Gross policies in force at date of last statement.....	\$ 17,902,966	\$ 225,372 23
Policies taken during the year—new and renewed.....	17,676,187	273,573 11
Total.....	\$ 35,579,153	\$ 498,945 34
Deduct terminated (including renewed).....	14,263,188.	195,631 67
Gross in force at end of the year.....	\$ 21,315,965	\$ 303,313 67
Deduct reinsured.....	439,246	4,322 39
Net in force at December 31, 1901.....	\$ 20,876,719	\$ 298,991 28

Total number of policies in force in Canada at date.....	(No return.)
Total net amount in force.....	\$20,876,719 00
Total premiums thereon.....	298,991 28

SESSIONAL PAPER No. 8

NATIONAL OF IRELAND—Continued.

GENERAL BUSINESS STATEMENT FOR THE YEAR ENDING DECEMBER 31, 1901.

FIRE DEPARTMENT

The premiums, less reassurances, for the year amounted to £423,963 14s. 1d.; the fire claims were £378,834 4s. 2d.; and the commission and expenses of management were £148,153 11s. 6d.

PROFIT AND LOSS ACCOUNT.

The sum of £5,000 has been transferred from the profit and loss account to the fire account, and the balance, £643 19s. 8d., is carried forward to next year's account.

FIRE ACCOUNT.

1901.	£	s.	d.	1901.	£	s.	d.
Jan. 1. To amount of reserve fund at beginning of the year	35,031	14	11	Dec. 31. Fire claims (after deduction of amounts recovered by reinsurances)	378,834	4	2
Dec. 31. Premiums received (after deduction of reinsurances)	423,963	14	1	Commission	84,783	12	7
Balance transferred from accident account	734	4	11	Expenses of management	63,369	18	11
Amount transferred from profit and loss account	5,000	0	0				
Balance at end of year	62,258	1	9				
	<u>£526,987</u>	<u>15</u>	<u>8</u>		<u>£526,987</u>	<u>15</u>	<u>8</u>

PROFIT AND LOSS ACCOUNT.

1901.	£	s.	d.	1901.	£	s.	d.
Jan. 1. Balance of last year's account	4,849	12	3	Dec. 31. Expenses of management not charged to other accounts.	1,642	19	2
Dec. 31. Interest and dividends not carried to other accounts	1,216	16	3	Amount transferred to Investment fluctuation, reserve life fund No. 2	2,238	3	5
Amount transferred from Life Fund No. 1	169	13	4	Amount transferred to fire account	5,000	0	0
Profit on realization of investments	3,289	0	5	Balance at end of the year	643	19	8
	<u>£ 9,525</u>	<u>2</u>	<u>3</u>		<u>£ 9,525</u>	<u>2</u>	<u>3</u>

NATIONAL OF IRELAND—Continued.

BALANCE SHEET ON DECEMBER 31, 1901.

LIABILITIES.

	National Assurance Company's General Account		Liberal Annuity Company of Dublin Trust Account.		Dublin Widows' Trust Account.		Great Britain Trust Account.		Total.	
	£	s. d.	£	s. d.	£	s. d.	£	s. d.	£	s. d.
Shareholders' capital £1,000,000, of which is paid up.....	100,000	0 0								
Payments received from shareholders in advance of calls.....	30,977	10 0								
Profit and loss.....	643	19 8								
Reserve for fluctuations in investments, general fund.....	3,033	7 0								
Life assurance fund, No. 1.....	2,200	0 0								
" " No. 2.....	115,791	16 9								
Reserve for fluctuations in investments, life fund, No. 2.....	8,446	8 2								
Annuity fund.....	7,636	14 2								
Total funds.....	268,729	15 9	25,565	13 1	10,355	5 10	75,995	12 1	380,646	6 9
Late Royal Exchange Insurance Company of Dublin.....	1,868	12 6							1,868	12 6
Dividends and bonuses unclaimed.....	2,133	0 0							2,133	0 0
Outstanding fire and accident losses and expenses.....	94,552	10 9							94,552	10 9
Claims under life policies, admitted, but not paid.....	1,499	19 0							3,525	19 0
Due to Great Britain policy-holders' trustee.....									52	10 0
Due to National Assurance Company of Ireland by trust accounts, and included in those accounts.....			1,013	7 9	462	10 7			1,475	18 4
Due by National Assurance Company of Ireland to trust accounts and included in those accounts.....	57	10 0							57	10 0
Bank of Ireland loan and current account.....	88,457	1 2							88,457	1 2
Total.....	457,298	9 2	26,579	0 10	10,817	16 5	78,074	2 1	572,709	8 6

THE NORTH BRITISH AND MERCANTILE INSURANCE COMPANY.

STATEMENT FOR THE YEAR ENDING DECEMBER 31, 1901.

Chairman—QUINTIN HOGG. | Manager—PHILIP R. D. MACLAGAN.
 Manager in Canada—RANDALL DAVIDSON.
 Principal Office—Edinburgh. | Head Office in Canada—Montreal.
 (Established, 1809. Commenced business in Canada, 1862.)

CAPITAL.

Amount of joint stock capital authorized, £3,000,000	\$14,600,000 00
Amount subscribed for £2,750,000	13,383,333 33
Amount paid up, cash, £687,500	3,345,333 33

ASSETS IN CANADA.

Real estate (less encumbrances) in Canada, held by the company, viz. :—

Four-story building, situated N.W. corner St. François-Xavier and Hospital streets, Montreal, occupied by the company and tenants as offices	\$ 55,000 00
Three-story building, 26 Wellington street, Toronto, occupied by the company and tenants as offices	18,800 00
Two and a half story building, Montreal, occupied by tenants as warehouses	18,000 00
	<u>\$ 91,800 00</u>

Loans secured by bonds or mortgages constituting a first lien upon real estate	2,109,685 49
Amounts of loans secured by bonds, stocks or other marketable collaterals	116,800 00
Stocks and bonds, viz. :—	

Deposited with Receiver General :—

	Par value.
Montreal Harbour bonds	\$ 124,000 00
County of Carleton bonds	10,000 00
Montreal Corporation stock	14,000 00
County of Middlesex bonds	73,000 00
Province of Manitoba bonds	31,146 67
Province of New Brunswick bonds	25,000 00
Township of York bonds	19,000 00
Town of Owen Sound bonds	95,000 00
Town of St. Henri bonds	100,000 00
Victoria Government bonds	50,613 33
Queensland bonds	97,333 33
Town of Welland bonds	32,000 00
City of Brantford bonds	20,000 00
City of Belleville bonds	50,000 00
Town of Goderich bonds	65,000 00
City of London bonds	25,000 00

Total in deposit with Receiver General	<u>\$ 831,093 33</u>
--	----------------------

SESSIONAL PAPER No. 8

NORTH BRITISH AND MERCANTILE—*Continued.*

<i>Other Investments entirely in control of the Company:—</i>	Par value.
City of Halifax stock	\$ 15,000 00
Town of Lindsay bonds	69,000 00
Town of Windsor bonds	20,000 00
Town of Acton, P.Q., bonds	20,000 00
City of Belleville bonds	15,000 00
Town of Brockville Waterworks bonds	16,000 00
Town of Brockville local improvement bonds	8,021 95
City of Brantford bonds	50,000 00
Town of Chatham bonds	6,000 00
Central Canada Loan and Savings Company bonds	25,000 00
Côte St. Antoine bonds	100,000 00
Town of Cobourg bonds	3,500 00
Town of Cornwall bonds	25,188 66
City of Hamilton bonds	49,825 00
City of Halifax bonds	44,000 00
City of Hamilton Roman Catholic separate school bonds	16,000 00
City of Hamilton Roman Catholic school bonds	8,297 84
Village of Kingsville bonds	15,926 69
Town of Kincardine bonds	3,051 70
City of London bonds	20,000 00
Town of Lachine bonds	35,000 00
Town of Longueuil bonds	25,000 00
Lachine dissentient school debentures	7,858 90
Town of Leamington bonds	3,971 20
City of Montreal stock	34,700 00
Montreal Board of Trade	5,000 00
Montreal Protestant school bonds	58,000 00
Montreal Roman Catholic school bonds	55,000 00
Montreal Cotton Company bonds	50,000 00
Merchants' Cotton Company bonds	50,000 00
City of New Westminster bonds	62,900 00
City of Nelson, B.C., bonds	26,000 00
City of Ottawa bonds	50,000 00
Town of Parkdale bonds	27,860 00
Town of Petrolia bonds	13,611 24
Town of Picton bonds	9,335 26
Prince Edward Island bonds	25,000 00
Province of Quebec bonds	51,000 00
Township of Romney bonds	5,300 87
Township of Richmond, B.C., bonds	50,000 00
City of St. Catharines bonds	15,000 00
St. Cunegonde of Montreal City Water and Power Company's bonds	75,000 00
City of St. Henri bonds	100,000 00
St. James Cathedral debentures	56,107 26
City of Three Rivers bonds	43,000 00
Town of Trenton bonds	30,000 00
City of Victoria, B.C., bonds	126,000 00
Town of Salaberry of Valleyfield bonds	33,000 00
Town of Woodstock bonds	60,000 00
Town of Windsor bonds	12,472 00
City of Winnipeg local improvement bonds	5,730 00
City of Winnipeg bonds	39,203 01

1-2 EDWARD VII., A. 1902

NORTH BRITISH AND MERCANTILE—*Continued.*ASSETS—*Continued.**Other investments in control of the Company—Concluded.*

	Par value.
Town of Wallaceburg bonds.....\$	14,565 23
West Toronto Junction bonds.....	31,300 00
Windsor Hotel Company bonds.....	50,000 00
Winnipeg Electric Street Railway Company bonds..	50,000 00
Canada Permanent and Western Canada Mtge. Corp. bonds.....	25,000 00
Total in control of company.....	<u>\$1,941,726 81</u>
Total stock and bonds, par value.....\$	2,772,820 14
Cash in Bank of Montreal, Montreal.....	181,466 50
Interest accrued.....	61,586 63
Balance due by agents in Canada.....	46,559 97
Office furniture and supplies in Montreal, Toronto and St. John, N.B..	2,500 00
Total assets in Canada.....\$	<u>5,383,218 73</u>

LIABILITIES IN CANADA.

Net amount of fire losses in Canada claimed but not ad- justed.....\$	28,698 57
Net amount of fire losses in Canada resisted—in suit (ac- crued in previous years).....	872 94
Total net amount of unsettled claims for fire losses in Canada.....\$	29,571 51
Reserve of unearned premiums for all outstanding fire risks in Canada.	364,073 21
Reinsurance fund, under the life insurance branch.....	529,126 56
Due and accrued for salaries, rent, advertising, agency and other mis- cellaneous expenses.....	2,840 13
Total liabilities in Canada.....\$	<u>925,611 41</u>

INCOME IN CANADA.

Gross cash received for fire premiums.....\$	551,170 10
Deduct reinsurance, &c.....	45,634 32
Net cash received for fire premiums.....\$	505,535 78
Received for interest on bonds, stocks, mortgages, &c.....	201,647 49
Received for interest on bank deposits, &c.....	3,602 50
Rents.....	2,645 64
Total cash income in Canada.....\$	<u>713,431 41</u>

EXPENDITURE IN CANADA.

Amount paid during the year for fire losses occurring in previous years (which losses were estimated in the last statement at \$17,362.16).....\$	23,660 50
Deduct reinsurance.....	6,708 21
Net amount paid during the year for said losses.....\$	<u>16,952 29</u>

SESSIONAL PAPER No. 8

NORTH BRITISH AND MERCANTILE—*Concluded.*

Paid for fire losses occurring during the year	\$ 493,858 14	
Less reinsurance.	156,601 94	
	<hr/>	
Net amount paid for said losses.	\$ 337,256 20	
	<hr/>	
Total net amount paid during the year for fire losses in Canada.	\$	354,208 49
Commission or brokerage		80,632 13
Salaries, fees and all other charges of officials in Canada.		27,682 59
Taxes in Canada.		6,113 06
All other expenses in Canada, viz.:—Advertising, newspapers and directories, \$665.44; calendars, \$1,491.32; retiring allowances, \$500; bookbinding, printing, stationery and office supplies, \$3,094.39; heating, lighting and water, \$489.48; Underwriters' Association, \$2,459.88; travelling expenses, \$1,703.93; office furniture and expenses, \$466.74; auditors' fees and legal expenses, \$563.35; rents, \$3,887.50; insurance superintendence, \$214.03; postage, express, bank charges and telegrams, \$2,794.56; plans, \$1,090.28; freight and duty, \$79.87; telephone and tolls, \$211.77; fire marshal's salary, \$35.89; miscellaneous, \$217.74; fire commissioner's salary, \$388.49. Total, \$20,354.66; less proportion of expenses chargeable to life branch, \$1,500.		18,854 66
	<hr/>	
Total cash expenditure.	\$	487,490 93
	<hr/> <hr/>	

RISKS AND PREMIUMS.

<i>Fire Risks in Canada.</i>	No.	Amount.	Premiums thereon.
Gross policies in force at date of last statement.	36,655	\$ 63,097,585	\$ 719,475 28
Taken during the year—new and renewed.	20,411	41,630,828	551,753 51
	<hr/>	<hr/>	<hr/>
Total	57,066	\$ 104,728,413	\$ 1,271,228 79
Deduct terminated (including renewed).	21,973	43,295,609	519,983 83
	<hr/>	<hr/>	<hr/>
Gross in force at end of year.	35,093	\$ 61,432,804	\$ 751,244 96
Deduct reinsurance		1,703,068	21,762 87
	<hr/>	<hr/>	<hr/>
Net in force at December 31, 1901.	35,093	\$ 59,729,736	\$ 729,482 09
	<hr/>	<hr/>	<hr/>
Total number of policies in force at date			35,093
Total net amount in force.			\$ 59,729,736 00
Total premiums thereon.			729,482 09
			<hr/> <hr/>

THE NORTH BRITISH AND MERCANTILE INSURANCE COMPANY.
GENERAL BUSINESS STATEMENT FOR THE YEAR ENDING DECEMBER 31, 1901.
FIRE REVENUE ACCOUNT—YEAR 1901.

	£	s.	d.
Reserve at December 31, 1900.....	1,550,000	0	0
Premium reserve at December 31, 1900.....	618,741	5	2
Premiums received in 1901, less reinsurance.....	1,623,814	8	4
Balance, being loss of 1901 carried to profit and loss.....	82,742	5	11
	<u>£3,875,297</u>	<u>19</u>	<u>5</u>
Losses, less reinsurance.....	1,116,271	18	6
Commission.....	277,255	17	0
Expenses of management.....	*282,244	8	7
Premium reserve at December 31, 1901.....	649,525	15	4
Reserve at December 31, 1901.....	1,550,000	0	0
	<u>£3,875,297</u>	<u>19</u>	<u>5</u>

*Details of expenses of management:—

Salaries at home and abroad, including directors' fees.....	£	193,506	6	6
Foreign and colonial government taxes and licenses, rents, and sundry office expenses.....		64,328	15	11
Agents' charges and travelling expenses.....		26,172	10	2
Books, advertising, postages, telegrams, &c.....		31,065	5	8
Retiring allowances.....		6,224	7	7
Law expenses.....		1,101	16	6
Salvage corps, &c.....		7,297	0	9
	£	329,686	3	1
DEDUCT—Applicable to the life department.....		47,421	14	6
	£	282,244	8	7

PROFIT AND LOSS—YEAR 1901.

	£	s.	d.
Balance from 1900.....	549,735	8	8
Interest and dividends, less income tax.....	108,514	9	7
Transfer fees.....	108	17	6
Shareholders' life and annuity profit account.....	24,750	0	0
	£	882,107	11
Loss of 1901.....	189,750	0	0
Dividend and bonus to shareholders for 1900, paid in May and November, 1901.....	1,000	0	0
Superannuation fund.....	2,741	17	2
Irrecoverable balances.....	457	15	10
Expenses of provisional order, 1901.....	2,200	7	2
Income tax.....	404,216	9	8
Balance at December 31, 1901.....	£	683,108	15
		<u>9</u>	

SESSIONAL PAPER No. 8

NORTH BRITISH AND MERCANTILE—*Concluded.*
GENERAL BALANCE SHEET, DECEMBER 31, 1901.

LIABILITIES.

CAPITAL.	£	s.	d.
Subscribed—110,000 shares of £25 each,	2,750,000		
Called up—£6 5s. per share.	687,500	0	0
Profit and loss	404,216	9	8
Dividends unclaimed	4,687	16	4
Superannuation fund	89,607	16	5
Shareholders' life and annuity profit account	91,806	0	2
FIRE DEPARTMENT.			
Premium reserve	£ 649,525	15	4
General reserve	1,550,000	0	0
Outstanding liabilities	£2,199,525	15	4
	345,514	1	2
Outstanding losses	£ 192,377	5	8
Bills payable	12,929	10	2
Reinsurance premiums	125,168	16	4
Sundry outstanding balances	12,575	3	5
Due to life branch	2,463	5	7
	£ 345,514	1	2
	£3,822,857	19	1

LIFE DEPARTMENT.

Life Branch.

Life fund	9,390,566	4	11
Outstanding liabilities	179,481	15	2

Annuity Branch.

Annuity fund	2,949,078	19	9
Outstanding liabilities	7,116	4	8

ASSETS.

British government securities	£ 672,957	7	7
Colonial government securities	173,020	17	1
Guaranteed Indian railway debentures	160,802	0	10
Foreign government and state securities	19,800	0	0
Colonial municipal securities	348,737	1	10
Foreign municipal securities	75,371	10	9
Railway and other debentures and debenture stocks	269,596	4	7
Railway and other stocks and shares	118,796	2	3
Foreign railway bonds	163,332	2	3
Foreign railway preference shares	560,114	18	6
Mortgages—property in United Kingdom	47,250	11	1
Real duties and feuing ground	40,409	9	8
Premises in Edinburgh, London, &c., partly occupied as offices of company, and partly let	13,025	12	9
Salvage corps premises	567,570	8	5
Bills receivable	10,970	6	6
Agents' balances	15,669	6	0
Outstanding premiums	294,283	1	10
Outstanding interest	70,767	4	3
Cash in hand and on current account abroad	12,318	5	3
Cash on deposit abroad	116,924	12	7
Cash in hand and on current account at home	10,437	10	0
Cash on deposit at home	40,594	17	8
Due by annuity branch	29,000	0	0
	£ 3,822,857	19	1

LIFE DEPARTMENT.

Life Branch.

Assets of life branch per separate balance sheet	9,570,048	0	1
--	-----------	---	---

Annuity Branch.

Assets of annuity branch per separate balance sheet	2,956,195	4	5
	£16,349,101	3	7

1-2 EDWARD VII., A. 1902

THE NORTHERN ASSURANCE COMPANY.

STATEMENT FOR THE YEAR ENDING DECEMBER 31, 1901.

Chairman—ERNEST CHAPLIN. | General Manager—H. E. WILSON.

Principal Offices—London and Aberdeen.

Head Office in Canada—Montreal. | Manager for Canada—ROBERT W. TYRE.

(Established, June 2, 1836. Commenced business in Canada, 1867.)

CAPITAL.

Amount of joint stock capital authorized and subscribed for. £3,000,000	\$ 14,600,000 00
Amount paid up in cash.....	300,000 1,460,000 00

ASSETS IN CANADA.

Stocks and bonds in deposit with Receiver General:—

	Par value.
British Columbia bonds.....	\$ 100,253 33
City of Toronto bonds.....	111,446 67
Total par value.....	\$ 211,700 00

Carried out at par value.....	\$ 211,700 00
Cash in hand.....	8,630 92

Cash in banks, viz.:—

Bank of Montreal, Montreal.....	\$ 1,851 36
" British North America, Victoria.....	948 13
" Nova Scotia.....	17 12

Total.....	2,816 61
Cash in hands of agents in Canada.....	24,186 03
Insurance maps and plans.....	4,000 00
Office fixtures and furniture.....	2,500 00

Total assets in Canada.....	\$ 253,833 56
-----------------------------	---------------

LIABILITIES IN CANADA.

Net amount of losses in Canada claimed but not adjusted.....	\$ 3,856 59
Net amount of losses resisted—in suit.....	563 69

Total net amount of unsettled claims for losses in Canada.....	\$ 4,420 28
Reserve of unearned premiums for all outstanding fire risks in Canada.....	221,234 20

Total liabilities in Canada.....	\$ 225,654 48
----------------------------------	---------------

SESSIONAL PAPER No. 8

NORTHERN—*Concluded.*

INCOME IN CANADA.

Gross cash received for fire premiums.....	\$ 358,687 61	
Deduct reinsurance, rebate, abatement and return premiums.....	32,494 05	
Net cash for fire premiums.....	\$	326,193 56
* Interest and dividends on stock and all other sources.....		11,497 50
Total cash income in Canada.....	\$	<u>337,691 06</u>

EXPENDITURE IN CANADA.

Amount paid during the year for fire losses occurring in previous years (which losses were estimated in the last statement at \$11,725.32).....	\$ 11,670 63	
Paid for fire losses occurring during the year.....	\$ 240,832 61	
Deduct reinsurances.....	10,491 34	
Net amount paid for said losses.....	\$ 230,341 27	
Total net amount paid during the year for fire losses in Canada.....	\$	242,011 90
Commission or brokerage in Canada.....		53,871 71
Salaries, fees and all other charges of officials in Canada.....		13,670 78
Taxes in Canada.....		4,353 91
Miscellaneous payments, viz.:—Maps and plans, \$987.27; postage, \$1,672.24; underwriters' associations, \$1,547.18; rents, \$2,330; stationery and printing, \$1,830.10; travelling expenses, \$966.62; advertising, \$1,642.57; office expenses, \$1,388.21; sundries, \$1,104.33.....		13,468 52
Total expenditure in Canada.....	\$	<u>327,376 82</u>

RISKS AND PREMIUMS.

<i>Fire Risks in Canada.</i>	No.	Amount.	Premiums thereon.
Gross policies in force at date of last statement.....	19,722	\$ 30,552,118	\$ 373,024 34
Taken during the year—new and renewed.....	13,869	25,666,058	362,641 44
Total.....	33,591	\$ 56,218,176	\$ 735,665 78
Deduct terminated (including renewed).....	12,281	23,757,355	296,804 29
Gross in force at end of year.....	21,310	\$ 32,460,821	\$ 438,861 49
Deduct reinsured.....		505,322	5,966 90
Net in force at December 31, 1901.....	21,310	\$ 31,955,499	\$ 432,894 59
Total number of policies in force in Canada at date.....	21,310		
Total net amount in force.....		\$ 31,955,499 00	
Total premiums thereon.....			<u>432,894 59</u>

(For General Business Statement, see Appendix.)

* Interest on deposit paid direct to head office, London.

1-2 EDWARD VII., A. 1902

THE NORWICH UNION FIRE INSURANCE COMPANY.

STATEMENT FOR THE YEAR ENDING DECEMBER 31, 1901.

President—Major F. ASTLEY CUBITT. | *Secretary*—C. A. BATHURST BIGNOLD.

Principal Office—Norwich, England.

Chief Agent in Canada—JOHN B. LAIDLAW. | *Head Office in Canada*—Toronto.

(Organized and commenced business, 1797. Commenced business in Canada April, 1880.)

CAPITAL.

Amount of joint stock capital authorized and subscribed for.	£1,100,000	\$	5,353,333	33
Amount of capital paid up in cash	132,000		642,400	00

ASSETS IN CANADA.

Stocks and bonds in deposit with Receiver General, viz. :—

	Par value.
Canada 4 per cent stock	\$ 100,000 00
Canada 3 per cent stock	24,333 33
Western Canada Loan and Savings Co. debentures	25,000 00
British Consolidated 2½ per cent stock	77,866 67
Total par value	\$ 227,200 00

Carried out at par value	\$	227,200	00
--------------------------	----	---------	----

Cash on hand at head office in Canada		125	00
---------------------------------------	--	-----	----

Cash in banks, viz. :—

Bank of Montreal, Toronto (current account)	\$	7,586	87
" " " (special account)		27,281	27
" Montreal (current account)		475	00
" " (special account)		3,248	05

Total		38,591	19
-------	--	--------	----

Agents' balances		27,035	90
------------------	--	--------	----

Good's plans		5,000	00
--------------	--	-------	----

Total assets in Canada	\$	297,952	09
------------------------	----	---------	----

LIABILITIES IN CANADA.

Net amount of losses claimed but not adjusted	\$	18,792	90
" " resisted—in suit (accrued in previous years)		1,000	00

Total net amount of unsettled claims for fire losses in Canada	\$	19,792	90
--	----	--------	----

Reserve of unearned premiums for all outstanding risks in Canada		238,529	02
--	--	---------	----

Total liabilities in Canada	\$	258,321	92
-----------------------------	----	---------	----

SESSIONAL PAPER No. 8

NORWICH UNION—*Concluded.*

INCOME IN CANADA.

Gross cash received for fire premiums.....	\$ 395,709 60	
Deduct reinsurance, rebate, abatement and return premiums.....	48,564 25	
Net cash received for premiums.....		\$ 347,145 35
Received for interest on stocks, bonds, mortgages, &c.....		8,074 04
Income from other sources.....		310 74
Total income in Canada.....		<u>\$ 355,530 13</u>

EXPENDITURE IN CANADA.

Amount paid for losses occurring in previous years (which losses were estimated in last statement at \$13,530.35).....	\$ 13,380 04	
Amount paid for losses occurring during the year.....	\$ 252,938 03	
Less amount received for reinsurance and savings and salvage.....	13,775 97	
Net amount paid during the year for said losses.....	\$ 239,162 06	
Total net amount paid during the year for fire losses.....		\$ 252,542 10
Commission or brokerage and bonus on profits in Canada.....		58,468 10
Salaries, fees and other charges of officials.....		25,517 16
Taxes in Canada.....		5,106 20
Miscellaneous payments, viz. :—		
Stationery, \$3,623.86 ; postage and telegrams and telephones, \$2,382.51 ; advertising, \$1,289.20 ; travelling expenses, \$3,921.88 ; Goad's plans, \$1,242.72 ; sundry charges, \$1,705.96 ; board expenses, \$1,918.64 ; office furniture, \$1,219.16 ; rent, \$870.03 ; remittance charges, \$518.30 ; express, \$315.74.....		19,008 00
Total cash expenditure in Canada.....		<u>\$ 360,641 56</u>

RISKS AND PREMIUMS.

<i>Fire Risks in Canada.</i>	No.	Amount.	Premiums thereon.
Gross policies in force at date of last statement ...	23,995	\$ 31,423,225	\$ 424,213 61
Policies taken during the year—new and renewed.....	16,429	26,383,966	403,061 95
Total.....	40,424	\$ 57,807,191	\$ 827,275 56
Deduct terminated (including renewed).....	14,965	24,295,752	349,551 46
Gross in force at end of year.....	25,459	\$ 33,511,439	\$ 477,724 10
Deduct reinsured.....		346,158	5,833 48
Net in force at December 31, 1901.....	25,459	\$ 33,165,281	\$ 471,890 62
Total number of policies in force in Canada at date.....	25,459		
Total net amount in force.....			\$ 33,165,281 00
Total premiums thereon.....			<u>471,890 62</u>

(For General Business Statement, see Appendix.)

THE OTTAWA FIRE INSURANCE COMPANY

STATEMENT FOR THE YEAR ENDING DECEMBER 31, 1901.

President—CHARLES MAGEE.

Chief Agent—A. B. POWELL.

Principal Office—Ottawa, Canada.

(Incorporated by letters patent bearing date September 30, 1899 ; commenced business in Ontario, November 1, 1899 ; Dominion license issued, February 23, 1900.

CAPITAL.

Amount of joint stock or guarantee capital authorized	\$	1,000,000	00
Amount subscribed for		500,000	00
Amount paid up in cash		100,000	00

(For list of Shareholders, see Appendix.)

ASSETS.

Stocks and bonds owned by the company, viz. :—

	Par value.	Market value.	
St. George's Church 4 per cent debentures	\$ 14,000 00	\$ 14,000 00	
* Ottawa City 3½ per cent debentures	56,000 00	56,000 00	
Commercial Cable Company bonds	6,000 00	6,090 00	
Belleville City 4 per cent debentures	10,000 00	10,162 50	
Canada 4 per cent inscribed stock	10,000 00	10,106 00	
Bank of Ottawa stock	10,000 00	20,362 50	
Total par and market values	\$ 106,000 00	\$ 116,721 00	
Carried out at market value			\$ 116,721 00
Cash at head office			382 90
Cash in banks, viz. :—			
Bank of Ottawa		\$ 8,758 60	
Total			8,758 60
Interest accrued and unpaid on stocks and bonds, not included in market value			633 70
Agents' balances			10,142 62
Office furniture and plans, net			5,001 39
Total assets			\$ 141,640 21

LIABILITIES.

Net amount of losses due and yet unpaid	\$	128 90
Net amount of losses claimed but not adjusted		3,427 81
Net amount of losses adjusted but not yet due		800 00
Total net amount of unsettled claims for fire losses in Canada	\$	4,356 71
Reserve of unearned premiums for all outstanding risks in Canada		92,679 09
Dividends declared but not yet due		2,899 37
Due other companies for reinsurance		6,052 76
Total liabilities	\$	105,987 93
Surplus on policy-holders' account	\$	35,652 28

* On deposit with the Receiver General.

SESSIONAL PAPER No. 8

OTTAWA FIRE—Continued.

INCOME.

	In Canada.	In other countries.	
Gross cash received for premiums	\$ 193,206 37	\$ 4,236 95	
Deduct reinsurance, rebate, abatement and return premiums	62,673 65	804 40	
Net cash received for premiums.....	<u>\$ 130,532 72</u>	<u>\$ 3,432 55</u>	
Total net cash received for premiums in all countries... \$			133,965 27
Income received for interest and dividends on stocks, bonds, &c.....			4,036 79
Total			<u>\$ 138,002 06</u>
Received for calls on capital.....			17,260 00
Total income.....			<u><u>\$ 155,262 06</u></u>

EXPENDITURE.

Amount paid during the year for losses occurring in previous years (which losses were estimated in the last statement at \$2,135.83).....	\$ 2,235 83	
Net amount paid during the year for said losses.....		\$ 2,235 83
Amount paid for losses occurring during the year.....	\$ 107,357 31	
Deduct savings and salvage and reinsurance.....	25,010 40	
Net amount paid during the year for said losses.....		82,346 91
Total net amount paid during the year for fire losses in Canada.....		<u>\$ 84,582 74</u>
Paid for losses outside of Canada		Nil.
Paid for commission or brokerage.....		30,061 65
Paid for salaries, fees and all other charges of officials.....		9,485 01
Paid for taxes.....		3,194 96
All other payments and expenditures, viz.:—Office furniture and Goad's plans, \$2,398.75; legal expenses, \$107.70; postage and telegrams, \$1,027.55; exchange, \$233.93; travelling expenses, \$1,236.93; stationery, \$2,339.66; rent, \$767.83; calendars for year 1901, \$276.26; sundry expenses, \$1,749.89.....		10,138 50
Total expenditure.....		<u><u>\$ 137,462 86</u></u>

Dr.

CASH ACCOUNT.

Cr.

1900.		1901.	
Dec. 31.—To balance on hand and in banks at this date	\$ 26,694 80	Dec. 31.—By Expenditure as above	\$ 137,462 86
1901.		Investments.....	35,352 50
Dec. 31.—To income as above.....	155,262 06	Balance on hand and in banks this date.....	9,141 50
	<u>\$ 181,956 86</u>		<u>\$ 181,956 86</u>

1-2 EDWARD VII., A. 1902

OTTAWA FIRE—*Concluded.*

RISKS AND PREMIUMS.

	IN CANADA.		IN OTHER COUNTRIES.		TOTAL IN ALL COUNTRIES.	
	Amount.	Premiums thereon.	Amount.	Premiums thereon.	Amount.	Premiums thereon.
	\$	\$ cts.	\$	\$ cts.	\$	\$ cts.
Gross policies in force at date of last statement ..	10,660,724	114,322 14	116,650	1,257 57	10,777,374	115,579 71
Taken during the year— new and renewed.....	13,042,256	195,373 95	354,840	4,236 95	13,397,096	199,610 90
Total	23,702,980	309,696 09	471,490	5,494 52	24,174,470	315,190 61
Deduct terminated (in- cluding renewed)..	6,838,321	85,883 49	123,900	1,380 07	6,962,221	87,263 56
Gross in force at end of year.....	16,864,659	223,812 60	347,590	4,114 45	17,212,249	227,927 05
Deduct reinsured	4,174,065	58,168 38	63,928	681 90	4,237,993	58,850 28
Net in force at December 31, 1901	12,690,594	165,644 22	283,662	3,432 55	12,974,256	169,076 77

Total number of policies in force in Canada at date.....(No return.)

Total net amount in force.....\$ 12,974,256 00

Total premiums thereon.....169,076 77

THE PHENIX INSURANCE COMPANY, BROOKLYN, N.Y.

STATEMENT FOR THE YEAR ENDING DECEMBER 31, 1901.

President—GEO. P. SHELDON.

Secretary—W.M. A. WRIGHT.

Principal Office—16 Court Street, Brooklyn, N.Y.

Chief Agent in Canada—

A. M. M. KIRKPATRICK.

Head Office in Canada—Toronto.

(Incorporated, September 10, 1853. Charter renewed, September 9, 1893, for thirty years. Commenced business in Canada, May 1, 1874.)

CAPITAL.

Amount authorized, subscribed for, and paid up in cash. \$ 1,000,000 00

ASSETS IN CANADA.

United States bonds on deposit with the Receiver General, viz.:

	Par value.	Market value.
United States 4 per cent registered.	\$ 100,000 00	\$ 112,000 00
Carried out at market value.		\$ 112,000 00
Cash in hands of agents in Canada.		11,715 64
Total assets in Canada.		<u>\$ 123,715 64</u>

LIABILITIES IN CANADA.

Net amount of losses in Canada adjusted but not due.	\$ 3,622 49
Reserve of unearned premiums for all outstanding fire risks in Canada.	86,089 89
Total liabilities in Canada.	<u>\$ 89,712 38</u>

INCOME IN CANADA.

Gross cash received for fire premiums in Canada.	\$ 168,817 36
Deduct reinsurance, rebate, abatement and return premiums	21,438 49
Total net cash received for premiums.	<u>\$ 147,378 87</u>
Interest on bonds and mortgages in Canada (paid direct to head office).	4,000 00
Total cash income in Canada.	<u>\$ 151,378 87</u>

1-2 EDWARD VII., A. 1902

PHENIX OF BROOKLYN—*Continued.*

EXPENDITURE IN CANADA.

Amount paid during the year for fire losses occurring in previous years (which losses were estimated in the last statement at \$3,427.68).....	\$	4,833	75
Amount paid for losses occurring during the year.....	\$	97,954	80
Deduct savings and salvage and reinsurance.....		4,871	58
Net amount paid during the year for said losses.....	\$	93,083	22
Total net amount paid during the year for fire losses in Canada.....	\$	97,916	97
Commission or brokerage.....		31,680	26
Taxes in Canada.....		3,026	02
General expenses :—Postage, \$529.06 ; telegrams, \$194.59 ; express, \$69.61 ; exchange, \$165.91 ; duty on supplies, \$120.39 ; board expenses, \$966.91 ; advertising, \$90.67 ; printing, \$370.68 ; sun dries, \$1,974.42.....		4,482	24
Total cash expenditure in Canada.....	\$	137,105	49

RISKS AND PREMIUMS.

<i>Fire Risks in Canada.</i>	Amount.	Premiums thereon.
Gross policies in force at date of last statement.....	\$ 9,866,457	\$ 135,847 26
Taken during the year—new and renewed.....	12,494,126	180,331 02
Total.....	\$ 22,360,583	\$ 316,178 28
Deduct terminated (including renewed).....	10,699,483	144,381 94
Gross in force at end of year.....	\$ 11,661,100	\$ 171,796 34
Deduct reinsured.....	254,269	3,293 82
Net in force at December 31, 1901.....	\$ 11,406,831	\$ 168,502 52
Total number of policies in force in Canada at date.....	(No return).	
Total net amount in force.....	\$ 11,406,831	00
Total premiums thereon.....		168,502 52

GENERAL BUSINESS STATEMENT FOR THE YEAR ENDING DECEMBER 31, 1901.

ASSETS.

Real estate.....	\$	568,000	00
Loans on mortgage upon which not more than one year's interest is due		70,600	00
Interest accrued on said mortgage loans.....		1,146	64
Stocks and bonds—par value, \$3,164,900 ; market value.....		4,987,809	00
Interest due and accrued on bonds, not included in market value....		5,266	66
Loans on collaterals, par value, \$67,400 ; market value, \$91,070.....		77,500	00
Cash on hand and in banks.....		613,154	54
Gross premiums in course of collection.....		786,283	20
Other assets—rents due and accrued.....		2,653	26
Total assets.....	\$	7,112,413	30

SESSIONAL PAPER No. 8

PHENIX, OF BROOKLYN—*Concluded.*

LIABILITIES.

Net amount of unpaid losses	\$ 346,184 37
Unearned premiums	3,770,460 19
Due and accrued for salaries, rent, &c.	2,485 17
All other claims	214,534 02
Total liabilities, except capital stock	<u>\$ 4,333,663 75</u>

Capital stock paid up in cash	\$ 1,000,000 00
Surplus beyond liabilities and capital stock	<u>1,778,749 55</u>

INCOME.

Net cash received for premiums	\$ 4,534,709 63
Interest and dividends	141,499 60
Income from all other sources (rents)	17,434 63
Total cash income	<u>\$ 4,693,643 86</u>

EXPENDITURE.

Net amount paid for losses	\$ 2,387,048 79
Dividends to stockholders	100,000 00
Commission or brokerage	931,801 41
Salaries, fees, &c	347,106 79
Taxes	107,637 41
Miscellaneous	383,471 08
Total cash expenditure	<u>\$ 4,257,065 48</u>

RISKS AND PREMIUMS.

Fire risks—written or renewed during the year—amount	\$513,614,000 00
Premiums thereon	5,679,627 70
Terminated during the year	384,186,210 00
Premiums thereon	4,310,819 26
Net amount in force, December 31, 1901	667,010,431 00
Premiums thereon	<u>7,335,826 84</u>

PHENIX ASSURANCE COMPANY OF LONDON.

STATEMENT FOR THE YEAR ENDING DECEMBER 31, 1901.

Chairman—THE RT. HON. LORD AVEBURY, F.R.S., D.C.L.*Principal Office*—19 Lombard Street, London, E.C., Eng.*Chief Agents in Canada*—PATERSON & SON. | *Head Office in Canada*—Montreal.

(Organized, A.D. 1782. Commenced business in Canada, A.D. 1804.)

CAPITAL.

Amount of capital authorized and subscribed for	£ 2,688,800	\$ 13,085,493 33
Amount paid up in cash	268,880	1,308,549 33

ASSETS IN CANADA.

Stocks and bonds on deposit with Receiver General, viz. :—

	Par value.	Market value.
Canadian Pacific Railway land grant bonds	\$ 46,500 00	\$ 51,150 00
Canada 4 per cent reduced stock	50,126 67	53,134 27
Canada 3½ per cent stock	132,181 21	132,181 21
Canada 4 per cent inscribed stock	48,666 67	51,586 67
British consolidated 2½ per cent stock	114,923 00	114,923 00
City of Montreal 4 per cent bonds	6,000 00	6,240 00
Province of Quebec stock	5,353 00	5,353 00
Total par and market values	\$ 403,750 55	\$ 414,568 15

Carried out at market value	\$	414,568 15
Cash in hands of agents in Canada		15,166 92
Cash in hand at office in Victoria		980 46
Interest accrued		4,557 38
Cash in banks		10,000 00
Total assets in Canada	\$	445,272 91

LIABILITIES IN CANADA.

Net amount of fire losses unsettled—not resisted (\$960 accrued in previous years)	\$	24,394 04
Net amount of fire losses resisted—in suit (accrued in previous year)		3,500 00
Total net amount of unsettled claims for fire losses in Canada	\$	27,894 04
Reserve of unearned premiums for all outstanding fire risks in Canada		376,938 89
Total liabilities in Canada	\$	404,832 93

INCOME IN CANADA.

Gross cash received for fire premiums	\$	690,549 07
Less reinsurance, rebate, abatement and return premiums		96,346 31
Net cash received for fire premiums	\$	594,202 76
Add interest on the deposit with Receiver General, paid direct to the head office in London		14,155 97
	\$	608,358 73

1-2 EDWARD VII., A. 1902

PHOENIX, OF LONDON—Continued.

REVENUE ACCOUNT FOR THE YEAR ENDED DECEMBER 31, 1901.

	£	s.	d.	£	s.	d.	
Reserve for outstanding risk from 1900.....	507,589	13	4	Losses (less reinsurance).....	312,521	1	10
Premiums (less reinsurance).....	1,385,574	6	3	Commissions.....	113,495	12	1
Income from investments (less income tax).....	50,768	9	3	General expenses.....			
				Reserve for outstanding risk at 31st December, 1901.....			
				Balance carried to profit and loss account.....			
	£ 1,944,032	8	10		£ 1,944,032	8	10

PROFIT AND LOSS ACCOUNT.

	£	s.	d.	£	s.	d.	
Balance from last account.....	184,184	13	10	Income tax on profits.....	3,072	2	0
Less dividend paid, 28s. a share on 53,776 shares.....	61,842	8	0	Bad debts.....	58	7	4
Balance from revenue account.....				Interim dividend at 12s. a share on account of the year.....	32,265	12	0
				Registration fee.....	6,800	0	0
				Loss on sale of investments.....	71	11	8
				Balance carried to balance sheet.....	96,600	11	3
	£ 138,868	4	3		£ 138,868	4	3

THE PHOENIX INSURANCE COMPANY.

STATEMENT FOR THE YEAR ENDING DECEMBER 31, 1901.

President—D. W. C. SKILTON. | *Secretary*—EDWARD MILLIGAN.

Chief Agent in Canada—J. W. TATLEY.

Principal Office—Hartford, Conn. | *Head Office in Canada*—Montreal.

(Incorporated, May 31, 1854. Commenced business in Canada, May 20, 1890.)

CAPITAL.

Amount of joint stock capital authorized	\$ 5,000,000 00
" subscribed for and paid up in cash	2,000,000 00
	2,000,000 00

ASSETS IN CANADA.

Stocks and bonds owned by the company, viz. :—

	Par value.	Market value.
City of Guelph bonds	\$ 24,000 00	\$ 27,900 00
" Brantford bonds	25,000 00	26,750 00
" Victoria bonds	20,000 00	23,750 00
Town of St. Henry bonds	75,000 00	81,000 00
Province of New Brunswick bonds	5,000 00	5,400 00
Canadian Pacific Railway land grant bonds	36,000 00	39,600 00
(The above are deposited with the Receiver General.)		
	\$ 185,000 00	\$ 204,400 00
Imperial Bank stock	17,000 00	38,930 00
	\$ 202,000 00	\$ 243,330 00

Total carried out at market value	\$ 243,330 00
Cash at head office in Canada	1,314 50
Cash in hands of agents in Canada	14,250 19
Interest accrued	2,661 00
Maps and plans	5,019 69
Office furniture	1,092 30
	\$ 267,667 68

LIABILITIES IN CANADA.

Net amount of losses in Canada due and yet unpaid	\$ 2,535 00
" " adjusted but not due	2,675 86
" " claimed but not adjusted	285 00
" " reported or supposed but not claimed	2,180 71
" " resisted—not in suit	2,419 24
	10,095 81
Total net amount of unsettled claims for fire losses in Canada	\$ 10,095 81
Reserve of unearned premiums for all outstanding fire risks in Canada	91,577 49
	\$ 101,673 30

SESSIONAL PAPER No. 8

PHENIX OF HARTFORD—*Continued.*

INCOME IN CANADA.

Gross cash received for premiums.....	\$ 156,999 47	
Deduct reinsurance, rebate, abatement and return premiums.....	29,635 32	
Net cash received for premiums.....		\$ 126,764 15
Received for interest on bonds, stocks, mortgages, &c., in Canada.....		10,558 08
Received for interest on bank account.....		97 15
		<hr/>
Total income in Canada.....	\$	<u>137,419 38</u>

EXPENDITURE IN CANADA.

Amount paid during the year for losses occurring in previous years (which losses were estimated in the last statement at \$7,799.60).....	\$ 8,369 65	
Less amount received for reinsurance and salvage and savings.....	295 78	
Net amount paid during the year for said losses.	\$ 8,073 87	
	<hr/>	
Amount paid for losses occurring during the year... ..	\$ 76,153 86	
Deduct amount received for savings and salvage and reinsurance.....	4,002 73	
Net amount paid during the year for said losses.	\$ 72,151 13	
	<hr/>	
Total net amount paid during the year for fire losses in Canada	\$	80,225 00
Commission or brokerage		23,634 50
Salaries, fees and all other charges of officials in Canada.		6,200 72
Taxes in Canada.		3,607 99
Miscellaneous payments, viz. :—Travelling expenses, \$872.52 ; underwriters' associations, \$809.41 ; postage and telegrams, \$989.97 ; stationery and printing, \$679.12 ; maps and insurance plans, \$404.86 ; customs and express, \$116.16 ; rents, \$2,784.78 ; advertising, \$667.50 ; exchange, \$259.36 ; subscriptions, \$184.75 ; sundries, \$708.20 ; office furniture, \$235.90		8,712 53
		<hr/>
Total expenditure in Canada.....	\$	<u>122,380 74</u>

RISKS AND PREMIUMS.

<i>Fire Risks in Canada.</i>	No.	Amount.	Premiums thereon.
Gross policies in force at date of last statement....	12,211	\$ 13,798,775	\$ 187,022 79
Taken during the year—new and renewed... ..	8,746	10,545,342	152,733 28
Total.....	20,957	\$ 24,344,117	\$ 339,756 07
Deduct terminated (including renewed).....	8,790	10,742,271	146,072 42
		<hr/>	<hr/>
Gross in force at end of year.	12,167	\$ 13,601,846	\$ 193,683 65
Deduct reinsurance.....		1,092,358	12,742 56
		<hr/>	<hr/>
Net in force at December 31, 1901....	12,167	\$ 12,509,488	\$ 180,941 09
		<hr/>	<hr/>
Total number of policies in force in Canada at date.	12,167		
Total net amount in force.....			\$12,509,488 00
Total premiums thereon.....			180,941 09
			<hr/>

1-2 EDWARD VII., A. 1902

PHENIX OF HARTFORD—Continued.

GENERAL BUSINESS STATEMENT FOR THE YEAR ENDING DECEMBER 31, 1901.

LEDGER ASSETS.

Book value of real estate, unencumbered, owned by the company	\$	428,188	33
Loans on mortgage on real estate, first liens		89,074	93
Book value of stocks and bonds owned by the company		3,214,877	81
Loans on stocks, bonds or other collaterals		29,000	00
Cash on hand and in banks		331,911	49
Agents' debit balances		298,581	62
		<hr/>	
Total	\$	4,391,634	18
Deduct agents' credit balances		230	27
		<hr/>	
Total net ledger assets	\$	4,391,403	91

NON-LEDGER ASSETS.

Interest due and accrued		39,740	10
Market value of bonds and stocks over book value		1,253,312	19
Rents due and accrued		4,499	96
Market value of real estate over book value		32,007	49
Net amount of uncollected and deferred premiums		249,667	00
Reinsurance due from other companies		301	16
		<hr/>	
Gross assets	\$	5,970,931	81
Deduct assets not admitted		17,487	36
		<hr/>	
Total admitted assets	\$	5,953,444	45

LIABILITIES.

Net amount of unpaid losses	\$	454,788	57
Total unearned premiums		2,382,405	32
		<hr/>	
Total liabilities, not including capital stock	\$	2,837,193	89
		<hr/>	
Capital stock paid up in cash	\$	2,000,000	00
		<hr/>	
Divisible surplus	\$	1,116,250	56

INCOME DURING THE YEAR.

Net cash received for premiums	\$	3,217,818	11
Received for interest and dividends		254,917	54
Rents		20,089	03
Profit on sale or maturity of ledger assets during the year over book value		8,877	01
		<hr/>	
Total income	\$	3,501,701	69

SESSIONAL PAPER No. 8

PHENIX OF HARTFORD—*Concluded.*

EXPENDITURE DURING THE YEAR.

Net amount paid during the year for losses	\$ 1,706,744 69
Dividends paid to stockholders	280,000 00
Commission or brokerage	637,337 49
Rents	12,342 99
Salaries, fees and all other charges of officials	186,339 47
Taxes, licenses and insurance department fees	86,719 73
All other payments and expenditures	319,008 22
Total expenditure	<u>\$ 3,228,492 59</u>

RISKS AND PREMIUMS.

Amount of fire risks written or renewed during the year	\$385,018,845 00
Premiums thereon	3,771,844 79
Amount of policies terminated	325,222,760 00
Premiums thereon	3,208,934 31
Net amount in force on December 31, 1900 ..	451,024,543 00
Premiums thereon	<u>4,602,756 77</u>

THE QUEBEC FIRE ASSURANCE COMPANY.

STATEMENT FOR THE YEAR ENDING DECEMBER 31, 1901.

President—HON. PIERRE GARNEAU.*Secretary*—H. B. BIGNELL.*Principal Office*—Quebec.

(Organized April 2, 1818, and incorporated by Act of L. C., 9 George IV., cap. 58, amended by 18 Vic., cap. 12, and by 29-30 Vic., cap. 27, and by 41 Vic., cap. 31, and by 42 Vic., cap. 69, and by 46 Vic., cap. 83. Commenced business 1818.)

CAPITAL.

Amount of stock authorized and subscribed for	\$	225,000 00
Amount paid up in cash		<u>100,000 00</u>

(For List of Shareholders, see Appendix.)

ASSETS.

Real estate—A lot of ground in the city of Quebec, situated on the westerly side of St. Peter Street, in the rear by Sault-au-Matelot Street, on one side to the south by La Banque Nationale, and on the other side to the north by the Montreal Telegraph Co., with a cut stone building thereon erected, and known as 'The Quebec Fire Office.' \$ 37,037 26

* Stocks and bonds owned by the company :—

	Par value.	Market value.
Quebec Steamship Co. bonds	\$ 2,500 00	\$ 2,500 00
City of Quebec corporation bonds	39,000 00	40,350 00
New Brunswick bonds	10,000 00	11,000 00
City of Hull "	10,000 00	10,500 00
City of Three Rivers "	10,000 00	10,000 00
Province of Quebec "	12,500 00	13,760 00
" registered stock	4,000 00	4,600 00
Total par and market values	<u>\$ 88,000 00</u>	<u>\$ 92,710 00</u>

* Of these there are deposited with the Receiver General :—

City of Quebec bonds	\$ 33,000 00
New Brunswick "	10,000 00
Province of Quebec "	12,500 00
" registered stock	4,000 00
Total par value	<u>\$ 59,500 00</u>

SESSIONAL PAPER No. 8

QUEBEC—Continued.

ASSETS—Continued.

Carried out at market value	\$	92,710 00
Cash on hand at head office		630 57
Cash in banks, viz.:—		
La Banque Nationale, dividend account, Quebec	\$	63 27
Bank of British North America, special account, Quebec		30,009 63
" " current		14,091 95
" " " account, Montreal		1,342 11
Bank of Montreal, Toronto		831 40
Union Bank of Canada, Toronto		452 39
Total		<u>46,790 75</u>
Deposit with C. F. U. A.		125 00
Interest accrued and unpaid on stocks and bonds, not included in market value		1,892 46
Agents' balances		22,419 96
Bills receivable		242 58
Total gross assets	\$	<u>201,848 58</u>
Deduct on account of bad and doubtful debts and securities		970 37
Total assets (actual value)	\$	<u><u>200,878 21</u></u>

LIABILITIES.

(1) Liabilities in Canada.

Total net amount of unsettled claims for fire losses, due and yet unpaid	\$	6,053 54
Total reserve of unearned premiums for fire losses		74,094 93
Dividends declared and due but not paid		1,067 80
Total liabilities in Canada, except capital stock	\$	<u><u>81,216 27</u></u>

(2) Liabilities in other Countries.

Net amount of fire losses due, and yet unpaid	\$	9,297 01
" " resisted—not in suit (of which \$600 accrued in previous years)		2,430 69
Total net amount of fire losses unsettled	\$	11,727 70
Total reserve of unearned premiums for fire risks in other countries		11,594 96
Borrowed money, London and Lancashire Fire Insurance Co., Liverpool, England		28,639 28
Total liabilities in other countries	\$	<u>51,961 94</u>
Total amount of liabilities in all countries, except capital stock	\$	<u><u>133,178 21</u></u>

QUEBEC—Continued.

INCOME.

	In Canada.	In other Countries.
Gross cash received for premiums.....	\$ 113,110 76	\$ 34,537 40
Deduct reinsurance, rebate, abatement and return premiums	22,540 79	8,222 66
Net cash received for premiums.....	\$ 90,569 97	\$ 26,314 74
Net cash received for premiums in all countries.		\$ 116,884 71
Received for interest and dividends on bonds and mortgages and stocks.		6,050 98
Received for rent.....		2,250 80
Total cash income.....		\$ 125,186 49

EXPENDITURE.

	In Canada.	- In other Countries.
Amount paid during the year for losses occurring in previous years (which losses were estimated in the last statement at \$14,634.64).....	\$ 10,314 84	\$ 3,257 17
Deduct amount received for reinsurance.....	4,000 00
Net amount paid during the year for said losses.....	\$ 6,314 84	\$ 3,257 17
Amount paid for losses occurring during the year.....	\$ 86,121 12	\$ 21,239 20
Deduct savings and salvage and reinsurance.....	25,920 38	2,342 18
Net amount paid for said losses.....	\$ 60,200 74	\$ 18,897 02
Total.....	\$ 66,515 58	\$ 22,154 19
Total net amount paid during the year for fire losses.....		\$ 88,669 77
Amount of dividends paid during the year.....		190 00
Commission or brokerage.....		22,124 02
Salaries, fees, &c.....		8,069 48
Taxes.....		2,783 51
Miscellaneous payments, viz.:—		
Printing and stationery, \$1,263.89; rent, \$1,250; Goad's plans, \$391.05; interest, \$1,769.02; H. O. building expenses and taxes, \$1,372.60; postage, exchange, telegrams, telephones and express, \$1,102.81; advertising, \$109.60; office charges, \$831.10; legal expenses, \$25.50; travelling expenses, \$468.96; local board, \$134.16; miscellaneous, \$449.03.....		9,167 72
Total cash expenditure.....		\$ 131,004 50

CASH ACCOUNT.

1900.		Dr.	1901.	CR.
Dec. 31.	Balance in hand and in banks at this date.....	\$ 6,330 36	Dec. 31.	Expenditure as above.....
1901.	Income as above.....	125,186 49		\$ 131,004 50
Dec. 31.	Received from realization of investments.....	36,009 63		Borrowed money returned..
	Money borrowed.....	54,639 28		44,500 00
	Sale of Quinton farm property.	360 59		Balance on hand and in banks at end of year
	W. W. Welch, special account.	524 47		47,546 32
		\$ 223,050 82		
				\$ 223,050 82

QUEBEC—Concluded.

RISKS AND PREMIUMS.

	IN CANADA.		IN OTHER COUNTRIES.		TOTAL IN ALL COUNTRIES.	
	Amount.	Premiums.	Amount.	Premiums.	Amount.	Premiums.
<i>Fire Risks.</i>	\$	\$ cts.	\$	\$ cts.	\$	\$ cts.
Gross policies in force at date of last statement.....	13,554,699	172,709 28	2,082,160	31,834 49	15,636,859	204,543 77
Taken during the year—new.....	4,534,666	61,353 58	2,336,428	32,826 58	6,921,094	94,180 16
" " renewed.	3,978,677	57,774 54	3,978,677	57,774 54
Total.....	22,068,042	291,837 40	4,408,588	64,661 07	26,536,630	356,498 47
Deduct terminated (including renewed).....	9,913,715	131,867 54	2,772,395	40,234 30	12,686,110	172,131 84
Gross in force at end of year.....	12,154,327	159,969 86	1,696,193	24,396 77	13,850,520	184,366 63
Deduct reinsured.....	688,497	9,553 36	45,669	780 47	734,166	10,333 83
Net in force, Dec. 31, 1901.....	11,465,830	150,416 50	1,650,524	23,616 30	13,116,354	174,032 80

Total number of policies in force at date.....(No return.)

Total net amount in force.....\$13,116,354 00

Total net premiums thereon.....174,032 80

THE QUEEN INSURANCE COMPANY OF AMERICA.

STATEMENT FOR THE YEAR ENDING DECEMBER 31, 1901.

President—EDWARD F. BEDDALL.

Secretary—N. S. BARTOW.

Principal Office—New York.

Agent in Canada—GEORGE SIMPSON.

Head Office in Canada—1709 Notre Dame St., Montreal.

(Incorporated, September 11, 1891. Commenced business in Canada, November 2, 1891.)

CAPITAL.

Amount of joint stock capital authorized, subscribed for and paid up in cash. \$ 500,000 00

ASSETS IN CANADA.

Stocks and bonds owned by the company, viz. :—

	Par value.	Market value.
United States 4 per cent bonds.	\$ 100,000	\$ 119,242
City of Halifax 5 per cent stock.	60,000	63,000
New Zealand 4 per cent bonds.	48,667	49,000
Province of Quebec 3 per cent stock.	30,417	24,500
Province of Manitoba 5 per cent debentures	29,200	29,400
Total par and market values	\$ 268,284	\$ 288,142

Carried out at market value \$ 288,142 00

Cash at head office 143 66

Cash in banks, viz. :—

Bank of British North America.	\$ 1,717 51
Royal Bank.	1,635 55
Dominion Bank	11,546 41

Total. 14,899 47

Cash in hands of agents in Canada 26,670 36

Sundry. 150 00

Total assets in Canada. \$ 330,005 49

LIABILITIES IN CANADA.

Net amount of losses claimed but not adjusted. \$ 9,858 00

 " " due and unpaid. 20 00

 " " resisted—not in suit. 1,175 00

 " " " in suit. 2,000 00

Total net amount of unsettled claims for fire losses in Canada. \$ 13,053 00

Reserve of unearned premiums for all outstanding fire risks in Canada. 268,907 16

Due and accrued for salaries and other miscellaneous expenses in Canada. 85 00

Total liabilities in Canada. \$ 282,045 16

SESSIONAL PAPER No. 8

QUEEN INSURANCE COMPANY OF AMERICA—*Continued.*

INCOME IN CANADA.

Gross cash received for premiums.....	\$475,715 57	
Deduct reinsurance, &c.....	60,174 56	
Net cash received for fire premiums.....		\$ 415,541 01
Interest on bonds, stocks, mortgages, &c.....		11,557 60
Recovery on bad debts.....		43 75
Total cash income in Canada.....		<u>\$ 427,142 36</u>

EXPENDITURE IN CANADA.

Amount paid during the year for losses occurring in previous years (which losses were estimated in the last statement at \$23,067.03).....	\$ 17,505 02	
Deduct reinsurance.....	24 30	
Net amount paid during the year for the said losses.....	\$ 17,480 72	
Amount paid for losses occurring during the year.....	\$237,634 71	
Less amount received for reinsurance and savings and salvage.....	13,950 09	
Net amount paid during the year for said losses.....	<u>\$223,684 62</u>	
Total net amount paid during the year for fire losses in Canada.....		\$ 241,165 34
Commission or brokerage in Canada.....		73,593 84
Salaries, fees and all other charges of officials in Canada.....		18,912 82
Taxes in Canada.....		4,992 85
Miscellaneous payments, viz.:—Postage and exchange, \$2,322.15; printing and stationery, \$2,241.87; advertising, \$1,466.17; underwriters' association, \$2,097.79; rent, \$2,369.51; general expenses, \$3,676.16; maps and plans, \$393.02; legal expenses, \$1.20; office furniture, \$99.14; travelling expenses, inspections, \$1,622.86....		16,289 87
Total cash expenditure in Canada.....		<u>\$ 354,954 72</u>

RISKS AND PREMIUMS.

<i>Fire Risks and Premiums.</i>	Amount.	Premiums thereon.
Gross policies in force at date of last statement.....	\$ 34,254,386	\$ 437,702 07
Policies taken during the year—new and renewed.....	32,147,377	482,009 32
Total.....	\$ 66,401,763	\$ 919,711 39
Deduct terminated (including renewed).....	27,942,625	375,292 50
Gross in force at end of year.....	\$ 38,459,138	\$ 544,418 89
Deduct reinsured.....	1,088,226	19,760 52
Net in force at December 31, 1901.....	<u>\$ 36,820,912</u>	<u>\$ 524,658 37</u>
Total number of policies in force in Canada at date.....	(No return.)	
Total net amount in force.....		\$ 36 820,912 00
Total premiums thereon.....		524,658 37

1-2 EDWARD VII., A. 1902

QUEEN INSURANCE COMPANY OF AMERICA—*Concluded.*

GENERAL BUSINESS STATEMENT FOR THE YEAR ENDED DECEMBER 31, 1901.

ASSETS.

Real estate owned by the company	\$	710,164	73
Stocks and bonds owned by the company of par value, \$3,230,025; market value.....		3,677,506	53
Cash in hand and in banks.....		195,915	05
Interest due and accrued.....		44,129	07
Premiums in course of collection.....		425,118	10
All other property belonging to the company.....		10,012	71
Total assets.....	\$	5,062,846	19

LIABILITIES.

Net amount of unpaid losses.....	\$	228,719	43
Total unearned premiums		1,855,738	73
Due and accrued for rent, salaries, &c.....		9,341	13
Sundry.....		161,264	64
Total liabilities, not including capital stock	\$	2,255,063	93
Capital stock paid up in cash.....	\$	500,000	00
Surplus beyond liabilities, including capital stock.....	\$	2,307,782	26

INCOME.

Net cash received for premiums.....	\$	2,397,373	17
Interest and dividends.....		134,184	51
Rents.....		28,637	29
Premiums paid in advance.....		1,186	78
Total income.....	\$	2,561,381	75

EXPENDITURE.

Net amount paid during the year for losses.....	\$	1,422,328	24
Cash dividends paid stockholders.....		100,000	00
Commission or brokerage.....		418,404	46
Salaries, fees and other charges of officials.....		189,207	03
Taxes.....		59,802	71
All other payments and expenditures		137,749	19
Total expenditure.....	\$	2,327,491	63

RISKS AND PREMIUMS.

Fire risks written or renewed during the year.....	\$277,953,937	00
Premiums thereon	3,198,658	49
Amount terminated during the year.....	262,892,067	00
Premiums thereon.....	2,820,808	46
Net amount in force at December 31, 1901.....	325,388,162	00
Premiums thereon.....	3,569,523	00

THE ROYAL INSURANCE COMPANY.

STATEMENT FOR THE YEAR ENDING DECEMBER 31, 1901.

Chairman—M. H. MAXWELL. | Manager—CHAS. ALCOCK.

Principal Office—Liverpool, England.

Head Office in Canada—Montreal. | Chief Agent in Canada—GEO. SIMPSON.

(Established, 31st May, 1845. Commenced business in Canada, 1851.)

CAPITAL.

Joint stock capital authorized, £3,000,000 sterling	\$ 14,600,000 00
Capital stock subscribed for, £2,504,680 sterling	12,189,442 67
Amount paid up in cash, £375,702 sterling	<u>1,828,416 33</u>

ASSETS IN CANADA.

Real estate in Canada held by the company, viz. :—Building situate Notre Dame Street and Place d'Armes Square, Montreal, \$375,000 ; building situate corner of Yonge and Wellington Streets, Toronto, \$30,000 ; building situate 27 and 29 Wellington Street, Toronto, \$60,000	\$ 465,000 00
Stocks and bonds owned by the company :—	
	Par value. Market value.
*Canada 4 per cent stock.	\$ 178,533 34 \$ 189,245 34
*Consols	511,000 00 511,000 00
	<u>\$ 689,533 34</u> <u>\$ 700,245 34</u>
Carried out at market value	700,245 34
Loans on security of the company's policies (life department) in Canada	26,874 80
Cash at head office in Canada	887 80
Cash in banks, viz. :—	
Bank of Nova Scotia, Halifax	\$ 3,311 79
Royal Bank, Montreal	5,637 32
Dominion Bank, Montreal	46,426 49
Total	55,375 60
Cash in hands of agents in Canada	74,651 35
Rents due and accrued	2,010 14
Office furniture and fixtures throughout Montreal and Toronto buildings ; also furniture at Quebec, Hamilton and other agencies, including supplies, block plans, &c.	7,000 00
Total assets in Canada	<u>\$ 1,332,045 03</u>

*Deposited with Receiver General on account of fire and life.

1-2 EDWARD VII., A. 1902

ROYAL—Continued.

LIABILITIES IN CANADA.

Net amount of fire losses adjusted but not due	\$ 3,340 00
" " claimed but not adjusted	19,108 00
" " resisted—in suit	5,890 00
" " " not in suit	1,700 00
Total net amount of unsettled claims for fire losses in Canada (of which \$1,552 accrued in previous years)	\$ 30,038 00
Reserve of unearned premiums on all outstanding fire risks	581,432 62
Liability under life branch in Canada	411,586 50
Total liabilities in Canada	\$ 1,023,057 12

INCOME IN CANADA (FIRE BRANCH).

Gross cash received for fire premiums	\$ 931,388 91
Deduct reinsurance, &c.	117,239 59
Net cash received for fire premiums	\$ 814,149 32
Interest on bonds, stocks, mortgages, &c.	23,553 40
Rents	5,897 45
Total cash income in Canada	\$ 843,600 17

EXPENDITURE IN CANADA (FIRE BRANCH).

Amount paid during the year for fire losses occurring in previous years (estimated in last statement at \$51,744)	\$ 36,797 80
Deduct savings and salvage	10 24
Net amount paid during the year for said losses	\$ 36,787 56
Paid for losses occurring during the year	\$ 475,198 47
Less amount paid for reinsurance and savings and salvage	26,267 98
Net amount paid for said losses	\$ 448,930 49
Total net amount paid during the year for fire losses in Canada	\$ 485,718 05
Paid for commission or brokerage	143,926 39
Paid for salaries, fees and all other charges of officials in Canada	30,624 63
Taxes in Canada	8,198 34
Miscellaneous payments, viz.:—Printing and stationery, \$4,905.77; inspection, \$3,587.59; underwriters' associations, \$3,934.34; ad- vertising, \$3,124.15; rents and lighting, \$5,826.62; postage and exchange, \$3,713.86; maps and plans, \$1,129.95; office furniture, \$189.29; legal expenses, \$38.75; general expenses, \$12,292.89; sub-agency expenses, \$1,712.50	40,455 71
Total expenditure in Canada	\$ 708,923 12

SESSIONAL PAPER No. 8

ROYAL—*Concluded.*

RISKS AND PREMIUMS.

<i>Fire Risks in Canada.</i>	Amount.	Premiums thereon.
Gross policies in force at date of last statement	\$ 86,592,932	\$ 975,020 25
Taken during the year—new and renewed	71,758,381	957,932 25
Total	\$ 158,351,313	\$ 1,932,952 50
Deduct terminated (including renewed)	65,015,409	765,376 28
Gross in force at end of year	\$ 93,335,904	\$ 1,167,576 22
Deduct reinsured	2,490,270	31,377 34
Net in force, December 31, 1901	\$ 90,845,634	\$ 1,136,198 88
Total number of policies in force in Canada	(No return.)	
Total net amount in force	\$ 90,845,634 00	
Total premiums thereon		1,136,198 88

(For General Business Statement, see Appendix.)

1-2 EDWARD VII., A. 1902

THE SCOTTISH UNION AND NATIONAL INSURANCE COMPANY.

STATEMENT FOR THE YEAR ENDING DECEMBER 31, 1901.

President—ALEXANDER DUNCAN.

Secretary—J. K. MACDONALD.

Principal Office—Edinburgh, Scotland.

Chief Agent in Canada—WALTER

KAVANAGH.

Head Office in Canada—Montreal.

(Organized, 1824. Incorporated, June 26, 1833. Commenced business in Canada, February, 1882.)

CAPITAL.

Amount of capital authorized.....	\$ 30,000,000 00
" subscribed for.....	21,757,000 00
" paid up in cash.....	<u>1,500,000 00</u>

ASSETS IN CANADA.

Amount secured by way of loans on real estate in Canada by bond or mortgage—first liens.....	\$ 423,000 00
Bonds and debentures in deposit with Receiver General:—	

	Par value.	Market value.
Canada 4 per cent inscribed stock.....	\$ 97,333 33	\$ 106,000 00
City of St. John debentures.....	2,000 00	2,110 00
" Hamilton, Ont., bonds.....	41,853 33	44,290 00
" London, Ont., bonds.....	20,000 00	21,148 00
Total par and market values.....	<u>\$ 161,186 66</u>	<u>\$ 173,548 00</u>

Carried out at market value.....	173,548 00
Cash in hands of agents in Canada.....	21,266 56
Cash in Imperial Bank of Canada, Toronto.....	69,226 69

*Total assets in Canada.....\$ 687,041 25

*Besides these there are other Canadian investments held at Hartford, the U. S. branch of the company, as follows:—

Debentures, viz. :—

	Par value.	Market value.
Central Canada Loan and Savings Co.....	\$ 25,000 00	\$ 25,000 00
Freehold Loan and Savings Co.....	50,000 00	50,000 00
Land Security Co.....	45,000 00	45,000 00
Canada Landed and Nat. Investment Co. (Limited).....	37,500 00	37,500 00
Canadian Pacific Ry. 1st mortgage debenture bonds.....	50,000 00	57,000 00
City of Hamilton.....	7,000 00	7,210 00
Imperial Loan and Investment Co. of Canada (Limited).....	25,000 00	25,000 00
Canada Permanent and Western Canada Mortgage Co.....	50,000 00	50,000 00
Toronto Mortgage Co.....	50,000 00	50,000 00
Farmers' Loan and Savings Co. of Toronto.....	22,500 00	7,495 00
Huron and Erie Loan and Savings Co.....	45,000 00	45,000 00
London and Canada Loan and Agency Co. (Limited).....	75,000 00	75,000 00
British Columbia Electric Railway Co. (Limited).....	25,000 00	25,500 00
	<u>\$ 507,000 00</u>	<u>\$ 499,705 00</u>

SESSIONAL PAPER No. 8

SCOTTISH UNION AND NATIONAL—Continued.

Bonds, viz. :—

	Par value.	Market value.
City of Montreal debenture stock and bonds.....	\$ 150,000 00	\$ 138,500 00
" Sherbrooke, Quebec	50,000 00	53,475 00
" London, Ontario.....	55,000 00	58,157 00
" Brantford "	30,000 00	32,195 00
" Kingston "	24,427 73	27,500 00
" Dundas "	35,000 00	35,620 00
" Petrolia "	67,645 40	73,050 00
Village of Parkdale.....	14,500 00	15,235 00
County of Middlesex.....	74,500 00	77,135 00
" Hastings.....	20,000 00	20,740 00
Province of Manitoba Government.....	50,000 00	51,500 00
" Quebec "	47,500 00	52,250 00
Halifax Electric Tramway Co., Ltd., 1st mortgage.....	25,000 00	25,800 00
Ontario Railway subsidy.....	105,518 50	105,518 50
Grand Trunk Railway of Canada perpetual debenture stock	50,000 00	68,250 00
St. Lawrence and Ottawa Ry. 1st mortgage bonds.....	25,000 00	26,000 00
Toronto Railway Co., 1st mortgage.....	125,000 00	128,750 00
City of Toronto St. Railway.....	40,000 00	47,845 00
London, Ontario, St. Railway bonds.....	25,000 00	25,750 00
Ottawa Electric Railway bonds.....	50,000 00	51,700 00
Victoria, Ontario, Rolling Stock Co. bonds.....	25,000 00	25,910 00
	<u>\$1,089,091 63</u>	<u>\$1,140,880 50</u>
	<u>\$1,596,091 63</u>	<u>\$1,640,585 50</u>

LIABILITIES IN CANADA.

Net amount of losses in Canada adjusted but not due.....	\$ 8,529 20	
" " claimed but not adjusted.....	1,671 71	
" " resisted, in suit.....	2,000 00	
Total net amount of unsettled claims for losses in Canada.....	\$	12,200 91
Reserve of unearned premiums of all outstanding risks in Canada.....		209,764 51
Total liabilities in Canada.....	\$	<u>221,965 42</u>

INCOME IN CANADA.

Gross cash received for premiums.....	\$ 379,043 72	
Deduct reinsurance, rebate, abatement and return premiums.....	52,134 67	
Net cash received for premiums.....	\$	326,909 05
Received for rents, and for interest on bonds, stocks, mortgages, &c..		12,053 27
Received for interest on first mortgage loans.....		17,603 75
Total income in Canada.....	\$	<u>356,566 07</u>

1-2 EDWARD VII., A. 1902

SCOTTISH UNION AND NATIONAL—*Concluded.*

EXPENDITURE IN CANADA.

Amount paid during the year for losses occurring in previous years (which losses were estimated in last statement at \$7,835.75).....	\$	5,661 70	
Deduct reinsurance.....		2,012 59	
Net amount paid for said losses.....	\$	3,649 11	
Amount paid for losses occurring during the year.....	\$	213,830 71	
Deduct savings and salvage.....	\$	4,337 47	
Deduct amount received for reinsurance.....		8,808 45	
Total deductions.....		13,145 92	
Net amount paid for said losses.....	\$	200,684 79	
Total net amount paid during the year for losses.....	\$	204,333 90	
Commission or brokerage.....		71,117 63	
Taxes in Canada.....		3,208 38	
Miscellaneous payments, viz.:—Stationery and printing, \$428.14; postage, telegrams and express, \$1,459.98; advertising, \$410.65; travelling expenses, \$4,248.02; maps and plans, \$654.56; legal expenses, \$44.98; underwriters' associations, local boards, &c., \$1,913.82; office furniture, \$50; sundries, \$164.84; office expenses, \$89.98..		9,464 97	
Total expenditure in Canada.....	\$	288,124 88	

RISKS AND PREMIUMS.

<i>Fire Risks in Canada.</i>	No.	Amount.	Premiums thereon.
Gross policies in force at date of last statement..	11,537	\$ 26,834,568	\$ 302,633 72
Taken during the year—new and renewed'	11,521	25,713,840	381,714 99
Total.....	23,058	52,548,408	\$ 684,348 71
Deduct terminated (including renewed).....	7,541	20,946,139	261,035 59
Gross in force at end of year.....	15,517	31,602,269	\$ 423,313 12
Deduct reinsured.....		1,133,716	16,012 73
Net in force, December 31, 1901.....	15,517	30,468,553	\$ 407,300 39
Total number of policies in force in Canada at date.....	15,517		
Total net amount in force.....			\$ 30,468,553 00
Total premiums thereon.....			407,300 39

SESSIONAL PAPER No. 8

THE SCOTTISH UNION AND NATIONAL INSURANCE COMPANY.—Continued.

GENERAL BUSINESS STATEMENT FOR THE YEAR ENDING DECEMBER 31, 1901.

FIRE REVENUE ACCOUNT.

Fire premiums received, after deducting reinsurance premiums..	£	s.	d.
Balance transferred to profit and loss account.....	582,644	2	6
Losses by fire after deducting sums reinsured.....	393,038	1	10
Commission	107,216	9	0
Expenses of management, including government and state taxes.	90,065	11	1
	£	590,320	1 11

PROFIT AND LOSS ACCOUNT.

Fire premium reserve at December 31, 1900.....£	280,000	0	0
General reserve at December 31, 1900.....	235,000	0	0
Balance of profit and loss account at December 31, 1900, brought forward	£	3,748	9 2
Interest and dividends (less income tax) not carried to life account.	£	518,748	9 2
Transfer fees.....	34,342	9	0
	62	5	0
	£	553,153	3 2

Balance of fire revenue account.....	£	7,675	19 5
Agents' balances irrecoverable.....	230	2	3
Provision for dividend and bonus payable in 1902.....	37,500	0	0
Fire premium reserve at December 31, 1901.....£	280,000	0	0
General reserve at December 31, 1901.....	200,000	0	0
Balance carried forward	480,000	0	0
	27,747	1	6
	£	553,153	3 2

SCOTTISH UNION AND NATIONAL.—Continued.

BALANCE SHEET AT DECEMBER 31, 1901.

LIABILITIES.		BALANCE SHEET AT DECEMBER 31, 1901.		ASSETS.			
	£	s.	d.		£	s.	d.
Shareholders' capital.....		300,000	0 0	Mortgages on property within the United Kingdom.....	508,309	19 3	
Shareholders' reserves—				Mortgages on property out of the United Kingdom.....	502,346	6 0	
Fire premium reserve.....	£	280,000	0 0	Reversions and life interests.....	26,748	14 11	
General reserve.....		200,000	0 0	Fer duties, ground rents, &c.....	90,284	9 8	
	£	480,000	0 0	Loans on company's policies within their surrender value.....	147,061	1 9	
Profit and loss—				Loans on miscellaneous securities (trust funds, &c.).....	94,618	5 5	
Provision for dividend and bonus payable in 1902...£	37,500	0 0		British government securities.....	53,418	2 1	
Balance carried forward....	27,747	1 6		Indian and colonial government stocks.....	200,806	7 5	
				United States government bonds.....	12,681	5 4	
		65,247	1 6	Railway debenture stocks.....	271,991	13 0	
				Other debenture stocks.....	360,242	18 6	
Life assurance and annuity funds.....		545,247	1 6	Indian railway guaranteed stocks.....	93,967	8 0	
	£	845,247	1 6	Railway and other stocks and shares, preference and ordinary.....	655,184	12 0	
		4,096,835	11 9	United States railway bonds.....	590,901	6 5	
	£	4,902,082	13 3	United States railway guaranteed and preference shares.....	53,152	0 0	
Claims under life policies admitted or known but not payable until after December 31, 1901...£	84,086	5 0		United States municipal, county and state bonds.....	267,551	4 7	
Claims under fire policies admitted or known but not payable until after December 31, 1901..	70,808	5 10		Colonial, provincial, municipal and county bonds.....	183,391	2 4	
Outstanding commission and charges.....	15,628	13 10		Terminable debentures and fixed deposits.....	411,890	9 7	
Outstanding dividends.....	3,291	10 4		Foreign government and municipal securities.....	82,761	7 4	
Deposits made by agents as security.....	160	0 0		Water and gas annuities.....	10,675	10 9	
				Company's own stock.....	1,835	0 0	
				House property, Edinburgh, London, Dublin, Glasgow, Birmingham and Manchester.....	78,802	8 7	
				Other real property.....	70,639	8 3	
		173,974	15 0	Loan on personal security with life policy.....	250	0 0	
				Agents' balances (chiefly receipts since accounted for).....	97,272	19 1	
				Outstanding premiums (head office and branches).....	65,967	11 8	
				Interest accrued to December 31, 1901.....	50,112	3 8	
				Cash on deposit.....	£	9,000	0 0
				Cash in hand and on current account.....	77,438	16 11	
				Bills receivable.....			
					£5,076,057	8 3	
					6,844	15 9	
					£5,076,057	8 3	

THE SUN INSURANCE OFFICE, LONDON, ENGLAND.

STATEMENT FOR THE YEAR ENDING DECEMBER 31, 1901.

Chairman—FREDERICK HENRY NORMAN. | Secretary—EDWARD BAUMER.

Principal Office—London, Eng.

Chief Agent and Manager in Canada— | Head Office in Canada—
H. M. BLACKBURN. | 15 Wellington St. East, Toronto.

(Organized, April 7, 1710. Commenced business in Canada, June 3, 1892.)

CAPITAL.

Amount of capital authorized and subscribed for.....	\$ 11,680,080 00
Amount paid up in cash	<u>584,004 00</u>

ASSETS IN CANADA.

Stocks and bonds in deposit with Receiver General, viz:—

	Par value.	Market value.	
Canada 4 per cent stock.....	\$ 24,333 33	\$ 26,036 66	
Canada 3 per cent stock	23,530 33	23,765 63	
Province of Manitoba debentures.....	12,166 67	13,018 33	
City of Montreal stock.....	48,666 67	52,093 33	
" Toronto bonds.....	45,610 40	51,083 64	
" Vancouver bonds.....	24,333 33	25,063 33	
" Winnipeg bonds.....	12,166 67	13,140 00	
Total par and market values	<u>\$ 190,807 40</u>	<u>\$ 204,200 92</u>	
Carried out at market value.....		\$ 204,200 92	
Cash at head office in Canada.....		2,715 83	
Cash in Dominion Bank		18,679 31	
Cash in hands of agents in Canada		26,745 06	
Sundry, viz.:—			
Plans.....	\$ 5,507 17		
Office furniture and fixtures.....	754 08		
		<u>6,261 25</u>	
Total assets in Canada.....		<u>\$ 258,602 37</u>	

LIABILITIES IN CANADA.

Net amount of losses claimed but not adjusted.....	\$ 2,298 45
Total net amount of unsettled claims for fire losses in Canada.....	\$ 2,298 45
Reserve of unearned premiums for all outstanding risks in Canada....	157,951 73
Amount accrued for rent, salaries, advertising, agency and other miscellaneous expenses in Canada	145 83
Total amount of all liabilities in Canada.....	<u>\$ 160,396 01</u>

1-2 EDWARD VII., A. 1902

SUN INSURANCE OFFICE—*Concluded.*

INCOME IN CANADA.

Gross cash received for premiums.....	\$ 251,018 94	
Deduct reinsurance, rebate, abatement and return premiums.....	28,515 44	
Net cash received for premiums.....		\$ 222,503 50
Endorsement fees.....		146 32
Interest from bank.....		146 95
Total income in Canada.....	\$	<u>222,796 77</u>

EXPENDITURE IN CANADA.

Amount paid during the year for losses occurring in previous years (which losses were estimated in the last statement at \$7,387)....	\$ 7,321 60	
Amount paid for losses occurring during the year ...	\$ 159,553 72	
Deduct savings, and salvage, and reinsurance.....	6,342 35	
Net amount paid during year for said losses.....	\$ 153,211 37	
Total net amount paid during the year for losses in Canada.....	\$	160,532 97
Commission or brokerage.....		43,618 50
Salaries, fees and all other charges of officials in Canada.....		10,713 41
Taxes in Canada.....		3,332 08
Miscellaneous payments, viz.:—Postage, \$2,206.79; advertising, \$1,022.73; stationery, \$1,317.10; plans, \$855.90; telephone, \$288.40; board dues, \$1,257.97; mercantile agencies, \$70; rent, \$1,286.24; legal expenses, \$18.14; inspection expenses, \$597.14; Underwriters' Protective Association, \$50; miscellaneous, \$936.70; auditor, \$300		10,207 11
Total expenditure in Canada.....	\$	<u>228,404 07</u>

RISKS AND PREMIUMS.

<i>Fire Risks in Canada.</i>	No.	Amount.	Premiums thereon.
Policies in force at beginning of year.....	13,316	\$ 18,834,621	\$ 243,959 21
Policies taken during the year—new and renewed.....	11,920	17,847,851	260,719 32
Total.....	25,236	\$ 36,682,472	\$ 504,678 53
Deduct terminated.....	9,970	14,138,372	188,870 58
Gross in force at end of year.....	15,266	\$ 22,544,102	\$ 315,807 95
Deduct reinsured.....		471,911	6,361 74
Net in force at December 31, 1901.....	<u>15,266</u>	<u>\$ 22,072,191</u>	<u>\$ 309,446 21</u>
Total number of policies in force at date.....			15,266
Total net amount in force.....			\$ 22,072,191 00
Total premiums thereon.....			<u>309,446 21</u>

(For General Business Statement, see Appendix.)

SESSIONAL PAPER No. 8

THE UNION ASSURANCE SOCIETY.

STATEMENT FOR THE YEAR ENDING DECEMBER 31, 1901.

Chairman—WM. LATHAM, K.C. | Secretary—CHARLES DARRELL.

Principal Office—London, England.

Chief Agent in Canada—T. L. MORRISEY. | Head Office in Canada—Montreal.

(Established, February 16, 1714. Commenced business in Canada, November, 1890.)

CAPITAL.

Amount of joint stock capital authorized and subscribed for.....	£	450,000 = \$	2,190,000 00
Amount paid up in cash.....		180,000 =	876,000 00

ASSETS IN CANADA.

Stocks deposited with the Receiver General, viz. :—

	Par value.	Value in Account.
New South Wales stock.....	\$ 121,666 67	\$ 127,750 00
Victoria Government stock.....	24,333 33	31,937 50
City of Toronto local improvement debentures.....	24,333 33	24,008 50
City of Quebec consolidated debentures.....	24,333 33	24,008 50
City of Ottawa waterworks bonds.....	50,000 00	51,500 00
County of Victoria, N.S., bonds.....	6,000 00	6,150 00
Total.....	\$ 250,666 66	\$ 265,354 50

Carried out at value in account.....	\$	265,354 50
Cash at head office in Canada and in course of transmission.....		7,095 66

Cash in banks, viz. :—

Merchants' Bank of Canada, Montreal.....	\$	9,782 33
Special deposit, Bank of Toronto, Montreal.....		29,155 16

Total carried out.....		38,937 49
Special deposit C. F. U. A.....		250 00
Cash in hands of agents in Canada.....		13,704 35
Interest accrued.....		844 67
Office furniture and plans.....		3,830 02

Total assets in Canada.....	\$	330,016 69
-----------------------------	----	------------

LIABILITIES IN CANADA.

Net amount of losses claimed but not adjusted.....	\$	28,590 44
" " reported or supposed but not claimed.....		320 00
" " resisted—in suit.....		10,000 00
" " " not in suit.....		152 50

Total amount of unsettled claims for fire losses in Canada (\$10,525 of which accrued in 1900).....	\$	39,062 94
Reserve of unearned premiums upon all unexpired fire risks.....		196,966 56

Total liabilities in Canada.....	\$	236,029 50
----------------------------------	----	------------

1-2 EDWARD VII., A. 1902

UNION ASSURANCE—*Concluded.*

INCOME IN CANADA.

Gross cash received for premiums.....	\$ 365,569 86	
Deduct reinsurance, rebate, abatement and return premiums.....	63,718 99	
Net cash received for premiums.....		\$ 301,850 87
*Received for interest on bonds.....		5,447 92
Interest and dividends on stocks, bonds, mortgages, &c.....		2,283 82
Interest from bank deposits.....		944 57
Total income in Canada.....	\$	<u>310,527 18</u>

EXPENDITURE IN CANADA.

Amount paid during the year for losses occurring in previous years (which losses were estimated in the last statement at \$71,303.69).....	\$ 62,947 31	
Deduct amount received for savings and salvage and reinsurance.....	6,291 20	
Net amount paid during the year for said losses.....	\$ 56,656 11	
Amount paid for losses occurring during the year.....	\$ 229,905 59	
Deduct reinsurance and saving and salvage.....	5,281 66	
Net amount paid during the year for the said losses.....	\$ 224,623 93	
Total net amount paid during the year for fire losses in Canada.....	\$	281,280 04
Commission or brokerage in Canada.....		49,233 02
Salaries, fees and all other charges of officials in Canada.....		14,153 21
Taxes in Canada.....		4,354 38
Miscellaneous payments, viz.:—Postage and telegrams, \$1,178.90; exchange, \$363.80; rent, \$2,829.59; travelling, \$1,250.22; advertising, \$672.10; printing, stationery, \$1,463.73; express, \$71.66; subscriptions to mercantile agencies, \$50; legal expenses, \$294.38; plans, \$923.60; sundries, \$219.74; fire insurance boards, \$1,774.13; miscellaneous, \$1,321.38.....		12,413 23
Total expenditure in Canada.....	\$	<u>361,433 88</u>

RISKS AND PREMIUMS.

<i>Fire Risks in Canada.</i>	No.	Amount.	Premiums thereon.
Gross policies in force at date of last statement..	12,264	\$ 31,755,929	\$ 409,909 68
Taken during the year—new and renewed....	9,929	24,826,382	363,351 00
Total.....	22,193	\$ 56,582,311	\$ 773,260 68
Deduct terminated (including renewed)....	9,421	24,257,139	323,429 92
Gross in force at end of year.....	12,772	\$ 32,325,172	\$ 449,830 76
Deduct reinsured.....		1,953,878	35,602 13
Net in force at December 31, 1901....	12,772	\$ 30,371,294	\$ 414,228 63
Total number of policies in force at date.....	12,772		
Total net amount in force.....			\$ 30,371,294 00
Total premiums thereon.....			<u>414,228 63</u>

*Paid direct to head office in England.

SESSIONAL PAPER No. 8

THE UNION ASSURANCE SOCIETY.
GENERAL BUSINESS STATEMENT FOR THE YEAR ENDING DECEMBER 31, 1901.
FIRE ACCOUNT.

Reserve for unexpired risks.....	£	s.	d.	£	s.	d.
Premiums, after deduction of reinsurance.....	228,999	4	7	519,009	19	3
Interest and dividends, less income tax.....	642,878	13	11	79,749	16	2
Balance carried to profit and loss account.....	11,134	18	11	183,128	13	2
	68,896	18	7	214,292	17	6
				£	951,909	16
				0	0	0

PROFIT AND LOSS ACCOUNT.

Balance from last year.....	£	s.	d.	£	s.	d.
Interest and dividends, less income tax.....	44,083	6	1	16,875	0	0
Transfer from general reserve fund.....	17,674	6	2	68,896	18	7
	60,000	0	0	33,985	13	8
				£	121,757	12
				3	3	3

BALANCE SHEET ON DECEMBER 31, 1901.

LIABILITIES.		£	s.	d.	£	s.	d.
Subscribed capital, £450,000, of which is paid up		180,000	0	0	62,213	3	0
General reserve fund.....		280,000	0	0	7,722	18	3
Reserve for unexpired fire risks.....		214,292	17	11	37,141	7	2
Staff fidelity fund.....		1,252	7	3	5,697	19	6
Profit and loss account.....		35,985	13	8	30,218	14	6
Balance of special fire appropriation fund.....		129,831	17	9	125,393	13	10
Outstanding fire losses.....		133,813	10	0	69,219	0	11
" " charges.....		2,988	16	6	21,086	9	2
" " dividends.....		113	17	6	23,000	0	0
Reinsurance premiums due to other companies.....		15,542	0	8	91,986	7	1
Bills payable.....		3,780	13	7	100,779	3	8
Liabilities, life department.....					17,172	4	11
					180,816	19	9
					148,546	4	9
					10,404	14	1
					17,933	19	9
					1,879	17	5
					6,457	19	10
					7,910	19	6
					28,789	17	9
					£	997,601	14
					2,853,207	3	6
					£	3,850,808	18
					4	4	4

Assets, life department.....	£	997,601	14	10
		2,853,207	3	6
	£	3,850,808	18	4

THE WESTERN ASSURANCE COMPANY.

STATEMENT FOR THE YEAR ENDING DECEMBER 31, 1901.

President—HON. GEO. A. COX. | Secretary—C. C. FOSTER.

Vice-President and Managing Director—J. J. KENNY. Principal Office—Toronto.

(Incorporated, August 31, 1851, by Act of the Legislature of the late Province of Canada, 14-15 Vic., cap. 162; amended in 1857, 20 Vic., cap. 167, and in 1872, 35 Vic., cap. 99, and in 1875, 38 Vic., cap. 81, in 1887, 50-51 Vic., cap. 102, and in 1901 by 1 Edward VII., cap. 116. Commenced business in Canada, August, 1851.)

CAPITAL.

Amount of joint stock capital authorized	\$ 2,000,000 00
Amount subscribed for	2,000,000 00
Amount paid up in cash	<u>1,940,370 00</u>

(For List of Shareholders, see Appendix.)

ASSETS.

Real estate—Company's building, 4-story stone, and lot 30 by 100, corner of Scott and Wellington Streets, Toronto	\$ 65,000 00
Loans secured by bonds and mortgages on which not more than one year's interest is due, constituting a first lien on real estate	28,550 00
Loans as above on which more than one year's interest is due and for which judgment has not been obtained	4,000 00
Interest due and unpaid on said loans	\$ 411 70
Interest accrued and unpaid on said loans	98 08
Total interest carried out	509 78

Stocks and bonds owned by the company:—

	Par value.	Market value.
Dominion of Canada stock	\$ 65,350 00	\$ 66,657 00
Canadian Bank of Commerce stock	40,000 00	61,200 00
Shelburne debentures	1,100 00	1,100 00
Tilsonburg "	3,060 00	3,405 00
York "	1,700 00	1,700 00
Owen Sound "	5,200 00	5,538 00
United States registered bonds	110,000 00	119,900 00
Georgia state bonds	10,000 00	10,200 00
City of Richmond, Va., bonds	42,000 00	45,003 00
Canada Landed and National Investment Co. debentures	2,100 00	2,100 00
Toronto Savings and Loan Co. stock	22,500 00	25,000 00
Dominion Savings and Investment Co. stock	15,000 00	10,500 00
Imperial Loan and Savings Co. stock	28,320 00	21,806 40
Assurance Companies' stock	259,990 00	299,676 50
City of Columbus, Ohio, bonds	50,000 00	54,125 00
City of Toledo, Ohio, bonds	50,000 00	57,125 00
Baltimore and Ohio Railway bonds	110,000 00	109,950 00
City of New York bonds	141,000 00	148,755 00
Toronto Hotel Co.	10,000 00	10,000 00
Canada Permanent and Western Canada M'tge Corp'n stock	20,440 00	25,141 20
Canada Permanent and Western Canada M'tge Corp'n debentures	2,500 00	2,500 00
Lake Manitoba Railway and Canal Co. debentures ..	5,353 33	5,797 16
Canada Northern Railway debentures	155,000 00	155,000 00
Manitoba and South-Eastern Railway debentures	97,332 00	105,683 08
Chicago, Milwaukee and St. Paul bonds	8,000 00	9,160 00
Central Canada Loan and Savings Co. stock	20,000 00	26,600 00
" " debentures	128,200 00	128,200 00

SESSIONAL PAPER No. 8

WESTERN—Continued.

Stocks and bonds owned by the company—Concluded.

	Par value.	Market value.
Anderdon debentures	\$ 387 58	\$ 339 68
Rochester Electric Railway bonds	20,000 00	22,000 00
Toronto Savings and Loan Co.'s debentures.....	50,000 00	50,000 00
Kingston debentures	48,000 00	52,511 19
London	44,000 00	45,764 40
Montreal	46,000 00	48,243 20
Portland, Oregon, bonds	30,000 00	34,350 00
Winnipeg debentures	42,000 00	43,953 20
Toronto General Trust Co. stock	2,000 00	3,200 00
Missouri and Pacific Railway, bonds.....	100,000 00	107,500 00
Western Canada Loan and Savings Co. debentures....	11,000 00	11,000 00
Manitoba, Province of, debentures	70,000 00	76,342 00
Kingston and Pembroke Railway debentures	50,000 00	44,480 00
Freehold Loan and Savings Co. debentures.....	3,500 00	3,500 00
Cobourg debentures	25,000 00	25,977 50
Town of Stayner	16,172 44	17,323 92
Total par and market values.....	\$1,962,145 35	\$2,098,307 43

Carried out at market value \$ 2,098,307 43

Cash on hand at head office 3,078 40

Cash in banks, &c., viz. :—

Canadian Bank of Commerce, Toronto	\$ 71,085 30
Ontario Bank, Toronto.....	48,268 34
Canadian Bank of Commerce, New York, current account.	133,227 38
Canadian Bank of Commerce, Chicago.....	664 38
Alex. Laird and Wm. Gray—agents' trustee account, New York.....	42,162 42
Bank of Nova Scotia, St. John, N.B.....	358 49
Royal Bank of Canada, Halifax	1,761 22
Ontario Industrial Loan and Investment Co., special deposit	8,950 00
	\$ 306,477 53
Less loan from Toronto General Trust Co	50,000 00

Total net cash in banks 256,477 53

Interest unpaid, due and accrued, on stocks, &c..... 9,575 67

Agents' balances 575,818 30

Bills receivable
 124,882 20 |

Office furniture, maps, &c
 66,141 53 |

Reassurance losses
 24,933 61 |

Total assets \$ 3,257,274 45

LIABILITIES.

(1) *Liabilities in Canada.*

Net amount of losses unsettled but not resisted :—

Fire (\$1,923.06 of which accrued in previous years).....	\$ 28,142 93
Ocean	21,350 00
Inland navigation.....	8,000 00
Total	\$ 57,492 93

Net amount of claims resisted :—

Fire—in suit (\$3,520 accrued in previous year)
 \$ 4,220 00 |

Total net amount of unsettled claims in Canada..... \$ 61,712 93

Reserve of unearned premiums for outstanding risks in Canada :—

Fire.....	\$ 331,960 65
Ocean.....	49,336 92

Total reserve of unearned premiums for risks in Canada..... 381,297 57

Dividends declared and due and remaining unpaid
 1,301 13 |

Total liabilities (excluding capital stock) in Canada..... \$ 444,311 63

1-2 EDWARD VII., A. 1902

WESTERN—Continued.

(2) Liabilities in other Countries.

Net amount of losses unsettled but not resisted :—

Fire.....	\$ 151,938 60
Inland marine.....	14,155 04
Ocean.....	9,837 00
Total.....	\$ 175,930 64

Net amount of losses resisted and in suit :—

Fire.....	9,000 00
-----------	----------

Total net amount of unsettled claims in other countries.....\$ 184,930 64

Reserve of unearned premiums :—

Fire.....	\$1,313,940 56
Inland marine.....	77,348 73
Ocean marine.....	7,849 65

Total reserve..... 1,399,138 94

Total liabilities in other countries.....\$ 1,584,069 58

Total liabilities (excluding capital stock) in all countries.\$ 2,028,381 21

Surplus on policy-holders' account.....\$ 1,228,893 24

INCOME.

For Fire Risks.

	In Canada.	In other Countries.
Gross cash received for premiums.....	\$ 653,704 04	\$ 2,866,042 62
Deduct reinsurance, rebate, abatement and return premiums.....	226,133 29	789,125 51
Net cash received for fire premiums.....	\$ 427,570 75	\$ 2,076,917 11

For Inland Marine Risks.

Gross cash received for premiums.....	\$ 24,668 11	\$ 376,884 19
Deduct reinsurance, &c.....	7,867 06	62,337 33
Net cash received for inland marine premiums.....	\$ 16,801 05	\$ 314,546 86

For Ocean Risks.

Gross cash received for premiums.....	\$ 511,960 48	\$ 159,414 87
Deduct reinsurance, &c.....	206,801 71	17,227 23
Net cash received for ocean premiums.....	\$ 305,158 77	\$ 142,187 64
Total net cash received for premiums.....	\$ 744,871 59	\$ 2,533,651 61

Total net cash received for premiums in all countries.....\$ 3,283,182 18

Received for rents and for interest and dividends on stocks, bonds, &c. 85,310 17

Total.....\$ 3,368,492 35

Received for increased capital..... 291,852 00

Total cash income.....\$ 3,660,344 35

SESSIONAL PAPER No. 8

WESTERN—Continued.

EXPENDITURE.

For Fire Losses.

	In Canada.	In other Countries.
Net amount paid during the year for losses occurring in previous years (which losses were estimated in the last statement at \$178,010.36).....	\$ 16,722 94	\$ 165,711 71
Paid for losses occurring during the year.....	\$ 503,929 65	\$1,235,841 56
Less amount received for savings and salvage and reinsurances.....	245,842 00	77,011 97
Net amount paid for said losses.....	\$ 258,087 65	\$1,158,829 59
Total net amount paid during the year for fire losses.....	<u>\$ 274,810 59</u>	<u>\$1,324,541 30</u>

For Inland Marine Losses.

Paid during the year for losses occurring in previous years (which losses were estimated in last statement at \$16,507.30).....	\$ 3,097 26	\$ 9,053 80
Paid for losses occurring during the year.....	\$ 20,469 59	\$ 229,368 21
Less savings and salvage and reinsurances.....	9,635 80	10,820 22
Net amount paid for said losses.....	\$ 10,833 79	\$ 218,547 99
Total net amount paid during the year for inland marine losses.....	<u>\$ 13,931 05</u>	<u>\$ 227,601 79</u>

Total net amount paid during the year for fire and inland marine losses, viz.:—

In Canada.....	\$ 288,741 64
In other countries.....	1,552,143 09

Total.....	\$ 1,840,884 73
Net amount paid during the year for ocean losses.....	360,006 72
Paid for dividends on capital stock.....	132,626 02
Commission or brokerage.....	580,370 51
Salaries, fees and all other charges of officials.....	121,384 63
Taxes.....	70,457 52
Miscellaneous payments, viz.:—	
Supervision of business, \$146,018.56; printing and advertising, \$23,436.12; local boards, \$26,447.56; postage, telegraph and express, \$24,943.79; law expenses, \$5,691.50; supplies, books, stationery, &c., \$7,258.47; furniture, maps, plans, &c., \$7,208.81; president's and directors' fees, \$5,000; sundries, \$11,122.97.....	257,127 78
Total cash expenditure.....	<u>\$ 3,362,857 91</u>

CASH ACCOUNT.

1900.	<i>Dr.</i>	
Dec. 31. To balance in hand and in banks as at this date.....		\$ 346,474 33
1901.		
Dec. 31. To income as above.....		3,660,344 35
		<u>\$ 4,006,818 68</u>
1901.	<i>Cr.</i>	
Dec. 31. By expenditure during year as above.....		\$ 3,362,857 91
By borrowed money returned.....		15,110 00
By investments.....		369,294 84
Balance in hand and in banks at this date.....		259,555 93
		<u>\$ 4,006,818 68</u>

1-2 EDWARD VII., A. 1902

WESTERN—*Concluded.*

RISKS AND PREMIUMS.

	IN CANADA.		IN OTHER COUNTRIES.		TOTAL IN ALL COUNTRIES.	
	Amount.	Premiums.	Amount.	Premiums.	Amount.	Premiums.
<i>Fire Risks.</i>	\$	\$ cts.	\$	\$ cts.	\$	\$ cts.
Gross policies in force at date of last statement..	66,073,713	762,628 72	247,945,991	2,317,159 98	314,019,704	3,079,788 70
Taken during the year (new and renewed).....	46,083,352	650,057 21	317,470,202	2,834,226 41	363,553,554	3,484,313 62
Total..	112,157,065	1,412,715 93	565,416,193	5,151,386 39	677,573,258	6,564,102 32
Deduct terminated (including renewed).	42,229,909	529,716 60	259,804,424	2,227,057 34	302,034,333	2,756,773 94
Gross in force at end of year	69,927,156	882,999 33	305,611,769	2,924,329 05	375,538,925	3,807,328 38
Deduct reinsured.....	16,666,997	225,885 17	36,526,596	355,862 89	53,193,593	581,748 06
Net in force Dec. 31, 1901.	53,260,159	657,114 16	269,085,173	2,568,466 16	322,345,332	3,225,580 32
<i>Inland Marine Risks.</i>						
Gross policies in force at date of last statement..			5,732,126	141,249 57	5,732,126	141,249 57
Taken during the year...	3,443,891	24,668 11	51,597,688	389,960 38	55,041,579	414,628 49
Total..	3,443,891	24,668 11	57,329,814	531,209 95	60,773,705	555,878 06
Deduct terminated.....	3,443,891	24,668 11	50,997,644	391,096 07	54,441,535	415,764 18
Gross in force at end of year			6,332,170	140,113 88	6,332,170	140,113 88
Deduct reinsured.....			1,888,577	35,651 28	1,888,577	35,651 28
Net in force Dec. 31, 1901.			4,443,593	104,462 60	4,443,593	104,462 60
<i>Ocean Risks.</i>						
Gross policies in force at date of last statement..	3,648,043	93,664 46	1,324,300	12,479 37	4,972,343	106,143 83
Taken during the year...	48,674,799	533,533 69	24,325,164	178,098 73	72,999,963	726,632 42
Total.....	52,322,842	627,198 15	25,649,464	190,578 10	77,972,306	832,776 25
Deduct terminated.....	48,164,466	553,192 77	23,943,857	131,796 38	72,108,323	699,989 15
Gross in force at end of year	4,158,376	74,005 38	1,705,607	58,781 72	5,863,983	132,787 10
Deduct reinsured.....	1,386,125	24,668 46	3,500	697 21	1,389,625	25,365 67
Net in force Dec. 31, 1901.	2,772,251	49,336 92	1,702,107	58,084 51	4,474,358	107,421 43

Total number of policies in force.....(No return.)

Total net amount in force.....\$331,263,283 00

Total premiums thereon.....3,437,464 35

STATEMENTS
OF
LIFE INSURANCE COMPANIES .

THE UNIVERSITY OF CHICAGO
LIBRARY

100 EAST EAST
CHICAGO, ILLINOIS 60607
TEL: 773-936-3000

100 EAST EAST
CHICAGO, ILLINOIS 60607
TEL: 773-936-3000

100 EAST EAST
CHICAGO, ILLINOIS 60607
TEL: 773-936-3000

100 EAST EAST
CHICAGO, ILLINOIS 60607
TEL: 773-936-3000

LIST OF COMPANIES

BY WHICH THE BUSINESS OF **LIFE INSURANCE** WAS TRANSACTED
IN THE DOMINION DURING THE YEAR ENDED
DECEMBER 31, 1901.

The *Ætna* Life Insurance Company.
The British Empire Mutual Life Assurance Company.
The Canada Life Assurance Company.
The Commercial Union Assurance Company (Limited).
The Confederation Life Association.
* The Connecticut Mutual Life Insurance Company.
The Continental Life Insurance Company.
The Crown Life Insurance Company.
The Dominion Life Assurance Company.
* The Edinburgh Life Assurance Company.
The Equitable Life Assurance Society of the United States.
The Excelsior Life Insurance Company.
The Federal Life Assurance Company of Canada.
The Germania Life Insurance Company.
The Great West Life Assurance Company.
The Home Life Association of Canada.
The Imperial Life Assurance Company of Canada.
* The Life Association of Scotland.
The Liverpool and London and Globe Insurance Company.
The London and Lancashire Life Assurance Company.
The London Assurance.
The London Life Insurance Company.
The Manufacturers' Life Insurance Company.
The Metropolitan Life Insurance Company.
The Mutual Life Assurance Company of Canada.
The Mutual Life Insurance Company of New York.
The National Life Assurance Company of Canada.
* The National Life Insurance Company of the United States of America.
The New York Life Insurance Company.
The North American Life Assurance Company.
The Northern Life Assurance Company of Canada.
The North British and Mercantile Insurance Company.
* The North-western Mutual Life Insurance Company
The Norwich Union Life Insurance Society.
* The Phoenix Mutual Life Insurance Company.
The Provident Savings Life Assurance Society of New York.
The Reliance Mutual Life Assurance Society.
The Royal Insurance Company.
The Royal Victoria Life Insurance Company.
* The Scottish Amicable Life Assurance Society.
* The Scottish Provident Institution.
The Standard Life Assurance Company.
The Star Life Assurance Society.
The Sun Life Assurance Company of Canada.
The Travelers Insurance Company.
The Union Mutual Life Insurance Company.
The United States Life Insurance Company in the City of New York.
The Subsidiary High Court of the Ancient Order of Foresters.

*The licenses of these companies expired on March 31, 1878, so far as relates to new business.

DECLARATION OF INDEPENDENCE

When in the course of human events, it becomes necessary for one people to dissolve the political bands which have connected them with another, and to assume among the powers of the earth, the separate and equal station to which the laws of Nature and of Nature's God entitle them, a decent respect to the opinions of mankind requires that they should declare the causes which impel them to the separation.

We hold these truths to be self-evident, that all men are created equal, that they are endowed by their Creator with certain unalienable Rights, that among these are Life, Liberty and the pursuit of Happiness. — That to secure these rights, Governments are instituted among Men, deriving their just powers from the consent of the governed, — That whenever any Form of Government becomes destructive of these ends, it is the Right of the People to alter or to abolish it, and to institute new Government, laying its foundation on such principles and organizing its powers in such form, as to them shall seem most likely to effect their Safety and Happiness.

Prudence, indeed, will dictate that Governments long established should not be changed for light and transient causes; and accordingly, we have suffered the longest continuance of a political connection with Great Britain, than any other people on Earth. But a long train of abuses, usurpations, and oppressive Acts on the part of the British King, — a history which, when traced, will furnish to the American People more than a mere general and vague Complaint of some particular Grievances, — have produced a direct and obvious Injury to our Rights and Liberties.

In King George the Third's fourth year, North Carolina was the first to declare her independence of Great Britain. In the year 1776, the Continental Congress, assembled at Philadelphia, declared the independence of the United States, and on the 4th of July, 1776, the Declaration of Independence was signed by the delegates from the thirteen original States.

The Declaration of Independence is a statement of the principles of the American Revolution, and it is one of the most important documents in the history of the United States. It is a declaration of the rights of the people, and it is a declaration of the principles of the American government.

The Declaration of Independence is a statement of the principles of the American Revolution, and it is one of the most important documents in the history of the United States. It is a declaration of the rights of the people, and it is a declaration of the principles of the American government.

The Declaration of Independence is a statement of the principles of the American Revolution, and it is one of the most important documents in the history of the United States. It is a declaration of the rights of the people, and it is a declaration of the principles of the American government.

The Declaration of Independence is a statement of the principles of the American Revolution, and it is one of the most important documents in the history of the United States. It is a declaration of the rights of the people, and it is a declaration of the principles of the American government.

THE ÆTNA LIFE INSURANCE COMPANY.

STATEMENT FOR THE YEAR ENDING DECEMBER 31, 1901.

President—MORGAN G. BULKELEY. | *Secretary*—J. L. ENGLISH.
Principal Office—Hartford, Conn., U.S.
Chief Agent in Canada—WILLIAM H. ORR. | *Head Office in Canada*—Toronto.
 (Incorporated, June 6, 1850. Commenced business in Canada, 1866.)

CAPITAL.

Amount of capital authorized	\$ 2,000,000 00
Amount subscribed for and paid up in cash.....	<u>1,750,000 00</u>

ASSETS IN CANADA.

Amount of loans made to Canadian policy-holders on the company's policies assigned as collaterals (\$283,389.71 of this amount belongs to policies issued subsequent to March 31, 1878). \$ 329,497 17
 Premium obligations on Canadian policies in force (\$8,804.71 of this amount belongs to policies issued subsequent to March 31, 1878).. 24,689 10
 Stocks, bonds and debentures owned by the company and held in Canada, viz.:—

	Par value.	Book value.	Market value.
City of Quebec Water	\$ 40,000 00	\$ 40,000 00	\$ 44,000 00
City of London	75,000 00	75,000 00	81,000 00
City of Ottawa	133,000 00	133,000 00	146,980 00
Montreal Harbour.....	60,000 00	60,000 00	66,000 00
City of Toronto.....	452,200 00	458,317 00	477,176 00
Town of Mount Forest ..	20,000 00	20,000 00	22,000 00
City of Stratford.....	21,000 00	21,000 00	23,100 00
Town of Levis	27,487 53	21,000 00	22,470 00
City of Hull	40,000 00	40,000 00	42,000 00
Province of Manitoba.....	149,893 33	149,893 34	169,400 00
City of Sault Ste. Marie.....	20,100 00	20,000 00	20,200 00
City of Brantford.....	100,000 00	97,500 00	101,000 00
City of Three Rivers	32,500 00	32,500 00	34,775 00
Town of Coaticook.....	21,000 00	21,000 00	22,680 00
City of Victoria	75,000 00	75,000 00	78,750 00
City of Vancouver.....	225,000 00	225,000 00	256,500 00
City of St. Hyacinthe.....	30,000 00	30,000 00	30,600 00
City of Parkdale	47,495 52	47,495 52	47,970 47
City of St. Thomas.....	108,834 98	108,834 98	119,718 48
Town of Windsor	90,576 03	90,576 03	95,074 23
City of Kingston.....	46,763 99	47,463 99	51,261 11
City of Belleville.....	50,000 00	50,000 00	56,000 00
Town of Côte St. Antoine.....	100,000 00	98,250 00	105,000 00
Town of Galt.....	50,000 00	49,125 00	50,500 00
Province of New Brunswick..	66,000 00	66,000 00	69,000 00
City of St. John, New Brunswick	150,000 00	149,375 00	156,500 00
City of Hamilton	27,397 10	26,904 15	27,671 07
City of Halifax	100,000 00	100,000 00	107,000 00
City of Sherbrooke.....	75,000 00	72,750 00	75,750 00
Roman Catholic School, Montreal	85,000 00	85,000 00	87,550 00
Protestant School, Montreal.....	203,000 00	200,687 60	211,120 00
Prince Edward Island.....	100,000 00	97,250 00	103,000 00
Protestant Insane Hospital	74,000 00	74,000 00	78,440 00
United States Government	325,000 00	279,749 00	451,750 00
City of Montreal.....	260,000 00	260,000 00	260,000 00
Province of Quebec.....	457,833 33	455,587 17	490,130 00
Town of Westmount	100,000 00	100,000 00	100,000 00
Totals.....	<u>\$ 4,049,061 81</u>	<u>\$ 3,978,258 78</u>	<u>\$ 4,382,066 26</u>

1-2 EDWARD VII., A. 1902

ÆTNA LIFE—Continued.

ASSETS—Continued.

Carried out at market value	\$	4,382,066	36
Cash in banks, viz.:—			
Ontario Bank	\$	8,084	83
Bank of Toronto		9,020	45
Total cash in banks		17,105	28
Interest due and accrued		22,958	76
Gross premiums due and uncollected on Canadian policies in force	\$	37,977	75
Gross deferred premiums on same		22,283	61
Total outstanding and deferred premiums	\$	60,261	36
Deduct cost of collection at 20 per cent		12,052	27
Net outstanding and deferred premiums		48,209	09
Total assets in Canada	\$	4,824,525	76

LIABILITIES IN CANADA.

Under Policies issued previous to March 31, 1878.

*Amount computed to cover the net present value of all Canadian policies in force	\$	1,260,091	00
Claims for death losses adjusted but not due, and unadjusted but not resisted (of which \$499 accrued in previous years)	\$	8,530	00
Claims for matured endowments due and unpaid (of which \$2,221 accrued in previous years)		2,428	00
Amount of dividends or bonuses to Canadian policy-holders due and unpaid		10,958	00
		809	68
Total liabilities in respect of said policies in Canada	\$	1,271,858	68

Under Policies issued subsequent to March 31, 1878.

*Amount computed to cover the net present value of all Canadian policies in force	\$	4,057,765	00
Claims for death losses adjusted but not due, and unadjusted but not resisted (of which \$624 accrued in previous years)	\$	6,381	00
Claims for matured endowments due and unpaid (of which \$1,806 accrued in previous years)		4,126	00
Present value of claims payable by instalments not yet due		10,507	00
Surrender values claimable on policies cancelled		3,194	00
Amount of dividends or bonuses to Canadian policy-holders due and unpaid		737	44
		4,681	52
Total liabilities in respect of said policies in Canada	\$	4,076,884	96
Total liabilities in Canada	\$	5,348,743	64

*Based on Institute of Actuaries H. M. Table of Mortality, with 4½ per cent interest for policies issued prior to Dec. 31, 1899, and with 3½ per cent interest for policies issued subsequent to that date.

SESSIONAL PAPER No. 8

ÆTNA LIFE—Continued.

INCOME IN CANADA.

Cash received for premiums.....	\$	511,243	57
Premium obligations taken in part payment of premiums.....		1,650	22
Premiums paid by dividends.....		79,920	50
<hr/>			
Total premium income.....	\$	592,814	29
Interest on investments.....		163,871	89
Interest on deposits.....		794	55
Received for interest on premium notes and policy loans.....		14,957	18
<hr/>			
Total income in Canada during the year.....	\$	772,437	91

EXPENDITURE IN CANADA.

Cash paid for death losses in Canada.....	\$	238,515	75
Premium and other obligations used in payment of the same.....		11,514	26
Payments on matured instalment policies.....		325	00
<hr/>			
Total amount paid for death claims (of which \$5,904.07 accrued in previous years).....	\$	250,355	01
Cash paid for matured endowments.....	\$	300,972	91
Premium and other obligations used in payment of the same.....		33,136	09
<hr/>			
Total amount paid for matured endowments (of which \$4,909 accrued in previous years).....	\$	333,209	00
<hr/>			
Total amount paid for death claims and matured endowments.....	\$	583,564	01
Cash paid for surrendered policies.....		9,851	24
Cash dividends paid policy-holders.....		13,830	09
" applied in payment of premiums in Canada.....		79,920	50
<hr/>			
Total net amount paid to policy-holders in Canada.....	\$	687,165	84
Cash paid for commissions, salaries and other expenses of officials in Canada.....		73,888	50
Taxes, licenses, fees or fines.....		6,134	18
Miscellaneous payments, viz:—			
Postage, \$2,261.09; telegraph, \$116.08; express, \$985.99; stationery, \$342.74; printing, \$458.25; exchange, \$214.53; medical examiners, \$4,966; sundry, \$10.45; travelling expenses, \$6.90; advertising, \$69.60; legal expenses, \$181.80; inspection of risks, \$599.98.....		10,213	41
<hr/>			
Total expenditure in Canada.....	\$	777,401	93

PREMIUM NOTE ACCOUNT.

Premium obligations on hand at commencement of year.....	\$	13,018	89
" received during the year.....		976	22
<hr/>			
	\$	13,995	11
<hr/>			
Amount of obligations used in payment of claims.....	\$	249	44
" " dividends to policy-holders..		868	74
<hr/>			
Total deductions.....	\$	1,118	18
<hr/>			
Balance—note assets at end of year.....	\$	12,876	93

1-2 EDWARD VII., A. 1902

ÆTNA LIFE—Continued.

MISCELLANEOUS.

Number of new policies reported during the year as taken in Canada..674	
Amount of said policies.....	\$ 1,179,073 00
Number of policies become claims in Canada during the year.....460	
Amount of said claims.....	593,072 00
Number of policies in force in Canada at date.....12,172	
Amount of said policies.....	<u>16,530,510 00</u>

EXHIBIT OF POLICIES.

In force at beginning of year—

	No.	Amount.	No.	Amount.
Whole life policies.....	5,482	\$ 6,596,991		
Endowment assurances.....	5,766	7,829,934		
All other policies.....	826	1,692,050		
			12,074	\$16,118,975 00

New policies issued—

Whole life policies.....	131	\$ 227,714		
Endowment assurances.....	585	997,387		
All other policies.....	70	126,650		
			786	1,351,751 00
Old policies revived.....			8	29,967 00
Old, changed and increased.....			3	16,649 00

Totals.....			12,871	\$17,517,342 00
Deduct terminated and not taken.....			699	986,832 00

In force at end of year—

Whole life policies.....	5,427	\$ 6,587,494		
Endowment assurances.....	5,900	8,226,266		
All other policies.....	845	1,716,750		
			12,172	\$16,530,510 00

DETAILS OF POLICIES WHICH HAVE CEASED TO BE IN FORCE.

	No.	Amount.
Terminated by death.....	210	\$ 264,386 00
" maturity.....	252	330,827 00
" expiry.....	7	7,000 00
" surrender.....	59	63,136 00
" lapse.....	126	240,877 00
" change and decrease.....	5	24,406 00
" not taken.....	40	56,200 00
Total.....	699	\$ 986,832 00

SESSIONAL PAPER No. 8

ÆTNA LIFE—Continued.

DETAILS OF POLICIES ISSUED PRIOR TO MARCH 31, 1878.

	No.	Amount.
Policies in force at beginning of year in Canada.....	2,653	\$ 2,763,851 00
Policies revived or increased during the year.....	6	4,539 00
Policies terminated.....	120	125,860 00
Policies in force at date of statement.....	2,539	2,642,530 00

GENERAL BUSINESS STATEMENT FOR THE YEAR ENDING DECEMBER 31, 1901.

INCOME DURING THE YEAR 1901.

Total premium income.....	\$ 7,889,795 60
Cash received for interest and for discount on claims paid in advance..	2,449,074 10
Cash received for rents.....	37,023 46
Profit on sales of real estate.....	12,808 28
Profit on sale or maturity of securities.....	190,972 50
Total income, life department.....	\$10,579,673 94
Total income, accident department.....	1,329,977 66
Total income.....	\$11,909,651 60

DISBURSEMENTS DURING THE YEAR 1901.

Cash paid for losses and matured endowments.....	\$ 4,207,046 23
Dividends paid policy-holders.....	251,336 74
Dividends applied to purchase paid-up additions and annuities.....	1,147 51
Dividends applied to pay running premiums.....	639,656 29
Surrender values paid in cash.....	151,592 31
Surrender values applied to pay running premiums.....	5,711 74
Surrender values applied to purchase paid-up insurance and annuities..	214,234 93
Cash paid stockholders for interest or dividends.....	175,000 00
Commissions to agents.....	959,372 17
Taxes, licenses and Insurance Department fees.....	221,098 52
Rent.....	36,059 49
Salaries and allowanees for agencies.....	35,539 01
Medical examiners' fees and inspection of risks.....	84,007 17
Salaries of officers and office employees.....	195,559 12
Advertising, printing and stationery and postage.....	73,473 15
Miscellaneous expenses.....	127,544 24
Total disbursements, life department.....	\$ 7,378,378 62
Total disbursements, accident department.....	1,233,111 89
Total disbursements.....	\$ 8,611,490 51

1-2 EDWARD VII., A. 1902

ÆTNA LIFE—*Concluded.*

LEDGER ASSETS.

Book value of real estate, unencumbered.....	\$ 594,228	55
Mortgage loans (first liens) on real estate.....	23,828,752	84
Loans secured by pledge of bonds, stocks and other collaterals.....	890,442	72
Loans made to policy-holders on the company's policies assigned as collaterals.....	2,103,685	00
Premium notes, loans or liens on policies in force.....	417,911	39
Book value of bonds and stocks owned absolutely.....	20,549,238	42
Cash on hand and in banks.....	7,722,292	12
Agents' debit balances.....	39,138	83
Bills receivable.....	37,782	81
Total.....	\$ 56,183,472	68
Deduct ledger liabilities.....	22,618	46
Total net ledger assets.....	\$ 56,160,854	22

NON-LEDGER ASSETS.

Interest due and accrued.....	687,576	37
Market value of stocks and bonds over book value.....	2,124,982	72
Net amount of uncollected and deferred premiums.....	691,074	68
Rents due and accrued.....	2,486	58
Total assets as per books of company.....	\$ 59,666,974	57
Deduct assets not admitted.....	57,283	40
Total assets (less items not admitted).....	\$ 59,609,691	17

LIABILITIES.

Net reinsurance reserve, Actuaries' Table of Mortality, 4 per cent....	\$ 50,563,979	00
Present value of amounts not yet due on matured instalment policies..	70,971	00
Total unsettled claims.....	222,680	00
Amount of all unpaid dividends, or other profits due policy-holders....	798,610	16
Salaries, rents and expenses due and accrued.....	10,000	00
Premiums paid in advance.....	18,023	65
Liability under cancelled policies.....	7,767	00
Special reserve in addition to 4 per cent reserve.....	2,016,345	00
Total liabilities, life department.....	\$ 53,708,375	81
Total liabilities, accident department.....	578,234	11
Total liabilities.....	\$ 54,286,609	92
Gross divisible surplus.....	\$ 3,573,081	25
Capital stock paid up.....	1,750,000	00
Gross surplus.....	\$ 5,323,081	25

RISKS AND PREMIUMS.

LIFE.

Number of new policies issued during the year.....	13,611	
Amount of said policies.....	\$ 24,582,273	00
Number of policies terminated during the year.....	8,977	
Amount terminated.....	16,455,608	00
Number of policies in force at date of statement.....	117,314	
Net amount of said policies.....	201,278,283	00

SESSIONAL PAPER No. 8

THE BRITISH EMPIRE MUTUAL LIFE ASSURANCE COMPANY.

STATEMENT FOR THE YEAR ENDING DECEMBER 31, 1901.

President— Rt. Hon. Sir JOHN GORST, K.C., M.P. | *General Manager and Actuary*—
 GERALD H. RYAN, F.I.A.

Principal Office—4 and 5 King William Street, London, E.C., England.

Chief Agent in Canada—A. McDUGALD. | *Head Office in Canada*—Montreal.

(Incorporated January 26, 1847. Commenced business in Canada, February 7, 1883.)

No capital.

ASSETS IN CANADA.

Value of real estate in Canada held by the company, unencumbered.	\$	202,290	81
Mortgages on real estate in Canada.		1,187,211	60
Amount of loans made to Canadian policy-holders on the company's policies assigned as collaterals.		160,193	26
Stocks and bonds in deposit with the Receiver General:—			
		Par value.	Book value.
Province of British Columbia	\$	49,153 33	\$ 49,153 33
Canada 4 per cent bonds, 1885.		7,300 00	7,300 00
City of Ottawa bonds		24,333 33	24,333 33
South Australian bonds.		14,600 00	14,600 00
Canada Permanent L. & S. Co. debenture stock.		40,636 67	40,636 67
City of London, Ont., bonds		60,000 00	60,000 00
Manitoba Government bonds.		30,000 00	31,500 00
St. Louis (Montreal) bonds.		15,000 00	14,850 00
Maisonneuve (Montreal) bonds.		15,000 00	16,087 50
Total par and book value	\$	256,023 33	\$ 258,460 83
Carried out at book value.			258,460 83
Montreal Gas Company bonds (par value £5,100); market value.			25,156 06
Cash at head office in Canada.			63 37
Cash in Bank of Montreal.			102,911 43
Interest due (maturing before December 31, 1901).	\$	3,730	45
" (for 6 months ending December 31, 1901).			9,242 53
Interest accrued.			10,666 48
Total carried out.			23,639 46
Loan on 2 life policies, personal covenant and vested agency commission.			6,400 00
Endowment assurances, fully paid, present value.			5,590 00
Gross premiums due and uncollected on Canadian policies in force (\$28,214.95 of which are premiums due during December, 1901).	\$	39,881	06
Deduct cost of collection, at 5 per cent.			1,994 05
Net outstanding premiums			37,887 01
Total assets in Canada	\$	2,009,803	83

1-2 EDWARD VII., A. 1902

BRITISH EMPIRE—Continued.

LIABILITIES IN CANADA.

* Amount computed to cover the net present value of all Canadian policies in force.....	\$	1,557,980	00
Reserves for reversionary additions and premium reductions.....		197,260	00
Reserves for life annuities.....		31,230	00
	\$	1,786,470	00
Deduct value of said policies reinsured in other companies licensed in Canada.....		71,183	00
Net reinsurance reserve.....	\$	1,715,287	00
Claims for death losses unadjusted but not resisted.....	\$	9,131	00
" matured endowments unadjusted but not resisted.....		1,142	50
Total amount of unsettled claims in Canada.....		10,273	50
Due on account of general expenses.....		3,070	00
Total liabilities in Canada.....	\$	1,728,630	50

INCOME IN CANADA.

Gross amount of premiums received in cash during the year on life policies in Canada.....	\$	232,156	59
Premiums paid by dividends.....		616	85
Total.....	\$	232,773	44
Deduct premiums paid to other companies for reinsurance.....		9,992	37
Net premium income.....	\$	222,781	07
Interest on mortgages.....		73,113	38
Total income in Canada.....	\$	295,894	45

EXPENDITURE IN CANADA.

Net amount paid for death claims in Canada.....	\$	77,533	32
Net amount paid on account of matured endowments.....		35,195	50
Total net amount paid for death claims and matured endowments.....	\$	112,728	82
Cash paid to annuitants.....		4,712	30
Amount paid for surrendered policies.....		8,126	79
Cash bonuses paid to Canadian policy-holders.....		883	58
" applied in payment of premiums in Canada.....		616	85
Total net amount paid to policy-holders in Canada.....	\$	127,068	34
Cash paid for commissions, salaries and other expenses of officials in Canada.....		20,892	65
Cash paid for taxes.....		3,124	44
Miscellaneous payments, viz.:—Charges, \$2,992.05; travelling expenses, \$1,554.87; printing and stationery, \$743.68; legal expenses, \$653.22; home office rent and furniture depreciation, (including \$2,300 furniture account written off assets) \$4,218.50; advertising, \$147.09; postage, carriage and telephones, \$823.84; agents' expenses, \$157.21.....		11,290	46
Total expenditure in Canada.....	\$	162,375	89

* Computed by the department, on basis of Institute of Actuaries H.M. Table with $4\frac{1}{2}$ per cent interest, and H.M. $3\frac{1}{2}$ for policies issued since December 31, 1899. The company's valuation is based upon the New British Offices O¹⁴(⁵) Table, with interest at 3 per cent—net premium method.

SESSIONAL PAPER No. 8

BRITISH EMPIRE—Continued.

MISCELLANEOUS.

Number of new policies reported during the year as taken in Canada	98	
Amount of said policies		249,661 00
Number of policies become claims in Canada during the year (including matured endowments)	54	
Amount of said claims (including matured endowments)		103,744 15
Amount of above claims reinsured in other licensed companies in Canada		1,100 00
Number of policies in force in Canada at date	2,615	
Amount of said policies	\$ 6,133,556 28	
Bonus additions thereon	411,196 22	
Total	\$ 6,544,752 50	
Less amount of said policies reinsured in other licensed companies in Canada (including bonus additions, \$16,572.10)	273,571 10	
Net amount in force December 31, 1901		6,271,181 40
Number of life annuities in force in Canada at date	7	
Annual payments thereunder		4,712 30

EXHIBIT OF POLICIES (CANADIAN BUSINESS).

In force at beginning of year—

	No.	Amount.	No.	Amount.
Whole life policies	2,034	\$ 4,656,425 75		
Endowments	745	1,574,159 27		
Term and other	3	38,000 00		
Bonus additions		426,508 57		
			2,782	\$ 6,695,093 59

New policies issued—

Whole life	51	\$ 166,000 00
Endowments	47	83,661 00

Old policies and bonuses revived

	98	249,661 00
	5	13,534 41

Deduct terminated

	2,885	\$ 6,958,289 00
	270	413,536 50

In force at end of year—

Whole life	1,857	\$ 4,504,936 01
Endowments	756	1,591,620 27
Term and other	2	37,000 00
Bonus additions		411,196 22

	2,615	\$ 6,544,752 50
--	-------	-----------------

DETAILS OF POLICIES WHICH HAVE CEASED TO BE IN FORCE.

	No.	Amount.
Terminated by death	36	\$ 68,565 15
" maturity	18	35,179 00
" surrender	27	80,456 35
" lapse	189	228,836 00
" decrease		500 00
Total	270	\$413,536 50

DETAILS OF POLICIES REINSURED AT END OF YEAR.

Whole life	\$201,999 00
Endowments	55,000 00
Bonus additions	16,572 10
Total	\$273,571 10

SESSIONAL PAPER No. 8

BRITISH EMPIRE—*Concluded.*

VALUATION AND BONUS.

(Extract from Directors' Report.)

The directors are pleased to announce to the members the results of the actuarial investigation as at December 31, 1901. According to the report of the actuary, the operations of the company during the two years since the last valuation have produced a very satisfactory profit, but out of such profit the directors again deem it expedient to devote a considerable sum to strengthening the reserves, a course which has been consistently followed for many years and is believed to be in the best interests of the company. In particular, the directors are of opinion that no portion of the business should now be valued at a higher rate of interest than 3 per cent, and this involves a large increase in the reserves of the Canadian section of the business which on the last occasion were based on $3\frac{1}{2}$ per cent. The valuation has been made on the basis of the new British Offices O^M Table with interest at 3 per cent for all assurance contracts, according to the net-premium method, and the government annuitants' table (1883) with interest at 3 per cent for annuities.

As a result of the valuation upon this stringent basis, the directors have allotted *reversionary bonuses* at the rate of \$12.50 per annum, per \$1,000 assured by all home and Indian policies entitled to participate in the general section, and \$13.75 upon such policies in the temperance section. In both cases these bonuses are upon the same scale as at the two last valuations. During the current quinquennium the directors will also allot to all policies entitled to full participation in the profits, which may become claims in the period, an interim bonus at the rate of \$1 per cent for each complete year of duration counting from January 1, 1902.

In regard to the Canadian section, the continued fall in the rate of interest, not only experienced by the company, but remarked upon by the insurance commissioner of the Dominion, as a general feature, has led the directors to decide that the rate of $3\frac{1}{2}$ per cent previously employed in the valuation of the Canadian contracts, can no longer be maintained. After strengthening the reserves so as to place them on a 3 per cent basis, the directors regret that there is no surplus in the Canadian fund for division as bonus. But it must be pointed out that a lower scale of premiums was adopted in Canada on the assumption of a higher earning power of capital than obtains under present conditions, and that Canadian policy-holders enjoy an advantage as compared with the other members of the company in respect of such lower rates. Moreover, increasing the reserves will have the effect in Canada, as in England, of safeguarding the policy-holders' interests and improving the bonus prospects.

The directors have, however, resolved to offer to the Canadian participating policy-holders the option of increasing their premiums to the level of the rates now in force in England and receiving at future divisions of profits the same bonus as may be declared upon home policies, as an alternative to remaining in the Canadian section, with participation in the profits of that section.

After providing for the bonus above mentioned and making additional reserves on paid-up and limited premium assurances, there is a balance of surplus of \$16,495 (apart from the reserve fund of \$262,195) to be carried forward.

CANADA LIFE ASSURANCE COMPANY.

STATEMENT FOR THE YEAR ENDING DECEMBER 31, 1901.

President—HON. GEO. A. COX.

Secretary—R. HILLS.

Head Office—Toronto, Ont.

(Organized, August 21, 1847; incorporated, April 25, 1849, by Act of the Legislature of the late Province of Canada, 12 Vic., cap. 168; amended in 1879 by 42 Vic., cap. 71; in 1893 by 56 Vic., cap. 76, and in 1899 by 62-63 Vic., cap. 90. Commenced business in Canada, August 21, 1847.)

CAPITAL.

Amount of capital authorized and subscribed for.....	\$ 1,000,000 00
Amount of capital paid up in cash.....	944,280 00

(For List of Shareholders, see Appendix.)

ASSETS AS PER LEDGER ACCOUNTS.

Value of real estate held by the company, including company's buildings in Toronto, Montreal, Hamilton and Winnipeg.....	\$ 1,579,588 33
Amount secured by way of loans on real estate by bond or mortgage, first liens.....	3,910,190 25
Amount of loans secured by bonds, stocks or other marketable collaterals.....	3,125,941 55

Viz.:—Upon stock and bonds of—

	Par value.	Market value.	Amt. loaned thereon.
25 shares Canadian Pacific Ry. Co.....	\$ 2,500 00	\$ 2,825 00	}
10 " Toronto Electric Light.....	1,000 00	1,412 00	
1500 " Western Assurance Co.....	60,000 00	63,600 00	} \$ 120,865 00
200 " British America Assurance Co..	10,000 00	10,550 00	
250 " London Railway Company.....	10,000 00	16,500 00	}
250 " Crow's Nest Coal Co.....	6,250 00	19,375 00	
250 " Twin City Rapid Transit Co....	25,000 00	27,500 00	}
132 " Canada Permanent and Western Canada Mortgage Company..	1,320 00	1,597 00	
237 " Dominion Bank.....	11,850 00	28,233 00	} 35,000 00
30 " Bank of Toronto.....	3,000 00	6,900 00	
45 " Canadian Bank of Commerce...	2,250 00	3,431 00	}
140 " Dominion Bank	7,000 00	16,677 00	
100 " Bank of Ottawa.....	10,000 00	20,750 00	} 32,900 00
238 " British America Assurance Co..	11,900 00	12,554 00	
201 " Canadian General Electric Co...	20,100 00	44,622 00	} 25,000 00
8 " Bank of Montreal.....	1,600 00	4,112 00	
1195 " New Brunswick and Canada Railway (Common).....	119,500 00	47,800 00	} 50,000 00
117 " New Brunswick and Canada Railway (Debenture).....	£ 2,340 stg.	7,972 00	

CANADA LIFE—Continued.

	Par value.	Market value.	Amt. loaned thereon.
572 shares New Brunswick and Canada Railway (Common).....	\$ 57,200 00	\$ 22,880 00	\$ 10,000 00
100 " St. Stephen and Milltown Ry...	5,000 00	5,000 00	4,500 00
70 " Dominion Bank.....	3,500 00	8,339 00	7,500 00
100 " Standard Bank.....	5,000 00	11,700 00	
5 " Bank of Hamilton.....	500 00	1,124 00	650 00
100 " Dominion Bank.....	5,000 00	11,912 00	11,000 00
100 " Bank of Nova Scotia.....	10,000 00	23,825 00	24,750 00
59 " Canadian Bank of Commerce...	2,500 00	3,812 00	
300 " Canadian Bank of Commerce...	15,000 00	22,875 00	34,900 00
130 " Dominion Bank.....	6,500 00	15,486 00	
20 " National Trnst Company.....	2,000 00	2,680 00	1,500 00
40 " Imperial Bank.....	4,000 00	9,180 00	7,000 00
27 " Bell Telephone Co. of Canada...	2,700 00	4,509 00	4,000 00
80 " St. Stephen and Milltown Ry...	4,000 00	4,000 00	3,000 00
1000 " First Mortgage Bonds, Bay of Quinté Railway Co.....	1,000,000 00	1,000,000 00	349,360 40
1500 " Bay of Quinté Ry. Co. stock....	75,000 00	
36 " First Mortgage 6% bonds Petrolia Electric Light, Heat and Power Company.....	18,000 00	18,646 00	18,000 00
Ottawa, Arnprior and Parry Sound Ry. bond.....	1,000,000 00	1,000,000 00	1,300,050 00
500 " Bonds Canada Atlantic Ry. Co. Lake Erie and Detroit Railway Company bond.....	500,000 00	500,000 00	
5200 " Hiram Walker & Sons, Limited. Bonds Grant's Spring Brewery Co., Limited, 6%.....	900,000 00	900,000 00	900,000 00
75 " Grant's Spring Brewery Co., Limited, 6%.....	520,000 00	520,000 00	
780 " Grant's Spring Brewery Co., Limited, stock.....	75,000 00	75,000 00	84,484 07
Policy 43590 in Canada Life....	78,000 00	19,500 00	
Policy 39069 in Canada Life....	3,000 00	719 00	2,800 00
and portion of annual indemnity as Judge of Superior Court of Lower Canada for months of October, November and December, in each year, amounting to \$1,000, and continued for 6 years.....	2,000 00	492 00	
21 " Hamilton Provident and Loan Society.....	6,000 00	4,929 00	
67 " Hamilton Provident and Loan Society, part paid.....	2,100 00	2,373 00	5,500 00
Policy 32088 in Canada Life....	1,340 00	1,514 00	
50 " Bonds, Town of Lindsay.....	5,000 00	3,938 00	60,500 00
5 " Bonds, The Cobourg Water and Electric Co.....	65,500 00	65,500 00	
Free Policy 122249, Equitable Life Assurance Company of New York.....	5,000 00	5,000 00	5,000 00
Policy 13613, Confederation Life Association on endowment system, due 31st December, 1903.....	924 00	433 00	100 00
Policies in the Standard Life Assurance Co., Equitable Life Assurance Co., Mutual Life Assurance Co., and Canada Life Assurance Co....	5,000 00	4,443 00	3,367 08
	40,000 00	19,625 00	10,000 00
Total.....			<u>\$3,125,941 55</u>

(Amount of loans, as above, on which interest has been overdue for one year or more previous to statement, \$25,052.88.)

Amount of loans made in cash to policy-holders on the company's policies assigned as collaterals..... \$ 2,839,961 09
 Premium obligations on policies in force..... 43,474 99

1-2 EDWARD VII., A. 1902

CANADA LIFE—Continued.

Stocks and bonds owned by the company :—

Government securities—

	Book value.	Par value.	Market value.
Dominion of Canada 2½ p.c. inscribed stock.....	\$ 224,117 57	\$ 243,333 32	\$ 219,000 00
Province of Ontario annuities	42,258 49	42,258 49	42,258 00
Province of Quebec inscribed stock....	135,937 50	150,000 00	135,000 00
Province of Manitoba bonds.....	26,171 19	24,333 33	25,063 00
Newfoundland inscribed stock	52,473 33	48,666 66	50,613 00
Newfoundland bonds.....	94,028 86	97,333 33	91,493 00
United States consols.....	109,280 00	100,000 00	112,000 00
	<u>\$ 684,266 94</u>	<u>\$ 705,925 13</u>	<u>\$ 675,427 00</u>

City—

Montreal permanent stock, 3 p.c.	\$ 46,233 33	\$ 48,666 66	\$ 44,773 00
Toronto.....	454,478 58	447,033 32	452,895 00
Hamilton.....	52,752 16	48,666 66	52,752 00
Ottawa	16,017 42	14,500 00	16,017 00
London	41,392 50	40,000 00	42,408 00
Chatham	40,607 30	40,402 82	40,607 00
St. Thomas	25,130 18	24,964 36	25,505 00
Stratford	36,710 40	36,500 00	36,710 00
Sherbrooke	54,849 60	52,000 00	52,000 00
Hull	31,476 00	30,000 00	30,000 00
New York, U.S.A.....	108,000 00	100,000 00	106,330 00
Winnipeg	123,616 67	122,123 68	123,617 00
Victoria.....	190,000 00	190,000 00	204,885 00
Vancouver.....	85,750 00	90,500 00	90,732 00
Kamloops.....	15,000 00	15,000 00	16,983 00
Moncton	15,500 00	15,500 00	16,495 00
Toledo, Ohio.....	100,000 00	100,000 00	100,000 00
Windsor.....	25,246 77	25,190 52	26,694 00
Charlottetown, P.E.I.	3,170 10	3,000 00	3,170 00
	<u>\$1,465,931 01</u>	<u>\$1,444,048 02</u>	<u>\$1,482,573 00</u>

County—

Minnedosa.....	\$ 8,000 00	\$ 8,000 00	\$ 8,605 00
Pontiac.....	100,000 00	100,000 00	108,980 00
Antigonish	9,356 74	9,000 00	9,236 00
Digby	17,600 00	17,600 00	18,994 00
East Hants.....	10,000 00	10,000 00	10,000 00
Queen's	7,000 00	7,000 00	7,520 00
Gloucester.....	30,548 75	25,000 00	30,695 00
Albert	10,000 00	10,000 00	10,000 00
Carleton.....	10,000 00	10,000 00	10,000 00
	<u>\$ 202,505 49</u>	<u>\$ 196,600 00</u>	<u>\$ 214,030 00</u>

Town—

Amherstburg.....	\$ 7,842 72	\$ 7,842 72	\$ 8,463 00
Blenheim	14,954 74	14,089 88	14,955 00
Bothwell.....	3,958 82	3,958 82	3,959 00
Bracebridge	5,009 58	4,770 50	5,010 00
Brampton	59,058 68	58,366 06	67,512 00
Brockville	28,666 27	28,376 02	28,666 00
Dresden	19,404 58	19,251 93	19,405 00
Dundas	10,742 05	10,742 05	10,742 00
Dunnville	16,169 05	16,813 21	16,287 00
Durham	10,000 00	10,000 00	10,000 00
Harriston.....	14,729 47	14,651 99	14,730 00
Mattawa.....	15,156 03	13,887 42	15,614 00
Niagara Falls.....	425 00	425 00	425 00
Orillia	75,973 32	72,271 99	75,973 00
Petrolia.....	18,009 69	18,009 69	18,753 00
Rat Portage.....	88,097 04	87,224 76	87,224 00
Ridgetown.....	2,148 52	2,137 45	2,149 00
Sarnia	20,000 00	20,000 00	21,430 00
Strathroy.....	1,498 07	1,432 12	1,498 00
Toronto Junction.....	67,150 00	67,150 00	54,860 00
Trenton	19,246 90	18,422 11	19,247 00
Uxbridge	15,000 00	15,000 00	15,778 00

SESSIONAL PAPER No. 8

CANADA LIFE—Continued.

	Book value.	Par value.	Market value.
<i>Towns—Concluded.</i>			
Walkerton.....	\$ 15,271 51	\$ 14,530 88	\$ 15,271 00
Welland.....	6,462 68	6,462 68	6,463 00
Wingham.....	11,000 00	11,000 00	11,494 00
Almonte.....	7,771 06	7,771 06	7,771 00
Alliston, Ont.....	3,400 00	3,400 00	3,676 00
Aylmer.....	8,050 68	8,050 68	8,257 00
Berlin.....	9,963 75	9,899 75	9,964 00
Bowmanville.....	19,535 28	19,328 43	19,535 00
Cornwall.....	17,873 00	19,000 00	17,873 00
Essex.....	1,359 00	1,359 00	1,423 00
Kingsville.....	4,141 16	4,000 00	4,141 00
Leamington.....	4,403 28	4,403 28	4,658 00
Lindsay.....	8,699 73	8,666 83	8,700 00
Palmerston.....	1,120 14	1,120 14	1,120 00
Thessalon.....	2,605 64	2,462 37	2,762 00
Thorold.....	34,300 00	36,000 00	34,300 00
Wallaceburg.....	5,940 92	5,940 92	6,137 00
Edmonton.....	16,741 50	15,000 00	17,383 00
Annapolis Royal, N.S.....	8,000 00	8,000 00	8,000 00
Parrsboro.....	8,500 00	8,500 00	8,500 00
Westville.....	12,384 00	12,000 00	12,622 00
Newcastle.....	8,000 00	8,000 00	8,000 00
Buckingham.....	1,000 00	1,000 00	1,117 00
Chicoutimi.....	11,678 66	11,267 43	11,946 00
Maisonneuve.....	41,219 50	35,000 00	42,248 00
Magog.....	21,971 36	20,700 00	21,972 00
St. Henri du Tanneries.....	40,000 00	40,000 00	43,750 00
St. Henri.....	22,000 00	22,000 00	24,497 00
St. Andrew's.....	7,425 45	7,425 45	8,157 00
St. John.....	32,765 04	31,763 14	31,763 00
St. Jerome.....	36,539 30	35,025 59	35,026 00
Calgary.....	9,533 34	9,533 34	10,101 00
Minnedosa.....	551 00	600 00	551 00
Neepawa.....	18,000 00	18,000 00	18,000 00
Campbellton.....	46,037 58	45,000 00	45,000 00
Dartmouth.....	2,000 00	2,000 00	2,091 00
Liverpool.....	9,500 00	9,500 00	9,500 00
North Sydney.....	5,000 00	5,000 00	5,212 00
Pictou.....	40,071 60	39,000 00	39,835 00
Sydney.....	121,735 50	117,000 00	122,055 00
Truro.....	66,241 70	65,000 00	65,661 00
	<u>\$1,262,033 89</u>	<u>\$1,234,534 69</u>	<u>\$1,269,262 00</u>
<i>Township—</i>			
Alfred.....	\$ 354 00	\$ 354 00	\$ 367 00
Binbrook.....	788 81	788 81	815 00
Caradoc.....	1,624 26	1,624 26	1,761 00
Dunwich.....	2,094 93	2,094 93	2,188 00
Dover.....	5,081 65	4,896 84	5,061 00
Emily.....	1,833 43	1,833 43	1,833 00
Mersea.....	5,503 25	5,503 25	5,823 00
Raleigh.....	5,918 03	5,918 03	6,008 00
Melbourne, Man.....	1,500 00	1,500 00	1,612 00
	<u>\$ 24,698 36</u>	<u>\$ 24,513 55</u>	<u>\$ 25,468 00</u>
<i>School District—</i>			
Carberry, Man.....	\$ 10,130 35	\$ 8,914 16	\$ 10,130 00
Hamiota.....	3,989 32	3,600 00	4,134 00
Howard.....	1,035 00	1,035 00	1,080 00
Moosomin.....	10,800 00	10,800 00	11,201 00
Prince Albert.....	11,500 92	10,950 00	11,771 00
Martin.....	2,493 23	2,400 00	2,592 00
Pipestone.....	1,864 80	1,800 00	1,934 00
Ridgeway.....	1,245 23	1,140 00	1,316 00
Saskatoon.....	1,329 42	1,140 00	1,404 00
Stinson.....	1,350 00	1,350 00	1,409 00
Gratton.....	3,523 14	3,400 00	3,809 00
Rosthern.....	6,452 25	6,000 00	6,961 00
Strathcona.....	6,233 07	6,000 00	6,481 00
	<u>\$ 61,951 73</u>	<u>\$ 58,529 16</u>	<u>\$ 64,222 00</u>

1-2 EDWARD VII., A. 1902

CANADA LIFE—Continued.

	Book value.	Par value.	Market value.
<i>Village—</i>			
Caledonia	\$ 3,500 00	\$ 3,500 00	\$ 3,636 00
Elmira	5,000 00	5,000 00	5,000 00
Exeter	4,500 00	4,500 00	4,683 00
Glencoe	1,868 17	1,791 27	1,868 00
Georgetown.....	8,700 00	8,700 00	9,425 00
Kemptville.....	2,075 24	2,075 24	2,075 00
Hanover.....	14,774 93	15,000 00	15,000 00
Madoc	5,596 75	5,596 75	5,597 00
Port Colborne	7,283 73	7,283 73	7,284 00
Teeswater.....	1,449 59	1,449 59	1,450 00
Hochelaga.....	20,000 00	20,000 00	21,414 00
Thamesville.....	533 33	533 33	533 00
Tilbury.....	7,039 14	6,727 20	7,302 00
Rigaud.....	4,010 40	4,010 40	4,281 00
St. Aine.....	1,799 00	1,799 00	1,815 00
St. Cunegonde	77,000 00	77,000 00	80,627 00
St. Gabriel.....	65,000 00	65,000 00	69,764 00
Souris.....	1,891 80	2,000 00	2,000 00
Daly.....	6,147 43	5,460 00	6,147 00
Northville, Mich.....	30,000 00	30,000 00	34,170 00
	<u>\$ 268,169 51</u>	<u>\$ 267,426 51</u>	<u>\$ 284,071 00</u>
<i>Railway bonds—</i>			
Canadian Northern Ry. (guaranteed by Province of Manitoba).....	\$ 104,098 00	\$ 97,333 33	\$ 104,098 00
Canadian Northern Railway, Land Grant bonds	292,500 00	300,000 00	292,500 00
Canadian Northern Railway, Ontario and Rainy River Division.....	128,771 96	143,080 00	133,064 00
Canada Atlantic Ry.....	251,250 00	250,000 00	257,500 00
Central Counties Ry.....	221,200 00	234,000 00	234,000 00
Hamilton and Dundas Ry.....	105,540 00	100,000 00	105,540 00
Hamilton, Grimsby and Beamsville Ry. Hereford Ry. (guaranteed by Maine Central).....	31,844 70	30,000 00	31,845 00
100,000 00	100,000 00	103,500 00	
Manitoba and South Eastern Ry. (guaranteed by Province of Manitoba)...	104,098 00	97,333 33	104,098 00
Ottawa Electric Ry.....	293,308 90	291,000 00	290,000 00
Toronto Railway.....	781,595 58	743,333 33	788,825 00
Wellington, Grey and Bruce.....	5,995 74	6,326 66	5,996 00
Kingston & Pembroke Ry. (C. P. R. system).....	262,500 00	300,000 00	262,500 00
Hamilton Street Ry	26,000 00	25,000 00	26,000 00
	<u>\$2,708,702 88</u>	<u>\$2,716,406 65</u>	<u>\$2,739,466 00</u>
<i>Miscellaneous bonds—</i>			
Central Canada Loan and Savings Co. \$	50,000 00	50,000 00	50,000 00
Hastings Loan and Investment Co.....	20,000 00	20,000 00	20,000 00
Dorchester Bridge and Road Co.....	6,000 00	6,000 00	6,000 00
Niagara Falls Suspension Bridge Co....	15,438 51	15,000 00	15,439 00
Cobourg Water Works	74,500 00	74,500 00	74,500 00
Ingersoll Water Works.....	70,500 00	70,500 00	70,500 00
Montreal Water and Power Co.....	23,116 67	24,333 33	23,117 00
Victoria Rolling Stock Co.....	255,765 90	255,000 00	258,209 00
Montreal Warehousing Co.....	125,000 00	125,000 00	125,000 00
Perpetual Annuity of Grand Trunk Railway Co. of Canada.....	6,594 00	6,594 00	6,594 00
Montreal Gas Co.....	209,707 19	198,666 66	207,172 00
Bell Telephone Co.....	364,342 40	328,000 00	370,640 00
Montreal Harbour	365,392 70	359,000 00	365,393 00
Quebec Harbour.....	82,365 10	80,000 00	82,365 00
Toronto Electric Light Co.....	357,490 00	350,000 00	357,490 00
Ottawa Electric Co	286,054 60	269,000 00	286,055 00
Stadacona Water, Light and Power Co.	11,155 44	11,155 44	11,155 00
Dominion Cotton Mills Co.	146,000 00	146,000 00	146,000 00
Toronto Hotel Co.....	23,750 00	25,000 00	23,750 00
London Electric Co.....	100,280 00	100,000 00	100,000 00
Cape Breton Real Estate Co.....	312,324 84	312,324 84	312,325 00
	<u>\$2,905,777 35</u>	<u>\$2,826,074 27</u>	<u>\$2,911,704 00</u>

SESSIONAL PAPER No. 8

CANADA LIFE—Continued.—

Stocks—	Book value.	Par value.	Market value.
Merchants Bank of Canada.....	\$ 111,247 50	\$ 67,500 00	\$ 100,575 00
Dominion Bank.....	150,047 49	62,500 00	148,906 00
Standard Bank of Canada.....	47,820 12	25,000 00	58,500 00
Bank of Hamilton.....	247,514 50	134,500 00	302,289 00
Bank of Toronto.....	116,860 00	50,000 00	115,000 00
Bank of Montreal.....	150,000 00	60,000 00	154,200 00
Molsons Bank.....	4,750 00	2,500 00	5,225 00
Canadian Bank of Commerce.....	123,455 82	85,000 00	129,625 00
Imperial Bank of Canada.....	148,482 00	70,000 00	160,650 00
Bank of Ottawa.....	5,193 75	2,500 00	5,187 00
Bank of Nova Scotia.....	34,250 00	15,000 00	35,737 00
Huron and Erie Loan and Savings Co.....	37,648 00	22,300 00	39,626 00
Canada Landed and National Investment Co.....	4,500 00	5,000 00	4,875 00
Toronto General Trusts Corporation.....	47,114 25	34,500 00	55,890 00
Hamilton Gas Light Co.....	7,412 00	7,412 00	11,118 00
Consumers Gas Co., Toronto.....	221,000 00	100,000 00	214,500 00
Montreal Telegraph Co.....	13,840 00	8,000 00	13,440 00
Dominion Telegraph Co.....	8,643 00	6,700 00	8,375 00
New Brunswick and Canada Ry. (Common).	2,440 00	6,100 00	2,440 00
New Brunswick and Canada Ry. (Guaranteed debenture stock).....	528 00	754 33	528 00
St. Stephen and Milltown Ry.....	26,000 00	26,000 00	26,000 00
Canadian Pacific Ry. (Preferred).....	194,666 66	194,666 66	206,347 00
Bell Telephone Co.....	31,921 75	20,000 00	33,400 00
National Trust Co., Limited.....	333,830 00	251,000 00	336,340 00
	<u>\$2,069,105 84</u>	<u>\$1,256,932 99</u>	<u>\$2,168,773 00</u>

SUMMARY.

Government.....	\$ 684,266 94	\$ 705,925 13	\$ 675,427 00
City.....	1,465,931 01	1,444,048 02	1,482,573 00
County.....	202,505 49	196,600 00	214,030 00
Town.....	1,262,033 89	1,234,534 69	1,269,262 00
Township.....	24,698 36	24,513 55	25,468 00
School District.....	61,951 73	58,529 16	64,222 00
Village.....	268,169 51	267,426 51	284,071 00
Railway.....	2,708,702 88	2,716,406 65	2,739,466 00
Miscellaneous.....	2,905,777 35	2,826,074 27	2,911,704 00
Stocks.....	2,069,105 84	1,256,932 99	2,168,773 00
	<u>\$11,653,143 00</u>	<u>\$10,730,990 97</u>	<u>\$11,834,996 00</u>

Total debentures, stocks, &c., carried out at book value.....\$ 11,653,143 00

Cash at head office.....9,674 48

Cash in banks, viz.:—

Bank of Scotland, London, Eng.....	\$ 1,826 53
National Bank of Scotland, London, Eng.....	595 61
Bank of Nova Scotia, Toronto.....	34,126 69
" Montreal.....	40,499 16
Canadian Bank of Commerce, Toronto.....	187,476 46
" " New York.....	22,470 26

286,994 71

Total.....\$ 23,448,968 40

OTHER ASSETS.

Difference between market value and account value of stocks, bonds, &c.....181,853 00

Interest due.....\$ 26,105 38

Interest accrued.....276,775 84

Total carried out.....302,881 22

Rents due.....\$ 5,016 69

Rents accrued.....12,007 40

Total carried out.....17,024 09

Net amount of uncollected and deferred premiums on new business,
\$29,978.67; on renewals, \$524,085.10.....554,063 77

Total assets.....\$ 24,504,790 48

1-2 EDWARD VII., A. 1902

CANADA LIFE—Continued.

LIABILITIES.

Amount computed to cover the net present value of all policies in force...	\$ 20,287,323	
Reserve for reversionary addition and premium reductions	2,446,119	
Reserve for life annuities	114,388	
Total	\$ 22,847,830	
Deduct value of policies reinsured	138,524	
*Net reinsurance reserve	\$ 22,709,306	00
Claims for death losses due and unpaid	\$ 112,078	11
Claims for death losses unadjusted but not resisted	92,921	54
Total		204,999 65
Present value of unpaid instalments of death claims		31,598 00
Reserve on cancelled policies upon which a surrender value may be demanded		38,934 00
Amount of dividends or bonuses to policy-holders due and unpaid		17,166 51
Premiums paid in advance		1,420 34
Investment reserve account		75,000 00
Capital reserve fund		77,659 76
Total liabilities	\$ 23,156,084	26
Surplus on policy-holders' account	\$ 1,348,706	22

INCOME.

Cash received from premiums	\$ 2,432,741	83
Premiums paid by dividends	45,809	73
Cash received for annuities	30,974	40
Total	\$ 2,509,525	96
Deduct premiums paid to other companies for reinsurance	33,274	67
Net premium income	\$ 2,476,251	29
Received for interest and dividends	976,214	18
Profit on sale of securities	31,385	71
Amount received for rent	33,766	05
Total income	\$ 3,517,617	23
Received for calls on capital	560,380	00
Total receipts	\$ 4,077,997	23

*Upon basis of Institute of Actuaries' H.M. Table of Mortality, with $3\frac{1}{2}$ per cent interest for business up to January 1, 1900, and H.M. 3 per cent for business since January 1, 1900. The total reserve as computed by the Department upon the basis of the H.M. Table of Mortality with interest at $4\frac{1}{2}$ for policies and bonuses issued before January 1, 1900, and at H.M. $3\frac{1}{2}$ for policies and bonuses issued after that date, is \$20,144,108.

SESSIONAL PAPER No. 8

CANADA LIFE—Continued.

EXPENDITURE.

Cash paid for death losses (including \$112,180.78 bonus additions)....	\$ 1,165,101 44	
Premium obligations used in payment of same	2,196 59	
Payments on matured instalment policies.....	800 00	
Total amount paid for death claims (of this amount \$132,938.62 accrued in previous years) ..	\$ 1,168,098 03	
Deduct amount received for reinsured death claims.....	5,000 00	
Net amount paid for death claims.....	\$ 1,163,098 03	
Cash paid for matured endowments (including \$27,569.85 bonus additions).....	\$ 204,526 85	
Premium obligations used in payment of same	490 00	
Total paid for matured endowments	205,016 85	
Total net amount paid for death claims and matured endowments.....	\$ 1,368,114 88	
Cash paid to annuitants.....	16,124 18	
Cash paid for surrendered policies.....	102,906 78	
Cash dividends paid to policy-holders.....	\$ 26,987 00	
Cash dividends applied in payment of premiums.....	45,809 73	
Total carried out.....	72,796 73	
Total amount paid to policy holders.....	\$ 1,559,942 57	
Cash paid stockholders for interest or dividends.....	41,118 18	
Commissions, salaries and other expenses of officials.....	462,699 62	
Taxes, licenses, fees or fines.....	32,893 53	
Miscellaneous payments, viz.:—Solicitors' charges, \$4,463.14; travelling expenses of agents and others, \$4,355.50; rents, \$52,100.62; fuel, gas and electric light, \$930.55; stationery, \$7,087.27; printing and advertising, \$12,139.59; books and periodicals, \$804.70; postage and exchange, \$10,440.60; pension capitalization, \$6,322; sundries, including telephones, telegrams, express, freight, guarantee premiums, valuation of policies, office furniture, actuarial reports, \$21,452.87.....	120,096 84	
Total expenditure.....	\$ 2,216,750 74	

SYNOPSIS OF LEDGER ACCOUNTS.

Amount of net ledger assets, December 31, 1900 (\$21,656,051.88, less suspense since adjusted, \$18,329.97).....	\$ 21,637,721 91
Amount of cash income as above (including \$560,380 calls on capital).....	4,077,997 23
Total.....	\$ 25,715,719 14
Amount of expenditure as above.....	\$ 2,216,750 74
Amount transferred from investment reserve account and written off company's office buildings at Toronto, Montreal and Hamilton....	50,000 00
	\$ 2,266,750 74
Balance, net ledger assets, December 31, 1901.....	\$ 23,448,968 40

1-2 EDWARD VII., A. 1902

CANADA LIFE—Continued.

PREMIUM NOTE ACCOUNT.

Premium obligations on hand at December 31, 1900.....	\$	47,122 74
Deductions during the year, viz. :—		
Amount of obligations used in payment of claims.....	\$	2,686 59
“ “ in purchase of surrendered policies.....		29 94
“ “ redeemed in cash.....		931 22
Total deductions.....	\$	3,647 75
Balance, premium obligations at December 31, 1901.....	\$	43,474 99

MISCELLANEOUS.

Number of new policies reported during the year as taken.....	3,238
Amount of said policies.....	\$ 7,078,356 00
Amount of said policies reinsured in other licensed companies in Canada.....	238,161 00
Number of policies become claims during the year.....	580
Amount of said claims.....	1,486,249 36
Less amount reinsured in other licensed companies... ..	11,363 00
Net amount of said claims.....	1,474,886 36
Number of policies in force at date.....	39,047
Amount of said policies.....	\$ 80,740,710 63
Add bonus profits.....	3,664,261 56
Total.....	\$ 84,404,972 19
Deduct amount of said policies reinsured in other licensed companies in Canada (including bonus additions, \$15,213.50).....	770,811 77
Net amount of policies in force at December 31, 1901.....	83,634,160 42
Number of life annuities in force December 31, 1901.....	13
Amount of annual payments thereunder.....	\$ 16,701 89

EXHIBIT OF POLICIES.

<i>Policies in force at beginning of year.</i>	No.	Amount.	No.	Amount.
Whole life.....	29,542	\$ 63,163,076		
Endowment.....	7,754	13,915,624		
Term and all other.....	35	118,112		
Bonus additions.....		3,842,269	37,331	\$ 81,039,081
<i>New policies issued.</i>				
Whole life.....	2,529	\$ 5,617,634		
Endowment.....	1,082	1,962,783		
Term and all other.....	48	180,714		
Old policies revived.....			3,659	\$ 7,761,131
Old policies changed and increased.....			70	154,744
			47	218,922
Total.....			41,107	\$ 89,173,878
Deduct policies decreased or ceased to be in force.....			2,060	4,768,906
<i>Policies in force Dec. 31, 1901.</i>				
Whole life.....	30,661	\$ 65,392,373		
Endowment.....	8,318	15,078,124		
Term and all other.....	68	270,214		
Bonus additions.....		3,664,261	39,047	\$ 84,404,972

SESSIONAL PAPER No. 8

CANADA LIFE—Continued.

DETAILS OF POLICIES TERMINATED, ETC.

	No.	Amount.
Terminated by death.....	465	\$ 1,266,085
" maturity.....	109	204,738
" expiry.....	7	19,904
" surrender.....	262	503,343
" lapse.....	809	1,698,004
" change and decrease.....	47	290,145
Policies not taken.....	361	786,687
Total terminations.....	<u>2,060</u>	<u>\$ 4,768,906</u>

DETAILS OF POLICIES REINSURED.

	No.	Amount.
Whole life.....	83	\$ 664,646
Endowment.....	9	90,952
Bonus additions.....		15,214
Total.....	<u>92</u>	<u>\$770,812</u>

BUSINESS DONE OUTSIDE OF CANADA.

(Included in above Statement.)

ASSETS.

Amount secured by way of loans on real estate by bond or mortgage, first liens.....	\$	134,900 00
Amount of loans secured by bonds, stocks or other marketable collaterals		50,000 00
Amount of loans to policy-holders on the company's policies assigned as collaterals.....		181,974 12
Value in account of stocks; bonds and debentures.....		493,782 19
Cash in banks.....		24,892 40
Total ledger assets.....	\$	<u>885,548 71</u>
Market value of stocks, bonds, &c., over value in account.....		823 81
Interest due.....	\$	1,367 04
Interest accrued.....		12,771 73
Total carried out.....		14,138 77
Net amount of uncollected and deferred premiums, on new business, \$14,933.60; on renewals, \$96,117.15.....		111,050 75
Total assets outside of Canada.....	\$	<u><u>1,011,562 04</u></u>

LIABILITIES.

Amount computed to cover the net present value of policies in force out- side of Canada.....	\$	1,617,069
Reserve for bonus additions and premium reductions.....		81,463
Reserve for life annuities.....		14,288
Total.....	\$	<u>1,712,820</u>
Less value of policies reinsured.....		44,878
Net reinsurance reserve.....	\$	1,667,942 00
Claims for death losses unadjusted but not resisted.....		16,800 00
Surrender values claimable on policies cancelled.....		11,861 00
Amount of dividends to policy-holders due and unpaid.....		608 90
Total liabilities outside of Canada.....	\$	<u><u>1,697,211 90</u></u>

1-2 EDWARD VII., A. 1902

CANADA LIFE—Continued.

PREMIUM INCOME.

Cash received for premiums.....	\$	435,676 71
Premiums paid by dividends.....		1,605 37
Cash received for annuities.....		15,100 00
Total.....	\$	452,382 08
Less premiums paid to other companies for reinsurances.....		16,968 94
Total premium income outside of Canada.....	\$	435,413 14

PAYMENTS TO POLICY-HOLDERS.

Cash paid for death losses.....	\$	53,655 00
Cash paid for matured endowments.....		4,285 85
Cash paid to annuitants.....		1,430 00
Cash paid for surrendered policies.....		6,572 49
Cash dividends paid policy-holders.....	\$	1,292 21
" applied in payment of premiums.....		1,605 37
Total carried out.....		2,897 58
Total payments to policy-holders outside of Canada.....	\$	68,840 92

MISCELLANEOUS.

Number of new policies reported during the year as taken in other countries.....	1,044
Amount of said policies.....	\$ 2,865,816 00
Amount of said policies reinsured in other companies.....	182,092 00
Number of policies become claims.....	26
Amount of said claims.....	69,740 85
Number of policies in force in other countries at date.....	4,363
Amount of said policies.....	\$11,978,702 50
Bonus additions thereon.....	133,126 69
	\$12,111,829 19
Amount of said policies reinsured in other licensed companies in Canada (including \$3,945 bonus additions).....	386,456 99
Net amount in force at December 31, 1901.....	11,725,372 20

Number of life annuities in force outside of Canada.....	2
Annual payments thereunder.....	\$ 1,438 68

SESSIONAL PAPER No. 8

CANADA LIFE—*Concluded.*

EXHIBIT OF POLICIES (BUSINESS OUTSIDE OF CANADA).

<i>Policies in force at beginning of year.</i>	No.	Amount.	No.	Amount.
Whole life.....	2,307	\$ 7,201,549		
Endowment.....	1,177	2,425,650		
Term and all other.....	3	12,000		
Bonus additions.....		131,580		
			3,487	\$ 9,770,779
<i>New policies issued.</i>				
Whole life.....	894	\$ 2,445,015		
Endowment.....	362	761,824		
Term and all other.....	10	31,500		
			1,266	3,238,339
Old policies revived.....			9	37,463
Transfer to foreign branches.....			84	221,397
Total.....			4,846	\$ 13,267,983
Deduct policies transferred or ceased to be in force.....			483	1,156,154
<i>Policies in force Dec. 31, 1901.</i>				
Whole life.....	2,953	\$ 8,971,442		
Endowment.....	1,400	2,978,760		
Term and all other.....	10	28,500		
Bonus additions.....		133,127		
			4,363	\$ 12,111,829

DETAILS OF TERMINATIONS.

	No.	Amount.
Terminated by death.....	22	\$ 66,228
" maturity.....	4	4,286
" surrender.....	22	60,871
" lapse.....	215	512,429
" change and decrease.....		46,018
Policies not taken.....	174	334,130
Policies transferred from foreign branches.....	46	132,193
Total.....	483	\$ 1,156,155

THE COMMERCIAL UNION ASSURANCE COMPANY (LIMITED).

STATEMENT FOR THE YEAR ENDING DECEMBER 31, 1901.

Chairman—W. MIDDLETON CAMPBELL.

Secretary—HENRY MANN.

Principal Office—19 and 20 Cornhill, London, England.

Chief Agent in Canada—JAMES MCGREGOR.

Head Office in Canada—Montreal.

(Incorporated, September 28, 1861. Commenced business in Canada, September 11, 1863.)

CAPITAL.

Amount of capital authorized and subscribed for.....	\$ 12,166,666 67
Amount paid up.....	<u>1,216,666 67</u>

ASSETS IN CANADA.

(Specially Life Department.)

Amount secured by way of loans on real estate in Canada by bond or mortgage—first liens.....	\$ 528,884 97
Amount of loans made to Canadian policy-holders on the company's policies assigned as collaterals (of this amount \$1,491.32 is on policies issued subsequent to March 31, 1878).....	9,310 65
Premium obligations on Canadian policies in force (of this amount \$1,268 is on policies issued subsequent to March 31, 1878).....	4,635 72
Stocks deposited with the Receiver General—	

	Par value.	Market value.
Cape of Good Hope 4 p.c. stock.....	\$ 107,067 00	\$ 112,420 35
Canada 4 per cent stock.....	29,200 00	29,492 00
" 3 ".....	15,573 00	15,573 00
Total par and market values.....	<u>\$ 151,840 00</u>	<u>\$ 157,485 35</u>

Carried out at market value.....	157,485 35
Cash at head office in Canada.....	88 76

Cash in banks, viz. :—

Bank of Montreal, Montreal, current account.....	\$ 998 82
" " special deposit.....	1,000 00

Total cash in banks.....	1,998 82
--------------------------	----------

Interest due.....	\$ 1,916 25
" accrued.....	4,545 57

Total interest.....	6,461 82
---------------------	----------

Gross premiums due and uncollected on Canadian policies in force.....	\$ 3,729 52
Gross deferred premiums on same.....	1,075 73

Total outstanding and deferred premiums.....	\$ 4,805 25
Deduct cost of collection at 10 per cent.....	480 05

Net outstanding and deferred premiums (of this amount \$2,006 is on policies issued subsequent to March 31, 1878).....	<u>4,325 20</u>
--	-----------------

Total assets in Canada.....	<u>\$ 713,191 29</u>
-----------------------------	----------------------

SESSIONAL PAPER No. 8

COMMERCIAL UNION—*Continued.*

LIABILITIES IN CANADA—LIFE DEPARTMENT.

Under policies issued previous to March 31, 1878.

*Amount computed to cover the net reserve or reinsurance value of all outstanding policies in Canada	\$	126,981	06
Reserves for reversionary additions and premium reductions		44,617	59
		<hr/>	
Total net reinsurance reserve	\$	171,598	65
Claims for death losses unadjusted but not resisted (including bonuses, \$244.54)		731	20
		<hr/>	
Total liabilities to said policy-holders in Canada	\$	172,329	85

Under policies issued subsequent to March 31, 1878.

*Amount computed to cover the net reserve on all outstanding policies in Canada	\$	52,628	14
Reserves for reversionary additions and premium reductions		8,618	86
		<hr/>	
Total net liabilities to said policy-holders in Canada	\$	61,247	00
		<hr/>	
Total net liabilities to all policy-holders in Canada	\$	233,576	85

INCOME IN CANADA.

Gross amount of premiums received in cash during the year on life policies in Canada	\$	16,033	47
Premium obligations taken in part payment of premiums		119	09
		<hr/>	
Total premium income	\$	16,152	56
Interest on first mortgage loan (remitted direct to head office)		19,893	83
Interest on policy loans and fines for extension		832	96
Interest on bank deposit		30	07
		<hr/>	
Total income in Canada	\$	36,909	42

EXPENDITURE IN CANADA.

Amount paid on account of death claims (including bonus additions, \$3,444.29)	\$	24,033	08
Cash paid for surrendered policies		343	11
Cash dividends applied in payment of premiums in Canada		119	09
		<hr/>	
Total net amount paid to policy-holders in Canada	\$	24,495	28
Cash paid for commissions, &c.		1,491	13
Taxes in Canada		156	43
Miscellaneous payments, viz.:—Legal charges, \$137.25; insurance superintendence, \$7.86; postage and exchange, \$66.16; printing and stationery, \$6.10; medical fees, \$35		252	37
		<hr/>	
Total expenditure in Canada	\$	26,395	21

*Institute of Actuaries' H Mortality Table, with $4\frac{1}{2}$ per cent interest for policies issued prior to Jan. 1, 1900; and with $3\frac{1}{2}$ per cent interest for policies issued on or after that date.

1-2 EDWARD VII., A. 1902

COMMERCIAL UNION—Continued.

PREMIUM NOTE ACCOUNT.

Premium obligations on hand at commencement of year.....	\$	4,635 72
Total deductions.....		Nil.
Balance—note assets at end of year.....	\$	<u>4,635 72</u>

MISCELLANEOUS.

Number of new policies reported during the year as taken in		
Canada.....	3	
Amount of said policies.....	\$	26,000 00
Number of policies become claims in Canada during the year.....	10	
Amount of said claims (including bonus additions, \$3,683.83).....		24,764 28
Number of policies in force in Canada at date.....	233	
Amount of said policies.....	\$	522,187 83
Bonus additions thereon.....		85,718 67
Total net amount in force at December 31, 1901...		<u>607,906 50</u>

EXHIBIT OF POLICIES (CANADIAN BUSINESS).

In force at beginning of year :

	No.	Amount.	No.	Amount.
Whole life policies.....	222	\$ 501,136 83		
Endowments.....	19	30,670 06		
Term and other.....	2	1,973 33		
Bonus additions.....		89,281 45		
			243	\$ 623,061 67

New policies issued :—

Whole life.....	3	\$ 26,000 00		
Bonus additions.....		251 85		
			3	26,251 85

Deduct terminated.....

	246	\$ 649,313 52
	13	41,407 02

In force at end of year :—

Whole life.....	212	\$ 489,544 44		
Endowments.....	19	30,670 06		
Term and other.....	2	1,973 33		
Bonus additions.....		85,718 67		
			233	\$ 607,906 50

DETAILS OF POLICIES WHICH HAVE CEASED TO BE IN FORCE.

	No.	Amount.
Terminated by death.....	10	\$ 24,612 15
" surrender.....	2	6,000 00
" lapse.....	1	10,000 00
" decrease.....		794 87
Total.....	13	<u>\$ 41,407 02</u>

SESSIONAL PAPER No. 8

COMMERCIAL UNION—*Concluded.*

GENERAL BUSINESS STATEMENT FOR THE YEAR ENDED DECEMBER 31, 1902.

LIFE REVENUE ACCOUNT.

		£	s.	d.			£	s.	d.
Amount of funds at the beginning of year :					Claims under policies (including bonus additions), after deduction of sums reassured.....		145,616	12	11
Life assurance fund	2,310,924	17	7		Endowment assurances matured.....		11,938	10	4
Investment reserve fund.....	21,067	18	4		Surrenders.....		7,323	18	1
New premiums	£ 26,268	13	10		Annuities		4,602	17	4
Renewal premiums....	242,810	9	11		Reduction of premiums by bonus		426	17	7
	£269,079	3	9		Commission		10,202	19	4
Deduct reassurances ..	39,469	9	9		Expenses of management.....		20,666	1	10
				229,609	14	0	254	4	6
Premium for endowment certain.....		37	17	8	Amount of funds at the end of the year :				
Consideration for annuities.	£ 10,858	14	10		Life assurance fund.....	2,445,320	9	11	
Deduct reassurances....	642	0	0		Investment reserve fund.....	21,067	18	4	
				10,216	14	10			
Interest and dividends.....	95,334	10	8						
Fines.....	221	10	6						
Profit on exchange	7	6	7						
				£2,667,420	10	2			
							£2,667,420	10	2

BALANCE SHEET OF THE LIFE DEPARTMENT.

		£	s.	d.			£	s.	d.
Assurance fund.....	2,445,320	9	11	Mortgages on property within the United Kingdom.....	887,265	19	10		
Life investment reserve fund.....	21,067	18	4	Mortgages on property out of the United Kingdom.....	247,306	18	3		
Claims outstanding.....	41,895	1	9	Mortgages on rates raised under Acts of Parliament.....	155,218	19	9		
Reassurance premiums due, but not paid.....	8,403	12	7	Loans upon life interests and reversions.....	261,737	4	3		
Commission due, but not paid.	2,288	12	9	Loans upon personal security.....	21,524	3	0		
Annuities due, but not paid.....	225	8	0	Loans on the company's policies.....	68,250	1	1		
Suspense account.....	2,931	1	9	Reversions purchased.....	73,625	0	0		
Interest received in advance of due dates.....	2,776	12	3	Indian and colonial government securities.....	86,157	0	3		
				Foreign government securities.....	34,258	0	0		
				United States railway bonds.....	153,085	17	9		
				Railway and other debentures and debenture stocks.....	294,433	19	0		
				Railway and other preference stocks and shares.....	93,000	11	4		
				Freehold ground rents	13,400	0	0		
				Life policy purchased.....	1,905	13	11		
				Branch and agency balances.....	43,219	19	7		
				Outstanding premiums.....	16,953	4	1		
				Outstanding interest.....	6,029	19	2		
				Cash—On deposit with the general fund of the company.....	45,917	3	2		
				Cash—With bankers and in hand....	21,619	2	11		
				£2,524,908	17	4			
							£2,524,908	17	4

THE CONFEDERATION LIFE ASSOCIATION.

STATEMENT FOR THE YEAR ENDING DECEMBER 31, 1901.

President—WILLIAM H. BEATTY.

Managing Director and Chief Agent—
J. K. MACDONALD.

Head Office—Toronto.

(Incorporated April 14, 1871, by 34 Vic., cap. 54; amended in 1874 by 37 Vic., cap. 88, and in 1879 by 42 Vic., cap. 72, and in 1890 by 56 Vic., cap. 45.
Commenced business in Canada, October 3, 1871.)

CAPITAL.

Amount of capital authorized and subscribed for.....	\$	1,000,000	00
Amount paid up in cash.....		100,000	00

(For List of Stockholders, see Appendix.)

ASSETS AS PER LEDGER ACCOUNTS.

Value in account of real estate held by the company (including company's buildings in Toronto and Winnipeg).....	\$	1,660,808	52
Amount secured by way of loans on real estate by bond or mortgage, first liens.....		3,228,512	80
Amount of loans secured by bonds, stocks or other marketable collaterals.....		93,623	45

	Par value.	Market value.	Amount of loan.
London and Canadian Loan Co.....	\$ 2,850 00	\$ 2,422 50	\$ 2,028 52
Canada Permanent and Western Canada L. and S. Co.....	14,080 00	17,177 60	13,090 04
Ontario Bank.....	23,766 67	30,183 65	21,598 57
Imperial Bank.....	3,500 00	8,120 00	5,207 96
London and Canadian Loan Co.....	760 00	646 00	386 65
Ontario Industrial Loan Co.....	1,980 00	792 00	740 90
Ontario Industrial Loan Co.....	6,030 00	2,412 00	1,989 28
Ontario Industrial Loan Co.....	5,130 00	2,052 00	1,919 59
Royal Loan Co.....	4,050 00	4,050 00	
Canada Permanent and Western Canada L. and S. Co.....	3,360 00	4,099 20	
London and Canadian Loan Co.....	3,950 00	3,357 50	10,120 96
Manufacturers' Life Insurance Co.....	1,200 00	1,200 00	
Ontario Bank.....	200 00	254 00	
Sun Life Assurance Co.....	600 00	2,400 00	
Dominion Bank.....	12,800 00	30,720 00	26,248 76
Canada Permanent and Western Canada L. and S. Co.....	2,100 00	2,542 00	
Western Assurance Co.....	10,000 00	9,900 00	10,292 22
Total.....	\$ 96,356 67	\$ 122,328 45	\$ 93,623 45

Amount of loans as above on which interest has been overdue for one year or more previous to statement.....\$62,876.78

Amount of loans made in cash to policy-holders on the company's policies assigned as collaterals.....

896,803 37

SESSIONAL PAPER No. 8

CONFEDERATION LIFE—Continued.

Bonds and debentures owned by the company, viz.:—

City—	Par value.	Cost.	Market value.
Winnipeg, Man.....	\$ 75,000 00	\$ 72,899 00	\$ 70,905 00
Kingston, Ont	19,421 86	21,816 20	21,200 00
St. John, N.B	48,500 00	49,326 30	51,185 00
Vancouver, B.C.....	50,000 00	51,953 14	56,000 00
New Westminster, B.C.....	218,000 00	218,000 00	232,369 00
Charlottetown, P.E.I.....	9,500 00	9,899 78	10,000 00
St. Hyacinthe, P.Q.....	3,000 00	3,103 80	3,135 00
Stratford, Ont	5,000 00	5,473 57	5,604 00
Regina, Assa	10,000 00	10,015 00	10,488 00
St. Henri, P.Q	116,000 00	121,386 90	124,440 00
Chatham, Ont.....	40,851 29	40,913 94	41,920 00
Fredericton, N.B.....	9,909 54	9,947 04	10,060 00
London, Ont.....	120,000 00	118,862 00	120,000 00
London West, Ont	5,000 00	5,264 90	5,408 00
Quebec Harbour Commissioners.	75,000 00	75,852 00	76,590 00
	<u>\$ 805,182 69</u>	<u>\$ 814,713 57</u>	<u>\$ 839,304 00</u>

Town—

Carberry, Man.....	\$ 2,608 85	\$ 2,644 85	\$ 2,608 00
Truro, N.S.....	4,500 00	4,680 00	4,770 00
Amherst, N.S.....	9,000 00	9,404 00	9,184 00
Berlin, Ont.....	96,096 23	96,994 23	96,096 00
New Glasgow, N.S.....	37,000 00	37,090 00	39,066 00
Ridgetown, Ont.....	1,167 00	1,167 00	1,200 00
Orillia, Ont.....	4,480 00	5,130 00	4,600 00
Port Arthur, Ont.....	15,000 00	15,806 40	16,587 00
Portage la Prairie, Man.....	62,250 00	58,999 70	62,250 00
Neepawa, Man	20,000 00	19,756 03	21,970 00
Stellarton, N.S.....	2,000 00	2,000 00	2,085 00
Dartmouth, N.S	4,000 00	4,056 00	4,180 00
Lunenburg, N.S.....	1,000 00	1,000 00	1,071 00
Sydney, C.B.....	9,000 00	9,067 00	9,315 00
Toronto Junction, Ont.....	48,750 00	48,532 94	43,875 00
Simcoe, Ont	4,852 91	5,124 41	5,152 00
Campbellton, N.B.....	20,000 00	20,000 00	20,000 00
North Sydney, C.B.....	20,000 00	21,048 00	21,412 00
Chatham, N.B.....	10,000 00	10,160 00	10,240 00
Parrsboro', N.S	25,000 00	25,525 00	25,500 00
Niagara Falls, Ont	19,433 21	23,560 61	22,700 00
Cookshire, Que.....	5,781 76	5,931 76	5,782 00
Arnprior, Ont.....	7,609 11	7,752 59	7,609 00
Windsor, N.S.....	18,000 00	18,778 54	18,320 00
Moncton, N.B.....	7,000 00	7,287 00	7,000 00
Summerside, P.E.I	2,500 00	2,580 00	2,570 00
Woodstock, N.B.....	3,000 00	3,207 00	3,206 00
Annapolis Royal, N.S.....	10,000 00	10,158 00	10,122 00
Pictou, N.S.....	62,000 00	62,000 00	62,000 00
Sarnia, Ont.....	9,410 36	9,410 36	9,410 00
Midland, Ont	3,876 57	4,376 57	4,300 00
Petrolia, Ont	16,826 64	17,572 64	17,449 00
Dundas, Ont.....	3,982 48	3,888 82	3,982 00
Iroquois.....	19,643 40	19,643 40	19,643 00
	<u>\$ 585,768 52</u>	<u>\$ 594,332 85</u>	<u>\$ 595,254 00</u>

County—

Lambton, Ont	\$ 12,436 02	\$ 12,579 02	\$ 12,536 00
--------------------	--------------	--------------	--------------

1-2 EDWARD VII., A. 1902

CONFEDERATION LIFE—*Continued.*Stocks, bonds and debentures owned by the company, viz.:—*Concluded.**Village—*

	Par value.	Cost.	Market value.
Aurora, Ont.....	\$ 14,374 91	\$ 14,074 91	\$ 16,095 00
Markham, Ont.....	1,737 03	1,737 03	1,825 00
Kincardine, Ont.....	3,500 00	3,500 00	3,790 00
Wawanesa, Man.....	3,550 00	3,550 00	3,390 00
Souris, Man.....	7,320 00	7,325 00	7,800 00
Virten, Man.....	3,858 43	3,922 72	4,250 00
Chambly Canton, Que.....	8,857 61	8,857 61	9,200 00
Chambly Basin, Que.....	8,857 61	8,857 61	9,200 00
Drummondville, Que.....	17,340 19	17,340 19	17,800 00
Milltown, N.B.....	30,000 00	30,000 00	31,200 00
Richmond Hill, Ont.....	2,789 62	2,789 62	2,947 00
Brussels, Ont.....	22,200 00	23,178 00	22,880 00
Cowansville, Ont.....	20,000 00	21,406 55	21,046 00
Oil Springs, Ont.....	2,909 27	3,139 27	3,235 00
Milton, N.S.....	9,664 18	9,664 18	9,664 00
Rounthwaite, Man.....	1,105 00	1,145 00	1,150 00
Port Dalhousie, Ont.....	6,281 50	6,281 50	6,281 00
Windsor Mills, Que.....	39,739 19	39,739 19	39,739 00
Wolseley.....	4,750 00	4,871 00	4,750 00
Binscarth, Man.....	3,000 00	3,245 00	3,390 00
Cape Breton, N.S.....	67,000 00	67,268 00	67,000 00
	<u>\$ 278,534 54</u>	<u>\$ 281,892 38</u>	<u>\$ 286,632 00</u>

Township or School Districts—

Rosedale, Man.....	\$ 200 00	\$ 200 00	\$ 200 00
York, Ont.....	728 72	735 88	729 00
Lauder, Man.....	1,380 00	1,380 00	1,540 00
Estevan, Man.....	975 00	975 00	1,075 00
Boissevain, Man.....	9,000 00	9,511 71	8,910 00
Sifton, Man.....	7,100 00	7,766 94	7,750 00
Moosejaw, Assa.....	5,133 31	5,095 79	5,133 00
Broadway.....	2,600 00	2,668 36	2,750 00
South Cypress.....	2,476 62	2,526 89	2,871 00
Oak River, Man.....	3,501 85	3,596 75	3,970 00
Oak Land, Man.....	2,750 00	2,846 30	2,940 00
Wallace, Man.....	2,800 00	2,909 20	2,975 00
Agassiz, B.C.....	5,000 00	5,000 00	5,534 00
Wapella, Assa.....	2,625 00	2,625 00	2,765 00
Griswold, Man.....	2,400 00	2,515 50	2,550 00
Napinka, Man.....	2,400 00	2,509 00	2,570 00
Crystal City, Man.....	5,000 00	5,060 00	5,000 00
Medicine Hat, Assa.....	4,675 00	4,739 00	4,675 00
	<u>\$ 60,745 50</u>	<u>\$ 62,661 32</u>	<u>\$ 63,397 00</u>

Sundry—

Commercial Cable Stock.....	\$ 60,000 00	\$ 101,083 40	\$ 99,000 00
Commercial Cable Bonds.....	25,000 00	25,000 00	25,000 00
Consumers Gas Co. Stock.....	13,700 00	29,720 50	29,450 00
Toronto Hotel Co.....	10,000 00	9,232 00	9,000 00
Bell Telephone Co.....	42,632 80	47,069 80	47,733 00
Toronto Electric Light Co.....	25,000 00	25,000 00	25,000 00
	<u>\$ 176,332 80</u>	<u>\$ 237,105 70</u>	<u>\$ 235,183 00</u>

Recapitulation—

Cities.....	\$ 805,182 69	\$ 814,713 57	\$ 839,304 00
Towns.....	585,768 52	594,332 85	595,254 00
Counties.....	12,436 02	12,579 02	12,536 00
Villages.....	278,534 54	281,892 38	286,632 00
Townships or School Districts.....	60,745 50	62,661 32	63,937 00
Sundry Stocks and Bonds.....	176,332 80	237,105 70	235,183 00
	<u>\$ 1,919,000 07</u>	<u>\$ 2,003,284 84</u>	<u>\$ 2,032,846 00</u>

Carried out at cost value.....	\$ 2,003,284 84
Government 5 per cent stock, par value, and savings bank deposit.....	5,068 60
Cash at head office.....	711 88

SESSIONAL PAPER No. 8

CONFEDERATION LIFE—Continued.

Cash in banks, viz.:—

Bank of Commerce, Vancouver.....	\$ 1,011 57	
" " New Westminster.....	1,083 38	
" " Victoria.....	1,184 68	
Imperial Bank, Winnipeg.....	8,568 36	
Bank of Nova Scotia, Halifax.....	2,532 02	
" " special account.....	590 31	
Ontario Bank, Toronto.....	234 19	
Canadian Bank of Commerce, Toronto.....	27,148 07	
Imperial Bank, Toronto.....	44 94	
" " Brandon—special.....	200 00	
Canadian Bank of Commerce, St. Catharines.....	1,000 00	
" " Berlin.....	98 56	
		43,705 08
Fire premiums.....		5,854 42
Advances to employees.....		2,415 48
Advances for travelling expenses.....		1,895 68
Current accounts.....		11,085 61
Total.....	\$	7,953,769 73

OTHER ASSETS.

Market value of stocks and bonds over cost value.....		29,561 16
Interest due.....	\$ 38,339 48	
" accrued.....	92,715 24	
Total.....		131,054 72
Rents due, \$6,409.90; accrued, \$1,065.07.....		7,474 97
Net amount of uncollected and deferred premiums: on new business, \$23,739.20; on renewals, \$226,481.50.....		250,220 70
Total assets.....	\$	8,372,081 28

LIABILITIES.

*Amount computed to cover the net present value of all policies in force.....	\$ 7,455,228 00	
Reserve for reversionary additions.....	137,151 00	
Reserve for life annuities.....	149,230 00	
Total.....	\$ 7,741,609 00	
Deduct value of policies reinsured in other companies.....	25,979 00	
Total net reinsurance reserve.....	\$	7,715,630 00
Claims for death losses due and unpaid (accrued in previous years).....	\$ 1,600 00	
Claims for death losses unadjusted but not resisted.....	15,936 00	
Claims for death losses unadjusted—proofs received after close of books.....	6,000 00	
†Claims for death losses resisted—in suit.....	7,000 00	
Total outstanding claims for death losses.....		29,936 00
Annuity claims due and unpaid.....		1,400 00
Dividends to policy-holders, due and unpaid.....		72,993 63
Amount of dividends to stockholders due and unpaid.....		7,500 00
Sundry.....		1,666 47
Due on account of general expenses.....		9,007 00
Total liabilities.....	\$	7,838,133 10
Surplus on policy-holders' account.....	\$	533,948 18

*Reserve at $4\frac{1}{2}$ per cent interest on Mortality Table of Institute of Actuaries, G. B., for policies issued prior to December 31, 1895, and at $3\frac{1}{2}$ per cent for policies issued during the years 1896 to 1899, inclusive, and for all annuities, and 3 per cent for policies issued in the years 1900 and 1901. The reserve, according to the Government standard, viz., H. M. Table $4\frac{1}{2}$ per cent interest, and $3\frac{1}{2}$ per cent for policies issued since December 31, 1900, is \$7,579,865.

†Since date of statement this claim has been disallowed by the Supreme Court of Canada.

1-2 EDWARD VII., A. 1902

CONFEDERATION LIFE—*Continued.*

INCOME DURING THE YEAR.

Cash received for premiums	\$	987,042	19
Premiums paid by dividends.....		62,245	19
Cash received for annuities.....		7,064	72
Total	\$	1,056,352	10
Deduct premiums paid to other companies for reinsurance.....		5,032	85
Net premium income.....	\$	1,051,319	25
Received for interest.....		286,369	15
Rents (net).....		48,685	24
Total income.....	\$	1,386,373	64

EXPENDITURE DURING THE YEAR.

Cash paid for death claims.....	\$	280,899	62
Payments on matured instalment policies.....		1,070	00
Total.....	\$	281,969	62
Deduct amount received from other companies for reinsured death claims.....		2,908	00
Net amount paid for death claims.....	\$	279,061	62
Cash paid for matured endowments.....	\$	174,113	00
Net amount paid for death claims and matured endowments	\$	453,174	62
Cash paid to annuitants.....		17,219	73
Cash paid for surrendered policies.....		47,333	69
Cash dividends paid to policy-holders.....		20,523	89
Cash dividends applied in payment of premiums.....		50,720	00
Total paid policy-holders.....	\$	588,971	93
Cash paid to stockholders for interest or dividends.....		15,000	00
Commissions, salaries and other expenses of officials.....		166,844	41
Taxes, licenses, fees or fines		9,809	34
Other expenditure, viz.:—Insurance superintendence, \$502.24; solicitor's fees, \$1,415.45; postage, \$3,738.75; agency expenses, \$1,247.34; medical expenses, \$6,924; general expenses, \$10,518.25; printing and stationery, \$5,151.15; advertising and advertising literature, \$7,763.37; insurance literature, \$520.94; commission on loans, \$1,594.12; office furniture, \$1,692.98; rents, \$14,093.98; commission on mortgage interest, \$54.59.....		55,217	16
Total expenditure	\$	835,842	84

SYNOPSIS OF LEDGER ACCOUNTS.

Amount of net ledger assets December 31, 1900.....	\$	7,401,572	46
Amount of income, as above.....		1,386,373	64
Total	\$	8,787,946	10
Amount of expenditure, as above.....		835,842	84
Balance, net ledger assets, December 31, 1901.....	\$	7,952,103	26

SESSIONAL PAPER No. 8

CONFEDERATION LIFE—Continued.

MISCELLANEOUS.

Number of new policies reported during the year as taken.....	1,974	
Amount of said policies.....		\$ 2,619,697 00
Number of policies become claims during the year (including 110 matured endowments).....	275	
Amount of said claims (including matured endowments, \$173,419)....	\$ 433,178 00	
Amount of above claims reinsured in other companies.....	2,908 00	
Net amount carried out.....		430,270 00
Number of policies in force at date.....	22,803	
Amount of said policies.....	\$ 32,912,017 00	
Bonus additions.....	234,068 00	
Total.....	\$ 33,146,085 00	
Amount of said policies reinsured in other companies (including \$1,252 bonus additions).....	162,785 00	
Net amount of policies in force, December 31, 1901.....		<u>32,983,300 00</u>
Number of life annuities in force at December 31, 1901.....	67	
Amount of annual payments thereunder.....	\$ 17,077 28	

EXHIBIT OF POLICIES.

	No.	Amount.
Policies in force at December 31, 1900.....	22,034	\$ 32,332,908 00
New policies issued.....	2,034	2,692,167 00
Old policies revived.....	96	156,746 00
Total.....	24,164	\$ 35,181,821 00
Deduct policies which have ceased to be in force.....	1,361	2,035,736 00
Outstanding at December 31, 1901 :—		
Whole life policies.....		\$ 20,878,381 00
Endowment policies.....	11,167,436 00	
All other policies.....	872,200 00	
Bonus additions.....	234,068 00	
Total outstanding at December 31, 1901.....	22,803	\$ 33,146,085 00
Policies reinsured.....	33	\$ 162,785 00
Details of policies terminated :—		
1. By death.....	165	\$ 259,759 00
2. By maturity.....	110	173,419 00
3. By expiry.....	107	143,700 00
4. By surrender.....	154	237,556 00
5. By lapse.....	639	860,000 00
6. By change and decrease.....		89,281 00
7. By not being taken.....	186	270,021 00
Total terminated.....	1,361	\$ 2,035,736 00

BUSINESS DONE OUTSIDE OF CANADA.

(Included in above statement.)

ASSETS.

Amount of loans made to policy-holders on the company's policies assigned as collaterals.....	\$ 2,749 60
Net amount of outstanding premiums : on new business, \$125.83 ; on renewals, \$2,060.05.....	2,185 88
Total assets outside of Canada.....	<u>\$ 4,935 48</u>

1-2 EDWARD VII., A. 1902

CONFEDERATION LIFE—*Concluded.*

LIABILITIES.

Net reinsurance reserve.....	\$	63,610 00
Total liabilities outside of Canada.....	\$	<u>63,610 00</u>

PREMIUM INCOME OUTSIDE OF CANADA.

Total cash received for premiums.....	\$	11,483 66
Premiums paid by dividends.....		283 25
Total premium income.....	\$	<u>11,766 91</u>

PAYMENTS TO POLICY-HOLDERS OUTSIDE OF CANADA.

Cash paid for death losses.....	\$	2,000 00
Cash paid for surrendered policies.....		50 15
Cash dividends paid to policy-holders.....		42 84
Cash dividends applied in payment of premiums.....		283 25
Total paid policy holders.....	\$	<u>2,376 24</u>

MISCELLANEOUS.

	No.	Amount.
Number of new policies reported during the year as taken.....	9	
Amount of said policies.....		\$ 8,500 00
Number of policies in force in other countries at date.....	224	
Amount of said policies.....		\$ 264,413 00
Bonus additions.....	555 00	
Net amount in force in other countries at December 31, 1901.....		<u>264,968 00</u>

EXHIBIT OF POLICIES (OUTSIDE OF CANADA.)

	No.	Amount.
Policies in force at beginning of year.....	232	\$ 275,138 00
Policies issued during the year.....	9	8,500 00
Total.....	241	\$ 283,638 00
Deduct policies terminated.....	17	18,670 00
Policies in force at date of statement.....	<u>224</u>	<u>\$ 264,968 00</u>

Details of policies which have ceased to be in force outside of Canada.

	No.	Amount.
Policies terminated by death.....	2	\$ 2,000 00
" transfer.....	2	3,000 00
" surrender.....	2	1,100 00
" lapse.....	11	11,000 00
" change and decrease.....		1,570 00
Total terminated.....	<u>17</u>	<u>\$ 18,670 00</u>

SESSIONAL PAPER No. 8

CONNECTICUT MUTUAL LIFE INSURANCE COMPANY.

STATEMENT FOR THE YEAR ENDING DECEMBER 31, 1901.

President—JACOB L. GREENE.*Secretary*—HERBERT H. WHITE.*Principal Office*—Hartford, Conn., U.S.A.

Chief Agent in Canada—FREDERICK W. EVANS. *Head Office in Canada*—Montreal.
 (Incorporated, June 15, 1846; commenced business, December 15, 1846;
 licensed in Canada, August 1, 1868.)

(No capital.)

ASSETS IN CANADA.

Stocks and bonds on deposit with Receiver General:—

	Par value.	
City of Montreal stock.....	\$ 100,000 00	
Province of Quebec bonds.....	11,500 00	
Carried out at par value.....		<u>\$111,500 00</u>

LIABILITIES IN CANADA.

*Amount estimated to cover the net reserve on all outstanding policies in Canada.....	\$ 600,000 00
Total liabilities in Canada.....	<u>\$ 600,000 00</u>

INCOME IN CANADA.

Amount of premiums received in cash during the year on life policies in Canada.....	\$ 14,206 86
Premiums paid by dividends.....	11,345 86
Total premium income.....	<u>\$ 25,552 72</u>
Amount received for interest or dividends on stock, &c.....	4,575 00
Total income in Canada.....	<u>\$ 30,127 72</u>

EXPENDITURE IN CANADA.

Amount paid during the year on claims in Canada:—

On account of death claims.....	\$ 60,300 00
On account of matured endowments.....	7,838 00
Net amount paid on account of claims (of which \$3,500 accrued in previous years).....	<u>\$ 68,138 00</u>
Cash paid for surrendered policies.....	5,752 00
Cash dividends paid to Canadian policy-holders.....	11,345 86
Total net amount paid to policy-holders.....	<u>\$ 85,235 86</u>
Cash paid for commissions, salaries and other expenses of officials in Canada.....	183 58
Total expenditure in Canada.....	<u>\$ 85,419 44</u>

*Combined Experience Table with 4 per cent interest.

CONNECTICUT MUTUAL LIFE—*Continued.*

MISCELLANEOUS.

Number of policies become claims in Canada during the year.	38	
Amount of said claims.		\$ 68,138 00
Number of policies in force in Canada at date.	569	
Amount of said policies.		<u>1,160,173 00</u>

EXHIBIT OF POLICIES (CANADIAN BUSINESS).

	No.	Amount.
Term and all other policies in force at beginning of year.	619	\$ 1,242,901
Deduct terminated.	50	82,728
In force at end of year.	<u>569</u>	<u>\$ 1,160,173</u>

DETAILS OF TERMINATIONS.

	No.	Amount.
Terminated by death.	28	\$ 60,300
" maturity.	10	7,838
" expiry.	12	14,590
Total.	<u>50</u>	<u>\$ 82,728</u>

GENERAL BUSINESS STATEMENT FOR THE YEAR ENDING DECEMBER 31, 1901.

INCOME DURING THE YEAR.

Total premium income.	\$ 5,109,053 55
Cash received for interest.	2,525,286 66
Cash received for rents.	457,621 10
Discount on claims paid in advance.	1,908 82
Net profit on sales of real estate.	88,603 75
Total income.	<u>\$ 8,182,473 88</u>

DISBURSEMENTS DURING THE YEAR.

Total amount paid for death losses and matured endowments.	\$ 4,638,270 06
Paid to annuitants.	4,224 87
Surrender values paid in cash.	471,775 36
Premium notes, voided by lapse.	426 00
Surrender values applied to pay running premiums.	13,097 05
" " purchase paid-up insurance and annuities.	68,919 04
Dividends paid policy-holders in cash.	206,685 57
" applied to pay running premiums.	1,078,310 67
Commission and bonuses to agents.	402,703 81
Cash paid for salaries and allowances for agencies.	18,500 00
" medical examiners' fees.	23,972 84
Salaries of officers and office employees.	161,013 34
Taxes, licenses and insurance department fees.	385,852 62
Rent.	8,373 68
All other payments and expenditures.	390,788 34
Total disbursements.	<u>\$ 7,872,913 25</u>

SESSIONAL PAPER No. 8

CONNECTICUT MUTUAL LIFE—*Concluded.*

LEDGER ASSETS.

Book value of real estate unencumbered.....	\$ 11,919,575	31
Mortgage loans on real estate, first liens.....	23,551,115	84
Loans secured by bonds, stocks or other collaterals.....	2,300	00
Premium notes on policies in force.....	697,032	91
Book value of bonds and stocks owned.....	25,360,607	61
Cash deposited in banks.....	1,105,970	23
Bills receivable.....	12,981	02
Total net or ledger assets.....	\$ 62,649,582	92

NON-LEDGER ASSETS.

Interest due and accrued.....	900,712	62
Rents due and accrued.....	10,633	28
Market value of bonds or stocks over book value.....	1,374,761	17
Net amount of uncollected and deferred premiums.....	354,470	24
Gross assets.....	\$ 65,290,160	23
Deduct items not admitted.....	12,981	02
Total admitted assets.....	\$ 65,277,179	21

LIABILITIES.

*Net reinsurance reserve.....	\$ 56,748,091	00
Net policy claims.....	221,475	50
Dividends or profits due policy-holders remaining unpaid.....	1,101,498	21
Reserve on lapsed and cancelled policies.....	171,085	00
Premiums paid in advance.....	8,299	11
Surrender values applicable in payment of premiums.....	15,689	80
Total liabilities.....	\$ 58,266,138	62
Gross divisible surplus.....	\$ 7,011,040	59

EXHIBIT OF POLICIES.

Number of new policies issued during the year.....	4,346
Amount of said policies.....	\$ 10,646,508 00
Number of policies terminated during the year.....	3,508
Amount of said policies.....	8,638,060 00
Number of policies in force at end of year.....	69,016
Amount of said policies.....	163,680,144 00

*Actuaries' Table of Mortality, 4 per cent interest.

THE CONTINENTAL LIFE INSURANCE COMPANY.

STATEMENT FOR THE YEAR ENDING DECEMBER 31, 1901.

President—HON. JNO. DRYDEN, M.P.P.
Secretary—CHARLES H. FULLER.

Chief Agent—GEO. B. WOODS.
Principal Office—Toronto.

(Incorporated by letters patent, bearing date October 26, 1899 ; commenced business in Ontario, November 1, 1899 ; Dominion license issued, December 31, 1901.)

CAPITAL.

Amount of joint stock or guarantee capital authorized	\$ 1,500,000 00
Amount subscribed for	893,000 00
Amount paid up in cash	76,933 58

(For List of Shareholders, see Appendix.)

ASSETS.

Amount secured by way of loans on real estate, by bond or mortgage, first liens	\$ 19,375 00
Amount of loans made to policy-holders on the company's policies assigned as collaterals	75 00
Bonds owned by the company, viz.:—	
	Par value.
City of Winnipeg bonds	\$ 27,000 00
Town of Cobourg bonds	10,000 00
Town of Truro, N.S., bonds	10,000 00
County of Carleton, N.B., bonds	8,000 00
Total in deposit with Receiver General	\$ 55,000 00
Atlas Loan Co., bonds	1,300 00
City of Nelson, B.C., bonds	1,000 00
Total par value	\$ 57,300 00
Carried out at book value	57,816 17
Cash at head office	274 83
Cash in banks, viz.:—	
Ontario Bank, deposit receipt	\$ 10,000 00
" " current account	133 44
Atlas Loan Co., St. Thomas, account	290 80
	10,424 24
Total ledger assets	\$ 87,965 24
OTHER ASSETS.	
Agents' advances	2,459 38
Interest due, \$19.50 ; accrued, \$1,180.26	1,199 76
Net amount of outstanding and deferred premiums	14,365 55
Premiums upon capital stock due and unpaid	3,588 18
Total assets	\$ 109,578 11

SESSIONAL PAPER No. 8

CONTINENTAL LIFE—Continued.

LIABILITIES.

Amount computed to cover the net present value of all policies in force..	\$ 85,965 24
Deduct value of policies reinsured in other companies.....	1,160 53
*Net reinsurance reserve	\$ 84,804 71
Net amount of claims for death losses, resisted, in suit.....	2,000 00
Surrender values claimable on cancelled policies, reserves upon which are not included above	234 53
Due on account of general expenses.....	2,868 68
Premiums paid in advance.....	258 83
Balance due Farmers' and Traders'	59 27
Total liabilities.....	\$ 90,226 02
Surplus on policy-holders' account	\$ 19,352 09

INCOME.

Cash received for premiums.....	\$ 54,819 73
Deduct premiums paid for reinsurance	1,626 88
Total net premium income.....	\$ 53,192 85
Amount received for interest, &c.....	3,771 79
Premium upon capital stock	4,265 22
Received for calls on capital.....	14,681 06
Total income.....	\$ 75,910 92

EXPENDITURE.

Net amount paid for death claims	\$ 3,000 00
“ surrendered policies.....	133 00
Total paid to policy-holders	\$ 3,133 00
Cash paid for commission, salaries and other expenses of officials.....	33,035 84
Cash paid for taxes, licenses, fees or fines	644 40
All other expenditure, viz.:—	
Law costs, \$832.27; medical examiners' fees, \$3,632.95; fuel and light, \$35.28; investigation of claims, \$18; interest and ex- change, \$288.31; rents, \$990.27; printing, stationery and advertising, \$2,165.46; postage, telegrams and express, \$594.25; organization expenses, \$3,005.06; sundries, \$647.60	12,209 45
Total expenditure	\$ 49,022 69

MISCELLANEOUS.

Number of new policies reported during the year as taken.....	860
Amount of said policies.....	\$ 1,014,465 00
Amount of said policies reinsured in other licensed companies in Canada	32,000 00
Number of policies become claims during the year.....	2
Amount of said claims	3,000 00
Number of policies in force at date	1,862
Amount of said policies.....	\$ 2,097,246
Amount of said policies reinsured in other licensed companies.....	60,000
Net amount in force December 31, 1901.....	2,037,246 00

*Computed according to the Institute of Actuaries' H^m. Table of Mortality, with interest at $\frac{4}{2}$ per cent for policies issued on or before December 31, 1899; and with interest at $3\frac{1}{2}$ per cent for policies issued subsequent to that date.

1-2 EDWARD VII., A. 1902

CONTINENTAL LIFE—*Concluded.*

SYNOPSIS OF LEDGER ACCOUNTS.

Amount of net ledger assets, December 31, 1900	\$ 54,256 29	
Cash and invested assets taken over January 1, 1901, from Farmers' and Traders'	43,980 61	
Amount of cash income as above	75,910 92	
	<u> </u>	\$ 174,157 82
Amount of expenditure as above	\$ 49,022 69	
Amount paid for Farmers' and Traders' business and assets	37,169 89	
	<u> </u>	86,192 58
Balance, net ledger assets, December 31, 1902	\$	<u><u>87,965 24</u></u>

EXHIBIT OF POLICIES.

In force at beginning of year—	No.	Amount.	No.	Amount.
Whole life policies	384	\$ 482,220		
Endowments	92	104,350		
Term and all other	65	107,500		
		<u> </u>	541	\$ 694,070
Taken over from Farmers' and Traders' Life—				
Whole life	801	\$ 799,000		
Endowments	62	62,500		
Term and all other	41	48,000		
		<u> </u>	904	909,500
New policies issued—				
Whole life	701	\$ 793,411		
Endowments	103	130,705		
Term and all other	70	100,550		
		<u> </u>		
Old policies revived (including 2 endowments for \$1,500)			874	1,024,666
Old policies changed and increased			38	37,000
			<u> </u>	<u> </u>
Deduct terminated			2,357	\$ 2,672,236
			495	574,990
			<u> </u>	<u> </u>
In force at end of year—				
Whole life	1,524	\$ 1,668,991		
Endowments	201	235,705		
Term and all other	137	192,550		
		<u> </u>	1,862	\$ 2,097,246
			<u> </u>	<u> </u>

DETAILS OF TERMINATIONS.

	No.	Amount.
Terminated by death	2	\$ 3,000
Terminated by surrender	11	9,000
Terminated by lapse	475	550,255
Policies decreased		3,500
Policies not taken	7	9,235
	<u> </u>	<u> </u>
Total	495	\$ 574,990

DETAILS OF POLICIES REINSURED.

	No.	Amount.
Whole life	11	\$ 27,000
Endowments	2	24,000
Term and other	3	9,000
	<u> </u>	<u> </u>
Total	16	\$ 60,000

THE CROWN LIFE INSURANCE COMPANY.

STATEMENT FOR THE YEAR ENDING DECEMBER 31, 1901.

President—SIR CHARLES TUPPER.
Managing Director and Chief Agent—
 GEORGE H. ROBERTS.

Secretary—ARTHUR J. HUGHES.
Head Office—Toronto.

(Incorporated, June 14, 1900, by Act 63-64 Victoria, chapter 97. Commenced business, September 10, 1901.)

CAPITAL.

Amount of joint stock capital authorized	\$	1,000,000 00
Amount subscribed for		320,000 00
Amount paid up in cash		75,650 00

(For list of Shareholders, see Appendix.)

ASSETS AS PER LEDGER ACCOUNT.

Securities in deposit with the Receiver General, viz. :—

	Par value.	Book value.
Canada Permanent and Western Canada Mortgage Company's bonds	\$ 25,000 00	\$ 25,000 00
Central Canada Loan and Savings Company's bonds	30,000 00	30,000 00
	<u>\$ 55,000 00</u>	<u>\$ 55,000 00</u>

Carried out at book value	\$	55,000 00
Cash at head office		1,314 05
Cash in banks, viz. :—		

Molsons Bank	\$	115 65
Union Bank		7,286 78
Bank of Commerce		3,522 93
Bank of Nova Scotia		948 09
Merchants Bank, P.E.I.		4,318 78

Agents' ledger balances (secured)		16,192 23
		3,345 60

Total	\$	75,851 88
-----------------	----	-----------

OTHER ASSETS.

Office furniture		854 70
Net amount of outstanding and deferred premiums		4,547 76

Total assets	\$	81,254 34
------------------------	----	-----------

1-2 EDWARD VII., A. 1902

CROWN LIFE—*Concluded.*

LIABILITIES.

† Amount computed to cover the net present value of all policies in force.	\$	7,335 00
Medical fees		67 00
Total liabilities	\$	<u>7,402 00</u>
Surplus on policy-holders' account	\$	<u>73,852 34</u>

INCOME.

Cash received for premiums	\$	5,435 43
Amount received for interest or dividends		1,338 75
Premium on capital stock		18,912 50
Total	\$	<u>25,686 68</u>
Received for calls on capital		75,650 00
Total income	\$	<u>101,336 68</u>

EXPENDITURE.

Cash paid for commission, salaries and other expenses of officials	\$	10,387 47
Cash paid for taxes, licenses, fees or fines		578 75
All other expenditure, viz.:—Advertising, \$983.55; exchange, \$17.10; medical fees, \$326; office supplies, \$1,466.73; postage, telegrams and express, \$336.71; rent and light, \$430.85; insurance publications, \$30.60; commission on stock, \$1,090.87; legal expenses, \$353.84; organizing, \$7,926.48; directors' fees, \$385; office furniture, \$854.70; sundry expenses, \$316.15		14,518 58
Total expenditure	\$	<u>25,484 80</u>

MISCELLANEOUS.

Number of new policies reported during the year as taken	125
Amount of said policies	\$ <u>221,500 00</u>

SYNOPSIS OF LEDGER ACCOUNTS.

Amount of cash income (as above)	\$	101,336 68
Expenditure (as above)		25,484 80
Balance—Net ledger assets, December 31, 1901	\$	<u>75,851 88</u>

EXHIBIT OF POLICIES.

<i>In force at end of year.</i>	No.	Amount.
Whole life policies	82	\$ 121,500 00
Endowments	43	100,000 00
Total	<u>125</u>	<u>\$ 221,500 00</u>

† Based on the Institute of Actuaries' H. M. Table, with interest at 3½ per cent.

THE DOMINION LIFE ASSURANCE COMPANY.

STATEMENT FOR THE YEAR ENDING DECEMBER 31, 1901.

President—JAMES INNES.

Managing Director and Chief Agent—

THOMAS HILLIARD.

Principal Office—Waterloo, Ont.

(Incorporated, March 20, 1889; organized, July 4, 1889. Commenced business in Canada, July 12, 1889.)

CAPITAL.

Amount of joint stock capital authorized.....	\$	1,000,000	00
Amount subscribed for.....		400,000	00
Amount paid up in cash.....		100,000	00

(For List of Stockholders, see Appendix.)

ASSETS AS PER LEDGER ACCOUNTS.

Amount secured by way of loans on real estate, by bond or mortgage, first liens.....	\$	410,928	45
Amount of loans as above on which interest has been overdue for one year or more previous to statement.....	\$	4,000	00
Amount of loans made to policy-holders on the company's policies as- signed as collaterals.....		19,688	10
Stocks and bonds owned by the company, viz.:			

	Par value.	Market value.
Village of West Luther bonds.....	\$ 883 68	\$ 764 71
Village of Acton bonds.....	3,000 00	3,072 00
Town of Sault Ste. Marie bonds.....	8,600 00	8,781 00
Town of St. Catharines bonds.....	10,220 00	10,220 00
Township of Rat Portage bonds.....	4,628 00	4,748 00
" Brantford bonds.....	2,611 00	2,741 00
Village of New Hamburg bonds.....	3,207 55	3,382 55
Township of Flos bonds.....	2,500 00	2,640 00
" Medonte bonds.....	1,036 78	1,036 78
Town of Seaforth bonds.....	3,500 00	3,507 50
Town of Bracebridge bonds.....	5,433 46	5,613 46
Township of Stephen bonds.....	2,400 00	2,490 00
Town of Brandon bonds.....	9,000 00	9,784 00
Harriston debentures.....	19,328 33	19,328 33
Port Arthur debentures.....	15,000 00	15,593 50
Waterloo debentures.....	9,053 76	9,053 76
Edmonton debentures.....	10,000 00	11,300 00
Sudbury debentures.....	9,601 32	10,087 32
Village of Lucan debentures.....	7,000 00	7,113 00
Parry Sound debentures.....	6,110 38	6,110 38

Total par and market values..... \$ 133,114 26 \$ 137,430 29

Carried out at market value.....	137,430	29
Cash at head office.....	194	62

1-2 EDWARD VII., A. 1902

DOMINION LIFE—Continued.

ASSETS—Continued.

Cash in banks, viz. :—

Molsons Bank—account current.....	\$ 2,775 19	
Canadian Bank of Commerce	551 89	
Total.....		\$ 3,327 08
Agents' ledger balances and advances to agents.....		1,206 49
Office furniture.....		975 00
Fire insurance premiums advanced.....		37 73
Total.....	\$	573,787 76

OTHER ASSETS.

Interest due.....	\$ 1,910 17	
Interest accrued.....	12,459 59	
Total carried out.....		14,369 76
Net amount of uncollected and deferred premiums : on new business, \$4,351.67 ; on renewals, \$23,181.41		27,533 08
Total assets.....	\$	615,690 60

LIABILITIES.

Amount computed to cover the net present value of all policies in force...\$	463,892 36	
Reserve for reversionary additions and term reductions.....	11,168 32	
Reserve for life annuities.....	3,213 80	
	\$ 478,274 48	
Deduct value of policies reinsured in other companies.....	1,771 28	
*Net reinsurance reserve.....	\$	476,503 20
Present value of amounts not yet due on matured instalment policies..		3,855 28
Death losses unadjusted, but not resisted.....		3,200 00
Due on account of general expenses.....		500 00
Premiums paid in advance.....		486 44
Total liabilities.....	\$	484,544 92
Surplus on policy-holders' account.....	\$	131,145 68

INCOME DURING THE YEAR.

Cash received for premiums.....	\$	122,110 05
Premium obligations taken in part payment of premiums.....		1,008 25
Total.....	\$	123,118 30
Deduct premiums paid to other companies for reinsurance.....		2,123 69
Net premium income.....	\$	120,994 61
Received for interest or dividends on stocks, &c.....		24,390 83
Total income.....	\$	145,385 44

*Based on Institute of Actuaries' H. M. Table, with 4 per cent interest for policies issued on or before Dec. 31, 1899, and with 3½ per cent interest for policies issued since that date.

SESSIONAL PAPER No. 8

DOMINION LIFE—Continued.

EXPENDITURE DURING THE YEAR.

Cash paid for death claims (\$2,839.09 of which accrued in 1900).....	\$	30,961	00
Cash paid on matured instalment policies.....		300	00
Cash paid to annuitants.....		833	48
Cash paid for surrendered policies.....		175	24
Cash dividends paid to policy-holders.....		45	00
Cash dividends applied in payment of premiums.....		1,008	25
<hr/>			
Total paid to policy-holders.....	\$	33,322	97
Cash paid to stockholders for interest or dividends.....		5,753	81
Cash paid for commissions, salaries and other expenses of officials.....		32,181	02
Taxes, licenses, fees or fines.....		1,533	89
Sundry expenditure, viz.:—Postage, \$348.27; express, \$27.88; travelling expenses, \$1,370.22; bank charges, \$45.73; medical fees, \$1,706.83; advertising, \$639.46; printing and stationery, \$1,075.08; legal expenses, \$37.83; telegraph and telephones, \$66.02; rent, \$350; commission on loans, \$494.35; light, \$25.05; petty expenses, \$97.11; office furniture, \$30.....		6,313	83
<hr/>			
Total expenditure.....	\$	79,105	52
<hr/> <hr/>			

SYNOPSIS OF LEDGER ACCOUNTS.

Amount of net ledger assets at Dec. 31, 1900.....	\$	507,507	84
Amount of cash income as above.....		145,385	44
<hr/>			
Total.....	\$	652,893	28
Deduct expenditure as above.....		79,105	52
<hr/>			
Balance, net ledger assets at Dec. 31, 1901.....	\$	573,787	76
<hr/> <hr/>			

MISCELLANEOUS.

Number of new policies reported during the year as taken in Canada.....	511
Amount of said policies.....	\$ 819,090 00
Amount of said policies reinsured in other licensed companies in Canada.....	19,000 00
Number of policies become claims (including matured endowments) during the year).....	21
Amount of said claims.....	31,961 00
Number of policies in force at date.....	3,303
Amount of said policies.....	\$ 4,414,304 00
Bonus additions thereon.....	7,320 00
<hr/>	
Total.....	\$ 4,421,624 00
Amount of said policies reinsured in other licensed companies in Canada.....	48,000 00
<hr/>	
Net amount in force, December 31, 1901.....	4,373,624 00
Number of life annuities in force at date.....	3
Amount of annual payments thereunder.....	469 58
<hr/> <hr/>	

1-2 EDWARD VII., A. 1902

DOMINION LIFE—*Concluded.*

EXHIBIT OF POLICIES.

Policies in force at December 31, 1900 :—

	No.	Amount.	No.	Amount.
Whole life policies	1182	\$ 1,737,646		
Endowment policies	1,797	2,096,991		
All other policies	8	38,000		
Bonus additions		6,695		
			2,987	\$ 3,879,332

New policies issued :—

Whole life policies	346	\$ 610,200		
Endowment policies	161	201,500		
All other policies	4	6,500		
Bonuses added during the year		890		
			511	819,090

Old policies revived			17	22,000
--------------------------------	--	--	----	--------

Total			3,515	\$ 4,720,422
-----------------	--	--	-------	--------------

Deduct policies which have ceased to be in force			212	298,798
--	--	--	-----	---------

Policies in force at December 31, 1901 :—

Whole life policies	\$1,411	\$2,172,846		
Endowment policies	1,870	2,196,658		
All other policies	12	44,500		
Bonus additions		7,320		
			3,303	\$ 4,421,624

DETAILS OF POLICIES WHICH HAVE CEASED TO BE IN FORCE.

	No.	Amount.
Terminated by death	21	\$ 31,961
" expiry	27	29,000
" surrender	3	9,087
" lapse	161	228,750
Total terminated	212	\$ 298,798

SESSIONAL PAPER No. 8

THE EDINBURGH LIFE ASSURANCE COMPANY.

STATEMENT FOR THE YEAR ENDING DECEMBER 31, 1901.

President—Sir G. G. MONTGOMERY, Bart. | *Manager*—
ARCHIBALD HEWAT, F.F.A., F.I.A.

Principal Office—Edinburgh, Scotland.*Chief Agent in Canada*—JAMES D. HIGGINS. | *Head Office in Canada*—Toronto.

(Established, August 29, 1823. Commenced business in Canada, 1857.)

CAPITAL.

Amount of joint stock capital authorized and subscribed for.....	£500,000 stg. = \$	2,433,333 33
Amount paid up in cash.....	100,000 " =	486,666 67

ASSETS IN CANADA.

Amount of loans made to Canadian policy-holders on the company's policies assigned as collaterals	\$	24,352 82
Stocks and bonds in deposit with the Receiver General:—		
	Par value.	
Cape of Good Hope 4 per cent inscribed stock.....	\$	48,666 67
City of Belleville bonds.....		30,000 00
Town of London East bonds.....		40,000 00
Town of Woodstock.....		42,000 00
Township of Somerville.....		1,000 00
Carried out at par value		161,666 67
Cash in Bank of British North America.....		1,828 62
Interest due.....	\$	372 73
" accrued		464 09
Total carried out.....		836 82
Gross premiums due and uncollected on Canadian policies in force..	\$	58 78
Deduct cost of collection at 7½ per cent.....		4 40
Net outstanding premiums.....		54 38
Total assets in Canada	\$	188,739 31

LIABILITIES IN CANADA.

*Amount estimated to cover the net reserve on all outstanding policies in Canada	\$	110,926 00
Total net liabilities to policy-holders in Canada.....	\$	110,926 00

* Based on the Institute of Actuaries' H^m. Table with 4½ per cent interest.

1-2 EDWARD VII., A. 1902

EDINBURGH LIFE—*Continued.*

INCOME IN CANADA DURING THE YEAR.

Net cash received for premiums.....	\$	4,319 10
Interest on loans on policies.....		1,047 94
Total income in Canada.....	\$	<u>5,367 04</u>

EXPENDITURE IN CANADA.

Net amount paid on account of death claims in Canada (including bonuses, \$13,261.92).....	\$	57,993 01
Net amount paid for endowment claims in Canada (including bonus, \$163.76).....		650 43
Total amount paid to policy-holders in Canada.....	\$	58,643 44
Cash paid for commission, salaries, etc., in Canada.....		365 22
Cash paid for licenses, taxes, fees, or fines in Canada.....		12 45
Solicitors' fees.....		61 24
Total expenditure in Canada.....	\$	<u>59,082 35</u>

MISCELLANEOUS.

Number of policies become claims in Canada during the year.....	7	
Amount of said claims (including bonus additions, \$13,425.69).....	\$	58,643 44
Number of policies in force in Canada at date.....	77	
Amount of said policies.....	\$141,658 22	
Bonus additions thereon.....	38,100 43	
Net amount in force on December 31, 1901.....		<u>179,758 65</u>

EXHIBIT OF POLICIES (CANADIAN BUSINESS).

<i>In force at beginning of year.</i>	No.	Amount.	No.	Amount.
Whole-life policies.....	82	\$ 186,431 58		
Endowments.....	2	1,460 00		
Bonus additions.....		49,435 88		
Bonuses added during the year.....			84	\$ 237,327 46
Deduct terminated.....			7	2,090 23
				<u>59,659 04</u>
<i>In force at end of year.</i>				
Whole-life.....	76	\$ 140,684 89		
Endowments.....	1	973 33		
Bonus additions.....		38,100 43		
			77	<u>\$ 179,758 65</u>

DETAILS OF POLICIES WHICH HAVE CEASED TO BE IN FORCE.

	No.	Amount.
Terminated by death.....	6	\$ 44,731 09
" maturity.....	1	486 67
" decrease.....		1,015 60
Bonuses terminated.....		13,425 68
Total.....	<u>7</u>	<u>\$ 59,659 04</u>

SESSIONAL PAPER No. 8

EDINBURGH LIFE—*Concluded.*GENERAL BUSINESS STATEMENT FOR THE YEAR ENDING DECEMBER 31, 1901.
REVENUE ACCOUNT.

	£	s.	d.		£	s.	d.
Amount of funds at the beginning of the year.....	3,677,944	4	7	Claims under policies (less re-assurances).....	262,834	1	9
Premiums (less reassurances).....	279,209	8	5	Surrenders.....	12,622	0	11
Consideration for annuities granted	44,109	5	0	Annuities (less reassurances).....	40,691	1	2
Interest, dividends and rents.....	139,895	13	0	Commission.....	10,762	10	3
Assignment and other fees.....	123	0	0	Expenses of management.....	29,382	16	7
				Dividends to shareholders.....	9,500	0	0
				Income tax.....	6,113	8	2
				Amount of funds at the end of the year.....	3,769,375	12	2
	<u>£4,141,281</u>	<u>11</u>	<u>0</u>		<u>£4,141,281</u>	<u>11</u>	<u>0</u>

BALANCE SHEET.

LIABILITIES.				ASSETS.			
	£	s.	d.		£	s.	d.
Assurance and annuity fund.....	3,662,466	4	8	Mortgages on property in the United Kingdom, viz.:-			
Paid-up capital.....	100,000	0	0	Real property.....	592,340	7	4
Proprietors' fund.....	6,909	7	6	Life interests and reversions....	281,156	14	10
				Rent charges and annual rents..	111,543	15	1
Total funds, as per revenue account.....	£3,769,375	12	2		£ 985,040	17	3
Claims admitted but not yet paid*.	37,234	8	0	Mortgages on property out of the United Kingdom.....	372,780	4	10
Other sums owing by the company—				Loans on the company's policies...	170,250	8	8
Annuities due not yet paid*....	448	1	3	Loans on security of statutory assessments.....	14,475	1	9
Commission and expenses of management not yet paid*.....	3,370	13	6	Loans on policies with personal security.....	142	19	7
Sums deposited with the company to meet interests, &c....	2,288	14	4	Investments—			
				Municipal securities.....	243,747	17	8
				Colonial and provincial government securities.....	364,733	5	9
				Railway and other debentures and debenture stocks.....	1,044,296	0	5
				Railway and other preference and ordinary stocks.....	217,803	3	3
				Deposits with colonial and other banks.....	7,264	13	1
				House property in Edinburgh, London, Dublin, Glasgow, Manchester, Liverpool, and Bristol (partly occupied as the company's offices).....	172,565	0	7
				Company's own shares (purchased).....	3,444	1	0
				Ground rents and feu duties.....	79,546	1	10
				Life interests (purchased).....	1,297	14	1
				Reversions (purchased).....	34,950	18	8
				Cash in bank—			
				On deposit receipt. £10,000 0 0			
				On current account 4,793 17 6	14,793	17	6
				Policy stamps on hand.....	27	4	0
				Agents' balances (since accounted for).....	39,939	9	4
				Outstanding premiums.....	8,071	4	2
				Outstanding interest due and unpaid at date.....	2,503	0	0
				Outstanding interest accrued but not yet receivable.....	35,244	5	10
	<u>£3,812,717</u>	<u>9</u>	<u>3</u>		<u>£3,812,717</u>	<u>9</u>	<u>3</u>

*These items are included in the corresponding items in the Revenue Account.

EQUITABLE LIFE ASSURANCE SOCIETY OF THE UNITED STATES.

STATEMENT FOR THE YEAR ENDING DECEMBER 31, 1901.

President—JAMES W. ALEXANDER. | *Secretary*—WILLIAM ALEXANDER.*Principal Office*—120 Broadway, New York.*Chief Agent in Canada*—SERGEANT P. STEARNS. | *Head Office in Canada*—Montreal.

(Incorporated, July 26, 1859. Commenced business in Canada about Oct., 1868.)

CAPITAL.

Amount of capital authorized, subscribed for and paid up in cash. . . . \$ 100,000 00

ASSETS IN CANADA.

On deposit with Receiver General :—

	Par value.	Market value.
U. S. bonds, 4 per cent	\$ 475,000 00	\$ 527,250 00
City of Toronto bonds, 4 per cent	292,000 00	309,520 00
" Montreal bonds "	190,000 00	201,400 00
" " 3½ "	250,000 00	245,000 00
" Montreal stock	243,333 33	260,366 00
Province of Quebec bonds	99,766 67	106,749 00
" stock	58,400 00	52,560 00
City of Winnipeg debentures	140,225 00	144,432 00
" St. Henri bonds	125,000 00	131,250 00
" Quebec bonds	35,500 00	36,920 00
Total par and market values.	\$ 1,909,225 00	\$ 2,015,447 00

Carried out at market value. \$ 2,015,447 00

Held by trustees in accordance with the Insurance Act :—

	Par value.	Market value.
Mercantile Trust stock	\$ 642,000 00	\$ 5,467,000 00
St. Paul, Minneapolis and Manitoba 4½ per cent stock	500,000 00	566,250 00

Carried out at market value. 6,023,250 00

Loans made to policy-holders on the company's policies assigned as collaterals (\$229,608.37 belongs to policies issued since March 31, 1878). 247,239 37

Cash in banks in Canada, viz. :—

Dominion Bank, Toronto.	\$ 52,678 62
Merchants Bank, Montreal.	50,694 30

Total 103,372 92

Gross premiums due and uncollected on Canadian policies in force \$ 80,738 36

Gross deferred premiums on same 46,955 38

Total outstanding and deferred premiums \$ 127,693 74

Deduct cost of collection, at 16⅔ per cent 21,282 29

Net outstanding and deferred premiums (estimated). 106,411 45

Total assets in Canada \$ 8,495,720 74

SESSIONAL PAPER No. 8

EQUITABLE LIFE—*Continued.*

LIABILITIES IN CANADA.

Under Policies issued previous to March 31, 1878.

Amount estimated to cover the net reserve or reinsurance value on all outstanding policies in Canada.....	\$	442,376	00
Reserve for reversionary additions and premium reductions		35,909	00
<hr/>			
*Net reinsurance reserve.....	\$	478,285	00
Claims for death losses due and unpaid (including \$21 bonus additions)		4,021	00
Claims for natural endowments due and unpaid (including \$10 bonus additions).....		1,010	00
Dividends or bonuses to Canadian policy-holders due and unpaid.....		619	00
<hr/>			
Total liabilities to said policy-holders in Canada....	\$	483,935	00
<hr/> <hr/>			

Under Policies issued subsequent to March 31, 1878.

Amount estimated to cover the net reserve on all outstanding policies in Canada.....	\$	4,685,465	00
Reserve for reversionary additions and premium reductions.....		34,805	00
Reserve for life annuities.....		43,000	00
<hr/>			
†Net reinsurance reserve.....	\$	4,763,271	00
Present value of amounts not yet due on matured instalment and debenture policies.....		35,134	00
Claims for death losses due and unpaid (including \$250 bonus additions, \$3,110 accrued in previous years).....		31,888	00
Claims for matured endowments due and unpaid (including \$10 bonus additions).....		2,010	00
Dividends or bonuses to Canadian policy-holders due and unpaid		1,162	21
<hr/>			
Total net liabilities to said policy-holders in Canada	\$	4,833,465	21
<hr/>			
Total net liabilities to all policy-holders in Canada	\$	5,317,400	21
<hr/> <hr/>			

INCOME IN CANADA.

Cash received for premiums.....	\$	725,703	12
Premiums paid by dividends.....		11,336	99
Cash received for annuities		10,595	75
<hr/>			
Total net premium income.....	\$	747,635	86
Interest or dividends on stock, &c.....		269,550	75
Interest on overdue premiums.....		532	05
Interest on bank deposit.....		167	89
<hr/>			
Total income in Canada.....	\$	1,017,886	55
<hr/> <hr/>			

*Reserve based on Institute of Actuaries' H^m. Mortality Table, 4½ per cent interest.†Reserve based on Institute of Actuaries' H^m. Mortality Table, 4½ per cent interest for policies issued on and previous to December 31, 1899, and 3½ per cent for policies issued subsequent to that date.

1-2 EDWARD VII., A. 1902

EQUITABLE LIFE—*Continued.*

EXPENDITURE IN CANADA.

Amount paid during the year on claims in Canada, viz. :—		
On account of death claims, including bonus additions, \$2,658.74 (\$31,272.02 accrued in previous years)...	\$300,909	74
Payments on matured instalment policies, and interest on debentures.....	1,275	00
On account of matured endowments (including bonus additions, \$2,194.61).....	75,599	61
Total net amount paid on account of claims.....	\$	377,784 35
Cash paid to annuitants.....		4,859 72
Amount paid for surrendered policies.....		65,056 33
Amount paid for dividends to Canadian policy-holders		57,585 66
Cash dividends applied in payment of premiums in Canada.....		11,336 99
Total net amount paid to policy-holders in Canada...\$		516,623 05
Cash paid for commissions, salaries and other expenses of officials in Canada.....		87,129 90
Cash paid for licenses, taxes, fees or fines.....		6,671 39
Sundry payments, viz. :—Medical examiners, \$5,669; rent, \$2,325.63; postage and exchange, \$1,595.21; advertising, \$748.27; printing and stationery, \$445.68; law expenses, \$13; furniture, \$59.05; sundries, \$1,415.32.....		12,271 16
Total expenditure in Canada.....	\$	622,695 50

MISCELLANEOUS.

Number of new policies reported during the year as taken in Canada	942	
Amount of said policies	\$	1,727,605 00
Number of policies become claims in Canada during the year. . .	163	
Amount of said claims.....		395,866 33
Number of policies in force in Canada at date	9,815	
Amount of said policies.....	\$	21,153,427 00
Bonus additions thereon.....		122,238 00
Net amount in force at December 31, 1901.....		21,275,665 00

EXHIBIT OF POLICIES.

	No.	Amount.
Policies in force at beginning of year in Canada.....	9,503	\$ 20,862,963
Bonus additions thereon.....		139,064
New policies issued	1,193	2,838,253
Bonuses added during the year		15,273
Old policies revived.	17	34,000
Total.....	10,713	\$ 23,889,553
Deduct policies terminated and not taken (including bonus addi- tions, \$32,099)	898	2,613,888
Policies in force at end of year.....	9,815	\$ 21,275,665

SESSIONAL PAPER No. 8

EQUITABLE—Continued.

DETAILS OF POLICIES WHICH HAVE CEASED TO BE IN FORCE.

	No.	Amount.
Policies terminated by death (including bonuses, \$1,908).....	115	\$ 320,630
" maturity (including bonuses, \$2,215).....	48	78,620
" expiry.....	4	10,000
" surrender (including bonuses, \$13,239).....	131	597,489
" lapse (including bonuses, \$300).....	386	740,162
" change and decrease.....		14,437
" not being taken.....	214	1,052,550
Total terminated (including bonuses, \$32,099)....	898	\$ 2,613,888

DETAILS OF POLICIES ISSUED PREVIOUS TO MARCH 31, 1878.

	No.	Amount.
Policies in force at beginning of year (including bonus additions, \$76,175).....	441	\$ 1,031,045
Bonuses added during the year.....		748
Policies terminated (including bonus additions, \$15,854).....	26	66,269
Policies in force at date of statement (including bonus additions, \$61,069).....	415	1,015,524

GENERAL BUSINESS STATEMENT FOR THE YEAR ENDING DECEMBER 31, 1901.

INCOME DURING THE YEAR.

Net premium income.....	\$ 48,712,002	67
Received for interest or dividends and discount on claims paid in ad- vance.....	11,064,018	91
Received for rent.....	2,030,352	47
Ledger assets other than premiums received from other companies for assuming their risks.....	1,693,664	20
Profit and loss.....	874,567	69
Total income.....	\$ 64,374,605	94

DISBURSEMENTS DURING THE YEAR.

Total amount paid for losses and matured endowments.....	\$ 17,512,482	55
Cash paid to annuitants.....	686,250	12
Redemption of instalment bonds.....	10,260	00
Surrender values paid in cash.....	4,215,476	18
Surrender values applied to purchase paid up insurance and annuities .	1,547,633	00
Cash dividends paid to policy-holders.....	2,981,788	21
Dividends applied to purchase paid up additions and annuities.....	760,731	36
Cash paid to stockholders for dividends.....	7,000	00
Commission and bonuses to agents.....	5,568,712	84
Salaries and allowances to managers and agents.....	308,878	00
Medical examiners' fees and inspection of risks.....	476,158	05
Salaries of officers and office employees.....	859,111	90
Commuting renewal commissions.....	833,612	11
Taxes, licenses and insurance department fees.....	770,297	90
Rents.....	448,252	46
General expenses.....	2,204,514	33
Total disbursements.....	\$ 39,191,159	01

1-2 EDWARD VII., A. 1902

EQUITABLE LIFE—*Concluded.*

ASSETS.

Book value of real estate (unencumbered)	\$ 38,293,092	11
Mortgage loans, first liens on real estate	60,755,929	94
Loans secured by pledge of bonds, stock or other collaterals	17,735,800	00
Loans on policies	10,539,551	83
Book value of bonds and stocks owned	159,094,955	00
Funds in trust companies at interest	13,773,577	90
Cash on hand and in banks	6,531,730	60
Agents' balances	566,411	50
Total net or ledger assets	\$307,291,048	88

OTHER ASSETS.

Interest due and accrued on mortgages and collateral loans	256,755	87
Interest accrued on bonds and stocks	2,251,715	00
Rents due and accrued	181,549	59
Market value of bonds and stocks over book value	14,685,879	00
Net amount of uncollected and deferred premiums	6,372,772	00
Total	\$331,039,720	34
Less items not admitted:—agents' balances	566,411	50
Total admitted assets	\$330,473,308	84

LIABILITIES.

*Net reinsurance reserve	\$256,007,493	00
Total value of amounts not yet due on matured instalment policies	756,617	00
Total unsettled claims	2,331,498	77
Unpaid dividends or surplus or other description of profits due policyholders	360,015	51
Liability under debenture bonds	455,054	00
Total liabilities	\$259,910,678	28
Gross divisible surplus	\$ 70,562,630	56

EXHIBIT OF POLICIES.

Number of new policies issued during the year	84,722
Amount of said policies	\$239,696,524 00
Number of policies terminated during the year	50,926
Total amount terminated	183,510,409 00
Number of policies in force at date	409,296
Net amount of said policies	1,179,276,725 00

*Computed according to the Combined Experience Table of Mortality, with 4 per cent interest, the American Experience Table of Mortality, with 3 per cent interest, and the American Experience Table of Mortality, with 3½ per cent interest.

SESSIONAL PAPER No. 8

THE EXCELSIOR LIFE INSURANCE COMPANY.

STATEMENT FOR THE YEAR ENDING DECEMBER 31, 1901.

President—DAVID FASKEN.*Secretary and Chief Agent*—
EDWIN MARSHALL.*Principal Office*—Toronto.

(Incorporated by letters patent bearing the date of August 7, 1889, under 'The Ontario Joint Stock Companies Letters Patent Act'; amended by Orders of the Lieutenant Governor in Council bearing dates December 11, 1889, May 5, 1897 and December 21, 1899. Commenced business in Ontario, October 15, 1890; Dominion license issued, June 23, 1897.)

CAPITAL.

Amount of joint stock or guaranteed capital authorized.....	\$	500,000	00
Amount subscribed.....		350,900	00
Amount paid up in cash.....		52,635	00

(For List of Shareholders, see Appendix.)

ASSETS.

Value of real estate (unencumbered).....	\$	14,400	00
Amount secured by way of loans on real estate, by bond or mortgage, first liens.....		295,911	67
Amount of loans secured by bonds, stocks or other marketable collaterals		300	00
Amount of loans made to policy-holders on company's policies assigned as collaterals.....		27,825	19
Premium obligations on policies in force.....		532	82
Bonds deposited with the Receiver General, viz. :—			

	Par value.	Book value.
Province of New Brunswick bonds.....	\$ 20,000 00	\$ 22,166 38
Town of Brockville bonds.....	17,000 00	17,899 00
City of St. John bonds.....	10,000 00	10,793 82
Town of Collingwood bonds.....	7,000 00	8,027 68

Total par and book values.....	\$ 54,000 00	\$ 58,886 88
--------------------------------	--------------	--------------

Carried out at book value.....	58,886	88
Cash at head office and in transit.....	11,759	19
Cash in Bank of Toronto.....	7,697	00
Bills receivable.....	301	22
Agents' balances.....	3,541	88
Office furniture.....	1,700	00
Shareholders' interest bearing notes.....	264	97
All other ledger assets.....	7,535	79

Total.....	\$	430,656	61
------------	----	---------	----

1-2 EDWARD VII., A. 1902

THE EXCELSIOR LIFE INSURANCE COMPANY—*Continued.*

OTHER ASSETS.

Interest due	\$	819 52	
Interest accrued		4,944 29	
		<hr/>	
Total carried out	\$		5,763 81
Rents due			155 65
Net amount of uncollected and deferred premiums			40,726 91
		<hr/>	
Total assets	\$		477,302 98
		<hr/>	

LIABILITIES.

Amount computed to cover the net present value of all policies in force ..	\$	411,182 21	
Reserve for reversionary additions and premium reductions		3,315 11	
Reserve for life annuities		785 70	
		<hr/>	
Total	\$	415,283 02	
Deduct value of policies reinsured in other companies		15,354 49	
		<hr/>	
*Net reinsurance reserve	\$		399,928 53
Present value of amounts not yet due on matured instalment policies ..			1,421 28
Claims for death losses due and unpaid			3,000 00
Amount of dividends to stockholders due and unpaid			189 10
Due for expenses			871 70
Premiums paid in advance			166 15
Special reserve			6,135 00
		<hr/>	
Total liabilities	\$		411,711 76
		<hr/>	
Surplus on policy-holders' account	\$		65,591 22
		<hr/>	

INCOME DURING THE YEAR

Cash received for premiums	\$	140,606 02	
Premium obligations taken in part payment of premiums		89 06	
Premiums paid by dividends		3,315 11	
		<hr/>	
Total	\$	144,010 19	
Deduct premiums paid to other companies for reinsurance		4,538 68	
		<hr/>	
Net premium income	\$	139,471 51	
Received for interest or dividends on stocks, &c.		19,034 45	
Received for rents		687 15	
		<hr/>	
Total income during the year	\$	159,193 11	
		<hr/>	

* Computed by the department according to the H. M. Table of Mortality of the Institute of Actuaries, with interest at $4\frac{1}{2}$ per cent for policies issued on or before December 31, 1899, and with interest at $3\frac{1}{2}$ per cent for policies issued since that date.

SESSIONAL PAPER No. 8

THE EXCELSIOR LIFE INSURANCE COMPANY—*Continued.*

EXPENDITURE DURING THE YEAR.

Cash paid for death claims (including bonus additions).....	\$	15,128 78
Payments on matured instalment policies.....		122 50
Cash paid for matured endowments (including bonuses).....		914 34
Cash paid to annuitants.....		300 00
Cash paid for surrendered policies.....		2,211 28
Cash dividends paid to policy-holders.....		1,092 70
Cash dividends applied in payment of premiums.....		3,315 11
		<hr/>
Total paid to policy-holders.....	\$	23,084 71
Cash paid to stockholders for interest or dividends.....		2,969 00
Cash paid for commissions, salaries or other expenses of officials.....		38,611 07
Taxes, licenses, fees or fines.....		1,856 02
		<hr/>
Sundry expenditure, viz. :—		
Rent, gas, &c., \$819.80 ; agency expenses, \$1,843.14 ; printing and stationery, \$846.70 ; advertising, \$1,225.15 ; postage, telegrams and express, \$1,086.61 ; miscellaneous, \$445.08 ; commission on loans, \$864.12 ; medical fees, \$3,694.11 ; legal expenses, \$269.88 ; office furniture, \$289 ; written off agents' advances and other accounts, \$1,707.78		13,091 37
Total expenditure.....	\$	79,612 17

SYNOPSIS OF LEDGER ACCOUNTS.

Amount of net ledger assets at Dec. 31, 1900.....	\$	351,378 79
Amount of cash income as above.....		159,193 11
		<hr/>
Total.....	\$	510,571 90
		<hr/>
Amount of expenditure as above.....	\$	79,612 17
Amount written off ledger value of bonds and debentures.....		303 12
		<hr/>
Total.....		79,915 29
		<hr/>
Balance, net ledger assets at Dec. 31, 1901.....	\$	430,656 61

PREMIUM NOTE ACCOUNT.

Premium obligations on hand at commencement of year.....	\$	566 71
" " received during the year.....		89 06
		<hr/>
Total.....	\$	655 77
		<hr/>
Deductions during the year, viz. :—		
Amount of obligations voided by lapse.....	\$	122 95
" " used in payment of claims.....		Nil.
		<hr/>
Total deductions.....		122 95
		<hr/>
Balance, note assets at end of year.....	\$	532 82

1-2 EDWARD VII., A. 1902

THE EXCELSIOR LIFE INSURANCE COMPANY—*Continued.*

MISCELLANEOUS.

Number of policies reported as taken during the year in Canada...	883	
Amount of said policies.....		\$ 982,099 50
Amount of said policies reinsured in other licensed companies.....		11,200 00
Number of policies become claims during the year.....	37	
Amount of said claims.....		17,627 00
Number of policies in force in Canada at date.....	5,080	
Amount of said policies.....	\$ 4,375,540 15	
Bonus additions thereon	3,261 75	
Total.....	\$ 4,378,801 90	
Amount of said policies reinsured in other licensed companies.....	151,052 00	
Net amount in force at December 31, 1901.....		4,227,749 90
Number of life annuities in force at date.....	2	
Amount of annual payments thereunder.....		300 00

EXHIBIT OF POLICIES.

	No.	Amount.
Policies in force at December 31, 1900.....	4,901	\$ 3,944,297 15
New policies issued.....	883	987,915 50
Old policies revived.....	205	41,409 00
Old, changed and increased.....		7,392 00
Total.....	5,989	\$ 4,981,013 65
Deduct policies which have ceased to be in force.....	909	602,211 75

Policies in force at December 31, 1901 :—

	No.	Amount.
Whole life policies.....	3,067	\$2,668,163 50
Endowment policies.....	1,840	1,463,696 65
All other policies.....	173	243,680 00
Bonus additions.....		3,261 75
	5,080	\$ 4,378,801 90

Policies reinsured.....\$ 151,052 00

DETAILS OF POLICIES TERMINATED DURING THE YEAR 1901.

	No.	Amount.
1. By death.....	35	\$ 17,627 00
2. By maturity.....	2	2,000 00
3. By surrender.....	36	48,100 00
4. By lapse.....	817	489,579 75
5. By change or decrease.....		12,905 00
6. By not being taken.....	19	32,000 00
Total terminated.....	909	\$ 602,211 75

SESSIONAL PAPER No. 8

THE EXCELSIOR LIFE INSURANCE COMPANY—*Concluded.*

INDUSTRIAL POLICIES.

NUMBER of policies and amounts assured at December 31, 1901, at ages grouped as under.

	5 years and under.		6 to 10 years, inclusive.		All other ages.	
	Number of Policies.	Amount Insured.	Number of Policies.	Amount Insured.	Number of Policies.	Amount Insured.
		\$ cts.		\$ cts.		\$ cts.
Life	74	2,012 00	80	6,633 00	776	124,591 00
Endowment.....	175	5,049 00	121	7,153 00	258	31,220 50
Totals.....	249	7,061 00	201	13,786 00	1,034	155,811 50

NUMBER and amount of claims paid during 1901, at ages grouped as under.

	5 years and under.		6 to 10 years, inclusive.		All other ages.	
	Number of Policies.	Amount Insured.	Number of Policies.	Amount Insured.	Number of Policies.	Amount Insured.
		\$ cts.		\$ cts.		\$ cts.
Life	2	48 75	15	2,587 00
Endowment.. ..	2	57 00	3	120 25	1	80 00
Totals.....	4	105 75	3	120 25	16	2,667 00

THE FEDERAL LIFE ASSURANCE COMPANY OF CANADA.

STATEMENT FOR THE YEAR ENDING DECEMBER 31, 1901.

President—JAS. H. BEATTY.

Chief Agent and Managing Director—
DAVID DEXTER.

Head Office—Hamilton, Ontario.

(Incorporated December 21, 1874, by Act 38 Vic., cap. 68 (Ontario); amended in 1875 by 39 Vic., cap. 1 (Ontario). Organized, February, 1882. Incorporated in 1898 by an Act of the Parliament of Canada, 61 Vic., cap. 113. Commenced business in Canada, June, 1882.)

CAPITAL.

Amount of joint stock capital authorized and subscribed for.....	\$ 1,000,000 00
Amount paid up in cash.....	<u>130,000 00</u>

(For List of Shareholders, see Appendix.)

ASSETS AS PER LEDGER ACCOUNTS.

Value of real estate (unencumbered).....	\$ 34,168 58
Amount secured by way of loans on real estate, by bond or mortgage, first liens.....	618,140 09
Amount of loans secured by bonds, stocks or other marketable collaterals.....	<u>4,000 00</u>

Viz., on shares of:

	Par value.	Market value.	Amount loaned.
Landed Banking and Loan Co.....	\$ 1,000	\$ 1,150	\$ 1,000
Hamilton Provident and Loan Co.....	5,000	5,750	3,000
Total.....	<u>\$ 6,000</u>	<u>\$ 6,900</u>	<u>\$ 4,000</u>

(Amount of loans as above on which interest has been due for one year or more previous to statement, \$5,275.)

Amount of loans made to policy-holders on the company's policies assigned as collaterals.....	240,747 78
Premium obligations on policies in force.....	<u>558 97</u>

SESSIONAL PAPER No. 8

FEDERAL LIFE—Continued.

ASSETS—Concluded.

Stocks and bonds owned by the company, viz. :—

	Par value.	Market value.
*St. Thomas debentures.....	\$ 11,806 00	\$ 12,395 91
*Gananoque.....	5,000 00	5,211 74
*Canadian Pacific Railway bonds.....	10,000 00	11,673 24
*Eldon debentures.....	10,000 00	10,188 65
*Seaforth.....	12,500 00	13,596 53
*Clinton.....	2,500 00	2,712 77
*Pembroke.....	4,084 15	6,467 42
Pembroke.....	1,897 40	
Landed Banking and Loan Company.....	50,000 00	50,000 00
Ottawa Electric Company.....	23,000 00	26,256 12
Toronto Electric Light Company.....	25,000 00	26,476 37
Toronto Railway Company.....	24,333 33	26,478 01
Bell Telephone Co. of Canada.....	75,000 00	86,591 58
City of Winnipeg.....	20,000 00	20,000 00
Winnipeg Electric Street Railway Co.....	20,000 00	23,124 50
Total par and market values.....	\$ 295,120 88	\$ 321,172 84

Carried out at value in account \$ 311,452 59
Cash at head office 602 69

Cash in banks, viz. :

Bank of Hamilton, Hamilton, current account.....	\$ 59,549 03
" " deposit ".....	3,901 08
" Toronto.....	531 85
Traders' Bank.....	11,962 06
Hamilton Provident and Loan Society.....	1,823 00

Total 77,767 02

Agents' ledger balances 1,784 41
Advance to agents, to be repaid from commissions 3,112 47
Fire insurance premiums paid on account of mortgagors 1,551 56
Total \$ 1,293,886 16

OTHER ASSETS.

Market value of bonds, stocks and real estate over value in account 15,051 67
Interest due \$ 9,070 57
 " accrued 14,084 18
Total carried out 23,154 75
Office furniture 3,589 83
Net amount of uncollected and deferred premiums on new business,
 \$27,429.11 ; on renewals, \$92,019.06 119,448 17
Total assets \$ 1,455,130 58

*Deposited with Receiver General.

1-2 EDWARD VII., A. 1902

FEDERAL LIFE—*Continued.*

LIABILITIES.

Amount computed to cover the net present value of all policies in force.....	\$	1,247,584	56
Reserve for reversionary additions and premium reductions.....		9,440	58
Reserve for life annuities.....		17,221	13
Total.....	\$	1,274,246	27
Deduct value of policies reinsured in other companies.....		9,749	38
* Net reinsurance reserve.....	\$	1,264,496	89
Present value of amounts not yet due on matured instalment policies..		11,230	25
Claims for death losses unadjusted but not resisted.....		14,100	00
Annuity claims due and unpaid.....		250	00
Amount of dividends or bonuses to policy-holders due and unpaid....		201	64
Liens upon policies in excess of the reserves thereon.....		5,776	16
Total liabilities.....	\$	1,296,054	94
Surplus on policy-holders' account.....	\$	159,075	64

INCOME DURING THE YEAR.

Cash received for premiums.....	\$	416,943	57
Premium obligations taken in part payment of premiums.....		6,577	64
Premiums paid by dividends.....		15,982	84
Total.....	\$	439,504	05
Deduct amount paid to other companies for reinsurance.....		11,298	35
Net premium income.....	\$	428,205	70
Received for interest.....		54,868	84
Received for rents.....		1,730	00
Total.....	\$	484,804	54
Received for calls on capital.....		7,715	00
Total income.....	\$	492,519	54

*Based on the H^M. Table of Mortality with interest at 4½ per cent for policies issued on or before December 31, 1899; and with interest at 3½ and 3 per cent for policies issued since that date. The guaranteed security business forming nearly one-half the total issues since June, 1896, are valued upon the H^M. 4 and H^M. 3 per cent basis.

SESSIONAL PAPER No. 8

FEDERAL LIFE—*Continued.*

EXPENDITURE DURING THE YEAR.

Cash paid for death losses (\$25,876.95 of which accrued in previous years).....	\$141,264 25	
Payments on matured instalment policies	400 00	
Total.....	\$ 141,664 25	
Deduct amount received from other companies for reinsured death claims.....	12,500 00	
Net amount paid for death claims.....	\$	129,164 25
Cash paid for matured endowments.....		2,000 00
Cash paid to annuitants.....		2,145 67
Cash paid for surrendered policies.....		18,977 05
Cash dividends paid policy-holders.....		9,444 58
Dividends applied in payment of premiums.....		5,211 28
Dividends applied in payment of premiums (Homan's plan policies)....		15,982 84
Total paid to policy-holders.....	\$	182,925 67
Cash paid to stockholders for dividends.....		7,280 00
Taxes, licenses, fees or fines.....		5,139 79
Cash paid for commissions, salaries and other expenses of officials....		111,973 53
Miscellaneous payments, viz.:—Medical fees, \$6,211.50 ; printing, advertising and stationery, \$6,287.62 ; postage, \$1,343.87 ; exchange, \$327.12 ; legal expenses, \$1,017.81 ; rent and taxes, \$3,732.53 ; commission on loans, \$270.10 ; fuel, light, express, telegrams, &c., \$2,916.31 ; furniture, \$495.42 ; insurance books, \$31.81.....		22,634 09
Total expenditure.....	\$	329,953 08

PREMIUM NOTE ACCOUNT.

Premium obligations on hand at commencement of year.....	\$	462 78
“ received during the year.....		96 19
Total note assets at end of year.....	\$	558 97

SYNOPSIS OF LEDGER ACCOUNTS.

Amount of net ledger assets at December 31, 1900.....	\$	1,132,132 44
Amount of cash income as above.....		492,519 54
Total	\$	1,624,651 98
Amount of expenditure as above.....	\$	329,953 08
Amount written off ledger assets (not included in expenditure).....		812 74
Total.....		330,765 82
Net ledger assets, Dec. 31, 1901.....	\$	1,293,886 16

1-2 EDWARD VII., A. 1902

FEDERAL LIFE—Continued.

MISCELLANEOUS.

Number of new policies reported during the year as taken.....	1,635	
Amount of said policies.....	\$ 2,282,503	50
“ “ reinsured in other licensed companies.....	69,500	00
Number of policies become claims during the year.....	63	
Amount of said claims (including matured endowments).....	130,045	00
“ above claims reinsured in other licensed companies.....	5,000	00
Number of policies in force at date.....	8,674	
Amount of said policies.....	\$ 13,058,147	09
Bonus additions thereon.....	630	52
Total.....	\$ 13,058,777	61
Amount of said policies reinsured in other licensed companies.....	434,964	00
Net amount in force at December 31, 1901.....	12,623,813	61
Number of life annuities in force at December 31, 1901.....	7	
Amount of annual payments thereunder.....	2,395	67

EXHIBIT OF POLICIES.

In force at beginning of year:—

	No.	Amount.	No.	Amount.
Whole life policies.....	5,892	\$ 8,203,672		
Endowment assurances.....	900	1,247,685		
All other policies.....	1,182	2,724,295		
Bonus additions.....		630		
			7,974	\$12,176,282

New policies issued:—

Whole life policies.....	1,271	1,857,979		
Endowment assurances.....	396	456,297		
All other policies.....	33	70,700		
			1,700	2,384,976

Old policies changed and increased:—

Life.....	4	793		
Totals.....	9,678	\$ 14,562,051		

Deduct policies terminated..... 1,004 1,503,273

In force at end of year:—

Whole life policies.....	6,398	8,935,352		
Endowment assurances.....	1,154	1,518,095		
All other policies.....	1,122	2,604,700		
Bonus additions.....		631		
			8,674	\$ 13,058,778

SESSIONAL PAPER No. 8

FEDERAL LIFE—*Concluded.*

DETAILS OF POLICIES WHICH HAVE CEASED TO BE IN FORCE.

	No.	Amount.
Terminated by death.....	61	\$ 128,045
“ maturity.....	2	2,000
“ expiry.....	24	57,500
“ surrender.....	51	93,005
“ lapse.....	801	1,086,292
“ change and decrease.....		33,166
“ not taken.....	65	103,265
Total.....	<u>1,004</u>	<u>\$ 1,503,273</u>

DETAILS OF POLICIES REINSURED.

	No.	Amount.
Whole life.....	27	\$ 86,964
Endowments.....	1	3,000
All other policies.....	105	345,000
Total.....	<u>133</u>	<u>\$ 434,964</u>

THE GERMANIA LIFE INSURANCE COMPANY.

STATEMENT FOR THE YEAR ENDING DECEMBER 31, 1901.

President—CORNELIUS DOREMUS.*Secretary*—HUBERT CILLIS.*Principal Office*—20 Nassau Street, New York.*Chief Agent in Canada*—

C. R. G. JOHNSON.

Head Office in Canada—

1723 Notre Dame Street, Montreal.

(Incorporated, April 10, 1860. Commenced business in Canada, November, 1887.)

CAPITAL.

Amount of capital authorized, subscribed for and paid up in cash . . . \$ 200,000 00

ASSETS IN CANADA.

Amount of loans made to Canadian policy-holders on the company's policies assigned as collaterals. \$ 5,090 00

Bonds owned by the company and held by the Receiver General, viz. :—

	Par value.	Market value.
Canada 4 per cent bonds.	\$ 50,000 00	\$ 50,000 00
Montreal Harbour bonds	25,000 00	26,000 00
Côte St. Antoine bonds.	25,000 00	26,000 00
City of Victoria, B.C., bonds.	25,000 00	26,000 00
Total par and market values.	<u>\$125,000 00</u>	<u>\$128,000 00</u>

Carried out at market value. 128,000 00

Interest accrued. 279 58

Gross premiums due and uncollected on Canadian policies in

force \$ 248 19

Gross deferred premiums on same. 404 77

Total outstanding and deferred premiums. \$ 652 96

Deduct cost of collection at 20 per cent. 130 59

Net outstanding and deferred premiums. 522 37Total assets in Canada. \$ 133,891 95

SESSIONAL PAPER No. 8

GERMANIA LIFE—*Continued.*

LIABILITIES IN CANADA.

Amount computed to cover the net present value of all Canadian policies in force.....	\$	103,710 00
Reserves for reversionary additions and premium reductions.....		991 00
*Total reserve.....	\$	104,701 00
Claims for matured endowments due and unpaid.....		1,500 00
Total liabilities in Canada.....	\$	106,201 00

INCOME IN CANADA.

Cash received for premiums.....	\$	8,885 95
Premiums paid by dividends.....		24 34
Total premium income.....	\$	8,910 29
Received for interest or dividends.....		4,500 00
Interest on policy loans.....		264 17
Total income in Canada.....	\$	13,674 46

EXPENDITURE IN CANADA.

Cash paid for death claims.....	\$	13,664 37
Cash paid for surrendered policies.....		590 00
Cash dividends applied in payment of premiums in Canada.....		24 34
Total net amount paid policy-holders in Canada.....	\$	14,278 71
Commission, salaries and other expenses of officials in Canada.....		50 00
Taxes, licenses, fees or fines.....		4 29
Total expenditure in Canada.....	\$	14,333 00

MISCELLANEOUS.

Number of policies become claims in Canada during the year.....	4
Amount of said claims.....	\$ 13,664 00
Number of policies in force in Canada at date.....	117
Amount of said policies.....	\$ 212,259 00
Bonus additions thereon.....	1,352 00
Net amount in force at December 31, 1901.....	213,611 00

*Actuaries' 4 per cent table.

1-2 EDWARD VII., A. 1902

GERMANIA LIFE—*Continued.*

EXHIBIT OF POLICIES.

In force at beginning of year:—

	No.	Amount.	No.	Amount.
Whole life	41	\$ 60,758 00		
Endowments.....	80	168,451 00		
Bonus additions.....	..	1,426 00		
			121	\$ 230,635 00
Increase through change of residence.....			1	150 00
Bonuses added.....			..	90 00
			122	\$ 230,875 00
Deduct terminated.....			5	17,264 00

In force December 31, 1901:—

Whole life.....	40	\$ 54,158 00		
Endowments.....	77	158,101 00		
Bonus additions.....	..	1,352 00		
			117	\$ 213,611 00

DETAILS OF TERMINATIONS.

Policies terminated by death.....	3	\$ 12,164 00
“ “ maturity.....	1	1,500 00
“ “ surrender.....	1	2,000 00
“ “ change and decrease.....	..	1,600 00
Total.....	5	\$ 17,264 00

GENERAL BUSINESS STATEMENT FOR THE YEAR ENDING DECEMBER 31, 1901.

INCOME DURING THE YEAR 1901.

Total premium income.....	\$ 3,595,162 12
Interest.....	1,133,124 71
Received for rents.....	190,934 90
Policy fees.....	1,835 09
Sale of securities.....	10,322 50
Total income.....	\$ 4,931,379 32

DISBURSEMENTS DURING THE YEAR 1901.

Total amount paid for losses and matured endowments.....	\$ 2,080,752 10
Cash paid to annuitants.....	28,383 15
Surrender values paid in cash.....	196,875 66
Surrender values applied to purchase paid-up insurance and annuities.....	126,173 56
Dividends paid policy-holders in cash on paid-up policies.....	25,719 82
Dividends of 1901 applied to pay running premiums due in 1901.....	131,938 75
Dividends applied to purchase paid-up additions and annuities.....	50,476 94
Paid to stockholders for interest and dividends.....	24,000 00
Commission and bonuses to agents.....	389,499 48
Salaries and allowances to managers and agents.....	184,569 10
Medical examiners' fees.....	32,460 10
Salaries of officers and office employees.....	105,253 04
Taxes, licenses and insurance department fees.....	66,156 25
Rents.....	27,760 00
Commuting commissions.....	202 54
General expenses.....	158,556 13
Total disbursements.....	\$ 3,628,776 62

SESSIONAL PAPER No. 8

GERMANIA LIFE—*Concluded.*

ASSETS.

Cost value of real estate exclusive of all encumbrances.....	\$	3,235,644	62
Mortgage loans, first liens on real estate.....		14,223,511	00
Loans made to policy-holders on the company's policies assigned as collaterals.....		1,475,611	35
Cost value of bonds and stocks owned.....		8,258,123	35
Cash in hand and in banks.....		561,557	13
Total net or ledger assets.....	\$	27,754,447	45

OTHER ASSETS.

Interest due and accrued.....		314,391	51
Rents due and accrued.....		6,020	00
Market value of bonds and stocks over cost.....		219,719	50
Net amount of uncollected and deferred premiums.....		505,378	12
Total ledger assets.....	\$	28,799,956	58
Deduct depreciation from above ledger assets to bring same to market value.....		9,146	23
Total admitted assets.....	\$	28,790,810	35

LIABILITIES.

* Net reinsurance reserve.....	\$	24,671,869	00
Total unsettled claims.....		139,426	80
Unpaid dividends or surplus or other description of profits due policy- holders.....		40,859	35
Premiums paid in advance.....		10,507	08
Reserve on cancelled policies upon which surrender value may be demanded.....		8,036	27
Extra reserve for absolute, dividend tontine, war and world policies....		86,700	97
Total liabilities on policy-holders' account.....	\$	24,957,399	47
Capital stock paid up.....		200,000	00
Gross divisible surplus (surplus accumulated on deferred dividend policies, \$914,432.49; on other policies, \$2,718,978.39).....		3,633,410	88

EXHIBIT OF POLICIES.

Number of new policies issued during the year.....	5,840
Amount of said policies.....	\$ 10,290,049 00
Number of policies terminated during the year.....	3,839
Total amount terminated.....	6,505,244 00
Number of policies in force at December 31, 1901.....	51,170
Net amount of said policies.....	85,392,994 00

* Based on Actuaries' Table of Mortality with 4 per cent interest for policies issued prior to January 1st, 1901.

The American Experience Table of Mortality with 3½ per cent and 3 per cent interest respectively for policies issued after that date.

GREAT WEST LIFE ASSURANCE COMPANY.

STATEMENT FOR THE YEAR ENDING DECEMBER 31, 1901.

President—ALEX. MACDONALD.
 Chief Agent and Managing Director—
 J. H. BROCK.

Secretary—A. JARDINE.
 Principal Office—Winnipeg, Man.

(Incorporated, August 28, 1891, by 54-55 Vic., cap. 115. Commenced business in Canada, August 18, 1892.)

CAPITAL.

Amount of joint stock capital authorized and subscribed for.....\$	400,000 00
“ “ amount paid up in cash.....	100,000 00

(For List of Shareholders, see Appendix.)

ASSETS AS PER LEDGER ACCOUNTS.

Value of real estate (less encumbrances) owned by the company.....\$	24,917 94
Amount secured by way of loans on real estate, by bond or mortgage, first liens.....	867,417 92
Amount of loans secured by bonds, stocks or other marketable collaterals	875 00
Amount of loans as above on which interest has been overdue for one year or more previous to statement..... \$13,600 00	
Amount of loans to policy-holders on the company's policies assigned as collaterals.....	66,261 05

Stocks and bonds owned by the company:—

	Par value.	Market value.	Ledger value.
* City of Winnipeg debentures..... \$	56,000 00	\$ 61,000 00	\$ 58,520 00
Eckhart School debentures.....	100 00	101 00	101 00
Nose Creek School debentures.....	300 00	301 00	301 00
Kimberley School debentures.....	195 00	196 00	196 00
Castleton School debentures.....	420 00	425 00	425 00
Woodside School debentures.....	350 00	377 00	377 00
Yellow Grass School debentures.....	630 00	630 00	630 00
Village of Dauphin debentures.....	6,000 00	6,000 00	6,000 00
Dufresne School debentures.....	810 00	816 00	816 00
West Dalesboro School debentures...	600 00	605 25	605 25
Village of Olds debentures.	1,000 00	1,008 00	1,008 00
Village of Wetaskiwin debentures ...	1,000 00	1,052 50	1,052 50
Richard School debentures.....	2,500 00	2,540 65	2,540 65
Ranesan School debentures.....	1,500 00	1,500 00	1,500 00
Total values.	\$ 71,405 00	\$ 76,552 40	\$ 74,072 40

* In deposit with Receiver General.

SESSIONAL PAPER No. 8

THE GREAT WEST—Continued.

ASSETS—Concluded.

Carried out at ledger value.....	\$	74,072	40
Cash at head office.....		3,791	95
Cash in banks, viz. :—			
Bank of Nova Scotia, St. John, N.B.....	\$	1,483	04
Imperial Bank, Winnipeg, Man.....		4,322	99
Dominion Bank, Winnipeg.....		401	72
Total.....		6,207	75
Agents' ledger balances.....		166	99
Office furniture and fixtures (\$615.79 written off).....		4,310	53
Advances to agents to be repaid by commissions.....		9,829	05
Reversions.....		4,650	73
Fire insurance premiums advanced on account of mortgagors.....		556	71
Total.....	\$	1,063,058	02

OTHER ASSETS.

Market value of stocks, bonds, debentures, &c., over value in account..		2,480	00
Interest due, \$6,242.14 ; interest accrued, \$23,418.09 ; total.....		29,660	23
Net amount of outstanding and deferred premiums: on new business, \$24,953.37 ; on renewals, \$74,178.16.....		99,131	53
Total assets.....	\$	1,194,329	78

LIABILITIES.

Amount computed to cover the net present value of all policies in force.....	\$	991,278	14
Reserve for reversionary additions and premium reductions.....		2,802	00
Reserve for life annuities.....		12,010	00
Total.....	\$	1,006,090	14
Deduct value of policies reinsured.....		1,370	00
*Net reinsurance reserve.....	\$	1,004,720	14
Present value of amounts not yet due on matured instalment policies..		14,691	65
Amount of dividends or bonuses to policy-holders due and unpaid....		836	64
Premiums paid in advance.....		1,736	90
Total liabilities.....	\$	1,021,985	33
Surplus on policy-holders' account.....	\$	172,344	45

*Based on Actuaries' (Combined Experience) 4 per cent table.

1-2 EDWARD VII., A. 1902

THE GREAT WEST—*Continued.*

INCOME DURING THE YEAR.

Cash received for premiums.....	\$ 419,276 87
Premiums paid by dividends.....	248 29
Cash received for annuities.....	2,440 00
Total.....	\$ 421,965 16
Deduct premiums paid to other companies for reinsurance.....	2,203 95
Net premium income.....	\$ 419,761 21
Amount received for interest or dividends on stock, &c.....	52,624 72
Amount received for rents.....	1,346 43
Total income.....	\$ 473,732 36

EXPENDITURE DURING THE YEAR.

Net amount paid for death claims, \$1,000 of which accrued in 1900...\$	87,965 75
Paid on natural instalment policies.....	1,300 00
Cash paid to annuitants.....	1,874 99
Cash paid for surrendered policies.....	6,757 36
Cash dividends paid to policy-holders.....	79 00
Cash dividends applied in payment of premiums.....	393 69
Total paid policy-holders.....\$	98,370 79
Cash paid stockholders for interest or dividends.....	6,000 00
Cash paid for commissions, salaries and other expenses of officials.....	101,156 49
Taxes, licenses, fees or fines.....	3,332 82
Sundry expenditure, viz. :—	
Medical fees, \$9,755.10; travelling expenses, \$7,580.20; rents, \$2,888.60; stationery and printing, \$4,704.64; advertising, \$1,449.74; postage and telegrams, \$1,991.84; agency expenses, \$405; legal expenses, \$130.94; express charges, \$362.89; exchange, \$307.96; sundries, \$3,728.58; written off office furniture, \$615.79; directors' fees, \$2,145.....	36,066 28
Total expenditure.....\$	244,926 38

SYNOPSIS OF LEDGER ACCOUNTS.

Amount of net ledger assets at Dec. 31, 1900.....\$	834,252 04
Amount of cash income as above.....	473,732 36
Total.....\$	1,307,984 40
Amount of expenditure, as above.....	244,926 38
Balance—net ledger assets, Dec. 31, 1901.....\$	1,063,058 02

SESSIONAL PAPER No. 8

THE GREAT WEST—Continued.

MISCELLANEOUS.

Number of new policies reported during the year as taken.....	2,039	
Amount of said policies.....	\$	2,954,170 00
Amount of said policies reinsured in other licensed companies in Canada.....		55,500 00
Number of policies become claims during the year.....	55	
Amount of said policies.....		86,965 75
Number of policies in force at date.....	9,043	
Amount of said policies.....	\$	13,410,599 00
Bonus additions thereon.....		5,000 00
Total.....	\$	13,415,599 00
Amount of said policies reinsured in other licensed companies in Canada.....		164,500 00
Amount in force, less reinsurance.....	\$	13,251,099 00
Reduction in policies to bring face value of instal- ment policies to the commuted value.....		229,835 00
Net amount in force at December 31, 1901.....		13,021,264 00
Number of life annuities in force at December 31, 1901.....	9	
Amount of annual payments thereunder.....		1,817 46

EXHIBIT OF POLICIES.

In force at beginning of year :—

	No.	Amount.	No.	Amount.
Whole life policies.....	5,867	\$8,354,614		
Endowment.....	1,023	1,439,640		
Term and all other.....	1,073	2,047,290		
Bonus additions.....		4,025		
			7,963	\$11,845,569

New policies issued :—

Whole life.....	1,616	\$2,266,900		
Endowments.....	452	634,610		
Term and all other.....	107	245,250		
Bonuses added.....		975		
			2,175	3,147,735
Old policies revived.....			36	57,000

Total..... 10,174 \$15,050,304

Deduct terminated..... 1,131 1,634,705

In force at end of year :—

Whole life.....	6,716	\$9,521,534		
Endowments.....	1,313	1,863,275		
Term and all other.....	1,014	2,025,790		
Bonus additions.....		5,000		
			9,043	\$13,415,599

1-2 EDWARD VII., A. 1902

THE GREAT WEST—*Concluded.*

DETAILS OF TERMINATIONS.

	No.	Amount.
Terminated by death.....	55	\$ 86,965 75
“ surrender.....	86	145,645 00
“ lapse.....	649	865,750 00
Policies changed and decreased..	66,844 25
Policies not taken.....	341	469,500 00
Total.....	<u>1,131</u>	<u>\$1,634,705 00</u>

DETAILS OF POLICIES REINSURED.

	No.	Amount.
Whole life.....	41	\$ 149,000 00
Endowments.....	5	13,500 00
All other policies.....	1	2,000 00
Total.....	<u>47</u>	<u>\$ 164,500 00</u>

SESSIONAL PAPER No. 8

THE HOME LIFE ASSOCIATION OF CANADA.

STATEMENT FOR THE YEAR ENDING DECEMBER 31, 1901.

President—HON. RICHARD HARCOURT, M.P.P. | *Chief Agent*—A. J. PATTISON.

Principal Office—Toronto.

(Incorporated May 16, 1890, by 53 Vic., cap. 46. Amended July 10, 1899, by 62-63 Vic., cap. 114. Commenced business in Canada, May 12, 1892.)

CAPITAL.

Amount of joint stock and guarantee capital authorized.....	\$	1,000,000	00
Amount subscribed for.....		930,600	00
Amount paid up in cash.....		132,943	92

(For List of Stockholders, see Appendix.)

ASSETS.

Value of real estate (less encumbrances) held by the company	\$	100,000	00
Amount secured by loans on real estate by bond or mortgage, first liens.....		20,763	12
Premium obligations on the policies in force.....		160,316	17

Stocks and bonds owned by the company :—

	Par value.	Market value.
Canada 2½ per cent inscribed stock.....	\$ 48,666 67	\$ 44,530 00
City of Toronto 3½ per cent bonds.....	9,733 33	9,733 33
Derry School debentures.....	700 00	700 00
Total par and market values ..	\$ 59,100 00	\$ 54,963 33

Carried out at market value.....	54,963	33
Cash at head office.....	3,792	51

Cash in banks, viz. :—

Dominion Bank, Toronto.....	\$	21,922	21
" Montreal.....		308	11
Union Bank, Winnipeg.....		3,599	74

Total..... 25,830 06

Cash in Canadian Homestead Loan Co.....	3,750	00
Other ledger assets (sundry debtors).....	1,360	91

Total..... \$ 370,776 10

1-2 EDWARD VII., A. 1902

HOME LIFE ASSOCIATION—Continued.

OTHER ASSETS.

Advances to agents.....	\$	4,979 57
Interest due.....	\$	641 73
" accrued on bonds, \$355.09; on premium liens, \$10,276.20.....		10,631 29
Total carried out.....		11,273 02
Rents due.....		1,191 23
Office furniture.....		2,137 08
Net amount of outstanding and deferred premiums: on new business, \$8,112.98; on renewals, \$6,070.08.....		14,153 06
Total assets:.....	\$	404,510 06

LIABILITIES.

Amount computed to cover net value of all policies in force under level premium contract,.....	\$	211,824 95
Deduct value of policies reinsured in other companies...		771 04
* Net reinsurance reserve.....	\$	211,053 91
Present value of amounts not yet due on matured instalment policies..		701 82
Liability under advance payment policies (estimated by the Department)		7,000 00
Claims for death losses, unadjusted but not resisted....	\$	12,689 24
" " resisted, in suit.....		2,105 35
" " " not in suit.....		2,645 47
Total.....	\$	17,440 06
Less reinsured.....		1,000 00
Net amount due on account of claims.....		16,440 06
Amount of all other liabilities of the company (reorganization expenses).		215 00
Total liabilities.....	\$	235,410 79
Surplus on policy-holders' account.....	\$	169,099 27

INCOME.

Gross cash received for premiums.....	\$	73,155 80
Premium obligations taken in part payment of premiums.....		21,266 94
Total.....	\$	94,422 74
Deduct premiums paid to other companies for reinsurance.....		1,224 79
Total net premium income.....	\$	93,197 95
Received for interest or dividends on stocks, &c.....		4,725 11
Received for premiums on stock.....		5,453 45
Received for profit on sale of securities.....		998 52
Total.....	\$	104,375 03
Received for calls on capital stock and for increased capital.....		20,433 80
Total income.....	\$	124,808 83

* Based upon the H¹⁰. Table of Mortality, with interest at 3½ per cent.

SESSIONAL PAPER No. 8

HOME LIFE ASSOCIATION—*Continued.*

EXPENDITURE.

Cash paid for death losses, including bonus additions...\$	11,487 75	
Premium obligations used in payment of same.....	1,465 25	
Payments on matured instalment policies.....	50 00	
Net amount paid for death claims.....\$		13,003 00
Premium liens cancelled by lapse.....		25,418 23
Total amount paid policy-holders.....\$		38,421 23
Commissions, salaries and other expenses of officials.....		36,886 03
Taxes, licenses, fees or fines.....		1,772 31
Miscellaneous payments, viz.:—Postage, \$685.89; advertising, \$319.52; printing and stationery, \$1,221.24; agency expenses, \$2,043; confidential reports, \$205.41; petty cash, \$256.42; commission on loans, \$289.46; sundry expenses, \$596.42; express charges, \$44.77; insurance on new building, \$12; interest, \$378.80; legal expenses, \$457.72; lighting and electric power, \$50.13; office furniture, \$873.64; medical fees, \$2,110.50; rent, \$704.22; travelling expenses, \$175; telephone, \$73.90; telegrams, \$97.49.....		10,595 53
Total expenditure.....\$		87,675 10

SYNOPSIS OF LEDGER ACCOUNTS.

Amount of net ledger assets at December 31, 1900.....\$	259,672 50
Amount of cash income as above.....	124,808 83
Amount written up on cost of company's building.....	73,969 87
Total.....\$	458,451 20
Amount of expenditure as above.....	87,675 10
Balance, net ledger assets at December 31, 1901.....\$	370,776 10

MISCELLANEOUS.

Number of new policies reported during the year as taken in Canada, 499	
Amount of said policies.....\$	575,959 00
Amount of said policies reinsured in other licensed companies in Canada.....	9,500 00
Number of policies become claims in Canada during the year..... 18	
Amount of said claims.....	27,000 00
Amount of said claims reinsured in other licensed companies in Canada.....	1,000 00
Number of policies in force in Canada at date..... 1,991	
Amount of said policies.....\$	2,549,197
Amount of said policies reinsured.....	58,000
Net amount in force, December 31, 1901.....	2,491,197 00

1-2 EDWARD VII., A. 1902

HOME LIFE ASSOCIATION—*Concluded.*

EXHIBIT OF POLICIES.

Policies in force at December 31, 1900 :—

	No.	Amount.	No.	Amount.
Whole life policies.....	668	\$ 975,468		
Endowment assurances.....	87	115,738		
Advance payment policies.....	155	169,000		
Assessment policies.....	659	796,380		
All other policies.....	269	326,014		
			1,838	\$2,382,600

New policies issued :—

Whole life policies.....	114	147,687		
Endowment assurances.....	164	184,190		
All other policies.....	312	349,832		
			590	681,709

Old policies revived :—

Whole life policies.....	18	23,236		
Endowment assurances.....	1	1,000		
Advance payment policies.....	3	3,500		
Assessment policies.....	10	12,000		
All other policies.....	9	8,500		
			41	48,236

Old, changed and increased.....

212 235,865

Total.....	2,681	\$ 3,348,410		
Deduct policies terminated.....	690	799,213		

Policies outstanding at Dec. 31, 1901 :—

Whole life policies.....	824	\$1,153,793		
Endowment assurances.....	178	222,178		
Advance payment policies.....	130	142,500		
Assessment policies.....	407	505,130		
All other policies.....	452	525,596		

Total policies in force at Dec. 31, 1901..... 1,991 \$ 2,549,197

DETAILS OF POLICIES WHICH HAVE CEASED TO BE IN FORCE DURING THE YEAR 1901.

	No.	Amount.
Policies terminated by death.....	18	\$ 27,000
" " surrender.....	1	1,000
" " lapse.....	332	383,366
" " change and decrease.....	216	250,000
" " not being taken.....	123	137,847
Total terminated.....	690	\$ 799,213

DETAILS OF POLICIES REINSURED.

	No.	Amount.
Whole life policies.....	5	\$ 11,000
Endowment assurances.....	4	7,500
Assessment policies.....	12	29,500
All other policies.....	7	10,000
Total.....	28	\$ 58,000

SESSIONAL PAPER No 8

THE IMPERIAL LIFE ASSURANCE COMPANY OF CANADA.

STATEMENT FOR THE YEAR ENDING DECEMBER 31, 1901.

<i>President</i> —HON. SIR OLIVER MOWAT, P.C., G.C.M.G.	<i>Secretary and Actuary</i> — THOMAS BRADSHAW, F.I.A.
<i>Managing Director and Chief Agent</i> — F. G. COX.	<i>Head Office</i> —Toronto.

(Incorporated, April 23, 1896, by Act 59 Vic., cap. 50, Commenced business October 1, 1897.)

CAPITAL.

Amount of capital authorized and subscribed for.....	\$ 1,000,000 00
Amount paid up in cash.....	450,000 00

(For List of Shareholders, see Appendix.)

ASSETS AS PER LEDGER ACCOUNTS.

Amount secured by way of loans on real estate, by bond or mortgages, first liens.....	\$ 447,463 24
Amount secured by way of loans on real estate, by bond or mortgages, second liens.....	2,000 00
Amount of loans made to policy-holders on the company's policies assigned as collaterals.....	13,351 15

* Stocks, bonds and debentures owned by the company, viz. :—

<i>Bonds and debentures.</i>	Par value.	Market value.	Ledger value.
City of Kingston debentures... ..	\$ 127,900 00	\$ 142,158 65	\$ 142,158 65
Toronto Electric Light Company's debentures.....	30,000 00	31,719 00	30,000 00
Central Canada Loan and Savings Company's debentures.....	60,000 00	60,000 00	60,000 00
Town of Collingwood debentures... ..	20,300 00	22,168 05	22,168 05
Town of Perth debentures.....	3,800 00	3,826 53	3,826 53
Nanaimo Gas Co., Ltd., debentures	5,000 00	5,006 55	5,006 55
Bell Telephone Co. bonds.....	50,000 00	57,598 79	55,495 68
Canada Northern Railway first mortgage land grant.....	85,000 00	85,000 00	83,250 00
Township of St. Vincent debentures	521 66	524 80	524 80
Strathroy debentures.....	3,606 40	3,756 94	3,756 94
Atlas Loan Co. debentures.....	1,400 00	1,400 00	1,400 00
Meaford debentures.....	4,000 00	4,143 20	4,143 20
Totals.....	\$ 391,528 06	\$ 417,302 51	\$ 411,730 40

* Of these there are deposited with the Receiver General, City of Kingston debentures, \$127,900, Central Canada Loan and Savings Company's debentures, \$60,000; Province of Quebec stock, \$50,000; and Collingwood debentures, \$4,300.

1-2. EDWARD VII., A. 1902

IMPERIAL LIFE ASSURANCE COMPANY OF CANADA—*Continued.*ASSETS AS PER LEDGER ACCOUNTS—*Concluded.*

<i>Stocks.</i>	Par value.	Market value.	Ledger value.
Province of Quebec stock	\$ 50,000 00	\$ 47,000 00	\$ 47,000 00
Dominion bank, 50 shares.....	2,500 00	5,975 00	5,993 75
Bank of Ottawa, 100 shares.....	10,000 00	21,000 00	20,567 40
British American Assurance Co., 50 shares.....	5,000 00	5,275 00	6,375 00
Toronto Railway, 300 shares.....	30,000 00	34,762 50	35,325 00
Total	\$ 97,500 00	\$ 114,012 50	\$ 115,261 15
Total par, market and ledger values	\$ 480,028 06	\$ 531,315 01	\$ 526,991 55

Carried out at ledger value.....\$ 526,991 55
 Cash at head office and branch offices..... 4,460 93

Cash in bank, viz. :—

Canadian Bank of Commerce, Toronto.....	\$ 137,424 87
" " " Winnipeg.....	144 87
" " " London.....	170 70
" " " Vancouver.....	148 01
" " " Montreal	48 20
Central Canada Loan and Savings Co.....	56,643 72
Ontario Bank.....	6,132 90
Merchants Bank of Canada, Brandon.....	1,961 98
Imperial Bank of Canada, Calgary.....	57 05

Total cash in banks..... 202,732 30
 Amount of loans made on the security of other companies' policies as-
 signed as collateral..... 1,900 00
 Other company's policy purchased..... 204 83
 Total.....\$ 1,199,104 00

OTHER ASSETS.

Market value of stocks, bonds, debentures, &c., over value in account..	4,323 46
Office furniture.....	7,284 44
Interest due	8,587 95
Interest accrued.....	9,876 31
Net amount of uncollected and deferred premiums—on new business, \$34,038 79; on renewals, \$80,912.66.....	114,951 45
Total assets.....	\$ 1,344,127 61

SESSIONAL PAPER No. 8

IMPERIAL LIFE ASSURANCE COMPANY OF CANADA—*Continued.*

LIABILITIES.

Amount computed to cover the net present value of all policies in force.....	\$	840,974	00
Reserve for life annuities.....		92,615	00
Total.....	\$	933,589	00
Deduct value of policies reinsured in other companies....		134,804	00
* Total net reinsurance reserve.....	\$	798,785	00
Present value of amounts not yet due on matured instalment policies..		13,565	00
Claims for death losses unadjusted but not resisted.....		17,000	00
Due on account of general expenses.....		7,191	72
Premiums paid in advance.....		1,311	75
Total liabilities.....	\$	837,853	47
Surplus on policy-holders' account.....	\$	506,274	14

INCOME DURING THE YEAR.

Cash received for premiums.....	\$	388,247	19
Cash received for annuities.....		6,923	00
Total.....	\$	395,170	19
Deduct premiums paid to other companies for reinsurance.....		87,139	94
Net premium income.....	\$	308,030	25
Received for interest or dividends.....		52,150	70
Profit on sale of securities.....		1,350	94
Total income during the year.....	\$	361,531	89

EXPENDITURE.

Cash paid for death losses (including bonus additions)....	\$	49,302	25
Payments on matured instalment policies.....		1,183	33
Total.....	\$	50,485	58
Deduct reinsurance.....		14,000	00
Net amount paid for death losses.....	\$	36,485	58
Cash paid to annuitants.....		6,705	41
Cash paid for surrendered policies.....		2,350	15
Total paid to policy-holders.....	\$	45,541	14
Commissions, salaries and other expenses of officials.....		97,327	88
Taxes, licenses, fees or fines.....		3,250	96
All other expenditures, viz.:—Advertising, \$1,917.97; discount and bank charges, \$9.87; general expenses, \$2,286.78; insurance books and papers, \$253.54; office furniture, \$919.35; medical fees, \$6,624.34; postage, \$1,414.40; rent, fuel and light, \$4,515.28; commission on loans, \$462.83; printing and stationery, \$4,080.93; legal expenses, \$262.87; exchange, \$305.55; loaning expenses, \$271.35.....		23,325	06
Total expenditure.....	\$	169,445	04

*Based on Institute of Actuaries' H^m. Table of Mortality with interest at 3½ per cent.

1-2 EDWARD VII., A. 1902

IMPERIAL LIFE ASSURANCE COMPANY OF CANADA—*Continued.*

SYNOPSIS OF LEDGER ACCOUNTS.

Amount of net ledger assets at December 31, 1900.....	\$ 1,007,017 15
Amount of cash income as above.....	361,531 89
Total	\$ 1,368,549 04
Amount of expenditure as above	169,445 04
Balance, net ledger assets at December 31, 1901.....	\$ 1,199,104 00

MISCELLANEOUS.

Number of new policies reported during the year as taken in Canada	1,622
Amount of said policies	\$ 2,917,788 00
Amount of said policies reinsured in other licensed companies in Canada	209,000 00
Number of policies become claims in Canada during the year	31
Amount of said claims	69,680 00
Amount of above claims reinsured in other licensed companies.....	14,000 00
Number of policies in force in Canada at date.....	4,730
Amount of said policies	\$ 10,524,731 00
Amount of said policies reinsured in other companies.	1,675,970 00
Net amount in force at December 31, 1901	8,848,761 00
Number of life annuities in force, December 31, 1901.....	16
Amount of annual payments thereunder.....	7,153 16

EXHIBIT OF POLICIES.

	No.	Amount.	No.	Amount.
Policies in force at December 31, 1900 :—				
Whole life policies.....	2,061	\$5,089,175		
Endowment assurances.....	1,394	2,887,861		
All other policies.....	129	582,336		
			3,584	\$8,559,372
New policies issued :—				
Whole life policies	1,095	\$2,013,960		
Endowment assurances.....	562	876,564		
All other policies.....	33	146,500		
			1,690	3,037,024
Old policies revived.....			21	32,000
Old, changed and increased.....			23	49,876
Total.....			5,318	\$11,678,272
Deduct policies terminated.....			588	1,153,541
Policies in force at December 31, 1901 :—				
Whole life policies	2,822	\$6,439,390		
Endowment assurances.....	1,788	3,497,577		
All other policies.....	120	587,764		
Total policies in force at December 31, 1901 . . .	4,730	\$10,524,731		

SESSIONAL PAPER No. 8

IMPERIAL LIFE INSURANCE COMPANY OF CANADA—*Concluded.*

DETAILS OF POLICIES REINSURED.

	Amount.
Whole life policies.....	\$ 815,900
Endowment assurances	544,070
All other policies.....	316,000
	<u>\$1,675,970</u>

DETAILS OF POLICIES WHICH HAVE CEASED TO BE IN FORCE DURING THE YEAR.

	No.	Amount.
Policies terminated by death.....	31	\$ 69,680
" " surrender.....	30	59,086
" " lapse.....	327	578,816
" " change and decrease.....	23	105,252
" " not being taken.....	177	340,707
Total terminated.....	<u>588</u>	<u>\$1,153,541</u>

SESSIONAL PAPER No. 8

LIFE ASSOCIATION OF SCOTLAND—*Continued.*

LIABILITIES IN CANADA.

*Amount computed to cover the net reserve on all outstanding policies in Canada.....	\$	925,860 45
Claims for death losses—due and unpaid	\$	17,033 33
Claims for matured endowments—due and unpaid (\$97.33 of which accrued in previous years).....		4,964 00
Total unsettled claims		21,997 33
Total liabilities in Canada.....	\$	947,857 78

INCOME IN CANADA.

Cash received for premiums.....	\$	27,791 18
New credit premium loans		155 42
Total premium income.....	\$	27,946 60
Amount received for interest or dividends on stock, &c.....		11,175 11
Total income in Canada.....	\$	39,121 71

EXPENDITURE IN CANADA.

Net amount paid for death claims in Canada (\$9,962.46 of which accrued in previous years).....	\$	94,725 14
Net amount paid for endowment claims in Canada		7,011 28
Total amount paid for death claims and matured endowments.....	\$	101,736 42
Cash paid for surrendered policies and surrendered bonuses.....		12,024 50
Cash dividends paid to Canadian policy-holders.....		646 23
Cash dividends applied in payment of premiums in Canada.....		4,039 58
Total payments to policy-holders in Canada.....	\$	118,446 73
Commission, salaries and other expenses of officials in Canada.....		1,486 28
Taxes, licenses, fees or fines		15 83
All other expenditure in Canada		239 46
Total expenditure in Canada.....	\$	120,188 30

MISCELLANEOUS.

Number of policies become claims during the year in Canada.....	35
Amount of said claims.....	\$ 93,566 50
Number of policies in force in Canada at April 5, 1901.....	719
Amount of said policies.....	1,182,269 78

*Institute of Actuaries H¹¹¹ Table at 3 per cent for policies, and 3½ per cent for bonuses.

1-2 EDWARD VII., A. 1902

LIFE ASSOCIATION OF SCOTLAND—*Continued*

EXHIBIT OF POLICIES (CANADIAN BUSINESS.)

	No.	Amount.	No.	Amount.
In force at April 5, 1900 :—				
Whole life policies.....	727	\$1,236,102 74		
Endowments.....	20	30,535 54		
Term and other.....	14	22,167 67		
Bonus additions.....		349,143 22		
			761	\$1,637,949 17
Deduct terminated.....			42	126,643 64
In force at April 5, 1901 :—				
Whole life.....	694	\$1,158,766 57		
Endowments.....	16	19,342 20		
Term and other.....	9	4,161 01		
Bonus additions.....		329,035 75		
			719	\$1,511,305 53

DETAILS OF POLICIES WHICH HAVE CEASED TO BE IN FORCE.

	No.	Amount.
Terminated by death.....	31	\$82,373 16
“ maturity.....	4	11,193 34
“ surrender.....	3	6,156 34
“ lapse.....	4	6,813 33
Bonuses terminated.....		20,107 47
Total.....	42	\$126,643 64

GENERAL BUSINESS STATEMENT FOR THE YEAR ENDED APRIL 5, 1901.

The new assurances completed numbered 1202 for £724,999 at premiums of £31,520 9s. 9d. In the previous year the new policies issued were 1,199 for £683,210. Of the above total of £724,999 the amount reassured with other offices was £116,489, leaving £608,510 as the sum retained on the association's own risk, the corresponding new premiums being £22,768 8s.

New life annuities, to the number of 38 for £2,574 8s. 8d. per annum, were purchased at the price of £29,045 17s. 11d., whereof the liability for £600 per annum was reassured with other offices at a cost of £6,812 7s. 6d.

The total revenue from premiums and interest (exclusive of the purchase money for annuities) was \$576,516.

The claims by death during the year, including bonuses, amounted to £316,094, exhibiting a favourable rate of mortality. Exclusive of bonuses, the number and amount of expected claims by the H^m Table, as compared with the actual claims, are as follows :—

Expected claims—767 for £318,745.

Actual claims—643 for £294,595.

Endowment assurances under 75 policies for £23,960 matured by survivance of the lives till the stipulated dates.

Among the annuitants the transactions cancelled by death numbered 45, the net annual payment (after deduction of amount reassured) of which the association was thereby relieved, being £1,933 2s.

At 5th April, 1901—

31,014 policies were in force, assuring (exclusive of bonuses).....	£14,901,615
Total claims paid under life policies amounted to.....	8,324,264
Cash bonuses and bonus additions amounted to.....	2,214,818
The funds in hand were.....	5,069,506

The directors now declare a dividend on the amount of the paid-up capital of the Association (£87,500) at the rate of 10 per cent (in place of 15 per cent as formerly), payable on 11th November next, under deduction of the interim payment of 7½ per cent. made on 15th May last. In view of no bonuses being allocated to the policy-holders at the present time, the directors are clearly of opinion that for the remainder of the period up to next quinquennial investigation the payment to the shareholders should be restricted to practically the interest earned by their capital, with a reasonable addition for the guarantee

SESSIONAL PAPER No. 8

LIFE ASSOCIATION OF SCOTLAND—*Concluded.*

involved. It is scarcely necessary to point out to the shareholders, however, that at next investigation, supposing a normal amount of surplus to be again available, they will be entitled to receive a due proportion of it, to be applied in paying dividends thereafter to the extent warranted thereby.

REVENUE ACCOUNT FOR THE YEAR ENDED APRIL 5, 1901.

			£	s.	d.				£	s.	d.
Amount of funds at the beginning of the year.....			5,084,175	15	3	Claims under policies payable on death (less reassurances).....			316,094	15	5
Premiums (less reassurances).....	£393,881	17	0			Claims under policies payable on the survival of the lives.....			23,960	1	6
Consideration for annuities granted....	22,233	10	5			Surrenders			15,428	18	6
Interest and dividends	182,634	10	3			Annuities (less reassurances).....			47,410	5	4
Fines for revival of policies.....	187	3	3			Commission			12,736	14	6
Fees for recording assignments	208	0	0			Expenses of management			43,282	2	4
Profit on investment realized.....	38,667	9	3			Dividends to shareholders, and interest on paid-up capital.....			12,924	11	0
			637,812	10	2	Cash bonuses to existing policyholders.....			11,538	19	7
						Income-tax			5,881	11	5
									489,257	19	7
						Reserve for depreciation in investments			163,224	6	6
						Amount of funds at the end of the year (as per balance sheet)....			5,069,505	19	4
									5,721,988	5	5
									5,721,988	5	5

BALANCE SHEET ON APRIL 5, 1901.

LIABILITIES.			£	s.	d.	ASSETS.			£	s.	d.
Shareholders' capital, paid up.....	87,500	0	0			Mortgages on property within the United Kingdom..	1,256,113	2	10		
Assurance and annuity fund.....	4,982,005	19	4			Mortgages on property out of the United Kingdom.....	43,716	2	9		
Total funds as per revenue account.....	£5,069,505	19	4			Loans on the association's policies..	335,551	7	5		
Claims intimated, but not paid....	59,733	0	1			Investments—					
(Including all deaths to date, whether formally proved or not.)						In British government securities .	5,910	0	0		
Annuities due, but not applied for .	345	4	3			Colonial government securities	433,088	17	1		
Reserve for depreciation in investments, as per revenue account....	163,224	6	6			Foreign government securities .	17,088	7	4		
						Colonial municipal securities ..	620,202	14	1		
						Railway and other debentures and debenture stocks.....	831,267	9	2		
						Railway rent charge, guaranteed, and preference stocks..	902,083	18	4		
						House property.....	66,534	16	10		
						Annuities	237,850	13	7		
						Reversions.....	34,016	19	0		
						Bank stock.....	46,403	7	3		
						Stock of the association, purchased under their Act of Parliament, 16 & 17 Vict. c. 224.....	2,658	10	10		
						Loans on personal security.....	444	13	5		
						Loans on statutory public rates....	183,037	2	3		
						Loans on stocks.....	1,446	6	9		
						Stamps.	65	17	6		
						Outstanding premiums (since received).	91,288	6	3		
						Outstanding interest, and in course of collection.....	3,784	3	0		
						Interest accrued, but not yet payable	56,037	4	11		
						Deposits with colonial banks.....	48,723	8	10		
						Cash in bank—					
						On deposit and on current account	75,445	0	9		
									5,292,808	10	2
									5,292,808	10	2

THE LIVERPOOL AND LONDON AND GLOBE INSURANCE COMPANY.

STATEMENT FOR THE YEAR ENDING DECEMBER 31, 1901.

President—Sir Wm. HENRY TATE, Bart. | *Gen. Manager and Secretary*—J. M. DOVE.*Principal Office*—Liverpool, England.*Chief Agent in Canada*—G. F. C. SMITH. | *Head Office in Canada*—Montreal

(Organized, May 21, 1836. Incorporated, July 14, 1836. Commenced business in Canada, June 4, 1851.)

(For Capital and Assets in Canada, see Fire Statement.)

LIABILITIES IN CANADA.

Amount estimated to cover the net reserve on all outstanding policies in Canada	\$	100,000 00
Claims for death losses unpaid (adjusted but not due).....		1,576 50
Total net liabilities to policy-holders in Canada	\$	101,576 50

INCOME IN CANADA.

Cash received for premiums.....	\$	5,316 77
Total income.....	\$	5,316 77

EXPENDITURE IN CANADA.

Cash paid for death claims.....	\$	24,273 81
Cash paid for matured endowments.....		137 00
Amount paid to annuitants.....		1,165 36
Cash paid for surrendered policies.....		2,947 40
Total payments made to policy-holders in Canada.....	\$	28,523 57
Paid for commission, &c.....		104 70
Taxes, licenses, fees or fines.....		57 26
Sundry expenditure:—Postage, \$61.50; exchange, \$3.49; law charges, \$62.50		127 49
Total expenditure in Canada.....	\$	28,813 02

SESSIONAL PAPER No. 8

THE LIVERPOOL AND LONDON AND GLOBE—*Concluded.*

MISCELLANEOUS.

Number of policies become claims in Canada during the year.....7	
Amount of said policies.....\$	25,987 31,
Number of policies in force in Canada at date110	
Amount of said policies.....\$	147,890 97
Bonus additions thereon.....	34,095 64
<hr/>	
Total net amount in force at December 31, 1901.....	181,986 61
Number of life annuities in force in Canada.....3	
Amount of annual payments thereunder.....	465 35
<hr/> <hr/>	

EXHIBIT OF POLICIES (CANADIAN BUSINESS).

In force at beginning of year :—

	No.	Amount.	No.	Amount.
Whole life policies.....	111	\$153,659 64		
Endowments.....	8	17,315 00		
Bonus additions.....		40,962 81		
		<hr/>	119	\$211,937 45
Interim bonuses added.....				1,036 47
				<hr/>
			119	\$212,973 92
Deduct terminated.....			9	30,987 31
				<hr/>
In force at end of year :—				
Whole life.....	105	\$135,212 97		
Endowments.....	5	12,678 00		
Bonus additions.....		34,095 64		
		<hr/>	110	\$181,986 61
				<hr/> <hr/>

DETAILS OF TERMINATIONS.

	No.	Amount.
Terminated by death.....	6	\$ 17,946 67
“ surrender.....	2	5,000 00
“ maturity.....	1	137 00
Bonuses terminated.....		7,903 64
		<hr/>
Total.....	9	\$ 30,987 31
		<hr/> <hr/>

(For General Business Statement, see Appendix.)

LONDON AND LANCASHIRE LIFE ASSURANCE COMPANY.

STATEMENT FOR THE YEAR ENDING DECEMBER 31, 1901.

President—SIR NIGEL KINGSCOTE, K.C.B. | *Secretary*—WILLIAM PALIN CLIREHUGH.*Principal Office*—London, England.*Chief Agent in Canada*—B. HAL BROWN. | *Head Office in Canada*—Montreal.

(Established, August 4, 1862. Commenced business in Canada, 1863.)

CAPITAL.

Amount of joint stock capital authorized and subscribed for	£ 100,000	0	0
Amount paid up in cash	£ 10,000	0	0
Proprietors' share of profits added	10,000	0	0
		<u>20,000</u>	<u>0</u> <u>0</u>

ASSETS IN CANADA.

Value of real estate in Canada held by trustees in accordance with the Insurance Act (company's office building in Montreal)	\$	210,000	00
Other real estate held by the company		21,662	52
Mortgages on real estate in Canada, held by trustees in accordance with the Act		851,702	25
Amount of loans made to Canadian policy-holders on the company's policies assigned as collaterals		151,163	00
Stocks and bonds owned by the company, in deposit with the Receiver General :—			

	Par value.	Market value.	Book value.
Canadian Pacific Railway land grant bonds	\$ 72,500 00	\$ 79,750 00	\$ 78,437 75
Montreal Protestant school debentures	3,000 00	3,360 00	3,240 15
Montreal R. C. school debentures	4,000 00	4,400 00	4,277 00
Montreal stocks	20,000 00	22,100 00	20,362 00
City of Hamilton debentures	15,000 00	17,100 00	16,029 00
Town of Yarmouth debentures	4,000 00	4,000 00	4,000 00
Village of Cowansville debentures	5,400 00	5,400 00	5,451 84
Town of Collingwood debentures	3,000 00	3,157 50	3,078 00
Totals	<u>\$126,900 00</u>	<u>\$139,267 50</u>	<u>\$134,875 74</u>

Total deposited with Receiver General, carried out at book value 134,875.74
 Held by trustees in accordance with the Insurance Act :—

	Par value.	Market value.	Book value.
Town of Brampton	\$ 15,508 68	\$ 16,749 38	\$ 14,033 10
City of Montreal Harbour bonds	54,000 00	59,102 50	54,971 08
“ school debentures	8,000 00	8,640 00	8,463 20
City of Ottawa R. C. school debentures	20,000 00	21,000 00	20,856 65
Town of Valleyfield	5,000 00	5,775 00	5,374 50
“ St. Louis school	14,000 00	16,825 00	16,051 00
“ Tilsonburg	5,000 00	5,350 00	5,219 00
“ Ingersoll	30,500 00	33,092 50	31,835 90
“ Port Hope	10,000 00	10,000 00	9,432 00
“ Wingham	8,500 00	9,477 50	8,740 45
“ Welland	16,000 00	17,760 00	16,961 60
“ Dartmouth	5,000 00	5,000 00	5,000 00
“ Penetanguishene	10,000 00	10,950 00	10,837 00

SESSIONAL PAPER No. 8

LONDON AND LANCASHIRE LIFE—Continued.

ASSETS IN CANADA—Continued.

	Par value.	Market value.	Book value.
Village of Warton Water Works.....\$	10,500 00	\$ 10,893 75	\$ 10,561 95
" St. Louis du Mile End.....	20,000 00	20,200 00	20,000 00
Province of New Brunswick.....	40,000 00	45,800 00	42,960 00
Commercial Cable Company.....	47,000 00	47,000 00	45,800 00
Winnipeg Park.....	15,000 00	17,025 00	15,771 00
Canada Central Railway.....	3,893 33	4,370 25	4,321 63
Ste. Anne de la Pérade.....	15,000 00	15,450 00	15,486 00
City of New Westminster.....	26,900 00	26,900 00	27,977 50
" Victoria.....	25,000 00	27,500 00	25,000 00
" Brandon.....	25,000 00	25,000 00	25,302 50
" " Protestant school.....	6,000 00	6,000 00	6,099 00
" Belleville.....	40,000 00	43,263 00	40,499 50
Town of Beauharnois.....	16,000 00	17,220 00	16,411 20
Canadian Pacific Railway land grant bonds	10,000 00	11,000 00	10,819 00
Township of Bexley.....	7,000 00	7,210 00	7,153 40
Town of Collingwood.....	2,000 00	2,020 00	2,009 47
" Goderich.....	5,000 00	5,262 50	5,166 50
" Sault Ste. Marie.....	13,800 00	14,568 00	14,641 30
Lake Champlain and St. Lawrence Junction			
Railway bonds.....	8,000 00	7,000 00	8,068 80
Town of Fort William.....	10,000 00	10,425 00	10,109 00
City of Winnipeg.....	15,000 00	15,000 00	15,055 50
Quebec City.....	9,733 33	10,609 33	10,092 49
Town of Sydney.....	10,000 00	10,350 00	10,255 00
City of Halifax.....	15,000 00	15,600 00	15,900 00
" St. John.....	40,000 00	40,500 00	38,220 00
Victoria Rolling Stock Co.....	98,000 00	98,000 00	95,844 80
Winnipeg Electric Street Railway bonds.....	25,000 00	27,750 00	25,917 50
Montana Central Railway bonds.....	31,000 00	41,000 00	38,850 60
Windsor Hotel, Montreal.....	50,000 00	50,500 00	50,215 00
London Street Railway, London, Ont.....	25,000 00	27,500 00	26,802 50
City of Montreal permanent stock	17,100 00	32,832 00	26,600 00
" stock.....	66,000 00	71,600 00	66,286 88
Village of Annprior.....	5,039 92	5,140 72	5,080 40
Township of Dundee.....	11,236 40	9,775 00	9,458 97
Town of Meaford.....	6,844 36	7,066 80	6,959 93
Town of Napanee.....	3,421 50	3,558 36	3,480 03
Town of Calgary.....	4,200 00	4,399 50	4,345 64
County of Renfrew.....	12,267 09	12,573 76	12,355 77
Calgary Protestant school.....	3,600 00	3,879 00	3,715 81
Town of Lunenburg.....	7,000 00	7,087 50	7,103 18
Town of Gravenhurst.....	8,328 90	8,745 34	8,692 28
Town of Toronto Junction.....	30,000 00	19,800 00	30,000 00
Town of Mattawa.....	10,341 18	10,909 93	11,095 18
Totals.....	\$1,051,714 69	\$1,118,006 62	\$1,083,312 69

Total held by trustees in accordance with the Act, carried out at book value.....\$ 1,083,312 69

Held by the company:—

	Par value.	Market value.	Book value.
Province of Quebec stock.....\$	35,725 00	\$ 31,795 25	\$ 30,206 99
Village of Midland.....	1,250 00	1,293 75	1,287 66
Town of Niagara bonds.....	500 00	500 00	498 56
" Meaford.....	542 00	542 00	549 76
" Paris.....	2,318 00	2,364 36	2,364 21
County of Middlesex.....	20,000 00	20,000 00	20,900 00
Town of Cornwall.....	15,951 52	12,367 00	12,066 01
Parish of St. Grégoire la Thaumaturge....	2,000 00	2,050 00	2,045 40
City of Montreal Investment Trust....	25,000 00	27,700 00	27,700 00
Montreal Temporary bonds.....	100,000 00	100,000 00	100,000 00
Northern Pacific and Great Northern			
Railway bonds.....	50,000 00	49,250 00	48,684 72
Total.....	\$ 253,286 52	\$ 247,862 36	\$ 245,403 31

Total held by the company carried out at book value..... 245,403 31

1-2 EDWARD VII., A. 1902

LONDON AND LANCASHIRE LIFE—*Continued.*ASSETS IN CANADA—*Concluded.*

Cash at head office in Canada.....	\$	2,413	00
Cash in Bank of Montreal, current account.....		13,015	18
Agents' ledger balances.....		120	01
Interest accrued.....		28,226	69
Rents due and accrued.....		1,307	71
Gross premiums due and uncollected on Canadian policies in force.....	\$	74,459	28
Gross deferred premiums on same.....		25,208	62
Total outstanding and deferred premiums.....	\$	99,667	90
Deduct cost of collection at 20 per cent.....		19,629	58
Net outstanding and deferred premiums.....		80,038	32
Market value of debentures over book value.....		41,544	74
Advances to agents (secured).....	\$	4,008	10
Office furniture.....		1,404	00
	\$	5,412	10
Deduct notes in suit, \$296.70; suspense, \$369.41.....		666	11
		4,745	99
Total assets in Canada.....	\$	2,869,531	15

LIABILITIES IN CANADA.

Under policies issued previous to March 31, 1878.

*Net reinsurance reserve.....	\$	160,000	00
Total liability in respect of said policies.....	\$	160,000	00

Under policies issued subsequent to March 31, 1878.

*Net reinsurance reserve.....	\$	2,060,000	00
Claims for death losses—unadjusted but not resisted.....	\$	7,042	50
" matured endowments—unadjusted but not resisted.....		400	00
		7,442	50
Surrender values claimable on policies cancelled (reserves not included above).....		1,254	13
Due on account of general expenses in Canada.....		3,589	16
Total liabilities in respect of said policies.....	\$	2,072,285	79
Total liabilities in Canada.....	\$	2,232,285	79

INCOME IN CANADA.

Cash received for premiums.....	\$	300,860	06
Premiums paid by dividends.....		5,086	27
Total premium income.....	\$	305,946	33
Deduct premiums paid to other companies for reinsurance.....		4,312	22
Net premium income.....	\$	301,634	11
Interest or dividends on stock, &c.....		108,355	50
Amount received for rents.....		5,797	64
Profit on sale of bonds.....		1,553	00
Total income in Canada.....	\$	417,340	25

*Estimate based on the Institute of Actuaries' Hm. Table of Mortality, with $4\frac{1}{2}$ per cent interest for policies issued previous to Jan. 1, 1900, and $3\frac{1}{2}$ per cent for those issued since that date.

SESSIONAL PAPER No. 8

LONDON AND LANCASHIRE LIFE—Continued.

EXPENDITURE IN CANADA..

Cash paid for death losses in Canada (\$19,527.50 of which accrued in previous years).....\$	102,798 76	
Deduct amount received from other companies for reinsurance.....	5,000 00	
		<hr/>
Net amount paid for said losses.....\$	97,798 76	
Cash paid for matured endowments (\$2,494.50 of which accrued in previous years).....	36,893 25	
		<hr/>
Total paid for death claims and matured endowments in Canada.....\$	134,692 01	
Cash paid for surrendered policies.....	9,908 57	
Cash dividends paid policy-holders.....	784 44	
Cash dividends applied in payment of premiums.....	5,086 27	
		<hr/>
Total net amount paid to policy-holders in Canada....\$	150,471 29	
Commission, salaries and other expenses of officials.....	55,073 60	
Taxes, licenses, fees, or fines.....	4,440 29	
All other expenditure, viz.:—Medical fees, \$2,653; postage, &c., \$842.66; advertising, \$1,204.46; rent, \$2,162.25; express, \$185.21; exchange, \$216.83; general expenses, \$659.26; office supplies, \$797.33; agency supplies, \$871.43; guarantees, \$20; petty expenses, \$129.57; furniture, \$35.75;	9,777 75	
		<hr/>
Total expenditure in Canada.....\$	219,762 93	

MISCELLANEOUS.

Number of new policies reported during the year as taken in Canada, 635		
Amount of said policies.....\$	1,034,115 00	
Amount of said policies reinsured in other licensed companies in Canada	35,000 00	
Number of policies become claims in Canada during the year..... 84		
Amount of said claims (including bonuses).....	125,112 51	
Amount of said claims reinsured in other licensed companies in Canada	5,000 00	
Number of policies in force in Canada at date..... 5,469		
Amount of said policies.....\$	9,110,289 25	
Bonus additions thereon.....	115,113 75	
		<hr/>
	\$ 9,225,403 00	
Deduct amount of said policies reinsured in other licensed companies in Canada (including bonus additions, \$1,826.37).....	199,261 00	
		<hr/>
Net amount in force at December 31, 1901.....	9,026,142 00	

1-2 EDWARD VII., A. 1902

LONDON AND LANCASHIRE LIFE—*Continued.*

EXHIBIT OF POLICIES (CANADIAN BUSINESS).

In force at beginning of year:—

	No.	Amount.	No.	Amount.
Whole-life policies	1,910	\$ 3,043,122 00		
Endowments	3,267	5,484,006 00		
Term and all other	133	347,600 00		
Bonus additions		119,805 00		
			5,315	\$ 8,994,533 00

New policies issued:—

Whole-life	227	445,347 00		
Endowments	444	583,352 00		
Term and all other	16	69,861 00		
Bonus additions		825 00		

Old policies revived (including bonus additions, \$30)			687	1,099,385 00
" changed and increased (including bonus additions, \$300)			5	4,332 50
				30,355 00

Total			6,007	\$ 10,128,605 50
Deduct terminations			538	903,202 50

In force at end of year:—

Whole-life policies	1,925	\$ 3,223,050 00		
Endowments	3,401	5,498,878 25		
Term and all other	143	388,361 00		
Bonus additions		115,113 75		
			5,469	\$ 9,225,403 00

DETAILS OF TERMINATIONS.

	No.	Amount.
Terminated by death	54	\$ 90,313 75
" maturity	31	34,798 75
" surrender	41	94,597 50
" lapse	359	552,477 50
" change and decrease		56,515 00
Policies not taken	53	74,500 00
Total (including \$5,846.25 surrendered bonuses)	538	\$ 903,202 50

Details of Policies issued prior to 31st March, 1878, and bonus additions thereon.

	No.	Amount.
Policies in force at beginning of year in Canada (including \$16,950 bonus additions)	614	\$ 226,025 00
Policies revived during the year	1	302 50
Policies terminated during the year (including \$2,881.75 bonus additions)	16	17,048 25
Policies in force at date of statement (including \$14,068.25 bonus additions)	599	209,277 25

SESSIONAL PAPER No. 8

LONDON AND LANCASHIRE LIFE—Continued.

GENERAL BUSINESS STATEMENT FOR THE YEAR ENDING DECEMBER 31, 1901.

REVENUE ACCOUNT FOR THE YEAR ENDING DECEMBER 31, 1901.

	£	s.	d.		£	s.	d.
Amount of funds at the beginning of the year.....	1,527,741	9	10	Claims under policies (after deduction of sums reassured) paid and admitted, with bonus additions.....	109,812	0	1
Premiums—				Endowments matured (after deduction of sums reassured), with bonus additions.....	18,676	15	10
New, under 2,442 policies assuring £727,196... £ 30,088	17	4		Surrenders.....	20,388	6	1
Renewals..... 242,768	15	0		Commission.....	21,645	9	10
Total premiums..... £272,857	12	4		Expenses of management.....			
Less premiums paid to other offices for re-assurances..... 8,375	1	6		Medical officers and fees..... £ 2,656	8	9	
Net premiums..... £264,482	10	10		Policy stamps..... 257	4	7	
Interest and dividends..... 60,071	7	7		Pension..... 100	0	0	
Other receipts—							
Registration of assignments and other fees.... 59	8	0		Income tax.....	35,045	10	10
Total income..... 324,613	6	5		Dividends.....	2,791	11	5
				Dividends and bonus to shareholders, viz. :—			
				Dividends..... £ 1,000	0	0	
				Bonus..... 2,500	0	0	
				Cash bonuses to policy-holders.....	3,500	0	0
				Investment reserve account—amount transferred.....	992	18	5
					10,000	0	0
					£ 222,852	12	6
				Amount of funds at the beginning of the year.. £1,527,741	9	10	
				Addition for 1901..... 101,760	13	11	
				Amount of funds at the end of the year (as per balance sheet).....	1,629,502	3	9
					£1,852,354	16	3

LONDON AND LANCASHIRE LIFE—Concluded.

BALANCE SHEET ON DECEMBER 31, 1901.

LIABILITIES.		ASSETS.	
£	s. d.	£	s. d.
Capital fully subscribed.....	100,000 0 0	Mortgages on property within the United Kingdom—	
Original amount paid up.....	£ 10,000 0 0	On real and leasehold property. £17,308 16 6	
Proprietors' share of profits added	10,000 0 0	On life interests and reversions. 15,467 19 6	£ 32,866 16 0
Proprietors' Fund—		Mortgages on freehold property in Canada and India.....	210,707 6 9
Balance thereof at Dec. 31, 1900	5,137 7 11	Loans on the company's policies.....	243,574 2 9
Less amount of bonus distributable amongst proprietors in 1901.....	2,500 0 0	Investments—	150,956 3 4
Assurance fund.....	2,637 7 11	British government securities.....	£23,003 12 5
Total funds (as per revenue account).....	1,629,502 3 9	Corporation stocks, United Kingdom.....	11,983 17 0
Investment reserve.....	£ 22,637 7 11	Indian and colonial government securities and special deposit with the Canadian government.....	195,967 10 8
Being profit and loss items not appropriated.....	£ 13,659 17 4	Indian railway stocks and shares.....	34,310 14 1
And additional reserve to cover present depreciation of securities per contra.....	10,000 0 0	Foreign government securities.....	26,086 13 1
Claims admitted but not paid.....	£ 23,659 17 4	Railway and other debentures and debenture stocks.....	648,325 14 1
Other sums owing by the company—		Railway shares, preference and ordinary.....	122,159 17 11
Interest and bonus to shareholders to December 31, 1901, &c.....	1,751 18 1	Other shares (preference and ordinary).....	13,104 17 4
		House property in United Kingdom, Canada and Australia.....	76,789 4 8
		Purchase of improved ground rent.....	13,180 19 3
		Reversions.....	8,149 15 5
		Loans on personal security in connection with life policies.....	1,173,062 15 11
		Branch offices' and agents' balances.....	2,138 18 6
		December premiums on which the days of grace are current.....	£ 12,653 8 1
		Outstanding interest, viz. :—	43,262 2 1
		Accrued, but not due.....	55,915 10 2
		Overdue.....	13,107 8 11
		Outstanding rents.....	2,233 6 4
		Amounts placed on deposit for fixed periods.....	15,340 15 3
		Cash—	208 7 0
		On current account at head office and branch banks.....	4,010 18 1
		Bills receivable.....	£ 25,772 16 8
			274 2 10
			26,046 19 6

SESSIONAL PAPER No. 8

Other assets—			
Furniture and fittings at head office and branches...	£3,006	17	0
Less amount written off for depreciation this year.....	300	13	8
Policy stamps in hand.....			
	2,706	3	4
	19	12	6
	<hr/>		
	2,725	15	10
	<hr/>		
	£1,673,980	6	4
	<hr/>		
	£1,673,980	6	4
	<hr/>		

THE LONDON ASSURANCE.

STATEMENT FOR THE YEAR ENDING DECEMBER 31, 1901.

Governor—HENRY J. B. KENDALL, Esq. | Manager—JAMES CLUNES.

Principal Office—No. 7 Royal Exchange, London, E.C.

Chief Agent and Attorney in Canada— | Head Office in Canada—Montreal.
E. A. LILLY. |

(Incorporated, June 22, 1720. Commenced business in Canada, March 1, 1862.)

(For Capital and Assets in Canada, see Fire Statement.)

LIABILITIES IN CANADA.

*Amount computed to cover the net reserve on all outstanding policies in Canada.....	\$	11,634 00
Reserves on bonus additions.....		4,055 00
Total net liability to policy-holders in Canada.....	\$	<u>15,689 00</u>

INCOME IN CANADA.

Amount of premiums received in cash during the year on life policies in Canada.....	\$	<u>1,108 44</u>
---	----	-----------------

EXPENDITURE IN CANADA.

Paid for commission in Canada.....	\$	2 81
Total expenditure in Canada.....	\$	<u>2 81</u>

MISCELLANEOUS.

Number of policies become claims in Canada during the year.....	None.
Number of policies in force in Canada at date (whole life).	7
Amount of said policies.....	\$ 27,253 33
Bonus additions.....	5,932 71
Total amount in force at December 31, 1901.	\$ <u>33,186 04</u>

(For General Business Statement, see Appendix.)

*Based on the Institute of Actuaries H^m. Table 4½ per cent interest, computed by the Department.

SESSIONAL PAPER No. 8

THE LONDON LIFE INSURANCE COMPANY.

STATEMENT FOR THE YEAR ENDING DECEMBER 31, 1901.

President—JOHN McCLARY.

Secretary and Manager—J. G. RICHTER.

Head Office—London, Ont.

(Incorporated by Act of the Legislature of Ontario, 37 Vic., cap. 85, in 1874. Charter extended by Dominion Act, 47 Vic., cap. 89, in 1884. Amended in 1885 by 48-49 Vic., cap. 94, and in 1891 by 54-55 Vic., cap. 117. Commenced business in Canada, July, 1874. Dominion license issued, December 7, 1885.)

CAPITAL.

Amount of joint stock capital authorized.....	\$	1,000,000 00
“ “ subscribed for.....		250,000 00
“ “ paid up in cash.....		50,000 00

(For List of Stockholders, see Appendix.)

ASSETS AS PER LEDGER ACCOUNTS.

Balance on mortgaged property sold under agreement.....	\$	6,308 17
Amount secured by way of loans on real estate by bond or mortgage, first liens.....		830,135 99
Amount of loans secured by bonds, stocks or other marketable collaterals.....		14,225 00

	Par value.	Market value.	Amount loaned.
10 shares Agricultural Savings and Loan Co.....	\$ 500 00	\$ 585 00	\$ 500 00
990 shares Ontario Loan and Debenture Co.....	18,700 00	20,704 00	13,725 00
	<u>\$ 19,200 00</u>	<u>\$ 21,289 00</u>	<u>\$ 14,225 00</u>

Amount of loans as above on which interest has been over-due for one year or more previous to statement..... \$16,605 28

Amount of loans made to policy-holders on the company's policies assigned as collaterals..... 52,991 02

Stocks and bonds owned by the company, viz. :—

	Par value.	Market value.	Ledger value.
1,000 shares Ontario Loan and Debenture Co. stock.....	\$ 50,000 00	\$ 60,000 00	\$ 59,250 00
1,000 shares Ontario Loan and Debenture Co. 20 per cent stock.....	10,000 00	11,200 00	11,000 00
25 shares Dominion Savings and Investment Society stock.....	1,250 00	887 50	906 00
100 shares Canadian Savings and Loan Co. stock.....	5,000 00	5,800 00	5,600 00
52 shares Agricultural Savings and Loan Co. stock.....	2,600 00	3,042 00	2,964 00
32 shares Huron and Erie Loan and Savings Co. stock.....	1,600 00	2,800 00	2,500 00
16 shares Huron and Erie Loan and Savings Co. 20 per cent stock.....	160 00	256 00	240 00
City of Winnipeg school debentures.....	15,000 00	15,000 00	15,000 00
City of London debentures.....	45,300 00	45,300 00	45,300 00
Cardiff Township debentures.....	368 93	368 93	368 93
Total.....	<u>\$131,278 93</u>	<u>\$144,654 43</u>	<u>\$143,188 93</u>

(Of the above, \$15,000 City of Winnipeg school debentures and \$45,000 City of London debentures are in deposit with the Receiver General.)

1-2 EDWARD VII., A. 1902

LONDON LIFE INSURANCE COMPANY—*Continued.*ASSETS—*Concluded.*

Carried out at ledger value.....	\$	143,188	93
Cash at head office.....		2,207	18
Cash in banks, viz. :—Molsons Bank.....	\$	12,281	99
Total carried out.....		12,281	99
Money advanced in connection with loans in process of going through.....		5,431	54
Total.....	\$	1,066,769	82

OTHER ASSETS.

Interest due.....	\$	11,234	52
Interest accrued.....		21,248	71
Total interest.....		32,503	23
Net amount of uncollected and deferred premiums on new business, \$7,431.44; on renewals, \$19,485.91.....		26,917	35
Total assets.....	\$	1,126,190	40

LIABILITIES.

†Amount computed to cover the net present value of all policies in force.....	\$1,021,364	59	
Reserve for reversionary additions and premium reduction.....	42	62	
Total.....	\$1,021,407	21	
Deduct value of policies reinsured in other companies.....	3,131	00	
Net reinsurance reserve.....	\$	1,018,276	21
Claims for death losses unadjusted but not resisted.....		5,264	41
Amount of dividends or bonuses to policy-holders due and accrued.....		12,588	61
Amount of dividends to stockholders due and unpaid.....		2,000	00
Contingent fund.....		4,000	00
Advance premiums (net).....		310	96
Proprietors' account.....		282	21
Total liabilities.....	\$	1,042,722	40
Surplus on policy-holders' account.....	\$	83,468	00

INCOME DURING THE YEAR.

Cash received for premiums, ordinary, \$76,267.25; industrial, \$190,869.39.....	\$	267,136	64
Premiums paid by dividends.....		4,818	04
Total.....	\$	271,954	68
Deduct premiums paid to other companies for reinsurance.....		227	85
Net premium income.....	\$	271,726	83
Amount received for interest or dividends on stock, &c.....		50,292	76
Total income.....	\$	322,019	59

†Reserve based on Institute of Actuaries' H^M. Table, with interest at 4 per cent for ordinary policies issued up to 31st December, 1899, and with interest at 3½ per cent for ordinary policies issued since that date; for industrial policies issued up to 31st December, 1899, the Combined Experience Table with interest at 4 per cent, and for industrial policies issued since that date, Farr's English Table, No. 3, with interest at 3 per cent.

SESSIONAL PAPER No. 8

LONDON LIFE INSURANCE COMPANY—*Continued.*

EXPENDITURE DURING THE YEAR.

Cash paid for death losses, ordinary, \$19,099.99 ; industrial, \$40,798.33 (of this amount, \$3,250 accrued in 1900).....	\$	59,898 32
Cash paid for matured endowments.....		13,209 05
Cash paid for surrendered policies.....		3,323 05
Cash dividends applied in payment of premiums, or paid to policy- holders.....		4,818 04
Total paid to policy-holders	\$	81,248 46
Cash paid to stockholders for interest or dividends.....		4,000 00
Cash paid for commissions, salaries and other expenses of officials.....		89,259 85
Taxes, &c.....		3,294 40
Miscellaneous payments, viz.:—Medical examination fees, \$3,029 ; travelling expenses, \$5,073.83 ; postage and exchange, \$758.60 ; printing and stationery, \$2,976.57 ; advertising, \$465.78 ; rents, \$3,097 ; sundries, \$1,815.81 ; commission on investments, \$2,123.09 ; legal expenses, \$158.99 ; office furniture, \$300.23		19,798 90
Total expenditure.....	\$	197,601 61

SYNOPSIS OF LEDGER ACCOUNTS.

Amount of net ledger assets at Dec. 31, 1900.....	\$	942,351 84
Amount of income as above.....		322,019 59
Total	\$	1,264,371 43
Amount of expenditure as above.....		197,601 61
Balance, net ledger assets at Dec. 31, 1901.....	\$	1,066,769 82

MISCELLANEOUS.

Number of new policies reported during the year as taken, increased and revived in Canada—ordinary, 1,041 ; industrial, 11,465.....		12,506
Amount of said policies—ordinary	\$	765,710 00
" " industrial		877,342 80
Total	\$	1,643,052 80
Number of policies become claims (including matured endowments) during the year— ordinary, 41 ; industrial, 571.....		612
Amount of said claims—ordinary	\$	33,174 45
" " industrial.....		40,908 58
Total		74,083 03
Number of policies in force in Canada at date—ordinary, 3,293 ; industrial, 43,294		46,587
Amount of said policies—ordinary	\$	2,829,781 47
" " industrial		3,673,760 15
Total	\$	6,503,541 62
Bonus additions thereon.....		92 00
Total	\$	6,503,633 62
Amount of said policies reinsured in other licensed companies in Canada.....		14,500 00
Net amount in force, December 31, 1901		6,489,133 62

1-2 EDWARD VII., A. 1902

LONDON LIFE INSURANCE COMPANY—*Continued.*

EXHIBIT OF POLICIES.

ORDINARY POLICIES.

Policies in force Dec. 31, 1900 :

	No.	Amount.	No.	Amount.
Whole life policies.....	1,155	\$ 946,267 19		
Endowment assurances.....	871	571,331 77		
All other policies.....	798	987,333 97		
Bonus additions.....		61 00		
			2,824	\$2,504,993 93

New policies issued :—

Whole life policies.....	273	\$ 200,300 00		
Endowment assurances.....	484	213,800 00		
All other policies.....	281	319,500 00		
			1,038	763,600 00

Old policies revived.....			3	1,300 00
Old, changed and increased.....				841 00

Total.....			3,865	\$3,270,734 93
Deduct policies terminated.....			572	440,861 46

Ordinary policies in force at Dec. 31, 1901 :—

	No.	Amount.		
Whole life policies.....	1,270	\$1,031,688 79		
Endowment assurances.....	1,136	702,542 68		
All other policies.....	887	1,093,550 00		
Bonus additions.....		92 00		
			3,293	\$2,829,873 47

DETAILS OF ORDINARY POLICIES WHICH HAVE CEASED TO BE IN FORCE.

	No.	Amount.
Policies terminated by death.....	23	\$ 20,117 41
“ “ maturity.....	18	13,220 00
“ “ surrender.....	17	17,150 08
“ “ lapse.....	465	332,220 00
“ “ change and decrease.....	..	11,553 97
“ “ by not being taken.....	49	46,600 00
	572	\$440,861 46

INDUSTRIAL POLICIES.

Policies in force at Dec. 31, 1900 :—

	No.	Amount.	No.	Amount.
Whole life policies.....	16,487	\$1,651,193 80		
Endowment assurances.....	23,915	1,918,413 25		
All other policies.....	806	35,965 90		
			41,208	\$3,605,572 95

New policies issued :—

Whole life.....	5,007	\$ 446,492 20		
Endowment assurances.....	6,423	408,013 50		
			11,430	854,505 70

Old policies revived.....			35	3,720 00
Old, changed and increased.....			106	21,671 50

Total.....			52,779	\$4,485,470 15
Deduct policies terminated.....			9,485	811,710 00

Policies in force at Dec. 31, 1901 :—

Whole life policies.....	17,335	\$1,715,966 50		
Endowment assurances.....	25,074	1,921,353 25		
All other policies.....	885	36,440 40		

Total industrial policies in force at Dec. 31, 1901.....			43,294	\$3,673,760 15
--	--	--	--------	----------------

SESSIONAL PAPER No. 8

THE LONDON LIFE INSURANCE COMPANY—*Concluded.*

DETAILS OF INDUSTRIAL POLICIES WHICH HAVE CEASED TO BE IN FORCE DURING THE YEAR 1901.

	No.	Amount.
Policies terminated by death.....	571	\$ 43,402 03
“ “ surrender.....	1	60 00
“ “ lapse.....	8,807	740,611 47
“ “ change and decrease.....	106	27,636 50
Total terminated.....	<u>9,485</u>	<u>\$811,710 00</u>

Industrial Policies—Number of lives and amounts assured at Dec. 31, 1901, at ages grouped as under :—

	5 YEARS AND UNDER.		6 TO 10, INCLUSIVE.		ALL OTHER AGES.	
	No. of Policies.	Amount insured.	No. of Policies.	Amount insured.	No. of Policies.	Amount insured.
		\$ cts.		\$ cts.		\$ cts.
Life.....	699	15,759 80	1,127	56,238 70	15,509	1,643,968 00
Endowment..	2,828	125,015 50	4,758	322,021 50	14,456	1,280,815 00
Expectation endowment.....	274	7,565 50	213	11,288 00	1,180	132,098 50
Combination.....	2	201 00	12	1,413 50	183	18,509 50
Paid up term.....					688	16,316 40
Paid up endowment.....					1,365	42,549 25
	<u>3,803</u>	<u>148,541 80</u>	<u>6,110</u>	<u>390,961 70</u>	<u>33,381</u>	<u>3,134,256 65</u>

Industrial Policies—Number and amount of claims paid during 1901, at ages grouped as under :—

5 years and under.			6 to 10, inclusive.			All other Ages.	
No. of Claims.	No. of Lives.	Amount paid.	No. of Claims.	No. of Lives.	Amount paid.	No. of Claims.	Amount paid.
<u>46</u>	<u>46</u>	<u>\$ 703 50</u>	<u>33</u>	<u>31</u>	<u>\$ 1,092 50</u>	<u>492</u>	<u>\$ 39,002 33</u>

*THE MANUFACTURERS' LIFE INSURANCE COMPANY.

STATEMENT FOR THE YEAR ENDING DECEMBER 31, 1901.

President—Hon. GEO. W. ROSS.
 Assistant Secretary—L. A. WINTER.

Managing Director and Chief Agent—
 JAMES F. JUNKIN.
 Principal Office—Toronto, Ont.

CAPITAL.

Amount of joint stock capital authorized.....	\$	3,000,000	00
Amount subscribed for.....		1,500,000	00
Amount paid in cash.....		300,000	00

(For List of Stockholders, see Appendix.)

ASSETS AS PER LEDGER ACCOUNTS.

Value of real estate held by the company (less encumbrances).....	\$	56,859	24
Amount secured by way of loans on real estate, by bond or mortgage, first liens.....		1,076,453	47
The same; second liens.....		941	58
Amount of loans secured by bonds, stocks or other marketable collate- rals.....		175,492	47

	Par value.	Market value.	Amount loaned.
Metropolitan Street Railway Co. stock....	\$ 12,000 00	\$ 12,000 00	\$ 10,000 00
Bonds of Sao Paulo Railway, Light and Power Co.....	200,000 00	180,000 00	100,000 00
Winnipeg Street Railway Co. stock.....	31,200 00	36,192 00	28,000 00
Western Assurance Co. stock.....	5,000 00	5,300 00	4,000 00
Dominion Bank stock.....	500 00	1,196 25	700 00
Montreal Investment and Freehold Co. stock.....	15,000 00	15,000 00	9,492 47
Toronto Railway stock.....	5,000 00	5,768 75	23,300 00
Bank of Commerce stock.....	3,150 00	4,803 75	
Bank of Hamilton stock.....	6,800 00	15,283 00	
	<u>\$278,650 00</u>	<u>\$275,543 75</u>	<u>\$175,492 47</u>

Amount of loans as above on which interest has been overdue for one year or more previous to statement.....	\$19,800
Amount of loans made to policy-holders on the company's policies assigned as collaterals.....	246,260 38
Policy loans under non-forfeiture agreement.....	7,744 70

*By an Act of the Parliament of Canada, assented to on the 23rd day of May, 1901, being chapter 105 of the Statutes of 1901, the Manufacturers and Temperance and General Life Assurance Company was incorporated, with power to acquire and purchase from the Manufacturers Life Insurance Company (incorporated June 23, 1887, by 50-51 Vic., cap. 104) and the Temperance and General Life Assurance Company of North America (incorporated April 19, 1884, by 47 Vic., cap. 97), their respective entire assets, business properties, name and good-will, upon the terms of the proposed agreement set out in the schedule to said chapter 105 of the Statutes of 1901. Such agreement was duly executed on July 2, 1901, where-upon the Manufacturers Life Insurance Company and the Temperance and General Life Assurance Company of North America were in effect amalgamated under the name of "The Manufacturers and Temperance and General Life Assurance Company." By virtue of the provisions of section 18 of said chapter 105 of the Statutes of 1901, this name was changed by an Order of the Governor in Council, dated December 30, 1901, to "The Manufacturers Life Insurance Company."

SESSIONAL PAPER No. 8

THE MANUFACTURERS LIFE INSURANCE COMPANY—*Continued.*

Stocks and bonds owned by the company, viz.:—

	Par value.	Ledger value.	Market value.
City of Brandon	\$ 39,760 00	\$ 44,261 33	\$ 45,490 42
" Toronto	24,335 00	25,525 66	25,447 11
" Halifax	25,000 00	26,657 50	26,545 00
" Winnipeg	40,000 00	43,198 00	47,336 00
" Hamilton	25,000 00	26,962 50	26,725 00
" Nelson	45,000 00	49,359 00	48,590 00
" Greenwood	30,000 00	30,375 00	30,000 00
" St. Catharines	3,000 00	3,000 00	3,146 70
Town of North Bay	4,220 99	4,610 97	4,571 15
" Huntsville	2,525 00	2,525 00	2,692 00
" Brockville	25,000 00	25,835 00	25,647 50
" Toronto Junction	66,150 00	54,103 12	55,038 20
" Sault Ste. Marie	18,400 00	18,162 40	20,030 64
" Fort William	12,000 00	12,000 00	12,000 00
" Parry Sound	25,992 40	25,335 44	25,335 44
" Brampton	8,965 94	8,965 94	10,264 53
" Cornwall	2,382 11	2,446 82	2,407 60
" Deseronto	23,621 43	24,118 34	23,663 89
" Ingersoll	3,849 00	4,061 13	3,908 66
" Milton	4,956 90	5,088 47	5,254 55
" Napanee	6,000 00	6,116 55	6,115 00
" Niagara Falls	9,577 20	11,298 43	11,195 10
" North Toronto	8,746 00	8,808 52	8,842 31
" Oakville	5,500 00	6,102 42	6,102 42
" Palmerston	39,577 12	41,029 57	41,515 93
" Pembroke	12,263 29	12,514 86	12,840 91
" Port Arthur	3,250 00	3,321 14	3,429 93
" St. Mary's	688 01	701 21	714 34
" Whitby	4,940 38	4,940 38	5,576 72
" Woodstock	4,827 00	5,438 72	5,215 57
" Bowmanville	9,479 98	9,608 43	10,545 62
Village of Burk's Falls	2,006 00	2,000 00	2,327 00
" Chesley	13,864 29	14,249 75	14,055 04
" Fort Erie	6,665 27	6,797 60	7,029 68
" Glencoe	4,500 02	4,768 15	4,721 90
" Waterford	493 35	494 78	498 08
Newfoundland Government debenture bonds	24,333 33	19,886 77	19,886 77
County of Westbourne	28,000 00	30,561 97	30,561 97
Township of McRivine	2,381 38	2,421 88	2,512 70
" Hilton	1,000 00	1,000 00	1,054 10
" Ratter and Dunnett	1,307 66	1,376 01	1,370 70
" Sherborne, &c.	969 76	1,013 51	1,013 51
" McKim	3,394 15	3,547 43	3,547 43
" Dymond	1,500 00	1,570 25	1,570 25
" Himsworth	537 25	552 94	562 92
" Huron	863 39	863 39	863 39
" Machar	1,243 14	1,330 95	1,389 65
" Neebing	4,000 00	4,313 46	4,396 40
" Proton	1,098 00	1,155 93	1,155 93
" York	18,497 04	18,896 33	20,231 36
School district of Wapella	1,425 00	1,472 50	1,472 50
" Strathcona	12,350 00	12,854 98	12,829 73
" Edgeley	1,045 00	1,070 00	1,070 00
" Yorkton	7,600 00	7,365 68	7,377 40
" Nelson	1,700 00	1,717 00	1,717 00
" Jones Valley	700 00	707 00	707 00
" Arbordale	500 00	505 00	505 00
" North Star	990 00	909 00	909 00
" Sargent	600 00	606 00	606 00
" Westling	600 00	606 00	606 00
" Gladstone	5,000 00	5,362 51	5,362 51
" Harrison	1,400 00	1,492 97	1,492 97
" Martin	860 00	908 40	908 40
" Moosomin	4,750 00	4,840 27	4,840 27
Quebec Ry. Light and Power Co.	47,000 00	50,278 55	50,278 55
Canadian Northern Ry. land grant...	200,000 00	197,500 00	200,000 00
Canadian Northern Ry. (guaranteed by Province of Manitoba)	87,600 00	94,170 00	94,170 00
Toronto Railway first mortgage bonds	48,666 66	50,710 66	50,710 66

1-2 EDWARD VII., A. 1902

THE MANUFACTURERS LIFE INSURANCE COMPANY—*Continued.*Stocks and bonds owned by the Company—*Continued.*

	Par value.	Ledger value.	Market value.
Manitoba South Eastern Railway (guaranteed by Province of Manitoba)	\$ 64,726 66	\$ 69,452 62	\$ 69,452 62
Toronto Savings and Loan Co.	64,000 00	64,000 00	64,000 00
Hamilton Electric Light and Cataract Power Co.	50,000 00	50,712 56	50,712 56
Toronto Hotel Company.	10,000 00	9,500 00	9,500 00
Ottawa Electric Company.	75,000 00	77,375 19	77,375 19
Toronto Electric Light Company	48,000 00	48,000 00	48,000 00
Bell Telephone Company.	20,000 00	22,682 00	22,682 00
Sao Paulos Light and Power Co.	205,000 00	184,500 00	184,500 00
Hastings Loan and Investment Society	35,000 00	35,000 00	35,000 00
The R. W. Kinsman Company.	10,000 00	10,000 00	10,000 00
Niagara Falls Power Company.	10,000 00	10,005 00	10,000 00
Central Canada Loan and Savings Co.	10,000 00	10,000 00	10,000 00
Ottawa Electric Co. stock.	99,300 00	95,940 00	95,940 00
Dominion Bank stock.	20,000 00	47,369 61	47,650 00
Bank of Toronto stock.	2,800 00	6,425 00	6,440 00
Toronto Electric Light Co. stock.	40,000 00	56,308 75	56,500 00
Toronto Railway stock.	20,000 00	22,300 00	23,075 00
Total.	<u>\$1,858,179 10</u>	<u>\$1,915,920 20</u>	<u>\$1,931,327 38</u>
Carried out at ledger value.			\$ 1,915,920 20
Cash at head office.			5,231 17
Cash in banks, viz. :—			
National Bank of India, Bombay, India.	\$ 367 61		
Bank of Toronto, Toronto.	1,160 07		
Colonial Bank, Bridgetown, Barbadoes.	1,278 07		
Bank of Nova Scotia, Kingston, Jamaica.	2,879 40		
Imperial Bank, Winnipeg.	301 19		
Imperial Bank, Toronto.	5,455 33		
		\$11,441 67	
Less overdraft, Traders Bank.		112 15	
Total cash in banks.			11,329 52
Agents' balances, current accounts.			6,802 37
Office furniture.			6,321 28
Due by mortgagors.			334 67
Life reversions.			589 07
Total.			<u>\$ 3,510,280 12</u>
OTHER ASSETS.			
Market value of stocks, bonds, debentures, &c., over ledger value.			15,407 18
Interest due.	\$ 4,130 82		
" accrued.	48,239 22		
Total carried out.			52,370 04
Net amount of uncollected and deferred premiums on new business, \$39,004.08; on renewals, \$155,415.83.			194,419 91
Total assets.			<u>\$ 3,772,477 25</u>

SESSIONAL PAPER No. 8

THE MANUFACTURERS' LIFE INSURANCE COMPANY—*Continued.*

LIABILITIES.

† Amount computed to cover the net present value of all policies in force.....	\$3,217,965	00
Reserve for reversionary additions and premium reductions	7,266	00
Reserve for life annuities.....	10,428	00
Total.....	\$3,235,659	00
Deduct value of policies reinsured in other companies...	31,523	00
Net reinsurance reserve.....		\$3,204,136 00
Claims for death losses, unadjusted but not resisted.....	\$ 38,360	00
“ “ resisted—in suit.....	10,000	00
“ “ “ not in suit.....	1,000	00
Total claims for death losses.....		49,360 00
Present value of death claims payable by instalments not yet due....		3,355 00
Surrender values claimable on policies cancelled.....		2,475 00
Dividends to policy-holders due and unpaid.....		2,107 00
Due for general expenses.....		5,218 24
Cash paid in suspense.....		1,814 51
Total liabilities.....	\$ 3,268,465	75
Surplus on policy-holders' account.....	\$ 504,011	50

INCOME.

Cash received for premiums.....	\$ 933,297	41
Premiums paid by dividends.....	3,835	05
Total.....	\$ 937,132	46
Deduct premiums paid to other companies for reinsurance.....	15,211	30
Net premium income.....	\$ 921,921	16
Received for interest or dividends.....	141,189	33
Rents.....	530	09
Total.....	\$ 1,063,640	58
Received for calls on capital.....	40,000	00
Total income.....	\$ 1,103,640	58

† Reserve based on Institute of Actuaries' Hm. Mortality Table, with interest at 4½ per cent for Canadian policies issued prior to January, 1, 1900; and at 3½ per cent for all policies issued subsequent to December 31, 1899.

1-2 EDWARD VII., A. 1902

THE MANUFACTURERS' LIFE INSURANCE COMPANY—*Continued.*

EXPENDITURE.

Cash paid for death losses.....	\$ 177,872 49	
Payments on matured instalment policies.....	250 00	
Total.....	\$ 178,122 49	
Deduct amount received from other companies for reinsurance.....	8,500 00	
Net amount paid for death claims.....	\$ 169,622 49	
Cash paid for matured endowments.....	30,764 00	
Cash paid to annuitants.....	1,332 80	
Cash paid for matured investment policies.....	711 25	
Cash paid for surrendered policies.....	22,271 94	
Cash dividends paid to policy-holders.....	6,354 81	
Cash dividends applied in payment of premiums.....	3,835 05	
Total paid to policy holders.....	\$ 234,892 34	
Cash paid stockholders for interest or dividends.....	24,570 51	
Cash paid for commissions, salaries and other expenses of officials.....	205,873 43	
Cash paid for taxes, licenses, fees or fines.....	8,157 49	
Miscellaneous payments:—Printing, \$3,836.52; advertising, \$6,295.14; postage, telegrams and express, \$3,627.42; directors' fees, \$6,117.42; medical fees, \$14,706.71; law costs, \$1,334.56; light account, \$102.03; office furniture, \$447.77; auditors' fees, \$824.96; mercantile reports, \$129.15; amalgamation expenses, \$9,230.98; telephones, \$254.86; exchange, \$365.24; insurance papers, \$312.78; sundry expenses, \$3,020.30; office supplies, \$1,495.08; commission on loans, \$214.50; rents, \$5,777.32; valuation fees, \$39.40;	58,132 14	
Total expenditure.....	\$ 531,625 91	

SYNOPSIS OF LEDGER ACCOUNTS.

Amount of net ledger assets at Dec. 31, 1900.....	\$ 2,939,925 56
Amount of cash income as above.....	1,103,640 58
Amount recovered on suspense item previously written off.....	61 40
Amount recovered on mortgage item previously written off.....	350 33
Total.....	\$ 4,043,977 87
Amount of expenditure as above.....	\$531,625 91
Amounts written off real estate, mortgages and office furniture.....	3,886 35
Total.....	535,512 26
Balance, net ledger assets at Dec. 31, 1901.....	\$ 3,508,465 61

SESSIONAL PAPER No. 8

THE MANUFACTURERS' LIFE INSURANCE COMPANY—*Continued.*

MISCELLANEOUS.

Number of policies reported during the year as taken and paid for in cash	2,317	
Amount of said policies	\$	3,415,089 00
Amount of said policies reinsured in other companies		38,000 00
Number of policies become claims during the year	152	
Amount of said claims	\$	236,420 00
Amount of said claims reinsured in other licensed companies in Canada	8,500 00	
Net amount carried out		227,920 00
Number of policies in force at date	19,959	
Amount of said policies	\$	27,126,232 00
Bonus additions thereon	12,699 00	
Total	\$	27,138,931 00
Amount of said policies reinsured in other companies (including \$197 bonus additions)	359,005 00	
Net amount in force at December 31, 1901		26,779,926 00
Number of life annuities in force	5	
Amount of annual payments thereunder		1,400 00

EXHIBIT OF POLICIES.

In force at beginning of year.

	No.	Amount.	No.	Amount.
Whole life policies	13,478	\$ 17,336,156		
Endowment assurances	3,997	5,721,786		
All other policies	1,250	2,285,314		
			18,725	\$ 25,343,256

New policies issued.

Whole life policies	2,042	\$ 2,749,866		
Endowment assurances	1,221	2,041,077		
All other policies	132	232,458		
			3,395	5,023,401
Old policies revived			40	147,380
Old, changed and increased			50	54,335
Total			22,210	\$ 30,568,372
Deduct terminated and not taken			2,251	3,429,441

In force at end of year.

Whole life policies	14,110	\$ 18,018,459		
Endowment policies	4,696	7,000,971		
All other policies	1,153	2,119,501		
			19,959	\$ 27,138,931
Policies reinsured				359,005
Net in force at December 31, 1901			19,959	\$ 26,779,926

1-2 EDWARD VII., A. 1902

THE MANUFACTURERS' LIFE INSURANCE COMPANY—*Continued.**Details of policies which have ceased to be in force.*

	No.	Amount.
Terminated by death.....	129	\$ 205,656
" maturity.....	23	30,771
" surrender.....	125	164,868
" lapse.....	1,293	1,742,769
" change and decrease.....	50	223,614
" not being taken.....	631	1,061,867
Total.....	<u>2,251</u>	<u>\$ 3,429,441</u>

BUSINESS OUTSIDE OF CANADA.

(Included in above Statement.)

ASSETS.

Cash in banks, viz.:—

Bank of Nova Scotia, Kingston, Jamaica.....	\$ 2,879 40
Colonial Bank, Barbadoes.....	1,278 07
National Bank, Bombay, India.....	367 61
Total.....	\$ 4,525 08
Agents' ledger balances.....	4,315 75
Net amount of premiums outstanding and deferred—	
On new business, \$19,474.75; on renewals, \$27,151.79.....	46,626 54
Total assets outside of Canada.....	<u>\$ 55,467 37</u>

LIABILITIES.

Amount computed to cover present value of policies in force.....	\$ 223,323 00
Reserve for reversionary additions and premium reductions.....	817 00
Total.....	\$ 224,140 00
Deduct value of policies reinsured in other companies....	2,515 00
Net reinsurance reserve.....	\$ 221,625 00
Claims for death losses unadjusted but not resisted.....	8,860 00
Total liabilities.....	<u>\$ 230,485 00</u>

PREMIUM INCOME OUTSIDE OF CANADA.

Cash received for premiums.....	\$ 122,445 02
Premiums paid by dividends.....	170 00
Total.....	\$ 122,615 02
Deduct premiums paid to other companies for reinsurance.....	3,134 70
Net premium income in other countries.....	<u>\$ 119,480 32</u>

SESSIONAL PAPER No. 8

THE MANUFACTURERS' LIFE INSURANCE COMPANY—*Concluded.*

PAYMENTS TO POLICY-HOLDERS OUTSIDE OF CANADA.

Cash paid for death claims.....	\$	13,120 00
Cash paid for surrendered policies.....		1,471 96
Cash dividends applied in payment of premiums.....		170 00
Total amount paid policy-holders outside of Canada.....	\$	<u>14,761 96</u>

MISCELLANEOUS.

Number of new policies reported during the year as taken and paid for outside of Canada.....	420	
Amount of said policies.....	\$	820,072 00
Amount of said policies reinsured in other companies.....		20,000 00
Number of policies become claims.....	8	
Amount of said claims.....		13,180 00
Number of policies in force at date.....	1,297	
Amount in force.....	\$2,552,299 00	
Bonus additions thereon.....		1,656 00
Total.....	\$2,553,955 00	
Amount reinsured in other licensed companies in Canada.....		37,000 00
Net amount in force at December 31, 1901.....		<u>2,516,955 00</u>

EXHIBIT OF POLICIES OUTSIDE OF CANADA.

<i>Policies in force at beginning of year.</i>		No.	Amount.	No.	Amount.
Whole life policies.....	314	\$ 647,946			
Endowment assurances.....	455	831,963			
All other policies.....	3	9,803			
			772	\$	1,489,712
<i>New policies issued.</i>		No.	Amount.	No.	Amount.
Whole life policies.....	237	\$ 387,563			
Endowment assurances.....	430	933,831			
All other policies.....	11	32,958			
			678		1,354,352
Total.....			1,450	\$	2,844,064
Deduct policies terminated.....			153		290,109
					<u>2,553,955</u>
<i>Policies in force at end of year.</i>		No.	Amount.	No.	Amount.
Whole life policies.....	487	\$ 902,028			
Endowment assurances.....	798	1,611,744			
All other policies.....	12	40,183			
			1,297	\$	2,553,955
Policies reinsured.....					37,000
Net in force at December 31, 1901.....			1,297	\$	<u>2,516,955</u>

Detail of policies which have ceased to be in force outside of Canada.

	No.	Amount.
Policies terminated by death.....	8	\$ 13,180
" surrender.....	2	5,000
" lapse.....	64	141,855
" change and decrease.....		2,250
" not taken.....	79	127,824
Total terminated outside of Canada.....	153	\$ 290,109

THE METROPOLITAN LIFE INSURANCE COMPANY.

STATEMENT FOR THE YEAR ENDING DECEMBER 31, 1901.

President—JOHN R. HEGEMAN. | *Secretary*—JAMES S. ROBERTS.

Principal Office—Corner Madison Avenue and 23rd Street, New York City.

Chief Agent in Canada—JOHN TILTON. | *Head Office in Canada*—Ottawa.

(Incorporated, June, 1866. Commenced business in Canada, November, 1872.)

CAPITAL.

Amount of capital authorized, subscribed for and paid up in cash. \$2,000,000 00

ASSETS IN CANADA.

Value of real estate in Canada held by company (office buildings, corner Metcalfe and Queen Sts., Ottawa, \$17,559.60; 39 St. John St., Quebec, \$7,403.60; office building, St. Joseph St. and Boulevard Langlier, Quebec, \$11,157.52; building site, St. Laurent, near Montreal, \$300).			36,420 72
Amount secured by way of loans on real estate in Canada, by bond or mortgage, first liens.			79,400 00
Amount of loans made to Canadian policy-holders on the company's policies assigned as collaterals.			6,160 90
Premium obligations on Canadian policies in force.			5,220 92
Stocks and bonds in deposit with the Receiver General:—			
	Par value.	Market value.	
Dominion of Canada stock.	\$ 247,333 33	\$ 238,980 00	
Canadian Northern Railway bonds.	99,766 67	102,759 66	
Town of Maisonneuve bonds	50,000 00	53,625 00	
Town of Salaberry, Valleyfield, bonds	50,000 00	50,500 00	
Toronto local improvement bonds.	97,662 23	99,062 38	
Province of Manitoba bonds.	300,000 00	318,000 00	
Total par and market values.	<u>\$ 844,762 23</u>	<u>\$ 862,927 04</u>	
Carried out at market value.			862,927 04
Interest due, \$43.01; accrued, \$7,536.89.			7,579 90
Rents due, \$208.50; rents accrued, \$182.50.			391 00
Gross premiums due and uncollected on Canadian policies in force	\$ 30,713 38		
Gross deferred premiums on same.		44,735 00	
Total outstanding and deferred premiums. \$		75,448 38	
Deduct cost of collection at 20 per cent.		15,089 68	
Net outstanding and deferred premiums.			60,358 70
Total assets in Canada.			<u>\$ 1,058,459 18</u>

SESSIONAL PAPER No. 8

METROPOLITAN LIFE—Continued.

LIABILITIES IN CANADA.

Amount computed to cover the net present value of all policies in force.....	\$ 986,073 00	
Reserve for annuities.....	2,621 00	
*Total net reinsurance reserve.....		\$ 988,694 00
Present value of amounts not yet due on matured instalment policies..		832 00
Claims for death losses unadjusted but not resisted.....	\$ 2,516 00	
" resisted, not in suit.....	1,642 00	
Total claims unsettled.....		4,158 00
Amount of dividends to Canadian policy-holders due and unpaid....		141 25
Due on account of general expenses.....		8,630 75
Amount of all other liabilities in Canada,—premiums paid in advance.		5,411 05
Total liabilities in Canada.....		\$ 1,007,867 05

INCOME IN CANADA.

Total net premium income.....	\$ 639,988 49
Amount received for interest or dividends on stock, &c.....	27,414 48
Rents.....	3,427 03
Total income in Canada.....	\$ 670,830 00

EXPENDITURE IN CANADA.

Cash paid for death losses in Canada (including bonuses).....	\$ 147,197 02
Premium obligations used in payment of same.....	158 25
Net amount paid on account of death claims.....	\$ 147,355 27
Net amount paid for endowment claims in Canada.....	50 00
Cash paid for surrendered policies.....	4,559 50
Cash dividends paid to Canadian policy-holders, or applied in payment of premiums.....	4,833 64
Total net amount paid to policy-holders in Canada.....	\$ 156,798 41
Cash paid for commission, salaries and other expenses of officials.....	337,105 92
Cash paid for licenses, taxes, fees or fines in Canada.....	6,568 09
Total expenditure in Canada.....	\$ 500,472 42

* Reserve on policies issued prior to January 1, 1901, based on Combined Experience 4 per cent Tables; and reserve on policies issued subsequent to and including January 1, 1901, based on American Experience 3½ per cent Tables.

1-2 EDWARD VII., A. 1902

METROPOLITAN LIFE—*Continued.*

PREMIUM NOTE ACCOUNT.

Premium obligations on hand at beginning of year	\$	5,373	35
“ received during the year.....		452	27
Total.....	\$	5,825	62
Amount of obligations used in payment of claims.....	\$	158	25
“ “ used in purchase of surrendered policies.....		123	78
“ “ voided by lapse.....		295	82
“ “ redeemed in cash.....		26	85
Total deductions.....		604	70
Balance, note assets at the end of the year.....	\$	5,220	92

MISCELLANEOUS.

Number of new policies reported during the year as taken in Canada—Ordinary, 3,355 ; industrial, 116,353	119,708
Amount of said policies—Ordinary.....	\$ 2,461,035 00
“ “ Industrial.....	15,170,907 00
	\$ 17,631,942 00
Number of policies become claims in Canada during the year— Ordinary, 28 ; industrial, 1,798.....	1,826
Amount of said claims—Ordinary.....	\$ 49,268 00
“ “ Industrial.....	100,490 00
	149,758 00
Number of policies in force in Canada at date—Ordinary, 5,474 ; industrial, 156,633.....	162,107
Amount of said policies—Ordinary.....	\$ 4,783,692 00
“ “ Industrial.....	18,877,937 00
Net in force at December 31, 1901.....	23,661,629 00
Number of life annuities in force in Canada at date—Ordinary....	2
Amount of annual payments thereunder.....	272 71

EXHIBIT OF POLICIES (CANADIAN BUSINESS).

	No.	Amount.
In force at beginning of year.....	93,942	\$14,380,024 00
New policies issued, revived, &c.....	120,709	17,899,364 00
Net transfers to Canada.....	527	30,189 00
	215,178	\$32,309,577 00
Deduct terminated	53,071	8,647,948 00
In force at end of year.....	162,107	\$23,661,629 00

SESSIONAL PAPER No. 8

METROPOLITAN LIFE—Continued.

DETAILS OF TERMINATIONS.

	No.	Amount.
Terminated by death.....	1,813	\$ 147,355 00
“ surrender.....	1,024	164,645 00
“ lapse.....	49,904	8,083,704 00
“ change and decrease.....	50	30,369 00
Policies not taken.....	280	221,875 00
	<u>53,071</u>	<u>\$ 8,647,948 00</u>

Industrial policies—No. of policies and amounts in force in Canada on December 31, 1901, as per ages grouped as under:—

	No. of lives.	Amount insured.
Ages, 5 years and under.....	30,777	\$3,894,458 00
Ages between 5 and 10 years.....	<u>26,565</u>	<u>3,024,611 00</u>

Industrial policies—No. and amount of claims paid in Canada during 1901, as per ages grouped as under:—

	No. of lives.	Amount insured.
Ages, 5 years and under.....	625	\$ 11,034 00
Ages between 5 and 10 years.....	<u>135</u>	<u>7,592 00</u>

GENERAL BUSINESS STATEMENT FOR THE YEAR ENDING DECEMBER 31, 1901.

INCOME DURING THE YEAR.

Total premium income.....	\$ 34,705,185 68
Received for interest and dividends.....	2,399,829 31
Received for rent.....	611,540 03
Profit on sales or maturity of securities.....	\$239,325 58
“ of real estate.....	3,705 56
Total.....	243,031 14
Ledger assets, other than premiums, received from other companies for assuming their risks.....	54,006 00
Deposits of agents in lieu of bonds.....	3,571 43
Total income.....	<u>\$ 38,017,163 59</u>

DISBURSEMENTS DURING THE YEAR.

Total net amount paid for losses and matured endowments.....	\$ 10,714,383 67
Paid to annuitants.....	23,808 49
Surrender values paid.....	413,506 51
Dividends to policy-holders.....	557,210 42
Cash paid to stockholders for interest or dividends.....	140,000 00
Commission and bonuses to agents.....	5,449,330 31
Cash paid for salaries of officers and office employees.....	1,449,974 13
Commuting commissions.....	1,974,849 59
Rents.....	381,085 09
Taxes, licenses and insurance department fees.....	516,939 50
Salaries and allowances of managers of agencies and agents.....	2,705,865 86
Medical examiners' fees and inspection of risks.....	651,154 15
Sundry expenses.....	1,398,237 09
Total disbursements.....	<u>\$ 26,376,344 81</u>

1-2 EDWARD VII., A. 1902

METROPOLITAN LIFE—*Concluded.*

LEDGER ASSETS.

Book value of real estate unencumbered.....	\$	10,175,762	61
Loans on bonds and mortgages, first liens on real estate.....		22,070,375	01
Loans to policy-holders on the company's policies assigned as collaterals.....		523,926	33
Premium notes on policies in force.....		653,167	67
Book value of stocks and bonds owned.....		35,037,531	37
Cash on hand and in banks.....		2,227,024	21
Agents' debit balances.....		13,808	59
Total net ledger assets.....	\$	70,701,595	79

NON-LEDGER ASSETS.

Interest due and accrued.....		469,812	17
Rents due and accrued.....		9,036	81
Net amount of uncollected and deferred premiums.....		2,328,923	40
Market value of bonds and stocks over book value.....		1,275,199	18
Gross assets.....	\$	74,785,567	35
Deduct items not admitted.....		13,808	59
Total admitted assets.....	\$	74,771,758	76

LIABILITIES.

*Net reinsurance reserve.....	\$	62,575,985	00
Present value of amounts not yet due on matured instalment policies..		32,085	00
Total unsettled claims.....		245,831	55
Unpaid dividends or surplus or other profits due policy-holders.....		20,626	66
Premiums paid in advance.....		208,807	47
Special reserves.....		1,230,427	00
Premium notes or loans in excess of the net value of their policies...		274,315	30
Agents' deposits in lieu of bonds.....		43,422	95
Due and accrued on account of salaries, rents, &c.....		201,727	40
Total liabilities.....	\$	64,833,228	33
Gross divisible surplus.....	\$	9,938,530	43

EXHIBIT OF POLICIES.

<i>General.</i>	No.	Amount.
Number of new policies issued during the year.....	111,242	
Amount of said policies.....		\$ 80,922,419 00
Number of policies terminated during the year.....	56,781	
Total amount terminated.....		43,749,337 00
Number of policies in force at date.....	225,640	
Net amount of said policies.....		195,485,753 00
<i>Industrial.</i>		
Number of new policies issued and old policies revived... 1,791,302		
Amount of said policies.....		\$296,606,312 00
Number of policies terminated during the year..... 1,109,707		
Total amount terminated.....		184,092,537 00
Number of industrial policies in force at date..... 6,008,662		
Amount of said policies.....		881,491,451 00

*Computed according to the Actuaries' Table of Mortality, with 4 per cent interest; issue of 1901, according to H^u. Table of the Institute of Actuaries, with 3½ per cent interest.

SESSIONAL PAPER No. 8

THE MUTUAL LIFE ASSURANCE COMPANY OF CANADA.

STATEMENT FOR THE YEAR ENDING DECEMBER 31, 1901.

President—ROBT. MELVIN.
Secretary—W. H. RIDDELL.

Manager and Chief Agent—
GEO. WEGENAST.
Head Office—Waterloo.

(Incorporated in 1869 by Act of the Legislature of the Province of Ontario, 32 Vic., cap. 17; amended in 1874 by 37 Vic., cap. 86. Incorporated in 1878 by Act of the Parliament of the Dominion of Canada, 41 Vic., cap. 33; amended in 1889 by 52 Vic., cap. 96, in 1894 by 57 Vic., cap. 123, and in 1900 by 63 Vic., cap. 112. Commenced business in Canada in 1870.)

NO CAPITAL STOCK.

ASSETS AS PER LEDGER ACCOUNTS.

Value of real estate (less encumbrances) held by the company.....\$	123,729 01
Amounts secured by way of loans on real estate by bond or mortgage, first liens.....	2,631,966 61
Amounts secured by way of loans on real estate by bond or mortgage, second liens.....	11,100 00
Amount of loans secured by bonds, stocks or other marketable collaterals.....	7,500 00

Viz. :—

	Par value.	Market value.	Amount loaned.
45 shares British Mortgage Loan Co.....	\$ 4,500 00	\$ 5,405 00	\$ 4,000 00
75 " Agricultural L. & S. Co.....	3,750 00	4,387 50	3,500 00
Total.....	<u>\$ 8,250 00</u>	<u>\$9,792 50</u>	<u>\$ 7,500 00</u>

(Amount of loans as above, on which interest has been overdue for one year or more previous to statement, \$4,000.)

Amount of loans made to policy-holders on the company's policies assigned as collaterals.....	607,878 94
Premium obligations on policies in force.....	35,482 99
Bonds owned by the company, viz. :—	

Deposited with the Receiver General.

	Par value.	Account value.
Town of Ingersoll bonds.....	\$ 32,000 00	\$ 32,192 32
Town of Listowel bonds.....	41,000 00	41,574 88
Town of Georgetown bonds..	35,500 00	37,316 07
	<u>\$108,500 00</u>	<u>\$111,083 27</u>

In possession of the Company.

City—	Par value.	Account value.
Guelph.....	\$ 10,000 00	\$ 10,047 04
Windsor.....	71,772 09	73,310 27
Brandon, Man.....	35,000 00	35,960 07
Winnipeg, Man.....	50,000 00	51,011 81
Belleville.....	30,000 00	31,474 92
Hull, Que.....	23,500 00	24,655 41
Vancouver, B.C.....	10,000 00	10,000 00
Chatham.....	6,365 89	6,607 35
Moncton, N.B.....	26,000 00	26,974 25
Victoria, B.C.....	50,000 00	51,625 50
St. Thomas.....	14,903 89	15,056 36
Calgary, N.W.T.....	50,000 00	48,977 81
	<u>\$ 377,541 87</u>	<u>\$ 385,700 79</u>

1-2 EDWARD VII., A. 1902

MUTUAL LIFE OF CANADA—Continued.

Village—	Par value.	Account value.
Blyth	\$ 19,649 43	\$ 19,776 86
Merritton	17,005 58	17,399 77
Southampton	15,123 24	15,448 08
Lucan	2,000 00	2,032 00
Elmira	6,600 00	6,738 17
Markham	2,434 71	2,430 10
Exeter	7,112 14	7,306 73
Tottenham	2,964 72	3,004 00
Ottawa East	1,964 73	2,030 75
Beamsville	11,410 00	12,567 29
Milverton	4,910 00	4,910 00
New Hamburg	1,962 30	2,018 00
Port Elgin	8,497 45	8,923 10
Drayton	5,525 85	5,549 11
Acton	9,865 68	10,031 53
Shelburne	8,191 02	8,688 36
Caledonia	2,000 00	2,000 00
Markdale	7,139 11	7,139 11
	<u>\$ 134,355 96</u>	<u>\$ 138,042 96</u>

Town—	Par value.	Account value.
Collingwood	\$ 20,973 67	\$ 22,399 52
Waterloo	86,655 94	88,820 63
Ridgetown	35,243 60	36,758 79
Thorold	1,102 53	1,128 57
Warton	6,669 08	6,896 97
Parkhill	6,200 00	6,374 82
Milton	13,977 94	14,642 00
Berlin	75,595 23	78,570 14
Dunnville	3,850 28	4,039 27
Alliston	11,350 00	11,674 23
Goderich	39,804 39	40,478 53
Hespeler	23,662 78	23,891 88
Preston	6,347 42	6,715 98
Niagara Falls	20,365 51	21,105 54
Leamington	8,270 36	8,770 41
Mitchell	17,771 18	17,771 18
Simcoe	8,562 73	8,966 96
New Market	10,126 11	10,487 57
Edmonton	30,804 15	31,712 46
Almonte	5,400 00	5,804 58
Ingersoll	4,863 96	4,893 38
Petrolia	834 95	842 48
Prince Albert, N.W.T.	11,500 00	12,957 45
Meaford	71,672 23	75,805 72
Sandwich	3,667 31	4,065 00
Brampton	2,209 00	2,270 26
Oshawa	2,669 76	2,808 18
Tilsonburg	8,000 00	8,873 77
Mount Forest	66,654 69	68,267 62
Walkerville	8,169 26	8,146 53
Minnedosa, Man.	850 00	728 00
Harriston	23,399 57	23,721 55
Brockville	22,000 00	22,715 14
Owen Sound	23,441 43	27,248 50
Campbellton, N.B.	50,000 00	51,152 92
Fort William	13,000 00	13,762 72
Cobourg	50,000 00	52,850 08
St. Mary's	37,773 67	39,133 22
Prescott	14,454 40	14,454 40
Lethbridge, N.W.T.	36,000 00	37,655 30
Paris	15,000 00	15,330 00
Farnham, Que	30,000 00	32,885 80
St. Louis, Que	50,000 00	50,620 19
St. Jerome, Que	33,346 70	34,144 25
Maisonneuve, Que	20,000 00	20,963 75
	<u>\$ 1,032,239 83</u>	<u>\$ 1,073,306 24</u>

SESSIONAL PAPER No. 8

MUTUAL LIFE OF CANADA—Continued.

Township—	Par value.	Account value.	
Woolwich	1,710 00	\$ 1,729 52	
Wilmot	1,356 65	1,398 73	
Springer.....	3,556 70	3,643 34	
McKim	435 79	443 96	
Jocelyn	600 00	665 94	
Hallam.....	3,238 21	3,379 72	
Caldwell.....	525 83	534 42	
Waterloo.....	7,599 00	7,765 71	
Charlottenburg.....	4,221 42	4,345 60	
West Luther.....	632 68	632 68	
Springbank, Man.....	10,000 00	10,416 27	
	<u>\$ 33,876 28</u>	<u>\$ 34,955 89</u>	
School—	Par value.	Account value.	
Preston R. C., separate.....	136 79	\$ 136 79	
Galt R. C., separate.....	2,200 00	2,200 00	
Waterloo, R. C., separate.....	674 55	674 55	
Battleford, N.W.T.....	1,000 00	1,102 22	
Berlin R. C., separate.....	6,001 66	6,001 66	
Toronto R. C., separate.....	50,000 00	53,042 97	
New Germany, R. C., separate.....	1,480 01	1,480 01	
Rockland.....	3,752 01	3,752 01	
	<u>\$ 65,245 02</u>	<u>\$ 68,390 21</u>	
Miscellaneous—	Par value.	Account value.	
Canada Landed and National Inv. Co	\$ 15,000 00	\$ 15,000 00	
Western Canada L. & S. Co.....	15,000 00	15,000 00	
Central Canada L. & S. Co.....	50,000 00	50,000 00	
Toronto Street Railway Bonds.....	24,333 33	26,215 84	
" " " ".....	48,666 66	51,135 71	
Bell Telephone Company	25,000 00	25,019 24	
Hamilton Street Railway.....	15,000 00	15,598 88	
	<u>\$ 192,999 99</u>	<u>\$ 200,969 67</u>	
Summary—	Par value.	Account value.	
City.....	\$ 377,541 87	\$ 385,700 79	
Town.....	1,032,239 83	1,073,306 24	
Village.....	134,355 96	138,042 96	
Township.....	33,876 28	34,955 89	
School.....	65,245 02	68,390 21	
Miscellaneous.....	192,999 99	200,969 67	
Total in possession of the company.....	<u>\$ 1,836,258 95</u>	<u>\$ 1,901,365 76</u>	
Total par and account values	<u>\$ 1,944,758 95</u>	<u>\$ 2,012,440 03</u>	
Carried out at account value.....		\$ 2,012,449 03	
Cash at head office.....		628 94	
Cash in banks, viz. :—			
Molsons Bank, Waterloo.....	\$ 2,696 81		
Deposit receipts, Canadian Bank of Commerce	15,000 00		
Total.....	\$ 17,696 81		
Less overdraft, Canadian Bank of Commerce	4,013 50		
Agents' ledger balances.....		13,683 31	
		3,664 28	
Total.....		<u>\$ 5,448,083 11</u>	

1-2 EDWARD VII., A. 1902

MUTUAL LIFE OF CANADA—*Continued.*

OTHER ASSETS.	
Interest due.....	\$ 4,865 90
Interest accrued.....	100,016 38
Total interest.....	\$ 104,882 28
Rents due, \$167.66 ; accrued, \$483.85.....	651 51
Net amount of uncollected and deferred premiums on new business, \$14,263.10 ; on renewals, \$181,275.72.....	195,538 82
Total assets.....	\$ 5,749,155 72
LIABILITIES.	
* Amount computed to cover the net present value of all policies in force.....	\$5,196,946 22
Reserve for premium reductions.....	22,359 46
" annuities certain.....	15,118 21
" life annuities.....	74,467 52
Total.....	\$5,308,891 41
Deduct value of policies reinsured in other companies...	7,791 00
Net reinsurance reserve.....	\$ 5,301,100 41
Claims for death losses unadjusted but not resisted.....	\$ 43,908 00
" " resisted—in suit.....	4,000 00
Net amount of death claims outstanding.....	47,908 00
Claims for matured endowments unadjusted but not resisted.....	4,125 00
Present value of death claims payable by instalments not due.....	11,293 68
Premiums paid in advance.....	1,390 07
Liability on lapsed policies subject to cash and paid up values.....	7,764 48
Credit ledger balances.....	8,541 46
Due on account of general expenses.....	4,270 00
Total liabilities.....	\$ 5,386,393 10
Surplus on policy-holders' account.....	\$ 362,762 62
INCOME DURING THE YEAR.	
Cash received for premiums.....	\$ 931,221 79
Premium obligations taken in part payment of premiums.....	2,969 44
Premiums paid by dividends.....	69,342 25
Cash received for annuities.....	23,250 00
Total.....	\$ 1,026,783 48
Deduct premiums paid to other companies for reinsurance.....	4,914 42
Net premium income.....	\$ 1,021,869 06
Amount received for interest.....	252,476 21
Amount received for rents.....	3,340 81
Total income.....	\$ 1,277,686 08

* Reserve based as follows:—For assurances and temporary annuities H.M. 3½ per cent for business dated 1900, and Actuaries' 4 p.c. for business dated prior to 1900. For life annuities, Government Annuity Tables with interest at 3½ p.c. for business dated subsequent to 1899 and with interest at 4 p.c. for business dated prior to 1900.

SESSIONAL PAPER No. 8

MUTUAL LIFE OF CANADA—*Continued.*

EXPENDITURE DURING THE YEAR.

Cash paid for death losses.....	\$ 186,045 60	
Premium obligations used in payment of same.....	1,012 40	
Payments on matured instalment policies.....	1,452 50	
<hr/>		
Total amount paid for death claims (of which \$26,295 accrued in previous year).....	\$	188,510 50
Cash paid for matured endowments.....	\$ 154,794 29	
Premium obligations used in payment of same.....	8,685 71	
<hr/>		
Total amount paid for matured endowments.....		163,480 00
Cash paid to annuitants.....		6,763 07
Paid for surrendered policies.....		52,523 37
Cash dividends paid to policy-holders.....		5,568 78
Cash dividends applied in payment of premium obligations and interest.....		7,344 48
Cash dividends applied in payment of premiums.....		69,342 25
<hr/>		
Total amount paid policy-holders.....	\$	493,532 45
Cash paid for commission, salaries and other expenses of officials.....		171,957 69
Cash paid for taxes, licenses, fees or fines.....		8,614 55
All other expenses, viz. :—Medical examinations, \$9,966 ; books and stationery, \$1,158.49 ; rent of agents' offices, \$4,105.40 ; telegraph and telephone, \$284.86 ; postage, \$970.79 ; printing, \$3,967.32 ; advertising, \$3,323.70 ; travelling expenses, \$2,247.09 ; commission on loans and valuation and inspection fees, \$4,110.17 ; office furnishings, \$596.73 ; incidentals, \$3,414.45 ; Insurance Department, \$448.09 ; solicitors' fees, \$511.61.....		35,104 70
<hr/>		
Total expenditure.....	\$	709,209 39
<hr/> <hr/>		

PREMIUM NOTE ACCOUNT.

Premium obligations on hand at commencement of year.....	\$	46,253 73
" " received during the year.....		2,969 44
<hr/>		
Total.....	\$	49,223 17
<hr/>		
Premium obligations used in payment of claims.....	\$	9,698 11
" " used in purchase of surrendered policies.....		2,268 70
Premium obligations used in payment of dividends to policy-holders.....		1,268 46
Premium obligations voided by lapse.....		268 31
" " redeemed in cash.....		236 60
<hr/>		
Total deductions.....		13,740 18
<hr/>		
Balance—note assets at end of year.....	\$	35,482 99
<hr/> <hr/>		

1-2 EDWARD VII., A. 1902

MUTUAL LIFE OF CANADA—*Continued.*

SYNOPSIS OF LEDGER ACCOUNTS.

Amount of net ledger assets at December 31, 1900.....		\$ 4,873,952	13
Amount of income as above		1,277,686	08
Total		<u>6,151,638</u>	21
Amount of expenditure as above	\$ 709,209		39
Amount written off ledger assets :—			
Real estate.....	\$ 2,739	87	
Liens, &c.....	147	30	
Total	2,887	17	
		<u>712,096</u>	56
Balance net ledger assets at December 31, 1901....		<u>\$ 5,439,541</u>	65

MISCELLANEOUS.

Number of new policies reported during the year as taken...	2,477		
Amount of said policies.....		\$ 3,758,452	00
Amount of said policies reinsured in other companies.....		28,000	00
Number of policies become claims during the year (including matured endowments).....	258		
Amount of said claims.....		376,076	00
Number of policies in force at date	21,782		
Amount of said policies.....		\$31,713,031	58
Amount of said policies reinsured in other companies, including \$341.25 bonus additions.....	171,946	25	
Net amount in force at December 31, 1901		31,541,085	33
Number of life annuities in force at December 31, 1901.....	28		
Amount of annual payments thereunder.....		6,789	83

EXHIBIT OF POLICIES.

Policies in force at December 31, 1900 :—

	No.	Amount.	No.	Amount.
Whole life policies.....	13,181	\$ 19,243,873	38	
Endowment policies.....	6,513	8,880,073	20	
All other policies.....	639	1,394,680	00	

Total	20,333	\$29,518,626	58
--------------------	--------	--------------	----

New policies issued :—

Whole life policies.....	1,402	\$ 2,115,034	00
Endowment policies.....	1,102	1,595,275	00
All other policies.....	130	340,000	00

Total	2,634	4,050,309	00
--------------------	-------	-----------	----

Old policies revived.....	38	40,068	00
---------------------------	----	--------	----

Old, changed and increased.....		21,360	00
---------------------------------	--	--------	----

Old, change of plan :—

Whole life policies.....	1	\$ 11,896	00
Endowment policies.....	17	22,104	00

Total	18	34,000	00
--------------------	----	--------	----

	23,023	\$33,664,363	58
--	--------	--------------	----

Deduct policies which have ceased to be in force.....	1,241	1,951,332	00
---	-------	-----------	----

SESSIONAL PAPER No. 8

MUTUAL LIFE OF CANADA—Continued.

Policies in force at December 31, 1901 :—

	No.	Amount.	No.	Amount.
Whole life policies	13,907	\$20,318,437 38		
Endowment policies.....	7,206	9,921,094 20		
All other policies.....	669	1,473,500 00		
			<u>21,782</u>	<u>\$31,713,031 58</u>

Policies reinsured :—

	No.	Amount.	No.	Amount.
Whole life policies	11	\$ 59,605 00		
Endowment policies.....	3	20,000 00		
All other policies.....	18	92,000 00		
Bonus additions.....		341 25		
			<u>32</u>	<u>\$ 171,946 25</u>

DETAILS OF POLICIES TERMINATED DURING THE YEAR 1901.

	No.	Amount.
1. By death	145	\$ 208,471 00
2. By maturity.....	113	167,605 00
3. By expiry.....	8	52,000 00
4. By surrender	159	217,062 00
5. By lapse.....	704	1,076,650 00
6. By change and decrease.....		43,850 00
7. By change of plan.....	18	34,000 00
8. By not being taken.....	94	151,694 00
Total terminated.....	<u>1,241</u>	<u>\$ 1,951,332 00</u>

BUSINESS DONE OUTSIDE OF CANADA.

(Included in above Statement.)

ASSETS.

Net amount of outstanding and deferred premiums :—

On new business, \$68.42 ; on renewals, \$588.83.....	<u>\$ 657 25</u>
---	------------------

LIABILITIES.

Amount computed to cover the net present value of policies in force.....	\$ 7,157 00
Reserve for reversionary additions and premium reductions	11 20
Total net reinsurance reserve.....	\$ 7,168 20
Due on account of general expenses.....	48 00
Total liabilities outside of Canada.....	<u>\$ 7,216 20</u>

PREMIUM INCOME.

Cash received for premiums.....	\$ 4,273 53
Premiums paid by dividends.....	3 98
Total premium income.....	<u>\$ 4,277 51</u>

1-2 EDWARD VII., A. 1902

MUTUAL LIFE OF CANADA—*Concluded.*

EXPENDITURE.

Cash paid for death claims	\$	1,000 00
Cash dividends applied in payment of premiums		3 98
Total paid to policy-holders.....	\$	<u>1,003 98</u>

MISCELLANEOUS.

	No.	Amount.
Number of policies reported during the year as taken	25	
Amount of same.....		\$ 31,000 00
Number of policies become claims during the year.....	1	
Amount of same.....		1,000 00
Number of policies in force in other countries	99	
Amount of same.....		<u>130,500 00</u>

EXHIBIT OF POLICIES OUTSIDE OF CANADA.

Policies in force at December 31, 1900 :—

	No.	Amount.	No.	Amount.
Whole life policies	50	\$ 66,000		
Endowment policies.....	23	34,000		
			73	\$ 100,000 00

New policies issued during 1901 :—

Whole life policies	11	\$ 13,000		
Endowment policies.....	21	23,500		
			32	36,500 00

Total	105	\$ 136,500 00
Deduct policies which have ceased to be in force.....	6	6,000 00
Policies outstanding at December 31, 1901.....	99	<u>\$ 130,500 00</u>

	No.	Amount.
Number and amount terminated during the year, viz. :—		
1. By death	1	\$ 1,000 00
2. By lapse.....	3	3,000 00
3. By change and decrease	2	2,000 00
Total	6	<u>\$ 6,000 00</u>

SESSIONAL PAPER No. 8

THE MUTUAL LIFE INSURANCE COMPANY OF NEW YORK.

STATEMENT FOR THE YEAR ENDING DECEMBER 31, 1901.

President—RICHARD A. McCURDY. | *Secretary*—WM. J. EASTON.

Principal Office—32 Nassau Street, New York City.

Chief Agent in Canada—FAYETTE BROWN. | *Head Office in Canada*—Montreal.

(Incorporated, April 12, 1842. Commenced business in Canada, September 1, 1885.)

No Capital.

ASSETS IN CANADA.

Amount of loans to Canadian policy-holders on the company's policies assigned as collaterals. \$ 331,908 08

Bonds, &c., in deposit with Receiver General :—

	Par value.	Market value.
• Dominion of Canada 4 per cent bonds.	\$ 125,000 00	\$ 126,050 00
Province of Nova Scotia 4 per cent bonds.	400,000 00	400,000 00
Province of New Brunswick 4 per cent bonds.	219,000 00	219,000 00
Province of Manitoba, 4 per cent bonds	200,000 00	208,540 00
City of Montreal stock and bonds	965,000 00	977,509 28
City of Ottawa 5 per cent bonds.	40,000 00	42,716 00
City of Guelph 5 per cent bonds	124,333 33	138,201 02
City of Toronto 4 per cent bonds.	286,000 00	286,000 00
Total par and market values.	<u>\$ 2,359,333 33</u>	<u>\$ 2,398,016 30</u>

Carried out at market value. 2,398,016 30

In deposit with Canadian trustees under the Insurance Act—

	Par value.	Market value.
Guaranty Trust Company of New York, stock.	\$ 300,000 00	\$ 1,500,000 00
United States Mortgage and Trust Co. of New York, stock.	300,000 00	1,200,000 00

Carried out at market value. 2,700,000 00

Cash in Bank of Montreal, Montreal. 145,691 09

Gross premiums due and uncollected on Canadian policies in force. \$ 70,636 86

Gross deferred premiums on same. 53,582 69

Total outstanding and deferred premiums. \$ 124,219 55

Deduct cost of collection at 20 per cent. 24,843 91

Net outstanding and deferred premiums 99,375 64

Total assets in Canada. \$ 5,674,991 11

1-2 EDWARD VII., A. 1902

MUTUAL LIFE OF NEW YORK—*Continued.*

LIABILITIES IN CANADA.

*Amount computed to cover the net present value of all outstanding policies in Canada.....	\$ 5,194,190 00
Reserves for reversionary additions and premium reductions.....	197,616 00
Reserves for life annuities.....	194,653 00
Total net reinsurance reserve.....	\$ 5,586,459 00
Claims for death losses due and unpaid.....	20,135 00
Claims for matured endowments due and unpaid (including \$837.80 bonus additions).....	9,604 80
Amount of dividends or bonuses to Canadian policy-holders due and unpaid.....	3,178 27
Amount of all other liabilities in Canada—mortuary bond deposit....	24,071 00
Total liabilities in Canada.....	\$ 5,643,448 07

INCOME IN CANADA.

Amount of premiums received in cash during the year on life policies in Canada.....	\$ 942,448 75
Premiums paid by dividends.....	6,475 89
Amount received for annuities.....	15,373 50
Total premium income.....	\$ 964,298 14
Amount received for interest and dividends.....	176,744 76
Total income in Canada.....	\$ 1,141,042 90

EXPENDITURE IN CANADA.

Amount paid during the year on account of claims in Canada :—	
On account of death claims.....	\$ 301,698 75
On account of matured endowments.....	182,766 44
Net amount paid on account of claims.....	\$ 484,465 19
Amount paid to annuitants.....	18,119 38
Cash paid for surrendered policies.....	20,203 17
Cash dividends paid to Canadian policy-holders.....	10,870 16
Cash dividends applied in payment of premiums in Canada.....	6,475 89
Total amount paid to policy-holders.....	\$ 540,133 79
Cash paid for commissions, salaries, &c., in Canada.....	144,865 07
Licenses or taxes.....	7,033 97
Medical fees, \$11,407 ; duty and freight, \$2,853.80 ; advertising and printing, \$1,787.42 ; postage and telegrams, \$3,028.98 ; sundries, \$3,631.77.....	22,708 97
Total expenditure in Canada.....	\$ 714,741 80

*Based on the Combined Experience Table, with 4 per cent interest.

SESSIONAL PAPER No. 8

MUTUAL LIFE OF NEW YORK—Continued.

MISCELLANEOUS.

Number of new policies reported during the year as taken in		
Canada	2,193	
Amount of said policies		\$ 4,194,568 00
Number of policies become claims in Canada during the year. . .	204	
Amount of said claims		490,581 00
Number of policies in force in Canada at date	11,439	
Amount of said policies	\$25,149,185 00	
Bonus additions	299,578 00	
Net amount in force, December 31, 1901		<u>25,448,763 00</u>

EXHIBIT OF POLICIES (CANADIAN BUSINESS).

In force at beginning of year :—

	No.	Amount.	No.	Amount.
Whole life policies	7,680	\$ 17,923,073		
Endowments	2,580	5,167,607		
Term and other	56	125,371		
Bonus additions		293,350		
			10,316	\$23,509,401 00

New policies issued :—

Whole life	2,330	\$ 4,194,678		
Endowment	438	842,779		
Term and other	42	143,458		
Bonus additions		44,316		
			2,710	5,225,231 00

Old policies revived			83	161,164 00
" increased				2,025 00

Total			13,109	\$28,897,821 00
Deduct terminated			1,670	3,449,058 00

In force at end of year :—

Whole life	8,802	\$ 19,688,805		
Endowments	2,668	5,273,448		
Term and other	69	186,932		
Bonus additions		299,578		
			11,439	\$25,448,763 00

DETAILS OF POLICIES WHICH HAVE CEASED TO BE IN FORCE.

	No.	Amount.
Terminated by death	119	\$ 295,440
" maturity	85	162,408
" expiry	4	4,000
" surrender	86	300,904
" lapse	776	1,462,000
" decrease		36,682
" not taken	600	1,149,272
Bonuses surrendered		38,352
Total	1,670	\$ 3,449,058

1-2 EDWARD VII., A. 1902

MUTUAL LIFE OF NEW YORK—*Continued.*

GENERAL BUSINESS STATEMENT FOR THE YEAR ENDING DECEMBER 31, 1901.

INCOME DURING THE YEAR.

Total net premium income	\$ 51,446,787	73
Received for interest and dividends	12,562,843	77
“ rents.....	1,110,638	69
Profit and loss	422,560	32
Mortuary bond deposit.....	81,475	00
 Total income.....	 \$ 65,624,305	 51

DISBURSEMENTS DURING THE YEAR.

Cash paid for losses and matured endowments	\$ 21,744,562	89
Cash paid to annuitants.....	1,545,514	51
Dividends paid policy-holders.....	627,338	68
Dividends applied to purchase new paid up additions.....	1,671,836	14
Surrender values paid in cash.....	2,091,003	14
Surrender values applied to pay renewal premiums	614,502	33
Surrender values applied to purchase paid up insurance	384,912	21
Commissions and bonuses to agents.....	8,196,629	41
Agency expenses and travelling.....	1,209,106	00
Medical examiners' fees and salaries and inspection of risks.....	639,997	54
Salaries of officers and office employees	771,538	71
Taxes, licenses and insurance department fees.....	892,399	49
Rent.....	175,000	00
Cash paid for advertising	215,882	77
Cash paid for printing and stationery	519,750	30
Cash paid for postage and telegrams	152,174	57
Legal expenses.....	243,516	78
General expenses	756,941	03
 Total disbursements.....	 \$ 42,452,606	 50

LEDGER ASSETS.

Book value of real estate unencumbered	\$ 27,542,442	44
Mortgage loans, first liens on real estate.....	81,564,209	88
Loans secured by pledge of bonds, stocks or other collateral.....	10,638,000	00
Loans on policies	11,319,067	23
Book value of stocks and bonds owned	172,931,177	25
Cash on hand and in banks.....	16,746,894	46
Agents' debit balances.....	339,211	73
 Total	 \$ 321,081,002	 99
Deduct agents' credit balances and other ledger liabilities.....	88,752	32
 Total net ledger assets.....	 \$ 320,992,250	 67

SESSIONAL PAPER No. 8

MUTUAL LIFE OF NEW YORK—*Concluded.*

NON-LEDGER ASSETS.

Interest due and accrued.....	\$	2,585,546	86
Rents due and accrued.....		132,126	19
Market value of stocks and bonds over book value.....		25,132,803	99
Net amount of uncollected and deferred premiums.....		4,335,455	69
		<hr/>	
Gross assets.....	\$	353,178,183	40
Deduct items not admitted, agents' debit balances.....		339,211	73
		<hr/>	
Total admitted assets.....	\$	352,838,971	67

LIABILITIES.

*Net reinsurance reserve.....	\$	286,796,760	00
Total policy claims.....		1,915,904	49
Unpaid dividends due policy-holders.....		109,035	41
Due and accrued for salaries, rents, office expenses, &c.....		42,459	91
Premiums paid in advance.....		249,538	97
Liability for mortuary bonds.....		538,690	06
Contingent Guarantee Fund.....		60,706,582	83
		<hr/>	
Total liabilities on policy-holders' account.....	\$	350,358,971	67
		<hr/>	
Divisible surplus.....	\$	2,480,000	00

EXHIBIT OF POLICIES.

Number of new policies issued during the year.....	81,213
Amount of said policies.....	\$189,927,840 00
Number of policies terminated.....	33,975
Amount of said policies.....	92,623,199 00
Number of policies in force at date.....	488,613
Amount of policies in force (including bonus additions).....	1,241,688,430 00

* Computed according to the Actuaries' Table of Mortality, with 4 per cent interest.

THE NATIONAL LIFE ASSURANCE COMPANY OF CANADA.

STATEMENT FOR THE YEAR ENDING DECEMBER 31, 1901.

President—H. S. HOWLAND
Secretary—F. SPARLING.

Managing Director and Chief Agent—
R. H. MATSON.
Principal Office—Toronto.

(Incorporated, June 29, 1897, by an Act 60-61 Vic., cap. 78. Commenced business in Canada, June 23, 1899.)

CAPITAL.

Amount of joint stock capital authorized.....	\$ 1,000,000 00
Amount subscribed for.....	500,000 00
Amount paid up in cash.....	<u>97,904 70</u>

(For List of Shareholders, see Appendix.)

ASSETS AS PER LEDGER ACCOUNTS.

Loan to City of Montreal.....	\$ 50,000 00
Stocks and bonds owned by the company in deposit with the Receiver General :	
Province of Manitoba bonds.....	Par value. \$ 25,000 00 Market value. \$ 27,250 00 Cost value. \$ 26,325 00
City of St. Henri, P.Q., bonds.....	30,000 00 35,025 00 33,222 00
Total par, market and cost values.....	<u>\$ 55,000 00</u> <u>\$ 62,275 00</u> <u>\$ 59,547 00</u>
Carried out at cost value.....	59,547 00
Cash at head office.....	450 26
Cash in Imperial Bank, Toronto, \$13,642.40 ; Winnipeg, \$177.37.....	13,819 77
Bills receivable.....	300 00
Agents' ledger balances and advances.....	4,694 42
Total.....	<u>\$ 128,811 45</u>

OTHER ASSETS.

Market value of stocks, bonds, debentures, &c., over value in account..	2,728 00
Office furniture and equipment.....	1,069 00
Interest accrued.....	647 76
Net amount of outstanding and deferred premiums—on new business, \$10,642.02 ; on renewals, \$10,636.32.....	21,278 34
Total assets.....	<u>\$ 154,534 55</u>

SESSIONAL PAPER No. 8

NATIONAL LIFE OF CANADA—Continued.

LIABILITIES.

Amount computed to cover the net present value of all policies in force.....	\$	103,613	96
Deduct value of policies reinsured in other companies...		4,071	79
			<hr/>
*Net reinsurance reserve.....	\$	99,542	17
Claims for death losses, unadjusted but not resisted.....		7,000	00
Due on account of general expenses, medical fees, \$1,528.75; H. O. rent, 2 mos., \$120.63.....		1,649	38
			<hr/>
Total liabilities.....	\$	108,191	55
Surplus on policy-holders' account.....	\$	46,343	00

INCOME DURING THE YEAR.

Cash received for premiums.....	\$	83,022	33
Deduct premiums paid to other companies for reinsurance.....		2,964	54
			<hr/>
Net premium income.....	\$	80,057	79
Amount received for interest or dividends on stock, &c.....		3,431	87
Premiums on capital stock.....		1,825	00
			<hr/>
Total.....	\$	85,314	66
Received for calls on capital.....		5,470	00
			<hr/>
Total income during the year.....	\$	90,784	66

EXPENDITURE DURING THE YEAR.

Cash paid for death losses.....	\$	11,500	00
Cash paid for commissions, salaries and other expenses of officials.....		41,818	23
Cash paid for taxes, licenses, fees or fines.....		1,513	78
All other expenditure, viz:—			
Auditor's fees, \$250; rents, \$1,969.63; postage, telegrams and express, \$739.32; advertising, \$1,207.98; printing and stationery, \$1,001.63; medical fees, \$3,707.71; legal expenses, \$35; commission on stock, \$330; office furniture, \$56.93; general expenses, \$382; actuarial fees, \$150.50.....		9,830	70
			<hr/>
Total expenditure.....	\$	64,662	71

MISCELLANEOUS.

Number of new policies reported during the year as taken.....	823
Amount of said policies.....	\$ 1,241,495 00
Amount of said policies reinsured in other licensed companies in Canada.....	74,500 00
Number of policies become claims during the year.....	13
Amount of said claims.....	18,500 00
Number of policies in force at date.....	1,610
Amount of said policies.....	\$2,554,904 00
Amount of said policies reinsured in other licensed companies in Canada.....	97,217 00
	<hr/>
Net amount in force at December 31, 1901.....	2,457,687 00

* Based on Institute of Actuaries' H.M. 3½ per cent Table.

NATIONAL LIFE OF CANADA—*Concluded.*

EXHIBIT OF POLICIES.

	No.	Amount.
Policies in force at December 31, 1900.....	1,063	\$ 1,792,500 00
New policies issued.....	897	1,378,755 00
Old policies revived.....	14	22,000 00
	<u>1,974</u>	<u>\$ 3,193,255 00</u>
Deduct policies which have ceased to be in force.....	364	612,510 00
Policies in force at December 31, 1901 :—		
	No.	Amount.
Whole life policies.....	934	\$ 1,469,264 00
Endowment assurances.....	338	526,640 00
All other policies ..	338	559,000 00
	<u>1,610</u>	<u>\$ 2,580,745 00</u>
Amount to be deducted so as to bring instalment policies to their commuted value.....		25,841 00
Total policies in force at December 31, 1901..	<u>1,610</u>	<u>\$ 2,554,904 00</u>

DETAILS OF POLICIES WHICH HAVE CEASED TO BE IN FORCE.

Policies terminated by death.....	13	\$ 18,500 00
" lapse.....	277	448,000 00
" change and decrease.....		8,750 00
" not being taken.....	74	137,260 00
Total terminated during year 1901.....	<u>364</u>	<u>\$ 612,510 00</u>

SESSIONAL PAPER No. 8

THE NATIONAL LIFE INSURANCE COMPANY OF THE UNITED STATES
OF AMERICA.

STATEMENT FOR THE YEAR ENDING DECEMBER 31, 1901.

President—O. D. WETHERELL. | *Secretary*—R. E. SACKETT.

Principal Office—Washington, D. C.

Principal Branch Office—157 to 163 La Salle St., Chicago, Ill.

Chief Agent in Canada—CHAS. POWIS. | *Head Office in Canada*—
153 Markland St., Hamilton, Ont.

(Incorporated, July 25, 1868. Commenced business in Canada, June 11, 1869.)

CAPITAL.

Amount of capital authorized, subscribed for and paid up in cash \$ 1,000,000 00

ASSETS IN CANADA.

Cash in Bank of Montreal, in deposit with Receiver General	\$	110,000 00
Gross deferred premiums on Canadian policies in force	\$	122 22
Deduct cost of collection		23 56
Net deferred premiums		98 66
Total assets in Canada	\$	110,098 66

LIABILITIES IN CANADA.

* Amount computed to cover the net reserve on all outstanding policies in Canada	\$	54,609 00
Claims for death losses unadjusted but not resisted		1,000 00
" matured endowments adjusted but not due		267 00
Total net liabilities to policy-holders in Canada	\$	55,876 00

INCOME IN CANADA.

Premiums received in cash during the year on life policies in Canada	\$	1,016 81
Total income in Canada	\$	1,016 81

* Reserve based upon Institute of Actuaries' H. M. Table of Mortality, with $4\frac{1}{2}$ per cent interest.

1-2 EDWARD VII., A. 1902

NATIONAL LIFE OF U.S.—Continued.

EXPENDITURE IN CANADA.

Cash paid for death claims.....	\$	17,028 60
Cash paid for matured endowments.....		500 00
Total paid for death claims and matured endowments.....	\$	17,528 60
Cash paid for commissions, salaries and other expenses of officials in Canada.....		60 00
Taxes, licenses, fees or fines.....		0 67
Total expenditure in Canada.....	\$	17,589 27

MISCELLANEOUS.

Number of policies become claims in Canada during the year (including matured endowments).....	9	
Amount of said claims.....		\$ 12,194 00
Number of policies in force in Canada at date.....	110	
Amount of said policies.....		\$ 97,144 39
Total net amount in force at December 31, 1901.....		97,144 39

EXHIBIT OF POLICIES (CANADIAN BUSINESS).

In force at beginning of year:—

	No.	Amount.	No.	Amount.
Whole-life policies.....	115	\$ 107,371 39		
Endowments.....	4	1,967 00		
			119	\$ 109,338 39
Deduct terminated.....			9	12,194 00

In force at end of year:—

Whole-life.....	108	\$ 95,944 39		
Endowments.....	2	1,200 00		
			110	\$ 97,144 39

DETAILS OF TERMINATIONS.

	No.	Amount.
Terminated by death.....	7	\$ 11,427 00
" maturity.....	2	767 00
Total.....	9	\$ 12,194 00

GENERAL BUSINESS STATEMENT FOR THE YEAR ENDING DECEMBER 31, 1901.

INCOME.

Total premium income.....	\$	445,415 92
Cash received for interest.....		82,638 99
Rents.....		14,484 39
Income from other sources.....		17,503 40
Total income.....	\$	717,542 70

SESSIONAL PAPER No. 8

NATIONAL LIFE OF U. S.—*Concluded.*

DISBURSEMENTS.

Total amount paid for losses, matured endowments and surrender values.....	\$	198,877	24
Dividends to policy-holders.....		9,987	90
Surrender values applied to purchase paid up insurance and annuities..		13,683	57
General expenses and other disbursements.....		312,424	10
Total disbursements.....	\$	534,972	81

ASSETS.

Real estate.....	\$	944,261	93
Loans secured by mortgages on real estate.....		486,429	69
Collateral loans.....		165,161	76
Loans secured by policies.....		57,824	67
Premium notes on policies in force.....		8,708	51
Book value of bonds or stock owned.....		700,467	50
Cash on hand and in banks.....		60,183	06
Law library.....		1,121	25
Bills receivable and agents' debit balances.....		42,848	49
Tax sale certificates.....		8,111	13
Ledger balance and commuted commissions.....		42,848	49
Total ledger assets.....	\$	2,541,810	58
Deduct ledger liabilities.....		1,504	58
Net ledger assets.....	\$	2,540,306	00
Interest and rents due and accrued.....		27,844	72
Market value of real estate over book value.....		36,944	83
Market value of bonds over book value.....		9,061	88
Deferred and uncollected premiums net.....		54,335	01
Furniture, fixtures and safes.....		7,947	92
Gross assets.....	\$	2,676,440	36
Deduct assets not admitted.....		81,966	42
Total admitted assets.....	\$	2,594,473	94

LIABILITIES.

*Net reinsurance reserve.....	\$	1,499,204	00
Present value of amounts not yet due on matured instalment policies..		22,043	00
Total unsettled claims.....		30,100	60
Other liability.....		20,563	67
Total liabilities on policy-holders' account.....	\$	1,571,911	27
Gross divisible surplus.....	\$	22,562	67
Capital stock paid up.....		1,000,000	00

*Computed according to the Actuaries Table of Mortality, with $4\frac{1}{2}$ per cent interest.

THE NEW YORK LIFE INSURANCE COMPANY.

STATEMENT FOR THE YEAR ENDING DECEMBER 31, 1901.

President—JOHN A. McCALL.

Secretary—CHAS. C. WHITNEY.

Principal Office—346 and 348 Broadway, New York.

Chief Agent in Canada—ALEX. B. COYLE.

Head Office in Canada—Montreal.

(Incorporated, May 21, 1841. Commenced business in Canada about 1868.)

No Capital.

ASSETS IN CANADA.

Real estate—stone building, corner Place d'Armes Square and St. James Street, Montreal (free from encumbrance).....	\$	350,000	00
Amount of loans to Canadian policy-holders on the company's policies assigned as collaterals (\$472,064.70 on policies issued subsequent to March 31, 1878).....		485,574	70
Premium obligations on Canadian policies in force (\$20,244.94 on policies issued subsequent to March 31, 1878).....		20,329	69
Bonds and debentures, viz. :—			
	Par value.	Market value.	
*Commonwealth of Massachusetts, 1939.....	\$	350,000	00
*Canadian Pacific 5 per cent land grant bonds.....		826,000	00
*City of Ottawa 5 per cent debentures, 1908.....		100,000	00
*Province of Quebec 5 per cent bonds, 1908.....		80,000	00
West Shore R. R. 4 per cent bonds, 2361.....		720,000	00
Chicago and North-western general gold bonds, 3½ per cent of 1987.....	1,000,000	00	1,070,000
Union Pacific Railway and L. G., 1st, 4s., 1947.....	600,000	00	624,000
Chicago, Mil. and St. Paul, general, 3½ s., 1989, ..	660,000	00	660,000
Commonwealth of Massachusetts, 1939.....	300,000	00	300,000
	\$	4,636,000	00
	\$	4,880,880	00
Carried out at market value.....		4,880,880	00
Cash at branch offices in Canada.....		3,358	66
Cash in banks, viz. :—			
Bank of Montreal, Montreal.....	\$	127,335	08
Bank of Nova Scotia, Halifax.....		3,000	00
Branch office bank balances.....		2,141	89
		132,476	97
Agents' ledger balances.....		0	20
Interest accrued on bonds and stocks.....		17,241	57
Rents due, \$1,511.14, and accrued, \$4,080.73.....		5,591	87
Gross premiums due and uncollected on Canadian policies in force.....	\$	82,945	58
Gross deferred premiums on same.....		38,362	00
Total outstanding and deferred premiums ..	\$	121,307	58
Deduct cost of collection at 20 per cent.....		24,261	52
Net outstanding and deferred premiums (\$76,641 on policies issued subsequent to March 31, 1878).....		97,046	06
Total assets in Canada.....	\$	5,992,499	72

*Deposited with the Receiver General.

SESSIONAL PAPER No. 8

NEW YORK LIFE—Continued.

LIABILITIES IN CANADA.

Under Policies issued previous to March 31, 1878.

* Amount computed to cover the net present value of all		
Canadian policies and bonuses in force.....	\$440,384	00
Reserves for reversionary additions.....	43,397	00
Total.....	\$483,781	00
Deduct value of said policies reinsured in other companies licensed in Canada.....	2,191	00
Net reinsurance reserve.....	\$	481,590 00
Amount of unpaid claims, viz. :—		
Death losses unadjusted but not resisted (\$16.40 ac- crued in previous years).....	\$	3,290 16
Matured endowments, due and unpaid (accrued in previous years).....	849	05
Total death claims and matured endowments.....		4,139 21
Total net liabilities.....	\$	485,729 21

Under Policies issued subsequent to March 31, 1878.

Amount computed to cover the net present value of all		
Canadian policies in force.....	\$5,303,481	00
Reserves for reversionary additions.....	41,616	00
Reserves for life annuities.....	124,786	00
* Net reinsurance reserve.....	\$	5,469,883 00
Amount of policy trust fund held by company on account of Canadian policies.....		46,445 00
Claims for death losses unadjusted but not resisted (\$764.67 of which accrued in previous years).....		11,665 87
Claims for matured endowments due and unpaid (accrued in previous years).....		200 00
Amounts of dividends and bonuses to Canadian policy-holders due and unpaid.....		1,048 53
Total net liabilities to said policy-holders in Canada....	\$	5,529,242 40
Total net liabilities to all policy-holders in Canada.....	\$	6,014,971 61

INCOME IN CANADA.

Cash received during the year for premiums in Canada.....	\$	1,098,795 42
Premium obligations taken in part payment of premiums.....		5,712 20
Premiums paid by dividends.....		8,362 37
Cash received for annuities.....		12,409 10
Total.....	\$	1,125,279 09
Deduct premiums paid for reinsurance.....		128 60
Net premium income.....	\$	1,125,150 49
Amount received for interest and dividends.....		232,731 66
Net amount received for rents (after deducting all taxes and expenses).....		6,990 62
Total income in Canada.....	\$	1,364,872 77

*Based on Actuaries' Table of Mortality, with 4 per cent interest.

1-2 EDWARD VII., A. 1902

NEW YORK LIFE—Continued.

EXPENDITURE IN CANADA.

Cash paid for death losses.....	\$316,808	49
Premium obligations used in payment of same.....	1,182	70
	<hr/>	
Total amount paid for death claims.....	\$317,991	19
Cash paid for matured endowments.....	\$166,085	11
Premium obligations used in payment of same.....	675	12
	<hr/>	
Total amount paid for matured endowments.....	166,760	23
	<hr/>	
Total net amount paid on account of claims.....	\$	484,751 42
Cash paid to annuitants.....		9,830 31
Cash paid for surrendered policies.....		108,125 37
Cash dividends paid to Canadian policy-holders.....		107,592 71
Cash dividends applied in payment of premiums in Canada.....		8,362 37
	<hr/>	
Total net amount paid to policy-holders in Canada.....	\$	718,662 18
Cash paid for commission and salaries.....		163,452 89
Cash paid for licenses, taxes, fees or fines.....		10,017 96
Miscellaneous payments, viz. :—Rents, \$5,562.06 ; stationery, printing, etc., \$405.56 ; postage, telegraph, etc., \$3,825.55 ; advertising, \$1,003.99 ; travelling expenses, \$5,441.01 ; office furniture, \$2,035.22 ; legal expenses, \$4,214.61 ; bank exchange and commission, \$656.33 ; medical fees, \$15,244.12 ; sundry expenses, \$1,695.78.....		40,084 23
	<hr/>	
Total expenditure in Canada.....	\$	932,217 26

PREMIUM NOTE ACCOUNT.

Premium obligations on hand at commencement of year..	\$	20,001	99
" received during the year.....		5,712	20
	<hr/>		
Total	\$	25,714	19
Amount of obligations redeemed in cash.....	\$	2,688	48
" " used in payment of claims.....		1,857	82
" " used in purchase of surrendered policies.....		838	20
	<hr/>		
Total deductions.....		5,384	50
	<hr/>		
Balance—Note assets at end of year.....	\$	20,329	69

SESSIONAL PAPER No. 8

NEW YORK LIFE—Continued.

MISCELLANEOUS.

Number of new policies reported during the year as taken in Canada.....	2,753	
Amount of said policies (including \$173,707 premium returns and bonus additions).....	\$ 4,893,635	00
Number of policies become claims in Canada during the year... 231		
Amount of said claims.....	517,980	00
Number of policies in force in Canada at date.....	16,933	
Amount of said policies.....	\$ 31,578,177	00
Bonus additions thereon.....	130,050	00
Total.....	\$ 31,708,227	00
Amount of said policies reinsured in other licensed com- panies in Canada.....	7,000	00
Net amount in force December 31, 1901.....	31,701,227	00
Number of life annuities in force in Canada.....	27	
Amount of annual payments thereunder.....	13,526	34

EXHIBIT OF POLICIES.

Policies in force beginning of year :—

	No.	Amount.	No.	Amount.
Whole life.....	11,775	\$21,201,735		
Endowments.....	3,231	6,077,398		
Term and all other.....	427	2,081,706		
Bonus additions.....		130,940		
			15,433	\$ 29,491,779

New policies issued :—

Whole life.....	1,954	\$3,158,771		
Endowments.....	798	1,559,157		
Term and all other.....	1	2,000		
Premium return additions.....		167,463		
Bonus additions.....		6,244		
			2,753	4,893,635
Old policies revived.....			33	86,584
Old, changed and increased.....				1,033
Total.....			18,219	\$ 34,473,031
Deduct terminated.....			1,286	2,764,804

Policies in force Dec. 31, 1901 :—

Whole life.....	12,813	\$22,481,507		
Endowments.....	3,698	6,917,838		
Term and all other.....	422	2,178,832		
Bonus additions.....		130,050		
			16,933	\$ 31,708,227

1-2 EDWARD VII., A. 1902

NEW YORK LIFE—Continued.

DETAILS OF TERMINATIONS.

	No.	Amount.
Terminated by death.....	155	\$ 354,366
" maturity.....	76	163,614
" expiry.....	75	173,716
" surrender.....	164	383,916
" lapse.....	816	1,511,877
" change and decrease.....		177,315
Total terminated.....	<u>1,286</u>	<u>\$ 2,764,804</u>

DETAILS OF POLICIES ISSUED PRIOR TO MARCH 31, 1878.

	No.	Amount.
Policies in force at beginning of year (including bonus additions, \$66,506).....	387	\$ 874,915 00
Bonuses added during the year.....		2,090 00
Policies terminated (including bonus additions, \$2,890).....	17	48,160 00
Policies in force at date of statement (including bonus additions, \$65,706).....	<u>370</u>	<u>828,845 00</u>

GENERAL BUSINESS STATEMENT FOR THE YEAR ENDING DECEMBER 31, 1901.

INCOME DURING THE YEAR 1901.

Total net premium income, less reinsurance.....	\$ 56,412,619 31
Received for interest.....	10,592,090 41
Received for rent.....	529,008 26
Deposits on account of registered bond policies.....	193,460 90
Received from securities sold during the year.....	3,075,371 99
Total income.....	<u>\$ 70,802,550 87</u>

DISBURSEMENTS DURING THE YEAR 1901.

Total amount paid for losses and matured endowments.....	\$ 18,780,733 37
Cash paid to annuitants.....	1,562,920 64
Cash paid for surrendered policies.....	1,407,138 16
Surrender values applied to pay running premiums.....	10,152 69
Dividends paid to policy-holders.....	3,442,921 18
Reserve values paid on matured deferred dividend policies.....	2,382,146 70
Instalments paid on trust policies and on registered bond policies.....	23,376 53
Cash paid for commission and advances to agents.....	7,344,171 54
Medical examiners' fees and inspection of risks.....	746,977 18
Salaries of officers and home office employees.....	787,060 47
Salaries and allowances for agencies.....	1,995,302 69
Taxes, licenses and fees.....	522,857 88
Rent.....	479,455 99
Miscellaneous expenditure.....	1,497,668 46
Total disbursements.....	<u>\$ 40,982,883 48</u>

SESSIONAL PAPER No. 8

NEW YORK LIFE—*Concluded.*

ASSETS.

Real estate unencumbered.....	\$ 15,978,200	00
Loans on bond and mortgage, first liens, on real estate.....	29,694,476	77
Loans secured by pledge of bonds and stocks.....	10,486,000	00
Loans on the company's policies assigned as collateral.....	17,771,835	89
Book value of bonds and stocks owned.....	180,051,906	52
Cash on hand and in banks.....	20,382,479	17
Premium notes on policies in force.....	2,364,868	41
Total invested assets.....	<u>\$276,729,766</u>	<u>76</u>

OTHER ASSETS.

Interest due and accrued.....	1,637,104	44
Rents due and accrued.....	28,334	44
Market value of bonds and stocks over book value.....	7,445,131	22
Net amount of uncollected and deferred premiums.....	4,903,049	60
Total admitted assets.....	<u>\$290,743,386</u>	<u>46</u>

LIABILITIES.

* Net reinsurance reserve.....	\$237,713,904	00
Total unsettled policy claims.....	2,329,024	62
Premiums paid in advance.....	554,462	44
Trust deposit held for account of beneficiaries under terms of policies..	718,481	32
Unpaid dividends due policy-holders.....	165,395	92
Reserve on policies which the company values on higher basis than that used by the New York State Insurance Department.....	5,153,396	00
Reserve to provide dividends payable to policy-holders in 1902 and in subsequent years per policy contracts.....	33,628,668	29
Other funds for all other contingencies.....	10,480,053	87
Total liabilities.....	<u>\$290,743,386</u>	<u>46</u>

EXHIBIT OF POLICIES.

Number of new policies issued during the year.....	131,398	
Amount of said policies.....	\$262,443,788	00
Number of policies terminated during the year.....	44,513	
Total amount terminated.....	102,168,241	00
Number of policies in force at date of statement.....	599,818	
Net amount of said policies.....	<u>1,365,369,299</u>	<u>00</u>

* Computed according to the American Experience Table of Mortality, with 3 per cent interest as to policies known as the company's 3% policies and as to policies issued since Dec. 31, 1900. Other policies computed as per Combined Experience Table of Mortality with 4 per cent interest.

THE NORTH AMERICAN LIFE ASSURANCE COMPANY.

STATEMENT FOR THE YEAR ENDING DECEMBER 31, 1901.

President—JOHN L. BLAIKIE.

| *Managing Director and Chief Agent—*
WILLIAM MCCABE, LL.B., F.I.A.

Secretary—L. GOLDMAN, A.I.A.

Head Office—Toronto, Canada.

(Incorporated May 15, 1879, by 42 Vic., cap. 73; amended in 1882 by 45 Vic., cap. 98;
and in 1897 by 60-61 Vic., cap. 79. Commenced business in Canada,
January 10, 1881.)

CAPITAL.

Amount of guarantee fund authorized and subscribed for	\$	300,000	00
“ paid up in cash		60,000	00

(For List of Guarantors, see Appendix.)

ASSETS AS PER LEDGER ACCOUNTS.

Value of real estate held by the company (including company's building).\$	416,936	41
Amount secured by way of loans on real estate, by bond or mortgage, first liens	1,200,489	65
Amount of loans secured by bonds, stocks, or other marketable coll- aterals, viz. :—		

	Par Value.	Market Value.	Amount Loaned.
Standard Bank	\$ 2,500 00	\$ 5,850 00	\$ 1,980 00
Dominion "	10,160 00	24,139 00	22,680 00
" "	20,000 00	47,800 00	45,200 00
Commercial Cable	7,500 00	12,750 00	12,350 00
Dominion Bank	4,500 00	10,753 00	10,200 00
Bank of Hamilton	5,000 00	11,250 00	10,000 00
Twin City Rapid Transit	2,500 00	2,750 00	2,250 00
Commercial Cable	2,500 00	4,250 00	4,200 00
Bank of Toronto	2,000 00	4,600 00	4,450 00
Ontario Bank	9,100 00	11,557 00	10,000 00
Toronto Electric Light	5,000 00	7,100 00	6,360 00
Toronto St. Railway	5,000 00	5,775 00	5,000 00
Commercial Cable	10,000 00	17,000 00	16,000 00
Canadian Bank of Commerce	1,250 00	1,925 00	1,500 00
Ontario Bank	5,000 00	6,350 00	6,350 00
Canadian Bank of Commerce	6,500 00	10,010 00	14,600 00
" "	6,550 00	19,087 00	11,400 00
Ontario Bank	2,000 00	2,540 00	2,540 00
" "	13,600 00	17,272 00	15,000 00
Canadian Bank of Commerce	10,000 00	15,400 00	15,400 00
Ontario Bank	7,500 00	9,525 00	22,000 00
Total	\$ 138,100 00	\$ 238,685 00	\$ 215,170 00

Total amount loaned 215,170 00

SESSIONAL PAPER No. 8

NORTH AMERICAN LIFE—Continued.

ASSETS—Continued.

Amount of loans made to policy-holders on the company's policies assigned as collaterals\$ 262,740 68
 Amount of loans on policies of other companies 9,393 45

Stocks and bonds owned by the Company, viz.:—

<i>In deposit with Receiver General.</i>	Par value.	Market value	Book value.
Township of Uxbridge.....	\$ 19,000 00	\$ 21,300 90	\$ 20,216 53
Town of Thornbury..	2,000 00	2,090 00	2,000 00
Township of Tiverton.....	1,500 00	1,516 20	1,500 00
Village of Ayr.....	8,000 00	8,337 60	7,880 00
Township of Palmerston.....	900 00	949 47	892 38
Township of Pickering.....	2,321 57	2,414 27	2,321 57
City of Brantford.....	26,000 00	26,587 60	26,000 00
Total with Receiver General..	\$ 59,721 57	\$ 63,196 04	\$ 60,810 48
<i>In possession of Company.</i>			
City of Brantford.....	15,200 00	15,543 52	14,376 00
" Kingston.....	3,400 00	3,602 30	3,531 68
" ".....	8,867 70	9,413 06	9,211 21
" ".....	7,211 79	7,655 32	7,490 92
" ".....	11,030 00	11,677 58	11,501 88
Town of Parkdale (Toronto).....	6,000 00	6,307 80	6,234 90
" ".....	10,000 00	11,540 00	11,192 10
" ".....	3,600 00	3,863 52	3,859 17
Village of Yorkville.....	1,928 00	1,951 52	1,946 73
Town of Cornwall.....	5,896 58	6,142 21	6,142 21
Village of Uxbridge.....	5,000 00	5,256 06	5,256 06
Town of Newmarket.....	1,800 00	1,904 12	1,904 12
City of Guelph.....	7,000 00	7,266 34	7,266 34
Town of Berlin.....	8,774 00	9,599 99	9,599 99
Town of Durham.....	3,015 06	3,161 74	3,161 74
Village of Preston.....	3,526 30	3,582 80	3,582 80
Province of New Brunswick.....	24,700 00	25,475 10	25,145 58
" ".....	500 00	534 75	522 79
" ".....	4,000 00	4,256 80	4,052 25
Town of Tilsonburg.....	12,760 48	14,085 75	14,085 75
Town of Niagara Falls....	9,587 36	10,028 48	9,971 84
Regina School District No. 4.....	9,109 92	9,383 01	9,234 89
Town of Yarmouth.....	20,000 00	20,000 00	20,000 00
Town of Brampton.....	2,003 63	2,014 65	2,014 65
Village of Dundalk.....	603 71	610 33	613 54
City of Fredericton.....	4,000 00	4,211 66	4,211 66
Town of Collingwood..	7,800 00	8,283 23	8,283 23
Town of Springhill.....	12,000 00	12,097 20	12,115 87
Town of Renfrew.....	6,283 35	6,942 92	6,942 92
Town of Woodstock.....	4,000 00	4,080 77	4,080 77
Town of Granby.....	25,000 00	26,926 55	26,926 55
Town of Dartmouth.....	4,000 00	4,207 25	4,207 25
City of Halifax (stock).....	5,000 00	6,666 50	6,451 60
Village of Alexandria.....	2,692 87	2,975 43	2,975 43
Village of Alexandria.....	20,646 06	22,817 70	22,817 70
Town of Westville.....	5,000 00	5,126 50	5,126 50
Town of Port Perry.....	29,146 97	29,146 97	29,146 97
Town of Carlton Place.....	4,700 00	4,858 34	4,935 42
Village of Tilbury.....	8,574 82	9,318 73	9,318 73
Town of Rat Portage.....	10,827 52	11,598 89	11,598 89
Town of Stellarton.....	15,000 00	15,574 50	15,724 01
Town of North Sydney.....	9,000 00	9,516 22	9,516 22
Hamilton, Grimsby & Beamsville Ry...	9,000 00	10,162 80	9,587 24
" ".....	2,000 00	2,258 40	2,126 37
Township of Wellesley.....	4,070 20	4,120 54	4,070 20
City of Halifax.....	140,000 00	144,807 60	144,088 00
" ".....	111,000 00	121,156 50	119,025 30
City of Winnipeg Electric Ry.....	20,000 00	22,293 00	21,862 09
Total at Head Office.....	\$ 645,026 32	\$ 684,009 95	\$ 677,038 06
Total debentures.....	\$ 704,748 89	\$ 747,205 99	\$ 737,848 54

1-2 EDWARD VII., A. 1902

NORTH AMERICAN LIFE—Continued.

ASSETS—Continued.

STOCKS OWNED AS AT DECEMBER 31, 1901.

Stocks.	Shares.	Market Price.	Rate p.c.	Cost Value.	Market Value.
Ottawa Gas Co.	130	100	6	\$ 15,875 00	\$ 13,000 00
Consumers' Gas Co.	3,220	216	10	344,913 24	347,760 00
Imperial Bank of Canada..	150	230	10	27,896 00	34,500 00
Ottawa Electric Co.	540	100	56,900 00	54,000 00
Merchants' Bank of Canada	80	149	7	14,381 62	11,920 00
Molsons Bank.	95	209	10	9,443 00	9,927 50
Bank of Hamilton.	248	225	10	42,412 25	55,800 00
Montreal Telegraph Co.	575	173	8	40,422 75	39,790 00
Dominion Telegraph Co.	151	125	6	9,956 00	9,437 50
Ontario Bank.	5	127	5	600 00	635 00
Bank of Ottawa.	166	208	9	33,293 75	34,528 00
Dominion Bank.	785	239	10	92,096 67	93,807 50
Canadian Bank of Commerce	808	154	7	57,224 25	62,216 00
Toronto General Trusts Corporation.	1,320	163	7½	190,713 87	215,160 00
Commercial Cable Co.	1,412	170	8	236,683 47	240,040 00
Toronto Electric Light.	479	142	7	63,483 50	68,018 00
Can. Perm. & Western Canada Mortgage Corp'n.	6,621	122	6	80,873 55	80,776 20
Lands Security Company..	500	100	5	5,000 00	5,000 00
				<u>\$1,322,168 92</u>	<u>\$1,376,315 70</u>

Total stocks and bonds carried out at cost value (market value,
\$2,123,521.69) \$ 2,060,017 46
Cash at head office. 817 81

Cash in banks, viz. :—

Imperial Bank of Canada, Toronto	\$ 6,872 18
Union Bank of Canada, Toronto	2,045 71
Dominion Bank of Canada, Montreal.	1,969 19
Bank of Nova Scotia, Halifax.	3,765 62
Union Bank of Canada, Winnipeg.	66 81
Dominion Bank of Canada, Winnipeg.	1,302 16
Detroit Savings Bank, Detroit.	126 64
Merchants' Bank of Canada, London.	67 76
Citizens' Savings Bank, Detroit.	272 70
National Park Bank, New York	5,562 07

Total 22,050 84
Reversions (purchased policies of other companies) 3,730 00
Fire premiums paid on account of mortgagors. 2,963 31

Total \$ 4,194,309 61

OTHER ASSETS.

Interest due.	\$ 9,469 23
" accrued.	35,338 00

Total carried out 44,807 23

Rents due.	\$ 2,097 54
" accrued.	977 15

Total carried out. 3,074 69

Net amount of uncollected and deferred premiums : on new business,
\$47,180.14 ; on renewals, \$131,401.71. 178,581 85

Total assets. \$ 4,420,773 38

SESSIONAL PAPER No. 8

NORTH AMERICAN LIFE—*Continued.*

LIABILITIES.

*Amount computed to cover the net present value of all policies in force.	\$3,764,241 00	
Reserve for reversionary additions and premium reductions.	6,508 00	
Reserve for life annuities.	79,013 00	
		<hr/>
Total.	\$3,849,762 00	
Deduct value of policies reinsured in other companies.	41,533 00	
		<hr/>
Net reinsurance reserve.	\$ 3,808,229 00	
Claims for death losses, awaiting proof (less \$5,000 reinsurance).	26,150 00	
Claims for death losses resisted, in suit.	9,025 00	
Interest on guarantee fund accrued.	3,000 00	
Dividends or bonuses to policy-holders due and unpaid.	1,597 86	
Due on account of general expenses.	3,500 00	
Premiums paid in advance.	1,830 15	
		<hr/>
Total liabilities.	\$ 3,853,332 01	
Surplus on policy-holders' account.	\$ 567,441 37	

INCOME DURING THE YEAR.

Cash received for premiums	\$ 939,657 74	
Cash received for annuities.	5,501 15	
		<hr/>
Total.	\$ 945,158 89	
Deduct premiums paid to other companies for reinsurance.	22,223 87	
		<hr/>
Net premium income.	\$ 922,935 02	
Amount received for interest.	156,235 92	
Amount received for rents	15,932 03	
Profit on investments.	4,293 61	
		<hr/>
Total income.	\$ 1,099,396 58	

EXPENDITURE DURING THE YEAR.

Cash paid for death losses.	\$ 212,603 23	
Deduct amount received from other companies for reinsured death claims.	15,000 00	
		<hr/>
Net amount paid for death claims.	\$ 197,603 23	
Net amount paid for matured endowments (including \$319 bonus additions).	57,649 00	
		<hr/>
Total paid for death claims and matured endowments.	\$ 255,252 23	

*Based on H^M. Table of Mortality of the Institute of Actuaries of Great Britain and Ireland, with interest at 4½ per cent for policies issued prior to Jan 1, 1897, and at 4 per cent for policies issued between January 1, 1897, and December 31, 1899; and at 3½ per cent for policies issued since January 1, 1900.

1-2 EDWARD VII., A. 1902

NORTH AMERICAN LIFE—Continued.

EXPENDITURE—Concluded.

Cash paid to annuitants.....	\$	8,634	24
Cash paid for surrendered policies.....		15,415	60
Net amount paid for matured investment policies.....		46,529	60
Cash dividends paid to policy-holders.....		60,856	68
		<hr/>	
Total paid to policy-holders.....	\$	386,688	35
Cash paid for interest on guarantee fund.....		6,000	00
Commissions, salaries and other expenses of officials.....		220,864	07
Taxes, licenses, fees or fines.....		10,456	67
Other expenditure, viz.:—Medical fees, \$13,621; advertising, \$5,052.25; exchange, \$949.04; general expenses, \$4,765.01; postage, \$3,107.25; printing and stationery, \$14,238.85; legal expenses, \$1,423.06; commission on loans, \$687.03; insurance books, papers, &c., \$699.41; rent, fuel, &c., \$9,993.06; valuation fees, \$50.....		54,585	96
		<hr/>	
Total expenditure.....	\$	678,595	05
		<hr/> <hr/>	

SYNOPSIS OF LEDGER ACCOUNTS.

Amount of net ledger assets at beginning of year.....	\$	3,773,508	08
Income during the year (as above).....		1,099,396	58
		<hr/>	
Total.....	\$	4,872,904	66
Expenditure (as above).....		678,595	05
		<hr/>	
Balance, net ledger assets, December 31, 1901.....	\$	4,194,309	61
		<hr/> <hr/>	

MISCELLANEOUS.

Number of new policies reported during the year as taken.....	4,750		
Amount of said policies.....		\$	5,021,413 00
Amount of said policies reinsured in other companies.....			213,500 00
Number of policies become claims during the year.....	177		
Amount of said claims.....			271,200 00
Amount of above claims reinsured in other companies.....			20,000 00
		<hr/>	
Number of policies in force at date (including industrial and provident).....	21,469		
Amount of said policies.....		\$	27,900,597 00
Bonus additions.....			9,796 00
Premiums returnable in event of death.....	67,401		00
		<hr/>	
Total.....		\$	27,977,794 00
Amount of said policies reinsured in other companies.....			610,941 00
		<hr/>	
Net amount in force on December 31, 1901.....		\$	27,366,853 00
		<hr/> <hr/>	

Number of life annuities in force, 48; annual payments thereunder, \$8,317.79.

SESSIONAL PAPER No. 8

NORTH AMERICAN LIFE—Continued.

EXHIBIT OF POLICIES.

In force at December 31, 1900 :—

	No.	Amount.	No.	Amount.
Whole life policies.....	12,908	\$16,597,891		
Endowment assurances.....	4,251	5,000,747		
Term and all other.....	1,861	3,741,070		
Bonus additions and return premiums.....		64,794		
			19,020	\$25,404,502 00

New policies issued :—

Whole life policies.....	2,745	\$ 2,939,273		
Endowment policies.....	1,750	1,487,945		
Term and all other.....	401	959,500		
Bonus additions, &c.....		85		
			4,896	5,386,803 00
Old policies revived.....			179	54,961 00
Old, changed and increased.....			17	36,978 00

Totals.....			24,112	\$30,883,244 00
Deduct terminated and not taken.....			2,643	2,905,450 00

In force at December 31, 1901 :—

Whole life policies.....	14,365	\$18,253,426		
Endowment policies.....	5,152	5,599,201		
Term and all other.....	1,952	4,047,970		
Bonus additions and return premiums.....		77,197		
			21,469	\$27,977,794 00

DETAILS OF POLICIES WHICH HAVE CEASED TO BE IN FORCE.

	No.	Amount.
Terminated by death.....	146	\$ 213,322
" maturity.....	31	57,649
" expiry.....	10	22,750
" surrender.....	262	429,124
" lapse.....	1,851	1,440,654
" change and decrease.....	17	63,561
Policies not taken.....	326	678,390
Totals.....	2,643	\$2,905,450

BUSINESS DONE OUTSIDE OF CANADA.

(Included in above Statement.)

ASSETS AS PER LEDGER ACCOUNTS.

Amount secured by way of loans on real estate, by bond or mortgage, first liens.....	\$	187,475 00
Book value of stocks, bonds or debentures owned by the company....		263,113 30
Cash in banks.....		5,961 41
Total.....	\$	456,549 71

OTHER ASSETS.

Interest due.....	\$	412 50
" accrued.....		5,909 49
Total carried out.....		6,321 99
Net amount of uncollected and deferred premiums: on new business, \$12,971.27; on renewals, \$5,378.69.....		18,349 96
Total assets outside of Canada.....	\$	481,221 66

1-2 EDWARD VII., A. 1902

NORTH AMERICAN LIFE—Continued.

LIABILITIES OUTSIDE OF CANADA.

Amount computed to cover the net present value of all policies in force	\$	104,545 00
Deduct value of policies reinsured in other companies...		1,278 00
Net reinsurance reserve	\$	103,267 00
Claims for death losses unadjusted, awaiting proofs		1,000 00
Total liability.....	\$	104,267 00

INCOME DURING THE YEAR OUTSIDE OF CANADA.

Cash received for premiums	\$	37,908 12
Deduct premiums paid to other companies for reinsurance		1,273 43
Net premium income.....	\$	36,634 69

PAYMENT TO POLICY-HOLDERS OUTSIDE OF CANADA.

Cash paid for death losses.....	\$	1,000 00
Cash dividends paid to policy-holders.....		186 70
Total paid to policy-holders	\$	1,186 70

MISCELLANEOUS.

Number of new policies reported during the year as taken in other countries	562	
Amount of said policies	\$	1,127,474 00
Amount of said policies reinsured in other companies.....		41,000 00
Number of policies become claims	1	
Amount of said claims.....		1,000 00
Number of policies in force in other countries at date.....	722	
Amount of said policies	\$	1,553,052 00
Amount of said policies reinsured in other companies..	48,000 00	
Net amount in force in other countries at December 31, 1901.....		1,505,052 00

EXHIBIT OF POLICIES (OUTSIDE OF CANADA).

In force at December 31, 1900 :—

	No.	Amount.	No.	Amount.
Whole life policies	173	\$ 436,375 00		
Endowment policies.....	15	66,975 00		
Term and all other.....	21	68,500 00		
			209	\$ 571,850 00
New policies issued :—				
Whole life policies	356	\$ 667,964 00		
Endowment policies	171	263,400 00		
Term and all other	132	487,000 00		
			659	1,418,364 00
Old, changed and increased.....			11	37,851 00
			879	\$ 2,028,065 00
Deduct terminated and not taken.....			157	477,520 00

SESSIONAL PAPER No. 8

NORTH AMERICAN LIFE—*Concluded.*

In force at December 31, 1901 :—

	No.	Amount.	No.	Amount.
Whole life policies.....	452	\$ 860,845 00		
Endowment policies.....	154	258,200 00		
Term and all other.....	116	431,500 00		
Bonus and return premium additions.....		2,507 00		
			722	\$ 1,553,052 00

DETAILS OF TERMINATIONS.

	No.	Amount.
Terminated by death.....	1	\$ 1,000 00
" lapse.....	32	89,675 00
" change and decrease.....	1	7,970 00
Not taken.....	123	378,875 00
	157	\$ 477,520 00

THE NORTHERN LIFE ASSURANCE COMPANY OF CANADA.

STATEMENT FOR THE YEAR ENDING DECEMBER 31, 1901.

President—HON. DAVID MILLS.*Manager and Secretary*—JOHN MILNE*Principal Office*—London, Ont.

(Incorporated July 23, 1894, by 57-58 Vic., cap. 122. Licensed to transact business in Canada July 4, 1896.)

CAPITAL.

Amount of joint stock capital authorized	\$ 1,000,000 00
Amount subscribed for	839,300 00
Amount paid up in cash	<u>213,750 00</u>

(For List of Stockholders, see Appendix.)

ASSETS AS PER LEDGER ACCOUNTS.

Amount secured by way of loans on real estate, by bond or mortgage, first liens	\$ 77,700 00
Loans made to policy-holders on the company's policies assigned as collaterals	766 55
Securities deposited with the Receiver General, viz.:—	
Huron and Erie Savings and Loan Company's debentures	Par value. \$ 56,000 00
Carried out at par value	56,000 00
Special time deposit in Dominion Savings and Investment Society	75,000 00
Cash at head office	2,432 70
Cash in banks, viz.:—	
Dominion Savings and Investment Society	\$ 16,718 75
Bank of Toronto	2,452 91
Total	<u>19,171 66</u>
Total ledger assets	\$ 231,070 91

OTHER ASSETS.

*Office furniture and fixtures	2,101 10
*Agents' advances	11,424 66
Interest due	\$ 250 00
Interest accrued	753 15
Total	<u>1,003 15</u>
Outstanding and deferred premiums: new (gross), \$5,476.32; renewals, \$9,857.97; premium notes, \$21,491.61	36,825 90
Total assets	<u>\$ 282,425 72</u>

*These items have passed through the expenditure account of this and previous years.

SESSIONAL PAPER No. 8

NORTHERN LIFE ASSURANCE COMPANY—*Continued.*

LIABILITIES.

† Amount computed to cover the net present value of all policies in force	\$ 124,714 40	
Deduct value of policies reinsured in other companies	1,730 47	
		<hr/>
Net reinsurance reserve	\$ 122,983 93	
Claims for death losses unadjusted but not resisted	2,000 00	
		<hr/>
Total liability	\$ 124,983 93	
		<hr/>
Surplus on policy-holders' account	\$ 157,441 79	

INCOME DURING THE YEAR.

Cash received for premiums	\$ 77,886 41	
Deduct reinsurance	1,957 69	
		<hr/>
Net premium income	\$ 75,928 72	
Amount received for interest or dividends	8,827 20	
		<hr/>
Total	\$ 84,755 92	
Received for increased paid-up capital	300 00	
		<hr/>
Total income	\$ 85,055 92	

EXPENDITURE DURING THE YEAR.

Cash paid during the year for death losses	\$ 16,154 25	
Deduct amount received from other companies for reinsurance	2,000 00	
		<hr/>
Net amount paid for death claims	\$ 14,154 25	
Cash paid for surrendered policies	140 00	
		<hr/>
Total amount paid to policy holders	\$ 14,294 25	
Commissions, salaries and other expenses of officials	39,815 01	
Taxes, licenses, fees or fines	1,092 01	
Miscellaneous payments, viz. :—		
Postage, telegrams, exchange, etc., \$887.74 ; stationery, printing, etc., \$1,416.09 ; office fixtures and furniture, \$947.90 ; medical examiners' fees, \$3,958.56 ; advertising, etc., \$1,038.86 ; rents of head and branch offices, \$1,420.88 ; sundries, \$233.19 ; actuarial expenses, \$100 ; commission on loans, \$140 ; collection expenses, \$26.41	10,169 63	
		<hr/>
Total expenditure	\$ 65,370 90	

† Computed upon the basis of Institute of Actuaries' H^m. Table of Mortality, with interest at 4½ per cent on policies issued previous to January 1, 1900, and with interest at 3½ per cent on policies issued on or after that date.

1-2 EDWARD VII., A. 1902

NORTHERN LIFE ASSURANCE COMPANY—*Concluded.*

SYNOPSIS OF LEDGER ACCOUNTS.

Net ledger assets beginning of year	\$	211,385	89
Income as above		85,055	92
		<hr/>	
	\$	296,441	81
Expenditure as above		65,370	90
		<hr/>	
Balance—net ledger assets, Dec. 31, 1901	\$	231,070	91

MISCELLANEOUS.

Number of new policies reported during the year as taken in Canada. 1,042		
Amount of said policies	\$	1,191,925 00
“ “ reinsured in other licensed companies in Canada.		16,000 00
Number of policies become claims during the year. 10		
Amount of said claims		16,235 00
Amount of claims reinsured in other companies		2,000 00
Number of policies in force in Canada at date. 2,221		
Amount of said policies	\$	2,744,085
“ “ reinsured in other licensed companies		
in Canada.		80,000
		<hr/>
Net amount in force at December 31, 1901		2,664,085 00

EXHIBIT OF POLICIES.

Policies in force beginning of year :—

	No.	Amount.	No.	Amount.
Whole life	1,192	\$1,531,838 00		
Endowments.	348	399,280 00		
Term and all other.	81	117,600 00		
		<hr/>	1,621	\$ 2,048,718 00

New policies issued :—

Whole life	753	868,955 00		
Endowments.	265	292,970 00		
Term and all other.	24	30,000 00		
		<hr/>	1,042	1,191,925 00

Old policies revived.			6	6,500 00
Old, changed and increased			2	1,550 00
		<hr/>		

Total			2,671	\$ 3,248,693 00
Deduct policies terminated			450	504,608 00
		<hr/>		

Policies in force Dec. 31, 1901 :—

	No.	Amount.		
Whole life	1,618	\$2,022,145 00		
Endowments.	525	605,340 00		
Term and all other.	78	116,600 00		
		<hr/>	2,221	\$ 2,744,085 00

DETAILS OF TERMINATIONS.

Terminated by death	10	\$	16,235 00
“ surrender	1		2,000 00
“ lapse.	438		480,372 50
“ change and decrease	1		6,000 00
		<hr/>	
Total terminated	450	\$	504,607 50

THE NORTH BRITISH AND MERCANTILE INSURANCE COMPANY.

STATEMENT FOR THE YEAR ENDING DECEMBER 31, 1901.

Chairman—QUINTIN HOGG.

Manager—PHILIP R. D. MACLAGAN.

Principal Office—Edinburgh.

Manager and Chief Agent in Canada—
RANDALL DAVIDSON.

Head Office in Canada—Montreal.

(Established, 1809. Incorporated, 1824. Commenced business in Canada, 1862.)

(For Capital and Assets in Canada, see Fire Statement.)

LIABILITIES IN CANADA.

Under Policies issued previous to March 31, 1878.

*Amount computed to cover the net reserve on all outstanding policies in Canada.....	\$	115,199 00
Reserves for reversionary additions and premium reductions.....		55,606 00
Total net reinsurance reserve.....	\$	170,805 00
Claims for death losses due and unpaid (including bonus additions, \$386.70)		6,251 03
Due on account of general expenses in Canada.....		831 53
Total liability in respect of said policies in Canada....	\$	177,887 56

Under Policies issued subsequent to March 31, 1878.

*Amount computed to cover the net reserve on all outstanding policies in Canada.....	\$	255,562 00
Reserves for reversionary additions and premium reductions.....		85,443 00
Reserve for life annuities.....		10,234 00
Total net liabilities to said policy-holders in Canada....	\$	351,239 00
Total liabilities to all policy-holders in Canada.....	\$	529,126 56

INCOME IN CANADA.

Amount of premiums received in cash during the year on life policies in Canada.....	\$	19,631 56
Total income in Canada.....	\$	19,631 56

* Based on Institute of Actuaries' H^M. Table, with interest at 4½ p.c. for policies issued prior to Jan. 1, 1900, and with interest at 3½ p.c. for policies issued on or after that date. Computed by the Department.

1-2 EDWARD VII., A. 1902

NORTH BRITISH AND MERCANTILE—Continued.

EXPENDITURE IN CANADA.

Total amount paid for death claims (including bonus additions, \$12,071.08)	\$	61,227 73
Net amount paid for matured endowments (including \$196.73 bonus additions)		2,630 07
Amount paid to annuitants		1,123 82
Amount paid for surrendered policies		851 66
Cash bonuses paid policy-holders	\$	2,561 61
Cash bonuses applied in payment of premiums in Canada		708 36
Total carried out		3,269 97
Total net amount paid to policy-holders in Canada	\$	69,103 25
Cash paid for commissions, salaries and other expenses of officials		1,885 13
Cash paid for taxes, licenses, fees or fines		580 76
Miscellaneous payments, viz.:—Postage, stationery, telegrams, &c., \$116.17; insurance superintendence, \$12.91; medical fees, \$32.50; proportion of general expenses payable by life branch, \$1,500; law expenses, \$239.96; travelling expenses, \$7; advertising, \$15; miscellaneous, \$100		2,023 54
Total expenditure in Canada	\$	73,592 68

MISCELLANEOUS.

Number of new policies reported during the year as taken in Canada	2
Amount of said policies	\$ 3,500 00
Bonuses added during the year	46,202 28
Policy revived (including \$921.63 bonus additions)	3,354 96
Number of policies become claims in Canada during the year	20
Amount of said claims (including \$11,321.62 bonus additions)	63,731 71
Number of policies in force in Canada at date	394
Amount of said policies	\$ 753,637 91
Bonus additions	215,957 24
Total amount of policies in force December 31, 1901	969,595 15
Number of life annuities in force at December 31, 1901	5
Amount of annual payments thereunder	1,123 82

EXHIBIT OF POLICIES.

Policies in force at beginning of year :—

	No.	Amount.	No.	Amount.
Whole life policies	396	\$ 787,944 00		
Endowment assurances	22	46,563 00		
Bonus additions		185,698 00		
			418	\$ 1,020,205 00
New policies issued :—				
Whole life policies	1	\$ 2,000 00		
Endowment policies	1	1 500 00		
			2	3,500 00
Old policies revived			1	2,433 00
Bonus additions thereon				922 00
Old, changed and increased			5	5,771 00
Additional bonuses thereon				46,202 00
Totals			426	\$ 1,079,033 00
Deduct terminated			32	109,438 00

SESSIONAL PAPER No. 8

NORTH BRITISH AND MERCANTILE—*Continued.*

In force at end of year :—

	No.	Amount.	No.	Amount.
Whole life policies.....	373	\$ 708,008 00		
Endowment policies.....	21	45,630 00		
Bonus additions.....		215,957 00		
			394	\$ 969,595 00

DETAILS OF POLICIES WHICH HAVE CEASED TO BE IN FORCE.

	No.	Amount.
Terminated by death.....	18	\$ 61,102 00
" maturity.....	2	2,630 00
" surrender.....	1	1,945 00
" lapse.....	6	21,703 00
" change and decrease.....	5	17,000 00
Bonuses surrendered.....		5,058 00
	32	\$ 109,438 00

Details of North British and Mercantile Policies issued prior to March 31, 1878.

	No.	Amount.
Policies in force at beginning of year in Canada (inclusive of bonus additions, \$70,943.26).....	106	\$ 310,504 42
Paid up policies granted.....	2	1,580 00
Bonuses added during the year.....		17,119 11
Policies terminated (inclusive of bonus additions, \$5,795.20)....	12	42,285 20
Policies in force at date of statement (inclusive of bonus additions, \$82,267.17).....	96	286,918 33

Number and Amount of Scottish Provincial Policies included in above statement.

	No.	Amount.
Policies in force at beginning of year in Canada (inclusive of \$99,259.67 bonus additions).....	231	\$ 434,625 05
Paid up policies granted.....	1	1,781 20
Policies revived (including \$921.63 bonus additions).....	1	3,354 96
Bonuses added during year.....		19,428 03
Policies terminated (including \$10,283.55 bonus additions)....	14	40,867 38
Policies in force at date of statement (including \$109,325.78 bonus additions).....	219	418,321 86

NORTH BRITISH AND MERCANTILE—Continued.

LIFE ASSURANCE ACCOUNT—YEAR 1901.

	£	s.	d.	£	s.	d.
Amount of life assurance fund at the beginning of the year	8,364,461	15	7	687,687	18	11
Premiums, after deduction of reinsurance premiums	846,328	7	9			
Interest—less income tax	355,592	3	5			
Recording fees	508	10	0			
Funds transferred from Universal Life Assurance Society on assuming liability for its assurance contracts	741,403	0	0	110,175	10	5
Claims under policies, after deduction of sums reassured						
Policies emerged by death				£624,060	6	10
Endowment assurance policies matured				63,627	12	1
				<u>£687,687</u>	<u>18</u>	<u>11</u>
Surrenders						
Of policies and bonuses thereon				£ 43,293	16	11
Bonuses in cash				65,881	13	6
				<u>£110,175</u>	<u>10</u>	<u>5</u>
Commission				45,372	7	1
Expenses of management				74,290	14	4
Irrecoverable balances				1	1	1
Amount of life assurance fund at the end of the year				9,390,566	4	11
				<u>£10,308,093</u>	<u>16</u>	<u>9</u>

ANNUITY ACCOUNT—YEAR 1901.

	£	s.	d.	£	s.	d.
Amount of annuity fund at the beginning of the year	2,847,002	8	9	276,463	8	11
Consideration for annuities granted, after deduction of reinsurance	256,352	6	7	8,089	13	8
Premiums, after deduction of reinsurance premiums	7,585	1	9			
Interest—less income tax	109,492	4	3	£268,393	15	3
Funds transferred from Universal Life Assurance Society on assuming liability for its annuity contracts	11,297	0	0	5,674	1	8
				<u>£274,067</u>	<u>16</u>	<u>11</u>
Amuities paid				2,037	11	5
Less received under reinsurance				5,346	10	9
				<u>1,208</u>	<u>2</u>	<u>6</u>
Income tax				2,949,078	19	9
				<u>£3,231,739</u>	<u>1</u>	<u>4</u>
Commission						
Expenses of management						
Surrenders						
Amount of annuity fund at the end of the year						

SESSIONAL PAPER No. 8

THE NORTH WESTERN MUTUAL LIFE ASSURANCE COMPANY.

STATEMENT FOR THE YEAR ENDING DECEMBER 31, 1901.

President—H. L. PALMER.*Secretary*—J. W. SKINNER.*Principal Office*—Milwaukee, Wis., U.S.A.*Attorney in Canada*—WM. ANGUS.*Head Office in Canada*—Montreal.

(Incorporated March 2, 1857. Commenced business in Canada, November, 1871.)

NO CAPITAL STOCK.

ASSETS IN CANADA.

Amount of loans made to Canadian policy-holders on the company's policies assigned as collaterals.....	\$	32,590 00
United States registered bonds held by the Receiver General, viz. :—		
4 per cent bonds, \$100,000 ; carried out at market value.....		139,500 00
Net outstanding premiums.....		914 18
Total assets in Canada.....	\$	173,004 18

LIABILITIES IN CANADA.

* Amount computed to cover the net reserve on all outstanding policies in Canada.....	\$	149,720 00
Claims for death losses.....		Nil.
Total liabilities in Canada.....	\$	149,720 00

INCOME IN CANADA.

Amount of premiums received in cash during the year in Canada.....	\$	8,111 74
Premiums paid by dividends.....		2,775 15
Total net premium income.....	\$	10,886 89

* Based on Actuaries' Table, 4 per cent.

1-2 EDWARD VII., A. 1902

NORTH WESTERN MUTUAL LIFE—*Continued.*

EXPENDITURE IN CANADA.

Amount paid during the year on claims in Canada, viz. :—	
Death claims.....	\$ 20,176 00
Matured endowments.....	1,000 00
Total amount paid for death claims and matured endowments.....	\$ 21,176 00
Amount paid for surrendered policies.....	3,018 33
Amount paid for dividends or bonuses to policy-holders.....	97 59
Cash dividends applied in payment of premiums in Canada.....	2,775 15
Total net amount paid to policy-holders in Canada.....	\$ 27,067 07
Amount paid for taxes, licenses, fees or fines.....	5 53
Total expenditure in Canada.....	\$ 27,072 60

MISCELLANEOUS.

Number of policies become claims in Canada during the year.....	10
Amount of said claims.....	\$ 21,176 00
Number of policies in force in Canada at date.....	259
Amount of said policies at December 31, 1901.....	328,063 00

EXHIBIT OF POLICIES (CANADIAN BUSINESS.)

In force at beginning of year :—				
	No.	Amount.	No.	Amount.
Whole life policies.....	267	\$ 351,668		
Endowments.....	7	7,778		
			274	\$ 359,446 00
Old policies increased.....				225 00
			274	\$ 359,671 00
Deduct terminated.....			15	31,608 00
In force at end of year :—				
	No.	Amount.		
Whole life.....	253	\$ 321,239		
Endowments.....	6	6,824		
			259	\$ 328,063 00

DETAILS OF POLICIES WHICH HAVE CEASED TO BE IN FORCE.

	No.	Amount.
Terminated by death.....	9	\$ 20,176 00
" maturity.....	1	1,000 00
" surrender.....	5	9,000 00
" decrease.....		1,432 00
Total.....	15	\$ 31,608 00

SESSIONAL PAPER No. 8

NORTH WESTERN MUTUAL LIFE--*Continued.*

GENERAL BUSINESS STATEMENT FOR THE YEAR ENDING DECEMBER 31, 1901.

INCOME DURING THE YEAR.

Total premium income.....	\$ 22,619,068 08
Cash received for interest.....	6,368,652 85
Cash received for rents.....	434,296 92
Cash for discounts on maturing endowments paid in advance.....	11,708 71
Profit on sales of real estate.....	38,057 46
Total income.....	<u>\$ 29,471,784 02</u>

DISBURSEMENTS DURING THE YEAR.

Total amount paid for losses and matured endowments.....	\$ 6,979,651 97
Cash paid to annuitants.....	18,768 98
Premium notes, net.....	272 83
Surrender values applied in payment of running premiums.....	1,108 81
Surrender values paid in cash.....	1,767,171 00
Dividends applied to payment of running premiums.....	1,667,162 16
Dividends applied to purchase paid up additions and annuities.....	580,134 10
Dividends paid policy-holders.....	1,330,207 10
Commissions to agents.....	2,688,693 91
Medical examiners' fees and inspection of risks.....	158,250 96
Salaries of officers and office employees.....	445,356 10
Taxes, licenses and fees.....	605,749 58
Rent.....	35,800 00
General expenses.....	564,605 13
Total disbursements.....	<u>\$ 16,842,932 63</u>

LEDGER ASSETS.

Book value of real estate unincumbered.....	\$ 4,582,855 12
Mortgage loans on real estate.....	72,608,412 80
Loans in cash to policy-holders on the company's policies assigned as collaterals.....	8,611,112 00
Premium notes on policies in force.....	297,439 87
Book value of bonds owned.....	57,075,554 95
Cash on hand and in banks.....	3,629,973 27
Agents' debit balances.....	2,511 00
Total.....	<u>\$146,807,859 01</u>
Deduct agents' credit balances, &c.....	76,627 19
Total net or ledger assets.....	<u>\$146,731,231 82</u>

NON-LEDGER ASSETS.

Interest due and accrued.....	2,152,096 33
Rents due and accrued.....	35,035 62
Market value of bonds over book value.....	1,127,223 66
Net amount of uncollected and deferred premiums.....	1,901,680 53
Total assets.....	<u>\$151,947,267 96</u>
Deduct items not admitted.....	2,511 00
Total admitted assets.....	<u>\$151,944,756 96</u>

NORTH WESTERN MUTUAL—*Concluded.*

LIABILITIES.

* Net reinsurance reserve	\$119,440,207 00
Present value of amounts not yet due on matured instalment policies.	422,015 00
Net policy claims.	566,957 79
Unpaid dividends or other description of profits due policy-holders.	247,765 18
Premiums paid in advance.	20,183 45
Sundry.	75,300 69
Surplus accumulations held to meet tontine and semi-tontine policy contracts	24,927,315 00
Excess of 3 per cent over 4 per cent reserve on policies issued since January 31, 1899	825,224 00
Special reserve for paid up insurance claimable, &c.	137,558 00
	<hr/>
Total liabilities on policy-holders' account.	\$146,662,526 11
	<hr/>
Gross divisible surplus.	\$ 5,282,230 85
	<hr/>

EXHIBIT OF POLICIES.

Number of new policies issued during the year	28,060
Amount of said policies	\$ 66,033,522 00
Number of policies terminated during the year	10,812
Total amount terminated.	25,260,517 00
Number of policies in force at date of statement.	243,158
Net amount of said policies	574,705,000 00
	<hr/>

* Actuaries' Table of Mortality with 4 p. c. interest.

THE NORWICH UNION LIFE INSURANCE SOCIETY.

STATEMENT AS AT DECEMBER 31, 1901.

President—T. C. BLOFIELD. | Secretary—JOHN J. W. DEUCHAR.

Principal Office—Norwich, England.

Chief Agent in Canada—JOHN B. LAIDLAW. | Head Office in Canada—Toronto.

(Established, 1808; licensed in Canada, October 18, 1899.)

NO CAPITAL.

ASSETS IN CANADA.

Stocks and bonds on deposit with the Receiver General, viz.:—

	Par value.	Market value.
City of Winnipeg bonds.....	\$ 9,733 33	\$ 48,200 00
" St. John, N.B., bonds.	21,900 00	
" Quebec bonds.	17,033 34	
" Vancouver 4 per cent bonds.....	23,846 66	
Total par and market values.....	\$ 72,513 33	\$ 73,000 00

Carried out at market value.	\$	73,000 00
Cash in Imperial Bank of Canada.....		448 09
Total assets in Canada.....	\$	73,448 09

LIABILITIES IN CANADA.

Net reinsurance reserve (computed by Department, Hm. 3½ per cent)	\$	864 00
---	----	--------

INCOME IN CANADA DURING THE YEAR.

Cash received for premiums.....	\$	482 55
Total income.....	\$	482 55

EXPENDITURE IN CANADA DURING THE YEAR.

Cash paid for commissions, salaries and other expenses of officials.	\$	19 30
Cash paid for taxes, licenses, fees or fines in Canada.....		15 16
Total expenditure.....	\$	34 46

1-2 EDWARD VII., A. 1902

NORWICH UNION LIFE—*Concluded.*

MISCELLANEOUS.

Number of policies in force in Canada at date	7	
Amount of said policies.....\$	14,500 00	
Bonus additions thereon.....	434 29	
Net amount in force at date of statement	\$	<u>14,934 29</u>

EXHIBIT OF POLICIES (CANADIAN BUSINESS).

In force at end of year:—

	No.	Amount.
Whole-life policies.....	6	\$ 11,500 00
Endowments.....	1	3,000 00
Bonus additions.....		434 00
Total	<u>7</u>	<u>\$ 14,934 00</u>

(For General Business Statement, see Appendix.)

SESSIONAL PAPER No. 8

PHENIX MUTUAL LIFE INSURANCE COMPANY.

STATEMENT FOR THE YEAR ENDING DECEMBER 31, 1901.

President—JONATHAN B. BUNCE. | *Secretary*—CHAS. H. LAWRENCE.

Principal Office—Hartford, Conn.

Chief Agent in Canada—C. R. G. JOHNSON. | *Head Office in Canada*—Montreal.

(Incorporated, May, 1851. Commenced business in Canada, October, 1866.)

ASSETS IN CANADA.

Stocks and bonds in deposit with the Receiver General:—

County of Middlesex bonds.....	\$	30,000	00
Niagara Falls Park bonds.....		99,280	00
	\$	129,280	00
Carried out at market value.....	\$	134,947	60
Gross premiums due and uncollected on Canadian policies in force	\$	47	89
Gross deferred premiums on same.....		450	51
Total outstanding and deferred premiums..	\$	498	40
Deduct cost of collection at ten per cent.....		49	84
Net outstanding and deferred premiums.....		448	56
Total assets in Canada.....	\$	135,396	16

LIABILITIES IN CANADA.

Amount estimated to cover the net reserve on all outstanding policies in Canada.....	\$	275,000	00
Total liabilities in Canada.....	\$	275,000	00

INCOME IN CANADA.

Gross amount of premiums received in cash during the year on life policies in Canada.....	\$	11,765	07
Premiums paid by dividends.....		2,861	57
Total net premium income.....	\$	14,626	64
Amount received for interest or dividends on stock, &c.....		4,634	58
Total income in Canada.....	\$	19,261	22

1-2 EDWARD VII., A. 1902

PHENIX MUTUAL LIFE—Continued.

EXPENDITURE IN CANADA.

Net amount paid for death claims.....	\$	28,424 00
Amount paid for matured endowments.....		2,658 00
Cash paid for surrendered policies.....		1,845 00
Cash dividends applied in payment of premiums in Canada.....		2,861 57
Total net amount paid to policy-holders in Canada.....	\$	35,788 57
Total expenditure in Canada.....	\$	35,788 57

MISCELLANEOUS.

Number of new policies issued in Canada during the year.....	2	
Amount of said policies.....	\$	1,236 00
Number of policies become claims in Canada during the year..	34	
Amount of said claims.....		31,082 00
Number of policies in force in Canada at December 31, 1901... 644		
Amount of said policies.....		647,370 00

EXHIBIT OF POLICIES, CANADIAN BUSINESS.

In force at beginning of year :

	No.	Amount.	No.	Amount.
Whole-life policies.....	622	\$648,008 00		
Endowments.....	55	27,708 00		
Term and other.....	5	8,000 00		
			682	\$683,716 00

New policies issued..... 2 1,236 00

Deduct terminated..... 40 37,582 00

In force at end of year :

Whole-life.....	596	\$614,653 00		
Endowments.....	43	24,717 00		
Term and other.....	5	8,000 00		
			644	\$647,370 00

DETAILS OF POLICIES WHICH HAVE CEASED TO BE IN FORCE.

Terminated by death.....	23	\$ 28,424 00
“ maturity.....	11	2,658 00
“ surrender.....	4	4,500 00
“ change.....	2	2,000 00
Total.....	40	\$ 37,582 00

SESSIONAL PAPER No 8

PHENIX MUTUAL—Continued.

GENERAL BUSINESS STATEMENT FOR THE YEAR ENDING DECEMBER 31, 1901.

INCOME DURING THE YEAR.

Total premium income.....	\$	2,551,150	39
Interest and dividends.....		639,866	61
Discount on claims paid in advance.....		618	12
Received for rents.....		48,911	92
Received for profits on sales of real estate.....		31,603	28
Other income.....		3,328	74
Total income.....	\$	3,275,479	06

DISBURSEMENTS DURING THE YEAR.

Total net amount paid for losses and matured endowments.....	\$	1,036,223	62
Cash paid to annuitants.....		9,387	47
Premium notes voided by lapse.....		5,939	50
Dividends paid to policy-holders.....		3,937	02
" applied to pay running premiums.....		181,519	39
" " to purchase paid-up additions and annuities.....		54,529	76
Surrender values paid in cash.....		170,814	67
" applied to pay running premiums.....		4,012	06
Paid for commission and bonus to agents.....		308,732	78
Commuting renewal commissions.....		10,025	00
Salaries and allowances to managers and agents.....		52,715	34
Medical examiners' fees and inspection of risks.....		33,527	92
Salaries of officers and office employees.....		81,558	81
Taxes, licenses and insurance department fees.....		80,862	31
Rent.....		28,160	25
Miscellaneous expenditure.....		143,487	98
Total disbursements.....	\$	2,205,433	88

LEDGER ASSETS.

Book value of real estate, unencumbered.....	\$	912,412	83
Loans on mortgages on real estate first liens.....		7,722,586	01
Loans on the company's policies assigned as collaterals.....		622,622	00
Premium notes, loans or leins on policies in force.....		278,002	41
Book value of bonds and stocks owned.....		3,875,974	38
Cash on hand and in banks.....		411,267	11
Total net or ledger assets.....	\$	13,822,864	74

NON-LEDGER ASSETS.

Interest due and accrued.....		154,151	63
Market value of bonds and stocks over book value.....		190,269	22
Outstanding and deferred premiums.....		228,528	96
Total assets.....	\$	14,395,814	55

1-2 EDWARD VII., A. 1902

PHENIX MUTUAL—*Concluded.*

LIABILITIES.

*Net reinsurance reserve.....	\$ 13,657,693 00
Net policy claims.....	37,760 00
Present value of amounts not yet due on matured instalment policies..	24,647 00
Present value of instalment death claims which matured during 1901..	9,235 00
Premiums paid in advance.....	10,733 00
Dividends apportioned, payable during 1902.....	3,583 00
	<hr/>
Total liabilities.....	\$ 13,743,651 00
	<hr/>
Gross divisible surplus.....	\$ 652,163 55
	<hr/> <hr/>

EXHIBIT OF POLICIES.

Number of new policies issued during the year.....	4,582
Amount of said policies.....	\$ 7,999,061 00
Number of policies terminated during the year.....	4,142
Total amount terminated.....	7,078,443 00
Number of policies in force at date of statement.....	39,180
Net amount of said policies.....	<u>64,434,784 00</u>

*Computed on Actuaries' Table of Mortality, with 4 per cent interest.

SESSIONAL PAPER No. 8

THE PROVIDENT SAVINGS LIFE ASSURANCE SOCIETY OF NEW YORK.

STATEMENT FOR THE YEAR ENDING DECEMBER 31, 1901.

President—E. W. SCOTT. | *Secretary*—WILLIAM E. STEVENS.

Principal Office—New York City.

Chief Agent in Canada— | *Head Office in Canada*—Montreal.
J. HENRY MILLER.

(Incorporated, February 25, 1875. Commenced business in Canada, March, 1889.)

CAPITAL.

Amount of capital authorized, subscribed for and paid up in cash. . . . \$ 100,000 00

ASSETS IN CANADA.

Amount of loans to Canadian policy-holders on the company's policies assigned as collaterals. \$ 23,301 77

Stocks and bonds in deposit with Receiver General, viz. :—

	Par value.	Market value.
Province of Quebec 5 per cent bonds.	\$ 13,500 00	\$ 15,034 95
Montreal City 4 per cent bonds.	41,000 00	44,481 50
City of Toronto sterling 4 per cent bonds.	30,660 00	33,167 98
Canada 4 per cent loan.	2,000 00	2,028 20
City of Toronto 3½ per cent debentures.	24,333 33	24,333 33
City of Winnipeg 3½ per cent debentures.	26,000 00	24,372 50
British Columbia 3½ per cent dyking debentures.	40,000 00	41,052 00

Total par and market value \$177,493 33 \$184,470 46

Carried out at market value. 184,470 46

Cash at head office in Canada. 33 99

Cash at St. John, N.B., office, \$973.75 ; Toronto, Ont., office, \$7.47 . . . 981 22

Cash in banks, viz. :—

Bank of B. N. A.	\$ 64 04
Bank of Montreal.	10,557 99
Molsons Bank.	218 31
Bank of Ottawa.	47 61

Total. 10,887 95

Agents' ledger balances. 9,300 08

Interest due. \$ 29 65

Interest accrued. 2,571 91

Total interest. 2,601 56

1-2 EDWARD VII., A. 1902

PROVIDENT SAVINGS—*Continued.*ASSETS—*Concluded.*

Gross premiums due and uncollected on Canadian policies in force.....	\$ 5,894 00	
Gross deferred premiums on same.....	7,055 32	
Total outstanding and deferred premiums.....	\$12,949 32	
Deduct cost of collection at 10 per cent.....	1,294 93	
Net outstanding and deferred premiums.....		11,654 39
Other assets, office furniture.....		828 65
Total assets in Canada.....	\$	<u>244,060 07</u>

LIABILITIES IN CANADA.

*Amount computed to cover the net present value of all Canadian poli- cies in force.....	\$	199,179 00
Claims for death losses, adjusted but not due.....		1,000 00
Premiums paid in advance.....		31 38
Total liabilities in Canada.....	\$	<u>200,210 38</u>

INCOME IN CANADA.

Cash received for premiums.....	\$	114,735 45
Premiums paid by dividends.....		541 87
Total premium income.....	\$	115,277 32
Received for interest or dividends on stocks, policy loans, &c.....		6,543 20
Received dividends, Bank Ville Marie.....		2 19
Total income in Canada.....	\$	<u>121,822 71</u>

EXPENDITURE IN CANADA.

Net amount paid for death claims, \$11,000 of which accrued in previous years.....	\$	41,000 00
Cash paid for surrendered policies.....		4,322 62
Cash dividends paid to Canadian policy-holders.....		612 33
Cash dividends applied in payment of premiums in Canada.....		541 87
Total amount paid to policy-holders in Canada.....	\$	46,476 82
Cash paid for commissions, salaries and all other expenses of officials in Canada.....		23,434 38
Cash paid for taxes, &c.....		2,169 22
Miscellaneous, payments, viz.:— Office rent, \$1,363.30 ; advertising, \$677.85 ; postage and telegrams, \$815.10 ; stationery and printing, \$245.86 ; sundry expenses, \$1,093.76 ; medical fees, \$2,031.65.....		6,227 52
Total expenditure in Canada.....	\$	<u>78,307 94</u>

*Based on Actuaries' Table of Mortality, with 4 per cent interest.

SESSIONAL PAPER No. 8

PROVIDENT SAVINGS—Continued.

MISCELLANEOUS.

Number of new policies reported during the year as taken in Canada.....	351	
Amount of said policies.....		\$ 551,000 00
Number of policies become claims in Canada during the year.....	18	
Amount of said claims.....		31,000 00
Number of policies in force in Canada at date.....	1,869	
Net amount in force, December 31, 1901.....		<u>3,652,947 00</u>

EXHIBIT OF POLICIES (CANADIAN BUSINESS).

In force at beginning of year—

	No.	Amount.	No.	Amount.
Whole life policies.....	494	\$ 965,085 00		
Endowments.....	182	253,552 00		
Term and all other.....	1,143	2,542,176 00		
			1,819	\$ 3,760,813 00
New policies issued.....	351	\$ 551,000 00		
Old policies revived.....	20	59,000 00		
Old policies changed and increased.....	117	162,750 00		
			488	772,750 00

Total.....	2,307	\$ 4,533,563 00
Deduct terminated.....	438	880,616 00

In force at end of year—

Whole life.....	561	\$1,018,551 00		
Endowments.....	185	263,552 00		
Term and all other.....	1,123	2,370,844 00		
			1,869	\$ 3,652,947 00

DETAILS OF POLICIES WHICH HAVE CEASED TO BE IN FORCE.

	No.	Amount.
Terminated by death.....	18	\$ 31,000 00
" expiry.....	223	498,500 00
" surrender.....	28	42,000 00
" lapse.....	52	116,082 00
" change and decrease.....	117	193,034 00
Total terminated.....	438	\$ 880,616 00

GENERAL BUSINESS STATEMENT FOR THE YEAR ENDING DECEMBER 31, 1901.

INCOME DURING THE YEAR.

Total premium income.....	\$ 3,470,800 99
Interest.....	137,487 01
Rents.....	33,952 20
Dividends and surrender values on reinsurance.....	55 17
Premium notes, loans or liens restored by revival of policies.....	4,694 85
Profit on sale of real estate.....	145,786 27
Total income.....	<u>\$ 3,792,776 49</u>

1-2 EDWARD VII., A. 1902

PROVIDENT SAVINGS—*Continued.*

DISBURSEMENTS

Amount paid for death losses, matured endowments and claims on instalment policies	\$ 1,168,486 67
Annuities	1,707 04
Premium notes voided by lapse	21,666 46
Surrender values paid in cash	134,598 86
Surrender values applied to purchase paid-up policies and annuities	24,465 16
Dividends paid policy-holders in cash	34,583 37
Dividends applied by policy-holders to pay running premiums	123,117 54
Commissions to agents	412,642 77
Dividends to stockholders	6,977 60
Salaries and allowances to managers and agents	114,717 23
Salaries of officers and office employees	191,109 22
Medical examiners' fees and inspection of risks	72,633 81
Taxes, licenses and insurance department fees	63,647 82
Rents	48,279 11
All other expenditure	273,153 52
Total disbursements	<u>\$ 2,691,786 18</u>

ASSETS.

Book value of real estate, unencumbered	\$ 922,728 24
Loans on mortgages, first liens on real estate	536,300 00
Loans secured by pledge of bonds, stocks and other collaterals	5,000 00
Loans to policy-holders on the company's policies assigned as collaterals	1,301,015 83
Book value of bonds and stocks owned	800,491 04
Cash on hand and in banks	412,489 88
Agents' debit balances	211,526 58
Premium notes on policies in force	169,795 11
Bills receivable	1,722 27
Loans at interest to agents secured by surety bonds	45,000 00
Total net or ledger assets	<u>\$ 4,406,068 95</u>

OTHER ASSETS.

Interest due and accrued	59,724 09
Rents due and accrued	4,348 00
Market value of real estate over book value	51,471 76
Market value of bonds and stocks over book value	72,990 97
Net amount of uncollected and deferred premiums	517,372 00
Internal revenue stamps on hand	4,898 07
Total	<u>\$ 5,116,873 84</u>
Deduct items not admitted	213,248 85
Total admitted assets	<u>\$ 4,903,624 99</u>

SESSIONAL PAPER No. 8

PROVIDENT SAVINGS—*Concluded.*

LIABILITIES.

*Net reinsurance reserve on December 31, 1901.....	\$ 4,160,313 00
Present value of amounts not yet due on matured instalment policies..	8,506 00
Total policy claims.....	164,733 00
Trust funds held by the company.....	1,261 00
Premiums paid in advance.....	3,729 00
Reserve on cancelled policies upon which a surrender value may be demanded.....	2,929 25
Accrued interest.....	10,316 32
	<hr/>
Total liabilities.....	\$ 4,351,787 57
Gross divisible surplus.....	451,837 42
Capital stock paid up.....	100,000 00
	<hr/> <hr/>

EXHIBIT OF POLICIES.

Number of new policies issued.....	6,965
Amount.....	\$ 22,683,751 00
Number of policies terminated.....	10,516
Amount.....	37,463,169 00
Number of policies in force at December 31, 1901.....	31,455
Net amount in force at December 31, 1901.....	93,832,136 00
	<hr/> <hr/>

*Computed on Actuaries' Table of Mortality, with 4 per cent interest.

THE RELIANCE MUTUAL LIFE ASSURANCE SOCIETY.

STATEMENT FOR THE YEAR ENDING DECEMBER 31, 1901.

Secretary—J. J. W. DEUCHAR. | Principal Office—Norwich, Eng.
 Chief Agent in Canada—JOHN B. LAIDLAW. | Head Office in Canada—Toronto.

(Established, 1840. Commenced business in Canada, August 1, 1868.)

NO CAPITAL.

ASSETS IN CANADA.

City of Toronto debentures in deposit with Receiver General.	\$	109,987	00
Newfoundland 3½ per cent debentures in deposit with Receiver General		24,333	00
Cash in Imperial Bank of Canada.		256	83
Total assets in Canada.	\$	134,576	83

LIABILITIES IN CANADA.

Amount computed to cover the net present value of all Canadian policies in force.	\$	69,182	00
Reserves for reversionary additions and premium reductions		11,684	00
*Net reserve on all outstanding policies in Canada.	\$	80,866	00
Total liabilities in Canada.	\$	80,866	00

INCOME IN CANADA.

Premiums received in cash during the year on life policies in Canada. . .	\$	4,112	59
Total income.	\$	4,112	59

*Reserve based on Institute of Actuaries' Hm. Table of Mortality, with 4½ per cent interest. Computed by the Department.

SESSIONAL PAPER No. 8

RELIANCE MUTUAL LIFE—*Concluded.*

EXPENDITURE IN CANADA.

Cash paid for death claims.....	\$	6,940 68
Cash paid to annuitants.....		54 35
		<hr/>
Total net amount paid to policy-holders in Canada.....	\$	6,995 03
Cash paid for commissions, salaries, and other expenses of officials.....		147 97
Cash paid for taxes, licenses, fees, or fines in Canada.....		15 28
All other expenditure in Canada.....		168 58
		<hr/>
Total expenditure in Canada.....	\$	<u>7,326 86</u>

MISCELLANEOUS.

Number of policies become claims in Canada during the year.....	4	
Amount of said claims.....	\$	6,811 88
Number of policies in force in Canada at date.....	150	
Amount of said policies.....	\$	155,346 06
Bonus additions thereon.....		18,528 63
		<hr/>
Total net amount of policies in force in Canada, December 31, 1891...		<u>173,874 69</u>

EXHIBIT OF POLICIES (CANADIAN BUSINESS).

In force at end of year :

	No.	Amount.
Whole-life policies.....	145	\$ 150,241 00
Endowments.....	5	5,105 00
Bonus additions.....		18,529 00
		<hr/>
Total.....	<u>150</u>	<u>\$ 173,875 00</u>

THE ROYAL INSURANCE COMPANY.

STATEMENT FOR THE YEAR ENDING DECEMBER 31, 1901.

Chairman—M. H. MAXWELL.

Manager—CHAS. ALCOCK.

Principal Office—Liverpool, Eng.

Chief Agent in Canada—GEO. SIMPSON.

Head Office in Canada—Montreal.

(Established, May 31, 1845. Commenced business in Canada, 1851.)

(For Capital and Assets, see Fire Statement.)

LIABILITIES IN CANADA.

Under Policies issued previous to March 31, 1878.

*Amount estimated to cover the reserve on all outstanding policies in Canada.....	\$	261,000 00
Total net liabilities to said policy-holders in Canada....		\$ 261,000 00

Under Policies issued subsequent to March 31, 1878.

*Amount estimated to cover the reserve on all outstanding policies in Canada.....	\$	150,000 00
Claims for death losses adjusted but not due.....		586 50
Total net liabilities to said policy-holders in Canada....		\$ 150,586 50
Total liabilities to all policy-holders in Canada.....		\$ 411,586 50

INCOME IN CANADA.

Amount of premiums received in cash during the year on life policies in Canada.....	\$	17,525 94
Amount received for interest or dividends on stock, &c.....		1,920 15
Total income in Canada.....		\$ 19,446 09

* Based on Institute of Actuaries' Hm. Table, with interest at 4½ per cent.

SESSIONAL PAPER No. 8

ROYAL—Continued.

EXPENDITURE IN CANADA.

Cash paid on account of death claims, of which \$9,171.32 accrued in previous years (including \$5,412.93 bonus additions).....\$	45,468 39
Amount paid to annuitants.....	263 53
Cash paid for surrendered policies.....	724 72
Total net amount paid to policy-holders in Canada.....\$	46,456 64
Cash paid for commissions, &c.....	424 75
Taxes, licenses, fees or fines.....	163 59
Miscellaneous, viz. :—Legal advice, \$137.16 ; medical examination, \$5 ; postage and exchange, \$3.29.....	145 45
Total expenditure in Canada.....\$	47,190 43

MISCELLANEOUS.

Number of new policies reported during the year as taken in Canada. 1	
Amount of said policies.....\$	2,000 00
Number of policies become claims in Canada during the year..... 15	
Amount of said claims.....	36,883 57
Number of policies in force at date..... 293	
Amount of said policies.....\$	636,291 62
Bonus additions thereon..... 157,073 02	
Total net amount in force December 31, 1901.....	793,364 64
Number of life annuities in force in Canada at date..... 3	
Amount of annual payments thereunder.....	263 13

EXHIBIT OF POLICIES (Canadian business.)

In force at beginning of year :—

	No.	Amount.	No.	Amount.
Whole life policies.....	277	\$ 592,283 13		
Endowments.....	20	51,276 16		
Bonus additions.....		155,651 02		
			297	\$ 799,210 31

New policies issued :—

	No.	Amount.		
Whole life.....	1	\$ 2,000 00		
Bonuses added during the year.....		218 77		
Old policies transferred from Lancashire.....	12	23,359 97		
Bonus additions.....		6,629 59		
			13	32,208 33

Deduct terminated..... 17 \$ 38,054 00

In force at end of the year :—

Whole life.....	273	\$ 585,015 46		
Endowments.....	20	51,276 16		
Bonus additions.....		157,073 02		
			293	\$ 793,364 64

1-2 EDWARD VII., A. 1902

ROYAL—*Concluded.*

DETAILS OF POLICIES WHICH HAVE CEASED TO BE IN FORCE.

	No.	Amount.
Terminated by death.....	15	\$ 31,751 64
“ surrender....	2	876 00
Bonuses terminated.....		5,426 36
Total.....	<u>17</u>	<u>\$ 38,054 00</u>

DETAILS OF POLICIES ISSUED PRIOR TO MARCH 31, 1878, AND BONUS ADDITIONS THEREON.

	No.	Amount.
Policies in force at beginning of year in Canada (including \$100,945.48 bonus additions).....	137	\$ 429,938 63
Bonus added during the year.....		179 91
Policies terminated (including \$4,141.92 bonus additions).....	11	30,382 89
Policies in force at date of statement (including \$96,983.47 bonus additions).....	<u>126</u>	<u>399,735 65</u>

(For General Business Statement, see Appendix.)

SESSIONAL PAPER No. 8

THE ROYAL VICTORIA LIFE INSURANCE COMPANY.

STATEMENT FOR THE YEAR ENDING DECEMBER 31, 1901.

President—JAMES CRATHERN.*Treasurer and Acting Secretary*—
C. J. HODGSON*Chief Agent and General Manager*—
DAVID BURKE.*Principal Office*—Montreal.(Incorporated, May 21, 1897, by Act 60-61 Vic., cap. 81. Commenced business in
Canada, September, 1897.

CAPITAL.

Amount of joint stock capital authorized and subscribed for	\$1,000,000 00
Amount paid up in cash	200,000 00

(For List of Shareholders, see Appendix.)

ASSETS.

Amount of loans secured by bonds, stocks or other marketable collaterals.\$	65,000 00
---	-----------

	Par value.	Market value.	Amount loaned.
Montreal Light, Heat and Power Co.	\$ 100,000 00	\$ 95,000 00	\$ 65,000 00

Amount of loans to policy-holders on companys' policies assigned as collaterals	1,964 53
--	----------

Stocks and bonds owned by the company, viz. :—

	Par value.	Market value.	Ledger value.
Province of Manitoba bonds	\$ 60,000 00	\$ 64,708 67	\$ 64,708 67
Province of Nova Scotia bonds	6,000 00	6,594 53	6,594 53
Province of Quebec 3 per cent stock	9,733 33	9,250 27	9,250 27
Town of Maisoneuve debentures	30,000 00	33,714 66	33,714 66
City of St. Henry debentures	55,000 00	60,912 50	60,912 50

Total par, market and ledger values.	\$ 160,733 33	\$ 175,180 63	\$ 175,180 63
--------------------------------------	---------------	---------------	---------------

Carried out at market value	175,180 63
---------------------------------------	------------

Cash at head office and in transit	5,601 32
--	----------

Cash in banks, viz. :—

Bank of Montreal, Montreal	\$ 4,029 04
Merchants Bank of Canada, Montreal	98 43
Canadian Bank of Commerce, Winnipeg	1,326 66
Quebec Bank, Quebec	1,048 76
Bank of Ottawa, Ottawa	1,931 79
Bank of Montreal, Vancouver	735 15
Dominion Bank, Toronto	2,874 18
People's Bank, Halifax	511 58
Royal Bank, St. John, N.B.	127 64

Total	12,683 23
-----------------	-----------

Agents' ledger balances and advances	8,695 31
--	----------

Total	\$ 269,125 02
-----------------	---------------

1-2 EDWARD VII., A. 1902

ROYAL VICTORIA—*Continued.*

OTHER ASSETS.

Equipment and office furniture	\$	3,893 67
Interest accrued		919 76
Net outstanding and deferred premiums		30,656 49
Total assets	\$	<u>304,594 94</u>

LIABILITIES.

Amount computed to cover the net present value of all policies in force	\$	141,048 00
Reserve for life annuities		30,334 00
Total	\$	<u>171,382 00</u>
Deduct value of policies reinsured in other companies		2,824 00
*Net reinsurance reserve	\$	168,558 00
Claims for death losses unadjusted but not resisted		6,500 00
Claims for death losses—resisted, in suit (accrued in previous years)		4,132 00
Total liabilities	\$	<u>179,190 00</u>

INCOME DURING THE YEAR.

Cash received for premiums	\$	88,249 16
Premium obligations taken in part payment of premiums		1,463 46
Cash received for annuities		4,535 00
Total	\$	<u>94,247 62</u>
Deduct premiums paid to other companies for reinsurance		2,357 97
Total premium income	\$	<u>91,889 65</u>
Received for interest or dividends on stock, &c		9,938 72
Total income	\$	<u>101,828 37</u>

EXPENDITURE DURING THE YEAR.

Cash paid for death losses	\$	9,500 00
Cash paid to annuitants		3,668 14
Cash paid for surrendered policies		172 75
Total paid to policy-holders	\$	<u>13,340 89</u>
Cash paid for commissions, salaries and other expenses of officials		38,523 19
Taxes, licenses, fees or fines		2,351 04
Sundry expenditure, viz.:—Travelling expenses, \$2,871.73; postage, telegraphing and express, \$1,029.16; general expenses, including printing, stationery, advertising, &c., \$12,336.07; amount written off advances to agents, \$2,679.14; equipment and office furniture, \$524.73		19,440 83
Total expenditure	\$	<u>73,655 95</u>

*Based on Institute of Actuaries' H^M. Table, with interest at 4½ per cent on all policies issued on or before December 31, 1899, and with 3½ per cent interest on all policies issued thereafter. Computed by the Department.

SESSIONAL PAPER No. 8

ROYAL VICTORIA—Continued.

SYNOPSIS OF LEDGER ACCOUNTS.

Amount of net ledger assets at Dec. 31, 1900.....	\$	240,952 60
Amount of cash income as above.....		101,828 37
Total.....	\$	342,780 97
Amount of expenditure as above.....		73,655 95
Balance—net ledger assets at Dec. 31, 1901.....	\$	269,125 02

MISCELLANEOUS.

Number of new policies reported during the year as taken in Canada. 715		
Amount of said policies.	\$	1,008,655 00
Amount of said policies reinsured in other licensed companies in Canada.		67,100 00
Number of policies become claims during the year.....	7	
Amount of said claims.....	\$	20,000 00
Amount of said claims reinsured in other companies.....		5,000 00
Net amount carried out.....		15,000 00
Number of policies in force at date.....	1,858	
Amount of said policies.....	\$	2,680,152 00
Amount of said policies reinsured in other licensed companies in Canada.....		107,600 00
Net amount in force at December 31, 1901.....		2,572,552 00
Number of life annuities in force at December 31, 1901.....	6	
Amount of annual payments thereunder.....		3,848 28

EXHIBIT OF POLICIES.

In force at beginning of year:—

	No.	Amount.	No.	Amount.
Whole life policies.....	89	\$ 1,311,612		
Endowments.	461	579,554		
Term and other.	105	161,500		
			1,456	\$ 2,052,666 00

New policies issued:—

Whole life.....	523	\$ 733,450		
Endowments.....	138	238,455		
Term and other.....	63	127,500		
			779	1,099,405 00
Old policies changed and increased.....			15	24,000 00

Total.....			2,250	\$ 3,176,071 00
Deduct terminated.....			392	495,919 00

In force at end of year:—

Whole life.....	1,174	\$ 1,747,943		
Endowments.	538	691,709		
Term and other.	146	240,500		
			1,858	\$ 2,680,152 00

1-2 EDWARD VII., A. 1902

ROYAL VICTORIA—*Concluded.*

DETAILS OF POLICIES WHICH HAVE CEASED TO BE IN FORCE.

	No.	Amount.
Terminated by death.....	8	\$ 20,000
" surrender.....	1	2,000
" lapse.....	300	358,250
" change and decrease.....	15	17,669
Policies not taken.....	68	98,000
Total.....	<u>392</u>	<u>\$ 495,919</u>

DETAILS OF POLICIES REINSURED AT END OF YEAR.

Whole life.....	\$ 65,700
Endowments.....	25,900
Term and other.....	16,000
Total.....	<u>\$ 107,600</u>

SESSIONAL PAPER No. 8

THE SCOTTISH AMICABLE LIFE ASSURANCE SOCIETY.

STATEMENT FOR THE YEAR ENDING DECEMBER 31, 1901.

<i>President</i> —LORD KELVIN, LL.D., D.C.L. <i>Manager</i> —N. B. GUNN. <i>Chief Agent in Canada</i> —CHARLES J. FLEET.	<i>Secretary</i> —WILLIAM G. SPENS. <i>Principal Office</i> —Glasgow. <i>Head Office in Canada</i> —Montreal.
--	---

(Founded at Glasgow, January 1, 1826. Incorporated by Act of Parliament, 1849.
Commenced business in Canada, 1846.)

(No Capital.)

ASSETS IN CANADA.

Securities in deposit with Receiver General:—

	Par value.	Book value.
Province of New Brunswick debentures.....	\$ 25,000 00	\$ 24,333 33
City of Toronto 4 per cent Consolidated Loan.....	73,000 00	73,000 00
C.P.R. Land Grant bonds.....	84,000 00	78,714 70
Total par and book values.....	\$ 182,000 00	\$ 176,048 03

Carried out at book value.....	\$ 176,048 03
Amount of loans made to Canadian policy-holders on the society's policies assigned as collaterals.....	16,709 74
Interest due.....	59 64
Gross premiums due and uncollected on Canadian policies in force....	314 37
Total assets in Canada.....	\$ 193,131 78

LIABILITIES IN CANADA.

*Amount computed to cover the net reserve on all outstanding policies in Canada.....	\$ 142,790 43
Total liabilities in Canada.....	\$ 142,790 43

INCOME IN CANADA.

Amount of premiums received in cash during the year on life policies in Canada.....	\$ 4,183 92
Interest on policy loans.....	611 07
Total income.....	\$ 4,794 99

*Reserve based on Institute of Actuaries' H^M. (5) Table of Mortality, with 2½ per cent interest.

1-2 EDWARD VII., A. 1902

SCOTTISH AMICABLE—*Continued.*

EXPENDITURE IN CANADA.

Total amount paid for death claims.....	¢	10,043 99
Cash paid for surrendered policies.....		1,538 17
		<hr/>
Total net amount paid to policy-holders in Canada.....	¢	11,582 16
Cash paid for commission, salaries and other expenses of officials in Canada		97 17
		<hr/>
Total expenditure in Canada.....	¢	11,679 33

MISCELLANEOUS.

Number of policies become claims in Canada during the year.....	2	
Amount of said claims (including \$495.91 bonus additions).....	¢	2,685 91
Number of policies in force in Canada at date.....	87	
Amount of said policies.....		222,328 76
Bonus additions.....		16,871 52
		<hr/>
Net amount in force at December 31, 1901.....		239,200 28

EXHIBIT OF POLICIES.

In force at Dec. 31, 1900 :—

	No.	Amount.	No.	Amount.
Whole life.....	88	\$ 206,390 00		
Endowments	1	973 00		
Survivorship.....	1	19,467 00		
Bonus additions.....		11,579 00		
		<hr/>	90	¢ 238,409 00
Bonus additions during the year				5,840 00
		<hr/>		<hr/>
Total.....			90	¢ 244,249 00
Deduct terminated.....			3	5,049 00
		<hr/>		<hr/>

In force at Dec. 31, 1901 :—

Whole life.....	86	\$ 202,862 00		
Survivorship.....	1	19,467 00		
Bonus additions.....		16,871 00		
		<hr/>	87	¢ 239,200 00

DETAILS OF POLICIES TERMINATED.

	No.	Amount.
Terminated by death.....	2	¢ 2,685 91
“ surrender.....	1	537 76
“ change and decrease.....		1,825 00
		<hr/>
Total.....	3	¢ 5,048 67

SCOTTISH PROVIDENT INSTITUTION.

STATEMENT FOR THE YEAR ENDING DECEMBER 31, 1901.

Manager—JAMES GRAHAM WATSON. | *Secretaries*—JOHN LAMB, H. R. COCKBURN.*Principal Office*—6 St. Andrew's Square, Edinburgh.*Chief Agent and Attorney in Canada*— | *Head Office in Canada*—Montreal.
JOHN DUNLOP.

(Instituted in 1837. Incorporated by special Acts of Parliament in 1848, 1884, 1893.)

ASSETS IN CANADA.

Amount of loans made to Canadian policy-holders on the company's policies assigned as collaterals.....	\$	9,003 62
Stocks and bonds owned by the company, viz.:—		
Canadian Pacific Railway first mortgage land grant bonds.....	\$	111,050 88
Municipal debentures.....		1,484,041 07
Grand Trunk, Georgian Bay and Lake Erie Railway first mortgage bonds.....		73,973 33
Toronto Street Railway bonds.....		175,096 30
Montreal Cotton Co. first mortgage gold debentures		50,649 75
Winnipeg Electric Street Railway Co. 5 per cent first mortgage bonds.....		21,445 37
Quebec Harbour first preference bonds, 4 per cent..		26,067 43
Quebec, Montmorency and Charlevoix Railway 5 per cent bonds.....		51,409 42
Grand Trunk Railway 4 per cent perpetual stock..		51,487 76
Toronto, Hamilton and Buffalo Railway 4 per cent bonds.....		50,293 70
Total carried out at market value.....		2,095,515 01
Interest accrued.....		23,352 94
Total assets in Canada.....	\$	2,127,871 57

LIABILITIES IN CANADA.

* Net reinsurance reserve.....	\$	75,876 20
Total liabilities in Canada.....	\$	75,876 20

* Institute of Actuaries' H^M Table of Mortality with 3½ per cent interest.

SESSIONAL PAPER No. 8

SCOTTISH PROVIDENT INSTITUTION—*Continued.*

INCOME IN CANADA.

Cash premium income.....	\$	1,277 52
Received for interest or dividends on stocks, &c.		84,672 94
Total income in Canada.....	\$	<u>85,950 46</u>

EXPENDITURE IN CANADA.

Cash paid for surrendered policies	\$	237 01
" law charges.....		138 03
Total expenditure in Canada.....	\$	<u>375 04</u>

MISCELLANEOUS.

Number of policies in force in Canada at date	45
Amount of said policies	\$ 81,409 60
Bonus additions thereon.....	34,190 76
Total net amount in force, December 31, 1901.....	\$ <u>115,600 36</u>

EXHIBIT OF POLICIES (Canadian business).

In force at beginning of year :—

	No.	Amount.	No.	Amount.
Whole life policies.....	46	\$ 81,896 27		
Bonus additions.....		34,292 96		
			46	\$ 116,189 23
Deduct terminated			1	588 87

In force at end of year :—

Whole life	45	\$ 81,409 60		
Bonus additions		34,190 76		
			45	\$ <u>115,600 36</u>

DETAILS OF POLICIES WHICH HAVE CEASED TO BE IN FORCE.

	No.	Amount.
Terminated by surrender.....	1	\$ 486 67
Bonus surrendered.....		102 20
Total.....	1	\$ <u>588 87</u>

SCOTTISH PROVIDENT—*Concluded.*
GENERAL BUSINESS STATEMENT FOR THE YEAR ENDED DECEMBER 31, 1901.
REVENUE ACCOUNT FOR THE YEAR ENDED DECEMBER 31, 1901.

Amount of funds at beginning of the year.....	£11,698,509	9	9	Claims under policies.....	£	588,047	5	0
Premiums (less for re-assurances).....	637,946	10	6	Endowments.....		26,590	0	0
Consideration for annuities granted.....	68,542	11	5	Surrenders.....		24,186	18	0
Interest, dividends and rents.....	449,837	11	6	Annuities.....		92,059	6	0
Fines for renewal of lapsed policies.....	563	14	11	Income tax.....		31,075	1	0
Fees for registration of assignments.....	234	10	0	Commission (on assurances and annuities).....		14,389	12	0
				Expenses of management.....		55,083	14	11
				Amount of funds at end of the year, as per balance sheet.....		12,024,211	10	4
	£12,855,634	8	1			£12,855,634	8	1

BALANCE SHEET AS ON DECEMBER 31, 1901.

Liabilities.				Assets.				
Amount of funds as per revenue account life assurance fund.....	£12,024,211	10	4	Mortgages on property within the United Kingdom.....	£	2,804,040	2	8
Claims admitted but not paid.....	110,942	10	0	" out of the United Kingdom.....		2,505,924	19	4
Surrender values unclaimed.....	7,267	9	6	Loans on the Institution's policies, within their surrender value.....		773,863	17	8
Annuities due but not paid.....	1,505	6	2	Investments—				
Commission on outstanding premiums.....	1,661	7	7	Home government securities.....		2,955	0	0
Expenses unpaid.....	4,749	17	9	Colonial government securities.....		114,340	13	2
				Foreign government securities.....		100,270	13	6
				Railway and other bonds and debentures—				
				Home and colonial.....	£	422,672	17	6
				American sterling and gold bonds.....		1,738,116	7	11
				Debenture stock (£574,966 12s. 1d.) and preference and other stocks (£1,154,770 6s. 7d.).....		2,160,789	5	5
				<small>N.B.—The value of the marketable securities is considerably higher.</small>		1,829,736	18	8
				Value of business premises in Edinburgh and branches, and property (yielding rental) held in connection therewith.....		405,274	19	8
				Value of reversions.....		63,114	4	6
				Loans on district and municipal rates—				
				Home and colonial.....	£	646,102	12	3
				Foreign.....		103,486	18	2
				Loans on security of trust funds.....		749,589	10	5
				Loans on deposit with colonial and other banks.....		283,183	3	5
				Loans on personal security, combined with policies of assurance.....		30,347	4	4
				Premiums in course of collection at head office and agencies.....		32,523	13	10
				Outstanding interest (mostly since received).....		107,953	19	8
				Interest accrued to December 31, 1901.....		15,335	14	0
				Office furniture at head office and branches.....		91,099	2	0
				Cash on hand and on current account.....		3,000	0	0
				Stamps on hand.....		46,865	4	11
						122	14	2
	£12,150,339	1	4			£12,150,339	1	4

THE STANDARD LIFE ASSURANCE COMPANY.

STATEMENT FOR THE YEAR ENDING NOVEMBER 15, 1901.

Manager and Actuary—
 SPENCER C. THOMSON. | Secretary—GEORGE OLIVER.

Principal Office—Edinburgh.

Chief Agent in Canada—D. M. MCGOWN. | Head Office in Canada—Montreal.

(Established, 1825. Incorporated June 6, 1822. Commenced business in Canada, 1847.)

CAPITAL.

Amount of capital authorized and subscribed for, £500,000 sterling . . . \$	2,433,333 33
" paid up in cash	584,000 00

ASSETS IN CANADA.

Value of real estate in Canada held by the company \$	460,125 89
Amount secured by way of loans on real estate in Canada, by bond or mortgage, first liens	4,948,927 21
Amount of loans in Canada secured by stocks or other marketable collaterals, viz :—	405,200 00

	Par value.	Amount loaned.
Niagara Falls Park & River Ry. Co. \$	400,000	\$ 291,600
Central Vermont Railway Co.	17,000	13,600
City of Winnipeg. }	117,000	100,000
Commercial Cable Co. }		
	<u>\$ 534,000</u>	<u>\$ 405,200</u>

(Amount of loans as above on which interest has not been paid within one year previous to statement \$16,370 65.)

Amount of loans made to Canadian policy-holders on the company's policies assigned as collaterals	488,815 56
---	------------

Bonds in deposit with Receiver General :—

	Par value.		Par value.
Montreal City bonds \$	56,000 00	City of Ottawa bonds \$	44,530 00
" Harbour bonds	43,000 00	Town of Lachine "	20,000 00
" R. C. School bonds	50,000 00	Village of Norwich "	3,000 00
Town of Owen Sound "	105,996 22	Township of North Crosby bonds	1,500 00
" Listowel "	35,000 00	County of Lincoln bonds	2,000 00
City of Hamilton "	20,000 00	Township of Thorah "	7,000 00
" Toronto "	102,200 00	Town of Cornwall "	6,946 00
" Stratford "	100,000 00	Village of Oil Springs "	2,330 00
Town of Collingwood "	105,000 00	City of London "	225,000 00
" Walkerton "	4,300 00	Town of Barrie "	6,500 00
" Orangeville "	11,300 00	" Almonte "	13,500 00
" Windsor "	22,945 00	" Milton "	11,110 00
Township of Artemesia "	3,500 00	" Sarnia "	4,630 00
Village of New Edinburgh "	9,000 00	Township of Sombra "	4,095 00
City of Guelph "	20,000 00	Counties of Leeds and Grenville bonds	25,000 00
" Belleville "	76,000 00	Village of East Toronto bonds	15,000 00
" Halifax "	41,000 00	" Lakefield "	10,000 00
" " School "	17,500 00	City of Vancouver, B.C. "	20,000 00
Town of Moncton "	30,000 00	Town of Wingham "	8,000 00
City of St. John "	13,900 00	" Brockville "	14,500 00

1-2 EDWARD VII., A. 1902

STANDARD LIFE—Continued.

ASSETS—Continued.

Bonds in deposit with the Receiver General—Concluded.

	Par value.		Par value.
Town of New Glasgow bonds	\$ 48,000 00	Village of Côte St. Louis bonds	\$ 100,000 00
" Oakville "	15,000 00	" Penetanguishene "	5,000 00
" Dundas "	3,500 00	Town of Amherstburg "	13,663 93
" Parkdale "	70,485 55	" Napanee "	6,222 00
" Seaforth "	3,000 00	Township of Colchester South bonds	8,568 60
" Cobourg "	500 00	Village of Kingsville bonds	4,284 30
City of Charlottetown "	10,000 00	Town of Dresden "	7,240 29
Town of Galt "	12,000 00	" Newmarket "	6,826 54
" Smith's Falls "	155,479 75	Village of Midland "	2,593 15
Township of Tilbury East "	4,581 00	Town of Picton "	22,001 76
Town of Woodstock "	19,000 00	Village of Glencoe "	4,179 21
" Mount Forest "	24,000 00	" Forest "	1,111 90
Village of Morrisburg bonds	13,333 64	City of Sherbrooke bonds	100,000 00
Province of Quebec "	9,000 00	Town of Wolfville "	15,000 00
Town of St. Henry..	183,000 00	" Chatham "	49,424 67
Village of St. Louis du Mile End bonds.	175,000 00	" Goderich "	5,000 00
Town of Côte St. Antoine bonds	200,000 00	" Wiarton "	12,000 00
" Beauharnois.....	40,600 00	" Niagara Falls..	58,932 58
City of St. Henry	92,000 00	" Niagara "	23,537 92
" school municipality bonds	100,000 00	" Tilsonburg "	8,878 29
" school commissioners' bonds	130,000 00	" Dartmouth "	10,000 00
County of Pontiac "	114,650 00	" Terrebonne "	12,000 00
Town of St. Cénégonde bonds	150,000 00	" Valleyfield "	152,000 00
" Tilsonburg "	10,000 00	" Salaberry of Valleyfield bonds	63,000 00
" Maisonneuve "	45,000 00	" Joliette bonds.	35,000 00
City of Toronto R. C. School bonds	23,000 00	Village of Verdun bonds	70,000 00
Town of Longueuil "	90,000 00	" Côte St. Paul bonds.	25,000 00
City of Winnipeg	51,742 00	Township of Ascot "	20,000 00
Town of Fraserville "	55,000 00	" Farnham West bonds.	10,000 00
Municipality of Neebing	10,000 00	Municipality St. Grégoire de Thaumaturge bonds.	25,000 00
Town of Amherst, N.S.	35,000 00	Town of Côte St. Antoine School bonds	69,880 64
" Fort William "	11,000 00	Province of Quebec annuities	445,029 89
" Stellarton "	10,000 00		
Village of Lucknow "	10,000 00	Total.....	\$4,640,481 83
Township of Ameliasburg "	15,000 00		

*Municipal debentures in the hands of the company, viz.:—

Town—	Par value.	Towns—Con.	Par value.
Aldborough	\$ 7,200 00	Lethbridge	\$ 5,000 00
Alliston	7,540 00	Lindsay	23,482 95
Almonte	700 00	Montreal West	30,000 00
Amherstburg	35,735 73	Napanee	7,470 44
Aylmer	11,737 80	New Glasgow	3,000 00
Barrie	7,471 59	Newmarket	22,212 81
Bedford	12,800 00	Niagara Falls	1,049 39
Berthier	13,639 76	Orillia	47,332 11
Blenheim	3,398 84	Owen Sound	31,371 19
Bowmanville	49,260 83	Parry Sound	23,602 18
Brampton	11,991 48	Pembroke	8,509 71
Chatham	3,409 44	Picton	893 22
Chicoutimi	39,153 26	Port Elgin	4,192 00
Clinton	4,000 00	Port Hope	64,854 16
Collingwood	18,714 52	Prescott	3,154 18
Cookshire	24,126 06	Richmond	7,803 50
Cornwall	7,116 52	Ridgetown	11,964 69
Dresden	1,591 10	Sandwich	14,270 37
Drummondville	26,219 98	Sarnia	55,537 70
Essex	21,483 07	Somerville	10,938 26
Farnham	32,000 00	Simcoe	4,029 97
Gravenhurst	4,147 02	Smith's Falls	21,964 98
Kincardine	42,185 96	Springhill, N.S.	5,000 00
Lachine	7,000 00	St. Anne de Bellevue	6,000 00
Lachute	10,400 00	St. Jerome	79,894 30
Leamington	37,280 74	St. Mary's	14,093 32

*In addition to these there are \$809,000 in hands of Bank of Montreal, New York, and \$25,000 Province of Quebec bonds held by the Government of Newfoundland

SESSIONAL PAPER No. 8

STANDARD LIFE—Continued.

ASSETS—Continued.

Municipal debentures in the hands of the company, viz.:—Continued.

Par value.		Par value.	
Towns—Con.		Townships—	
St. Lambert.....	\$ 59,566 31	Anabel.....	\$ 1,355 94
St. Paul.....	25,000 00	Ascot.....	3,000 00
Thorold.....	1,574 22	Belmont and Methuen.....	1,507 29
Tilbury Centre.....	1,000 00	Brook.....	1,394 00
Tilsonburg.....	4,500 00	Colchester North.....	3,462 00
Toronto Junction.....	92,400 00	Colchester South.....	1,607 46
Trenton.....	11,767 34	Dover.....	9,448 90
Uxbridge.....	6,000 00	Dundee.....	14,123 60
Victoriaville.....	7,748 94	East Luther.....	1,042 14
Walkerton.....	20,267 08	Ellice.....	1,695 00
Walkerville.....	8,469 24	Farnham East.....	5,880 30
Waterloo.....	6,000 00	Garafraxa East.....	255 23
Whitby.....	20,808 73	Gosfield North.....	210 00
Wingham.....	8,422 11	Hawke-sbury.....	2,900 66
	<u>\$1,226,450 10</u>	Himsworth.....	393 57
		Keppel.....	3,000 00
Villages—		Laxton, Digby and Longford.....	5,000 60
Beamsville.....	\$ 903 60	Marmora Lake.....	2,018 58
Beverton.....	200 00	Matilda.....	5,892 74
Bevcaygeon.....	3,000 00	Oakland.....	4,000 00
Campbellford.....	9,203 36	Orford.....	7,092 75
Casselman.....	2,000 00	Orillia.....	1,460 00
Chambly Basin.....	8,966 46	Oxford.....	2,593 00
Chambly Canton.....	13,807 08	Plantagenet.....	100 00
Chesley.....	2,695 00	Potton.....	6,000 00
Dunnville.....	2,435 00	Proton.....	922 11
Embro.....	2,489 25	Raleigh.....	1,743 10
Essex Centre.....	3,888 00	Roxton.....	5,500 00
Forest.....	520 28	Russell.....	917 72
Georgetown.....	1,400 00	Sandwich East.....	327 10
Glencoe.....	1,472 62	Somerville.....	2,000 00
Hintonburg.....	4,000 00	South Grimsby.....	503 83
Huntingdon.....	44,730 37	Tilbury, West.....	3,953 07
Huntsville.....	5,144 38	West Luther.....	519 24
Kemptville.....	8,901 63	Whitby.....	3,786 10
Lac Weedon.....	5,333 46	Zone.....	709 10
Lennoxville.....	6,000 00		<u>\$ 106,314 53</u>
London West.....	14,213 12	School Commissioners—	
Madoc.....	3,748 43	Beauharnois.....	\$ 7,857 63
Midland.....	3,045 94	Chicoutimi.....	3,182 90
Morrisburg.....	4,821 70	Fredericton.....	5,000 00
Megartic.....	2,144 50	Kingston.....	16,800 00
Oil Springs.....	1,070 00	Lachute.....	8,625 56
Paisley.....	986 00	Montreal Protestant.....	5,000 00
Point-Fortune.....	2,100 00	" Roman Catholic.....	2,000 00
Port Dover.....	5,974 39	St. Hyacinthe.....	37,774 24
Preston.....	4,667 00	St. Jérôme.....	34,479 08
Richmond.....	1,410 36	St. Lambert.....	85,465 25
Rigaud.....	5,263 95		<u>\$ 206,184 66</u>
Roberval.....	1,492 81	Cities—	
Stanstead Plains.....	11,431 76	Belleville.....	\$ 7,000 00
St. Jean Baptiste de L'île Verte.....	3,637 93	Fredericton.....	13,399 00
St. Thérèse de Blainville.....	7,000 00	Halifax.....	59,000 00
Tweed.....	5,000 00	Hamilton.....	5,000 00
Vaudreuil.....	7,688 00	Kingston.....	32,200 00
Valleyfield.....	11,537 60	Moncton.....	4,500 00
Wallaceburg.....	972 32	Montreal.....	35,400 00
Waterford.....	5,679 13	Ottawa.....	154,073 24
Watford.....	299 82	Sherbrooke.....	1,000 00
Weedon Centre.....	2,910 17	Sorel.....	6,000 00
Weston.....	537 50	Stratford.....	13,000 00
Warton.....	2,000 00	St. Hyacinthe.....	149,216 30
Winchester.....	6,310 84	St. Thomas.....	4,143 20
Windsor Mills.....	9,342 23	Toronto.....	548 25
	<u>\$ 252,375 19</u>	Windsor.....	50,052 60
		Winnipeg.....	50,000 00
			<u>\$ 584,532 59</u>

STANDARD LIFE—Continued.

ASSETS—Concluded.

Municipal debentures in the hands of the Company—Concluded.

Counties—		Par value.	Municipalities—		Par value.
Cape Breton	\$	31,000 00	Guysboro'	\$	1,500 00
Lennox and Addington.....		6,500 00	Inverness		67,000 00
Lincoln		1,000 00	Weedon.....		21,333 85
Lunenburg.....		10,000 00	St. Gregoire de Thaumaturge		13,118 66
			St. Jean Chrysostome.....		935 21
	\$	48,500 00			\$ 103,887 72
			Miscellaneous—		
			Laurentide Pulp Co.....	\$	50,000 00
			Montreal Gas Co.....		250,146 67
			Montreal Harbour.....		7,000 00
			Province of Quebec.....		31,993 33
			Sault Ste. Marie Bridge Co.....		44,000 00
			West India Electric Co.....		25,000 00
			Victoria Rolling Stock		100,000 00
	\$	281,246 67			\$508,140 00

Synopsis—

Bonds in deposit with Receiver General	\$4,640,481 83
“ hands of Company, viz:—	
Towns	1,226,450 10
Townships.....	106,314 53
Cities.....	584,532 59
Counties	48,500 00
Villages.....	252,375 19
School Commissioners	206,184 66
Railways.....	281,246 67
Municipalities.....	103,887 72
Miscellaneous	508,140 00

Total.....\$7,958,113 29

Carried out at par value	\$ 7,958,113 29
Cash at head office	2,939 59
Cash in Bank of Montreal	296,062 49
Interest due	19,837 50
Rents due.....	374 81
Gross premiums due and uncollected on Canadian policies	
in force	\$ 139,132 49
Deduct cost of collection at 10 per cent	13,913 24
Net amount of outstanding premiums	125,219 25
Total assets in Canada.....	\$ 14,705,615 59

LIABILITIES IN CANADA.

Under policies issued previous to March 31, 1878.

*Amount computed to cover the net reserve on all outstanding policies in Canada	\$ 1,102,621 00
Amount of death claims in Canada due and unpaid	20,934 50
Total net liabilities to said policy-holders in Canada....	\$ 1,123,555 50

* An exact valuation of the policies in force as at November 15, 1900, by the Registrar General's English Table No. 1 (Males) at 3½ per cent interest. An addition has been made in respect to the additional liability which has accrued during the year ending November 15, 1900.

SESSIONAL PAPER No. 8

STANDARD LIFE—Continued.

LIABILITIES IN CANADA.

Under policies issued subsequent to March 31, 1878.

*Amount computed to cover the net reserve on all out- standing policies in Canada	\$5,382,079 00	
Reserve for life annuities	84,926 00	
Total	\$5,467,005 00	
Deduct reserve on policies reinsured in other licensed companies in Canada	35,602 00	
Net reinsurance reserve	\$ 5,431,403 00	
Claims for death losses, due and unpaid	34,007 00	
Claims for matured endowments, due and unpaid	28,897 50	
Total net liabilities to said policy-holders in Canada.....	\$ 5,494,307 50	
Total net liabilities to all policy-holders in Canada.....	\$ 6,617,863 00	

INCOME IN CANADA.

Cash received for premiums	\$ 694,437 44	
Cash received for annuities	17,121 29	
Total	\$ 711,558 73	
Deduct premiums paid for reinsurance	10,038 82	
Net premium income	\$ 701,519 91	
Interests or dividends on mortgage bonds and loans	630,938 62	
Interest on policy loans	22,355 22	
Net cash for rents	9,337 10	
All other income	557 65	
Total income in Canada	\$ 1,364,708 50	

EXPENDITURE IN CANADA.

Cash paid for death losses in Canada	\$ 167,897 33	
Bonus additions thereon	28,673 15	
Total amount paid for death losses in Canada (\$14,827.42 of which ac- crued in previous years)	\$ 196,570 48	
Cash paid for matured endowments	\$ 69,018 65	
Bonus additions thereon	10,437 70	
Total amount paid for matured endowments in Canada (\$2,491.34 of which accrued in previous years)	\$ 79,456 35	
Total net amount paid on account of claims in Canada	\$ 276,026 83	
Amount paid to annuitants	9,063 06	
Amount paid for surrendered policies and bonuses	36,365 15	
Total net amount paid to policy-holders in Canada	\$ 321,455 04	

1-2 EDWARD VII., A. 1902

STANDARD LIFE—*Continued.*EXPENDITURE IN CANADA—*Concluded.*

Cash paid for commissions, salaries and other expenses of officials in Canada.....	\$	104,007 55
Taxes, licenses, fees or fines.....		6,556 37
All other expenditure in Canada, viz.:—Medical fees, \$4,371.75; law expenses, \$999.40; travelling expenses, \$10,023.44; advertising, \$2,336.25; printing and stationery and books, \$1,913.69; postage and telegrams, \$2,070.49; newspapers, &c., \$183.55; exchange, \$1,070.45; rents, \$4,950.78; subscriptions, \$70; delivering circulars, \$585.05; charges on investments, \$838.32; petty cash and sundries, \$526.36; insurance, \$135.60.....		30,075 13
Total expenditure in Canada.....	\$	<u>462,094 09</u>

MISCELLANEOUS.

Number of new policies reported during the year as taken in Canada.....	980	
Amount of said policies.....	\$	1,723,766 67
Number of policies become claims in Canada during the year..	146	
Amount of said claims (including bonus additions, \$48,255.78)		342,547 07
Number of policies in force in Canada at date.....	9,835	
Amount of said policies.....	\$	18,728,769 75
Bonus additions thereon.....		1,378,607 54
Total.....	\$	<u>20,107,377 29</u>
Amount of said policies reinsured in other licensed companies in Canada, including \$3,459.86 bonus additions.....		184,459 86
Net amount of policies in force in Canada at November 15, 1901.....		<u>19,922,917 43</u>

EXHIBIT OF POLICIES.

<i>In force November 15, 1900.</i>	No.	Amount.	No.	Amount.
Whole life.....	5,613	\$11,254,651		
Endowments.....	3,802	6,559,027		
Term and all other.....	58	304,500		
Bonus additions.....		951,009	9,473	\$19,069,187
<i>New policies issued.</i>				
Whole life.....	295	\$ 505,067		
Endowments.....	663	1,164,700		
Term and all other.....	51	172,500		
Bonus additions.....		524,715		
Old policies revived.....			1,012	2,366,982
			85	150,017
Total.....			10,570	\$21,586,186
Deduct policies terminated.....			735	1,478,809
<i>In force November 15, 1901.</i>				
Whole life.....	5,568	\$11,104,186		
Endowments.....	4,179	7,216,583		
Term and all other.....	88	408,000		
Bonus additions.....		1,378,608	9,835	\$20,107,377

SESSIONAL PAPER No. 8

STANDARD LIFE—Continued.

DETAILS OF TERMINATIONS.

	No.	Amount.
Terminated by death.....	100	\$236,684 56
" maturity.....	46	105,862 51
" expiry.....	4	47,000 00
" surrender.....	70	165,559 90
" lapse.....	417	648,716 87
" change and decrease.....	22	136,985 31
Policies not taken.....	76	138,000 00
Total terminated.....	735	\$1,478,809 15

Details of policies issued prior to March 31, 1878, and bonus additions thereon.

	No.	Amount.
Policies in force at beginning of year in Canada (including \$391,459.45 bonus additions).....	960	\$ 2,052,808 90
Interim bonuses added during the year.....		1,202 58
New bonuses.....		54,734 00
Policies revived (including \$616.11 bonus additions).....	9	14,876 08
Policies terminated (including bonus additions, \$36,264.67)....	48	120,805 59
Policies in force at date of statement (including \$441,747.37 bonus additions).....	921	2,032,815 87

GENERAL BUSINESS STATEMENT FOR THE YEAR ENDING DECEMBER 31, 1901.

REVENUE ACCOUNT FOR THE YEAR ENDED NOVEMBER 15, 1901.

	£	s.	d.		£	s.	d.
Amount of funds at the beginning of the year, November 16, 1900.....	9,737,571	0	8	Claims by death under life policies, including bonus additions (after deduction of sums reassured)....	630,106	10	10
Premiums (after deduction of re-assurance premiums).....	910,069	0	11	Claims under endowments and endowment assurances matured....	55,414	18	4
Consideration for annuities granted.....	108,099	10	6		£ 685,521	9	2
Interest and dividends.....	403,725	18	9	Surrenders.....	50,959	6	2
Fines and fees.....	998	9	1	Annuities.....	91,550	2	7
				Commission.....	50,198	7	2
				Expenses of management.....	126,587	10	11
				Dividend and bonus to shareholders	20,000	0	0
				Income tax.....	9,335	14	7
				Amount of funds at the end of the year, November 15, 1901, as per balance sheet.....	10,126,311	9	4
					£11,160,463	19	11
					£11,160,463	19	11

STANDARD LIFE—*Continued.*

BALANCE SHEET ON NOVEMBER 15, 1901.

<i>Liabilities.</i>			<i>Assets.</i>		
	£	s. d.		£	s. d.
Shareholders' capital paid up.....	120,000	0 0	Mortgages on property within the United Kingdom.....	2,033,873	16 11
Assurance and annuity fund.....	9,917,822	8 8	Mortgages on property out of the United Kingdom.....	1,803,365	19 10
Reserve fund.....	80,000	0 0	Loans on the company's policies, within their surrender value....	485,011	6 4
Balance carried forward.....	8,489	0 8	Investments:—		
Total funds, as per revenue account.....	£10,126,311	9 4	British government securities ...	153,675	0 2
*Claims under policies admitted but not paid.....	152,038	15 7	Indian and colonial government securities.....	211,538	18 1
*Dividends to proprietors (due at and prior to November 15) outstanding.....	9,614	6 0	Foreign government securities... ..	181,157	7 9
*Annuities outstanding.....	2,700	8 10	British municipal bonds.....	5,000	0 0
Staff deposit fund.....	10,127	15 10	Indian and colonial municipal bonds.....	1,883,290	16 4
Sums deposited with the company.	960	0 0	Railway and other debentures and debenture stocks.....	1,181,630	7 1
			Railway and other shares (preference and ordinary).....	127,806	7 6
			Bank deposits for fixed periods..	90,967	18 0
			House property—		
			freehold.....	£845,811	12 0
			House property—		
			leasehold.....	7,765	5 2
				853,576	17 2
			Stocks of Scottish chartered banks	13,370	18 4
			Company's shares.....	11,962	8 3
			Ground rents and feu duties....	165,410	3 6
			Life rents and reversions purchased.....	116,818	9 10
			Loans upon personal security with policies of assurance, repayable by instalments.....	41,872	19 5
			Loans on debentures, shares, &c., with collateral security.....	97,768	15 0
			Loans on Indian and colonial municipal securities.....	6,000	0 0
			Loans on foreign municipal securities.....	88,280	10 10
			Loans on Indian and colonial securities.....	83,260	5 5
			Loans on Indian government securities.....	10,000	0 0
			Agents' balances.....	204,519	16 11
			Outstanding premiums.....	124,379	17 8
			Interest accrued, but not due.....	88,892	14 0
			Interest due, but not paid.....	12,538	14 10
			Cash on deposit.....	£ 13,333	6 8
			Cash on current accounts and in hand.	212,348	12 8
				225,681	19 4
			Deed and receipt stamps in hand..	100	7 1
				£10,301,752	15 7
				£10,301,752	15 7

* NOTE.—These items are included in the corresponding items in the Revenue Account.

SESSIONAL PAPER No. 8

STAR LIFE ASSURANCE SOCIETY.

STATEMENT FOR THE YEAR ENDING DECEMBER 31, 1901.

Chairman—JOHN VANNER.

Secretary—H. G. HOBSON.

Principal Office—32 Moorgate Street, London, England.

Chief Agent in Canada—

ALFRED WILLIAM BRIGGS.

Head Office in Canada—Toronto.

(Established, 1843. Commenced business in Canada, November 6, 1868.)

CAPITAL.

Amount of capital authorized and subscribed for, £100,000 stg.....	\$	486,666 67
Amount paid up in cash, £5,000 stg.....		<u>24,333 33</u>

ASSETS IN CANADA.

Value of real estate in Canada held by the company.....	\$	160,000 00
Amount secured by way of loans on real estate in Canada by bond or mortgage, first liens.....		571,318 03
Amount of loans as above on which interest has not been paid within one year previous to statement... ..	\$4,000 00	
Amount of loans made to Canadian policy-holders on the company's policies assigned as collaterals.....		14,371 26
Premium obligations on Canadian policies in force.....		2,960 19
Canada 4 per cent stock in deposit with Receiver General, par value \$146,000; market value.....		153,837 36
Canada 4 per cent stock in possession of the company, par value \$97,333.33; market value.....		102,558 24
Cash at head office in Canada.....		None.
Cash in banks, viz. :—		
Ames & Co.....	\$ 1,056 36	
Bank of Toronto, Toronto.....	43,761 02	
Canadian Bank of Commerce, Toronto.....	1,899 47	
		<u>46,716 85</u>
Agents' ledger balances in Canada.....		2,551 97
Interest due.....	\$ 8,001 21	
Interest accrued.....	9,588 41	
		<u>17,589 62</u>
Total carried out.....		
Rents due.....	\$ 97 00	17,589 62
" accrued.....	1,138 17	
		<u>1,235 17</u>
Total carried out.....		
Gross premiums due and uncollected on Canadian policies in force.....	\$ 1,583 49	1,235 17
Gross deferred premiums on same.....	None.	
		<u>1,583 49</u>
Total outstanding and deferred premiums....	\$ 1,583 49	
Deduct cost of collection at 5 per cent.....	79 17	
		<u>1,504 32</u>
Net outstanding and deferred premiums....		1,504 32
		<u>1,074,643 01</u>
Total assets in Canada.....	\$	<u>1,074,643 01</u>

1-2 EDWARD VII., A. 1902

STAR LIFE—*Continued.*

LIABILITIES IN CANADA.

Amount computed to cover the net present value of all policies in force.....	\$ 144,219 00
Reserves for reversionary additions and premium reductions.....	35,162 00
Reserves for life annuities	600 00
	<hr/>
* Net reserve on all outstanding risks in Canada.....	\$ 179,981 00
	<hr/>
Total liabilities in Canada.....	\$ 179,981 00
	<hr/> <hr/>

INCOME IN CANADA.

Cash received for premiums.....	\$ 18,338 25
Premium obligations taken in part payment of premiums.....	332 97
	<hr/>
Total net premium income.....	\$ 18,671 22
Amount received for interest or dividends on stock (paid direct to head office).....	9,733 33
Received for interest on loans.....	30,581 13
Net amount received for rents.....	6,311 86
	<hr/>
Total income in Canada.....	\$ 65,297 54
	<hr/> <hr/>

EXPENDITURE IN CANADA.

Cash paid for death losses (including bonuses).....	\$ 12,370 58
Premium obligations used in payment of same.....	None.
	<hr/>
Total paid for death losses.....	\$ 12,370 58
Cash paid for matured endowments.....	973 33
	<hr/>
Net amount paid on account of death claims and matured endowments\$	13,343 91
Amount paid during the year for surrendered policies.....	1,509 46
Amount paid to annuitants.....	116 18
	<hr/>
Total net amount paid to policy-holders in Canada.....	\$ 14,969 55
Cash paid for commissions, salaries and other expenses of officials.....	1,670 29
Cash paid for licenses, taxes, fees or fines.....	836 88
Medical fees, \$85.00; freight, \$3.40.....	88 40
	<hr/>
Total expenditure in Canada.....	\$ 17,565 12
	<hr/> <hr/>

* Based on the Institute of Actuaries' Hm. Table with $4\frac{1}{2}$ p.c. interest for policies issued on or before December 31, 1899, and with $3\frac{1}{2}$ p.c. for policies issued since that date; computed by the Department.

SESSIONAL PAPER No. 8

STAR LIFE—Continued.

PREMIUM NOTE ACCOUNT.

Premium obligations on hand at commencement of year...	\$	3,616 74	
Premium obligations received during the year.....		332 97	
Total.....	\$		3,949 71
Deductions during the year, viz. :—			
Redeemed in cash.....	\$	72 08	
Voided by lapse.....		917 44	
Total deduction.....			989 52
Balance—note assets at end of year.....	\$		<u>2,960 19</u>

MISCELLANEOUS.

Number of new policies reported during the year as taken in Canada	14	
Amount of said policies.....	\$	20,000 00
Number of policies (including matured endowments) become claims in Canada during the year.....	7	
Amount of said policies.....		7,937 33
Number of policies in force in Canada at date (excluding annuities)	259	
Amount of said policies.....	\$	453,761 33
Bonus additions thereon.....		50,506 27
Total.....	\$	<u>504,267 60</u>
Amount of said policies reinsured in other licensed companies.....		None.
Total net amount in force at December 31, 1901.....		504,267 60
Number of life annuities in force in Canada at date.....	1	
Amount of annual payments thereunder.....		<u>116 18</u>

EXHIBIT OF POLICIES (Canadian business.)

In force at beginning of year :—				
	No.	Amount.	No.	Amount.
Whole life policies.....	195	\$ 428,440 60		
Endowments.....	73	89,970 73		
Term and all other.....	3	4,973 33		
Bonus additions.....		52,203 80		
			271	\$ 575,588 46
New policies issued :—				
	No.	Amount.		
Whole life.....	9	\$11,000 00		
Endowments.....	3	7,000 00		
Term and all other.....	2	2,000 00		
			14	20,000 00
Old policies revived (including \$108.28 bonus additions).....			1	1,081 61
			286	\$ 596,670 07
Deduct terminated.....			39	92,402 47
In force at end of year :—				
	No.	Amount.		
Whole life.....	174	\$ 357,290 60		
Endowments.....	68	89,497 40		
Term and all others.....	5	6,973 33		
Bonus additions.....		50,506 27		
			247	\$ <u>504,267 60</u>

1-2 EDWARD VII., A. 1902

STAR LIFE—*Concluded.*

No.

Amount.

DETAILS OF TERMINATIONS.

Terminated by death.....	6	6	6,964	00
" maturity.....	1		973	33
" surrender.....	6		26,015	14
" lapse.....	26		58,450	00
Total.....	39	6	92,402	47

GENERAL BUSINESS STATEMENT FOR THE YEAR ENDING DECEMBER 31, 1901.

REVENUE ACCOUNT.

	£	s.	d.		£	s.	d.			
Amount of funds at the beginning of the year.....	5,110,004	6	2	Claims under policies	£343,843	7	8			
Premiums.....	£571,343	13	11	Less re-assurances...	33,385	5	0			
Less re-assurance premiums.....	25,348	1	9		£310,458	2	8			
	545,995	12	2	Endowments mat'd	36,244	12	6			
Consideration for annuities granted	17,764	8	0							
Interest and dividends.....	178,017	5	0	Surrenders.....			346,702	15	2	
Fees.....	216	0	7	Surrenders of bonus.....			28,166	3	2	
				Annuities.....			472	19	9	
				Commission.....			15,155	2	6	
				Expenses of management.....	£ 30,257	8	7	49,573	14	11
				Medical fees.....	3,798	0	0			
								34,055	8	7
				Income tax.....				10,744	11	5
				Dividends to shareholders.....				250	0	0
				Bonus abatement of premiums.....				3,302	9	3
				Amount of funds at end of the year as per balance sheet.....				5,363,574	7	2
								£5,851,997	11	11
								£5,851,997	11	11

BALANCE SHEET.

LIABILITIES.			£	s.	d.	ASSETS.			£	s.	d.
Shareholders' capital paid up.....	£ 5,000	0	0			Mortgages on property within the United Kingdom.....			333,226	0	10
Assurance and annuity fund.....	5,358,574	7	2			Mortgages on property out of the United Kingdom.....			260,992	14	6
Total funds as per revenue account.	5,363,574	7	2			Loans on the society's policies (within their surrender value).....			338,536	5	5
Claims admitted and announced but not paid.....	£ 54,848	17	4			Investments—					
Less re-assurances.....	12,936	0	0			In British Government securities			74,601	1	4
				41,912	17	4	Indian and Colonial Government securities.....		1,159,704	0	5
						Foreign Government securities..			90,753	1	10
						Foreign municipality securities..			109,278	13	5
						British railway ordinary stock..			34,475	7	6
						British railway guaranteed stock..			24,950	1	0
						British railway debenture stock..			51,705	0	6
						British railway preference and preferred stock.....			1,619,320	12	10
						Freehold and leasehold premises.			309,069	7	4
						Ground rents.....			108,188	5	7
						Purchase of life interests and reversions.....			44,897	2	4
						Loans—					
						To trustees of Wesleyan Methodist chapels.....			92,279	18	2
						On life interests and reversions..			134,578	4	6
						On statutory rates.....			254,685	4	10
						On Indian Government securities			20,000	0	0
						Agents' balances.....			156,734	19	10
						Outstanding premiums (head office)			11,493	9	7
						Premiums on credit.....			47,499	8	9
						Outstanding interest.....			5,217	4	10
						Accrued interest to Dec. 31, 1901..			65,376	13	0
						Bankers' balances—					
						On special deposit account.....			22,650	0	0
						On deposit account.....			30,825	0	0
						On current account.....			4,449	6	2
									£5,405,487	4	6
									£5,405,487	4	6

SESSIONAL PAPER No. 8

THE SUN LIFE ASSURANCE COMPANY OF CANADA.

STATEMENT FOR THE YEAR ENDING DECEMBER 31, 1901.

President and Chief Agent—
ROBERTSON MACAULAY.

*Secretary—*T. B. MACAULAY, F.I.A.

*Head Office—*Montreal.

(Incorporated, in 1865, by Act of Province of Canada, 28 Vic., cap. 43. Amended in 1870 by 33 Vic., cap. 58, and in 1871 by 34 Vic., cap. 53, and in 1882 by 45 Vic., cap. 100, and in 1888 by 51-52 Vic., cap. 119, and in 1897 by 60-61 Vic., cap. 82. Commenced business in Canada, May, 1871.)

CAPITAL.

Amount of joint stock capital authorized.....	\$	1,000,000	00
“ subscribed for.....		700,000	00
“ paid up in cash.....		105,000	00

(For list of Shareholders, see Appendix.)

ASSETS AS PER LEDGER ACCOUNTS.

Value of real estate (no encumbrances) held by the company.....	\$	1,105,060	38
Amount secured by way of loans on real estate, by bond or mortgage, first liens.....		3,410,320	85
Amount of loans secured by bonds, stocks or other marketable collaterals, viz.:.....		138,094	55

	Par value.	Market value.	Amount loaned.
Bank of Montreal.....	\$ 3,000 00	\$ 7,740 00	\$ 3,000 00
City of Montreal.....	100 00	100 00	94 55
Shawinigan Water & Power Co.....	250,000 00	50,000 00	138,000 00
Great Northern Ry. of Canada.....	25,000 00	23,750 00	
Montreal Island Belt Line Ry. Co.....	165,000 00	156,750 00	
Montreal Terminal Co.....	240,000 00	84,000 00	
	<u>\$ 683,100 00</u>	<u>\$ 322,340 00</u>	<u>\$ 138,094 55</u>

Amount of loans, as above, on which interest has been overdue one year or more previous to statement.....	\$54,129	92
Amount of loans made in cash to policy-holders on the company's policies assigned as collaterals.....	696,638	93
Ground rents.....	38,640	00
Policy loans under non-forfeiture agreements.....	214,323	95
Premium obligations on policies in force.....	1,174	47

\$—22½

SUN LIFE—Continued.

ASSETS—Continued.

*Stocks, bonds and debentures owned by the company, viz.:—

	Par value.	Market value.	Book value.
<i>Bonds.</i>			
United States of America.....\$	10,000 00	\$ 13,950 00	\$ 12,252 55
Province of Manitoba.....	1,000 00	1,060 00	1,053 60
" New Brunswick.....	10,000 00	10,980 00	10,000 00
" Nova Scotia.....	3,500 00	3,769 50	3,500 00
" Quebec.....	1,000 00	1,080 00	1,064 20
City of Quebec.....	36,000 00	39,966 00	36,939 00
" Montreal.....	500 00	500 00	480 00
" Brandon.....	42,000 00	38,009 00	42,000 00
" Kamloops, B.C.....	37,500 00	37,500 00	37,500 00
" Vancouver.....	30,000 00	41,250 00	30,000 00
" New Westminster.....	245,900 00	252,047 50	245,900 00
" Regina.....	22,500 00	26,007 50	25,201 75
" Charlottetown, P.E.I.....	500 00	547 50	542 00
" Rossland, B.C.....	72,000 00	79,959 90	75,246 25
" Cheboygan, Mich.....	5,000 00	5,700 00	5,300 34
" Vernon, B.C.....	22,000 00	23,034 00	22,098 13
" Revelstoke, B.C.....	15,000 00	15,150 00	15,175 00
" Greenwood, B.C.....	15,000 00	15,000 00	15,188 00
" Shanghai.....	76,625 00	79,690 00	83,441 55
Town of Chilliwack.....	9,500 00	10,268 55	9,500 00
" Iberville.....	19,000 00	19,598 50	19,239 40
" Thessalon.....	2,000 00	2,161 20	2,030 00
Town of Sault Ste. Marie.....	81,243 62	86,849 91	81,885 32
" Waterloo.....	500 00	540 30	511 27
" Sudbury.....	41,803 98	43,596 80	41,803 98
" Berthier.....	5,000 00	5,000 00	5,025 00
" Richmond, Que., R. C. School Commissioners....	4,681 82	5,143 23	4,681 82
" St. Jérôme.....	5,000 00	5,873 66	5,000 00
" Moosejaw.....	7,000 00	7,546 00	7,023 74
" Toronto Junction.....	59,500 00	50,575 00	59,560 06
" Maisonneuve.....	127,000 00	130,302 60	127,042 34
" " R. C. School.....	48,979 06	52,750 45	51,104 06
" " Protestant ".....	4,000 00	4,404 80	4,000 00
" St. Paul, Que.....	27,000 00	27,000 00	27,405 00
" Sturgeon Falls.....	19,382 86	20,489 56	19,579 85
" St. Louis Protestant School.....	8,000 00	9,476 00	8,127 20
Township of De Salaberry and Grand- dison, Que.....	1,961 00	2,214 75	2,047 91
" Gloucester R.C. School.....	2,000 00	2,170 00	2,015 00
" Richmond, B.C.....	60,000 00	64,362 00	60,000 00
District of South Vancouver.....	25,000 00	26,925 00	25,000 00
" North ".....	28,000 00	37,160 40	30,110 00
" Spallumcheen.....	23,043 64	23,043 64	24,653 04
" Barnaby.....	35,000 00	35,000 00	41,406 00
" Argyle, Man.....	1,650 00	1,650 00	1,650 00
" Dewdney.....	17,228 00	12,059 60	17,262 83
Village of De Lorimier.....	50,000 00	52,265 00	54,000 00
" St. Scholastique.....	2,692 82	2,889 13	2,692 82
" Portage du Fort.....	948 50	948 50	948 50
" Granby.....	6,660 98	8,170 36	6,660 98
" Baie St. Paul.....	10,154 25	10,997 05	10,154 25
" Ville Marie.....	4,750 00	4,750 00	4,750 00
" Roberval.....	7,962 54	7,962 54	7,962 54
Parish of St. Grégoire le Thaumaturge.....	10,700 00	11,638 39	11,475 75
" St. Jean Baptiste.....	10,000 00	11,000 00	10,000 00
People's Heat and Light Co., Halifax Elizabeth, Plainfield and Central Jersey Railway Co.....	30,000 00	15,600 00	32,917 50
" Erie Electric Motor Co.....	30,000 00	30,900 00	30,750 00
" Erie Electric Motor Co.....	100,000 00	103,000 00	102,510 00
" Hamilton Street Railway Co.....	15,000 00	15,562 50	15,002 97
Milwaukee Light, Heat and Traction Co., guar.....	50,000 00	53,500 00	52,114 07
Newport News and Old Point Rail- way and Electric Co.....	80,000 00	78,000 00	79,378 21
Norfolk Railway and Light Co.....	60,000 00	58,200 00	58,533 04
Northern Ohio Traction Co.....	32,000 00	32,000 00	31,520 00

*\$64,000 of which are deposited with the Receiver General, viz.:—Town of St. Jérôme, \$5,000; City of Vancouver, \$30,000, and City of New Westminster, \$29,000.

SESSIONAL PAPER No. 8

SUN LIFE—Continued.

ASSETS—Concluded.

Stocks, bonds and debentures owned by the company—Continued.

	Par value.	Market value.	Book value.
Quebec Railway, Light and Power Co.....\$	139,000 00	\$ 130,000 00	\$ 125,800 00
Bay Counties Power Co.....	100,000 00	106,500 00	101,000 00
Canadian Electric Light Co.....	52,500 00	53,550 00	52,484 80
Chatham Gas Co.....	10,000 00	10,000 00	9,500 00
Hudson River Water Power Co.....	125,000 00	125,000 00	121,875 00
Missouri River Power Co.....	100,000 00	104,500 00	101,022 22
New York and Richmond Gas Co..	25,000 00	25,500 00	25,437 50
Ottawa Electric Co.....	50,000 00	52,000 00	51,350 00
Shawinigan Water and Power Co...	50,000 00	50,000 00	47,500 00
Standard Light and Power Co.....	72,746 75	72,746 75	72,746 75
Syracuse Lighting Co.....	25,000 00	25,375 00	25,256 25
Toronto Electric Light Co.....	9,000 00	9,135 00	9,000 00
Central Union Telephone Co. (Bell).	125,000 00	126,875 00	129,075 37
Detroit Telephone Co., guaranteed..	101,900 00	105,211 75	105,235 50
Postal Telegraph Cable Co. of Texas, guaranteed.....	200,000 00	200,000 00	191,529 67
Dominion Cotton Mills Co.....	13,626 66	12,604 66	12,264 00
Dominion Iron and Steel Co.....	100,000 00	82,000 00	81,592 50
Winnipeg Electric Street Railway Co.....	1,000 00	1,095 00	1,077 25
Cornwall Electric Street Railway Co.	90,000 00	67,500 00	75,000 00
Halifax Electric Tramway Co., Ltd..	11,000 00	11,550 00	11,000 00
County of Alpena, Mich.....	50,000 00	62,119 20	56,654 25
Metropolitan Street Railway Co. of New York.....	40,000 00	47,400 00	46,177 52
Missouri Edison Electric Company..	40,000 00	37,800 00	41,700 00
Brooklyn Rapid Transit Company..	20,000 00	21,300 00	21,639 11
West Chicago Street Railway Co., guaranteed.....	55,000 00	54,312 50	57,312 02
Brooklyn Elevated Railway Co.....	10,000 00	9,850 00	10,389 00
Ogden, Chicago, Street Railway Co., guaranteed.....	45,000 00	51,300 00	49,275 00
Haverhill, Mass., Gas Securities Co.	25,000 00	26,000 00	25,875 00
West India Electric Co. and Jamaica Street Railway.....	128,000 00	128,320 00	128,256 25
St. John, N.B., Street Railway Co.	1,100 00	1,227 18	1,164 00
Denver and South-Western Railway Co.....	50,000 00	44,750 00	45,625 00
Michigan Central Railroad Co.....	50,000 00	53,750 00	53,766 27
Northern Railway Co. of Canada, guaranteed.....	50,000 00	49,500 00	48,250 00
Trenton Passenger Railway Co.....	34,000 00	40,800 00	40,070 00
Sioux City Traction Co.....	75,000 00	75,000 00	73,078 03
Denver Consol. Electric Co.....	35,000 00	35,175 00	35,175 00
Quincy Gas and Electric Co.....	25,000 00	25,750 00	25,627 78
Consolidated Water Co. of Utica, N. Y.....	50,000 00	51,500 00	51,314 87
Erie Telegraph and Telephone Co...	200,000 00	197,000 00	194,806 75
Michigan Bell Telephone Co.....	300,000 00	300,000 00	298,891 74
Shanghai Land Investment Co.....	6,937 50	6,704 38	6,847 01
<i>Stocks.</i>	<u>\$4,501,178 98</u>	<u>\$4,559,038 14</u>	<u>\$4,514,149 20</u>
Montreal Loan and Mortgage Co., Stock.....\$	5,475 00	\$ 7,336 50	\$ 5,475 00
Bell Telephone Co. of Canada Stock.	25,000 00	42,187 50	42,251 37
Montreal Street Railway Co.....	10,700 00	28,622 50	27,354 24
Montreal Telegraph Co.....	16,120 00	27,404 00	26,390 30
Chicago Passenger Railway Co., stock guaranteed.....	15,000 00	13,929 86	13,929 86
Twin City Rapid Transit Co., 7 per cent Preferred Stock.....	172,500 00	269,025 00	237,020 92
West Chicago Street Railroad Co., 6 per cent guaranteed.....	125,000 00	113,750 00	149,794 35
Alleghany Traction Co., guaranteed..	25,000 00	25,000 00	27,633 58
Dominion Coal Co., preferred.....	102,500 00	116,725 00	115,530 91
Milwaukee Electric Ry. and Light Co. preferred.....	85,000 00	100,300 00	99,237 50
Seattle Electric St. Ry. Co. preferred	50,000 00	53,000 00	51,630 66
Total.....	<u>\$ 632,295 00</u>	<u>\$ 797,280 36</u>	<u>\$ 796,248 69</u>
Grand Total Stocks and Bonds...	<u>\$ 5,133,473 98</u>	<u>\$ 5,356,318 50</u>	<u>\$ 5,310,397 89</u>

1-2 EDWARD VII., A. 1902

SUN LIFE—Continued.

Carried out at book value.....	\$	5,310,397	89
Cash on hand.....		27,461	95
Cash in banks, viz.:—			
Molsons Bank, Montreal.....	\$	6,675	94
Bank of Scotland, London, Eng.....		18,236	90
National Bank of India, Bombay, India.....		31,575	95
Credit Lyonnais, Paris, France.....		12,500	64
Banco de Chili, Chili.....		7,968	41
Banco Aleman, Transatlantico, Chili.....		24,344	60
Banco Internacional, Chili.....		8,607	09
Bank of Montreal, Montreal.....		98,136	10
Bank of Montreal, New York.....		949	11
Total carried out.....		208,994	74
Due from other companies for reinsured claims.....		15,779	50
Total.....	\$	11,166,887	21
OTHER ASSETS.			
Market value of stocks, bonds, &c., over book value.....		45,920	61
Interest due.....	\$	64,048	92
Interest accrued.....		123,559	16
Total.....		187,608	08
Rents due.....	\$	4,612	25
Rents accrued.....		6,502	29
Total.....		11,114	54
Net amount of uncollected and deferred premiums:—on new business, \$78,703.18; on renewals, \$282,798.45.....		361,501	63
Total assets.....	\$	11,773,032	07

LIABILITIES.

*Amount computed to cover the net reserve on all out- standing policies in force.....	\$9,926,899	89	
Reserve for reversionary additions and premium reduc- tions.....	335,849	82	
Reserve for life annuities.....	515,733	68	
Total.....	\$10,778,483	39	
Deduct net value of policies reinsured in other com- panies.....	1,755	40	
Net reinsurance reserve.....	\$	10,776,727	99
Claims for death losses reported but not proved.....	\$	75,558	32
Claims for death losses adjusted but awaiting discharge.....		42,053	07
Claims for death losses—resisted, not in suit.....		4,875	00
Total claims for death losses (\$11,633.03 of which accrued in previous years).....	\$	122,486	39
Claims for matured endowments adjusted but awaiting discharge (accrued in previous years).....		266	00
Total outstanding claims.....		122,752	39

* On the basis of the Institute of Actuaries H^M. Table, with 3½ per cent interest for all policies issued since December 31, 1897, and 4½ per cent for all policies issued prior to that date.

SESSIONAL PAPER No. 8

SUN LIFE—*Continued.*LIABILITIES—*Concluded.*

Present value of death claims payable by instalments not yet due	\$	40,053	30
Annuity claims due and unpaid		2,335	66
Amount of bonuses to policy-holders unpaid		15,384	65
Amount of dividends to stockholders due January 1, 1902		7,875	00
Deposit to meet maturing debentures		3,156	10
Sundry debts		1,850	41
Total liabilities—Life Department	\$	10,970,135	50
Liabilities—Accident Department		111	96
Total liabilities (exclusive of capital stock)	\$	10,970,247	46
Surplus above all liabilities and capital	\$	697,784	61

INCOME DURING THE YEAR.

(Life Department.)

Gross cash received for premiums (including those paid by policy loans) \$	2,334,621	81
Premium obligations taken in part payment of premiums	33	50
Premiums paid by dividends	53,258	77
Cash received for annuities	102,349	70
Total	\$	2,490,263 78
Deduct premiums paid to other companies for reinsurance		1,373 11
Premium income—Ordinary department	\$	2,488,890 67
" Thrift department		88,296 56
Total premium income	\$	2,577,187 23
Amount received for interest		455,893 02
" for rents (after deducting repairs and taxes)		21,349 98
Profit on sale of bonds		41,049 23
Total income—Life department	\$	3,095,479 46

EXPENDITURE DURING THE YEAR.

(Life Department.)

Cash paid for death claims, including bonuses and guaranteed additions, \$9,681.41 (accrued in previous years, \$76,465.13)	\$	638,841	85
Payments on matured instalment policies		2,786	65
Total	\$	641,628	50
Deduct amount received from other companies for reinsurance		15,000	00
Net amount paid for death claims	\$	626,628	50
Cash paid for matured endowments, including bonus additions, \$19,195.33, (of which \$2,975.93 accrued in previous years)		178,906	61
Total net amount paid for death claims and matured endowments	\$	805,535	11

1-2 EDWARD VII., A. 1902

SUN LIFE—Continued.

EXPENDITURE—Concluded.

Cash paid to annuitants.....	\$	44,499	07
" for surrendered policies.....		136,180	94
" " bonuses.....		4,722	78
Cash dividends applied in payment of premiums.....		53,258	77
" paid policy-holders.....		21,350	03
Total amount paid to policy-holders.....	\$	1,065,546	70
Cash paid for interest or dividends to stockholders.....		15,750	00
Commissions, salaries or other expenses of officials.....		558,448	23
Taxes, licenses, &c.....		28,700	14
All other expenses, viz.:—			
Sundries, \$7,351.58; advertising, \$9,715.11; printing and stationery, \$34,781.66; rents, \$24,433.38; heating, water and light, \$985.83; medical fees, \$34,240.65; law costs, \$4,566.81; furniture, \$5,958.46; expense, Thrift department, \$43,638.28		155,671	76
Total expenditure—Life department.....	\$	1,824,116	83

SYNOPSIS OF LEDGER ACCOUNTS.

Amount of net ledger assets beginning of year.....	\$	9,900,406	71
Income during the year (as above).....		3,095,666	07
Decrease in Agents' ledger balances.....		1,251	39
Total.....	\$	12,997,324	17
Expenditure as above—life department.....	\$	1,824,116	83
Expenditure—accident department.....		126	17
Amounts written off ledger assets not included in expenditure and decrease ledger liabilities.....		6,193	96
		1,830,436	96
Balance—net ledger assets December 31, 1901.....	\$	11,166,887	21

PREMIUM NOTE ACCOUNT.

Premium obligations on hand at commencement of year.....	\$	1,092	35
" received during the year.....		82	12
Note assets at end of year.....	\$	1,174	47

MISCELLANEOUS.

Number of new policies reported during the year as taken and actually paid for in cash.....		11,306	
Amount of said policies.....	\$	10,834,298	07
Number of policies become claims during the year (including 115 matured endowments).....		685	
Amount of said claims (including matured endowments, \$177,078.49).....		896,670	06
Amount of above claims reinsured in other licensed companies.....		15,000	00
Number of policies in force at date.....		53,950	
Amount of said policies.....	\$	61,810,953	01
Bonus additions thereon.....		589,978	19
Total.....	\$	62,400,931	20
Amount of said policies reinsured in other companies.....		16,050	00
Net amount of policies in force at December 31, 1901.....		62,384,881	20
Number of life annuities in force December 31, 1901.....		196	
Amount of annual payments thereunder.....		50,892	87

SESSIONAL PAPER No. 8

SUN LIFE—Continued.

EXHIBIT OF POLICIES (TOTAL BUSINESS).

In force at beginning of year—

	No.	Amount.	No.	Amount.
Whole life policies.....	27,350	\$ 32,983,129 00		
Endowments.....	19,557	22,952,112 00		
Term and all others.....	4,299	1,463,592 00		
Bonus additions.....		581,802 00		
			51,206	\$ 57,980,635 00

New policies issued—

Whole life.....	7,201	\$ 8,274,556 00		
Endowments.....	5,099	4,910,531 00		
Term and all others.....	1,472	228,349 00		
Bonus additions.....		55,558 00		
			13,772	13,468,994 00

Old policies revived.....			407	318,784 00
Old policies changed and increased.....			626	280,523 00

			66,011	\$ 72,048,936 00
Deduct terminated.....			12,061	9,648,005 00

In force at end of year—

Whole life.....	28,898	\$ 35,859,352 00		
Endowments.....	21,254	24,730,020 00		
Term and all others.....	3,798	1,221,581 00		
Bonus additions.....		589,978 00		
			53,950	\$ 62,400,931 00

DETAILS OF TERMINATIONS.

	No.	Amount.
Terminated by death.....	570	\$ 719,592 00
" maturity.....	115	177,078 00
" expiry.....	22	139,831 00
" surrender.....	868	1,110,292 00
" lapse.....	7,233	3,682,297 00
Policies decreased.....	780	531,783 00
Policies not taken.....	2,473	3,287,132 00
Total (including \$51,012, bonuses terminated)..	12,061	\$ 9,648,005 00

DETAILS OF POLICIES REINSURED.

	No.	Amount.
Whole life policies reinsured.....	2	\$ 16,050 00

Statement of number of lives and amount of policies in force at December 31, 1901, at ages grouped as under:—

	No.	*Amount paid.
Ages 5 years and under.....	2,708	\$ 181,725 62
Ages between 5 and 10 years.....	2,370	223,196 44

Claims paid during 1901 on lives:—

	No.	Amount paid.
Ages 5 years and under.....	61	\$ 1,377 85
Ages between 5 and 10 years.....	10	658 15

* In the special infantile plan the amount assured as given in the statement above represents the exact amount for which the company is liable at present, whereas under the other plans, Life, Endowment, &c., the assurance does not come into full force until the age of 13 years in the case of policies issued before March 1, 1898, and 10 years in the case of those issued since. If death occurs previous to that age the company agrees to return the premiums that have been paid and compound interest thereon at 7 per cent per annum.

SUN LIFE—Continued.

BUSINESS DONE OUTSIDE OF CANADA.

(Included in above statement.)

ASSETS OUTSIDE OF CANADA.

Amount secured by way of loans on real estate, by bond or mortgage, first liens	\$ 10,000 00
Amount of loans made to policy-holders on the company's policies assigned as collaterals	85,403 08
Policy loans under non-forfeiture agreements	98,827 35
Ledger value of stocks, bonds or debentures owned by the company...	3,146,199 72
Cash in banks	114,182 70
Due from other companies for reinsured claims	15,000 00
Total	\$ 3,469,612 85

OTHER ASSETS.

Market value of bonds and stocks over ledger value	21,037 97
Interest due	\$ 2,298 75
Interest accrued	19,570 26
	<u>21,869 01</u>
Net amount of uncollected and deferred premiums on new business, \$55,270.96 ; on renewals, \$191,104.85	246,375 81
Total assets outside of Canada	\$ 3,758,895 64

LIABILITIES OUTSIDE OF CANADA.

† Amount computed to cover the net reserve on all outstanding policies in force	\$ 3,668,717 11
Claims for death losses, adjusted but awaiting discharge	\$ 27,267 88
Claims for death losses, reported but not proved	7,084 92
Claims for death losses, resisted, not in suit	4,875 00
Total claims for death losses (\$9,446.79 ac- rued in previous years)	\$ 89,227 80
Claims for matured endowments	None.
Total outstanding claims	89,227 80
Present value of claims payable by instalments not yet due	8,907 17
Annuity claims due and unpaid	2,318 36
Amount of dividends or bonuses to policy-holders unpaid	3,118 82
Total liabilities outside of Canada	\$ 3,772,289 26

† On the basis of the Institute of Actuaries' H^M Table, with 3½ per cent interest for all policies issued since Dec. 31, 1897, and 4½ per cent for all policies issued prior to that date.

SESSIONAL PAPER No. 8

SUN LIFE—Continued.

INCOME OUTSIDE OF CANADA.

Cash received for premiums (including those paid by policy loans).....	\$	1,179,428	00
Premiums paid by dividends.....		22,595	66
Cash received for annuities.....		96,555	75
Total.....	\$	1,298,579	41
Deduct premiums paid to other companies for reinsurance.....		993	76
Premium income—ordinary department.....	\$	1,297,585	65
“ thrift department.....		35,444	62
Total income outside of Canada.....	\$	1,333,030	27

EXPENDITURE OUTSIDE OF CANADA.

Cash paid for death claims (including bonuses, \$2,356.32).\$	340,367	13
Payments on matured instalment policies.....	486	65
Total.....	\$ 340,853	78
Deduct amount received for reinsured death claims.....	15,000	00
Net amount paid for death claims (of which \$53,182.73 accrued in previous years).....	\$ 325,853	78
Cash paid for matured endowments (including bonuses, \$1,297); (accrued in previous years, \$1,329.12)....	13,234	14
Total net amount paid for death claims and matured endowments.....	339,087	92
Cash paid to annuitants.....	33,621	33
Cash paid for surrendered policies.....	43,501	60
Cash paid for surrendered bonuses.....	1,462	84
Cash dividends paid policy-holders.....	6,253	99
Cash dividends applied in payment of premiums.....	22,595	66
Total expenditure outside of Canada.....	\$ 446,523	34

MISCELLANEOUS.

Number of policies reported during the year as taken outside of Canada and actually paid for in cash.....	5,781	
Amount of said policies.....	\$ 6,632,650	41
Number of policies become claims during the year.....	277	
Amount of said claims (including \$11,782.83 matured endowments) ..	393,197	10
Amount of above claims reinsured in other licensed companies.....	15,000	00
Number of policies in force at date.....	20,627	
Amount of said policies.....	\$26,742,839	87
Bonus additions thereon.....	135,734	23
Total.....	\$ 26,877,564	10
Amount of said policies reinsured.....	16,050	00
Net amount of policies in force at December 31, 1901.....	26,861,514	10
Number of life annuities in force outside of Canada.....	138	
Amount of annual payments thereunder.....	38,107	66

1-2 EDWARD VII., A. 1902

SUN LIFE—*Concluded.*

EXHIBIT OF POLICIES (OUTSIDE OF CANADA).

In force at beginning of year—

	No.	Amount.	No.	Amount.
Whole life policies	10,390	\$ 12,103,198 00		
Endowments	6,894	10,963,871 00		
Term and all other.....	1,671	731,244 00		
Bonus additions.		115,849 00		
			18,955	\$ 23,914,162 00

New policies issued—

Whole life.	3,945	\$ 4,978,169 00		
Endowments	2,616	3,453,821 00		
Term and all other.....	662	148,776 00		
Bonus additions.....		29,716 00		
			7,223	8,540,482 00
Old policies revived.....			113	149,892 00
Old policies changed and increased.....			241	161,120 00
			26,532	\$ 32,765,656 00
Deduct terminated.....			5,905	5,888,092 00

In force at end of year—

Whole life.	11,015	\$ 13,757,254 00		
Endowments	8,122	12,359,218 00		
Term and all other.....	1,490	625,357 00		
Bonus additions.....		135,735 00		
			20,627	\$ 26,877,564 00

DETAILS OF TERMINATIONS.

	No.	Amount.
Terminated by death.....	266	\$ 381,414 00
" maturity	11	11,783 00
" expiry	5	50,889 00
" surrender.	350	461,217 00
" lapse.....	3,515	2,226,517 00
Policies decreased.....	263	380,566 00
Policies not taken.....	1,495	2,375,706 00
Total (including bonuses terminated, \$12,214).....	5,905	\$ 5,888,092 00

Statement of number of lives and amount of policies in force outside of Canada at December 31, 1901, at ages grouped as under :—

	No.	Amount insured.
Ages 5 years and under.....	761	\$ 43,983 17
Ages between 5 and 10 years	693	67,028 16

Claims paid during 1901 on lives outside of Canada :—

	No.	Amount paid.
Ages 5 years and under.....	8	\$ 196 70
Ages between 5 and 10 years	4	248 75

THE TRAVELERS INSURANCE COMPANY.

LIFE DEPARTMENT.

STATEMENT FOR THE YEAR ENDING DECEMBER 31, 1901.

President—S. C. DUNHAM. | Secretary—JOHN E. MORRIS.

Principal Office—Hartford, Conn., U.S.

Chief Agent in Canada—F. F. PARKINS. | Head Office in Canada—Montreal, P.Q.

(Incorporated, June 17, 1863. Commenced business in Canada, July 1, 1865.)

CAPITAL.

Amount of capital authorized, subscribed for and paid up in cash . . . \$ 1,000,000 00

ASSETS IN CANADA.

Amount of mortgages on real estate in Canada held by Canadian trustees under the Insurance Act \$ 664,134 00
 Bonds, stocks and debentures in deposit with the Receiver General, viz. :—

	Par value.	Market value.
City of Montreal bonds	\$ 52,500 00	\$ 56,607 50
" Sherbrooke bonds	30,000 00	32,400 00
" Quebec "	53,000 00	55,240 00
" Hull "	10,000 00	10,000 00
" St. Hyacinthe bonds	10,000 00	10,300 00
" St. Thomas "	30,000 00	32,100 00
" Toronto "	50,000 00	50,500 00
" Guelph "	73,000 00	81,395 00
" Port Hope "	60,000 00	60,600 00
" Brantford "	55,000 00	55,275 00
" Stratford "	10,500 00	11,130 00
" Vancouver, B.C. "	10,000 00	11,400 00
" Winnipeg "	25,000 00	25,875 00
Town of Sault Ste. Marie "	50,000 00	52,500 00
" Parkdale "	10,000 00	12,000 00
" Paris "	8,000 00	8,400 00
" Port Arthur "	43,000 00	43,000 00
" Coaticook "	25,000 00	26,000 00
" Iberville "	10,000 00	10,100 00
Province of Manitoba "	74,946 67	80,942 40
" Québec "	56,453 33	49,678 93
C.P.R. Co. "	38,000 00	41,800 00
Manitoba and South Eastern bonds	73,000 00	74,460 00
Total par and market values	\$ 857,460 00	\$ 891,703 83

Carried out at market value 891,703 83

* Amount of loans made to Canadian policy-holders on the company's policies assigned as collaterals 90,035 00

* Of which \$57,735 is on policies issued since March 31, 1878.

TRAVELERS—*Continued.*ASSETS—*Concluded.*

Interest accrued on bonds and debentures, \$14,162.89 ; on mortgages on real estate, \$9,207.24.....	\$	23,370	13
Gross premiums due and uncollected on Canadian policies in force, new, \$3,086.82 ; renewed, \$27,447.24	\$	30,564	06
*Gross deferred premiums on same, new, \$4,467.39 ; renewed, \$17,014.57.....		21,481	96
Total outstanding and deferred premiums.....	\$	52,046	02
Deduct cost of collection at 20 per cent.....		10,409	20
Net outstanding and deferred premiums.....		41,636	82
Total assets in Canada.....	\$	1,710,879	78

LIABILITIES IN CANADA.

Under policies issued previous to March 31, 1878.

* Amount computed to cover the net reserve on all outstanding policies in Canada.....	\$	352,214	00
Total liabilities in respect of said policies in Canada....	\$	352,214	00

Under policies issued subsequent to March 31, 1878.

Amount computed to cover the net present value of all Canadian policies in force.....	\$	1,075,944	00
Reserve for life annuities.....		11,097	00
Total.....	\$	1,087,041	00
Deduct value of said policies reinsured in other companies.....		9,529	00
† Net reinsurance reserve.....	\$	1,077,512	00
Claims for death losses unadjusted but not resisted.....		6,000	00
Claims for death losses due and unpaid.....		1,135	00
Present value of amounts not yet due on matured instalment policies..		97,364	00
Total net liabilities in respect of said policies in Canada..	\$	1,182,011	00
Total net liabilities to all policy-holders in Canada....	\$	1,534,225	00

INCOME IN CANADA.

Gross cash received for premiums.....	\$	223,229	40
Deduct premiums paid to other companies for reinsurance.....		6,599	03
Net cash received for premiums.....	\$	216,630	37
Interest on bonds and debentures, &c.....		36,525	21
Amount received for rents.....		653	52
Interest on mortgages and policy loans.....		28,619	34
Total income in Canada.....	\$	282,428	44

* Of this amount \$21,004.62 belongs to policies issued since March 31, 1873.

† Reserve at 4½ per cent, Institute of Actuaries' H^M. Table for policies issued prior to January 1, 1900, and at 3½ per cent for policies issued on and after that date.

SESSIONAL PAPER No. 8

TRAVELERS—Continued.

EXPENDITURE IN CANADA.

Cash paid for death losses in Canada	\$ 61,108 00	
Payments on matured instalment policies.....	4,000 00	
		<hr/>
Net amount paid for death claims in Canada.....	\$ 65,108 00	
Cash paid for matured endowments in Canada.....	42,745 00	
		<hr/>
Total amount paid for death claims and matured endowments.....	\$ 107,853 00	
Cash paid to annuitants.....	2,382 72	
Amount paid for surrendered policies.....	13,848 70	
		<hr/>
Total net amount paid to policy-holders in Canada.....	\$ 124,084 42	
Cash paid for commission, salaries and other expenses of officials in Canada.....	35,540 33	
Amount paid for licenses, taxes, &c.....	1,997 03	
Medical fees, \$2,249 ; exchange, \$228.31.....	2,477 31	
		<hr/>
Total expenditure in Canada.....	\$ 164,099 09	

MISCELLANEOUS.

Number of new policies reported during the year as taken in Canada.....	373	
Amount of said policies.....	\$ 1,166,415 00	
Amount of said policies reinsured in other licensed companies in Canada.....	171,500 00	
Number of policies become claims (including matured endowments) in Canada during the year.....	79	
Amount of said claims.....	166,803 00	
Number of policies in force at date.....	3,014	
Amount of said policies.....	\$6,457,341 00	
Amount of said policies reinsured in other licensed com- panies in Canada,.....	171,500 00	
		<hr/>
Total net amount in force at December 31, 1901.....	6,285,841 00	
Number of life annuities in force in Canada.....	8	
Annual payments thereunder.....	1,737 00	

EXHIBIT OF POLICIES (CANADIAN BUSINESS).

In force at beginning of year :—

	No.	Amount.	No.	Amount.
Whole life policies	1,819	\$ 3,536,930 00		
Endowments	846	1,834,209 00		
Term and all other.....	230	562,212 00		
			2,895	\$ 5,933,351 00

New policies issued :—

Whole life.....	128	\$ 508,533 00		
Endowments	149	447,882 00		
Term and all other.....	96	210,000 00		
			373	1,166,415 00

Old policies revived.....	9	\$ 5,325 00		
" changed and increased.....	13	15,373 00		
			22	20,698 00

Total..... 3,290 \$ 7,120,464 00

Deduct terminated..... 276 663,123 00

In force at end of year :—

Whole life.....	1,813	\$ 3,652,089 00		
Endowments.....	905	2,076,729 00		
Term and all other.....	296	728,523 00		
			3,014	\$ 6,457,341 00

1-2 EDWARD VII., A. 1902

TRAVELERS—*Continued.*

DETAILS OF POLICIES WHICH HAVE CEASED TO BE IN FORCE.

	No.	Amount.
Terminated by death	49	\$ 119,418 00
" maturity	30	47,385 00
" expiry	14	17,784 00
" surrender	41	93,761 00
" lapse	88	201,282 00
" change and decrease	22	62,034 00
Policies not taken	32	121,459 00
Total	276	\$ 663,123 00

DETAILS OF POLICIES REINSURED AT END OF YEAR.

Whole life	\$ 41,500 00
Endowment	46,000 00
Term and all other	84,000 00
Total	\$ 171,500 00

DETAILS OF POLICIES ISSUED PRIOR TO MARCH 31, 1878.

	No.	Amount.
Policies in force at beginning of year in Canada	693	\$ 735,719 00
Policies terminated during the year	39	39,306 00
Policies in force at date of statement	654	696,413 00

GENERAL BUSINESS STATEMENT FOR THE YEAR ENDING DECEMBER 31, 1901.

Life Department.

INCOME DURING THE YEAR 1901.

Total premium income	\$ 3,609,083 97
Received from interest and from discount on claims paid in advance	1,070,529 10
" for rents	110,441 02
Profit on sales of real estate	35,403 47
Profit on sales or maturity of securities	34,307 11
Profit and loss	1,547 76
Total income	\$ 4,861,312 43

DISBURSEMENTS DURING THE YEAR 1901.

Amount paid for losses and matured endowments	\$ 1,692,197 58
" to annuitants	17,759 57
Cash paid for surrendered policies	188,231 01
Surrendered values applied to pay running premiums	457 80
Commission to agents	439,739 92
Salaries and allowances for agencies	46,328 50
Medical examiners' fees	38,704 48
Salaries of officers and office employees	79,854 78
Taxes, licenses and insurance department fees	82,863 83
Rent	18,065 40
All other expenditure	213,057 44
Total disbursements	\$ 2,817,260 31

SESSIONAL PAPER No. 8

TRAVELERS—*Concluded.*

LEDGER ASSETS.

Book value of real estate, unencumbered.....	\$	1,790,575	45
Mortgage loans on real estate.....		6,532,038	62
Loans secured by pledge of bonds, stocks or other collaterals.....		757,059	90
Loans to policy-holders on the company's policies assigned as collaterals.....		1,740,999	10
Book value of bonds and stocks owned.....		13,104,120	96
Cash on hand and in banks.....		1,397,148	81
Agents' debit balances.....		6,790	67
Total net ledger assets.....	\$	25,328,733	51

NON-LEDGER ASSETS.

Interest accrued.....		238,678	66
Net amount of uncollected and deferred premiums.....		698,332	69
Market value of bonds and stocks over book value.....		878,818	64
Total assets as per books of the company.....	\$	27,144,563	50
Deduct items not admitted.....		6,790	67
Total admitted assets.....	\$	27,137,772	83

LIABILITIES.

Net reinsurance reserve (American Experience Table with 3½ per cent interest).....	\$	24,274,752	00
Present value of amounts not yet due on matured instalment policies..		1,263,514	00
Total policy claims.....		108,157	60
Premiums paid in advance.....		24,248	49
Salaries, rents, &c.....		25,000	00
Reserve to protect security valuations.....		100,000	00
Total liabilities.....	\$	25,795,672	09
Divisible surplus.....	\$	1,342,100	74

EXHIBIT OF POLICIES.

Life.

Number of new policies during the year.....	7,599
Amount of said policies.....	\$ 17,522,154 00
Number of policies terminated during the year.....	4,448
Amount of said policies.....	11,659,694 00
Number of policies in force at December 31, 1901.....	46,738
Amount of said policies.....	116,222,312 00

THE UNION MUTUAL LIFE INSURANCE COMPANY.

STATEMENT FOR THE YEAR ENDING DECEMBER 31, 1901.

President—FRED. E. RICHARDS. | Secretary—J. FRANK LANG.
 Principal Office—Portland, Maine.
 Attorney and Chief Agent in Canada— | Head Office in Canada—Montreal.
 HENRI E. MORIN. |

(Incorporated, July 17, 1848; license issued in Canada, October 19, 1868.)

No Capital.

ASSETS IN CANADA.

Loans to Canadian policy-holders on the company's policies	\$	3,688	13
Premium obligations on Canadian policies in force		3,438	00
Short date note for renewal premiums		7,760	19
Bonds deposited with the Receiver General, viz.:—			
	Par value.	Market value.	
Province of Ontario annuities	\$ 345,597 41	\$ 342,019 78	
Montreal Harbour 4 per cent bonds	30,000 00	31,800 00	
Province of New Brunswick 4 per cent bonds	60,000 00	68,400 00	
Province of Manitoba	100,000 00	106,000 00	
Town of Côte St. Antoine	45,000 00	49,500 00	
City of Vancouver Local Improvement bonds	68,900 00	71,906 00	
City of St. Henri 4 per cent debentures	76,000 00	82,080 00	
City of St. John, N.B., 4 per cent bonds	100,000 00	110,000 00	
Total par and market values	\$ 825,497 41	\$ 861,705 78	
Carried out at market value		861,705	78
Cash in banks in Canada, viz.:—			
Bank of Nova Scotia, Toronto	\$	11,245	85
" Montreal, Montreal		693	02
" " Winnipeg		768	63
" British North America, St. John, N.B.		1,113	65
Royal Bank of Canada, Charlottetown, P.E.I.		59	97
" " Vancouver, B.C.		1,549	74
Quebec Bank, Quebec		1,184	36
The Molsons Bank, Fraserville, Quebec		356	35
Total cash in banks in Canada		16,971	57
Agents' ledger balances in Canada		197	72
Interest due	\$	30	17
" accrued		4,966	57
Total carried out		4,996	74
†Gross premiums due and uncollected on Canadian policies in force	\$	18,399	84
*Gross deferred premiums on same		10,287	37
Total outstanding and deferred premiums . \$		28,687	21
Deduct cost of collection at 20 per cent		5,737	45
Net outstanding and deferred premiums		22,949	76
Forborne premiums		84	30
Total assets in Canada	\$	921,792	19

† Of this amount \$18,222.74 belong to policies issued since March 31, 1878.

* Of this amount \$9,591.39 belong to policies issued since March 31, 1878.

SESSIONAL PAPER No. 8

UNION MUTUAL LIFE—Continued.

LIABILITIES IN CANADA.

(Under policies issued previous to March 31, 1878.)

Amount estimated to cover the net reserve on all outstanding policies ‡ in Canada	\$	230,900	00
Reserves for reversionary additions and premium reductions		7,000	00
<hr/>			
*Net reinsurance reserve	\$	237,900	00
Claims for death losses, unadjusted but not resisted (ac- crued prior to 1901, \$500)	\$	4,286	19
Claims for matured and discounted endowments, due and unpaid (accrued previous to 1901)		166	21
<hr/>			
Total claims for death losses and matured and discounted endowments		4,452	40
Dividends or bonuses to Canadian policy-holders due and unpaid		18	00
<hr/>			
Total net liabilities in respect of said policies in Canada	\$	242,370	40

(Under policies issued subsequent to March 31, 1878.)

Amount estimated to cover the net reserve on all outstanding policies in Canada	\$	711,100	00
Reserves for reversionary additions and premium reductions		27,700	00
<hr/>			
Total	\$	738,800	00
Deduct reserve on policies reinsured in other licensed companies in Canada		182	00
<hr/>			
**Net reinsurance reserve	\$	738,618	50
Present value of amounts not yet due on matured instalment policies		1,670	00
Claims for death losses, unadjusted but not resisted	\$	1,000	00
Claims for matured and discounted endowments, due and unpaid (accrued prior to 1901, \$73.04)		275	53
<hr/>			
Total claims for death losses and matured and discounted endowments		1,275	53
Dividends or bonuses to Canadian policy-holders, due and unpaid		91	20
<hr/>			
Total net liabilities in respect of said policies in Canada	\$	741,654	73
<hr/>			
Total liabilities in Canada	\$	984,025	13

* Based on American Experience Table, 4½ per cent.

** " " " 4½ and 3½ per cent.

UNION MUTUAL LIFE—Continued.

INCOME IN CANADA.

Gross cash received for premiums during the year on life policies in Canada	\$	187,231	42
Premium obligations taken during the year in part payment of premiums in Canada		35	00
Premiums paid by dividends.....		5,974	17
Total.....	\$	193,240	59
Deduct amount paid for premiums on policies reinsured in other licensed companies in Canada.....		262	20
Total net premium income in Canada	\$	192,978	39
Interest or dividends on stock		33,825	95
All other income (interest on premium notes, discount on endowments, &c.).....		974	50
Total income in Canada.....	\$	227,778	84

EXPENDITURE IN CANADA.

Cash paid for death losses (of which \$4,425.33 accrued previous to 1901).....	\$	92,338	91
Premium obligations used in payment of same.....		58	00
Payments on matured instalment policies.....		251	69
Net amount paid for death claims	\$	92,648	60
Cash paid for matured and discounted endowments.....		26,093	61
Total amount paid for death claims and matured and discounted endowments	\$	118,742	21
Cash paid for surrendered policies.....		7,310	38
Cash dividends paid to Canadian policy-holders.....		1,098	86
Cash dividends applied in payment of premiums in Canada.....		5,868	17
Total paid to policy-holders in Canada.....	\$	133,019	62
Commissions, salaries and other expenses of officials in Canada.....		42,744	23
Taxes, licenses, fees or fines in Canada		2,375	19
Miscellaneous payments, viz.:—Rent, \$1,160; advertising, \$235; printing, &c., \$207.08; exchange, \$548.56; medical fees, \$3,389; furniture and fixtures, \$35; sundry expenses, \$172.22.....		5,746	86
Total expenditure in Canada.....	\$	183,885	90

PREMIUM NOTE ACCOUNT.

Premium obligations on hand at commencement of year..	\$	3,567	00
Premium obligations received during the year.....		35	00
Total	\$	3,602	00
Deductions during the year, viz.:—			
Amount of obligations used in payment of dividends to policy-holders.....	\$	106	00
Amount of obligations used in payment of claims....		58	00
Total deductions.....		164	00
Balance—note assets at end of year.....	\$	3,438	00

SESSIONAL PAPER No. 8

UNION MUTUAL LIFE—Continued.

MISCELLANEOUS.

Number of new policies reported during the year as taken in Canada.....	646	
Amount of said policies.....	\$	963,500 00
Number of policies become claims in Canada during the year (in- cluding matured and discounted endowments).....	85	
Amount of said claims.....	\$ 119,256 16	
Amount of said claims reinsured in other licensed com- panies in Canada.....	Nil.	
Net amount of claims.....		119,256 16
Number of policies in force in Canada at December 31, 1901....	4,096	
Amount of said policies.....	\$6,128,269 00	
Bonus additions thereon.....	104,860 40	
Total.....	\$6,233,129 40	
Deduct amount reinsured in other licensed companies in Canada.....	15,000 00	
Net amount in force at December 31, 1901.....		<u>6,218,129 40</u>

EXHIBIT OF POLICIES (CANADIAN BUSINESS).

In force at beginning of year—

	No.	Amount.	No.	Amount.
Whole life policies.....	2,530	\$ 3,624,544 00		
Endowments.....	1,069	1,663,024 00		
Term and all other.....	364	564,182 00		
Bonus additions.....		99,586 72		
			3,963	\$ 5,951,336 72

New policies issued—

Whole life.....	441	\$ 549,347 00		
Endowments.....	112	162,867 00		
Term and all other.....	108	282,000 00		
Bonus additions.....		12,083 64		
			661	1,006,297 64

Old policies revived.....	13	\$ 19,121 00		
Old policies changed and increased.....		2,500 00		
Bonus additions.....		44 10		
			13	21,665 10

Total.....	4,637	\$ 6,979,299 46		
Deduct terminated.....	541	746,170 00		

In force at end of year—

Whole life.....	2,603	\$ 3,706,875 00		
Endowments.....	1,056	1,654,712 00		
Term and all other.....	437	766,682 00		
Bonus additions.....		104,860 40		
			4,096	\$ 6,233,129 40

1-2 EDWARD VII., A. 1902

UNION MUTUAL LIFE—*Continued.*

DETAILS OF POLICIES WHICH HAVE CEASED TO BE IN FORCE.

	No.	Amount.
Terminated by death.....	48	\$ 91,200 00
" maturity.....	37	23,681 07
" expiry.....	49	81,000 00
" surrender.....	31	45,625 00
" lapse.....	302	374,191 00
" change and decrease.....		22,118 93
Policies not taken.....	74	101,500 00
Bonuses surrendered.....		6,854 06
Total.....	541	\$ 746,170 06

DETAILS OF POLICIES ISSUED PRIOR TO MARCH 31, 1878, AND BONUS ADDITIONS THEREON.

	No.	Amount.
Policies in force at beginning of year in Canada (including bonus additions, \$11,571.03).....	357	\$ 557,422 03
Bonuses added during the year.....		848 06
Policies terminated during the year (including bonus additions, \$1,039.80).....	21	40,539 80
Policies in force at date of statement (including bonus additions, \$11,379.29).....	336	517,730 29

GENERAL BUSINESS STATEMENT FOR THE YEAR ENDING DECEMBER 31, 1901.

INCOME.

Total premium income.....	\$ 1,733,308 26
Interest and dividends and discount on claims paid in advance.....	296,515 75
Cash received for rents.....	36,246 52
Profit on sale or maturity of securities.....	39,071 41
Total income.....	\$ 2,105,141 94

DISBURSEMENTS.

Total amount paid for losses and matured and discounted endowments.....	\$ 806,327 65
Cash paid to annuitants.....	1,308 23
Premium and collateral loan notes voided by lapse.....	19,032 19
Surrender values paid policy-holders.....	62,429 25
" applied in payment of running premiums.....	5,011 62
" " to purchase paid-up insurance and annuities..	17,009 76
Cash dividends paid to policy-holders.....	14,592 29
Dividends applied to pay running premiums.....	20,259 63
" to purchase paid-up additions and annuities.....	25,722 99
Commission to agents.....	277,316 66
Salaries and allowances for agencies.....	120,027 88
Medical examiners' fees.....	36,402 50
Salaries of officers and office employees.....	71,646 95
Taxes, licenses and insurance department fees.....	45,681 97
Rent.....	26,328 48
Commuting renewal commissions.....	2,686 06
General expenses.....	89,033 78
Total disbursements.....	\$ 1,640,817 89

SESSIONAL PAPER No. 8

UNION MUTUAL LIFE—*Concluded.*

LEDGER ASSETS.

Book value of real estate, unencumbered.	\$	1,277,530	76
Mortgage loans (first liens) on real estate.		1,234,096	65
Loans secured by pledge of bonds, stocks or other collaterals.		664,733	03
Cash loans on company's policies assigned as collaterals.		34,555	17
Premium notes, loans or liens on policies in force.		172,393	59
Book value of bonds and stocks owned.		4,964,533	26
Cash on hand and in banks.		42,863	44
Bills receivable.		12,617	38
Agents' debit balances (net).		18,108	26
Cash in transit (since received).		4,864	75
Total net ledger assets.	\$	8,426,296	29

NON-LEDGER ASSETS.

Interest due and accrued.	\$	74,160	16
Rents accrued.		1,363	28
Market value of real estate over book value.		271,463	95
Foreborne premiums to be deducted in settlement of policy claims.		633	26
Net amount of uncollected and deferred premiums.		239,165	69
Gross assets.	\$	9,013,082	63
Less items not admitted.		14,372	23
Total admitted assets.	\$	8,998,710	40

LIABILITIES.

*Net reinsurance reserve.	\$	8,285,404	00
Present value of amounts not yet due on matured instalment policies.		23,275	00
Net policy claims.		88,090	19
Premiums paid in advance.		2,882	91
Unpaid dividends due to policy-holders.		4,467	53
Sundry.		1,031	00
Total liabilities.	\$	8,405,150	63
Gross divisible surplus.	\$	607,932	00

EXHIBIT OF POLICIES.

Number of new policies issued during the year.	7,072
Amount of said policies.	\$ 9,809,132 00
Number of policies terminated.	5,543
Amount of said policies.	8,007,886 43
Number of policies in force.	35,284
Amount of said policies.	52,945,043 56

* Computed according to the Actuaries' Table of Mortality, with interest at 4 per cent for business prior to Jan. 1, 1901; and according to the American Experience Table with interest at 3 per cent for business issued on or after Jan. 1, 1901.

THE UNITED STATES LIFE INSURANCE COMPANY IN THE CITY OF
NEW YORK.

STATEMENT FOR THE YEAR ENDING DECEMBER 31, 1901.

President—GEO. H. BURFORD.

Secretary—A. WHEELWRIGHT.

Principal Office—

273-275-277 Broadway, New York City.

Attorney and Chief Agent in Canada—

LEWIS A. STEWART.

Head Office in Canada—Toronto, Ont.

(Incorporated, February, 1850. License issued in Canada, 8th August, 1873.)

CAPITAL.

Amount of capital authorized, subscribed for and paid up in cash \$ 440,000 00

ASSETS IN CANADA.

Amount of loans made to Canadian policy-holders on the company's policies assigned as collaterals and premium obligations on Canadian policies in force \$ 9 059 14
Stocks and bonds, in deposit with the Receiver-General:—

	Par value.	Market value.
United States 2 per cent consols of 1930	\$ 40,000 00	\$ 43,600 00
District of Columbia 3'65 registered bonds	60,000 00	75,288 00
Province of New Brunswick debentures	46,280 00	46,637 50
City of Quebec 4 per cent coupon bonds	25,000 00	26,000 00
City of Winnipeg water works bonds	40,000 00	38,400 00

Total par and market values \$ 211,280 00 \$ 229,925 50

Total value of stocks and bonds carried out at market value	229,925 50
Interest accrued on bonds and policy loans	271 77
Interest accrued on Canadian deposit	1,990 04
Gross premiums due and uncollected on Canadian policies in force	\$ 5,554 72
Gross deferred premiums on same	2,166 90

Total outstanding and deferred premiums. \$ 7,721 62

Deduct cost of collection at 10 per cent 772 16

Net outstanding and deferred premiums 6,949 46

Total assets in Canada \$ 248,195 91

SESSIONAL PAPER No. 8

UNITED STATES LIFE—Continued.

LIABILITIES IN CANADA.

*Amount estimated to cover the net reserve on all outstanding policies in Canada.....	\$	224,291	00
Reserve for reversionary additions and premium reductions.....	\$	1,810	00
Reserve for life annuities.....		256	00
		<hr/>	
Total net reinsurance reserve.....	\$	226,357	00
Claims for death losses, unadjusted but not resisted.....		11,000	00
Rents accrued.....		75	00
		<hr/>	
Total liabilities in Canada.....	\$	237,432	00

INCOME IN CANADA.

Amount of premiums received in cash during the year on life policies in Canada.....	\$	53,533	48
Amount received for interest or dividends on stock, &c.....		3,988	40
Interest on policy loans.....		643	19
		<hr/>	
Total income in Canada during the year.....	\$	58,165	07

EXPENDITURE IN CANADA.

Net amount paid for death claims in Canada (of which \$1,000 accrued in previous years).....	\$	17,500	00
Net amount paid for matured endowments in Canada.....		1,000	00
Cash paid to annuitants.....		20	00
Cash paid for surrendered policies.....		1,909	87
Cash dividends paid Canadian policy-holders, \$428; applied in payment of premiums, \$203.....		631	00
		<hr/>	
Total net amount paid to policy-holders in Canada.....	\$	21,060	87
Cash paid for salaries, commissions and other expenses of officials in Canada.....		13,242	30
Cash paid for licenses, taxes, fees or fines in Canada.....		967	25
		<hr/>	
Total expenditure.....	\$	35,270	42

MISCELLANEOUS.

Number of new policies reported during the year as taken in Canada.....	154		
Amount of said policies.....		\$	233,700 00
Number of policies become claims (including matured endowments) in Canada during the year.....	7		
Amount of said claims.....			28,500 00
Number of policies in force in Canada at date (excluding annuities).....	975		
Amount of said policies.....		\$	1,644,720 00
Bonus additions thereon.....			2,435 00
		<hr/>	
Total net amount in force at date.....			1,647,155 00
Number of life annuities in force.....	1		
Amount of annual payments thereunder.....			20 00

*Based on Institute of Actuaries H^M Table, with interest at 4½ per cent upon policies issued prior to Jan. 1, 1900; and with interest at 3½ per cent upon policies issued on or after that date.

UNITED STATES LIFE—Continued.

EXHIBIT OF POLICIES (CANADIAN BUSINESS.)

In force at beginning of year—

	No.	Amount.	No.	Amount.
Whole-life policies	594	\$ 907,450 00		
Endowments	129	181,450 00		
Term and all other	208	480,020 00		
Bonus additions		2,435 00		
			931	\$ 1,571,355 00

New policies issued—

Whole-life	98	\$ 148,170 00		
Endowments	63	110,200 00		
Term and all other	29	95,500 00		
			190	353,870 00

Old policies revived	2	\$ 2,000 00		
Old policies increased and transferred	9	8,950 00		
			11	10,950 00

			1,132	\$ 1,936,175 00
Deduct terminated			156	289,000 00

In force at end of year—

Whole-life	612	\$ 917,570 00		
Endowments	172	267,650 00		
Term and all other	192	459,520 00		
Bonus additions		2,435 00		
			976	\$ 1,647,175 00

DETAILS OF TERMINATIONS.

	No.	Amount.
Terminated by death	6	\$ 27,500 00
" maturity	1	1,000 00
" expiry	26	52,000 00
" surrender	10	11,500 00
" lapse	81	134,500 00
Policies decreased and transferred	11	21,500 00
Policies not taken	21	41,000 00
	156	\$ 289,000 00

GENERAL BUSINESS STATEMENT FOR THE YEAR ENDING DECEMBER 31, 1901.

INCOME DURING THE YEAR.

Total premium income	\$ 1,322,959 85
Received for interest and dividends	362,555 76
Received for rent	43,438 17
Profit on sales of securities	1,687 65
Dividends and surrender values on reinsurances	807 62
Premium notes, loans or liens restored by revival of policies	502 50
Income from other sources	120 00
Total income	\$ 1,732,071 55

SESSIONAL PAPER No. 8

UNITED STATES LIFE—*Continued.*

DISBURSEMENTS DURING THE YEAR.

Total amount paid for losses and matured endowments.....	\$	759,711	16
Cash paid to annuitants.....		19,960	90
Premium notes voided by lapse.....		25,200	56
Cash dividends paid policy-holders.....		72,064	90
Dividends applied by policy-holders to pay running premiums.....		2,539	60
Dividends applied by policy-holders to purchase paid up additions and annuities.....		2,848	00
Surrender values paid in cash.....		133,148	07
Surrender values applied by policy-holders to pay running premiums...		508	39
Surrender values applied to purchase paid up insurance and annuities.		26,697	46
Cash paid stockholders for interest.....		30,800	00
Cash paid for salaries and allowances for agencies.....		84,677	86
Cash paid for commission to agents.....		217,454	79
Medical examiners' fees.....		22,210	99
Salaries of officers and office employees.....		69,335	70
Taxes, licenses and fees.....		30,162	77
Rent.....		32,604	14
Advertising.....		19,118	74
Printing and stationery.....		5,168	87
Postage.....		7,920	51
Legal expenses.....		13,173	51
Furniture.....		10,934	57
General expenses.....		24,492	46
Total disbursements.....	\$	1,610,733	95

ASSETS.

Cost value of real estate unencumbered.....	\$	642,652	18
Loans on bonds and mortgages (first liens) on real estate.....		4,944,130	00
Loans secured by pledge of bonds, stocks or other collaterals.....		8,345	58
Loans made in cash to policy-holders on the company's policies assigned as collaterals.....		415,831	38
Premium notes on policies in force.....		148,347	34
Cost value of bonds and stocks owned.....		1,666,504	82
Cash on hand and in banks.....		111,621	68
Bills receivable.....		3,530	00
Agents' balances secured.....		8,327	09
Total net ledger assets.....	\$	7,949,290	07

OTHER ASSETS.

Interest due and accrued.....		92,165	30
Market value of real estate over cost.....		22,747	82
Market value of stocks and bonds over cost.....		216,959	33
Net amount of uncollected and deferred premiums.....		197,396	96
Total assets.....	\$	8,478,559	48

1-2 EDWARD VII., A. 1902

UNITED STATES LIFE—*Concluded.*

LIABILITIES.

*Net reinsurance reserve.....	\$	7,728,960	00
Present value of amounts not yet due on matured instalment policies..		29,195	00
Commissions due to agents on premium notes when paid.....		10,919	00
Total unsettled claims.....		83,725	33
Unpaid dividends or other profits due policy-holders.....		5,313	00
Premiums paid in advance.....		3,546	26
Liability on policies cancelled, upon which a surrender value may be demanded.....		2,144	00
Other liabilities.....		2,198	66
		<hr/>	
Total liabilities.....	\$	7,866,001	25
		<hr/>	
Gross divisible surplus.....	\$	172,558	23
		<hr/> <hr/>	

EXHIBIT OF POLICIES.

Number of new policies issued during the year.....	3,651		
Amount of said policies.....		\$	7,864,453 00
Number of policies terminated during the year.....	3,002		
Amount of said policies.....			6,767,499 00
Number of policies in force at date.....	19,806		
Amount of said policies.....			41,710,076 00
			<hr/> <hr/>

*Computed according to the Actuaries' Table of Mortality, with 4 per cent interest; business of 1901 according to the American Experience Table of Mortality, with $3\frac{1}{2}$ per cent interest.

SUBSIDIARY HIGH COURT OF THE ANCIENT ORDER OF FORESTERS.

STATEMENT FOR THE YEAR ENDING DECEMBER 31, 1901.

President—SAMUEL H. KENT.

Secretary—WILLIAM WILLIAMS.

Head Office—Toronto.

(Incorporated June 13, 1898, by 51 Vic., cap. 91; amended in 1901 by 1 Edward VII., cap. 101. Commenced business on "Fund B" October 1, 1898. Dominion license issued February 12, 1900).

I. STATEMENT OF ACCOUNTS, &C., OF BENEFICIARY BRANCH, "FUND B."

ASSETS.

Amount secured by way of loans on real estate, by bond or mortgage, first liens.....	\$	5,500	00
Amount of loans to policy-holders on the company's policies assigned as collaterals.....		119	00
Huron & Erie Loan & Savings Company's stock, par value, \$4,350; cost value.....		6,829	50
Debtures of Loan Companies, viz. :—			
Dominion Loan & Savings Company, Toronto.....	\$	10,000	00
Huron & Erie Loan & Savings Co., London.....		5,000	00
Royal Loan & Savings Co., Brantford.....		5,000	00
Total carried out at par and cost value.....		20,000	00
Cash at head office.....		265	89
Cash in banks, &c., beneficiary fund :—			
Imperial Bank, Toronto.....	\$	3,766	16
Huron & Erie Loan & Savings Co., London.....		363	61
Dominion Loan & Savings Co., Toronto.....		946	51
Total carried out.....		5,076	28
Total net ledger assets.....	\$	37,790	67

OTHER ASSETS.

Market value of stock over cost.....	\$	1,218	00
Interest accrued.....		792	19
Books, chattels, &c.....		100	00
Net premiums in course of collection.....		1,454	23
Total assets.....	\$	40,137	09

1-2 EDWARD VII., A. 1902

SUBSIDIARY HIGH COURT OF THE ANCIENT ORDER OF FORESTERS
—Continued.

LIABILITIES.

* Amount computed to cover the net present value of all policies in force	\$	32,718 91
Claims for death losses due and unpaid		4,000 00
" " resisted—in suit		500 00
Due on account of general expenses		100 00
Premiums paid in advance		587 95
Total liabilities	\$	<u>37,906 86</u>
Surplus on policy-holders' account	\$	<u>2,230 23</u>

INCOME.

Gross cash received for premiums	\$	15,116 78
Amount received for interest and dividends		1,585 25
Total income	\$	<u>16,702 03</u>

EXPENDITURE.

Cash paid for death losses	\$	9,451 00
Cash paid for surrendered policies		6,545 87
Total amount paid policy-holders	\$	<u>15,996 87</u>
Cash paid for salaries, commissions and other expenses		2,985 96
Sundry expenditure		14 03
Total expenditure	\$	<u>18,996 86</u>

SUMMARY OF LEDGER ACCOUNTS.

Net ledger assets beginning of year	\$	40,085 50
Income as above		16,702 03
Total	\$	<u>56,787 53</u>
Expenditure as above		18,996 86
Balance, net ledger assets, December 31, 1901	\$	<u>37,790 67</u>

MISCELLANEOUS.

Number of new policies reported as taken during the year	212	
Amount of said policies		\$ 204,250 00
Number of policies become claims during the year	13	
Amount of said claims		13,451 00
Number of policies in force in Canada at date	889	
Amount in force at December 31, 1901		<u>750,378 00</u>

EXHIBIT OF POLICIES.

	No.	Amount.
In force at beginning of year (whole life)	1,071	\$ 684,089
New policies issued (whole life)	277	264,500
Total	1,348	\$ 948,589
Deduct terminated	459	198,211
Policies in force December 31, 1901, (whole life)	889	<u>\$ 750,378</u>

* Based on H^M. Table of Mortality, with interest at 4 p.c. for policies issued previous to January 1, 1900, and 3½ p.c. for those issued after that date, with a provision for excessive mortality.

SESSIONAL PAPER No. 8

SUBSIDIARY HIGH COURT OF THE ANCIENT ORDER OF FORESTERS

—Continued.

DETAILS OF TERMINATION.

	No.	Amount.
Terminated by death.....	13	\$ 13,451
" surrender.....	277	12,507
" lapse.....	104	112,003
Policies not taken.....	65	60,250
Total terminated.....	459	\$ 198,211

II. STATEMENT OF THE ACCOUNTS OF THE SUBSIDIARY HIGH COURT, A.O.F., OTHER THAN THE BENEFICIARY ACCOUNTS.

INCOME.

Receipts from members:—

Sick and funeral fees.....	\$ 16,141 35
Management dues.....	8,901 24
Companions of the Forest dues.....	826 70
Juvenile Federation dues.....	178 30

Total from members.....	\$ 26,047 59
-------------------------	--------------

Other receipts—Official organ.....	601 53
Guarantee fund.....	431 75
Special levy.....	116 09
Interest.....	75 72

Total income.....	\$ 27,272 68
-------------------	--------------

EXPENDITURE.

Funeral benefits.....	\$ 11,260 00
Extended sickness benefits.....	2,749 98
Supplies.....	609 78
Sundry expenses, viz.:—Medical examinations, \$509.50; salaries, \$2,585.98; general expenses, \$2,206.75; organizing expenses, \$3,459.91; expenses, Companions of the Forest, \$301.28; expenses, Juvenile Federation, \$68.82; High Court meeting, \$3,701.69; legislation expenses, \$508.10.....	13,342 03

Total expenditure.....	\$ 27,961 79
------------------------	--------------

ASSETS OF OTHER BRANCHES.

Cash at head office.....	\$ 1,898 70
Cash on deposit (other funds):—	
Huron & Erie Loan & Savings Co., (Comp. of Forest).....	\$ 2,239 68
Merchants Bank of Canada, (Comp. of Forest).....	1,207 85
Imperial Bank of Canada, (juvenile fund).....	494 85
Total cash on deposit.....	3,942 38
Net assets—other branches.....	\$ 5,841 08

1-2 EDWARD VII., A. 1902

SUBSIDIARY HIGH COURT OF THE ANCIENT ORDER OF FORESTERS
—Continued.

SUMMARY OF FUNDS, HIGH COURT, A. O. F.

Beneficiary fund	\$ 37,790 67
Sick and funeral fund	8,027 23
Companions of the Forest	3,629 73
Juvenile Federation	615 60
Guarantee fund	2,001 15
Special levy	517 91
Official organ	1,035 94
Total	\$ 53,618 23
Less overdraft, management fund, \$9,682.92; and supplies, \$303.56	9,986 48
Total assets	\$ 43,631 75

III. SUMMARY OF THE FINANCIAL STATEMENTS OF THE VARIOUS SUBORDINATE COURTS,
CIRCLES AND JUVENILE BRANCHES OF THE A.O.F. IN CANADA.

INCOME, 1901.

Fees and dues (less levies paid to High Court)	\$ 77,813 12
Interest	3,225 17
Rent	2,300 79
Sundry receipts (net)	1,384 66
Total income (net)	\$ 84,723 74

EXPENDITURE, 1901.

Paid for sickness benefits	\$ 43,978 66
Medical attendance and examinations	15,448 13
Grants to courts and members	3,377 04
Total paid to members	\$ 62,803 83
Paid for salaries, &c.	8,333 53
Rent, light and fuel	7,302 64
Sundry other expenses	5,679 28
Total expenditure	\$ 84,119 28
Excess of income over expenditure	\$ 604 46

ASSETS, DECEMBER 31, 1901.

Real estate	\$ 26,189 59
Mortgages	17,598 02
Bonds and debentures	12,530 75
Stock and goods	1,623 67
Shares in Hall Co.	1,016 43
Sundry securities	7,924 38
Cash in treasurers' hands	11,860 04
Cash in banks	71,890 30
Chattels and court property	9,587 50
Dues unpaid	10,928 33
Total assets in Canada	\$ 171,149 01

SESSIONAL PAPER No. 8

SUBSIDIARY HIGH COURT OF THE ANCIENT ORDER OF FORESTERS
—*Concluded.*

LIABILITIES.

Dues on mortgage loans	\$	5,650 00
Fees paid in advance		1,056 13
Other liabilities		10,594 64
		<hr/>
Total liabilities (excluding reserves)	\$	17,300 77
		<hr/> <hr/>

NOTE.—A number of courts, &c., had not made returns up to May 30, 1902.

STATEMENTS
OF
ACCIDENT, GUARANTEE, PLATE GLASS
STEAM BOILER,
BURGLARY GUARANTEE, SICKNESS AND INLAND TRANSIT
INSURANCE COMPANIES.

LIST OF COMPANIES

BY WHICH THE BUSINESS OF **ACCIDENT, GUARANTEE, PLATE GLASS, STEAM BOILER** AND OTHER INSURANCE WAS TRANSACTED IN THE DOMINION, DURING THE YEAR ENDING DECEMBER, 31, 1901.

ACCIDENT.

The Canada Accident Assurance Company.
 The Canadian Railway Accident Insurance Company.
 The Dominion of Canada Guarantee and Accident Insurance Company.
 The Employers' Liability Assurance Corporation (Limited).
 The London Guarantee and Accident Company (Limited).
 The Ocean Accident and Guarantee Corporation (Limited).
 The Ontario Accident Insurance Company.
 The Sun Life Assurance Company of Canada.
 The Travelers Insurance Company.

GUARANTEE.

The American Surety Company of New York.
 The Dominion of Canada Guarantee and Accident Insurance Company.
 The Employers' Liability Assurance Corporation (Limited).
 The Guarantee Company of North America.
 The London Guarantee and Accident Company (Limited).

PLATE GLASS INSURANCE.

The Canada Accident Assurance Company.
 The Dominion Plate Glass Insurance Company.
 The Lloyds Plate Glass Insurance Company.
 The New York Plate Glass Insurance Company.

STEAM BOILER INSURANCE.

The Boiler Inspection and Insurance Company of Canada (formerly the Canadian Steam Users' Insurance Association).

BURGLARY GUARANTEE.

The Dominion Burglary Guarantee Company (Limited).

SICKNESS INSURANCE.

The Canada Accident Assurance Company.
 The Canadian Railway Accident Insurance Company.
 The Dominion of Canada Guarantee and Accident Insurance Company.
 The Employers' Liability Assurance Corporation (Limited).
 The London Guarantee and Accident Company (Limited).
 The Ocean Accident and Guarantee Corporation (Limited).
 The Ontario Accident Insurance Company.
 The Subsidiary High Court of the Ancient Order of Foresters.
 The Supreme Court of the Independent Order of Foresters.

INLAND TRANSIT INSURANCE.

The British and Foreign Marine Insurance Company.
 The Marine Insurance Company (Limited).
 The Ocean Marine Insurance Company.

SESSIONAL PAPER No. 21b

THE AMERICAN SURETY COMPANY OF NEW YORK.

STATEMENT FOR THE YEAR ENDING DECEMBER 31, 1901.

President—H. D. LYMAN. | Secretary—H. B. ZEVELY.
 Principal Office—100 Broadway, New York.
 Chief Agent in Canada— | Head Office in Canada—Toronto.
 ALEXANDER DIXON.
 (Incorporated, April 14, 1884. Commenced business in Canada, July, 1887.)

CAPITAL.

Amount of joint stock capital authorized, subscribed for and paid up in cash.....\$ 2,500,000 00

ASSETS IN CANADA.

United States registered 4 per cent bonds in deposit with Receiver General: par value, \$50,000; book value, \$61,000; market value. \$ 55,937 00
 Province of New Brunswick 3 per cent bonds: par value, \$10,000; book value, \$9,700; market value..... 9,700 00
 Cash in banks, viz.:—
 Imperial Bank of Canada, Toronto.....\$ 150 00
 Canadian Bank of Commerce, Toronto..... 675 93
 Total 825 93
 Office furniture and fixtures 200 00
 Total.....\$ 66,662 93

OTHER ASSETS.

Interest due..... 150 00
 Gross premiums due and uncollected on Canadian policies in force (guarantee)..... 1,074 75
 Total assets in Canada.....\$ 67,887 68

LIABILITIES IN CANADA.

Total net amount of unsettled claims for guarantee losses in Canada...\$ 500 00
 Reserve of unearned premiums for all outstanding risks in Canada.... 4,340 01
 Total liabilities in Canada.....\$ 4,840 01

INCOME IN CANADA.

Gross cash received for premiums.....\$ 10,833 17
 Deduct reinsurance, rebate, abatement and return premiums..... 1,920 93
 Net cash received for premiums.....\$ 8,912 24
 Received for interest and dividends..... 2,738 77
 Total income in Canada.....\$ 11,651 01

1-2 EDWARD VII., A. 1902

AMERICAN SURETY COMPANY—*Continued.*

EXPENDITURE IN CANADA.

Net amount paid during the year for claims occurring in previous years (which claims were estimated in the last statement at \$5,084.29).....	\$	100	00
Amount paid for losses occurring during the year.....		1	84
Net amount paid for guarantee losses.....	\$	101	84
Commission and brokerage.....		1,603	91
Salaries, fees and all other charges of officials in Canada.....		1,479	83
Taxes in Canada.....		725	48
Miscellaneous payments, viz. :—			
Printing and stationery, \$5.50 ; duty and express, \$15.36 ; postage and telegrams, \$84.76 ; rent, \$261 ; sundries, \$391.73.....		758	35
Total expenditure in Canada.....	\$	4,669	41

RISKS AND PREMIUMS.

	No.	Amount.	Premiums.
Gross policies in force at date of last statement...	914	\$ 2,102,977	\$ 10,215 22
Taken during the year—new and renewed.....	1,483	2,541,423	10,523 56
Total.....	2,397	\$ 4,644,400	\$ 20,738 78
Deduct terminated.....	1,148	2,493,975	12,058 76
Gross and net in force at Dec. 31, 1901.....	1,249	\$ 2,150,425	\$ 8,680 02
Total number of policies in force in Canada at date.....	1,249		
Total net amount in force.....		\$	2,150,425 00
Total premiums thereon.....			8,680 02

GENERAL BUSINESS STATEMENT FOR THE YEAR ENDING DECEMBER 31, 1901.

LEDGER ASSETS.

Book value of real estate.....	\$	3,054,567	16
Mortgage loans on real estate.....		2,500	00
Loans secured by pledge of bonds, stocks or other marketable collaterals.....		60,654	62
Book value of stocks and bonds owned.....		1,618,962	85
Cash on hand and in bank.....		297,543	26
Other assets.....		19,525	07
Total.....	\$	5,053,752	96
Deduct ledger liabilities.....		16,145	50
Total net ledger assets.....	\$	5,037,607	46

NON-LEDGER ASSETS.

Interest due and accrued.....		4,448	75
Rents due and accrued.....		20,332	38
Market value of bonds and stocks over book value.....		198,798	65
Net amount of outstanding premiums.....		80,415	64
Total assets.....	\$	5,341,602	88

SESSIONAL PAPER No. 8

AMERICAN SURETY COMPANY—*Concluded.*

LIABILITIES.

Total amount of unpaid fidelity and surety losses	\$	278,262	61
Total unearned premiums.....		591,552	89
		<hr/>	
Total liabilities, except paid-up capital.....	\$	869,815	50
		<hr/>	
Capital stock paid up.....	\$	2,500,000	00
Surplus beyond capital and other liabilities.....		1,971,787	38
		<hr/> <hr/>	

INCOME DURING THE YEAR.

Net cash received for premiums.....	\$	1,014,650	30
Received for interest and dividends.....		95,654	16
Received for rents.....		191,684	91
Profit on sale or maturity of ledger assets.....		73,082	65
Cash recovered from losses paid in previous year.....		71,105	36
		<hr/>	
Total income.....	\$	1,446,177	38
		<hr/> <hr/>	

EXPENDITURE DURING THE YEAR.

Net amount paid for fidelity and surety losses.....	\$	508,485	06
Dividends paid stockholders.....		200,000	00
Commission or brokerage.....		56,207	69
Salaries, travelling and all expenses of agents and agencies not on commission account.....		185,320	12
Cost of adjustment, legal expenses and settlement of claims.....		13,080	73
Salaries, fees and other charges of officers and employees.....		181,802	96
Inspections.....		2,498	37
Taxes, licenses and fees.....		76,413	72
Rent.....		34,638	46
All other expenditure.....		167,385	65
		<hr/>	
Total expenditure.....	\$	1,425,832	76
		<hr/> <hr/>	

RISKS AND PREMIUMS.

	For Fidelity Risks.	For Surety Risks.
Amount of risks written or renewed during the year.....	\$139,504,879 00	\$208,778,925 00
Premiums thereon.....	579,331 35	603,547 61
Amount of risks expired and terminated.....	133,597,656 00	204,815,504 00
Premiums thereon.....	574,767 95	606,429 25
Amount in force at end of year.....	117,128,418 00	203,483,887 00
Premiums thereon.....	508,666 42	665,113 01
	<hr/>	<hr/>

THE BOILER INSPECTION AND INSURANCE COMPANY OF CANADA.

STATEMENT FOR THE YEAR ENDING DECEMBER 31, 1901.

President—JOHN L. BLAIKIE.

Secretary—H. N. ROBERTS.

Agent—W. B. McMURRICH, K.C.

Principal Office—Toronto.

(Incorporated, April 8, 1875, by 38 Vic., cap. 95; amended in 1882 by 45 Vic., cap. 102, and in 1889, by 52 Vic., cap. 97, and in 1892, by 55-56 Vic., cap. 68.

Commenced business in Canada, October 9, 1875.)

CAPITAL.

Amount of joint stock capital authorized.....	\$	500,000 00
Amount subscribed for.....		100,100 00
Amount paid up in cash.....		75,075 00

(For List of Shareholders, see Appendix.)

ASSETS.

Amount secured by way of loans on real estate, by bond or mortgage, first liens.....	\$	10,600 00
Amount of loans secured by bonds, stocks or other marketable colla- terals, viz.:—.....		23,500 00

	Par value.	Market value.	Amount loaned.
50 shares Commercial Cable Co. stock.....	\$ 5,000 00	\$ 8,500 00	\$ 8,000 00
50 " " " ".....	5,000 00	8,500 00	8,000 00
15 bonds Thousand Island R.R. Co.....	7,500 00	9,000 00	7,500 00
	<u>\$ 17,500 00</u>	<u>\$ 26,000 00</u>	<u>\$ 23,500 00</u>

Stocks and bonds owned by the company, viz.:—

	Par value.	Market value.
Town of Gananoque debentures.....	\$ 10,000 00	\$ 10,000 00
City of London, Ont., debentures.....	3,000 00	3,000 00
Canada Landed and National Investment Co.'s debentures.....	8,000 00	8,000 00
Town of Tilsonburg debentures.....	2,000 00	2,123 00
City of Guelph debentures.....	1,500 00	1,509 00
Town of Deseronto debentures.....	6,224 00	6,335 00
Township of Leeds and Lansdowne debentures.....	5,000 00	5,066 00
" Rear of Yonge and Escott debentures..	5,000 00	5,073 00
" Elizabethtown debentures.....	7,000 00	7,143 00
Town of Simcoe debentures.....	7,000 00	7,195 00
	<u>\$ 54,724 00</u>	<u>\$ 55,444 00</u>

(The above are on deposit with the Receiver General.)

Land Security Co's debentures.....	4,050 00	4,050 00
Consumers Gas Co's stock.....	4,650 00	9,999 87
Toronto Board of Trade debentures.....	200 00	100 00
City of London debentures.....	3,000 00	3,000 00
Township of Lohborough debentures.....	308 48	316 12
Canada Landed and N. I. Co's debentures.....	5,000 00	5,000 00
Toronto General Trusts' stocks.....	5,000 00	7,362 50
	<u>\$ 76,932 48</u>	<u>\$ 85,272 49</u>

Carried out at market value..... 85,272 49

Cash at head office..... 31 97

SESSIONAL PAPER No. 21b

BOILER INSPECTION AND INSURANCE COMPANY—*Continued.*ASSETS—*Concluded.*

Cash in banks, viz. :—	
Bank of Nova Scotia	\$ 184 54
Canadian Bank of Commerce	7,051 44
Home Savings and Loan Co.	619 86
Canadian Bank of Commerce, Savings Dept.	923 81
Bank of Ottawa	460 04
“ Savings Dept	1,669 66
Total cash in banks	\$ 10,909 35
Interest due and accrued on debentures, &c.	2,171 22
Office furniture and inspector's appliances	900 00
Special service accounts in course of collection	165 85
Agents' balances and outstanding premiums	7,701 30
Total assets	\$ 141,252 18

LIABILITIES.

Reserve of unearned premiums on all outstanding risks in Canada	\$ 46,867 00
Due for sundry small accounts for printing, advertising, &c., about	10 00
Dividends declared but not yet due	3,753 75
Total liabilities	\$ 50,630 75

INCOME.

Gross cash received for premiums	\$ 45,025 79
Deduct reinsurance, rebate, abatement and return premiums	4,609 70
Net cash received for premiums	\$ 40,416 09
Received for interest and dividends	5,405 85
Income from special service department	1,376 98
Total	\$ 47,198 92

EXPENDITURE.

Total amount paid during the year for losses	\$ 1,194 87
Amount of dividends paid during the year	7,507 50
Commission or brokerage	3,625 55
Salaries, fees and all other charges of officials	19,315 50
Taxes	868 01

Miscellaneous payments :—

General expenses, including rent, stationery, printing, postage, agency expenses, &c., \$1,905.26; travelling expenses, \$4,572.04; advertising, \$491.00; expenses, Montreal office, \$302.63; office furniture, &c., \$390.20; local inspections, \$57.00; accident insurance, \$270.00	7,988 13
---	----------

Total expenditure	\$ 40,499 56
-----------------------------	--------------

1-2 EDWARD VII., A. 1902

BOILER INSPECTION AND INSURANCE COMPANY—*Concluded.*

CASH ACCOUNT.

1900.	<i>Dr.</i>		
Dec. 31—To balance on hand and in banks at this date.....	\$	16,222	32
1901.			
Dec. 31—To income as above.....		47,198	92
Received from realization of investments.....		9,964	64
	\$	<u>73,385</u>	<u>88</u>
1901.	<i>Cr.</i>		
Dec. 31—By expenditure during the year as above.....		40,499	56
By investments.....		21,945	00
Balance in hand and in banks this date.....		10,941	32
	\$	<u>73,385</u>	<u>88</u>

RISKS AND PREMIUMS.

	No. of Boilers.	No. of risks.	Amount.	Premiums.
			\$	\$ cts.
Policies in force at date of last statement.....	2,756	1,278	4,671,525	79,699 31
Taken during the year—new.....	654	297	1,143,000	18,075 66
Taken during the year—renewed.....	971	580	1,559,475	22,628 34
Total.....	4,381	2,065	7,374,000	120,403 31
Deduct terminated.....	1,429	764	2,352,225	35,351 57
Gross and net in force at December 31, 1901.....	2,952	1,301	5,021,775	85,051 74

Total number of policies in force at date.....	1,301	
Total net amount in force.....	\$	5,021,775 00
Total premiums thereon.....		<u>85,051 74</u>

THE BRITISH AND FOREIGN MARINE INSURANCE COMPANY
(LIMITED).

STATEMENT FOR THE YEAR ENDING DECEMBER 31, 1901.

Chairman—RICHARD HOBSON.
Principal Office—Liverpool, Eng.

Secretary—ARTHUR MCNEILL.
Head Office in Canada—Montreal.

Chief Agents in Canada—Bond, Dale & Co.

(Organized, 1863 ; incorporated, August 5, 1867. Commenced business in Canada,
May 16, 1888.)

CAPITAL.

Amount of joint stock capital authorized and subscribed.	£ 1,340,000 = \$	6,521,333 33
" paid up in cash	268,000 =	1,304,266 67

ASSETS IN CANADA.

Stocks and bonds in deposit with the Receiver General, viz. :—

City of Montreal 4 per cent debentures	Par value.	\$ 112,000 00
" " " stock		5,000 00
Carried out at par value		\$ 117,000 00
Cash at head office in Canada		4,354 76
Total assets in Canada		\$ 121,354 76

LIABILITIES IN CANADA.

Net amount of unpaid inland transit losses	\$	1,150 00
--	----	----------

INCOME IN CANADA.

Net cash received for inland transit premiums	\$	8,681 54
Received for interest on bonds in Canada		4,680 00
Total income in Canada	\$	13,361 54

EXPENDITURE IN CANADA.

Commission or brokerage	\$	1,302 22
Total expenditure in Canada	\$	1,302 22

1-2 EDWARD VII., A. 1902

BRITISH AND FOREIGN MARINE—*Continued.*

CASH ACCOUNT.

1900.	<i>Dr.</i>		
Dec. 31.	To balance on hand and in banks.....	\$	2,477 33
1901.			
Dec. 31.	To income as above.....		13,361 54
		\$	<u>15,838 87</u>
1901.	<i>Cr.</i>		
Dec. 31.	By expenditure as above.....	\$	1,302 22
	By amount remitted to head office.....		10,181 89
	By balance on hand and in banks		4,354 76
		\$	<u>15,838 87</u>

RISKS AND PREMIUMS.

<i>Inland Transit Risks in Canada.</i>	No. NIM	Amount.	Premiums thereon.
Policies taken during the year.....	2,042	\$ 38,102,757	\$ 8,681 54
Deduct terminated	2,042	38,102,757	8,681 54

SESSIONAL PAPER No. 21b

BRITISH AND FOREIGN MARINE—*Concluded.*

GENERAL BUSINESS STATEMENT FOR THE YEAR ENDING DECEMBER 31, 1901.

DR.	PROFIT AND LOSS ACCOUNT.		CR.	
	£	s. d.	£	s. d.
To Balance December 31, 1900.....	99,134	13 6		
Less dividend for 2d half of year 1900.....	26,800	0 0		26,800 0 0
Balance underwriting account, 1900.....	72,334	13 6		
Interest account, 1901.....	231,658	6 3	168,334	18 9
	44,081	13 6	30,000	0 0
			198,334	18 9
			10,000	0 0
			521	8 0
			112,418	6 6
	£ 348,074	13 3	£ 348,074	13 3

UNDERWRITING ACCOUNT.		£ s. d.	
To Premiums, 1901, less returns, reinsurances, foreign taxes and agents' charges.....	470,277	0 10	
By Claims, 1901.....			152,601 13 7
Directors' remuneration—Liverpool and London.....			6,850 0 0
Auditors'			250 0 0
General expenses—Liverpool, London and New York.....			34,564 3 1
Balance carried down			276,011 4 2
	£ 470,277	0 10	£ 470,277 0 10

BALANCE SURETY, DECEMBER 31, 1901.		£ s. d.	
To Capital—67,000 shares at £20 per share	£1,340,000		
Reserve fund.....	268,000	0 0	
Balance profit and loss account brought down.....	725,000	0 0	
Balance underwriting account.....	112,418	6 6	
Reinsurance account (less expenses).....	276,011	4 2	
Underwriting suspense account.....	29,757	14 3	
Profit on sale of investments.....	40,000	0 0	
Dividends unpaid.....	8,198	1 8	
Transfer fees reserved.....	543	15 0	
Accounts due by the company.....	587	12 6	
	26,663	18 9	
	£1,487,180	12 10	£1,487,180 12 10

BALANCE SURETY, DECEMBER 31, 1901.

BALANCE SURETY, DECEMBER 31, 1901.		£ s. d.	
By Investments.....			1,165,584 8 10
Company's property—Castle St., Liverpool.....			67,500 0 0
Loans.....			17,617 1 5
			15,391 14 6
Stamps.....			1,266,093 4 9
Cash at bankers and on hand and bills receivable.....			1,139 17 4
Interest and rents accrued but not received.....			63,935 1 4
Accounts due to the company.....			17,413 11 2
			138,598 18 3
	£ 470,277	0 10	£ 470,277 0 10

THE CANADA ACCIDENT ASSURANCE COMPANY.

STATEMENT FOR THE YEAR ENDING DECEMBER 31, 1901.

President—R. WILSON SMITH. | *Secretary and Chief Agent*—T. H. HUDSON.
Head Office—Montreal.

(Incorporated June 23, 1887, by 50-51 Vic., cap. 106; amended in 1899 by 62-63 Vic., cap. 98. Commenced business in Canada, September 10, 1888.)

CAPITAL.

Amount of capital authorized.....	\$	500,000 00
" subscribed for.....		108,300 00
" paid up in cash.....		43,320 00
		43,320 00

(For List of Shareholders, see Appendix.)

LEDGER ASSETS.

Bonds and debentures in deposit with Receiver General, viz.:—

	Par value.	Market value.
Town of Whitby debentures.....	\$ 302 02	\$ 302 02
City of St. Catharines ".....	12,000 00	12,600 00
Town of St. Louis ".....	10,000 00	10,200 00
Province of New Brunswick, 4 p.c. bonds.....	5,000 00	5,400 00
" " 3 p.c. bonds.....	9,733 33	9,246 67
" Quebec, 5 p.c. bonds.....	1,000 00	1,080 00
Total par and market values.....	\$ 38,035 35	\$ 38,828 69

Carried out at market value.....	\$	38,828 69
Canada 3½ per cent inscribed stock, par value, \$37,960, market value.....		38,719 20
Cash on hand at head office.....		2,274 82
Cash in Canadian Bank of Commerce.....		16,521 72
Bills receivable.....		21 48
Agents' ledger balances.....		171 98
Plate Glass Trust deposit.....		100 00
Total.....	\$	96,637 89

OTHER ASSETS.

Office furniture.....		931 98
Interest accrued.....		254 46
Gross premiums due and uncollected on policies in force, viz.:—		
Accident.....	\$	1,434 75
Plate Glass.....		550 59
Sickness.....		185 20
Total.....	\$	2,170 54
Less commission, 25 per cent.....		542 63
Net amount of outstanding premiums.....		1,627 91
Total assets.....	\$	99,452 24

SESSIONAL PAPER No. 8

CANADA ACCIDENT—Continued.

LIABILITIES.

For Accident Losses.

Amount of losses claimed but not adjusted.....\$	117 14	
Amount of losses known or reported, proof not filed....	2,502 40	
Total.....\$	2,619 54	
Deduct reinsurance	177 91	
Total net amount of unsettled claims for accident losses.\$		2,441 63

For Plate Glass Losses.

Net amount of losses claimed, but not adjusted.....\$	409 15	
Net amount of losses known or reported, proof not filed.	78 65	
Total net amount of unsettled claims for plate glass losses.		487 80

For Sickness Losses.

Net amount of losses known or reported, proof not filed.\$	152 50	
Total net amount of unsettled claims for sickness losses.		152 50

Total net amount of unpaid claims.....\$	3,081 93	
Reserve of unearned premiums for all outstanding accident risks.....	11,522 44	
" " " plate glass risks....	13,812 12	
" " " sickness risks.....	1,922 82	
Due and accrued for reinsurance	457 50	
Agents' balances.....	226 81	
Total liabilities except capital stock in Canada.....\$	31,023 62	
Surplus on policy holders' account.....\$	68,428 62	

INCOME.

Accident Risks—

Gross cash received for premiums.....\$	31,770 95
Deduct reinsurance, rebate, abatement and return premiums	3,180 09
Net cash received for said premiums.....\$	28,590 86

Sickness Risks—

Gross cash received for premiums.....\$	3,920 45
Deduct reinsurance, rebate, abatement and return premiums	28 80
Net cash received for said premiums.....\$	3,891 65

Plate Glass Risks—

Gross cash received for premiums.....\$	12,115 07
Deduct reinsurance, rebate, &c.....	725 65
Net cash received for said premiums.....\$	11,389 42

1-2 EDWARD VII., A. 1902

CANADA ACCIDENT—*Continued.*INCOME—*Concluded.*

Total net cash received for premiums	\$	43,871	93
Received for interest and dividends		4,081	23
Total income	\$	47,953	16

EXPENDITURE.

Accident Risks—

Amount paid during the year for losses occurring in previous years (which losses were estimated in the last statement at \$3,972.32)	\$	2,924	10
Amount paid for losses occurring during the year	\$	7,018	35
Deduct reinsurances		559	19
Net amount paid during the year for said losses	\$	6,459	16
Total net amount paid during the year for accident losses .	\$	9,383	26

Sickness Risks—

Amount paid during the year for losses occurring in previous years (which losses were estimated in the last statement at \$532.86)	\$	532	86
Amount paid for sickness losses occurring during the year		225	98
Total net amount paid during the year for sickness losses .	\$	758	84

Plate Glass Risks—

Amount paid during the year for losses occurring in previous years (which losses were estimated in the last statement at \$599.68)	\$	593	02
Amount paid for losses occurring during the year		4,980	71
Total net amount paid during the year for plate glass losses	\$	5,573	73
Total net amount paid during the year for accident, sickness and plate glass losses	\$	15,715	83
Amount of dividends paid during the year		5,371	36
Paid or allowed for commission or brokerage		11,402	35
Salaries, fees and all other charges of officials		5,885	77
Paid for taxes		1,131	30
Miscellaneous payments, viz.:—Printing and stationery, \$503.33 ; advertising, \$346.10 ; elevator inspection, \$32 ; rent, \$596.67 ; postage and exchange, \$476.98 ; general expenses, \$505.49 ; office furniture, \$488.13		2,948	70
Total expenditure	\$	42,455	31

SESSIONAL PAPER No. 8

CANADA ACCIDENT—*Concluded.*

CASH ACCOUNT.

1900.	<i>Dr.</i>		
Dec. 31.	To balance on hand and in banks.....	\$	12,884 74
1901.			
Dec. 31.	To income as above.....		47,953 16
	To received from other sources.....		483 97
		\$	61,321 87
1901.	<i>Cr.</i>		
Dec. 31.	By expenditure as above.....	\$	42,455 31
	Sundry payments.....		70 02
	Balance in hand and in bank.....		18,796 54
		\$	61,321 87

RISKS AND PREMIUMS.

<i>Accident Risks in Canada.</i>	No.	Amount.	Premiums thereon.
Gross policies in force at date of last statement.	2,345	\$ 6,129,250 00	\$ 25,775 31
Taken during the year—new and renewed.....	2,931	8,170,200 00	31,103 88
Total.....	5,276	\$ 14,299,450 00	\$ 56,879 19
Deduct terminated.....	3,387	7,065,650 00	31,100 05
Gross in force at end of year.....	1,889	\$ 7,233,800 00	\$ 25,779 14
Deduct reinsured.....		596,164 00	2,734 25
Net in force on December 31, 1901.....	1,889	\$ 6,637,636 00	\$ 23,044 89

Sickness Risks.

Gross policies in force at date of last statement.	272		\$ 3,109 25
Taken during the year.....	877		3,845 65
Total.....	1,149		\$ 6,954 90
Deduct terminated.....	272		3,109 25
Gross and net in force at Dec. 31, 1901.....	877		\$ 3,845 65

Plate Glass Risks.

Gross policies in force at date of last statement.	2,016		\$ 27,744 91
Taken during the year.....	884		11,128 26
Total.....	2,900		\$ 38,873 17
Deduct terminated.....	916		10,240 22
Gross and net in force at December 31, 1901....	1,984		\$ 28,632 95

Total number of policies in force at date (accident, sickness and plate glass).....	4,750
Total premiums (accident, sickness and plate glass).....	\$ 55,523 49

THE CANADIAN RAILWAY ACCIDENT INSURANCE COMPANY.

STATEMENT FOR THE YEAR ENDING DECEMBER 31, 1901.

Vice-President—H. K. EGAN.
Chief Agent—JOHN EMO.

Secretary-Treasurer—J. P. DICKSON.
Head Office—Ottawa, Ont.

(Incorporated, July 23, 1894, by 57-58 Vic., cap. 118 ; amended in 1899 by 62-63 Vic., cap. 106. Commenced business in Canada, August 27, 1895.)

CAPITAL.

Amount of capital authorized	\$	500,000 00
" subscribed for		190,200 00
" paid up in cash		<u>38,040 00</u>

(For List of Shareholders, see Appendix.)

ASSETS.

Loans secured by mortgage, first liens on real estate	\$	5,000 00
Stocks and bonds in deposit with the Receiver General, viz. :—		
	Par value.	Market value.
Canada 3½ p.c. stock	\$ 20,000 00	\$ 20,000 00
Province of Quebec bonds	4,866 67	5,644 12
City of Ottawa bonds	564 49	583 75
City of Belleville bonds	5,000 00	5,132 88
Total par and market values	<u>\$ 30,431 16</u>	<u>\$ 31,360 75</u>
Carried out at par value		30,431 16
*Prescott Elevator bonds, par value		5,000 00
Cash on hand at head office		100 00
Cash in banks, viz. :—		
Royal Bank of Canada, special account	\$	14,009 20
" " current account		1,237 69
Total		<u>15,246 89</u>
Interest accrued and unpaid on stocks		233 33
Agents' balances		1,595 01
Market value of stock, bonds, &c., over par		929 59
Office furniture		1,389 20
†Outstanding premiums		23,263 23
Stationery and supplies on hand		1,476 69
Equipment		126 00
Total assets	\$	<u>84,791 10</u>

*Since disposed of at par and accrued interest.

†Including \$17,021 covered by accepted paymasters' orders from railroad employees.

SESSIONAL PAPER No. 8

CANADIAN RAILWAY ACCIDENT—Continued.

LIABILITIES.

Accident claims known or reported, claims not filed.....	\$	3,889	00
" resisted and in suit.....		840	43
<hr/>			
The net amount of unpaid accident claims.....	\$	4,729	43
Reserve of unearned premiums for all outstanding accident risks.....		50,323	40
<hr/>			
Total liabilities.....	\$	55,052	83

INCOME.

Gross cash received for accident policies.....	\$	114,299	81
Deduct reinsurance, rebate, abatement and return premiums.....		15,063	88
<hr/>			
Net cash received for accident premiums.....	\$	99,235	93
Received for interest and dividends.....		1,645	81
<hr/>			
Total.....	\$	100,881	74
Received for increased capital.....		740	00
<hr/>			
Total income.....	\$	101,621	74

EXPENDITURE.

Amount paid during the year for accident losses occurring in previous years (which losses were estimated in the last statement at \$4,287.33).....	\$	4,050	00
<hr/>			
Paid for accident losses occurring during the year.....	\$	35,847	83
Deduct reinsurances.....		15	00
<hr/>			
Net amount paid during the year for said claims.....	\$	35,832	83
<hr/>			
Net amount paid during the year for accident losses.....	\$	39,882	83
Net amount paid for sickness claims.....		2,966	97
Amount of dividends paid during the year.....		2,252	40
Commission or brokerage.....		29,211	94
Salaries.....		5,692	64
Taxes.....		1,180	74
Miscellaneous payments, viz.:—Travelling expenses, \$3,322.13; printing and stationery, \$3,001.63; rent, \$1,000; legal costs, \$178.50; postage, telegrams, &c., \$491.13; meetings, \$252.93; auditing, \$200; miscellaneous, \$260.38; furniture, \$254.75; express and freight charges, \$137.37; telephones, \$100.23; railroad bicycles, \$140; lighting, \$33.48.....		9,372	53
<hr/>			
Total expenditure.....	\$	90,560	05

CASH ACCOUNT.

1900.		1901.	
Dec. 31. To balance in hand and in banks.....	\$	14,466	45
1901.		Dec. 31. By expenditure as above.....	\$
Dec. 31. To income as above.....	101,621	90,560	05
		Agents' balances.....	48
		Investments.....	10,132
		Balance in hand and in banks at this date.....	15,346
			89
	\$		\$
	116,088		116,088
	19		19

CANADIAN RAILWAY ACCIDENT—*Concluded.*

RISKS AND PREMIUMS.

	IN CANADA.		
	No.	Amount.	Premiums.
		\$	\$ cts.
Gross policies in force at date of last statement.....	6,618	10,112,799	84,410 04
Taken during the year—new.....	9,623	14,663,215	117,837 12
Total	16,241	24,776,014	202,247 16
Deduct terminated (including renewed)	7,748	11,667,265	95,300 71
Gross in force at end of year	8,493	13,108,749	106,946 45
Deduct reinsured.....		187,000	1,006 28
Net in force Dec. 31, 1901	8,493	12,921,749	105,940 17

Total number of policies in force at date..... 8,493
 Total net amount..... \$ 12,921,749 00
 Total premiums..... 105,940 17

SESSIONAL PAPER No. 8

THE DOMINION BURGLARY GUARANTEE COMPANY, LIMITED.

STATEMENT FOR THE YEAR ENDING DECEMBER 31, 1901.

President—SAMUEL FINLEY.
Head Office—Montreal.

Secretary—WILLIAM J. KIRBY.
General Manager and Chief Agent—
CHAS. W. HAGAR.

(Incorporated April 26, 1893, 56 Vic., cap. 68; amended in 1901 by 1 Edward VII., cap. 95. Commenced business in Canada June 6, 1893.)

CAPITAL.

Amount authorized and subscribed for	\$	200,000 00
Amount paid up in cash		<u>60,000 00</u>

(For list of Shareholders, see Appendix.)

ASSETS.

*Stocks and bonds held by the company:—

	Par value.	Market value.	
	\$	\$	
Montreal Protestant school bonds—4 per cent.	<u>28,000 00</u>	<u>28,980 00</u>	
Carried out at par value			\$ 28,000 00
Burglar alarm plant.....			15,530 22
Fire alarm plant			8,867 23
Advance messenger service.....			782 32
Cash on hand at head office.....			858 46
Cash in Molsons Bank.....			25,561 12
Rents due and accrued.....			125 00
Office furniture.....			612 00
Outstanding premiums.....			1,316 35
Electric earnings outstanding—net.....			621 92
Special deposit in suit.....			200 00
Market value of stocks, bonds, debentures, &c., over cost.....			980 00
Total assets			<u>\$ 83,454 62</u>

LIABILITIES.

Net amount of losses unsettled.....	\$	726 46
Reserve of unearned premiums.....		8,813 56
Due for directors' fees, salaries, commission, &c.....		2,048 76
Cash dividends to stockholders remaining unpaid.....		4,800 00
Total liabilities (excluding capital stock).....	\$	<u>16,388 78</u>

INCOME.

For Burglary Guarantee Risks.

Gross cash received for premiums.....	\$	18,764 06
Deduct reinsurance, rebate, abatement and return premiums.....		<u>846 41</u>
Total net cash received for premiums.....	\$	17,917 65
Received for interest on bonds and mortgages		1,764 46
Total income.....	\$	<u>19,682 11</u>

* Deposited with Receiver General.

1-2 EDWARD VII., A. 1902

DOMINION BURGLARY GUARANTEE—*Concluded.*

EXPENDITURE.

For Burglary Guarantee Risks.

Net amount paid during the year for claims occurring in previous years (which claims were estimated in the last statement at \$25).....	\$	25	00
Amount paid for claims occurring during the year.....	\$	2,886	63
Deduct salvage and reinsurances.....		40	00
<hr/>			
Net amount paid during the year for said claims.....	\$	2,846	63
Total net amount paid during the year for burglary guarantee losses..		2,871	63
Amount of dividends paid during the year.....		4,800	00
Commission or brokerage		2,386	16
Salaries, fees and other charges of officials.....		4,065	00
Taxes		639	17
Miscellaneous payments, viz.:—Travelling expenses, \$50.10; printing and stationery, \$207.70; patrol, \$683.96; advertising, \$573.38; rent, \$200; legal expenses, \$660.80; sundries, \$846.84.....		3,222	78
<hr/>			
Total expenditure.....	\$	17,984	74

CASH ACCOUNT.

1900.	Dr.	1901.	Cr.
Dec. 31—To	balance in hand and in bank this date.	\$	24,731 66
1901.	Dec. 31—To	Income as above.....	19,682 11
		Electric and other branches earnings.....	2,409 96
		Bad debts recovered.....	50 87
		Insurance companies in settlement of claims for loss of installations destroyed by fire.....	1,315 90
			<hr/>
		\$	48,190 50
			<hr/>
		Dec. 31—By	Expenditure during the year as above.....
			\$
			17,984 74
			Special deposit in suit.....
			200 00
			New No. 5 loop.....
			428 91
			New line construction....
			2,897 65
			Advance messenger service.....
			259 62
			Balance in hand and in bank this date.. .. .
			26,419 58
			<hr/>
			\$
			48,190 50
			<hr/>

RISKS AND PREMIUMS IN CANADA

<i>Burglary Guarantee Risks.</i>	No.	Amount.	Premiums thereon.
Gross policies in force at beginning of the year....	1,839	\$ 2,263,566	\$ 18,056 12
Policies taken during the year—new.....	615	530,769	4,241 94
" " renewed.....	1,100	1,928,883	14,465 55
Total.....	3,554	\$ 4,723,218	\$ 36,763 61
Deduct terminated	1,962	2,399,170	19,136 50
Gross and net in force at Dec. 31, 1901....	1,592	\$ 2,324,048	\$ 17,627 11
Total number of policies in force at date.....	1,592		
Total net amount in force.....			\$ 2,324,048 00
Total premiums thereon.....			17,627 11

SESSIONAL PAPER No. 8-

THE DOMINION OF CANADA GUARANTEE AND ACCIDENT
INSURANCE COMPANY.

STATEMENT FOR THE YEAR ENDING DECEMBER 31, 1901.

President—GEO. GOODERHAM. | *General Manager*—J. E. ROBERTS.

Principal Office—Toronto, Ont.

(Incorporated June 23, 1887, by 50-51 Vic., cap. 105; amended in 1893 by 56 Vic., cap. 80; and in 1898 by 61 Vic., cap. 102; and in 1899 by 62-63 Vic., cap. 108. Commenced business in Canada, November 5, 1887.)

CAPITAL.

Amount of joint stock capital authorized.....	\$	1,000,000 00
Amount subscribed for.....		237,400 00
Amount paid up in cash		106,830 00
		1,000,000 00

(For List of Shareholders, see Appendix.)

ASSETS.

Amount secured by way of loans on real estate, by bond or mortgage, first liens.....	\$	10,518 66
Amount of loans as above on which interest has been over- due for one year or more previous to statement.....	\$	8,918 66

Stocks and bonds deposited with the Receiver General, viz. :—

	Par value.	Book value.
Canadian Government bonds.....	\$ 20,000 00	\$ 20,900 00
City of Hamilton debentures.....	20,000 00	21,570 00
City of Brantford	10,000 00	10,643 50
Town of Woodstock	17,000 00	19,036 60
Town of Dundas	9,000 00	9,477 00
City of Ottawa	5,546 50	5,681 83
City of Chatham	5,586 60	6,060 75
Total par and book values.....	\$ 87,133 10	\$ 93,369 68

Carried out at book value.....		93,369 68
Toronto Street Railway bonds (par value, \$9,733.33) cost value.....		10,122 67
Cash on hand at head office.....		2,724 89
Cash in Traders' Bank.....		11,651 74
Agents' balances.....		46 01
All other ledger assets.....		2,457 30
	\$	130,890 95

OTHER ASSETS.

Interest due.....	\$	170 10
Interest accrued.....		1,615 85
Total interest due and accrued.....		1,785 95

SESSIONAL PAPER No. 8

DOMINION OF CANADA GUARANTEE AND ACCIDENT—*Continued.*

EXPENDITURE—*Concluded.*

For Guarantee Risks—

Net amount paid for claims occurring in previous years (which claims were estimated in the last statement at \$5,000)	\$	Nil.
Amount paid for claims occurring during the year..		4,432 08
Deduct recoveries, &c		1,292 41
		<hr/>
Total net amount paid for guarantee claims..	\$	3,139 67

For Sickness Risks—

Net amount paid for claims occurring in previous years (which claims were estimated in the last statement at \$2,441.51).	\$	3,426 31
Amount paid for claims occurring during the year..		11,225 94
		<hr/>
Total net amount paid for sickness claims..	\$	14,652 25

Total amount paid for claims	\$	49,386 45
Commission or brokerage		34,781 75
Salaries, fees and all other charges of officials		9,567 94
Taxes		1,515 42

Miscellaneous payments, viz.:—

Sundry expenses, \$955.98 ; printing and advertising, \$3,239.36 ; law costs, \$1,050.48 ; office furniture, \$257.05 ; travelling expenses, \$2,050.39 ; rent, \$807.48 ; postage, telegraph, exchange and express, \$1,088.15 ; light, \$61.02 ; Employers' Liability transfer, \$100.01		9,709 92
--	--	----------

Total expenditure	\$	104,961 48
-----------------------------	----	------------

CASH ACCOUNT.

1900.	<i>Dr.</i>	
Dec. 31—To balance in hand and in banks	\$	11,531 64
1901.		
Dec. 31—To income as above		125,093 37
Received from realization of investments		800 00
Agents' balances repaid		175 38
Suspense account		4 28
Reinsurance account repaid		4,736 49
		<hr/>
	\$	142,341 16
1901.	<i>Cr.</i>	
Dec. 31—By expenditure as above	\$	104,961 48
By investments		10,122 67
Borrowed money returned		12,000 00
Mortgagors' account		880 38
Balance in hand and in banks at this date		14,376 63
		<hr/>
	\$	142,341 16

DOMINION OF CANADA GUARANTEE AND ACCIDENT—*Concluded.*

MISCELLANEOUS.

<i>Accident Risks.</i>	No.	Amount.	Premiums thereon.
Gross policies in force at date of last statement ...	9,946	\$ 18,033,139	\$ 88,495 87
Taken during the year—new	7,971	12,783,374	67,187 34
" " renewed	4,174	9,123,956	46,687 00
Total	22,091	\$ 39,940,669	\$ 202,370 21
Deduct terminated.....	10,573	18,987,611	94,999 19
Gross in force at end of year ...	11,518	\$ 20,953,658	\$ 107,371 02
Deduct reinsured.....		305,250	1,401 24
Net in force at December 31, 1901.	<u>11,518</u>	<u>\$ 20,648,408</u>	<u>\$ 105,969 78</u>
<i>Guarantee Risks.</i>			
Gross policies in force at date of last statement ...	636	\$ 2,506,352	\$ 11,190 90
Taken during the year—new.....	650	1,942,808	7,630 03
" " renewed.....	446	1,937,502	8,497 06
Total	1,732	\$ 6,386,462	\$ 27,227 99
Deduct terminated.....	822	3,429,992	14,190 03
Gross in force at end of year... ..	910	\$ 2,956,470	\$ 13,037 96
Deduct reinsured.....		284,110	1,180 43
Net in force at December 31, 1901.....	<u>910</u>	<u>\$ 2,672,360</u>	<u>\$ 11,857 53</u>
Total number of policies in force at date.....			12,428
Total net amount in force.....			\$ 23,320,768 00
Total premiums thereon			<u>117,827 31</u>

SESSIONAL PAPER No. 8

THE DOMINION PLATE GLASS INSURANCE COMPANY.

STATEMENT FOR THE YEAR ENDING DECEMBER 31, 1901.

President and Chief Agent—A. RAMSAY. | Secretary—E. DOWSLEY.

Principal Office—Montreal.

(Incorporated May 22, 1888, by 51 Vic, cap. 95. Commenced business in Canada,
Dec. 14, 1888, by taking over the plate glass business of A. Ramsay.)

CAPITAL.

Amount of joint stock capital authorized.....	\$	50,000 00
Amount subscribed for.....		25,000 00
Amount paid up in cash.....		10,000 00

(For List of Stockholders, see Appendix.)

ASSETS.

Bonds deposited with the Receiver General, viz.:—

	Par value.	Value in account.
Province of Quebec 5 per cent bonds	\$ 5,000 00	\$ 5,500 00
Montreal Protestant school board bonds	11,000 00	10,847 00
Total	\$ 16,000 00	\$ 16,347 00

Carried out at value in account	\$	16,347 00
Deposit with Underwriters' Association		100 00
Loans on personal security of A. Ramsay & Son		5,513 38
Cash on hand at head office.....		743 95
Cash in Quebec Bank, Montreal.....		2,084 57
Agents' balances		1,491 95
Office furniture and fixtures.....		400 00
Plate glass.....		780 00
Total assets.....	\$	27,460 85

LIABILITIES.

Reserve of unearned premiums for all outstanding plate glass risks....	\$	22,117 82
Total liabilities.....	\$	22,117 82

INCOME.

Gross cash received for premiums.....	\$	18,094 32
Deduct reinsurance, rebate, abatement and return premiums		975 60
Net cash received for premiums.....	\$	17,118 72
Received for interest on bonds.....		1,107 48
Total income.....	\$	18,226 20

1-2 EDWARD VII., A. 1902

DOMINION PLATE GLASS—*Concluded.*

EXPENDITURE.

Amount paid for plate glass losses occurring during the year.	\$ 7,845 34
Deduct savings and salvage.	1,294 06
Net amount paid for plate glass losses	\$ 6,551 28
Amount of dividends paid during the year.	1,875 00
Paid for commission or brokerage.	5,190 50
Salaries, fees and all other charge of officials in Canada.	2,050 00
Taxes	635 57
Sundry expenditure.	375 91
Total expenditure.	\$ 16,678 26

CASH ACCOUNT.

1900.		1901.	
Dec. 31—To balance in hand and in banks		Dec. 31—By expenditure as above.	\$16,678 26
at this date.	\$ 517 53	Investments—	
1901.		Montreal office, cash ac-	
Dec. 31—To income as above.	18,226 20	count.	8 50
A. Ramsay & Son.	869 86	Salvage plate glass.	233 00
Toronto agency.	184 69	Balance in hand and in bank	
		at this date.	2,828 52
	<u>\$19,798 28</u>		<u>\$19,798 28</u>

RISKS AND PREMIUMS.

	No.	Premiums thereon.	
Policies in force at date of last statement.	2,874	\$ 41,385 62	
Taken during the year—new.	1,229	10,978 23	
" " renewed	453	6,039 42	
Total	4,556	\$ 58,403 24	
Deduct terminated	1,511	13,575 48	
Gross and net in force December 31, 1901.	3,045	\$ 44,827 76	
Total number of policies in force.	3,045		
Total premiums on policies in force.			\$ 44,827 76

SESSIONAL PAPER No. 8

THE EMPLOYERS' LIABILITY ASSURANCE CORPORATION (LIMITED).

STATEMENT FOR THE YEAR ENDING DECEMBER 31, 1901.

President—LORD CLAUD HAMILTON. | *Secretary*—S. STANLEY BROWN.
Chief Agent in Canada—RICHARD I. GRIFFIN.
Principal Office—London, England. | *Head Office in Canada*—Montreal.

(Incorporated, 25th October, 1880. Licensed for Accident and Guarantee business
in Canada, 24th October, 1894, and commenced such business in 1895.

New license issued for Accident, Guarantee and Sickness
business, February 20, 1900.)

CAPITAL.

Amount of joint stock capital authorized.....	£	1,000,000
Amount subscribed for.....		750,000
Amount paid up in cash.....		150,000

ASSETS IN CANADA.

Stocks and bonds in deposit with the Receiver General, viz.:—

	Par value.	
Canada bonds.....	\$ 52,316 67	
Province of Quebec bonds.....	38,933 33	
Total.....	\$ 91,250 00	
Carried out at par value.....	\$	91,250 00
Cash at head office.....		530 00
Cash in banks in Canada, viz.:—		
Bank of Montreal.....	\$ 8,818 67	
Canadian Bank of Commerce.....	1,384 78	
Total.....		10,203 45
Office furniture (say).....		800 00
Agents' balances and outstanding premiums:—		
Accident.....	\$ 30,443 52	
Guarantee.....	2,115 92	
Sickness.....	1,477 96	
		34,037 40
Total assets in Canada.....	\$	136,820 85

LIABILITIES IN CANADA.

For Accident Losses in Canada—

Net amount of losses in Canada adjusted but not due (estimated).....	\$	672 85
Net amount of losses in Canada known or reported but proof not filed (estimated).....		20,000 00
Total net amount of unsettled claims for accident losses in Canada....	\$	20,672 85
Guarantee losses in Canada claimed but not adjusted.....		2,436 47
Sickness claims, adjusted but not due.....		80 71
Total net amount of unsettled claims for losses in Canada (estimated). \$		23,190 03

1-2 EDWARD VII., A. 1902

EMPLOYERS' LIABILITY—*Continued.*LIABILITIES IN CANADA—*Concluded.*

Reserve of unearned premiums upon all unexpired accident risks in Canada.....	61,031 72
Reserve of unearned premiums upon all unexpired guarantee risks in Canada.....	11,701 24
Reserve of unearned premiums upon all unexpired sickness risks in Canada.....	2,080 73
Total liabilities in Canada.....	<u>\$ 98,003 72</u>

INCOME IN CANADA.

<i>For Accident Risks in Canada—</i>	
Gross cash received for premiums	\$ 112,166 65
Deduct reinsurance, rebate, abatement and return premiums	4,316 14
Net cash received for said premiums.....	<u>\$ 107,850 51</u>
<i>For Guarantee Risks in Canada—</i>	
Gross cash received for premiums.....	\$ 24,575 50
Deduct reinsurance, rebate, abatement and return premiums.....	701 61
Net cash received for said premiums.....	<u>23,873 89</u>
<i>For Sickness Risks in Canada—</i>	
Gross cash received for premiums.....	\$ 3,175 25
Deduct reinsurance, rebate, abatement and return premiums	24 25
Net cash received for said premiums.....	<u>3,151 00</u>
Total income in Canada.....	<u>\$ 134,875 40</u>

EXPENDITURE IN CANADA.

<i>For Accident Risks in Canada—</i>	
Amount paid during the year for losses occurring in previous years (which losses were estimated in the last statement at \$20,315).....	\$ 24,287 50
Amount paid for losses occurring during the year..	23,809 67
Total net amount paid for accident losses..	<u>\$ 48,097 17</u>
<i>For Guarantee Risks in Canada—</i>	
Amount paid during the year for losses occurring in previous years (which losses were estimated in the last statement at \$4,018.81).....	\$ 9,071 52
Amount paid for losses occurring during the year..	\$ 5,809 45
Deduct savings and salvage.....	1,558 79
Net amount paid for said losses	<u>\$ 4,250 66</u>
Total net amount paid for guarantee losses.....	<u>\$ 13,322 18</u>

SESSIONAL PAPER No. 8

EMPLOYERS' LIABILITY—*Continued.*EXPENDITURE—*Concluded.**For Sickness Risks in Canada—*

Net amount paid for claims occurring during the
year..... \$ - 730 21

Net amount paid during the year for accident, guarantee and sickness losses	\$	62,149 56
Commission or brokerage in Canada.....		25,375 51
Salaries, fees and all other charges of officials in Canada.....		8,082 57
Taxes in Canada.....		1,143 85
Miscellaneous payments, viz.:—		
Travelling expenses, \$1,281.87; postage, telegrams, &c., \$1,744.19; charges, \$303.45; rent, \$617.40; printing and stationery, \$1,403.74; advertising, \$88.10; office furniture, \$178.09; legal expenses, \$201.12; bad debts, \$602.45; reinsurance, \$7.		6,427 41
Total expenditure in Canada.....	\$	<u>103,178 90</u>

RISKS AND PREMIUMS.

	No.	Amount.	Premiums thereon.
<i>Accident Risks in Canada—</i>			
Policies in force at date of last statement.....	1,264	\$ 7,172,000	\$ 75,826 12
Policies taken during the year—new.....	772	4,338,000	77,310 78
" " renewed.....	896	5,389,000	49,936 00
Total.....	2,932	\$ 16,899,000	\$ 203,072 90
Deduct terminated.....	1,318	7,491,000	81,009 46
Gross and net in force at December 31, 1901....	1,614	\$ 9,408,000	\$ 122,063 44
<i>Guarantee Risks in Canada—</i>			
Policies in force at date of last statement.....	2,610	\$ 3,715,205	\$ 18,987 67
Policies taken during the year—new.....	1,685	1,675,253	9,207 83
" " renewed.....	1,677	3,088,674	15,123 86
Total.....	5,972	\$ 8,479,132	\$ 43,319 36
Deduct terminated.....	2,820	4,000,105	19,916 87
Gross and net in force at December 31, 1901....	3,152	\$ 4,479,027	\$ 23,402 49
<i>Sickness Risks in Canada—</i>			
Policies in force at date of last statement.....	62	\$ 70,625	\$ 596 50
Policies taken during the year—new.....	658	458,638	3,737 75
" " renewed.....	47	52,250	451 00
Total.....	767	\$ 581,513	\$ 4,785 25
Deduct terminated.....	66	73,200	623 79
Gross and net in force at December 31, 1901....	701	\$ 508,313	\$ 4,161 46

SESSIONAL PAPER No. 8

Freehold premises.....	4,403 19 2
Loans on securities.....	10,590 11 9
	<u>£478,136 2 9</u>
Branch and agency balances.....	82,701 1 0
Amounts due from other companies.....	2,528 2 0
Outstanding premiums.....	5,991 15 6
Interest and rents accrued.....	5,508 19 5
Cash at bankers.....	£ 21,868 7 8
Cash in hand.....	16 9 9
	<u>21,884 17 5</u>
	<u>£596,750 18 1</u>

Revenue account balance.....	£234,059 3 2
Less—Interim dividend, Oct., 1901.....	3,750 0 0
	<u>280,309 3 2</u>
	<u>407,197 11 2</u>
	<u>£596,750 18 1</u>

. THE GUARANTEE COMPANY OF NORTH AMERICA.

STATEMENT FOR THE YEAR ENDING DECEMBER 31, 1901.

President and Manager—
EDWARD RAWLINGS. | *Secretary and Treasurer*—ROBERT KERR.
Head Office—57 Beaver Hall Hill, Montreal.

(Incorporated August 2, 1851, by Act of the Legislature of the late Province of Canada, 14-15 Vic., cap. 36; amended in 1873 by 36 Vic., cap. 22; and in 1880 by 43 Vic., cap. 71; and in 1881 by 44 Vic., cap. 57. Commenced business in Canada, April, 1872. Commenced business in the United States, January, 1881.)

CAPITAL.

Amount of capital authorized	\$	1,000,000 00
Amount subscribed for		668,600 00
Amount paid up in cash		304,600 00

(*For List of Stockholders, see Appendix.*)

LEDGER ASSETS.

Value of real estate (less encumbrances) held by the company	\$	64,350 00
Loans secured by bonds and mortgages, on which not more than one year's interest is due, constituting a first lien on real estate		1,000 00
Stocks and bonds owned by the company, viz. :—		

<i>Bonds.</i>	Par value.	Book value.	Market value.
Montreal Corporation	\$ 10,500 00	\$ 11,055 00	\$ 10,920 00
" Harbour	73,500 00	81,050 00	80,520 00
" Board of Trade	2,500 00	1,750 00
Lake Champlain and St. Lawrence Junction Railway	5,000 00	4,250 00	2,500 00
Canada Southern Railway	10,000 00	10,900 00	10,500 00
Province of Quebec	1,000 00	1,090 00	1,090 00
City of Brooklyn, New York, Reg'd	110,000 00	110,000 00	108,900 00
City of New York, Reg'd	100,000 00	106,500 00	105,000 00
City of Richmond, Va.	16,000 00	16,910 00	17,070 00
	\$ 328,500 00	\$ 343,505 00	\$ 336,900 00

<i>Stocks.</i>	Par value.	Book value.	Market value.
Montreal Corporation stock	\$ 41,800 00	\$ 54,493 00	\$ 54,718 00
Dominion of Canada	2,399 67	2,419 67	2,399 67
U. S. Guarantee Company	149,100 00	164,010 00	164,010 00
Philadelphia Bourse	275 00	275 00	275 00
Montreal Telegraph Co.	37,400 00	62,863 50	65,450 00
Western Union Telegraph Co.	40,000 00	33,800 00	37,000 00
Bell Telephone Co.	70,000 00	120,343 50	119,000 00
Bank of Montreal	10,000 00	25,400 00	25,900 00
Merchants Bank of Canada	20,000 00	30,448 50	30,000 00
Montreal Street Railway	10,000 00	27,720 00	27,000 00
	\$ 380,974 67	\$ 521,773 17	\$ 525,752 67
Total	\$ *709,474 67	\$ 865,278 17	\$ 862,652 67

Carried out at market value		862,652 67
Cash on hand at head office		2,430 95

*Of the above securities an amount of the par value of \$58,399.67 is on deposit with the Receiver General.

SESSIONAL PAPER No. 8

GUARANTEE COMPANY—*Continued.*

Cash in banks, viz. :—

Quebec Bank, Montreal	\$ 10,000 00
Canadian Bank of Commerce, Montreal,	10,000 00
Merchants Bank of Canada	10,000 00
Dominion Bank	10,000 00
Chase National Bank, New York	1,198 00
Bank of Montreal, Montreal	32,616 19
" Chicago	22,443 44
Cuyler, Morgan & Co., New York	20,693 21
National Bank of Kentucky, Louisville, Ky.	1,535 46
Bank of Buffalo, Buffalo, N.Y.	188 74
Standard Bank of Canada	11,554 44
Union Trust Co., Pittsburg, Pa.	6,929 07
Continental Bank, St. Louis, Mo.	423 55
Fourth National Bank, Nashville, Tenn.	540 33
Third National Bank, Atlanta, Ga.	4,328 76
Philadelphia Trust Safe Deposit and Insurance Co., Philadelphia, Pa.	4,015 92

Total cash in banks	\$ 146,467 11
-------------------------------	---------------

Total assets as per ledger accounts	\$ 1,076,900 73
---	-----------------

OTHER ASSETS.

Interest accrued and unpaid on stocks	8,369 26
Premiums in course of collection	7,990 38
Office furniture and fixtures, including safes at head office and branches	3,358 80
Total assets	\$ 1,096,619 17

LIABILITIES.

(1) *Liabilities in Canada.*

Net amount of unpaid claims	\$ 576 80
Reserve of unearned premiums for all outstanding risks in Canada	14,966 25
Due and accrued for salaries, rent, agency and other miscellaneous expenses, including commission for collecting outstanding premiums	5,247 20
Total liabilities in Canada	\$ 20,790 25

(2) *Liabilities in other countries.*

Net amount of losses claimed but not adjusted	\$ 3,111 50
" reported or supposed but not claimed	7,051 04
" resisted and in suit	39,188 57
Total amount of unsettled claims for guarantee losses (\$38,537.00 of which accrued in previous years)	\$ 49,351 11
Total reserve of unearned premiums for all outstanding risks	89,319 09
Due and accrued for salaries, rent, agency and other miscellaneous expenses, including commission for collecting outstanding premiums	6,352 48
Total liabilities in other countries	\$ 145,022 68
Total liabilities (except capital stock) in all countries	\$ 165,812 93
Surplus on policy-holders' account	930,806 24

1-2 EDWARD VII., A. 1902

GUARANTEE COMPANY—*Continued.*

INCOME.

<i>For Guarantee Risks.</i>	In Canada.	In other Countries.	
Gross cash received for premiums.....	\$ 29,806 08	\$ 185,597 14	
Deduct reinsurance, rebate, abatement and return premiums	2,912 10	32,087 29	
Net cash received for premiums	<u>\$ 26,893 98</u>	<u>\$ 153,509 85</u>	
Total net cash received for premiums in all countries.....			\$ 180,403 83
Received for interest and dividends on stock.....			40,929 26
Income received from all other sources, viz. :—Profit on sale of securi- ties, and balance of profit and loss account.....			1,842 00
Total income.....			<u>\$ 223,175 09</u>

EXPENDITURE.

<i>For Guarantee Risks.</i>	In Canada.	In other Countries.	
Net amount paid for claims occurring in previous years (which claims were estimated in the last statement at \$23,943.43).....		\$ 14,865 34	
Amount paid for claims occurring during the year....	\$ 11,250 97	\$ 25,082 13	
Deduct reinsurance and savings and salvage.....	3,901 11	7,211 10	
Net amount paid during the year for said claims.....	<u>\$ 7,349 86</u>	<u>\$ 17,871 03</u>	
Total net amount paid during the year for guarantee claims.....	<u>\$ 7,349 86</u>	<u>\$ 32,736 37</u>	
Total net amount paid during the year for claims or losses in all countries..			\$ 40,086 23
Amount of dividends paid during the year at 8 per cent.....			24,368 00
Commission or brokerage.....			4,844 55
Salaries, fees and all other charges of officials.....			56,612 37
Taxes, (state, national and municipal).....			6,224 45
Miscellaneous payments, viz. :—Advertising, \$1,382.87 ; rent, \$7,011.64 ; postage, exchange, telegrams, &c., \$5,131.40 ; printing and station- ery, \$2,975.16 ; legal expenses, \$809.97 ; office furniture, \$418.88 ; office expenses, \$2,827.95 ; inspection and revision expenses, \$13,029.71.....			33,587 58
Total expenditure.....			<u>\$ 165,723 18</u>

CASH ACCOUNT.

Dec. 31, 1900.	<i>Dr.</i>	
To balance in hand and in banks, as at this date.....		\$ 125,958 40
Dec. 31, 1901.		
To income as above		223,175 09
Received from realization of investments.....		36,960 00
		<u>\$ 386,093 49</u>
Dec. 31, 1901.	<i>Cr.</i>	
By expenditure during the year as above.....		\$ 165,723 18
Investments during the year.....		71,472 25
Balance in hand and in banks this date.....		148,898 06
		<u>\$ 386,093 49</u>

SESSIONAL PAPER No. 8

GUARANTEE COMPANY—*Concluded.*

RISKS AND PREMIUMS.

FOR GUARANTEE RISKS.	IN CANADA.		IN OTHER COUNTRIES.		TOTAL IN ALL COUNTRIES.	
	Amount.	Premiums thereon.	Amount.	Premiums thereon.	Amount.	Premiums thereon.
	\$	\$ cts.	\$	\$ cts.	\$	\$ cts.
Gross policies in force at date of last statement.....	6,944,528	30,329 04	42,251,631	163,572 97	49,196,159	193,902 01
Taken during the year—new.....	989,791	2,470 82	18,363,430	59,825 85	19,353,221	62,296 67
" " renewed..	6,713,478	27,434 91	39,967,356	126,880 92	46,680,834	154,315 83
Total.....	14,647,797	60,234 77	100,582,417	350,279 74	115,230,214	410,514 51
Deduct terminated, including re- newed.....	7,546,349	29,499 52	47,852,556	145,609 58	55,398,905	175,109 10
Gross in force at date.....	7,101,448	30,735 25	52,729,861	204,670 16	59,831,309	235,405 41
Deduct reinsured.	203,500	802 75	7,488,132	26,031 98	7,688,632	26,834 73
Net in force, Dec. 31, 1901	6,900,948	29,932 50	45,241,729	178,638 18	52,142,677	208,570 68
Total net amount in force.....						\$ 52,142,677 00
Total net premiums thereon.....						208,570 68

LLOYDS PLATE GLASS INSURANCE COMPANY.

STATEMENT FOR THE YEAR ENDING DECEMBER 31, 1901.

President—WILLIAM T. WOODS. | *Secretary*—CHAS. E. W. CHAMBERS.

• *Principal Office*—63 William Street, New York.

Head Office in Canada—Toronto.

Chief Agents in Canada—
EASTMURE & LIGHTBOURN.

(Incorporated, August, 1882. Commenced business in Canada, July 12, 1886.)

CAPITAL.

Amount of capital authorized, subscribed for and paid up in cash. . . . \$ 250,000 00

ASSETS IN CANADA.

Bonds on deposit with Receiver General, viz. :—

	Par value.	Market value.
Province of Manitoba bonds.	\$ 40,000 00	\$ 42,652 00
City of Ottawa bonds	6,000 00	6,453 60
" Hamilton bonds	7,198 00	7,527 75
" Montreal stock.	5,000 00	5,360 50
Total par and market values.	<u>\$ 58,198 00</u>	<u>\$ 61,993 85</u>

Carried out at market value \$ 61,993 85
 Deposit with Underwriters' Association. 100 00
 Premiums in course of collection. 7,879 65

Total assets in Canada. \$ 69,973 50

LIABILITIES IN CANADA.

Reserve of unearned premiums for all outstanding risks in Canada. . . . \$ 54,939 09

Total liabilities in Canada. \$ 54,939 09

INCOME IN CANADA.

Gross cash received by premiums during the year \$ 43,732 91
 Deduct reinsurance, rebate and return premiums. 2,516 95

Net cash received for premiums. \$ 41,215 96
 Received for interest and dividends 2,193 90

Total income in Canada. \$ 43,409 86

SESSIONAL PAPER No. 8

LLOYDS PLATE GLASS—*Continued.*

EXPENDITURE IN CANADA.

Amount paid for losses occurring during the year.....	\$23,550 73	
Deduct salvages and reinsurances.....	3,119 55	
Net amount paid during the year for said losses.....	<u>\$20,431 18</u>	
Net amount paid during the year for plate glass losses.....	\$	20,431 18
Commission or brokerage.....		16,486 39
Taxes.....		849 67
Miscellaneous payments, viz. :—		
Duty and other charges on supplies from head office, \$50.13 ;		
underwriters' association, \$206.73 ; insurance superintendence,		
\$20.01 ; travelling expenses, \$35 ; printing, \$8.....		319 87
Total expenditure in Canada.....	\$	<u><u>38,087 11</u></u>

RISKS AND PREMIUMS.

<i>Plate Glass Risks in Canada.</i>	No.	Amount.	Premiums thereon.
Gross policies in force at date of last statement ...	7,289	\$ 102,736 39
Policies taken during the year—new and renewed.	3,056	45,653 70
Total	10,345	\$ 148,390 09
Deduct terminated (including renewed)	3,187	33,256 97
Gross and net in force December 31, 1901.....	7,158	<u>\$ 110,133 12</u>
Total number of policies in force in Canada at date.....	7,158		
Total premiums thereon.....			\$ 110,133 12

GENERAL BUSINESS STATEMENT FOR THE YEAR ENDING DECEMBER 31, 1901.

LEDGER ASSETS.

Book value of real estate unencumbered.....	\$	245,763 18
Book value of stocks and bonds held by the company.....		289,295 94
Cash on hand and in banks.....		18,551 64
Total net or ledger assets.....	\$	<u>553,610 76</u>

NON-LEDGER ASSETS.

Market value of real estate over book value.....		19,236 82
" bonds and stocks over book value.....		46,068 46
Gross premiums in course of collection.....		45,745 02
Total admitted assets.....	\$	<u><u>664,661 06</u></u>

1-2 EDWARD VII., A. 1902

LLOYDS PLATE GLASS—*Concluded.*

LIABILITIES.

Net amount of unpaid losses	\$	3,214 02
Unearned premiums		232,454 39
Due and accrued for agency expenses, plate glass, glazing, &c		12,732 29
Total liabilities, except capital stock	\$	248,400 70
Capital stock paid up	\$	250,000 00
Surplus beyond capital and other liabilities		166,260 36

INCOME DURING THE YEAR.

Net cash received for premiums	\$	425,129 12
Interest and dividends		10,589 70
Rents		13,326 17
Total cash income	\$	449,044 99

EXPENDITURE DURING THE YEAR.

Net amount paid for losses	\$	197,879 40
Dividends to stockholders		25,000 00
Paid for commission to agents		135,276 25
Salaries and travelling expenses of agents, &c		2,252 19
Salaries of officers and office employees		50,381 59
Taxes, licenses and fees		16,402 59
Rent		2,302 96
Loss on sale or maturity of ledger assets		16,108 25
All other expenditure		19,722 56
Total expenditure	\$	465,325 79

RISKS AND PREMIUMS.

Plate glass risks, written or renewed during 1901	\$	16,177,614 00
Premiums thereon		448,519 53
Amount of risks terminated during the year		17,442,180 00
Premiums thereon		446,321 25
Net amount in force at December 31, 1901		17,063,024 00
Premiums thereon		465,247 70

SESSIONAL PAPER No. 8

THE LONDON GUARANTEE AND ACCIDENT COMPANY (LIMITED).

STATEMENT FOR THE YEAR ENDING DECEMBER 31, 1901.

<i>Principal Office</i> —		<i>Secretary</i> —E. G. LAUGHTON ANDERSON.	
61 Moorgate St., London, E.C., England.			<i>Manager for Canada</i> —D. W. ALEXANDER.
<i>Head Office in Canada</i> — Cor. King and Yonge Sts., Toronto.			

(Established, A. D. 1867. Commenced business in Canada, July, 1880.)

CAPITAL.

Amount of joint stock capital authorized	£250,000 sterling.
Amount subscribed for	150,000 "
Amount paid up in cash	<u>75,000 "</u>

ASSETS IN CANADA.

Stocks and bonds in deposit with Receiver General, viz:—

	Par value.	Book value.	
Canada inscribed stock	\$ 53,533 33	\$ 54,068 67	
City of Toronto debentures	19,466 67	19,077 33	
Canada 4 per cent inscribed stock	10,220 00	10,731 00	
Total par and market values	<u>\$ 83,220 00</u>	<u>\$ 83,877 00</u>	
Carried out at value in account			\$ 83,877 00
Cash at head office			3,387 31
Cash in Bank of Hamilton, Toronto			6,697 69
Agents' adjustments in Canada			359 37
Office furniture			1,000 00
Total			<u>\$ 95,321 37</u>

OTHER ASSETS.

Net amount of outstanding premiums—Accident	\$ 10,188 87	
" " Guarantee	1,577 86	
		<u>11,766 73</u>
Total assets in Canada		<u>\$ 107,088 10</u>

LIABILITIES IN CANADA.

Outstanding Claims in Canada.

Accident—claimed but not adjusted	\$ 105 25
" —known or reported, proofs not filed	3,895 00
Guarantee— " "	235 88
Sickness— " "	60 00
	<u>4,296 13</u>

LONDON GUARANTEE AND ACCIDENT—*Continued.*LIABILITIES IN CANADA—*Concluded.*

Total net amount of unsettled claims for losses in Canada	\$	4,296 13
Reserve of unearned premiums for all outstanding risks in Canada :—		
Guarantee	\$19,944 02	
Accident	33,288 18	
		<hr/>
Total reserve		53,232 20
Total liabilities in Canada	\$	<hr/> <hr/> 57,528 33

INCOME IN CANADA.

For Guarantee Risks in Canada.

Gross cash received for guarantee premiums	\$42,110 81	
Deduct reinsurance, rebate, abatement and return premiums	1,259 48	
		<hr/>
Net cash received for said premiums	\$	40,851 33

For Accident Risks in Canada.

Gross cash received for accident premiums	\$68,640 56	
Deduct reinsurance, rebate, abatement and return premiums	1,607 67	
		<hr/>
Net cash received for said premiums		67,032 89
Total net cash received for premiums in Canada	\$	<hr/> 107,884 22
Interest on deposit received direct in England		3,334 64
		<hr/>
Total income in Canada	\$	<hr/> <hr/> 111,218 86

EXPENDITURE IN CANADA.

For Guarantee Risks in Canada.

Net amount paid during the year for losses occurring in previous years (which losses were estimated in last statement at \$4,238.75)	\$ 1,472 20	
Amount paid for losses occurring during the year	\$2,067 47	
Deduct recoveries	678 25	
		<hr/>
Net amount paid during the year for said losses	1,389 22	
Total net amount paid during the year for guarantee losses	\$	<hr/> 2,861 42

For Accident Risks in Canada.

Net amount paid during the year for accident losses occurring in previous years (which losses were estimated in the last statement at \$11,030)	\$13,488 72	
Net amount paid for accident losses occurring during the year	27,695 15	
		<hr/>
Total net amount paid during the year for accident losses		41,183 87

SESSIONAL PAPER No. 8

LONDON GUARANTEE AND ACCIDENT—*Continued.*EXPENDITURE IN CANADA—*Concluded.**For Sickness Risks in Canada.*

Net amount paid for claims occurring in previous years (which claims were estimated at \$340 in last state- ment).....	\$ 895 00	
Net amount paid for sickness losses occurring during the year.....	2,115 53	
Total net amount paid during the year for sickness losses.....	\$	3,010 53
Total net amount paid during the year for guarantee, accident and sickness losses.....	\$	47,055 82
Paid for commission or brokerage in Canada.....		24,410 89
" salaries, fees and other charges of officials in Canada.....		11,857 34
" taxes in Canada.....		1,906 27
Miscellaneous payments, viz.:—Law costs, \$752.22; medical fees, \$290.50; printing and stationery, \$1,507.70; travelling expenses, \$2,580.05; postage and telegrams, \$775.51; rent, \$1,505; agency charges, \$256.98; elevator inspection, \$29.50; sundry expenses, \$1,344.89; advertising, \$866.49.....		9,908 84
Total expenditure in Canada.....	\$	95,139 16

RISKS AND PREMIUMS.

<i>Guarantee Risks in Canada.</i>	No.	Amount,	Premium.
Gross policies in force at date of last statement.....	2,180	\$ 7,391,407	\$ 34,400 14
Taken during the year—new.....	966	3,983,459	19,094 43
" " renewed.....	1,537	4,076,750	22,011 72
Total.....	4,683	\$ 15,361,616	\$ 75,506 29
Deduct terminated.....	2,262	7,686,007	35,618 26
Gross and net in force at Dec. 31, 1901.	2,421	\$ 7,675,609	\$ 39,888 03
<i>Accident Risks in Canada.</i>			
Gross policies in force at date of last statement.....	5,202	\$ 12,896,266	\$ 60,857 37
Taken during the year—new.....	2,518	5,009,975	27,305 02
" " renewed.....	3,305	8,760,866	39,966 30
Total.....	11,025	\$ 26,667,107	\$128,128 69
Deduct terminated.....	5,263	13,089,266	61,552 33
Gross and net in force at Dec. 31, 1901.....	5,762	\$ 13,577,841	\$ 66,576 36

Total number of policies in force in Canada at date.....	8,183	
Total net amount in force.....	\$	21,253,450 00
Total premiums thereon.....		106,464 39

1-2 EDWARD VII., A. 1902

LONDON GUARANTEE AND ACCIDENT—*Concluded.*

GENERAL BUSINESS STATEMENT FOR THE YEAR ENDED DECEMBER 31, 1901.

REVENUE ACCOUNT, FOR THE YEAR ENDED DECEMBER 31, 1901.

EXPENDITURE.	£ s. d.	INCOME.	£ s. d.
To claims, balance of account, and costs and expenses <i>re</i> settlements..	132,058 16 1	By premiums, less bonus and rebates to assured and reassurances..	264,630 11 7
To charges:—Branch and agency commission, including reserves <i>re</i> balances, policy stamps..	65,828 7 11	By interest and profit and loss	14,451 12 1
To income and other taxes, home and foreign	7,348 17 6		
To advertising, agency extension, printing and stationery.....	7,712 11 10		
To rent, salaries and general law charges, directors', auditors', medical and other fees.....	25,471 0 4		
To postages, receipt stamps and miscellaneous charges.....	4,527 4 3		
To reserve fund	5,000 0 0		
To interim dividend paid Sept., 1901..	£ 3,125 0 0		
To balance carried to balance sheet	28,010 5 9		
	31,135 5 9		
	£279,082 3 8		£279,082 3 8

BALANCE SHEET, AS ON DECEMBER 31, 1901.

£ s. d.	£ s. d.
To capital:—50,000 shares of £5 each	£250,000
of which are subscribed:	
25,000 ordinary shares £2 paid	£50,000
5,000 5% pref. shares fully paid	25,000
To unclaimed dividends.....	75,000 0 0
To sundry creditors	601 7 9
To reserve for claims under investigation.....	10,446 12 1
To reserve.....	101,040 0 0
To reserve.....	120,000 0 0
To revenue account, including provision for current policies—	
Balance from last year, after payment of dividend	£158,219 8 1
Add balance of account for the year ending this date	28,010 5 9
	186,229 13 10
	£493,317 13 8
By investments:—At cost, less sinking fund	429,818 18 6
Certain of the above investments are deposited in connection with Government business in England, and others abroad under foreign or colonial state laws.	
By branch and agents' balances	£40,884 9 11
Less reserve for commission, &c.....	11,175 0 0
	29,709 9 11
By cash at London bankers	5,410 16 7
By cash at banks at home and abroad.....	3,866 18 7
By cash in hands of trustees.....	19,060 0 0
By cash in transit	4,508 1 1
By cash on hand at head office and branches....	943 9 0
	33,789 5 3
	£493,317 13 8

THE MARINE INSURANCE COMPANY (LIMITED).

STATEMENT FOR THE YEAR ENDING DECEMBER 31, 1901.

President—ROBERT BARING. | *Secretary*—HENRY G. R. MAUGHAN.

Principal Office—20 Old Broad Street, London, Eng.

Head Office in Canada—Halifax. | *Chief Agent in Canada*—W. J. G. THOMSON.

(Established, July 30, 1836 ; incorporated in January, 1881. Commenced business in Canada, December 14, 1896.)

CAPITAL.

Amount of joint stock capital authorized and subscribed for.....	£	1,000,000
" paid up in cash		<u>180,000</u>

ASSETS IN CANADA.

Canada 4 per cent bonds in deposit with the Receiver General, par value. \$	<u>102,200 00</u>
---	-------------------

LIABILITIES IN CANADA.

Total liability in Canada.....	<u>Nil.</u>
--------------------------------	-------------

INCOME IN CANADA.

Net cash received for premiums.....	\$	<u>10,423 94</u>
-------------------------------------	----	------------------

EXPENDITURE IN CANADA.

Paid for claims occurring during the year.....	\$	2,500 00
Paid for commission or brokerage.....		1,042 39
Total expenditure.....	\$	<u>3,542 39</u>

RISKS AND PREMIUMS.

<i>For Inland Transit Risks in Canada.</i>	Amount.	Premiums thereon.
Policies taken during the year.....	\$ 28,087,165	\$ 10,423 94
Deduct terminated.....	<u>23,087,165</u>	<u>10,423 94</u>

1-2 EDWARD VII., A. 1902

MARINE INSURANCE COMPANY—*Concluded.*

GENERAL BUSINESS STATEMENT FOR THE YEAR ENDING DECEMBER 31, 1901.

BALANCE SHEET.

		LIABILITIES.		
		£.	s.	d.
Capital account, viz:—				
Capital subscribed	£1,000,000 0 0			
Less amount not called up	820,000 0 0			
		180,000	0	0
Reserve fund		600,000	0	0
Sundry creditors		41,329	8	5
Balance of underwriting account on the 31st December, 1901	£ 388,693 5 4			
The amount of settlements during 1901, applicable to 1900 and former years, was	£ 76,591 1 11			
Amount paid for dividends	80,000 0 0			
		156,591	1	11
		232,102	3	5
Net amount of premiums and interest on investments for 1901, was	£272,588 16 9			
Settlements and office expenses for the year, 1901, were	89,388 1 0			
		183,200	15	9
		£ 1,236,632	7	7

ASSETS.

Securities—				
Government, metropolitan and stock guaranteed by government	£170,831 1 10			
Indian government	49,062 10 6			
Indian railway	100,066 0 10			
Colonial	111,557 6 3			
Foreign government and American	194,490 13 8			
British railway	176,377 12 1			
Other	281,159 15 2			
		£ 1,083,545	0	4
House property		65,530	16	1
Amount due for premiums and on reinsurance account		71,017	17	11
Bills receivable		60	5	0
Sundry debtors		93	8	11
Cash at bankers		16,384	19	4
		£ 1,236,632	7	7

NEW YORK PLATE GLASS INSURANCE COMPANY.

STATEMENT FOR THE YEAR ENDING DECEMBER 31, 1901.

President—MAX DANZIGER. | Secretary—MAJOR A. WHITE.
 Principal Office—24 Pine Street, New York.
 Head Office in Canada—Montreal. | Chief Agent in Canada—GUSTAVE FAUTEUX
 (Incorporated, March, 1891. Commenced business in Canada, January, 1900.)

CAPITAL.

Amount of capital authorized, subscribed for and paid up in cash. . . . \$ 100,000 00

ASSETS IN CANADA.

Bonds on deposit with Receiver General, viz. :—

	Par value.	Market value.
Canada 4 per cent bonds.	\$ 10,000 00	\$ 10,200 00

Carried out at market value.	\$ 10,200 00
All other ledger assets.	100 00
Premiums due and uncollected.	1,410 82
Total assets in Canada.	\$ 11,710 82

LIABILITIES IN CANADA.

Net amount of losses in Canada due and unpaid.	\$ 9 51
Reserve of unearned premiums for all outstanding risks in Canada.	5,785 10
Commission on unpaid premiums.	423 24
Total liabilities in Canada.	\$ 6,217 85

INCOME IN CANADA.

Gross cash received for premiums during the year.	\$ 6,860 23
Deduct reinsurance, rebate, abatement and return premiums.	1,597 83
Net cash received for premiums.	\$ 5,262 40
Received for interest and dividends.	400 00
Total income in Canada.	\$ 5,662 40

1-2 EDWARD VII., A. 1902

NEW YORK PLATE CLASS—*Continued.*

EXPENDITURE IN CANADA.

Net amount paid for losses occurring in previous years (which losses were estimated in the last statement at \$189.45).....	\$	189 45
Amount paid for claims occurring during the year.....	\$	2,984 24
Less salvages.....		485 15
Net amount paid for said losses.....	\$	2,499 09
Total net amount paid during the year for plate glass losses.....	\$	2,688 54
Commission or brokerage.....		1,464 57
Taxes.....		1,009 88
All other payments.....		105 55
	\$	<u>5,268 54</u>

RISKS AND PREMIUMS.

<i>Plate Glass Risks in Canada.</i>	No.	Amount.	Premiums thereon.
Policies in force at date of last statement.....	1,061	\$ 99,102	\$ 7,156 81
Taken during the year—new and renewed.....		96,182	7,582 77
Total.....		\$ 195,284	\$ 14,739 58
Deduct terminated.....		67,179	3,938 85
Gross and net in force Dec. 31, 1901.....	605	\$ 128,105	\$ 10,800 73
Total number of policies in force in Canada at date.....	605		
Total net amount in force.....			\$ 128,105 00
Total premiums thereon.....			<u>10,800 73</u>

GENERAL BUSINESS STATEMENT FOR THE YEAR ENDING DECEMBER 31, 1901.

INCOME DURING THE YEAR.

Net cash received for premiums.....	\$	270,475 07
Interest.....		11,566 60
Income from other sources.....		2,175 00
Total income during the year.....	\$	<u>284,216 67</u>

EXPENDITURE DURING THE YEAR.

Net amount paid for plate glass losses.....	\$	104,195 99
Cash paid stockholders for interest or dividends.....		10,000 00
Commission or brokerage.....		86,345 57
Salaries, travelling expenses of agents and agencies.....		6,739 89
Salaries of officers and home office employees.....		28,268 67
Taxes, licenses and insurance department fees.....		10,100 52
Rent.....		3,369 92
Legal expenses.....		121 44
All other expenditure.....		12,191 43
Total expenditure.....	\$	<u>261,333 43</u>

SESSIONAL PAPER No. 8

NEW YORK PLATE GLASS—*Concluded.*

LEDGER ASSETS.

Mortgage loans on real estate.....	\$	2,000	00
Book value of bonds and stocks.....		326,025	74
Cash on hand and in banks.....		21,828	26
Total net ledger assets.....	\$	349,854	00

NON-LEDGER ASSETS.

Market value of bonds and stocks over book value.....		60,509	26
Net premiums in course of collection, not over 3 months due.....		33,166	38
Outstanding interest.....		89	50
Total assets.....	\$	443,619	14

LIABILITIES.

Total amount of unpaid claims and expenses.....	\$	3,234	84
Total unearned premiums for plate glass risks.....		138,781	20
Dividends to stockholders declared but not yet due.....		5,000	00
Salaries, rents, expenses, &c., due or accrued.....		517	33
Due for return premiums.....		1,671	55
Total liabilities.....	\$	149,204	92

RISKS AND PREMIUMS.

For Plate Glass Risks.

Amount of policies written or renewed during the year.....	\$	13,488,718	00.
Premiums thereon.....		332,317	16
Amount of policies terminated during the year.....		13,614,492	00
Premiums thereon.....		310,065	21
Net amount of policies in force at December 31, 1901.....		11,368,742	00
Premiums thereon.....		276,792	94

SESSIONAL PAPER No. 8

OCEAN ACCIDENT AND GUARANTEE—Continued.

INCOME IN CANADA.

Gross cash received for accident premiums.....	\$ 200,142 93	
Deduct reinsurance, rebate, abatement and return premiums.....	3,169 29	
Net cash received for accident premiums.....		\$ 196,973 64
Received for interest and dividends.....		3,235 87
Total income in Canada.....		<u>\$ 200,209 51</u>

EXPENDITURE IN CANADA.

For Accident Risks.

Amount paid during the year for accident losses occurring in previous years (which losses were estimated in the last statement at \$34,704.42).....	\$ 54,653 84
Amount paid for accident losses occurring during the year.....	\$ 71,497 15
Deduct salvages and reinsurances.....	649 23
Net amount paid during the year for said losses.....	\$ 70,847 92
Total net amount paid during the year for accident losses.....	\$ 125,501 76

For Sickness Risks in Canada.

Amount paid during the year for sickness losses occurring in previous years (which losses were estimated in the last statement at \$3,847.58).....	\$ 4,102 21
Amount paid for sickness losses occurring during the year.....	7,038 67
Total net amount paid during the year for sickness losses.....	\$ 11,140 88

Total net amount paid during the year for accident and sickness losses in Canada.....	\$ 136,642 64
Commission or brokerage.....	59,089 40
Salaries, fees and all other charges of officials.....	2,738 02
Taxes.....	2,084.64
Miscellaneous payments:—	
Legal expenses, \$8; stationery, \$116.41; advertising, \$242; rent, \$1,325.07; office furniture and repairs, \$162.25; sundry expenses, \$16; light, \$95.63; elevator inspection, \$47; fire insurance, \$21.82; insurance superintendence, \$102.05; telephone, \$98.95; commercial agency, \$50; duty, \$223.51.	2,508 69

Total expenditure in Canada.....	<u>\$ 203,063 39</u>
----------------------------------	----------------------

RISKS AND PREMIUMS.

<i>Accident Risks in Canada.</i>	No.	Amount.	Premiums thereon.
Policies in force at date of last statement.....	7,409	\$ 26,982,533	\$ 177,186 66
Taken during the year—new.....	3,508	11,657,000	89,002 51
" renewed.....	4,664	17,134,450	94,138 26
Total.....	15,581	\$ 55,773,983	\$ 360,327 43
Deduct terminated.....	7,785	28,120,283	185,658 45
Gross and net in force at December 31, 1901....	<u>7,796</u>	<u>\$ 27,653,700</u>	<u>\$ 174,668 98</u>
Total number of policies in force in Canada at date.....	7,796		
Total net amount in force.....			\$ 27,653,700 00
Total premiums thereon.....			<u>174,668 98</u>

OCEAN ACCIDENT AND GUARANTEE—Continued.

GENERAL BUSINESS STATEMENT FOR THE YEAR ENDED DECEMBER 31, 1901.

REVENUE ACCOUNT.

	£	s.	d.	£	s.	d.
To balance of revenue account, December 31, 1900	27,186	3	6			
Less dividend and bonus paid March, 1901,				598,227	0	10
less tax.....	24,265	0	10	163,869	0	0
To provision for liability on unexpired risks, brought forward from December 31, 1900.....	282,548	3	10			
Premiums, &c., less reinsurances and bonus to assured.....	1,090,501	16	3			
Interest, dividends and rents, less provision for investments redeemable at par, and for depreciation of leaseholds.....	29,793	13	9			
Transfer fees.....	63	6	8			
				£ 434,358	0	10
				299,537	18	1
				733,895	18	11
				80,389	10	2
				125,983	8	9
				158,355	8	9
				1,367	17	11
				305,835	18	8
				£ 1,405,828	3	2

	£	s.	d.	£	s.	d.
To balance brought down.....	305,835	18	8			
Amount transferred from Reserve Fund below.....	75,000	0	0			
				£ 380,835	18	8

By investments, viz:—

	£	s.	d.	£	s.	d.
British and colonial government and provincial securities.....	150,053	3	6			
Foreign government securities.....	88,161	9	2			
State and municipal bonds.....	208,381	18	5			
Indian railway stock.....	2,432	3	3			
Bank of England stock.....	2,003	3	0			
British and colonial railway mortgage bonds and ordinary stocks.....	222,721	18	6			

To shareholders' capital:—

	£	s.	d.
Authorized—			
200,000 shares of £5 each.....	1,000,000	0	0
Subscribed—			
12,000 shares of £5 each (fully paid).....	£ 60,000	0	0
112,308 shares of £5 each (£1 per share paid).....	561,540	0	0

By provision for liability on unexpired risks, including sickness insurance fund.....

Interim dividend paid September, 1901, less tax.....

Balance carried to balance sheet.....

Advertising, printing and stationery, stamps, postages, travelling expenses, &c.....

Expenses of management, inclusive of salaries, rent at head office and branches, directors' remuneration and auditors' fee.....

Commissions, including provision in respect of agents' balances.....

Depreciation of furniture.....

Balance carried down.....

THE OCEAN MARINE INSURANCE COMPANY (LIMITED).

STATEMENT FOR THE YEAR ENDING DECEMBER 31, 1901.

Chairman—A. H. CAMPBELL. | Secretary—A. PRICE.
 Principal Office—London, England.
 Chief Agent in Canada—C. E. GAULT. | Head Office in Canada—Montreal.
 (Organized, 1859. Incorporated, 1888. Commenced business in Canada, 1898.)

CAPITAL.

Amount of capital authorized and subscribed for	£1,000,000	\$4,866,666 67
Amount of capital paid up in cash	100,000	486,666 67

ASSETS IN CANADA.

Bonds in deposit with the Receiver General, viz.:—

	Par value.	Market value.
New South Wales Government 4 p.c. debentures	\$121,666 67	\$124,100 00
Carried out at market value		\$ 124,100 00
Total assets in Canada		\$ 124,100 00

The company has not accepted any risks in Canada for inland marine or inland transit.

SESSIONAL PAPER No. 8

OCEAN MARINE—Concluded.
GENERAL BUSINESS STATEMENT FOR THE YEAR ENDING DECEMBER 31, 1901.

DR.		BALANCE SHEET FOR THE YEAR ENDED DECEMBER 31, 1901.		Cr.		
	£	s.	d.	£	s.	d.
To Capital, 40,000 shares of £25 each, upon which £2 10s. per share has been paid.....	100,000	0	0	By Government and other securities.....	£393,014	1 4
" Reserve.....	150,000	0	0	" Cash at bankers, and in hand.....	41,667	4 7
" Sundry creditors.....	21,297	5	1	" Bills receivable.....	1,000	0 0
" Reserve underwriting account.....	51,248	18	4	" Freehold premises.....	435,081	5 11
" Balance of underwriting account, 1901.....	121,824	10	2	" Interest on investments accrued to date.....	34,000	0 0
" " profit and loss account.....	66,463	9	6	" Policy stamps on hand.....	4,517	19 9
	£510,834	3	1	" Sundry debtors for premiums, &c.....	432	12 7
					£510,834	3 1

PROFIT AND LOSS ACCOUNT.

	£	s.	d.	£	s.	d.
To Dividend and bonus, 7s. 6d. per share, on 40,000 shares.....	15,000	0	0	January 1, 1901.—By balance from last account.....	63,589	3 3
" Balance carried down.....	48,589	3	3		£ 63,529	3 3
	£ 63,589	3	3			
To Interim dividend of 2s. 6d per share paid in July.....	5,000	0	0	By Balance brought down.....	£ 48,589	3 3
" Income tax.....	474	4	5	" Interest received and accrued on investments.....	12,763	5 10
" Reserve for depreciation in value of securities.....	6,922	7	9	" Rent of freehold premises.....	2,900	0 0
" Balance carried to balance sheet.....	66,463	9	6	" Transfer fees.....	20	7 6
	£ 5,000	0	0	" Balance of underwriting account, 1900, as per last account.....	£117,169	17 0
				Less losses, averages and returns paid in 1901.....	71,082	11 11
				Transferred to reserve underwriting account....	46,087	5 1
					31,500	0 0
					£ 78,860	1 8

UNDERWRITING ACCOUNT, 1901.

	£	s.	d.	£	s.	d.
To losses and averages, less salvages and recoveries under reinsurance.....	72,925	0	4	By Net premiums for 1901, after deducting returns and reinsurances	213,395	15 0
" Directors' remuneration.....	£4,293	0	2			
" Office salaries.....	8,660	18	2			
" General office charges and expenses.....	2,050	10	6			
" Subscriptions to Lloyds', Registers, &c.....	611	17	0			
" Rates, taxes, &c.....	1,429	18	8			
" Amount charged as rent for company's offices.....	1,500	0	0			
" Retired officer's allowance.....	100	0	0			
" Balance carried to balance sheet.....	18,646	4	6			
	£213,395	15	0			

THE ONTARIO ACCIDENT INSURANCE COMPANY.

STATEMENT FOR THE YEAR ENDING DECEMBER 31, 1901.

President—

LARRATT W. SMITH, K.C., D.C.L.

*Principal Office—*Toronto.*Secretary—*FRANCIS J. LIGHTBOURN.*Vice-President and Managing Director—*

ARTHUR L. EASTMURE.

(Incorporated July 22, 1895, by 58-59 Vic., cap. 83, amended in 1897 by 60-61 Vic., cap. 80. Commenced business in Canada, October 17, 1895.)

CAPITAL.

Amount of capital authorized	\$	500,000 00
Amount subscribed for		102,550 00
Amount paid up in cash		43,000 00

(For List of Shareholders, see Appendix.)

ASSETS.

Bonds and debentures owned by the company, viz:—

	Par value.	Cost value.	Market value.
*City of Toronto bonds.....	\$ 4,866 67	\$ 5,105 61	\$ 4,813 93
*City of Brantford " ..	5,000 00	5,100 00	5,161 00
*City of St. John, N.B. (school) "	5,000 00	5,112 20	5,129 50
*City of Woodstock, Ont. "	5,000 00	5,075 00	5,161 00
*Province of New Brunswick "	7,500 00	7,880 25	8,124 00
*Province of British Columbia "	5,000 00	5,250 00	4,876 50
Province of Manitoba "	4,866 67	5,562 59	5,171 58
Province of Prince Edward Island "	5,000 00	5,238 50	4,895 50
Total	<u>\$42,233 34</u>	<u>\$44,324 15</u>	<u>\$43,333 01</u>

Carried out at cost value\$ 44,324 15

Cash in hand at head office..... 1,164 06

Cash in banks, viz:—

Merchants Bank of Canada\$ 4,316 95

Central Canada Loan and Savings Company..... 2,500 00

Total 6,816 95

Interest accrued and unpaid..... 244 77

Bills receivable..... 1,567 37

Agents' balances 818 94

Net amount of outstanding and deferred premiums..... 18,925 41

Total assets.....\$ 73,861 65

*In deposit with Receiver General.

SESSIONAL PAPER No. 8

ONTARIO ACCIDENT—Continued.

LIABILITIES.

Claims for accident losses claimed but not adjusted	\$ 1,500 00	
" " known or reported, proof not filed.	7,000 00	
" sickness losses claimed but not adjusted	300 00	
	<hr/>	
Total unsettled claims	\$ 8,800 00	
Deduct accident losses reinsured	2,568 00	
	<hr/>	
Net amount of unpaid claims	\$	6,232 00
Reserve of unearned premiums for all outstanding accident risks		41,625 89
All other claims against the Company.		777 17
	<hr/>	
Total liabilities	\$	<u>48,635 06</u>

INCOME.

Gross cash received for accident premiums	\$ 109,084 35	
Deduct reinsurance, rebate, abatement and return premiums	10,817 93	
	<hr/>	
Net cash received for premiums.	\$	98,266 42
Interest and dividends		1,663 93
	<hr/>	
Total income	\$	<u>99,930 35</u>

EXPENDITURE.

For Accident Risks.

Amount paid during the year for losses occurring in previous years (which losses were estimated in the last statement at \$1,500)	\$ 1,341 02
	<hr/>
Amount paid for losses occurring during the year	\$ 47,195 89
Less reinsurances	3,906 98
	<hr/>
Net amount paid for said losses	\$ 43,288 91
	<hr/>
Total net amount paid during the year for accident losses.	\$ 44,629 93

For Sickness Risks.

Amount paid for losses occurring in previous years (which losses were estimated in last statement at \$600)	\$ 622 76
	<hr/>
Amount paid for losses occurring during the year	\$ 6,786 24
Deduct reinsurance	274 29
	<hr/>
Net amount paid for said losses	\$ 6,511 95
	<hr/>
Total net amount paid for sickness claims	\$ 7,134 71
	<hr/>
Total net amount paid for accident and sickness losses.	\$ 51,764 64

1-2 EDWARD VII., A. 1902

ONTARIO ACCIDENT—*Concluded.*LIABILITIES IN CANADA—*Concluded.*

Amount of dividends paid during the year.....	\$	1,709	20
Commission or brokerage		44,101	32
Paid for salaries, fees and all other charges of officials		605	00
Taxes		1,310	83
Miscellaneous payments, viz.:—			
Printing, advertising, rent, &c., \$1,781.98 ; elevator inspection, \$307.50		2,089	48
Total expenditure	\$	101,580	47

CASH ACCOUNT.

1900.		1891.	
Dec. 31. To balance in hand and in banks at this date..	\$	10,536	81
1901.		Dec. 31. By expenditure as above....	\$ 101,580 47
Dec. 31. To income as above.....		Borrowed money returned....	847 49
		Sundry other payments	58 19
		Balance in hand and in banks	7,981 01
	\$	110,467	16
			\$ 110,467 16

RISKS AND PREMIUMS.

	No.	Amount.	Premiums thereon.
Policies in force at date of last statement.....	3,999	\$ 11,078,900	\$ 77,548 69
Taken during the year—new and renewed.....	4,511	11,382,233	113,055 24
Total.....	8,510	\$ 22,461,133	\$ 190,603 93
Deduct terminated	4,119	11,166,400	100,412 45
Gross in force at end of year.....	4,391	\$ 11,294,733	\$ 90,191 48
Deduct reinsured.....		1,537,583	6,939 70
Net in force at Dec. 31, 1901.....	4,391	\$ 9,757,150	\$ 83,251 78

SESSIONAL PAPER No. 8

THE SUN LIFE ASSURANCE COMPANY OF CANADA.

STATEMENT FOR THE YEAR ENDING DECEMBER 31, 1901.

ACCIDENT DEPARTMENT.

(For Assets, see Life Statement.)

LIABILITIES.

Unearned premiums.....	\$	111 96
------------------------	----	--------

INCOME.

Gross cash received for accident premiums on combined policies.....	\$	186 61
Net cash premium income.....	\$	186 61

DISBURSEMENTS.

Claims paid during the year.....	\$	102 85
Expenses.....		23 32
Total accident disbursements.....	\$	126 17

MISCELLANEOUS.

Number of policies in force at the end of the year (combined).....	31	
Amount payable at death.....	\$	9,000 00
Annual premiums on amount in force.....		186 61

THE TRAVELERS INSURANCE COMPANY.

STATEMENT FOR THE YEAR ENDING DECEMBER 31, 1901.

ACCIDENT DEPARTMENT—CANADIAN BUSINESS.

(For Assets, see Life Statement.)

LIABILITIES IN CANADA.

Amount of unpaid claims on accident policies in Canada.....	\$	10,064	32
Amount of reserve on all outstanding accident risks in Canada.....		30,990	93
Special reserve on ten premium accident policies.....		31,772	00
Total liabilities in Canada.....	\$	72,827	25

INCOME IN CANADA.

Gross cash received for accident premiums during the year.....	\$	73,558	27
Deduct reinsurance, rebate, abatement and return premiums.....		2,746	10
Net cash actually received for premiums.....	\$	70,812	17
Total net income.....	\$	70,812	17

EXPENDITURE IN CANADA.

Amount paid for accident claims occurring during the year—Indemnity.....	\$	15,690	18
Amount paid for accident claims occurring during the year—Death.....		39,992	33
Total amount paid for indemnity and death claims in Canada.....	\$	55,682	51
Paid for commissions.....		22,919	30
Salaries, fees and all other charges of officials in Canada.....		4,773	35
Paid for taxes in Canada.....		1,029	34
Miscellaneous expenses, viz.:—			
Surgeon's fees, \$165; legal expenses, \$1,494.65; exchange, \$76.09; postage, \$99.50.....		1,835	24
Total expenditure in Canada.....	\$	86,239	74

SESSIONAL PAPER No. 8

TRAVELERS—Continued.

RISKS AND PREMIUMS.

<i>Accident Risks in Canada.</i>	No.	Amount.	Premiums.
Gross policies in force at date of last statement.	4,473	\$ 12,114,174	\$ 68,602 15
* Taken during the year, new and renewed.....	4,672	13,315,178	71,511 23
Total.....	9,145	\$ 25,429,352	\$ 140,113 38
Deduct terminated.....	5,294	14,611,638	78,131 52
Gross and net in force, Dec. 31. 1901	3,851	\$ 10,817,714	\$ 61,981 86
Ten premium accident policies in force, Dec. 31, 1901.....	142	450,620	2,047 04

Number of policies in force in Canada at date.....	3,993
Amount in force.....	\$ 11,268,334 00
Premiums thereon.....	64,028 90

GENERAL BUSINESS STATEMENT FOR THE YEAR ENDING DECEMBER 31, 1901.

(Accident Department.)

INCOME DURING THE YEAR.

Total premium income.....	\$ 3,798,085 33
Cash received for interest.....	272,013 12
Profit and loss.....	794 63
Total income.....	\$ 4,070,893 08

DISBURSEMENTS DURING THE YEAR.

Net amount paid for accident, employers' liability and sickness losses..	\$ 1,542,132 97
Expenses of claim adjustments.....	177,898 94
Paid stockholders for interest and dividends.....	150,000 00
Commission to agents.....	1,060,273 73
Salaries and allowances to managers and agents.....	100,882 74
Medical examiners' fees and inspection.....	76,195 61
Salaries of officers and office employees.....	131,155 72
Taxes, licenses and insurance department fees.....	78,820 36
Rent.....	27,080 06
All other expenditures.....	127,453 53
Total disbursements.....	\$ 3,471,893 66

ASSETS.

Book value of bonds and stocks owned.....	\$ 5,535,453 88
Cash on hand and in banks.....	449,481 77
Agents' debit balances.....	1,952 38
Total.....	\$ 5,986,888 03

* Not including 6,451 'Ticket' policies for \$32,255. The premiums thereon, \$4,367.65, are included in the taken and terminated.

1-2 EDWARD VII., A. 1902

TRAVELERS—*Concluded.*

OTHER ASSETS.

Accrued interest.....	\$	48,355	69
Market value of bonds and stocks over book value.....		673,565	14
Total.....	\$	6,708,808	86
Deduct assets not admitted.....		1,952	38
Total admitted assets.....	\$	6,706,856	48

LIABILITIES.

Total unearned premiums.....	\$	909,292	46
Total policy claims.....		1,712,217	90
Due on account of salaries, rents and office expenses.....		85,000	00
Additional reserve, liability department.....		350,000	00
Total liabilities.....	\$	3,056,510	36
Joint stock capital paid up in cash.....	\$	1,000,000	00
Divisible surplus.....	\$	2,650,346	12

EXHIBIT OF POLICIES.

Accident.

	Amount.	Premiums thereon.
Policies written or renewed during the year.....	\$521,992,801	\$ 2,275,807 32
Policies terminated.....	516,312,615	2,239,173 30
Policies in force at December 31, 1901.....	287,110,874	1,495,368 40

Employers' Liability.

	Amount.	Premiums thereon.
Policies written or renewed during the year.....	\$151,502,333	\$ 1,551,578 30
Policies terminated.....	131,987,833	1,438,700 99
Net in force at December 31, 1901.....	125,973,333	1,058,249 58

STATEMENTS
OF
INSURANCE COMPANIES

WHICH DO

LIFE, &c., INSURANCE BUSINESS ON THE ASSESSMENT PLAN

List of Companies by which the business of *Life Insurance on the Assessment Plan* was transacted in the Dominion during the year ended December 31, 1901 :—

- The Grand Council of the Catholic Mutual Benefit Association of Canada.
 - The Commercial Travellers' Mutual Benefit Society.
 - The Canadian Order of the Woodmen of the World.
 - The Mutual Reserve Fund Life Association.
 - The Supreme Court of the Independent Order of Foresters.
-

List of Companies by which the business of *Sickness and Disability Insurance on the Assessment Plan* was transacted in the Dominion during the year ended December 31, 1901.

- The Supreme Court of the Independent Order of Foresters.

THE GRAND COUNCIL OF THE CATHOLIC MUTUAL BENEFIT
ASSOCIATION OF CANADA.

STATEMENT FOR THE YEAR ENDING DECEMBER 31, 1901.

President—HON. M. F. HACKETT. | *Secretary and Chief Agent*—SAMUEL R. BROWN.
Principal Office—London, Ont.

(Organized February 10, 1880 ; incorporated in Ontario, January 18, 1890 ; registered
in Ontario, August 22, 1892 ; incorporated in Dominion of Canada under 56
Vic., cap. 90, assented to April 1, 1893, and registered in the Dominion,
December 27, 1894.)

ASSETS.

Cash in banks, including interest, viz :—

Ontario Bank, Kingston, Ont.....	\$	4,920 52
Canadian Bank of Commerce, London, Ont.....		14,618 89
Merchants Bank of Canada, London, Ont.....		22,270 64
Bank of British North America, London, Ont.....		20,532 55
" Toronto, London, Ont.....		16,251 99
" Montreal, London, Ont.....		15,306 40
Eastern Townships Bank, Stanstead, P.Q.....		14,961 17
Bank of Nova Scotia, Halifax, N.S.....		15,906 66
Total	\$	124,768 82
Cash in Treasurer's hands.....		396 56
Supplies, office furniture and safe.....		575 00
Total.....	\$	125,740 38

OTHER ASSETS.

Assessments due and uncollected on policies in force.....	\$	24,778 60
Per capita tax, initiation tax, supplies and medical exam- iners' fees.....		5,139 27
Total outstanding.....		29,917 87
Total assets.....	\$	155,658 25

LIABILITIES.

Claims for death losses adjusted but not due.....	\$	10,000 00
" " unadjusted but not resisted.....		10,250 00
Total amount of unsettled claims.....	\$	20,250 00
Claims reported after statement was made up.....		4,000 00
Due on account of general expenses.....		5,050 48
Total.....	\$	29,300 48

1-2 EDWARD VII., A. 1902

CATHOLIC MUTUAL BENEFIT ASSOCIATION—*Concluded.*

INCOME.

Gross amount paid by members to the Association or its agents without deduction for commissions, or other expenses, as follows:—

Membership fees—supplies and policies	\$	1,928	71
Annual dues—per capita tax		14,941	60
Medical examiners' fees.....		1,055	00
Assessments		216,692	71
Total paid by members.....	\$	234,618	02
Interest.....		3,496	77
Premiums on guarantee bonds.....		617	56
Total income.....	\$	238,732	35

EXPENDITURE.

Cash paid for death losses (\$12,700 of which accrued in 1900).....	\$	217,033	34
Medical examiners' fees whether paid direct by members or otherwise..		1,015	00
Salaries and other expenses of officials and agents.....		2,501	35
Taxes, licenses, fees or fines.....		345	75
Miscellaneous payments:—			
Organizers and canvassers	\$	4,361	54
Expenses of meetings of the Trustee Board.....		281	30
Official Journal, printing and supplies.....		439	30
Postage, telegrams and exchange and stationery.....		622	02
Premiums on guarantee bonds for officers.....		567	20
Auditors		206	40
Office rent, fuel, &c.....		154	25
Convention expenses.....		10,088	48
			16,720 49
Total expenditure.....	\$	237,615	93

MISCELLANEOUS.

Number of new policies reported during the year as taken in Canada.....		1,700	
Amount of said policies.....	\$	1,978,000	00
Number of policies become claims during the year.....		145	
Amount of said claims.....		225,000	00
Number of policies in force in Canada at date.....		15,975	
Net amount in force at December 31, 1901.....		22,357,000	00

EXHIBIT OF POLICIES.

	No.	Amount.
Policies in force beginning of year (whole life).....	14,598	\$ 20,805,000
New policies issued.....	1,700	1,978,000
Old policies, changed and increased.....		20,000
Total.....	16,298	\$ 22,803,000
Deduct terminated:—		
By death.....	No. 145	Amount. 225,000
By surrender.....	36	40,500
By lapse.....	142	173,000
By change and decrease.....		7,500
Total terminated.....	323	446,000
Policies in force Dec. 31, 1901, (whole life).....	15,975	\$ 22,357,000

SESSIONAL PAPER No. 8

THE COMMERCIAL TRAVELLERS' MUTUAL BENEFIT SOCIETY.

STATEMENT FOR THE YEAR ENDING DECEMBER 31, 1901.

President—W. B. DACK.

Secretary and Chief Agent—
MILES WM. GREEN.

Principal Office—Toronto.

(Organized, 1881 ; incorporated, January 27, 1882, under the provisions of the Revised Statutes of Ontario (1887), cap. 167. Commenced business in Canada, July, 1881.)

ASSETS.

Amount secured by way of loans on real estate by bond or mortgage
(first liens).....\$ 14,200 00
Debentures owned by the Society:—

	Par value.	Value in account.
City of Vancouver debentures.....	\$ 10,000 00	\$ 11,033 15
Town of Bracebridge " ..	6,407 00	6,504 29
Total par and ledger value	\$ 16,407 00	\$ 17,537 44

Carried out at value in account..... 17,537 44
Cash at head office..... 148 45
Cash in Dominion Bank..... 5,892 89
Office furniture..... 360 00
Total.....\$ 38,138 78

OTHER ASSETS.

Interest accrued..... 278 12
Total assets.....\$ 38,416 90

LIABILITIES.

Claims for death losses reported.....\$ 1,000 00
" " adjusted but not due..... 2,000 00
" " unadjusted but not resisted..... 4,000 00
Dues paid in advance..... 64 00
Assessments paid in advance..... 101 30
Items in suspense..... 93 70
Due on account of general expenses..... 189 58
Total liabilities.....\$ 7,448 58

INCOME.

Gross amount paid by members to the Society or its agents, without
deduction for commission or other expenses, as follows:—
Membership fees.....\$ 82 00
Annual dues..... 3,930 00
Medical examiners' fees..... 24 00
Assessments..... 33,509 50
Total paid by members.....\$ 37,545 50
Interest..... 1,610 28
Total income.....\$ 39,155 78

1-2 EDWARD VII., A. 1902

THE COMMERCIAL TRAVELLERS'—*Concluded.*

EXPENDITURE.

Cash paid for death losses.....	\$	35,900 00
Taxes.....		114 72
Commission, salaries and other expenses of officials.....		1,906 67
Miscellaneous payments :—Printing and stationery, \$324.93 ; postage, \$397.10 ; advertising, \$52 ; petty expenses, \$136.42 ; rent, \$241.64 ; telephone, \$45 ; legal expenses, \$25 ; auditors and scrutineers, \$86.25 ; travelling expenses, \$125.75 ; fire insurance, \$3.25 ; commission, \$339 ; medical director, \$200 ; actuary fee, \$50.....		2,026 34
Total expenditure.....	\$	<u>39,947 73</u>

MISCELLANEOUS.

Number of new policies reported during the year as taken in Canada..	89	
Amount of new policies.....	\$	89,000 00
Number of policies become claims during the year.....	38	
Amount of said claims.....		38,000 00
Number of policies in force in Canada at Dec. 31, 1901.....	2,391	
Amount of said policies.....		<u>2,391,000 00</u>

EXHIBIT OF POLICIES.

	No.	Amount.
Policies in force beginning of year (whole life).....	2,653	\$ 2,653,000 00
New policies issued.....	85	85,000 00
Old policies revived.....	4	4,000 00
	<u>2,742</u>	<u>\$ 2,742,000 00</u>
	No.	Amount.
Policies terminated by death.....	38	\$ 38,000 00
" by lapse.....	313	313,000 00
	<u>351</u>	<u>351,000 00</u>
Policies in force December 31, 1901 (whole life).....	<u>2,391</u>	<u>\$ 2,391,000 00</u>

SESSIONAL PAPER No. 8

CANADIAN ORDER OF THE WOODMEN OF THE WORLD.

STATEMENT FOR THE YEAR ENDING DECEMBER 31, 1901.

Head Consul Commander—

C. C. HODGINS.

Head Clerk and Chief Agent—

W. C. FITZGERALD.

*Head Office—*London, Ont.

(Incorporated, April 1, 1893, by 56 Vic., cap. 92. Commenced business, July 6, 1893.)

ASSETS.

Bonds or debentures owned, viz. :—

	Par value.	Cost value.
County of Middlesex 3½ p.c. debentures.....	\$ 12,600 00	\$ 12,600 00
Canadian Savings and Loan Company debentures	5,000 00	5,000 00
Village of Watford debentures	2,887 59	2,737 59
Huron and Erie Loan and Savings Co.'s debentures.....	5,000 00	5,000 00
Clinton debentures.....	6,434 13	6,437 13
Total par and market values.....	<u>\$ 31,721 72</u>	<u>\$ 31,774 72</u>

Carried out at cost value.....	\$	31,774 72
Cash at head office.....		24,105 39
Total ledger assets.....	\$	<u>55,880 11</u>

OTHER ASSETS.

Furniture, supplies, &c.....		300 00
Rents accrued.....		10 00
Assessments due and unpaid on membership in force.....	\$7,854 21	
Annual dues in process of collection.....	1,340 23	
Total due from members.....		9,194 44
Interest due and accrued.....		214 01
Total assets.....	\$	<u>65,598 56</u>

LIABILITIES.

Claims for death losses, adjusted but not due.....	\$	8,000 00
" " resisted—not in suit (in doubt).....		3,000 00
Due on account of loans.....		4,571 30
Office salaries, &c., unpaid.....		724 48
Due on account of general expenses.....		160 05
Monuments not built.....		300 00
Total.....	\$	<u>16,755 83</u>

INCOME.

Gross amounts paid by members to the association or its agents, without deduction for commissions or other expenses, as follows :—

Membership fees.....	\$	1,483 00
Annual dues.....		11,318 92
Medical examiners' fees.....		1,483 00
Assessments.....		65,800 93
Total.....	\$	<u>80,085 85</u>
Cash received for certificate fees.....		232 50
Received for interest or dividends on stock, &c.....		1,146 80
Cash received for supplies.....		126 22
Sundries.....		84 80
Premium on bonds on sub-officers.....		189 85
Advance repaid.....		200 00
Total income during the year.....	\$	<u>82,066 02</u>

WOODMEN OF THE WORLD—*Concluded.*

EXPENDITURE.

Cash paid for death losses and monuments.....	\$	49,572 48
Medical examiners' fees, whether paid direct by members or not.....		1,483 00
Commissions or fees retained by or paid to members.....		1,483 00
<hr/>		
Total paid to policy-holders.....	\$	52,548 48
Commissions, salaries and other expenses of officials.....		4,389 75
Licenses, taxes, fees or fines.....		164 67
Miscellaneous expenditure, viz.:—Printing and supplies, \$1,115.38; organization, \$6,244.34; postage, express, telegrams, &c., \$466.63; interest, \$233.14; auditor, \$262.50; guarantee bonds, \$206.05; fire insurance, \$5.25; Bell Telephone, \$45.85; miscellaneous, \$33.85; office equipment and furniture, \$174.47; rent, \$366.64..		9,154 10
<hr/>		
Total expenditure.....	\$	66,247 00

SYNOPSIS OF LEDGER ACCOUNTS.

Amount of net ledger assets, Dec. 31, 1900.....	\$	35,489 79
Amount of cash income as above.....		82,066 02
<hr/>		
Total.....	\$	117,555 81
Amount of expenditure as above.....		66,247 00
<hr/>		
Balance—net ledger assets, Dec. 31, 1901.....	\$	51,308 81

MISCELLANEOUS.

Number of new policies reported during the year as taken in Canada.....	1,483	
Amount of said policies.....	\$	1,421,500 00
Number of policies become claims in Canada during the year....	37	
Amount of said claims (not including for monuments).....		55,500 00
Number of policies in force in Canada at date.....	7,112	
Net amount in force, December 31, 1901.....		8,486,000 00

EXHIBIT OF POLICIES.

	No.	Amount.
In force at beginning of year.....	6,150	\$7,609,500
New policies issued.....	1,483	1,421,500
Old policies revived.....	7	9,000
<hr/>		
	7,640	\$9,040,000
Deduct terminated.....	528	554,000
<hr/>		
In force at end of year.....	7,112	\$8,486,000

DETAILS OF TERMINATIONS.

	No.	Amount.
Terminated by death.....	37	\$ 55,500
" surrender.....	10	11,500
" lapse.....	473	477,000
Policies cancelled.....	8	10,000
<hr/>		
Total terminated.....	528	\$554,000

SESSIONAL PAPER No. 8

*THE MUTUAL RESERVE FUND LIFE ASSOCIATION.

STATEMENT FOR THE YEAR ENDING DECEMBER 31, 1901.

President—FREDERICK A. BURNHAM. | Secretary—CHARLES W. CAMP.
 Principal Office—Broadway, New York.
 Chief Agent in Canada— | Head Office in Canada—Toronto.
 J. A. MACDONALD ROBB. |

(Incorporated pursuant to Chap. 267, Laws of New York, 1875. Re-incorporated under Chap. 175, Laws of New York, passed April 2, 1883. Commenced business in Canada, April, 1884.)

ASSETS IN CANADA.

Stocks and bonds, viz. :—

	Par value.	Market value.
†Province of Quebec bonds.....	\$ 50,000 00	\$ 53,750 00
†Canada 3 per cent sterling bonds.....	53,533 33	54,105 70
†Winnipeg debentures.....	35,000 00	35,525 00
Canada Coals and Railways debentures.....	5,000 00	5,000 00
†Province of Quebec 3 per cent inscribed stock....	126,533 33	113,880 00
Total par and market value... ..	\$ 270,066 66	\$ 262,260 70

Carried out at market value.....\$ 262,260 70
 Premium obligations on Canadian policies in force..... 56,034 90

Cash in banks in Canada, viz. :—

Molsons Bank, Montreal.....	\$ 7,600 47	
Ontario Bank, Toronto.....	7,890 90	
Atlas Loan Co., Toronto, Ont.....	2,269 22	
Canadian Bank of Commerce, Winnipeg.....	19 68	
Toronto General Trusts Corporation.....	10,000 00	
		27,780 27
On deposit with bonded collectors in Canada.....		2,214 31
Interest accrued.....		1,669 48
Net amount due from members in Canada.....		26,719 53

Total assets in Canada.....\$ 376,679 19

LIABILITIES IN CANADA.

Under Policies issued previous to August 11, 1899.

Amount of reserve provided upon Canadian policies.....	\$ 32,697 00
Reserve on annuity contract, P.P.I.—less assessments unpaid standing against the same.....	2,343 07
Claims for death losses—adjusted but not due.....	\$ 32,900 00
" " unadjusted but not resisted (including \$20,000 no proof received).....	40,000 00
" " resisted, in suit.....	7,000 00
	79,900 00
Annuity claims due and unpaid.....	1,200 00

Total liabilities in respect of said policies in Canada.\$ 116,140 07

*This association has given notice, pursuant to section 42A of the Insurance Act, of its intention to maintain, after September 15, 1900, in respect of all policies issued by it in Canada, after the passing of the Act 62-63 Victoria, chapter 13 (August 11, 1899), the reserve required by section 25 and 35 of the Insurance Act to be maintained by ordinary life insurance companies upon contracts of life insurance with fixed or definite premiums. The association has recently been reincorporated under the name of the Mutual Reserve Life Insurance Company.

†In deposit with Receiver General.

MUTUAL RESERVE FUND—*Continued.*LIABILITIES IN CANADA—*Concluded.**Under Policies issued subsequent to August 11, 1899.*

Amount of reserve provided upon Canadian policies	\$	99,922	00
Claims for death losses—unadjusted but not resisted (including \$1,000 no proof received)		3,000	00
Claims for death losses—adjusted but not due		1,000	00
		<hr/>	
Total liabilities in respect of said policies in Canada	\$	103,922	00
		<hr/>	
Total liabilities in Canada	\$	220,062	07
		<hr/> <hr/>	

INCOME IN CANADA.

Cash received for premiums	\$	318,564	71
Liens taken in part payment of premiums		28,193	70
Premiums paid by dividends		5,228	56
Cash received for annuities		3,891	56
		<hr/>	
Total net premium income	\$	355,878	53
Amount received for interest or dividends on stock		13,648	55
		<hr/>	
Total income in Canada	\$	369,527	08
		<hr/> <hr/>	

EXPENDITURE IN CANADA.

Cash paid for death losses	\$	281,864	22
Liens used in payment of same		4,503	26
		<hr/>	
Net amount paid during the year for death claims in Canada (\$90,799.69 of which accrued in previous years)	\$	286,367	48
Cash paid for disability claims		5,954	99
		<hr/>	
Total amount paid during the year for death and disability claims in Canada	\$	292,322	47
Cash paid for old age benefits		9,832	31
Liens voided by lapse		25,760	00
Cash dividends applied in payment of premiums in Canada		5,228	56
		<hr/>	
Total net amount paid to policy-holders in Canada	\$	333,143	34
Expenses for collection of premiums		6,903	31
Cash paid for salaries of officials in Canada		3,340	00
Commissions or fees retained by or paid to agents		20,315	07
Cash paid for taxes, licenses, fees or fines in Canada		5,375	18
		<hr/>	
Miscellaneous expenditure, viz. :—			
Investigating claims, \$7,546.48 ; rents, \$1,421 ; postage, \$316.02 ; advertising and printing, \$474.76 ; legal expenses, \$3,192.61 ; general office expenses, \$3,554.64		16,455	51
		<hr/>	
Total expenditure in Canada	\$	385,532	41
		<hr/> <hr/>	

SESSIONAL PAPER No. 8

MUTUAL RESERVE FUND—Continued.

PREMIUM NOTE ACCOUNT.

Liens on hand at commencement of year.....	\$	58,104	46
Liens received during the year.....		28,193	70
Total.....	\$	86,298	16

Deductions during the year, viz. :—

Amount of liens used in payment of claims.....	\$	4,503	26
" voided by lapse.....		25,760	00
Total deductions.....		30,263	26

Balance, note assets at the end of the year.....	\$	56,034	90
--	----	--------	----

MISCELLANEOUS.

	No.	Amount.
Number of new policies reported during the year as taken in Canada.....	289	
Amount of said policies.....		\$ 663,699 00
Number of policies become claims in Canada during the year... 133		
Amount of said claims.....		301,750 00
Number of policies in force in Canada at date.....	5,478	
Amount of said policies.....		10,593,499 00

EXHIBIT OF POLICIES.

In force at beginning of year—

	No.	Amount.	No.	Amount.
Whole life policies.....	1,068	\$ 2,149,300 00		
All other.....	6,811	13,146,200 00		
			7,879	\$ 15,295,500 00

New policies issued—

Whole life.....	213	\$ 447,199 00		
All other.....	61	184,200 00		
			274	631,399 00

Old policies revived.....			24	61,300 00
" changed and increased.....			15	32,300 00

8,192 \$ 16,020,499 00

Deduct terminated.....			2,714	5,427,000 00
------------------------	--	--	-------	--------------

In force at end of year—

Whole life.....	1,076	\$ 2,060,599 00		
All other.....	4,402	8,532,900 00		
			5,478	\$ 10,593,499 00

*DETAILS OF TERMINATIONS.

Terminated by death.....	133	\$ 301,750 00
" surrender.....	19	51,500 00
" lapse.....	2,530	4,998,750 00
Policies changed and decreased.....	32	75,000 00
Total terminated.....	2,714	\$ 5,427,000 00

* Only paid-for policies included.

1-2 EDWARD VII., A. 1902

MUTUAL RESERVE FUND—*Continued.*

DETAILS OF POLICIES ISSUED PRIOR TO AUGUST 11, 1899.

	No.	Amount.
Policies in force at beginning of year in Canada.....	7,356	\$ 14,202,500 00
Policies revived or increased during the year.....	24	59,300 00
Policies terminated.....	2,482	5,001,600 00
Policies in force December 31, 1901.....	4,898	9,260,200 00

GENERAL BUSINESS STATEMENT FOR THE YEAR ENDING DECEMBER 31, 1901.

INCOME.

Membership fees.....	None.	
Assessments.....	\$ 7,240,442 93	
Medical examiners' fees paid by applicants.....	None.	
Total paid by members.....	\$ 7,240,442 93	
Interest.....		182,717 93
Rent.....		143,470 75
Fees for alterations in policies.....		252 99
Total income.....	\$ 7,566,884 60	

DISBURSEMENTS.

Death losses paid.....	\$ 4,789,292 64
Cash paid to policy-holders for dividends and surrendered policies.....	2,406,956 68
Commissions to agents.....	275,067 79
Commissions paid or allowed for collecting assessments.....	211,666 67
Salaries of managers and agents not paid by commissions.....	158,035 40
Medical examinations paid by home office and by members.....	23,620 30
Salaries of officers and office employees.....	307,821 93
Rents.....	75,303 48
Taxes, licenses and insurance department fees.....	240,546 31
Advertising and printing.....	62,236 73
Furniture.....	2,944 42
Legal expenses.....	40,290 95
Cost of investigating and adjusting \$4,805,830.09 of death claims and other benefit claims.....	155,124 03
Postage.....	32,481 89
Travelling.....	28,245 98
Actuarial.....	27,441 24
Investment.....	1,200 00
General office expenses.....	129,337 97
Internal revenue tax.....	3,010 84
	\$ 8,970,625 25

LEDGER ASSETS.

Cost value of real estate, unencumbered.....	\$ 679,910 96
Loans on mortgages (first liens) on real estate.....	534,150 00
Interest bearing premium notes secured by liens on policies.....	7,412,369 60
Cost value of stocks and bonds owned.....	435,533 61
Cash in banks and in office.....	813,517 22
Cash on deposit in collecting banks and with bonded collectors.....	148,678 40
Agents' balances.....	90,339 21
Total.....	\$ 10,114,499 00
Deduct agents' balances.....	90,339 21
Total net ledger assets.....	\$ 10,024,159 79

SESSIONAL PAPER No. 8

MUTUAL RESERVE FUND—*Concluded.*

NON-LEDGER ASSETS.

Interest due and accrued.....	\$	122,158 83
Rents due.....		4,727 07
Market value of bonds and stocks over cost value.....		None.
Market value of real estate over cost value.....		27,749 54
Net amount of due and deferred premiums.....		1,113,250 83
<hr/>		
Gross assets.....	\$	11,292,046 06
Deduct items not admitted.....		158,134 46
<hr/>		
Total admitted assets.....	\$	11,133,911 60

LIABILITIES.

Net present value of all outstanding policies in force.....	\$	9,068,468 66
Reserve for amount of death losses accruing prior to December 31, 1901, unreported on that date.....		50,000 00
Death claims due and unpaid.....		28,060 74
Due and accrued for salaries, rent, taxes, expenses, &c.....		71,292 62
Dividend obligations due and accrued.....		38,925 54
Advance assessments.....		19,511 25
Agents' credit balances.....		3,306 84
Annuity benefits due and accrued remaining unpaid.....		1,200 00
<hr/>		
Total.....	\$	9,280,765 65

UNMATURED MORTUARY LIABILITIES.

Claims adjusted not yet due.....	\$	208,517 12
" in process of adjustment not resisted.....		428,311 39
" resisted in which notice of suit has been given.....		118,217 95
" reported.....		412,775 00
<hr/>		
Total.....	\$	1,167,821 46
<hr/>		
Total liabilities.....	\$	10,448,587 11

EXHIBIT OF CERTIFICATES.

	No.	Amount.
Certificates written, revised or changed during 1901.....	12,042	\$ 21,648,365 00
" which have ceased to be in force during 1901....	23,954	54,776,412 00
Total in force December 31, 1901.....	68,796	155,358,627 00

SUPREME COURT OF THE INDEPENDENT ORDER OF FORESTERS.

STATEMENT FOR THE YEAR ENDING DECEMBER 31, 1901.

Supreme Chief Ranger—

ORONHYATEKHA, M. D.

Principal Office—Toronto.*Supreme Secretary*—

JOHN A. MCGILLIVRAY, K.C.

Chief Agent—ORONHYATEKHA, M. D.

(Incorporated by 52 Vic., cap. 104, assented to May 2, 1889; amended by 59 Vic., cap. 51, assented to April 23, 1896; amended in 1901 by 1 Edward VII., cap. 100. Licensed to transact business in Canada, May 1, 1896.)

ASSETS AS PER LEDGER ACCOUNTS.

Value of Temple building (less amounts written off).....	\$	608,086	86
Value of real estate (on foreclosure) held by the company.....		88,626	39
Amount secured by way of loans on real estate, by bond or mortgage (first liens).....		2,762,542	93
Stocks, bonds or debentures, viz:—			

	Par value.	Cost value.
Canada 3½ p.c. stock in deposit with Receiver General, Ottawa.....	\$ 100,000 00	\$ 100,000 00
Town of Uxbridge, debentures.....	9,000 00	9,039 38
" Lucknow	5,000 00	5,112 50
" Rat Portage	340 00	340 00
" Mattawa	3,422 35	3,422 35
Forest (A)	4,333 47	4,345 91
Forest (B)	1,239 08	1,242 60
Town of Essex	6,890 79	7,081 05
" Watford	4,337 30	4,401 20
" Milton	1,545 80	1,556 52
" Simcoe	3,000 00	3,088 00
Village of Kingsville	3,127 57	3,150 26
Town of Sault Ste. Marie	6,000 00	6,097 33
" Prince Albert	7,000 00	7,317 40
City of Vancouver	5,000 00	5,172 50
Ayr Township school	2,200 06	2,230 60
Town of Campbellford	19,010 44	19,439 44
Village of Hagersville	3,422 22	3,434 53
Town of Brampton	7,984 98	8,020 12
" Toronto Junction debentures.....	7,400 00	7,400 00
*United States 4 p.c. bonds.....	50,000 00	56,758 36
Union Trust Co. stock.....	489,000 00	684,600 00
Victorian Govt. stock.....	9,733 33	9,831 44
Victorian 3 per cent Govt. stock.....	24,092 40	24,335 31
West Australia Govt. stock.....	48,666 67	48,666 67
Queensland Govt. debentures.....	48,666 67	48,423 33
South Australia stock.....	24,333 33	24,333 33

Total par and cost values..... \$ 894,746 40 \$1,098,840 13

Carried out at cost value..... 1,098,840 13

Bonds in deposit with High Court of Chancery, London, Eng., viz:—

Canada Intercolonial loan of 1903, par value \$86,140; cost value.....	95,610	17
Assets of Provincial Trust Co, account value.....	82,654	50
Cash loan to government of New Brunswick.....	20,000	00

Cash in banks, viz:—

Bank of Ottawa, Toronto.....	\$ 151,951	90
Molsons Bank, Toronto.....	6,940	10
National Bank, London, Eng.....	64,391	60
National Bank, India.....	1,545	88
Mercantile Bank, India.....	787	33
Comptoir National Bank, Paris, France.....	65	46
Cash in India office.....	117	11

225,799 38

*Deposited in the State of Wisconsin.

SESSIONAL PAPER No. 8

INDEPENDENT ORDER OF FORESTERS—*Continued.*

Special deposits:—

Bank of Ottawa, Toronto.....	\$ 3,271 83	
" " " <i>re</i> deposit for France....	10,000 00	
Funds in banks in Australia.....	46,858 71	
New Zealand.....	24,305 55	
Mercantile Bank of India.....	10,000 00	
National Bank of India.....	10,000 00	
Union Trusts Co., Toronto.....	2,200 00	
	<hr/>	
Total.....		\$ 106,636 09
Temporary advances <i>re</i> mortgages.....		1,884 75
Fire insurances <i>re</i> mortgages.....		4,104 72
		<hr/>
Total ledger assets.....		\$ 5,094,785 92

OTHER ASSETS.

Interest due.....	\$ 29,565 19	
" <i>accrued</i>	43,346 26	
	<hr/>	
Total carried out.....		72,911 45
Rents due.....	\$ 3,017 62	
" <i>accrued</i>	294 25	
	<hr/>	
Total carried out.....		3,311 87
Office furniture at head and branch offices after deducting for depreciation.....		27,498 13
Saleable supplies on hand.....		41,122 85
Amount due from branches of the Order for supplies.....		38,724 69
Due from subordinate courts for assessments.....		2,035 44
Assessments actually called, not yet turned over to Supreme body....		1,837 40
		<hr/>
Total assets.....		\$ 5,282,227 75

LIABILITIES.

Claims for death losses:—

Unadjusted but not resisted.....	\$ 160,088 32	
Resisted—in suit.....	7,316 68	
" not in suit.....	2,375 00	
	<hr/>	
Total claims for death losses.....		\$ 169,780 00
Claims for disability benefits due and unpaid.....		500 00
Claims for disability benefits unadjusted.....		88,891 95
Claims for sickness benefits due and unpaid.....		1,652 33
Claims for sickness benefits unadjusted.....		10,000 00
Present value of unpaid instalments of old age annuities.....		63,128 00
Claims for funeral benefits due and unpaid.....		800 00
Due on account of expenses.....		2,516 98
Advance assessment.....		4,871 76
		<hr/>
Total liabilities (excluding reserves for unmaturing benefits).....		\$ 342,141 02

1-2 EDWARD VII., A. 1902

INDEPENDENT ORDER OF FORESTERS—*Continued.*

INCOME DURING THE YEAR.

Mortuary Department.

Extension of the Order tax	\$	217,142	29
Certificate and membership fees		8,680	24
Organizing account		2,367	69
Change of beneficiary		2,813	81
Assessments—mortuary (less refunds)		2,403,043	79
Total paid by members—Mortuary Department	\$	2,634,047	82

Sick and Funeral Department.

Cash received for enrolment and registration fees	\$	8,537	56
Assessments (sick and funeral)		209,674	18
Total paid by members (Sick and Funeral Dept.)		218,211	74
Total paid by members	\$	2,852,259	56
Cash received for interest		143,978	09
Net rents <i>re</i> Temple (less expenses)		5,542	74
Cash received for sundries		705	16
Total cash income	\$	3,002,485	55

EXPENDITURE DURING THE YEAR.

Cash paid during the year for death claims	\$	1,437,952	78
Cash paid for total and permanent disability claims		86,209	98
" old age annuities		10,907	55
" discounted claims		632	71
" expectation of life benefits		2,289	43
" funeral claims		10,770	36
" sickness claims		180,012	62
Total paid to members	\$	1,728,775	43
Salaries of officers		28,499	92
" office employees		68,633	59
" organizers		106,317	14
Organizing expenses		171,189	91
" (adj. not made at closing of books)		25,779	46
Supplies purchased (net)		16,575	37
Official organ		59,245	59
State and government taxes		4,428	60
Miscellaneous expenses, viz :—			
Furniture, \$13,603.42 ; travelling expenses, \$17,948.56 ; advertising, \$29,575.69 ; rents, \$10,852.09 ; legal expenses, \$15,531.79 ; legislation, \$3,474.42 ; head office expenses, telegrams, express, &c., \$8,591.98 ; executive expenses, \$1,490.08 ; medical examinations, \$766.61 ; insurance fees, \$681.16 ; commissions, fees and sundry expenses, \$10,819.77 ; special expenses, \$4,734.52 ; branch office expenses, \$19,800.51 ; accident insurance, \$196.80 ; fraternal congress, \$495.80 ; bonds, \$99.52 ; postage, \$8,421.38		147,084	10
Total expenditure during the year	\$	2,356,529	11

SESSIONAL PAPER No. 8

INDEPENDENT ORDER OF FORESTERS—*Continued.*

MISCELLANEOUS (MORTUARY DEPARTMENT).

Number of new policies reported during the year as taken . . .	28,826	
Amount of said policies		\$23,871,000 00
Number of policies become claims during the year	1,469	
Amount of said claims		1,562,947 72
Number of policies in force at date	192,086	
Amount of policies in force December 31, 1901		<u>217,027,500 00</u>

Number and amount of policies terminated during the year :—

	No.	Amount.
1. By death	1,242	\$ 1,440,069 45
2. By lapse	12,929	11,867,890 88
3. By maturity (annuity benefits)	78	10,907 55
4. " (expectation of life)	1	2,289 43
5. By surrender	1	632 71
6. By total and permanent disability	133	86,209 98
	<u>14,384</u>	<u>\$13,408,000 00</u>

	No.	Amount.
Policies in force at beginning of year	177,644	\$ 206,564,500
Policies issued during the year	28,826	23,871,000
Policies terminated as above	14,384	13,408,000
Policies in force at date of statement	<u>192,086</u>	<u>217,027,500</u>

SICK AND FUNERAL DEPARTMENT.

Amount of claims paid during the year (sickness)	\$	180,012 62
" " " (funeral)		10,770 36
Number of new insurers during the year	5,285	
" insured in sickness dept. at December 31, 1901	<u>36,802</u>	

BUSINESS DONE OUTSIDE OF CANADA.

(Included in above Statement.)

PAYMENTS BY MEMBERS (OUTSIDE OF CANADA).

Cash received for membership and certificate fees	\$	4,480 24
" extension of Order tax		129,916 12
" enrolment fees (Sick and Funeral Department)		4,370 00
" organizing account		1,106 55
" change of beneficiary		1,917 74
" assessments (mortuary)		1,491,143 89
" " (Sick and Funeral Department)		61,290 00
Total paid by members outside of Canada	<u>\$</u>	<u>1,694,224 54</u>

PAYMENTS TO MEMBERS (OUTSIDE OF CANADA).

Cash paid for death claims	\$	865,007 07
" disability benefits		42,959 98
" funeral claims		3,045 93
" sick benefit claims		50,356 46
" old age annuities		300 00
Total paid to members outside of Canada	<u>\$</u>	<u>961,669 44</u>

1-2 EDWARD VII., A. 1902

INDEPENDENT ORDER OF FORESTERS—*Continued.*

UNPAID CLAIMS (OUTSIDE OF CANADA).

Claims for sickness and funeral benefits due and unpaid.	\$ 3,809 53	
" death losses unpaid but not resisted.	76,796 66	
" " resisted—in suit	7,316 68	
" " resisted—not in suit	1,350 00	
" disability benefits unpaid	45,446 64	
Present value unpaid instalments of old age annuities.	2,269 00	
Total unpaid claims outside of Canada	\$	<u>136,988 51</u>

MISCELLANEOUS.

Number of new policies reported during the year as taken outside of Canada	21,866	
Amount of said policies	\$	17,902 500 00
Number of policies become claims during the year outside of Canada	814	
Amount of said claims		934,075 35
Number of policies in force outside of Canada, December 31, 1901	118,046	
Amount of said policies		133,719,000 00

SICK AND FUNERAL DEPARTMENT.

Amount of claims paid during the year outside of Canada (sickness)		50,356 46
" " " (funeral)		3,045 93
Number of new insurers during the year outside of Canada	1,894	
Number of insured in sickness department at December 31, 1901, outside of Canada		<u>10,652</u>

SUMMARY OF ACCOUNTS I. O. F., 1901.

I.—MORTUARY ACCOUNT.

Balance of funds, January 1, 1901	\$	4,312,987 18
Assessments		2,403,043 79
Interest and rents		141,266 14
	\$	<u>6,857,297 11</u>
Paid for claims	\$	1,537,992 45
5 per cent deductions from assessments		120,338 72
	\$	<u>1,658,331 17</u>
Balance of funds, December 31, 1901	\$	<u>5,198,965 94</u>

II.—SICK AND FUNERAL ACCOUNT.

Balance of funds at January 1, 1901	\$	164,805 04
Assessments		209,674 18
	\$	<u>374,479 22</u>

SESSIONAL PAPER No. 8

INDEPENDENT ORDER OF FORESTERS—*Concluded.*II.—SICK AND FUNERAL ACCOUNT—*Concluded.*

Paid for sick and funeral claims.	\$	190,782 98
5 per cent deductions from assessments.		10,551 99
	\$	<u>201,334 97</u>
Balance of funds, December 31, 1901.	\$	<u>173,144 25</u>

III.—GENERAL ACCOUNT.

Receipts 1901 :—Sundry fees.	\$	23,104 46
Extension of the Order Tax.		217,142 29
Interest and rents.		8,254 69
5 per cent from Mortuary Assessments.		120,338 72
5 per cent from Sick and Funeral Assessments.		10,551 99
	\$	<u>379,392 15</u>
Total income for year.	\$	379,392 15
Total net expenses of order for year.		627,753 68
	\$	<u>248,361 53</u>
Deficit for year 1901.	\$	248,361 53
" at January 1, 1901.		28,962 74
	\$	<u>277,324 27</u>

1. Mortuary fund, December 31, 1901.	\$	5,198,965 94
2. Sick and Funeral fund, December 31, 1901.		173,144 25
	\$	<u>5,372,110 19</u>
3. Deficit—General Account.		277,324 27
	\$	<u>5,094,785 92</u>

APPENDIX A

GENERAL STATEMENT OF BRITISH COMPANIES

FOR

YEAR ENDING DECEMBER 31, 1901.

(Received too late for publication with the Statements of their Canadian Business.)

THE GUARDIAN FIRE AND LIFE ASSURANCE COMPANY (LIMITED.)

GENERAL BUSINESS STATEMENT FOR THE YEAR ENDING DECEMBER 31, 1901.

(For Statement of Canadian business, see page 43.)

FIRE DEPARTMENT.

(Including Burglary Insurance Business.)

The Company's Act of Parliament, obtained in 1893, authorizes the company to transact burglary insurance business in combination with fire business, and last year power was taken to transact this business independently, the fire fund being responsible for such business.

The fire and burglary insurance premiums after deducting reinsurances, amounted to £423,651 13s., as against £393,249 19s. 4d., from the fire premiums alone in 1900, showing an increase of £30,401 13s. 8d., and the losses, after making the same deduction, to £250,784 14s., as against £258,028 4s. 8d. in 1900 from fire alone, a decrease of £7,243 10s. 8d.

The percentage of the losses upon the fire and burglary insurance premiums for 1901 was 59·19 as against 65·62 per cent upon the fire premiums alone in 1900. The expenses and commission together amounted to £141,756 9s. 7d., being 33·45 per cent on the premiums, as compared with 33·48 per cent in 1900.

After providing for losses and expenses, income tax on profits and bad debts, and for the premium reserve to cover the unexpired liability on policies current at the end of the year, there was a profit on the trading account of £16,478 10s. 10d. Adding to this the interest on the fire fund, which amounts to £21,069 11s. 5d., and £332 19s. 6d. profit on investments realized, there results a profit of £37,881 1s. 9d. The premium reserve fund amounts to £182,986 11s. 9d., which, together with the general fire reserve fund of £372,500, makes the total fire fund £555,486 11s. 9d.

SESSIONAL PAPER No. 8

Balances due to reinsuring companies.....	30,613	19	3	Indian and colonial government securities.....	49,917	2	2
Expenses of management due.....	3,228	2	2	Colonial corporation securities.....	43,923	7	5
Bills payable.....	2,522	8	10	Foreign government securities.....	10,892	5	8
Interest prepaid.....	504	0	5	Foreign government and other securities, deposits for license to transact fire insurance.....	53,039	5	7
Profit and loss, balance due to proprietors.....	37,881	1	9	Railway and other debentures and debenture stocks.....	170,052	9	9
				Railway preference stocks (British).....	17,715	8	1
				Indian railway stocks (guaranteed by Indian government).....	40,744	14	10
				Salvage corps (share of houses).....	4,764	2	0
				Outstanding premiums.....	13,399	1	8
				Agents' balances.....	73,823	3	5
				Balances due from reinsuring companies.....	3,235	0	0
				Outstanding interest :—			
				Accrued, but not payable.....	£ 6,026	9	0
				In arrear (all since paid).....	235	8	4
				Cash—On deposit.....	£ 23,450	0	0
				In hand and on current account.....	35,691	8	7
				Bill receivable—agents' remittances, &c.....	59,141	8	7
					2,257	9	10
					£ 636,768	8	9
					6,861	17	4
					£ 636,768	8	9

LIVERPOOL AND LONDON AND GLOBE.

GENERAL BUSINESS STATEMENT FOR THE YEAR ENDING DECEMBER 31, 1901.

(For statement of Canadian business, see pages 61 and 226.)

FIRE ACCOUNT.

	£	s.	d.		£	s.	d.	
Amount of fire reinsurance fund at the beginning of the year.	£	740,000	0	0	Losses by fire after deduction of re-insurances.	1,148,895	6	5
Premiums received after deduction of reinsurances.	1,788,204	6	9		Expenses of management.	253,756	11	5
					Commission	288,968	6	9
					Other payments, viz.—			
					Contributions to fire brigades at home and abroad.	£16,570	8	10
					State taxes (foreign).	31,321	15	1
					Carried to profit and loss.	47,892	3	11
					Amount of fire reinsurance fund at the end of the year, as in balance sheet.	48,691	18	3
						740,000	0	0
					<u>£2,528,204</u>	<u>6</u>	<u>9</u>	
						<u>£2,528,204</u>	<u>6</u>	<u>9</u>

PROFIT AND LOSS ACCOUNT.

	£	s.	d.		£	s.	d.	
Balance of last year's account.	£	1,076,998	12	7	Amount paid to Globe six per cent perpetual annuitants in 1901.	£49,626	0	0
Interest and dividends not carried to other accounts.	160,405	5	4		Less income tax.	2,894	17	0
Carried from fire account.	48,691	18	3					
Transfer fees.	26	10	6		Balance of dividend for 1900, paid May 22, 1901.	46,731	3	0
Exchange.	1,017	6	4		Balance—	135,102	0	0
					Interim dividend for the year 1901, paid Nov. 22.	£85,974	0	0
					*Carried to next year's account.	1,019,332	10	0
						1,105,306	10	0
					<u>£1,287,139</u>	<u>13</u>	<u>0</u>	
						<u>£1,287,139</u>	<u>13</u>	<u>0</u>

*The above balance will be reduced to £884,230 10s. by payment of balance of 1901 dividend on May 22.

LIVERPOOL AND LONDON AND GLOBE—Concluded.

BALANCE SHEET ON DECEMBER 31, 1901.

LIABILITIES.

Shareholders' capital.....	£	s.	d.
Life assurance fund—	245,640	0	0
Liverpool and London and			
Globe.....	£3,668,535	2	6
Globe.....	£162,605	6	7
Globe.....	162,605	6	7
Globe.....	3,831,140	9	1
Annuity fund—			
Liverpool and London and			
Globe.....	£1,728,794	9	4
Globe.....	2,587	15	5
Globe.....	2,587	15	5
Globe.....	1,731,382	4	9
General reserve fund.....	£1,300,000	0	0
Fire reinsurance fund.....	740,000	0	0
Profit and loss.....	1,019,332	10	0
Other funds, viz.—			
Investment fluctuation fund.....	190,233	6	1
Permanent fire policy deposit			
fund.....	68,020	1	4
Liability to the Globe annuitants,			
viz., £49,626 per annum, pay-			
able in perpetuity to Globe six			
per cent annuitants, and not en-			
tailing upon the company any			
liability to redeem, the payment			
of the annuity being collaterally			
secured by the guarantee fund			
of one million sterling, included			
in the enumeration of assets in			
this schedule, valued at.....	£1,102,800	0	0
Claims under life policies admitted			
but not paid—			
Liverpool and London and			
Globe.....	43,038	19	11
Globe.....	838	9	3
Globe.....	154,147	8	11
Outstanding fire losses.....			
Other sums owing by company—			
Dividends due and unpaid.....	3,349	4	0

ASSETS.

Liverpool and London and Globe.

Mortgages on property within the United Kingdom.....	£	s.	d.
Mortgages on property out of the United Kingdom.....	244,860	7	8
Loans on the company's policies.....	987,135	11	11
Investments—	151,272	5	10
In British government securities.....	119,452	3	0
United States government and state securities.....	359,342	7	6
United States municipal securities.....	335,141	10	2
Colonial government and state securities.....	390,452	18	5
Colonial municipal securities.....	142,323	16	9
Foreign government and state securities.....	118,400	2	1
Foreign municipal securities.....	32,648	15	9
Bonds and shares of other companies.....	71,057	17	10
Railway and other debentures and debenture stocks.....	2,701,147	4	9
Railway preference stocks.....	1,636,457	7	6
Railway preferred and ordinary stocks (of which £5,504 10s. 7d. is ordinary).....	106,463	10	11
House property, including offices partly occupied by the			
company.....	1,154,363	11	9
Land.....	10,976	9	6
Ground rents.....	34,674	14	4
Life interests and annuities.....	£497,170	16	6
Reversions.....	59,433	7	8
Agents' balances.....	£139,581	12	11
Being the uncollected			
portion of the revenue of			
the last quarter, ending on			
the date to which these			
accounts are made up;			
since collected.....	252,158	7	7
Outstanding pre-			
minims.....			
Outstanding interest, accrued but not due.....			
Cash—			
On deposit.....	£165,727	9	7
In hand and on current account with bankers.....	201,317	1	10
Other assets—			
Loans on life interests, annuities and rever-			
sions.....	£ 93,849	10	3
Loans on railway and other debenture bonds,			
shares and other stocks.....	20,484	14	4
Loans to local boards and counties in United			

 THE LONDON ASSURANCE.

 GENERAL BUSINESS STATEMENT FOR THE YEAR ENDING DECEMBER 31, 1901.

(For Statement of Canadian Business, see pages 69 and 236.)

LIFE DEPARTMENT.

During the past year new assurances were granted under 625 policies for £350,747, the premiums upon which amounted to £13,482 11s. 8d. Of this sum £37,000 has been reassured at premiums of £913.

The premium income of the year, after deduction of reassurances, amounted to £163,626 10s. 7d., and the total income from all sources amounted to £244,925 19s. 9d.

Claims have arisen under 179 policies for £179,334 7s. 0d. including £25,899 5s. 0d. Bonus additions and nine endowment assurance policies for £3,291 6s. 0d. have matured.

The total funds of the department on December 31, 1901, amounted to £2,145,324 13s. 1d.

The usual quinquennial valuation as at December 31, 1900, was completed in 1901, and the sum of £150,272 (in addition to £9,188 paid as interim bonuses during the preceding five years) was divided among the participating policy-holders. This is equivalent to a return of 27½ per cent of the premiums paid during the quinquennium.

FIRE DEPARTMENT.

The premium income of the year, after deduction of reassurances and returns, amounted to £451,924 1s. 5d., and the losses, inclusive of all claims to December 31, 1901, to £255,872 5s. 10d.

The balance at the credit of the fire fund, after transferring £60,000 to profit and loss account, amounted on December 31, 1901, to £678,064 2s. 1d.

MARINE DEPARTMENT.

The net premiums received during the year amounted to £226,470 13s. 1d. The losses paid and outstanding for 1901 and former years amounted to £151,909 15s. 10d. The balance at the credit of the marine fund amounted on December 31, 1901, to £176,780 12s. 3d.

SESSIONAL PAPER No. 8

THE LONDON ASSURANCE—Continued.

LIFE ASSURANCE ACCOUNT—NON-PARTICIPATING SERIES.

	1900.	1901.		1900.	1901.
	£	s. d.		£	s. d.
Dec. 31. Amount of life assurance fund at this date.....	622,830	4 10	Dec. 31. Claims under life policies after deduction of sums reassured	63,435	0 0
1901. Interest and dividends.....	£24,981	1 5	Surrenders.....	3,068	15 8
Less income tax.....	1,369	6 2	Annuities.....	2,025	8 2
Fees.....	Commission.....	1,275	19 5
			Expenses of management (apportioned).....	3,542	12 6
			Abatement of premiums.....	3,603	17 7
			Portion of profits appropriated to shareholders carried to profit and loss account.....	£15,000	0 0
			Less expenses of management as above.....	3,542	12 6
			Amount of life assurance fund at this date, as per balance sheet.....	11,457	7 6
				597,617	11 3
				£686,026	12 1

LIFE ASSURANCE ACCOUNT—PARTICIPATING SERIES.

	1900.	1901.		1900.	1901.
	£	s. d.		£	s. d.
Dec. 31. Amount of life assurance fund at this date.....	1,564,650	1 5	Dec. 31. Claims under life policies after deduction of sums reassured	119,190	13 0
1901. Interest and dividends.....	£60,928	15 4	Surrenders.....	9,974	2 3
Less income tax.....	3,293	6 5	Commission.....	5,578	8 4
			Expenses of management (apportioned).....	11,120	9 10
			Bonus taken in abatement of premiums.....	630	0 1
			Bonus paid in cash.....	47,353	8 5
			Portion of profits appropriated to shareholders carried to profit and loss account.....	£15,946	0 0
			Less expenses of management as above.....	11,120	9 10
			Amount of life assurance fund at this date, as per balance sheet.....	4,825	10 2
				1,547,707	1 10
				£1,746,379	13 11

THE LONDON ASSURANCE—Concluded.

FIRE ACCOUNT.

	£	s.	d.	1901.	£	s.	d.
1900.							
Dec. 31. Amount of fire insurance fund at this date.....	674,634	0	8	Dec. 31.	255,872	5	10
1901.					78,938	19	3
Dec. 31. Premiums after deduction of reassurances and returns...	451,924	1	5	Losses after deduction of reassurances and salvages.....	76,807	6	6
Interest and dividends.....	861	5	8	Commission.....	102	16	7
Less income tax.....				Bad debts.....	60,000	0	0
				Carried to profit and loss account.....			
				Amount of fire insurance fund at this date, as per balance sheet.....	678,064	2	1
					<u>£1,149,786</u>	<u>10</u>	<u>3</u>

MARINE ACCOUNT.

	£	s.	d.	1901.	£	s.	d.
1900.							
Dec. 31. Amount of marine insurance fund at this date.....	139,923	17	7	Dec. 31.	151,909	15	10
1901.					28,598	7	5
Dec. 31. Premiums after deduction of brokerage, discount, re-assurances and returns.....	226,470	13	1	Losses after deduction of reassurances and salvages on account of 1901 and former years.....	13,736	11	0
Interest and dividends.....	£4,996	7	6	Agents' commission.....	186	18	11
Less income tax.....	178	12	9	Bad debts.....			
				Amount of marine insurance fund at this date, as per balance sheet.....	176,780	12	3
					<u>£371,212</u>	<u>5</u>	<u>5</u>

PROFIT AND LOSS ACCOUNT.

	£	s.	d.	1901.	£	s.	d.
1900.							
Dec. 31. Balance of account at this date.....	142,426	7	11	Dec. 31.	89,655	0	0
1901.					1,133	16	6
Dec. 31. Interest and dividends not carried to other accounts.....	£32,697	13	5	Dividends to shareholders.....	159,488	14	1
Less income tax.....	1,169	0	11	Income tax.....			
Transferred from life assurance accounts—				Balance, as per balance sheet.....			
Non-participating.....	£11,457	7	6				
Participating.....	4,825	10	2				
Transferred from fire account.....	16,282	17	8				
Transfer fees.....	60,000	0	0				
	39	12	6				
	<u>£250,277</u>	<u>10</u>	<u>7</u>				

SESSIONAL PAPER No. 8

BALANCE SHEET, DECEMBER 31, 1901.

LIABILITIES.		ASSETS.	
£	s. d.	£	s. d.
Shareholders' capital, £896,550, of which is paid up.....	448,275 0 0	Mortgages on property within the United Kingdom.....	£946,293 16 6
General reserve fund.....	325,000 0 0	Loans upon parliamentary rates.....	290,949 11 10
Life assurance funds—		Loans upon rent charges.....	2,373 17 1
Non-participating.....	£ 597,617 11 3	Loans on the corporation's life policies.....	1,239,617 5 5
Participating.....	1,547,707 1 10	Loans on railway and other securities.....	55,982 19 0
Fire fund.....	£ 678,064 2 1	Investments—	64,085 15 7
Marine fund.....	176,780 12 3	In British government securities, viz.:	
Joint fire and marine funds.....	854,844 14 4	£236,273 11s. 0d. consols.....	£212,713 5 4
Profit and loss.....	159,488 14 1	Turkish 4 per cent guaranteed bonds.....	22,900 0 0
	£3,932,933 1 6	Colonial government securities.....	235,613 5 4
Outstanding life claims.....	£ 43,609 19 0	Foreign government securities.....	69,850 0 0
" fire losses.....	42,246 0 0	Municipal securities.....	236,675 12 9
" marine losses.....	150 1 7	Railway and other debentures and debenture stocks.....	255,012 17 11
" dividends to shareholders.....	6,408 0 0	Railway and other preferred and ordinary stocks.....	849,458 3 5
" income tax.....	982 8 7	Indian railway annuities guaranteed.....	544,973 15 3
Fire premiums due to other companies.....	17,322 3 5	Ground rents.....	55,466 0 0
Life premiums paid in advance.....	369 17 7	Reversions.....	144,123 5 1
Marine premiums due to other companies.....	11,979 16 2	Life interests.....	38,081 4 5
Clerks' saving fund.....	7,180 10 2	Premises account.....	1,116 19 3
		Agents' balances, viz. :—	2,241 0 11
	130,257 16 6	Life.....	£ 12,816 9 9
		Fire.....	74,070 3 4
		Marine.....	37,829 16 3
		Loans upon personal security.....	124,716 9 4
		Outstanding premiums.....	Nil
		" interest.....	54,080 18 7
		Fire premiums due by other companies.....	7,510 14 7
		Cash :—	2,965 8 4
		On deposit.....	£ 11,000 0 0
		In hand and on current accounts.....	60,307 2 4
		Bills receivable.....	71,307 2 4
		Policy stamps.....	8,961 2 2
			250 18 4
			£4,063,190 18 0

THE NORTHERN ASSURANCE COMPANY.
 GENERAL BUSINESS STATEMENT FOR THE YEAR ENDING DECEMBER 31, 1901.
 (For statement of Canadian business, see page 92.)

FIRE DEPARTMENT.

The premiums received last year amounted to £852,927 11s. 3d., showing, in comparison with the premiums of the previous year, an increase of £100,617 15s. 11d. The losses incurred amounted to £526,834 0s. 3d., or 61.8 per cent of the premiums. This is the highest ratio which has been experienced by the company since the year 1893. The general average of the experience of the company from the beginning is now 58.6 per cent, or, including its provision for losses on current risks, 60.4 per cent. The expenses of management (including commission to agents and charges of every kind) came to £281,707 3s. 1d., or 33 per cent of the premiums, a ratio 1.4 less than that of the preceding year.

After crediting the account with £300,923 18s. 2d., the amount set aside in 1900 as provision for 'current risks,' and charging it with £341,171 0s. 6d., being 40 per cent of the premiums for 1901, as a similar provision of the latter year, there remains a small credit balance of £4,139 5s. 7d., which, as usual, has been transferred to the profit and loss account.

Amount of fire fund at the beginning of the year.....	£1,000,000	0	0
Proportion of premiums set aside to meet liability under current policies at December 31, 1900.....	£300,923	18	2
Premiums received (after deduction of reinsurance).....	852,927	11	3
Amount of fire fund at the beginning of the year.....	£1,000,000	0	0
Losses by fire paid and outstanding (after deduction of reinsurance).....	£526,834	0	3
Commission.....	127,209	2	2
Expenses of management.....	154,498	0	11
Proportion of premiums set aside to meet liability under current policies, being 40 per cent of the revenue for 1901.....	341,171	0	6
Balance of revenue transferred to profit and loss account.....	4,139	5	7
Amount of fire fund at the end of the year, as per balance sheet (No. 7).....	£1,000,000	0	0

£1,153,851	9	5	£1,000,000	0	0
Balance brought forward from last year.....	£	210,714	11	11	
Amount transferred from non-participation life account in terms of resolution of general meeting, held June 14, 1901, and set apart for "shareholders' life bonus".....	30,000	0	0		
Balance of interest account, after deducting the amounts due to the life and other funds.....	65,826	6	9		
Amount transferred from fire account (see No. 1).....	4,139	5	7		
Profit and loss account.....	£	210,714	11	11	
Amount transferred to staff pension fund in terms of resolution of general meeting, held June 14, 1901.....	£	10,000	0	0	
Dividend and bonus, declared June 14, 1901.....	60,000	0	0		
Shareholders' life bonus (1901-5), 1st instalment.....	6,000	0	0		
Dividend declared November 21, 1901.....	30,000	0	0		
Income tax, after deducting amount applicable to life and other accounts.....	2,213	0	6		
Allowances to retired officers of the company, and to families of deceased officers.....	1,616	0	0		
Company's moiety of assurance premiums of staff.....	988	14	8		
Agents' and other balances irrecoverable.....	782	3	10		
Loss on exchange.....	202	7	8		
Balance at credit of this account as per balance sheet (No. 7).....	£174,877	17	7		
General fund.....	£24,000	0	0		
Shareholders' life bonus, instalments 1902-5.....	198,877	17	7		
£	£	310,680	4	3	

SESSIONAL PAPER No. 8

BALANCE SHEET AT DECEMBER 31, 1901.

LIABILITIES.		ASSETS.	
Shareholders' capital paid-up.....	£ 300,000	0	0
Fire reserve fund.....	1,000,000	0	0
Proportion of fire premiums set aside to meet liability under current policies.....	341,171	0	6
Endowment and capital redemption fund.....	28,890	18	2
Life assurance fund—Non-participation branch.....	316,477	12	4
Life assurance fund—Participation branch.....	3,130,226	3	11
Annuity fund.....	526,135	9	7
Staff pension fund.....	49,227	2	0
Fletcher trust fund.....	7,810	13	1
Balance at the credit of profit and loss account.....	198,877	17	7
	£5,898,816	17	2
Outstanding life claims.....	£49,143	8	0
Unclaimed surrender values.....	3,525	17	6
Outstanding fire losses.....	85,582	18	11
Outstanding charges.....	11,249	2	7
Bills payable.....	10,104	3	4
Due to other companies and agents.....	84,813	11	7
Shareholders' dividends unclaimed.....	2,663	1	2
	247,082	3	1
Mortgages on property within the United Kingdom.....	£ 224,748	6	9
Mortgages on property out of the United Kingdom (Viz., in Australia, under the direction of the local board at Melbourne.).....	41,014	11	5
Loans on parochial and other public rates.....	356,985	13	11
" life interests.....	52,100	0	0
" reversions.....	29,270	4	4
" Indian government securities.....	20,000	0	0
" company's policies.....	151,421	17	6
Investments—			
In British government securities.....	341,482	1	8
British municipal securities.....	68,905	17	7
Indian and colonial government securities.....	277,460	8	5
Indian and colonial municipal securities.....	131,921	15	8
Indian and colonial provincial securities.....	344,412	19	10
Foreign government securities.....	674,783	6	0
Foreign provincial securities.....	88,152	11	5
Foreign municipal securities.....	568,791	14	6
Railway and other debentures and debenture stocks—Home and foreign.....	761,193	5	3
Railway and other preference and guaranteed stocks.....	463,081	6	6
Railway ordinary stocks.....	19,821	14	9
Gas and water ordinary stocks.....	105,704	15	4
Rent charges.....	24,536	3	2
House property (company's offices).....	341,974	5	5
" (mortgages foreclosed).....	111,581	18	11
Company's interest in salvage corps buildings.....	6,365	11	9
Freehold ground rents.....	49,312	2	4
Reversions.....	368,354	2	11
Bills receivable.....	15,011	17	0
Due from other companies and agents.....	257,581	0	4
Outstanding premiums.....	29,270	19	9
Outstanding interest and dividends.....	4,897	11	6
Interest accrued but not payable.....	51,800	13	0
Cash in the hands of bankers (on deposit).....	69,549	1	8
Cash in the hands of bankers (on current account).....	92,308	3	1
Stamps on hand.....	267	6	10
Cash in hand.....	1,835	11	9
	£6,145,899	0	3

THE NORWICH UNION FIRE INSURANCE SOCIETY.

GENERAL BUSINESS STATEMENT FOR THE YEAR ENDED DECEMBER 31, 1901.

(For Statement of Canadian Business, see page 94.)

REVENUE ACCOUNT.		£	s.	d.
Premiums	743,532	2	11
Interest	203,531	1	11
Transfer fees	165,819	7	4
Balance			
Losses by fire			
Commission			
Expenses of management, &c.			
		£1,112,882	12	2

PROFIT AND LOSS ACCOUNT.		£	s.	d.
Balance disposable, 1900	55,000	0	0
Reserve on current policies, 1900	1,000	0	0
Profit on sale of stock, less decreased value of investments.	345,491	17	9
Balance of revenue account	42,275	3	1
Balance disposable	153,791	2	1
		£597,558	2	11

BALANCE SHEET AT DECEMBER 31, 1901.		£	s.	d.
LIABILITIES.				
Paid-up capital	132,000	0	0
Fire insurance fund:—				
Reserve fund	520,000	0	0
Reserve on current policies	345,491	17	9
Balance disposable	153,791	2	1
Retained for losses outstanding	1,019,282	19	11
Expenses unpaid, estimated at	60,545	9	11
Bills payable	3,000	0	0
Clerk's superannuation and benefit fund	8,007	8	4
Unclaimed dividends	25,464	16	11
		214	2	0
		£1,248,514	17	0
ASSETS.				
British government securities	94,000	0	0
Bank of England stock	79,320	0	0
Railway debenture stock	52,477	10	0
Colonial government, railway, and other securities	81,629	0	0
United States government securities	103,312	10	0
United States railway, municipal, and other securities	322,601	10	0
Other American government securities	40,807	15	6
European government securities	5,874	10	0
South African Republic government securities	4,650	0	0
Investment funds, municipal stocks, &c	66,878	15	0
Mortgage and real estate	65,900	0	0
Salvage corps building funds	5,252	4	7
Interest accrued	9,489	15	4
Bills receivable	1,537	3	5
Bankers' balances, English	53,087	15	5
Bankers' balances, foreign and colonial	85,128	12	11
Premiums in course of collection (since collected), less commission	75,082	16	5
Agents' balances	98,384	18	5
Cash in office	100	0	0
		£1,248,514	17	0

THE ROYAL INSURANCE COMPANY.

GENERAL BUSINESS STATEMENT FOR THE YEAR ENDING DECEMBER 31, 1901.

(For Statement of Canadian Business, see pages 117 and 314.)

FIRE ACCOUNT.

	£	s.	d.		£	s.	d.
Amount of fire fund at the beginning of the year	928,000	0	0	Losses by fire after deduction of insurances	1,484,880	13	4
Premiums received after deduction of reinsurances	2,509,720	11	4	Commission	331,648	4	5
				Expenses of management	529,826	18	4
				Amount carried to profit and loss	163,364	15	3
				Amount of fire fund at the end of the year as per balance sheet	928,000	0	0
	<u>£3,437,720</u>	<u>11</u>	<u>4</u>		<u>£3,437,720</u>	<u>11</u>	<u>4</u>

PROFIT AND LOSS ACCOUNT.

	£	s.	d.		£	s.	d.
Balance of last year's account	952,522	4	9	Interim dividend for 1901	117,566	2	0
Less balance of dividend for 1900	125,234	0	0	Income tax	3,044	1	2
	<u>£ 827,288</u>	<u>4</u>	<u>9</u>	Purchase of businesses of Kent, United Kent and Lancashire companies, which includes 5,395 Royal shares (£3 paid) issued to shareholders of the said companies	409,886	18	0
Interest and dividends not carried to other accounts. £130,616 16 11				Balance carried forward	589,217	3	5
Less interest to Superannuation fund 1,596 19 10							
	129,019	17	1				
Transfer fees	41	7	6				
Amount from the fire account	163,364	15	3				
	<u>£1,119,714</u>	<u>4</u>	<u>7</u>		<u>£1,119,714</u>	<u>4</u>	<u>7</u>

LIFE ASSURANCE ACCOUNT.

	£	s.	d.		£	s.	d.
Amount of Life Assurance Fund at the beginning of the year	5,711,845	15	7	Claims under life policies including reversionary bonuses, after deduction of sums reassured	558,785	2	2
Amount transferred from United Kent fund	480,196	17	5	Surrenders	38,270	15	1
Amount transferred from Lancashire fund	1,128,937	2	0	Bonuses in cash	3,592	16	10
Premiums after deduction of reinsurance premiums	627,232	1	4	Commission	31,490	11	2
Interest	266,621	5	4	Expenses of management	50,185	14	3
Assignment fees	242	17	6	Amount of life assurance fund at the end of the year as per balance sheet	7,532,750	19	8
	<u>£8,215,075</u>	<u>19</u>	<u>2</u>		<u>£8,215,075</u>	<u>19</u>	<u>2</u>

ANNUITY ACCOUNT.

	£	s.	d.		£	s.	d.
Amount of annuity fund at the beginning of the year	406,940	6	9	Annuities	41,328	13	3
Amount transferred from United Kent fund	75,899	2	0	Commission	1,036	13	2
Amount transferred from Lancashire fund	7,411	8	0	Expenses of management	585	1	10
Consideration for annuities granted	50,568	14	1	Amount of annuity fund at the end of the year as per balance sheet	514,517	9	0
Interest	16,648	6	5				
	<u>£ 557,467</u>	<u>17</u>	<u>3</u>		<u>£ 557,467</u>	<u>17</u>	<u>3</u>

SESSIONAL PAPER No. 8

ROYAL—*Concluded.*BALANCE SHEET AT DECEMBER 31, 1901—*Concluded.*

LIABILITIES.	£	s.	d.	ASSETS.	£	s.	d.
				Leasehold buildings :—			
				England	132,103	7	2
				Loans, to various towns and town-			
				ships on security of the rates:—			
				England..... £	335,607	9	8
				Scotland	8,511	10	8
					344,119	0	4
				Loans, on English and Scottish			
				railway and other securities, with			
				margins	129,305	2	0
				Agents' balances (since received)...	174,698	3	0
				Outstanding premiums "	28,851	18	3
				Outstanding interest "	102,218	0	10
				Cash in hand and on current ac-			
				count with bankers.....	130,219	4	5
	£11,988,025	17	3		£11,988,025	17	3

THE SUN INSURANCE OFFICE.
GENERAL BUSINESS STATEMENT FOR THE YEAR ENDED DECEMBER 31, 1901.

(For Statement of Canadian Business, see page 125.)

REVENUE ACCOUNT.

	£	s.	d.
Reserve for unexpired risks brought forward from 1900.....	428,222	13	3
Premiums, less reinsurances.....	1,165,346	12	6
Income from investments (less income tax).....	82,237	0	10
Losses.....			£192,714 14 9
Commission.....			205,841 13 2
General expenses.....			398,556 7 11
Reserve for unexpired risks at 31st December, 1901, being 40 per cent of premium income.....	466,138	13	0
Balance carried to profit and loss account.....	140,477	11	2
	£1,675,806	6	7

PROFIT AND LOSS ACCOUNT.

	£	s.	d.
Balance brought forward from 1900.....	172,026	11	7
Deduct dividend paid January, 1901.....	£ 48,000	0	0
" " " July, 1901.....	54,000	0	0
Balance from revenue account.....	£ 70,026	11	7
Transfer fees.....	140,477	11	2
	45	17	6
	£ 210,550	0	3

BALANCE SHEET AT DECEMBER 31, 1901.

	£	s.	d.		£	s.	d.
LIABILITIES.				ASSETS.			
Capital.....				Investments—			
240,000 shares of £10 each, 10 shillings per share paid.....	£2,400,000			Mortgages on property within the United Kingdom.....	273,604	5	3
N. B.—2,500 of these shares are held by the office but are not included among the investments.				Mortgages on property outside the United Kingdom.....	37,600	0	0
General reserve.....	100,000	0	0	British Government securities.....	75,000	0	0
Special reserve.....	100,000	0	0	Indian and Colonial Government securities.....	52,430	19	9
Dividend reserve.....	100,000	0	0	Foreign Government securities.....	118,408	11	8
Investment reserve.....	42,604	1	5	Railway and other guaranteed, preference and ordinary shares and stocks.....	301,452	18	6
Reserve for risks not yet expired, being 40 per cent of the premium income for the year.....	466,138	13	0				
	£ 210,550	0	3		£ 210,550	0	3

SESSIONAL PAPER No. 8

Pension fund.....	42,221	18	4				
Balance at credit of profit and loss account.....	204,751	7	1				
	<u>£2,275,695</u>	<u>19</u>	<u>10</u>				
Outstanding losses.....	118,600	1	8				
Agents' balances.....	5,510	8	10				
Amounts due to other offices for reinsurances.....	44,084	10	5				
Bills payable.....	4,695	0	3				
Reserve for outstanding commission and charges.....	8,500	0	0				
Clerks' deposit fund.....	8,189	19	2				
Dividend warrants uncleared.....	6	19	0				
	<u>£2,465,282</u>	<u>19</u>	<u>2</u>				
Railway debentures and debenture stocks.....		274,403	10	0			
Other debentures and debenture stocks and municipal bonds.....		246,841	17	0			
House property, including premises occupied by the office.....		659,864	10	2			
Salvage corps premises.....		14,119	15	10			
Other investments.....		5,900	0	0			
Deposits with Colonial banks.....		19,737	10	0			
		<u>2,079,543</u>	<u>18</u>	<u>2</u>			
Branch and agency balances.....		197,839	8	4			
Due by other offices.....		20,399	13	5			
Outstanding premiums (since received).....		41,705	10	9			
Bills receivable.....		4,501	2	1			
Cash on deposit and at bankers, and in hand.....		121,293	6	5			
		<u>£2,465,282</u>	<u>19</u>	<u>2</u>			

LISTS OF CANADIAN DIRECTORS OR ADVISORY BOARDS OF BRITISH COMPANIES.

ALLIANCE ASSURANCE COMPANY, (LIMITED).

Hon. J. R. Thibaudeau, Chairman; Jonathan Hodgson, James P. Dawes and William Smith.

BRITISH EMPIRE MUTUAL LIFE ASSURANCE COMPANY.

Thos. Fyshe, Wm. Molson Macpherson, Robt. MacDougall Paterson, A. A. Browne, M.D., A. McDougald.

GUARDIAN FIRE AND LIFE ASSURANCE COMPANY, (LIMITED).

W. M. Ramsay, Chairman; Hon. Alphonse Desjardins, Deputy Chairman; R. Wilson Smith, J. O. Gravel and W. H. Beatty.

LIVERPOOL AND LONDON AND GLOBE INSURANCE COMPANY, (LIMITED).

A. F. Gault, Chairman; W. J. Buchanan, Deputy Chairman; Samuel Finley, E. S. Clouston, Hon. Sir Alexander Lacoste, G. F. C. Smith.

LONDON AND LANCASHIRE LIFE ASSURANCE COMPANY.

Rt. Hon. Lord Strathcona and Mount Royal, Chairman; R. B. Angus, Vice-chairman; Chas. R. Hosmer, Chas. M. Hays, Henry Stikeman, E. L. Pease.

LONDON GUARANTEE AND ACCIDENT COMPANY, (LIMITED.)

(Advisory Board.)

Sir William R. Meredith, Robert Kilgour and the Hon. George A. Cox.

NORTH BRITISH AND MERCANTILE INSURANCE COMPANY.

Archibald Macnider, Henri Parbeau, Hon. Geo. A. Drummond and Charles F. Sise.

NORWICH UNION FIRE INSURANCE SOCIETY.

Thomas C. Patterson and J. J. Foy.

OCEAN ACCIDENT AND GUARANTEE CORPORATION, (LIMITED).

(Advisory Board.)

William M. Ramsay and Edward B. Greenshields.

SCOTTISH UNION AND NATIONAL INSURANCE COMPANY.

(Advisory Board.)

Hon. L. J. Forget, Thomas MacDougall and C. F. Smith.

STANDARD LIFE ASSURANCE COMPANY.

James A. Gillespie, E. B. Greenshields, H. V. Meredith, Angus W. Hooper, W. M. Ramsay.

APPENDIX B

LIST OF DIRECTORS

LIST OF SHAREHOLDERS

AS AT DECEMBER 31, 1901.

THE UNIVERSITY OF CHICAGO
LIBRARY
1215 EAST 58TH STREET
CHICAGO, ILLINOIS 60637
TEL: 773-936-3000
WWW.CHICAGO.LIBRARY.EDU

UNIVERSITY OF CHICAGO

UNIVERSITY OF CHICAGO
LIBRARY
1215 EAST 58TH STREET
CHICAGO, ILLINOIS 60637
TEL: 773-936-3000
WWW.CHICAGO.LIBRARY.EDU

UNIVERSITY OF CHICAGO

UNIVERSITY OF CHICAGO
LIBRARY
1215 EAST 58TH STREET
CHICAGO, ILLINOIS 60637
TEL: 773-936-3000
WWW.CHICAGO.LIBRARY.EDU

SESSIONAL PAPER No. 8

THE ANGLO-AMERICAN FIRE INSURANCE COMPANY.

LIST OF DIRECTORS (As at December 31, 1901).

S. F. McKinnon, President; J. J. Long, Vice-President; A. A. Allen, John R. Barber, Dr. George H. Bowlby, A. B. Cunningham, H. P. Eckardt, John Flett, John Gowans, W. J. Gage, John Knox, R. Millichamp, J. N. Shenstone, Dr. Uriah M. Stanley, Hugh Waddell.

LIST OF SHAREHOLDERS.

Name.	Residence.	Number of Shares.	Amount.	Amount paid.
			\$	\$
Allan, A. A.	Toronto	50	5,000	1,000
Anglin, S.	Kingston	10	1,000	200
Arthur, J. Robins.	Collingwood	20	2,000	400
Abbot, Edwin	Brockville	10	1,000	200
Ainley, Norman.	Glen Williams	10	1,000	200
Bain, William	Toronto	4	400	
Barber, J. R.	Georgetown.	100	10,000	2,000
Booth, Anna E.	Millbrook	10	1,000	200
Bowlby, George H.	Berlin	50	5,000	1,000
Boeckh, Emil C.	Toronto	10	1,000	200
Bruce, Edward W.	"	20	2,000	400
Barron, William	Brantford	10	1,000	100
Burnley, S. M. & Bro	"	10	1,000	200
Boughner, J. C.	"	5	500	100
Berry, William	"	10	1,000	200
Bennett, Josiah	Toronto	20	2,000	400
Brown, Alexander.	"	10	1,000	200
Burgess, H. H.	Owen Sound	10	1,000	200
Burnham, George	Peterboro	10	1,000	200
Brown, Mrs. Sarah.	Brantford	5	500	100
Bowie, R.	Brockville	50	5,000	1,250
Bulloch, W. J.	Gananoque	10	1,000	200
Burrows, F.	Napance	5	500	100
Brook, B. F.	Listowel	50	5,000	1,000
Bertrand, C. A.	Courtwright	1	100	10
Cunningham, A. B.	Kingston	50	5,000	1,000
Craig, James.	Seaforth	30	3,000	600
Clark, Robert.	Goderich	20	2,000	400
Cowan, John W.	Toronto	10	1,000	200
Cockshutt, Frank	Brantford	20	2,000	400
Coates, Daniel H.	"	5	500	100
Cocker, J. H.	"	10	1,000	
Clarke, W. H.	Lindsay	20	2,000	200
Copland, W. A.	Collingwood	40	4,000	800
Chant, Sperrin	St. Thomas	10	1,000	100
Crone, J. E.	Markdale	15	1,500	300
Cavanagh, Milton	Owen Sound	20	2,000	400
Carpenter, E. R.	Collingwood	10	1,000	200
Campbell, Alexander.	Kincardine	10	1,000	200
Caldwell, William.	Peterboro	50	5,000	1,000
Cousins, Annie	Brantford	10	1,000	100
Collins, J. D.	Peterboro	10	1,000	200
Craig, William.	Port Hope	5	500	100
Cossitt, Newton	Brockville	50	5,000	1,000
Charlesworth, H. G.	Toronto	30	3,000	
Clements, L.	Kingston	10	1,000	200
Cappon, James	"	20	2,000	200
Cook, Daniel	Georgetown.	10	1,000	500
Curtiss, James D.	St. Thomas	100	10,000	1,000
Dupuis, N. F.	Kingston	20	2,000	400
Dunlop, H. C.	Goderich	50	5,000	
Dalton, C. C.	Toronto	20	2,000	400
Dusseau, L. V.	"	10	1,000	200
Eckhardt, H. P.	"	75	7,500	1,500
Ego, Angus	Markdale	10	1,000	200

1-2 EDWARD VII., A. 1902

ANGLO-AMERICAN FIRE INSURANCE COMPANY—Continued.

LIST OF SHAREHOLDERS—Continued.

Name.	Residence.	Number of Shares.	Amount.	Amount paid.
			\$	\$
Flett, John.....	Toronto.....	50	5,000	1,000
Fair, Robert.....	Peterboro'.....	10	1,000	200
Follett, Joseph J.....	Toronto.....	10	1,000	100
Fife, Mrs. E. J.....	Peterboro'.....	50	5,000	1,000
Frawley, M. J.....	Barrie.....	20	2,000	400
Findley, Edward.....	Georgetown.....	10	1,000	100
Forrester, Andrew.....	Mitchell.....	50	5,000	1,000
Fowler, George S.....	Teeswater.....	10	1,000	200
Fulton, James.....	St. Thomas.....	100	10,000	1,000
Gowans, John.....	Toronto.....	50	5,000	1,000
Gage, W. J.....	".....	50	5,000	1,000
Grant, J. J.....	Brantford.....	10	1,000	200
Grobb, Franklin.....	".....	20	2,000	2,000
Gillespie, A.....	Lindsay.....	10	1,000	
Galbraith, William.....	Belleville.....	20	2,000	400
Galbraith, Catherine.....	".....	30	3,000	600
Graham, Thomas.....	Fenelon Falls.....	5	500	100
Govenlock, William.....	Seaforth.....	50	5,000	1,000
Gallagher, James.....	Teeswater.....	5	500	100
Hallam, John.....	Toronto.....	50	5,000	1,000
Hill, W. H.....	Peterborough.....	3	300	60
Heyd, George D.....	Brantford.....	45	4,500	900
Hamilton, J. R.....	".....	15	1,500	300
Harley, A. E.....	".....	10	1,000	200
Harley, W. R.....	".....	10	1,000	200
Harold, John.....	".....	10	1,000	200
Hewton, John.....	Kingston.....	10	1,000	200
Howie, Hugh.....	Brantford.....	10	1,000	500
Hill, Solomon.....	Markdale.....	10	1,000	200
Hamilton, A.....	Warren.....	30	3,000	
Hannah, Franklin.....	Brantford.....	25	2,500	500
Harold, Samuel.....	".....	50	5,000	2,500
Hume, John.....	Port Hope.....	10	1,000	200
Harold, Mrs. Edith.....	Brantford.....	20	2,000	400
Harris, Morgan E.....	".....	50	5,000	1,000
Harrington, Catherine.....	Toronto.....	10	1,000	
Jenkins, Mrs. F. E.....	Owen Sound.....	10	1,000	200
Jackson, W. Frederick.....	Brockville.....	10	1,000	200
Johnson, J. A.....	Consecon.....	10	1,000	200
Knox, John.....	Hamilton.....	50	5,000	1,000
Kilgour, Joseph.....	Toronto.....	50	5,000	
Krauz, Carl.....	Berlin.....	10	1,000	100
Kerr, John R.....	Brantford.....	10	1,000	200
Knight, A. P.....	Kingston.....	10	1,000	200
Kerr, R. J.....	Brantford.....	5	500	100
Long, Thomas.....	Toronto.....	50	5,000	1,000
Leitch, John A.....	Brantford.....	10	1,000	200
Lytle, H. J.....	Lindsay.....	20	2,000	400
Long, J. J.....	Collingwood.....	100	10,000	2,000
Leitch, Archibald.....	St. Thomas.....	50	5,000	500
McKinnon, S. F.....	Toronto.....	220	22,000	4,400
McIntosh, John A.....	".....	50	5,000	1,000
McLaughlin, R. J.....	Lindsay.....	5	500	100
McWilliams, Elizabeth M.....	Brantford.....	5	500	100
McLean, Thomas.....	".....	10	1,000	200
McLaughlin, Michael.....	Toronto.....	10	1,000	200
Macpherson, Angus.....	Markdale.....	10	1,000	200
McLaughlin, J. F.....	Toronto.....	5	500	100
McCauly, R.....	Lindsay.....	10	1,000	200
McFaul, A. M.....	Collingwood.....	10	1,000	200
McLeod, Norman.....	Stayner.....	1	100	10
McCrimmon, Neil.....	Whitby.....	50	5,000	
McLarty, Duncan.....	St. Thomas.....	5	500	50
Mills, James.....	Guelph.....	50	5,000	500
Moore, W. P.....	Georgetown.....	10	1,000	500

SESSIONAL PAPER No. 8

ANGLO-AMERICAN FIRE INSURANCE COMPANY—Continued.

LIST OF SHAREHOLDERS—Continued.

Name.	Residence.	Number of Shares.	Amount.	Amount paid.
			\$	\$
Musgrove, Rev. P.	Seaforth	35	3,500	700
Millman, Thomas	Toronto	10	1,000	200
Murray, William	Kincardine	20	2,000	400
Murray, Rev. J. L.	"	10	1,000	200
Millichamp, R.	Toronto	50	5,000	1,000
Michie, John F.	"	10	1,000	200
Magwood, John	Lindsay	10	1,000	200
Middleboro, W. S.	Owen Sound	10	1,000	200
Morgan, J. D.	Dundalk	10	1,000	200
Marsh, Rev. C. H.	Lindsay	10	1,000	200
Mulloy, Charles W.	Aurora	30	3,000	600
Morrow, R. F.	Peterborough	50	5,000	1,000
Mills, Nelson	Marysville, Mich.	50	5,000	500
Neelands, Jacob	Lindsay	20	2,000	400
Nichol, William	Brantford	10	1,000	200
Nightingale, James	"	10	1,000	200
Nordheimer, S. C.	Toronto	10	1,000	200
Nurbmberger, August	"	10	1,000	200
Nerlich, Emil	"	10	1,000	200
Neelands, John	Brantford	10	1,000	200
Nairn, Charles A.	Goderich	20	2,000	400
Orr, J. O.	Toronto	100	10,000	
Pool, Thomas	Lindsay	10	1,000	
Parke, W. T.	Woodstock	10	1,000	
Pinch, John S.	Owen Sound	20	2,000	400
Philp, D. L.	Brantford	10	1,000	200
Parker, Henry	Durham	5	500	100
Robertson, R. W.	Brantford	50	5,000	1,000
Ranton, W. Geo.	"	10	1,000	200
Reynolds, P. W.	Norwood	10	1,000	200
Ruston, Thomas	Georgetown	10	1,000	1,000
Robson, Thomas	Fenelon Falls	5	500	100
Rose, D. A.	Toronto	10	1,000	
Shenstone, Joseph N.	"	50	5,000	1,000
Stevens, W. H.	Lindsay	10	1,000	200
Stanley, U. M.	Brantford	50	5,000	1,000
Somerville, W.	Seaforth	10	1,000	200
Smith, A. Dalton	Mitchell	50	5,000	1,000
Stenabaugh, Hermon	Brantford	20	2,000	400
Shapley, H.	"	50	5,000	1,800
Strathy, H. H.	Barrie	20	2,000	400
Sotheran, J. H.	Lindsay	1	100	10
Sablère, C. H. R. De La	Toronto	10	1,000	200
Sinclair, Duncan J.	Woodstock	10	1,000	200
Simpson, Isaac	Kingston	20	2,000	400
Schell, R. S.	Brantford	50	5,000	1,000
Swale, Cecil	Warton	10	1,000	200
Stephens, R. L.	Markdale	10	1,000	200
Sutherland, James	Newmarket	10	1,000	1,000
Speight, J. A.	Acton	10	1,000	200
Somerville, Eva.	Seaforth	5	500	100
Spotton, Anson	Harriston	5	500	
Tudhope, W. R.	Toronto	80	8,000	
Turner, Henry A.	Millbrook	10	1,000	200
Tom, J. Elgin	Goderich	20	2,000	400
Terryberry, E. B.	Brantford	15	1,500	600
Tranmer, E. G.	"	10	1,000	200
Thompson, Richard	Paris	10	1,000	
Tretheway, John	Owen Sound	20	2,000	400
Tobey, J. D.	Tara	10	1,000	200
Twoomey, Jeremiah	Fenelon Falls	5	500	100
Towler, W. D.	140 Buxton Road, Stockport, Eng.	10	1,000	200
Verity, Minnie	Brantford	10	1,000	200
Vance, G. M.	Shelburne	5	500	100

1-2 EDWARD VII., A. 1902

ANGLO-AMERICAN FIRE INSURANCE COMPANY—*Concluded.*LIST OF SHAREHOLDERS—*Concluded.*

Name.	Residence.	Number of Shares.	Amount.	Amount paid.
Verity, W. J.	Brantford	15	\$ 1,500	\$ 300
Verity, Percy E.	"	20	2,000	400
Vrooman, J. P.	Napanee	5	500	100
Webster, Samuel	Norvale	10	1,000	500
Wood, W. T.	Millbrook	10	1,000	200
Wilkinson, W.	Brantford	5	500	50
Wilkes, Alfred J.	"	5	500	100
Waddell, Hugh	Peterborough	100	10,000	2,000
Wood, Isaac	Kingston	10	1,000	200
Whitehead, W. M.	Paris	10	1,000
Whitney, Charles	Brantford	10	1,000	200
Williams, W. J.	"	10	1,000	500
Webster, David	"	10	1,000	200
Woodrow, Alberta F.	Aurora	5	500	100
Wilson, Thomas	Tara	1	100	20
Williams, William	Collingwood	10	1,000	200
Widdifield, W. C.	Newmarket	10	1,000	200
Witts, Laura K.	Brantford	10	1,000	200
Ward, Henry A.	Port Hope	5	500	50
Wilkins, Frederick W.	Norwood	20	2,000	400
Wood, James	Toronto	50	5,000	500
Wallace, A. E.	St. Thomas	100	10,000
Watson, F. C.	Sarnia	5	500	50
		4,721	\$472,100	\$85,060

SESSIONAL PAPER No. 8

THE BOILER INSPECTION AND INSURANCE COMPANY OF CANADA.

LIST OF DIRECTORS (As at December 31, 1901).

John L. Blaikie, President; E. W. Rathbun, Vice-President; W. B. McMurrich, George McMurrich,
W. H. Wilkison, John Bell, C. S. Campbell.

LIST OF SHAREHOLDERS (As at December 31, 1901).

Name.	Residence.	Amount subscribed for.	Amount paid up in cash.
		\$	\$
Bate, Thomas B., estate of.....	St. Catherines.....	5,000	3,750
Bell, John.....	Belleville.....	2,000	1,500
Benny, Robert, estate of.....	Montreal.....	2,000	1,500
Blaikie, John L.....	Toronto.....	2,400	1,800
Campbell, Chas. S.....	Montreal.....	16,700	12,525
Carter, R. C.....	Kingston.....	2,600	1,950
Crawford, Robert.....	".....	1,000	750
Carruthers, J. B.....	".....	1,000	750
Davies, Thomas.....	Toronto.....	100	75
Gildersleeve, Miss Lucretia.....	Kingston.....	1,000	750
Masten, C. A., & Geo. W. Blaikie, trustees.....	Toronto.....	8,000	6,000
McMurrich, George.....	".....	3,200	2,400
McMurrich, J. Bryce.....	Oswego, N.-Y.....	1,200	900
McMurrich, J. P.....	Ann-Arbor, Mich.....	900	675
McMurrich, W. B.....	Toronto.....	2,000	1,500
McMurrich, W. B. & George, trustees.....	".....	900	675
McMurrich, W. B., & E. W. Rathbun, trustees.....	".....	900	675
McMurrich, W. B., executor of estate F. S. Rathbun.....	".....	1,000	750
Rathbun, Mrs. Bunella.....	Deseronto.....	24,800	18,600
Rathbun, Miss Bunella.....	".....	1,100	825
Rathbun, E. Walter.....	".....	11,900	8,925
Rathbun, E. W., trustee.....	".....	600	450
Rathbun, E. W. ".....	".....	600	450
Rathbun, E. W. ".....	".....	600	450
Rathbun, Harold M. M.....	".....	1,100	825
Rathbun, E. W.....	".....	2,000	1,500
Wilkes, Mrs. Isabella.....	Brantford.....	1,000	750
Wilkison, W. H.....	Napanee.....	4,500	3,375
	Total.....	\$100,100	\$75,075

1-2 EDWARD VII., A. 1902

BRITISH AMERICA ASSURANCE COMPANY.

LIST OF DIRECTORS—(As at December 31, 1901.)

Hon. Geo. A. Cox, President; J. J. Kenny, Vice-President and Managing Director; Augustus Myers, Hon. S. C. Wood, Thomas Long, Robert Jaffray, John Hoskin, L.L.D., Lieut.-Col. H. M. Pellatt, E. W. Cox.

LIST OF SHAREHOLDERS—(As at December 31, 1901.)

Name.	Residence.	Amount Subscribed.	Amount Paid.
		\$	\$
Agar, Miss Florence.....	Toronto.....	300	300
Aitken, John.....	".....	2,300	2,300
Ames, A. E., & Co.....	".....	3,050	3,050
Armour, Robert.....	Montreal.....	2,050	2,050
Armour, E. Douglas.....	Toronto.....	500	500
Armstrong, Mrs. Elizabeth.....	".....	850	850
Atkinson, D. H.....	".....	250	250
Bain, John.....	".....	1,650	1,650
Bain, John, trustee William St. Mission Savings Society.....	".....	1,000	1,000
Baines, W. J., & A. R. Boswell, in trust.....	".....	109	100
Behan, Mrs. Julia S.....	Mimico.....	650	650
Bell, Alfred J.....	Halifax.....	250	250
Bell, John, and John P., exectuors of estate of Mrs. J. Bell.....	Hamilton.....	800	800
Bell, Miss Hessie G.....	".....	850	850
Bell, Miss Madeleine E.....	".....	850	850
Bezley, Mrs. E. A.....	Toronto.....	550	550
Biggar, Miss Sarah M.....	Mohawk.....	200	200
Birnie, Miss Grace I.....	Hamilton.....	700	700
Bond, John M.....	Guelph.....	1,300	1,300
Bower, Mrs. Sarah E.....	Toronto.....	1,000	1,000
Boyd, Mrs. Mary H.....	".....	50	50
Brimacombe, J. M.....	Bowmanville.....	650	650
Brough, T. G., manager in trust.....	Toronto.....	1,000	1,000
Brown, Geo. W.....	".....	2,000	2,000
Brown, Mrs. Mary E.....	".....	1,200	1,200
Browne, Rev. Geo.....	".....	1,300	1,300
Buntin, Alex., estate of.....	Montreal.....	14,250	14,250
Buntin, Mrs. Isabella G.....	".....	14,200	14,200
Burton, Sir Geo. W.....	Toronto.....	500	500
Canada Life Assurance Co.....	".....	21,900	21,900
Carey, J. P.....	Unknown.....	50	50
Carpenter, E. R.....	Collingwood.....	650	650
Cartwright, John R.....	Toronto.....	600	600
Cathcart, R.....	Unknown.....	50	50
Central Canada Loan and Savings Co.....	Toronto.....	62,650	62,650
Chafee, Mrs. Mary F.....	Providence, R.I.....	2,800	2,800
Clark, James.....	Bullock's Corners.....	1,400	1,400
Clark, Daniel, M.D.....	Toronto.....	5,850	5,850
Clark, Gordon M.....	".....	650	650
Clarke, Miss F. J.....	".....	750	750
Courtney, J. M., and Mary E. S.....	Ottawa.....	400	400
Coutts, James.....	Ufford, Muskoka.....	1,000	1,000
Cox, Mrs. Annie S.....	Paris, Ont.....	1,300	1,300
Cox, Hcn. Geo. A., in trust.....	Toronto.....	34,550	34,550
Cox, Hon. Geo. A.....	".....	6,650	6,650
Cox, E. W.....	".....	3,300	3,300
Dexter, Geo. J.....	Atlanta, Ga.....	650	650
DeGex, L. M.....	Strathroy.....	1,300	1,300
Dickson, Mrs. M. E. W.....	Toronto.....	2,000	2,000
Dickson, Robert.....	St. Mary's, Ont.....	10,000	10,000
Dalton, Mrs. E. M.....	Stratford.....	650	650
Duffett, Walter.....	Toronto.....	500	500
Duncan, John, surviving executor of estate of Wm Duncan.....	".....	850	850
Dunham, Mrs. Alice.....	Boston, Mass.....	500	500
Dunlop, H. C.....	Goderich.....	1,200	1,200
Dunlop, John.....	South Zorra.....	300	300

SESSIONAL PAPER No. 8

BRITISH AMERICA ASSURANCE COMPANY—Continued.

LIST OF SHAREHOLDERS—Continued.

Name.	Residence.	Amount	Amount
		Subscribed.	Paid.
		\$	\$
Dundas, Mrs. Amy C	Toronto	950	950
Dundas, Miss Amy D	"	200	200
Dundas, Miss Lydia C	"	200	200
Dunnet, Thomas	"	1,500	1,500
Dupuis, Mrs. Annie J	Kingston	650	650
Elliott, Christopher	Unknown	800	800
Emery, Mrs. Charlotte H	Port Burwell	500	500
Farthings, J. Murray, trustee Farthings estate.	Aylmer	500	500
Ferrah, Miss Maggie	Oakville	50	50
Ferrah, Miss Mary	"	100	100
Fitzgerald, Thomas	Bowmanville	1,300	1,300
Fitton, Chas. E., and Horace W., in trust	Toronto	500	500
Fitton, Henry W.	Orillia	2,000	2,000
Flavelle, Jos. W.	Toronto	2,900	2,900
Flavelle, Mrs. Minnie, executors of estate of	"	600	600
Freyseng, Peter	"	1,300	1,300
Gamble, Geo.	"	1,050	1,050
Gamble, Mrs. Matilda	"	1,200	1,200
Gardiner, Samuel	Unknown	50	50
Garrett, H. A.	Niagara, Ont	2,750	2,750
Gibson, Rev. John	Thornhill	500	500
Gilmour, Thomas	Toronto	2,500	2,500
Gilmor, Angus	"	50	50
Gilmor, Miss Jessie	"	100	100
Goad, Charles E.	"	7,500	7,500
Gosling, F. J., agent, and F. E. Kilvert, account- ant, in trust	"	3,450	3,450
Gowan, Hon. James R.	Barrie	2,700	2,700
Gowans, John	Toronto	5,000	5,000
Hamilton, Clark, and R. V. Rogers, Jr., trustees.	Kingston	450	450
Hamilton, J. M., and John H. Sharp, executors.	Toronto	6,000	6,000
Hammond, L. D.	Chicago	1,000	1,000
Hanlin, Mrs. Helen	Fergus	400	400
Harris, Arthur B.	Clarkson	650	650
Henderson, John	Ottawa	3,500	3,500
Henderson, Jos., in trust	Toronto	400	400
Heribel, Louis Emile	St. Hyacinthe	150	150
Hewson, Mrs. Fanny B.	Niagara Falls, Ont.	1,000	1,000
HomeSavingsand Loan Co., Limited, in trust	Toronto	31,100	31,100
Holcroft, H. S.	Orillia	500	500
Horton, Mrs. Maria	Rochester, N.Y.	2,650	2,650
Hoskin, J., president, and J. W. Langmuir, managing director, in trust	Toronto	62,250	62,250
Hoskin, John, K.C.	"	3,750	3,750
Hoskin, Mrs. Mary A	"	2,900	2,900
Howe, Etna D.	"	2,700	2,700
Hooper, Edward M.	Merritton	100	100
Hooper, Mrs. I. L.	"	100	100
Hutton, Mrs. E. A.	Guelph	1,000	1,000
Hyman, Ely, in trust	Churchville	300	300
Imperial Life Assurance Co.	Toronto	5,000	5,000
Inglis, Miss Christina	"	400	400
Innes, James	Guelph	1,450	1,450
Innes, Mrs. Helen, estate of	"	500	500
Irving, Mrs. Louisa S.	Toronto	150	150
Jackes, Price	"	2,450	2,450
Jaffray, Robert	"	3,750	3,750
Johnston, W. R., & Co., in trust	"	10,000	10,000
Kay, J. B., and C. F. Gordon, in trust	"	1,500	1,500
Kay, Miss Helen	"	2,000	2,000
Kay, Mrs. Ellen C.	"	2,300	2,300
Kemp, J. C., manager, and M. Morris, assistant manager, in trust	"	63,800	63,800
Kenny, James J.	"	2,650	2,650
Kenny, Miss Marion	Mimico	250	250

1-2 EDWARD VII., A. 1902

BRITISH AMERICA ASSURANCE COMPANY—Continued.

LIST OF SHAREHOLDERS—Continued.

Name.	Residence.	Amount Subscribed.	Amount Paid.
		\$	\$
Kent, Miss Myra.....	Toronto.....	2,650	2,650
Kirkpatrick, W. M. and A. T., executors.....	".....	1,250	1,250
Kirkpatrick, A. E.....	".....	500	500
Lamb, Daniel, and A. V. Delaporte, trustees.....	".....	1,700	1,700
Lander, John C.....	".....	500	500
Lavis, Chas.....	Belleville.....	4,000	4,000
Laird, Alex., and Wm. Gray, agents of Canadian Bank of Commerce, New York, in trust.....	New York.....	31,500	31,500
Lash, Z. A., trustee.....	Toronto.....	1,650	1,650
Leach, James.....	".....	2,000	2,000
Leckie, Mrs. Sarah.....	Bullock's Corners.....	650	650
Lee, Walter S., in trust.....	Toronto.....	1,650	1,650
Leslie, William.....	Unknown.....	100	100
Lester, Thomas W.....	Hamilton.....	1,100	1,100
Long, Thomas, & Bro.....	Collingwood.....	23,350	23,350
Long, Thomas.....	Toronto.....	10,000	10,000
MacGillivray, Mrs. C. D.....	Kingston.....	1,000	1,000
Macaulay, Miss C. I.....	".....	1,000	1,000
Macdonald, The Baroness.....	Ottawa.....	2,800	2,800
Mackerchar, Donald.....	Minneapolis, Minn.....	50	50
Maddison, Mrs. E. A.....	Toronto.....	500	500
Marling, Thos. W. B.....	Montreal.....	50	50
Marsh, Mrs. Emily C.....	Lindsay.....	1,050	1,050
Maughan, N., executors of estate.....	Toronto.....	1,300	1,300
Massey, John, manager, and W. Cecil Lee, treasurer, in trust.....	".....	16,750	16,750
Meadows, Mrs. Emily M.....	Wexford, Ireland.....	1,200	1,200
Miller, D., as manager in trust.....	Toronto.....	12,450	12,450
Moffat, W., manager in trust.....	".....	9,200	9,200
Morrison, John.....	Montreal.....	4,400	4,400
Moran, W. J.....	Rat Portage.....	900	900
Mountain, Rev. J. J. S.....	Cornwall.....	6,900	6,900
Munro, Alex.....	Toronto.....	250	250
Muttlebury, F. W.....	".....	400	400
Myers, Augustus.....	".....	9,300	9,300
McCallum, Samuel.....	".....	3,650	3,650
McCallum, William.....	Bolton.....	650	650
McCallum, J. Finlay.....	Owen Sound.....	250	250
McCauley, Rev. Samuel.....	Warkworth.....	350	350
McCauley, Mrs. Letta M.....	".....	350	350
McDonald, Mrs. Janet.....	London, Eng.....	500	500
McIntyre, James.....	Stratford.....	500	500
McKay, George.....	Unknown.....	100	100
National Trust Co., Ltd.....	Toronto.....	16,700	16,700
Niehaus, Charles.....	".....	4,000	4,000
Niven, John K., & Co.....	".....	100	100
Northcote, Henry.....	".....	50	50
O'Flynn, E. D.....	Madoc.....	2,650	2,650
O'Hara, Jas.....	Toronto.....	5,300	5,300
O'Hara, H., & Co.....	".....	150	150
Osborne, Annie.....	".....	650	650
Osborne, J. E. K.....	".....	5,000	5,000
Osborne, James Kerr.....	".....	34,500	34,500
Osborne, James Kerr, in trust for Nancy W. Davidson.....	".....	750	750
Osler & Hammond.....	".....	750	750
Paisley, Charles.....	".....	250	250
Palin, Ethel.....	".....	350	350
Parker, Caleb.....	Colborne.....	600	600
Paterson, Helen M.....	".....	700	700
Paterson, Mary L.....	Deer Park.....	2,400	2,400
Paterson, Rev. T. W.....	".....	4,200	4,200
Patrick, Geo. S.....	Lindsay.....	600	600
Pellatt, Henry M.....	Toronto.....	3,300	3,300
Perry, Robert D.....	".....	5,300	5,300

SESSIONAL PAPER No. 8

BRITISH AMERICA ASSURANCE COMPANY—Continued.

LIST OF SHAREHOLDERS—Continued

Name.	Residence.	Amount Subscribed.	Amount Paid.
		\$	\$
Peters, Mrs. M. H.	London, Ont.	1,700	1,700
Porter, John S.	Toronto	1,700	1,700
Potts, Jas. McC., M.D.	Sterling, Ont.	1,000	1,000
Potts, Mrs. Jane V.	"	1,000	1,000
Raikes, Geo., in trust.	Barrie.	3,000	3,000
Ramsay, William	Toronto	650	650
Redway, Mrs. Ellen R.	"	250	250
Reed, Hayter, trustee.	Quebec	2,200	2,200
Ridout, Jos. D., estate of.	Toronto	3,000	3,000
Robinson, Geo., executrices of estate.	"	1,400	1,400
Ross, Caroline S.	"	1,000	1,000
Ross, Hon. A. M.	"	1,650	1,650
Rowell, Mrs. Eliz.	"	500	500
Robinson, Mrs. Eliz.	"	2,500	2,500
Scholfield, Mrs. A. L., in trust.	"	450	450
Scott, Ann	Unknown	400	400
Scott, John	Toronto	1,300	1,300
Shannon, Mrs. Agnes M.	"	1,000	1,000
Shaw, Mrs. Isabel T.	Hamilton	750	750
Simpson, Benj. M.	Philadelphia	1,000	1,000
Smart, Jane	Toronto	500	500
Smith, Alex.	"	1,200	1,200
Smith, C. C., manager in trust.	"	10,200	10,200
Smith, G. B.	"	5,000	5,000
Smith, Jane.	"	800	800
Smith, Mrs. Jane M., executrix.	Montreal	300	300
Smith, Wm. Henry, manager in trust.	Toronto	25,000	25,000
Sproule, Miss Eliz. J.	Springfield-on-Credit.	250	250
Stewart, James B.	Toronto	200	200
Stewart, John	"	200	200
Stewart, John, and John Duncan, executors in trust.	"	2,600	2,600
Stewart Rev. W., D.D.	"	1,300	1,300
Swan, Robert.	"	100	100
Taylor, Maria and A. G.	Ottawa	500	500
Taylor, Mrs. Georgina R.	"	600	600
Thomas, R. P.	Windsor.	500	500
Thompson, Robert.	Toronto	27,200	27,200
Thompson, Mrs. Emma M.	Sault Ste. Marie	800	800
Thompson, W. J.	"	800	800
Tilley, Mrs. E. M.	London, Ont.	200	200
Toronto General Trusts Corporation, in trust	Toronto	10,500	10,500
Toronto General Trusts Corporation, executors of estate of Jane Todd Kirkland.	"	4,000	4,000
Townley, W. R.	St. Louis, Mo.	500	500
Turner, Frank	Bracondale.	800	800
Turner, Mary E.	"	100	100
Wade, Mrs. Lillie M.	Brighton	1,650	1,650
Wadsworth, V. B., manager, and W. Wedd, Jr., secretary, in trust.	Toronto	19,000	19,000
Walker, H. B., treasurer, and W. F. Burton.	Hamilton	1,000	1,000
Walker, Mary L.	Toronto	1,200	1,200
Walker, S. F.	"	500	500
Walker, W. H.	Ottawa	700	700
Wallace, A. E.	St. Thomas.	250	250
Warner, Mrs. Carrie L.	Toronto	1,000	1,000
Warren, Chas. D.	"	50	50
Watson, Mrs. Sarah.	"	2,000	2,000
Watson, Mrs. Sarah, in trust for G. B. and J. M. Watson	"	4,250	4,250
Watson, Thomas.	"	4,000	4,000
Weir, James	Unknown	400	400
Western Assurance Co.	Toronto	102,800	102,800
Wigham, Cuthbert, administrator.	"	2,000	2,000
Wills, Annie.	"	350	350
Wills, Eliza.	"	550	550

1-2 EDWARD VII., A. 1902

BRITISH AMERICA ASSURANCE COMPANY—*Concluded.*LIST OF SHAREHOLDERS—*Concluded.*

Name.	Residence.	Amount Subscribed.	Amount Paid.
		\$	\$
Wills, Susan	Toronto	450	450
Wills, Wilhelmina M.	"	700	700
Wilson, Chas. S., executors and trustees of estate.	Picton	2,000	2,000
Wilson, John	Unknown	400	400
Wingard, Nora M.	Morrisburg	1,300	1,300
Wood, Peter	Brantford	6,650	6,650
Wood, Hon. S. C.	Toronto	3,300	3,300
Wolfe, Mrs. Maude G.	Petrolia	1,300	1,300
Total	\$1,000,000	\$1,000,000

SESSIONAL PAPER No. 8

THE CANADA ACCIDENT ASSURANCE COMPANY.

LIST OF DIRECTORS—(As at December 31, 1901).

R. Wilson-Smith, President; Hon. Alp. Desjardins, Vice-President; T. H. Hudson, Manager; S. H. Ewing, J. P. Cleghorn, J. J. Kenny, Hon. S. C. Wood.

LIST OF SHAREHOLDERS—(As at December 31, 1901).

Name.	Residence.	Amount subscribed for.	Amount paid in cash.
		\$	\$
Commercial Union Assurance Co., Ltd	London, England.....	93,300	39,320
R. Wilson Smith	Montreal, P.Q	4,000	1,600
Thomas H. Hudson	"	1,000	400
Hon. A. Desjardins.....	"	1,000	400
S. H. Ewing	"	1,000	400
J. P. Cleghorn	"	1,000	400
J. J. Kenny	Toronto	1,000	400
Hon. S. C. Wood.....	"	1,000	400
	Total	\$103,300	\$43,320

1-2 EDWARD VII., A. 1902

CANADA LIFE ASSURANCE COMPANY.

LIST OF DIRECTORS—(As at December 31, 1901).

Hon. Geo. A. Cox, President; F. W. Gates, Vice-President; Adam Brown, N. Merritt, James Ross, J. W. Flavelle, B. E. Walker, H. B. Walker, Rev. G. M. Innes, Z. A. Lash, John Hoskin, E. W. Cox, Alexander Bruce, Hon. William Gibson, Charles Chaput.

LIST OF SHAREHOLDERS—(As at December 31, 1901).

Name.	Residence.	Shares.	Amount	Amount
			subscribed for.	paid in cash.
			\$	\$
Beaty, Mrs. Annie E.....	180 Jarvis St., Toronto.....	5	2,000	2,000
Beaty, J. W.....	10 King St. East, Toronto.....	2	800	800
Becher, Mrs. Caroline.....	Care of Messrs. Denison & Mack- lem, Toronto.....	17	6,800	4,080
Bedells, Mrs. Clara Louisa.....	6 St. James Avenue, Toronto.....	7	2,800	1,400
Black, Mrs. Mary.....	104 Madison Ave., Toronto.....	3	1,200	1,200
Braithwaite, A. D.....	Hamilton.....	1	400	240
Brough, T. G., Manager in trust.....	Dominion Bank, Toronto.....	37	14,800	14,800
Brown, Adam.....	Hamilton.....	6	2,400	2,400
Bruce, Alexander, K.C.....	".....	10	4,000	4,000
Bruce, Ralph R.....	".....	2	800	800
Burton, Joseph S.....	Reigate, Surrey, England.—Ad- dress W. F. Burton, Esq., Hamilton.....	8	3,200	1,920
Burton, Sir George W., estate of the late.....	Toronto—Address W. F. Burton, Esq., Hamilton.....	19	7,600	7,600
Burton, Mrs. Mary R.....	Care of W. F. Burton, Esq., Hamilton.....	1	400	200
Burton, W. F.....	Hamilton.....	1	400	120
Cameron, Mrs. E. M. DeB.....	17 Wilcox St., Toronto.—Address Mrs. J. Hillyard Cameron.....	18	7,200	7,200
Cathcart, Rev. Nassau.....	Trinity Vicarage, Guernsey, Eng.	30	12,000	12,000
Cawthra, Mrs. Anna C.....	Care of Henry Cawthra, Esq., 211 College St., Toronto.....	20	8,000	5,600
Central Canada Loan and Savings Company.....	Toronto.....	314	125,600	125,600
Cooke, Wm.....	72 Grenville St., Toronto.....	2	800	800
Cowcher, Mrs. Mary, Estate of the late.....	Care of W. F. Burton, Esq., Hamilton.....	2	800	800
Cox, Edward W.....	Toronto.....	71	28,400	28,400
Cox, Hon. Geo. A.....	".....	642	256,800	256,800
Cox, Mrs. Margaret.....	Care of Hon. Geo. A. Cox, Toronto.....	60	24,000	24,000
Crossley, F.....	Woodstock, Ont.....	8	3,200	2,560
Durnford, Lieut.-Col. Chas. Day.....	Care of Messrs. Grindlay & Co., 54 Parliament St., London, S. W., England.....	42	16,800	8,400
Durnford, Mrs. Emily.....	Care of Lieut.-Col. C. D. Durn- ford, Messrs. Grindlay & Co., 54 Parliament St., London, S. W., England.....	25	10,000	5,000
Ewart, J. B., Estate of the late.....	Care of estate of the late R. H. Bethune, Esq., Dominion Bank, Toronto.....	25	10,000	6,000
Ferrie, Campbell.....	Hamilton.....	1	400	400
Ferrie, Walter B.....	Vancouver, B.C.....	5	2,000	2,000
Findlay, W. F. and W. H. Wardrope.	Care of W. F. Findlay, Esq., Hamilton.....	8	3,200	3,200
Flavelle, J. W.....	Toronto.....	40	16,000	16,000
Forbes, Emily C.....	Care of Dominion Steamship Co., Montreal.....	1	400	400
Forbes, William Forbes.....	Care of Dominion Steamship Co., Montreal.....	1	400	400
Gater, F. W.....	Hamilton.....	10	4,000	4,000
Gates, F. W., and Adam Brown.....	Address F. W. Gates, Esq., Hamilton.....	18	7,200	7,200

SESSIONAL PAPER No. 8

CANADA LIFE ASSURANCE COMPANY—Continued.

LIST OF SHAREHOLDERS—Continued.

Name.	Residence.	Shares.	Amount	Amount
			subscribed for.	paid in cash.
			\$	\$
Gates, H. E.	London.	1	400	400
Gibson, Wm.	Beamsville.	51	20,400	20,400
Grasett, F. LeM., M.D.	Simcoe Street, Toronto	12	4,800	4,800
Grasett, Lieut.-Col. H. J.	Police Headquarters, Toronto.	4	1,600	1,600
Gzowski, C. S., and Major-General Robert Sandham, executors of the late Col. Sir C. S. Czowski.	Address C. S. Gzowski, Esq., Toronto.	52	20,800	12,480
Henderson and Small (James Hen- derson and John T. Small).	Toronto.	30	12,000	12,000
Hendrie, John S.	Hamilton.	2	800	480
Hendrie, Wm.	"	38	15,200	9,120
Hendrie, Wm., jr.	"	2	800	450
Hills, R.	Toronto.	4	1,600	1,600
Hoskin, John, K.C., LL.D.	"	13	5,200	5,200
Hoskin, John, President, and J. W. Langmuir, Managing Director, Toronto General Trusts Corpora- tion, Toronto, in trust.	"	10	4,000	4,000
Innes, The Very Rev. G. M., Dean of Huron	London.	1	400	400
Jaffray, Robert.	Toronto	20	8,000	8,000
Jarvis, Emilius.	"	13	5,200	5,200
Kerr, Mrs. Margaret A., estate of the late.	Care of James E. Kerr, Esq., Galt	8	3,200	3,200
Kidd, D.	Hamilton.	1	400	400
Lash, Z. A., K. C.	Toronto.	83	33,200	33,200
Leggat, Matthew.	Hamilton.	20	8,000	8,000
Long, T. & Bro.	Collingwood	12	4,800	4,800
Macklem, Mrs. Charlotte.	Care of O. R. Macklem, Esq., Toronto.	3	1,200	720
Macklem, O. R.	Toronto.	3	1,200	720
Macklem, O. R., G. T. Denison and C. E. Fleming.	Address O. R. Macklem, Esq., Toronto.	3	1,200	720
MacInnes, C. S.	Toronto.	2	800	800
Macpherson, Mrs. S. E. M.	Care of W. F. Burton, Esq., Hamilton	3	1,200	1,200
Macpherson, T. H.	Hamilton.	6	2,400	2,400
Merritt, Nehemiah.	42 Cecil St., Toronto.	2	800	800
Mills, James H.	Hamilton.	40	16,000	8,000
O'Reilly, E. B., M.D.	"	1	400	400
Osler, E. B. and J. Henderson (Toronto), executors of the late A. T. Todd.	Address Messrs. Henderson & Small, Toronto.	40	16,000	16,000
Osler, E. B., M.P.	Toronto	7	2,800	2,800
Pellatt, Henry M.	"	5	2,000	2,000
Perrin, Mrs. H.	Rocklands, Stillorgan, near Dub- lin, Ireland.	6	2,400	2,400
Plummer, Jas. H.	Toronto	93	37,200	37,200
Provident Investment Company, The	"	2	800	800
Ramsay, A. G.	Hamilton.	1	400	160
Reeve, Richard A., M.D.	Toronto.	5	2,000	1,200
Richardson, Mrs. Elizabeth G.	Address Mrs. Locke Richardson, 246 W. 44th St., New York.	8	3,200	3,200
Ritchie, Thos. W., estate of the late	Care of W. F. Ritchie, Esq., Montreal.	2	800	480
Robinson, Christopher, K.C. (Toronto)	Care of Messrs. Henderson & Small, Toronto.	15	6,000	6,000
Robinson, Mrs. L. A. E.	Care of W. A. Robinson, Esq., Hamilton.	1	400	400
Robinson, W. A.	Hamilton.	2	800	800

1-2 EDWARD VII., A. 1902

CANADA LIFE ASSURANCE COMPANY—*Concluded.*LIST OF SHAREHOLDERS—*Concluded.*

Name.	Residence.	Shares.	Amount subscribed for.	Amount paid in cash.
			\$	\$
Sanderson, Frank.....	Toronto	2	800	800
Seonce, Jas. (Bengal Staff Corps), Richard Juson Kerr (Bowdon, Cheshire, Eng., John Thompson, Manchester, Eng.).....	Address Mrs. Emily Crossley, Star Hall, Ancoats, Manchester, Eng.	20	8,000	4,800
Strathy, H. H. (Barrie), and H. J. Grasett (Toronto).....	Address Lieut.-Col. H. J. Grasett, 66 St. Patrick St., Toronto...	7	2,800	2,800
Stuart, John.....	Hamilton	58	23,200	23,200
Toronto General Trusts Corporation.	Toronto	35	14,000	14,000
Torrance, Rev. Edward F.	Peterboro'	6	2,400	2,400
Turnbull, James, Cashier, in trust..	Hamilton	170	68,000	68,000
Walker, Byron E.	Toronto	50	20,000	20,000
Walker, H. B.	"	12	4,800	4,800
Wardrope, W. H. and Findlay, W. F.	Care of W. H. Wardrope, Esq., Hamilton	7	2,800	2,800
Wilkie, D. R.	Imperial Bank, Toronto	3	1,200	1,200
Wood, E. R.	Toronto	21	8,400	8,200
Young, Miss E. M.	Care of Geo. A. Young, Esq., Hamilton	9	3,600	3,600
Young, Geo. A.	Hamilton	1	400	400
Young, John C.	60 Pitcher St., Detroit, Michigan, U.S.A.	10	4,000	4,000
			\$1,000,000	\$944,280

SESSIONAL PAPER No. 8

THE CANADIAN RAILWAY ACCIDENT INSURANCE COMPANY.

LIST OF DIRECTORS—(As at December 31, 1901).

H. K. Egan, 1st Vice-President; A. J. Barr, 2nd Vice-President; W. Anderson, J. A. Lescarbeau, Thos. Birkett, M.P., Thos. McKenna, David Kelly, Robt. Orr, C. J. Smith, Alonzo Grant, Ash Kennedy, E. B. Eddy, Geo. Mills, J. A. Hibbard, W. H. Woods, Thos. Lowry, Jos. Fahey, A. A. Henderson, M.D., Chas. Pope.

LIST OF SHAREHOLDERS—(As at December 31, 1901).

Name.	Residence.	Amount subscribed for.	Amount paid in cash.
		\$	\$
Anderson, Wm.	Ottawa	2,000	400
Aris, E. C.	Cartier	500	100
Austin, E. E.	Kamloops	500	100
Balfour, R. J.		200	40
Bronson, E. H.	Ottawa	5,000	1,000
Birkett, Thomas	"	500	100
Blenceoe, George	Toronto Junction	100	20
Belfrey, J.	St. Thomas	100	20
Bilbe, A. H.	Schreiber	1,100	220
Brackenbury, G. B.	Aylmer	200	40
Bertrand, J. E.	Winnipeg	500	100
Bellefeuille, P.	Montreal	500	100
Barr, A. J.	Ottawa	2,200	440
Bilsky, M.	"	100	20
Bryce, J. M.	Winnipeg	200	40
Boisvert, V.	Ottawa	5,100	1,020
Becker, R. C.	Medicine Hat	200	40
Booth, J. R.	Ottawa	500	100
Bronson, W. G.	"	5,000	1,000
Brown, D. W.	"	500	100
Bartlett, J. R.	Fairville	500	100
Bullis, E.	Ottawa	200	40
Bolduc, A.	Quebec	500	100
Boyd, A.	Smith's Falls	100	20
Borbridge, W.	Ottawa	500	100
Booth, C. J.	"	1,000	200
Bate, W. T.	"	2,000	400
Bangs, L. D.	"	500	100
Begg, A. C. S.	North Bay	500	100
Beamish, M.	Ottawa	500	100
Carson, S.	Chapleau	1,000	200
Collinson, J.	St. Thomas	1,000	200
Calder, L.	Gretna	100	20
Cross, J.	North Bay	1,900	380
Clendenning, H.	Ottawa	500	100
Cloutier, Chas.	Quebec	100	20
Cloutier, Jos.	"	100	20
Corbett, D.	Schreiber	500	100
Corrigan, Mrs. C.	Ottawa	2,000	400
Corrigan, M.	"	700	140
Charrier, M.	"	200	40
Cardell, J.	Calgary	500	100
Cody, M.	Ottawa	100	20
Carr, J.	Carleton	100	20
Carey, C.	Calgary	500	100
Clark, J.	Ottawa	100	20
Cole, J. F.	"	200	40
Cranell, L.	"	1,000	200
Clark, S. H.	St. John	500	100
Cameron, D.	North Bay	1,000	200
Casey, M.	St. Thomas	500	100
Callin, J.	North Bend	1,000	200
Church, H. A.	Chelsea	500	100
Chapman, A. F.	Ottawa	500	100
Dudley, J. M.	"	1,700	340
Dobson, J.	Winnipeg	500	100
Doherty, M.	Ottawa	200	40
Downey, T.	Chapleau	1,000	200

1-2 EDWARD VII., A. 1902

CANADIAN RAILWAY ACCIDENT INSURANCE COMPANY—Continued.

LIST OF SHAREHOLDERS—Continued.

Name.	Residence.	Amount subscribed for.	Amount paid in cash.
		\$	\$
Dickson, R.	Ottawa.	100	20
Dutil, W. L.	Montreal.	500	100
Doyle, M.	Havelock.	200	40
Dionne, C. P.	Quebec.	100	20
Davis, C.	Henderson.	100	20
Donaldson, M.	Ottawa.	1,000	200
Deans, S. J.	Field.	1,000	200
Eddy, E. B.	Hull.	500	100
Emo, John.	Ottawa.	500	100
Elliott, J. B.	Montreal.	1,000	200
Edey, E. B.	North Bay.	500	100
Egan, H. K.	Ottawa.	1,500	300
Ellis, H.	"	200	40
Evans, J. N.	Chapleau.	1,000	200
Ferguson, J. and P.	Ottawa.	2,500	500
Flint, R. H.	Toronto Junction.	100	20
Fahey, Jos.	Winnipeg.	500	100
Flegg, Wm.	Ottawa.	1,000	200
Fairbairn, W. J.	"	500	100
Fréchette, A.	"	1,000	200
Fulcher, N.	North Bay.	1,000	200
Fixter, W.	Schreiber.	500	100
Gagnon, J. H.	Quebec.	100	20
Gowling, John.	St. Thomas.	500	100
Gariépy, A.	Quebec.	500	100
Gallagher, J.	Carleton.	100	20
Green, M.	Vancouver.	300	60
Green, F. W.	Rat Portage.	1,000	200
Gladman, J. G.	Toronto.	500	100
Grant, Alonzo.	Montreal.	1,500	300
Griffith, W. H.	Carleton.	100	20
Gaffney, M.	Ottawa.	100	20
Greene, H.	"	1,000	200
Henderson, S.	Vancouver.	100	20
Henderson, A. A.	Ottawa.	4,500	900
Hedge, Wm.	Schreiber.	500	100
Hymers, H.	Ottawa.	100	20
Harpin, C. H.	St. Thomas.	100	20
Hill, W. R.	Toronto.	500	100
Hibbard, J. A.	Ottawa.	1,000	200
Hawley, Geo.	Carleton.	200	40
Helme, Jas.	Smith's Falls.	500	100
Holtby, W.	Ottawa.	200	40
Harris, L. C.	"	500	100
Hall, Thos.	St. Thomas.	500	100
Hutcheson, W.	Ottawa.	500	100
Johnson, I.	"	500	100
Jenkins, J. W.	Kamloops.	500	100
Johnson, M. B.	St. Thomas.	2,500	500
Johnston, J. A.	"	100	20
Kerr, J. S.	Winnipeg.	200	40
Kelly, D.	Ottawa.	3,000	600
Ketchum, Z.	"	300	60
King, Wm.	"	500	100
Kenny, Thos.	"	2,000	400
Kennedy, Ash.	Winnipeg.	500	100
Kenny, Maretta.	Aylmer.	1,000	200
Lowry, Thos.	St. Thomas.	3,000	600
Landers, Robt.	Field.	500	100
Landers, J. D.	Winnipeg.	500	100
Lescarbeau, J. A.	Quebec.	5,000	1,000
Lewis, C. H.	North Bay.	1,000	200
Lowry, W. H.	St. Thomas.	1,000	200
Larondeau, Mrs. D.	Ottawa.	500	100
Lalumière, C.	Hochelega.	500	100

SESSIONAL PAPER No. 8

CANADIAN RAILWAY ACCIDENT INSURANCE COMPANY—Continued.

LIST OF SHAREHOLDERS—Continued.

Name.	Residence.	Amount subscribed for.	Amount paid in cash.
		\$	\$
Lamereaux, C. E.	Fairville	500	100
Lumsden, Geo. L.	Smith's Falls	200	40
Lyons, J. P.	North Bay	1,500	300
Lowry, Jas.	St. Thomas	500	100
Lewis, C. A.	Ottawa	500	100
May, G. S.	"	1,000	200
Muir, J. A.	Schrieber	500	100
Moore, Geo.	Chapleau	200	40
Mills, Geo.	Toronto	2,000	400
Matheson, A.	Canmore	300	60
Maloney, J.	Ottawa	500	100
Milligan, J. B.	Winnipeg	200	40
Moriarity, Elizabeth	"	500	100
Morris, J. B.	Ottawa	500	100
Morrison, G. D.	"	100	20
Millen, G. H.	Hull	1,000	200
Mereweather, G. R.	"	500	100
Manchester, D. G.	Greenwood	1,000	200
Montgomery, W. J.	North Bay	500	100
Mulligan, Mrs. Catherine	Chapleau	1,000	200
McRae, J. W.	Ottawa	5,000	1,000
McIntosh, Jas.	Rat Portage	500	100
McGillivray, Wm.	Ottawa	2,000	400
McGillivray, W. (in trust)	"	200	40
McLeod, H.	Fort William	500	100
McLeod, A. A.	"	500	100
McCluskey, J.	North Bay	600	120
McCullough, W. A.	Rat Portage	500	100
McIntosh, S.	Winnipeg	500	100
MacFarlane, A.	"	200	40
McCluskey, J.	Brownville	300	60
McKenna, Thos.	St. John	500	100
McLaren, D.	Ottawa	5,000	1,000
McLaren, A. A.	Chapleau	700	140
McKay, W. M.	Dawson City	300	60
McInnich, J. M.	Woodstock	100	20
McIlvenna, J.	North Bay	500	100
McCormack, J.	Hochelaga	100	20
McGuire, E. E.	Rat Portage	300	60
McLaren, Alex.	Ottawa	5,000	1,000
McLaren, Albert	Buckingham	5,000	1,000
McNab, Allan	Vancouver	500	100
Newman, Thos.	Schreiber	500	100
Orr, Robt.	Ottawa	1,000	200
Orniston, J. A.	Field	300	60
O'Leary, C.	Ottawa	100	20
O'Neill, T.	"	300	60
Ottawa Trust and Deposit Co.	"	100	20
Pumple, E.	Prescott	100	20
Pearson, J. T.	Smith's Falls	100	20
Percival, H. O.	Ottawa	500	100
Pennefather, F. R.	Port Stanley	200	40
Phelan, J.	Vancouver	500	100
Pitt, E.	Ottawa	700	140
Preston, Robt.	Toronto	100	20
Pitts, Wm.	Brandon	200	40
Pope, Chas.	Rat Portage	500	100
Pullar, Wm.	Calgary	500	100
Prenter, Wm.	Cleveland	1,000	200
Perley, G. H.	Ottawa	1,000	200
Pronger, Elizabeth	Cleveland	500	100
Preston, R. H.	Newboro'	5,000	1,000
Powell, H.	Prescott	500	100
Reece, Thos.	Winnipeg	500	100
Rousseau, A.	Quebec	3,200	640

1-2 EDWARD VII., A. 1902

CANADIAN RAILWAY ACCIDENT INSURANCE COMPANY—*Concluded.*LIST OF SHAREHOLDERS—*Concluded.*

Name.	Residence.	Amount subscribed for.	Amount paid in cash.
		\$	\$
Rathwell, J. A.	Chapleau	500	100
Rollin, L.	Three Rivers	100	20
Russell, G. H.	Chapleau	1,000	200
Rutherford, Wm.	Toronto Junction	100	20
Rowe, Fred	Ottawa	500	100
Ryan, John	"	500	100
Robillard, J. E. A.	Montreal	100	20
Rothwell, G. W.	McAdam	100	20
Ross, L. L.	Smith's Falls	500	100
Robinson, R. P.	Ottawa	1,000	200
Roach, W. J.	Sault Ste. Marie	1,000	200
Stringer, W. W.	St. Thomas	500	100
Stockdale, J.	North Bay	500	100
Sexsmith, H.	Schreiber	1,000	200
St. Denis, N.	Montreal	500	100
St. Mars, E.	Ottawa	100	20
Stacey, G. E.	Schreiber	100	20
Sparks, N. C.	Ottawa	1,000	200
Spencer, Mrs. J.	"	500	100
Stagg, H.	"	500	100
Swanson, W.	"	100	20
Smith, C. J.	"	1,000	200
Sherwood, E. A.	"	1,500	300
Spaulding, M. J.	McAdam	100	20
Smith, W. B.	St. John	500	100
Schofield, I.	Montreal	500	100
Smith, John	Toronto	500	100
Salisbury, E. J.	Smith's Falls	1,000	200
Stewart, J. M.	Vancouver	500	100
Thomas, W. H.	North Bay	1,000	200
Tomkins, J. D.	Gretna	500	100
Trecartin, D. M.	McAdam	200	40
Whitwam, S.	St. Thomas	2,000	400
White, E. E.	Ottawa	500	100
Wright, A. E.	"	500	100
Wallace, Jas.	"	1,000	200
Walsh, F.	St. Thomas	1,000	200
Wilson, John	Ottawa	500	100
West, Alex.	Schreiber	300	60
Wood, J. A.	Prescott	100	20
Wright, Marion	Ottawa	1,000	200
Walker, J. H.	Canmore	300	60
Wood, W. H.	Carleton Place	600	120
Wight, J.	Webbwood	1,000	200
Webster, J. T.	St. Thomas	1,000	200
Yule, R. F.	Ottawa	1,100	220
	Total	\$190,200	\$38,040

SESSIONAL PAPER No. 8

THE CANADIAN FIRE INSURANCE COMPANY.

LIST OF DIRECTORS, (As at December 31, 1901).

J. H. Ashdown, President; F. W. Stobart, Vice-President; R. T. Riley, Managing-Director; John Galt, G. R. Crowe, R. J. Campbell, E. F. Hutchings.

LIST OF SHAREHOLDERS.

Name.	Residence.	No. of Shares.	Amount Subscribed for.	Amount paid in cash.
			\$	\$
Ashdown, J. H.	Winnipeg.	200	20,000	4,400
Aikins, J. A. M.	"	120	12,000	2,640
Adams, C.	Brandon	20	2,000	440
Argue, W. P.	Portage la Prairie.	12	1,200	264
Anderson, Wm.	Winnipeg.	2	200	44
Ashdown, Lillian.	"	100	10,000	2,200
Ashdown, Florence.	"	100	10,000	2,200
Alley, W. S.	Toronto	50	5,000	1,100
Agnew, A. J.	Brandon	2	200	44
Ashdown, Harry	Winnipeg.	49	4,900	1,078
Bawlf, N.	"	62	6,200	1,364
Black, Alex.	"	25	2,500	550
Byrnes, Henry.	"	10	1,000	220
Beliveau, H.	"	10	1,000	220
Barclay, Robt.	"	25	2,500	550
Blowey, J. T.	Edmonton	10	1,000	220
Bartlett, C., in trust	Winnipeg.	125	12,500	2,750
Beattie, I. J.	Swan River.	8	800	176
Crowe, G. R.	Winnipeg.	100	10,000	2,200
Campbell, R. J.	"	62	6,200	1,364
Culver, W. H., Est.	"	90	9,000	1,980
Clark, S. P.	"	20	2,000	440
Clark, S. P., in trust	"	10	1,000	220
Chown, H. H.	"	81	8,100	1,782
Cross, Wm.	"	25	2,500	550
Cooper, W. J.	Portage la Prairie.	20	2,000	440
Carmichael, Angus.	Rat Portage	25	2,500	550
Cockburn, J. W.	Winnipeg.	20	2,000	440
Cockburn, Jennie.	"	15	1,500	330
Cadham, J. O.	Portage la Prairie.	5	500	110
Currie, A. E. F.	Clanwilliam	2	200	44
Cruthers, S.	Manitou	2	200	44
Cuddy, T. A.	Harrison, B.C.	2	200	44
Cameron, A. L.	Calgary.	15	1,500	230
Cross, A. E.	"	5	500	110
Campkin, H. H.	Indian Head	5	500	110
Carson, A.	Vancouver	3	300	66
Campbell, C. A., in trust	Toronto	10	1,000	220
Crowe, Hattie M.	Winnipeg.	15	1,500	330
Crowe, J. A.	"	10	1,000	220
Crowe, A. M.	"	10	1,000	220
Dickie, N.	Carberry	10	1,000	220
Davidson, J. A.	Neepawa	5	500	100
Dennison, E. O.	Minnedosa.	2	200	44
Flower, C. A.	Birtle	50	5,000	1,100
Forsyth, Wm.	Portage la Prairie.	5	500	110
Fairbairn, S.	Minnedosa	2	200	44
Fitzgerald, H. G.	Winnipeg.	10	1,000	220
Flumerfelt, A. C.	Victoria, B.C.	12	1,200	264
Foster, F. K.	Toronto	40	4,000	880
Galt, G. F. & J.	Winnipeg.	62	6,200	1,364
Gordon, J. T.	"	125	12,500	2,750
Garland, Wm., est.	Portage la Prairie	20	2,000	440
Grierson, Geo. A.	Minnedosa.	2	200	44
Galt, John	Winnipeg.	90	9,000	1,980
Greene, J. J.	Hamilton, Ont	25	2,500	550
Hastings, Geo. V.	Winnipeg	100	10,000	2,200
Hutchings, E. F.	"	90	9,000	1,980
Hogg, Rev. Jos.	"	36	3,600	792
Huxley, Jos. E.	"	25	2,500	550

1-2 EDWARD VII., A. 1902

THE CANADIAN FIRE INSURANCE COMPANY—Continued.

LIST OF SHAREHOLDERS—Continued.

Name.	Residence.	No. of Shares.	Amount	Amount
			Subscribed for.	paid in cash.
			\$	\$
Hanbury, John	Brandon	10	1,000	220
Holmes, E. A., Est.	Hargrave	15	1,500	330
Howden, J.	Neepawa	2	200	44
Herick, Jos. W.	Wetaskiwin	1	100	22
Hanna, D. B.	Winnipeg	15	1,500	330
Hutchings, R. J.	Calgary	10	1,000	220
Ireland, W. W.	Carberry	5	500	110
Johnston, W.	Winnipeg	20	2,000	440
Judd, W. E.	"	8	800	176
Johnson, Mrs. M. F.	St. Johns, Nfld.	5	500	110
Keddy, John	Brandon	• 10	1,000	220
Kelly, T. E.	"	5	500	110
Kinnisten, W. H.	Calgary	10	1,000	220
Kelly, A.	Brandon	18	1,800	396
Leathorn, J. W.	Winnipeg	10	1,000	220
Lock, A. S.	"	10	1,000	220
Lindsay, W. J.	Brandon	10	1,000	220
Lawlor, T. J.	Killarney	10	1,000	220
Lundy, F. B.	Portage la Prairie	5	500	110
Lennard, W. B.	Russell	5	500	110
Lougheed, Jas. A.	Calgary	10	1,000	220
Monk, J. B.	Winnipeg	62	6,200	1,364
Matheson, R. M.	Brandon	30	3,000	660
Maters, T. P.	Vancouver	20	2,000	440
Miller, T. B.	Portage la Prairie	25	2,500	550
Mitchell, J. B.	Winnipeg	10	1,000	220
Marlatt & Houser.	Portage la Prairie	10	1,000	220
Millar, W.	"	6	600	132
Mason, John	"	5	500	110
Manwaring, H. A.	Birtle	5	500	110
Murgatroyd, Benj.	London, Eng.	25	2,500	550
Murphy, G. B.	Carberry	5	500	110
Mather, R. A.	Keewatin	2	200	44
Morton, T. L.	Gladstone	2	200	44
Milroy, T. M.	Portage la Prairie	5	500	100
Marsh, G. T.	Regina	25	2,500	550
Marsh, D. W.	Calgary	25	2,500	550
Marsh, W. A.	Quebec, Que.	50	5,000	1,100
Murdoff, F. L.	Winnipeg	18	1,800	396
Meredith, Henry	Brandon	33	3,300	670
Martin, Robt.	Vancouver, B.C.	10	1,000	220
McIntyre, Mrs. S. F.	Portage la Prairie	5	500	110
McKenzie, K.	Winnipeg	37	3,700	814
McIntyre, D.	"	15	1,500	330
Macdonald, H. J.	"	20	2,000	440
McKechnie, Wm.	Indianapolis	40	4,000	880
Macdonald, D. A.	Portage la Prairie	10	1,000	220
McLaren, J. B.	Morden	10	1,000	220
McBride, Wm.	Winnipeg	8	800	176
McDiarmid, J.	Brandon	5	500	110
McAllister, A., St.	Winnipeg	6	600	132
McAllister, J. E.	"	5	500	110
McCaffrey, Thos.	Neepawa	5	500	110
McDermott, P. J.	Minnedosa	5	500	100
McDowell, Wm.	Portage la Prairie	5	500	110
McLaren, G. W.	Morden	1	100	22
McBride, A.	Calgary	12	1,200	264
McBride, Lucy	"	12	1,200	264
McLean, A. L.	Winnipeg	50	5,000	1,106
McNaughton, R. D.	Moosomin	31	3,100	682
McKenny, J. T.	Livingston	6	600	132
McDonald, John J.	Winnipeg	20	2,000	440
McLachlan, A. H.	"	5	500	110
McLenaghan, Jas.	Toronto	25	2,500	550
Nation, A. G.	Brandon	25	2,500	550

SESSIONAL PAPER No. 8

THE CANADIAN FIRE INSURANCE COMPANY—*Concluded.*LIST OF SHAREHOLDERS—*Concluded.*

Name.	Residence.	No. of Shares.	Amount Subscribed for.	Amount paid in cash.
			\$	\$
Nanton, A. M.	Winnipeg	20	2,000	440
Orde, W. L.	Rossland	10	1,000	220
O'Reilly, Ed.	Winnipeg	3	300	66
Parsons, S. R.	Toronto	50	5,000	1,100
Powis, Edmund.	"	150	15,000	3,300
Parrish, W. L.	Brandon	10	1,000	220
Porter, J. P.	Portage la Prairie	5	500	100
Pickering, V. H. G.	Minnedosa	5	500	110
Patton, F. L.	Winnipeg	5	500	110
Pearce, Wm.	Calgary	10	1,000	220
Pearce, May A.	"	10	1,000	220
Peppers, Maude V.	Brandon	12	1,200	264
Peppers, Maggie R.	"	12	1,200	264
Pace, F. W.	Winnipeg	20	2,000	440
Redmond, Jas.	Montreal	62	6,200	1,364
Robinson, Wm.	Winnipeg	50	5,000	1,100
Robinson, Jerry.	"	10	1,000	220
Rutherford, J. G.	Portage la Prairie	5	500	110
Rogers, Edith	Winnipeg	5	500	110
Riley, W. J.	Calgary	10	1,000	220
Rielly, Jas.	"	5	500	110
Riley, C. S.	Winnipeg	62	6,200	1,364
Riley, R. T.	"	390	39,000	8,580
Ralston, Mrs. J. G.	St. John, N.B.	5	500	110
Stobart, F. W.	Winnipeg	275	27,500	6,050
Stobart, M. S.	"	4	400	88
Stobart, A. M.	"	3	300	66
Stobart, P. B.	"	2	200	44
Stobart, F. E.	"	2	200	44
Stobart, Wm.	"	1	100	22
Stewart, D. A., Est.	Halifax, N.S.	20	2,000	440
Somerset, Mrs. I. H.	Winnipeg	20	2,000	440
Stitt, Wm.	"	37	3,700	814
Stickle, T. D.	Carberry	5	500	110
Schofield, F. H.	Winnipeg	60	6,000	1,320
Shore, Thomas.	Calgary	3	300	66
Sanford, W. E., Est.	Hamilton, Ont.	100	10,000	2,200
Sanford, Mrs. H. S.	"	25	2,500	550
Spearman, T. W.	Winnipeg	5	500	110
Somerset, Mrs. E. S.	Peachland	30	3,000	660
Taylor, Jos.	Portage la Prairie	12	1,200	264
Turnbull, H.	"	5	500	100
Tufts, J. T.	Wolfville, N. S.	50	5,000	1,100
Wilson, R. R.	Winnipeg	62	6,200	1,364
Webb, Mabel T.	Quebec	62	6,200	1,364
Whitla, & Co. R. J.,	Winnipeg	62	6,200	1,364
Wickson, A.	"	25	2,500	550
Whyte, Wm.	"	25	2,500	550
Wright, S. R.	Portage la Prairie	8	800	176
Wake, John	Minnedosa	2	200	40
Wellwood, Sarah J.	"	10	1,000	220
Windatt, Miss C. J.	Bowmanville, Ont.	10	1,000	220
Waller, Fred.	Brandon	10	1,000	220
Walker, F. D.	St. John, N.B.	10	1,000	220
Young, A. L.	Souris	6	600	132
	Total	5,000	\$500,000	\$109,890

1-2 EDWARD VII., A. 1902

THE CONFEDERATION LIFE ASSOCIATION.

LIST OF DIRECTORS (As at December 31, 1901).

Hon. Sir. Wm. P. Howland, President; W. H. Beatty and W. D. Matthews, Vice-Presidents; Hon. James Young, S. Nordheimer, W. H. Gibbs, A. McLean Howard, Walter S. Lee, A. L. Gooderham, Geo. Mitchell, Frederick Wyld, J. K. Macdonald.

LIST OF SHAREHOLDERS—(As at December 31, 1901).

Name.	Residence.	Amount	Amount
		Subscribed.	paid in Cash.
		\$	\$
Ball, Florence S.	Toronto	5,000	500
Ball, Louisa A.	"	5,000	500
Ball, Reginald L., estate of	"	5,000	500
Ball, Rev. C. W., estate of	"	5,000	500
Barnhart, Mrs. Catherine.	"	5,000	500
Bowly, Mrs. S. B.	Cheltenham, Eng.	8,600	860
Burgess, Ralph K.	Toronto	2,000	200
Burpee, Hon. I., est.	St. John, N.B.	10,000	1,000
Cairns, Miss Marzetta I.	Virgil, Ont.	43,000	4,300
Cameron, Mrs. Agnes M.	Montreal.	10,000	1,000
Cathcart, Rev. Nassau.	Guernsey	6,000	600
Caulfield, Miss May Kate.	Toronto	3,000	300
Cherriman, Mrs. Julia.	London, Eng.	62,000	6,200
Chewitt, Miss Helen M. A.	Toronto Ont.	6,700	670
Chewitt, Miss Kate R.	"	5,900	590
Cork, George	"	800	80
Culver, Miss Maria M.	Simcoe.	10,000	1,000
Campbell, A. M. (in trust)	Toronto	5,000	500
Dixon, B. Homer, est.	"	20,000	2,000
Dunn, J. L., est.	St. John, N.B.	4,000	400
Franklin, Miss Sarah J.	Toronto	40,000	4,000
Gibbs, W. H. (in trust).	"	39,400	3,940
Gooderham, Alfred.	"	35,600	3,560
Graham, Mrs. Mary Jane	"	7,700	770
Glass, Herbert R.	"	900	90
Gravel, Joseph O. (in trust).	Montreal	5,000	500
Gripton, C. McP.	St. Catharines.	6,000	600
Gripton, Mrs. Elvaretta J.	"	25,000	2,500
Hague, Mrs. Jemina	Toronto	5,000	500
Hale, Jeffery	Brantford	10,000	1,000
Hingston, Sir W. H.	Montreal.	16,000	1,600
Hooper, C. E., est.	St. Catharines	10,000	1,000
Hooper, Dr. E. M.	"	9,400	940
Hope, Mrs. Bessie	Brantford	15,000	1,500
Howland, Sir W. P.	Toronto	5,000	500
Hurd, Miss Hellen C.	Burlington	4,500	450
Johnston, Henry J.	Montreal.	20,000	2,000
Jones, Mrs. Mary Jane	St. John, N.B.	4,000	400
Kemp, J. C., manager, and Massey Morris, (in trust).	Toronto	10,000	1,000
London and Canadian Loan and Agency Co.	"	20,000	2,000
Macdonald, Rev. Donald Bruce	"	2,500	250
Macdonald, Hon. Hugh J.	Winnipeg.	39,000	3,900
Macdonald, J. K. (in trust).	Toronto	17,700	1,770
Macdonald, J. K. (in trust).	"	7,200	720
Macdonald, J. K.	"	5,200	520
Macdonald, Mrs. Charlotte E.	"	2,600	260
Macdonald, Mrs. Ellen S.	"	7,000	700
Macdonald, D., McClain, R., Patterson, J. A. (in trust).	"	1,500	150
Macdonald, Chas. S.	"	600	60
Mulloch, Mrs. Olive C. E.	"	5,000	500
Massie, Miss Elizabeth E.	"	20,000	2,000
Mason, W. T., est.	"	10,000	1,000
Mason, J. Herbert	"	40,000	4,000
Mitchell, George	Halifax	4,000	400
Moore, Miss Ray M.	Toronto.	1,500	150
Myers, Alfred.	"	15,000	1,500
Myers, Mrs. Elizabeth S.	"	50,000	5,000

SESSIONAL PAPER No. 8

CONFEDERATION LIFE—*Concluded.*LIST OF SHAREHOLDERS—*Concluded.*

Name.	Residence.	Amount Subscribed.	Amount paid in cash.
		\$	\$
McMaster, Miss Hattie D. (in trust).....	Toronto	7,000	700
Nordheimer, S.	"	10,000	1,000
Paisley, Mrs. Louise F.	Halifax	10,000	1,000
Patterson, W. G.	Toronto	2,500	250
Penny, E. Goff.	Montreal.....	4,000	400
Primrose, Howard, and A. J. Campbell, (in trust).	Truro, N.S.	4,000	400
Randolph, Hon. Archibald F., estate.	Fredericton, N.B.....	5,000	500
Ryan, Mrs. Catherine	Toronto	10,000	1,000
Sibbald, Miss Fanny.....	Niagara-on-the-Lake	8,000	800
Sims, W. A.	Bushey, Eng.....	12,500	1,250
Sharp, Miss Marion.....	Waterlooville, Eng.....	2,000	200
Smith, W. H., manager (in trust).....	Toronto	26,500	2,650
Smith, Mrs. Emily G.	Guelph.....	4,600	460
Snow, A. J. Russell	Toronto	5,000	500
Stevenson, Archibald W.	Montreal.....	6,000	600
Swan Bros	Toronto	16,200	1,620
Swan, Henry.....	"	3,800	380
Toronto General Trusts Co. (in trust).....	"	6,500	650
Turnbull, J., cashier (in trust).....	Hamilton.....	44,000	4,400
Wadsworth, Mrs. E.	Weston	8,000	800
Wellington, Mrs. Helena G.	Toronto	26,600	2,660
Wylde, Frederick.....	"	18,500	1,850
Young, Hon. James.....	Galt	20,000	2,000
	Total	\$1,000,000	\$100,000

1-2 EDWARD VII., A. 1902

THE CONTINENTAL LIFE INSURANCE COMPANY.

LIST OF DIRECTORS (As at December 31, 1901).

Hon. John Dryden, President; Emerson Coatsworth, jr., Vice-President; Henry Cargill, M.P., 2nd Vice-President; H. Wilberforce Aikins, M.D., Medical Director; A. F. MacLaren, M.P., R. S. Williams, J. W. Scott, W. Vandusen, G. T. Somers, Angus McKay, M.P.P., John B. Reid, John Gillies, A. E. Wallace, J. A. Jackson.

LIST OF SHAREHOLDERS (As at December 31, 1901).

Name.	Residence.	Amount	
		subscribed for.	paid up in Cash.
		\$ cts.	\$ cts.
Adams, Dr. H.	Embro	1,000	100 00
Allaway, W.	Pickering.	1,000	100 00
Adams, Rev. W. H.	Claremont.	1,000	100 00
Abell, Henry.	Wolsley.	1,000	100 00
Allen, A. H.	Paisley	500	50 00
Applebe, Dr. Jas.	Parry Sound.	500	50 00
Anderson, Wm. J.	Listowel.	1,000	100 00
Agnew, Dr. T. H.	Wingham.	1,000	100 00
Annis, Mary J.	Port Union	500	50 00
Annis, Chas. A.	"	500	50 00
Aikins, Dr. H. W.	Toronto	15,000	1,500 00
Arthur, Dr. J. B.	Collingwood	2,000	200 00
Armstrong, Dr. W. J. M.	Mitchell.	1,000	100 00
Aulsebrook, G. C.	Winnipeg, Man.	1,500	150 00
Armour, Joseph	Ingersoll.	1,000	100 00
Abbott, Adam.	Stittsville.	500	
Bartley, N. H.	Ingersoll.	2,000	200 00
Batman, E. S.	Kincardine	1,000	100 00
Bray, Samuel	Claremont	1,000	100 00
Blakely, Mrs. A. M.	Winnipeg, Man.	1,000	100 00
Blake, Chas.	Goderich.	10,000	1,000 00
Blake, Mrs. E.	"	5,000	500 00
Raker, Henry	Clinton.	10,000	1,000 00
Black, Thomas.	Winnipeg, Man.	10,000	
Barclay, Robert.	"	2,500	250 00
Baker, Thomas B.	"	3,000	40 00
Bacon, Abram.	Harriston.	500	50 00
Bahusen, B. B.	Pembroke	1,000	100 00
Bannerman, J. G.	Owen Sound	200	20 00
Bean, Mary E.	Woodstock	2,000	200 00
Bennett, Dr. W. H.	Tilsonburg.	500	28 80
Bennett, Mrs. M. L.	Hamilton	600	60 00
Bingham, Dr. G. S.	"	1,000	100 00
Bright, A. J.	Seaforth.	500	50 00
Bright, W. D.	"	500	50 00
Briscoe, R. A.	Galt.	1,000	100 00
Brignall, G. A.	Brougham.	500	
Bittman, Sara E.	Collingwood.	4,000	
Boles, Jas. P.	Ingersoll	1,000	100 00
Boulton, G. H.	Toronto	1,000	100 00
Boyer, John.	Kincardine.	1,000	100 00
Brodie, Dr. G. M.	Claremont.	500	50 00
Brook, B. F.	Listowel.	5,000	500 00
Bruce, W. M.	"	2,500	250 00
Bunting, R. A.	Pickering.	1,000	100 00
Burns, W. A.	St. Thomas.	1,000	100 00
Bundy, J. H.	Pickering.	1,000	
Bulyea, Geo. H. V.	Regina, N.W.T.	4,000	200 00
Burgess, R. F. G.	Clinton	1,000	100 00
Brooks, Chas.	Mitchell	10,000	1,000 00
Brown, J. A., in trust	Collingwood	400	40 00
Brown, Jos. A.	"	2,000	200 00
Bryson, J. A.	Winnipeg, Man.	4,000	
Billing, D.	Montecello	1,000	100 00
Birss, Francis	Harriston.	2,000	200 00
Bronter, O. H.	Trenton	500	18 00
Brown, C. J.	Winnipeg, Man.	4,000	400 00

SESSIONAL PAPER No. 8

THE CONTINENTAL LIFE INSURANCE COMPANY—Continued.

LIST OF SHAREHOLDERS—Continued.

Name.	Residence.	Amount	
		subscribed for.	paid up in Cash.
		\$	cts.
Butler, Ed. J.	St. Thomas	500	50 00
Brownlee, Thomas R.	Ottawa	500	50 00
Bromley, John	Pembroke	1,000	100 00
Brohman, Rev. Geo.	St. Clements	500	50 00
Boshart, Rev. Wm. P.	Sawyer ville, Que.	500	
Bayley, Mrs. S. C.	Johnville, Que.	400	40 00
Boehmer, Mrs. Eliza	Mildmay	5,000	
Butler, R.	Ingersoll	5,000	
Campbell, Wilfrid A.	Thornbury	600	60 00
Cargill, Henry, M.P.	Cargill	10,000	1,000 00
Carter Bros.	Port Colborne	2,000	200 00
Cassels, L. G.	Oshawa	5,000	500 00
Cavanagh, Dr. M.	Owen Sound	2,500	250 00
Clapp, David	Harriston	1,000	100 00
Clare, Rev. G. R.	Greenwood	1,000	100 00
Cameron, Miss B. L.	Ayr	1,000	100 00
Clark, Wm.	Greenwood	2,000	100 00
Clark, W. G.	"	500	50 00
Campbell, Dr. R. I.	Boissevain, Man.	500	50 00
Carless, Richard	Tilbury	100	10 00
Clark, C. W.	Winnipeg, Man.	4,000	120 00
Clark, Adelaide	Toronto	5,000	500 00
Campbell, A. M.	Harrington West	2,000	200 00
Cameron, Dr. W. A.	Arnprior	500	50 00
Cahill, Edward	West Lorne	1,000	100 00
Clemens, Mrs. E. C.	Toronto	5,000	500 00
Clinton, J. P.	Winnipeg, Man.	1,000	
Codd, A. S.	Stratford	2,000	200 00
Coldwill, Mrs. T. G.	Whitby	1,000	100 00
Corbett, W. P.	Pickering	500	50 00
Cowper, Annie M.	Dundas	500	50 00
Crummer, Wm. H.	Pickering	1,000	100 00
Coatsworth, Emerson, jr.	Toronto	10,000	1,000 00
Crummer, Mrs. W. H.	Pickering	1,000	100 00
Corbett, Alex.	Greenwood	500	50 00
Collins, Chas. H.	Toronto	500	
Corrigan, Haldr.	Whitmouth, Man.	2,000	
Cowan, Dr. Jas.	Portage La Prairie, Man.	4,000	400 00
Curran, John	Orillia	2,500	250 00
Copland, M. S.	Harriston	2,000	200 00
Curran, J. E. G.	Orillia	1,000	100 00
Copland, John A.	Harriston	2,000	
Coultes, E. S.	Ripley	1,000	100 00
Copland, Ada B.	Southampton	2,000	200 00
Cotton, Alex.	Grand Valley	200	20 00
Cowen, John	"	5,000	500 00
Cumming, Mrs. M. J.	Harriston	1,500	50 00
Chisholm, John M.	Winnipeg, Man.	2,000	100 00
Coates, P. H.	Johnville, Que.	400	40 00
Carter, Daniel	Brandon, Man.	500	
Cunningham, L.	Toronto	5,000	500 00
Corbould, Gordon E., trustee.	New Westminster, B.C.	4,000	400 00
Chambers, George	Ingersoll	2,000	
Davis, Mrs. G.	Woodstock	500	50 00
Dagleish, R. R.	Winnipeg, Man.	1,000	
Davidson, R. L.	Toronto	1,500	150 00
Davidson, Hon. J. A.	Winnipeg, Man.	2,000	100 00
Daly, John J.	Harriston	2,000	
Dafoe, M. O.	Montreal	3,000	300 00
Dafoe, I. B.	Aultsville	1,000	100 00
Davis, Rev. R. A.	Cookshire, Que.	500	
Dickson, James D.	Niagara Falls	1,000	100 00
Dixon, Thomas	Walkerton	1,000	100 00
Dickson, W. W.	Pembroke	1,000	100 00
Dickey, J. H.	Trenton	1,000	100 00

1-2 EDWARD VII., A. 1902

THE CONTINENTAL LIFE INSURANCE COMPANY—Continued.

LIST OF SHAREHOLDERS—Continued.

Name.	Residence.	Amount	Amount
		subscribed for.	paid up in Cash.
		\$	\$ cts.
Dickson, Robert W.	Verdun, Que.	400	40 00
Dickson, Mrs. Margaret.	"	800	80 00
Douglas, D. H.	Campbellford.	1,000	100 00
Douglas, John H.	Warkworth	1,000	100 00
Dryden, Hon. John.	Toronto	10,000	400 00
Dryden, Thomas R.	Guelph	1,000	100 00
Douglas, W. G.	Winnipeg, Man.	500	50 00
Dunn, Dr. D. J.	Beeton	1,000	100 00
Drew, Dr. George E.	New Westminster, B.C.	2,500
Dyer, Wm. D.	Columbus	500
Evans, F. G.	Orillia.	1,000	100 00
Earley, Dr. W. J.	Owen Sound.	1,000	100 00
Etherington, Joseph	Binbrook.	200	20 00
Egbert, William	Milverton.	1,000	100 00
Elliott, Wm.	Mitchell	2,000	200 00
Eddy, E. R.	Brooklyn	500	50 00
Elliott, Thos.	Molesworth.	1,500
Farley, Dr. John J.	Belleville.	1,000	100 00
Farley, Mrs. Ethel.	Trenton	1,000	100 00
Frame, J. T.	Viriden, Man.	3,000	300 00
Farmer, Rev. S. J.	Brantford.	400	40 00
Ferguson, Duncan	Stratford	2,000	200 00
Flett, James.	Warton	500	50 00
Ferguson, Hugh	Moosejaw, N.W.T.	2,500	250 00
Fleischhauer, George.	Tavistock	1,000	100 00
Field, Dr. G. C.	Woodstock	2,000	200 00
Flintoft, John.	Drummond.	1,000	100 00
Found, Mrs. Annie.	Claremont	4,000	400 00
Forrester, Andrew.	Mitchell	8,000	800 00
Foster, James	Tilbury	1,800	145 60
Fowler, Dr. Geo. S.	Teeswater	4,000	400 00
Fleming, Mrs. Annie E.	Brandon, Man.	1,000	100 00
Garroch, Peter	Listowel	1,000	100 00
Grant, Dr. J. A. C.	Gravenhurst	1,000	100 00
Gaudin, I. E.	Napinka, Man.	1,000	100 00
Glass, D.	Chatham	1,000	100 00
Gardineer, Mrs. C.	Oshawa.	1,000	100 00
Gardineer, F.	"	1,000	100 00
Grant, James	Chesley.	1,000	100 00
Gallagher, James.	Teeswater	3,000	300 00
Graham, J. C.	Winnipeg, Man.	3,000	300 00
Gawley, Margaret W.	Binbrook.	400	40 00
Gerow, John M.	Brougham	1,500	150 00
Gerow, Lillie.	Whitevale	200	20 00
Gerow, Ray K.	"	200	20 00
Gaviller, Mrs. F. M.	Grand Valley	1,000
Green, F. L.	Greenwood.	1,000	100 00
Gerow, W. G.	Oshawa.	500	50 00
Gregory, J. W.	Binbrook	1,200	120 00
Gilroy, G. R.	Mount Forest.	500	50 00
Gilchrust, Dr. W. C.	Orillia	1,000	100 00
Gillies, Dr. John.	Teeswater	10,000	1,000 00
Gier, Miss Jennie.	Grand Valley.	500	50 00
Gier, Mrs. Ann	"	2,000	200 00
Gillies, Arch. L.	Sherbrooke, Que.	2,400	240 00
Goldie, H.	Ayr.	800	80 00
Goldie, Dr. W.	Toronto	2,000	200 00
Goodspeed, Rev. C.	"	4,000	400 00
Gunn, N. B.	Ingersoll	2,500	250 00
Goldie, G. E.	Ayr.	800	80 00
Goldie, J.	"	2,000	200 00
Gordon, James.	Pickering	1,000
Gordon, Dr. D. M.	Lucknow	1,000	100 00
Gordon, Eliza.	Grand Valley	2,000	200 00
Hall, Dr. Ernest.	Victoria, B.C.	2,000

SESSIONAL PAPER No. 8

THE CONTINENTAL LIFE INSURANCE COMPANY—Continued.

LIST OF SHAREHOLDERS—Continued.

Name.	Residence.	Amount	Amount
		subscribed for.	paid up in Cash.
		\$	\$ cts.
Hall, Elizabeth	Grand Valley	5,000	
Hall, Mrs. Martha	Stratford	400	400 00
Hayes, W.	Ingersoll	400	40 00
Harbron, Joseph	Kinsale	500	50 00
Halls, Samuel P.	Goderich	5,000	500 00
Hall, Frances	Guelph	2,500	250 00
Hall, M. A.	"	2,500	250 00
Harkness, W. K.	Toronto	500	50 00
Ham, John	Brougham	500	
Hatcher, O. M.	Winnipeg, Man.	4,000	
Harvey, Dr. E. E.	Norwich	1,000	100 00
Halliday, Mrs. Jane	Harriston	4,000	200 00
Hart, Dr. M. W.	Prescott	400	40 00
Harvey, E. C.	St. Thomas	100	100 00
Hearn, Margaret	Ingersoll	500	50 00
Herbert, Martha H.	Belleville	7,500	750 00
Henwood, Dr. J. M.	Toronto	1,000	100 00
Herald, W. J.	Hamilton	1,600	160 00
Herald, Chas. A.	"	5,000	500 00
Hindes, A.	Oshawa	1,000	100 00
Higginbotham, Mrs. L.	Viriden, Man.	800	80 00
Hoig, Dr. D. S.	Oshawa	1,500	150 00
Holliday, Thomas	Stratford	8,000	800 00
Howey, Dr. R.	Owen Sound	1,000	100 00
Hurlburt, Dr. H. E.	Clarksburg	100	10 00
Holloway, Fred. E.	W. Selkirk, Man.	2,000	100 00
Hyland, Margaret J.	Whitby	1,000	100 00
Hunton, Edith	Ottawa	1,000	100 00
Howden, R. F.	Whitby	1,000	
Hutton, J. E.	Thornbury	1,000	22 06
Hunt, John D.	Carberry, Man.	100	10 00
Holt, Jas. E.	Newton Robinson	1,000	100 00
Howell, H. C.	Brandon, Man.	300	
Henderson, H. E.	"	1,000	100 00
Hunter, Samuel	Ingersoll	2,000	200 00
Innes, James	Guelph	1,900	100 00
Island, Dr. R. L.	Rosemont	500	50 00
Jackson, Robert	Petrolia	2,000	200 00
Jackson, Jos. A.	"	10,000	1,400 00
Jacques, Dr. W. S.	Trenton	2,500	250 00
Jackson, Egerton	Greenwood	1,000	100 00
Jamieson, Dr. C. J.	Winnipeg, Man.	2,000	80 00
Jamieson, Mrs. Annie	Harriston	2,000	200 00
Jackson, Clarence L.	Simcoe	1,000	100 00
James, Mrs. Maria	Bathgate, N. D.	1,000	100 00
Johnson, A. S.	Fergus	2,000	200 00
Jull, Bennett	Ridgetown	1,000	100 00
Jones, Sidney	Toronto	1,000	100 00
Johnston, W. H.	Winnipeg, Man.	2,000	100 00
Johnston, C. H.	"	1,000	100 00
Jamieson, P. H.	Westmouth, Que.	500	
Kammerer, J. A.	Toronto	1,000	100 00
Kanold, Mrs. Eliza	Port Colborne	500	50 00
Kean, Hugh	Guelph	2,500	250 00
Kerr, Helena A.	Clinton	1,000	100 00
Kerr, Albert	Orillia	500	50 00
Kidd, W. G.	Kingston	1,000	100 00
Knight, H. P.	Belleville	1,000	100 00
Knipfel, David	Berlin	1,000	100 00
Langrill, Dr. John A.	Hamilton	3,000	300 00
Lauchland, W.	Oshawa	1,000	100 00
Lawrence, W. J.	Port Hope	2,000	200 00
Lawrence, E. D.	Kinsale	1,000	100 00
Lambly, Dr. W. O.	Cookshire, Que.	500	
Lee, Chas. H.	Moosomin, N.W.T.	500	50 00

1-2 EDWARD VII., A. 1902

THE CONTINENTAL LIFE INSURANCE COMPANY—Continued.

LIST OF SHAREHOLDERS—Continued.

Name.	Residence.	Amount	Amount
		subscribed for.	paid up in Cash.
		\$ cts.	\$
Lee, W. F.	Winnipeg, Man.	4,000	
Lillie, J. T.	Port Elgin	500	50 00
Little, A.	Guelph	1,000	100 00
Little, Robert E.	Teeswater	8,000	800 00
Lister, W. S.	Middlechurch, Man.	10,000	1,000 00
Lough, W. R.	Clinton	4,000	400 00
Lyons, Robt. F.	Carberry, Man.	500	50 00
Lye, Henry	Toronto	1,000	100 00
Lott, W. O.	Trenton	1,000	
Luke, Wm. A.	Toronto	500	50 00
Ludlow, William	Dundalk	1,000	100 00
Lunan, Alex. L.	Regina, N.W.T.	4,000	400 00
Luckens, Rev. T.	Sherbrooke, Que.	2,500	250 00
Lindley, Mrs. M. E.	Ingersoll	1,000	100 00
Mackey, Levi	Greenwood	2,000	200 00
MacLaren, M.P., A. F.	Stratford	3,000	300 00
MacLaren, John A.	Ottawa	5,000	500 00
Mair, John	Collingwood	200	20 00
Manuel, Walter	Whitly	8,500	850 00
Manning, Alex.	Toronto	10,000	1,000 00
MacKay, Angus	Indian Head, N.W.T.	1,000	100 00
Matheson, R. M.	Brandon, Man.	1,000	100 00
MacKechnie, Dr. L. H.	Vancouver, B.C.	5,000	160 00
Matheson, Dr. John S.	Brandon, Man.	1,000	100 00
Mair, Mrs. Agnes M.	Collingwood	300	30 00
MacLeod, Malc. H.	East Toronto	1,000	100 00
Mabee, Sarah I.	Winnipeg, Man.	1,000	100 00
Mabee, Mrs. S.	"	1,000	100 00
Macdonald, Hon. H. J.	"	1,000	100 00
Marsh, D. W.	Calgary, N.W.T.	2,000	200 00
MacKay, Dr. Hugh	Carberry, Man.	500	50 00
Margach, Miss E. C.	Pickering	1,000	100 00
Mather, Samuel	Tilbury	1,000	100 00
Mearns, Dr. John	Woodstock	1,000	50 00
Meiklejohn, G. A.	Tweed	500	30 00
Metcalfe & Sharpe.	Winnipeg, Man.	4,000	111 92
Milburn, Thos. (estate)	Toronto	10,000	560 00
Metcalfe, Thos. H.	Portage la Prairie, Man.	2,000	200 00
Mills, James	Guelph	2,000	200 00
Miller, Dr. A. H.	St. Thomas	2,000	200 00
Minshall, Dr. H.	Brownsville	2,000	200 00
Milroy, Dr. T. M.	Winnipeg, Man.	2,000	200 00
Miller, James	Arnprior	500	50 00
Moore, Alex.	Greenwood	2,000	100 00
Moyer, Sylvester	Galt	1,500	150 00
Murray, Rev. J. L.	Kincardine	2,000	200 00
Muma, Mrs. G. B.	Ayr	1,000	100 00
Mosely, John	Goderich	3,000	300 00
Moore, Dr. John J.	Brooklin	1,500	100 00
Musgrove, A. H.	Wingham	1,000	100 00
Moore, H. C.	East Toronto	1,000	100 00
Murton, L. K.	Oshawa	100	100 00
Moore, James	Brooklin	1,000	100 00
Mullock, Dr. M. J.	Binbrook	200	20 00
Morrison, W. G.	Toronto	2,000	200 00
Munro, Hugh	Alexandria	1,000	100 00
Morgan, J.	Walkerton	1,000	100 00
Munro, Hugh (in trust)	Alexandria	1,000	100 00
Morrison, Chas.	Grand Valley	2,000	200 00
Muir, James	Calgary, N.W.T.	500	50 00
McCrimmon, Dr. D. A.	Ripley	1,000	19 20
McKay, Dr. Angus	Ingersoll	2,000	200 00
McNally, A. H.	Blair	2,000	200 00
McNab, John	Ayr	1,000	100 00
McArthur, A. G.	Oak Lake, Man.	100	10 00

SESSIONAL PAPER No. 8

THE CONTINENTAL LIFE INSURANCE COMPANY—Continued.

LIST OF SHAREHOLDERS—Continued.

Name.	Residence.	Amount	Amount
		subscribed for.	paid up in Cash.
		\$	\$ cts.
McLagan, W. J.	Mitchell	1,000	100 00
McLagan, Mrs. S. A.	"	1,000	100 00
McLaughlin, R. T.	Alba	500	50 00
McLwen, A.	Ayr	3,000	300 00
McDermott, Patrick J.	Minnedosa, Man.	1,000	100 00
McKee, Dr. J. F.	Petrolia	1,000	100 00
McKenzie, Dr. T.	Toronto	2,500	250 00
McLellan, W. O.	Harriston	2,000	200 00
McLennan, R. R.	Cornwall	500	50 00
McMillan, Hugh	Guelph	2,500	250 00
McRitchie, Dr. Thos. L.	Harwich	1,000	100 00
McMillan, J. F.	Leamington	1,000	
McKillop, D.	West Lorne	600	60 00
McCulloch, Dr. H. R.	Harriston	500	50 00
McCutcheon, Mrs. B.	Petrolia	1,000	100 00
McDonald, E. G.	Harriston	2,000	200 00
McDonald, Rev. A. R.	Sherbrooke, Que.	200	20 00
McCowan, John	Portage la Prairie, Man.	1,000	100 00
McCowan, David	"	1,000	100 00
McDowell, Henry	Vancouver, B.C.	500	50 00
McPhillip, Dr. F. X.	"	2,500	
McCallum, J. R.	Welland	10,000	1,000 00
Newstead, John	Guelph	1,000	100 00
Newstead, Thomas	"	1,000	100 00
Nesbitt, W. J.	Clinton	1,000	100 00
Nesbitt, Mrs. Wm.	"	1,000	100 00
Nesbitt, Olivia G.	"	1,000	100 00
Nesbitt, Sara E.	"	1,000	100 00
Nichols, Abigail	Brooklin	2,000	200 00
Nicol, W. A.	Brandon, Man.	100	10 00
Nisbet, John	Owen Sound	2,500	250 00
Norris, James	Kincardine	1,000	100 00
Noxon, Stephen	Ingersoll	1,000	100 00
Nodwell, Geo. H.	Grand Valley	2,000	
Patterson, Mrs. Lottie	Viriden, Man.	4,000	400 00
Page, Josiah	Ingersoll	1,000	100 00
Parker, Henry	Durham	4,000	400 00
Patterson, John M.	Galt	1,000	100 00
Pratt, John	Heathcote	1,000	100 00
Pasmore, W. J.	Guelph	1,000	100 00
Paynter, Joseph	Carberry, Man.	2,000	200 00
Pepper, John	Palgrave	400	40 00
Phillips, W. A.	Listowel	1,000	100 00
Phillips, Robert	Fergus	1,000	100 00
Pritchard, A. J.	"	800	80 00
Piper, Samuel T.	Lambeth	3,000	300 00
Porter, H. A.	Oshawa	500	50 00
Philip, Dr. W. H.	Arthur	500	50 00
Pugh, Henry J.	Viriden, Man.	4,000	64 00
Quinn, Samuel	Smith's Falls	500	50 00
Rae, James	Medicine Hat, N.W.T.	2,000	
Reekie, J. S.	Boissevain, Man.	1,000	100 00
Reid, J. B.	Toronto	5,000	500 00
Reid, J. D.	Cardinal	300	30 00
Richardson, James	Kinsale	500	50 00
Rothwell, Ellen N.	Ingersoll	500	50 00
Rowe, Anthony (estate)	Mitchell	3,200	320 00
Rutherford, Dr. S. T.	Listowel	1,000	100 00
Rogerson, Margaret	Walkerton	1,000	100 00
Robinson, Jessie	Collingwood	800	80 00
Sadler, Wilfred	Kinsale	500	50 00
Sargeant, W.	Barrie	2,000	200 00
Saunders, Alicia V.	Ingersoll	1,000	100 00
Saunders, Con. E.	"	1,000	100 00
Stanley, W. J.	Pickering	1,000	84 00

1-2 EDWARD VII., A. 1902

THE CONTINENTAL LIFE INSURANCE COMPANY—Continued.

LIST OF SHAREHOLDERS—Continued.

Name.	Residence.	Amount	Amount
		subscribed for.	paid up in Cash.
		\$	\$ cts.
Savage, Agnes G.	Chesley.	500	50 00
Smale, Dr. S. B.	Wroxeter	2,500	250 00
Schaefer, Henry M.	Milverton	1,500	150 00
Secor, Sarah A.	Collingwood	2,500	250 00
Snell, J. A.	Wiarton	1,000	100 00
Spetz, Rev. Theo.	Berlin	1,000	100 00
Steet, Rosa E.	Stratford	8,000	800 00
Stevens, James.	Ingersoll	1,000	100 00
Stewart, Rev. Alex.	Clinton	8,000	800 00
Stewart, Rev. Wm.	Toronto	6,000	600 00
Shea, John H.	Greenwood	2,000	200 00
Steele, Dr. M.	Tavistock	500	50 00
Stephens, L. H.	Campbellford	500	50 00
Stewart, Barbara F.	Winnipeg, Man.	1,000	
Stewart, Joseph	Winger	500	50 00
Sibert, Lonis I.	Brooklin	500	50 00
Shields, A. M.	Campbellford	1,000	100 00
Smith, Harriet.	Dundas	500	50 00
Stirton, James.	Verschoyle	1,000	100 00
Squire, Wm.	Mitchell	5,000	500 00
Stringer, C. W.	Belleville	2,000	200 00
Smith, H. G.	Toronto	2,500	
Simpson, Dr. G. Reid	Hamilton	2,000	200 00
Smith, Frank W.	Brandon, Man.	2,000	50 00
Smillie, Minnie	Alliston	1,000	
Scott, J. W.	Listowel	5,000	500 00
Shultis, Dr. John.	Heathcote	100	10 00
Sonley, Geo. H.	Whitby	1,000	100 00
Stokes, Jacob	Goderich	5,000	500 00
Somers, A. V.	Beeten	9,000	900 00
Somers, G. T.	"	1,000	100 00
Stuart Bros.	Mitchell	2,000	200 00
Somers, Frank I.	Beeten	10,000	
Sudworth, W. A.	Ingersoll	4,000	400 00
Shunk, Sara M.	Toronto	1,000	100 00
Strang, Mrs. Agnes	Virdeu, Man.	1,000	100 00
Stevenson, Dr. Wm.	"	1,000	
Schmidt, J. H.	"	1,000	100 00
Sharpe, G. B. C.	Moosejaw, N.W.T.	1,000	
Taylor, Dr. Alex.	Goderich	1,000	100 00
Tremble, Mrs. Lucy	Greenwood	500	50 00
Tremble, A.	"	500	50 00
Tribe, Hannah M.	Tilsonburg	5,000	500 00
Thomson, Miss C.	Whitby	3,000	300 00
Thomson, John.	"	4,000	400 00
Turnbull, Dr. A. R.	Moosejaw, N.W.T.	2,000	200 00
Thomson, Wm.	Orillia	1,000	100 00
Todd, Dr. J. O.	Winnipeg, Man.	2,500	250 00
Tonge, J. H.	St. Thomas	1,000	100 00
Trott, Dr. Wm. D.	Ingersoll	2,000	200 00
Underhill, Jas. A.	Elora	400	40 00
Vanwart, J. T. G.	Calgary, N.W.T.	1,000	
Vandusen, W.	Toronto Junction	10,000	1,000 00
Vanstone, Wm.	Pickering	1,000	100 00
Venner, Thos.	Orillia	1,000	100 00
Veitch, Dr. George	Port Elgin	500	50 00
Vogan, S. W.	Walkerton	500	50 00
Way, Bidwell	Hamilton	500	50 00
Walley, F. G.	Ingersoll	1,000	100 00
Wallace, A. E.	St. Thomas	10,000	2,000 00
Wheclihan, David	Campbellville	2,000	200 00
Webster, Dr. D. F.	West Lorne	600	60 00
Williams, Kate	St. Thomas	2,000	200 00
Williams, R. S.	Toronto	5,000	500 00

SESSIONAL PAPER No. 8

THE CONTINENTAL LIFE INSURANCE COMPANY—*Concluded.*LIST OF SHAREHOLDERS—*Concluded.*

Name.	Residence.	Amount subscribed for.	Amount paid up in cash.
		\$	\$ cts.
Wishart, Dr. D. J. G. (trustee).....	Toronto.....	400	40 00
Wilkinson, Rev. J. W.....	Trenton.....	1,000	100 00
Wildfong, Rev. Levi.....	Tavistock.....	1,000	100 00
Woods, Geo. B.....	Toronto.....	7,000	700 00
Whyte, Dr. J. T.....	Killarney, Man.....	100	10 00
Walker, Rev. Harry.....	Birchton, Que.....	500	50 00
Wheeler, Miss Cora M.....	".....	200	20 00
Williamson, W. M.....	Medicine Hat, N.W.T.....	2,000
Whitworth, E. J.....	Binbrook.....	400	40 00
Wheeler, A. W.....	Johnville, Que.....	400
Wheeler, Melvina L.....	Bulmer, Que.....	400
Wilson, George.....	Port Hope.....	5,000
Young, Dr. T. A.....	Woburn.....	500	50 00
Young, Dr. Robt. C.....	Ridgetown.....	2,000	200 00
	Total.....	\$ 893,000	\$ 76,933 58

1-2 EDWARD VII., A. 1902

THE CROWN LIFE INSURANCE COMPANY

LIST OF DIRECTORS—(As at December 31, 1901).

The Hon. Sir Charles Tupper, Bart., President; John Charlton, M. P., Vice-President; Herbert M. Mowat, K.C., Hon. R. L. Borden, M. P., Frederick W. Thompson, Geo. H. Hees, Rodolphe Forget, Frank E. Hodgins, Hon. David Tisdale, M. P., W. Barclay McMurrich, K.C. Francis H. Clergue, Samuel Barker, M. P., Arthur R. Boswell, K. C. Benj. Hertz, Randolph Macdonald, C. S. Wilcox, Frederick D. Monk, K.C., M.P., J. Douglas Hazen, K.C., M.P.P.

LIST OF SHAREHOLDERS (As at December 31, 1901).

Name.	Residence.	Amount	
		subscribed for.	paid in Cash.
		\$ cts.	\$ cts.
Ainley, Norman	Glen William, Ont.	2,000	500
Aitken, W. H.	Charlottetown, P. E. I.	2,500	625
Allison, J. Walter	Halifax, N. S.	2,000	500
Anderson, Alex	Charlottetown	500	125
Archibald, Chas	Halifax, N. S.	300	75
Aston, Geo	Valleyfield, Que.	200	50
Auld, G. E.	Charlottetown	500	
Barker, Samuel	Hamilton, Ont	10,000	2,500
Barker, E. P	Schreiber, Ont.	1,000	250
Baxter, Jacob	Cayuga, Ont.	500	125
Bearns, W. E., trustee	St. Johns, Nfld.	400	100
Beer, E. H.	Charlottetown	200	50
Bickford, Mrs. F. E.	Toronto	100	25
Bingay, Jacob	Yarmouth, N. S.	1,000	250
Bingham, Hugh S.	Cannington, Ont.	1,000	250
Black, W. A.	Winnipeg, Man.	1,000	250
Black, S. G.	Halifax, N. S.	2,500	625
Black, W. C.	Springhill, N. S.	1,000	250
Black, Mary C.	Winnipeg, Man.	1,000	250
Black, W. A.	Halifax, N. S.	1,000	250
Bond, Geo. J.	"	1,000	250
Booyer, F.	Charlottetown	500	125
Borden, Hon. R. L.	Halifax, N. S.	3,200	800
Boswell, Arthur R.	Toronto	2,500	625
Boyd, J. C.	Sault Ste. Marie, Ont.	600	150
Boyd, Grace I.	"	300	75
Bray, Mrs. Annie J.	Simcoe, Ont.	500	125
Brown, Geo.	Toronto	1,000	250
Calkin, Hugh E.	Springhill, N. S.	200	50
Cassils, Chas.	Montreal, Que.	10,000	2,500
Chandler, Chas. H.	Charlottetown	400	100
Charlton, John, M. P.	Lynedoch, Ont.	2,500	625
Charlton, Mrs. Ella G.	"	5,000	1,250
Clare, Geo. A.	Preston, Ont.	500	125
Clergue, Francis H.	Sault Ste. Marie, Ont.	10,000	2,500
Clergue, Ernest V.	"	5,000	1,250
Clergue, B. J.	"	5,000	1,250
Coburn, H. P.	Hamilton, Ont.	2,500	625
Coffin, W. M.	Charlottetown, P. E. I.	500	125
Crabbe, S. W.	"	1,000	250
Davies, Hon. Sir Louis H.	Ottawa, Ont.	2,000	500
DeGex, Leonard M.	Atlin, B. C.	100	25
Demers, Louis J.	Knowlton, Que.	100	
Deschenes, B. M., M. D.	St. Paschal, Que.	200	50
Dickey, Jas. A.	Amherst, N. S.	1,000	250
Doolittle, Chas. E.	Hamilton, Ont.	10,000	2,500
Drewry, E. L.	Winnipeg, Man.	2,500	625
Duggan, E. J.	Murray Bay, Que.	1,000	250
Durnford, A. D.	Montreal, Que.	1,000	250
Elliott, Jas.	"	2,500	625
Fairbanks, E. B.	Springhill, N. B.	200	50
Fairbanks, Mrs. Mary M.	"	200	50
Fennell, Robt.	Charlottetown, P. E. I.	500	125
Forget, Rodolphe.	Montreal, Que.	10,000	2,500
Fowler, Geo. W.	Sussex, N. B.	200	50
Foy, John.	Toronto	2,500	625
Ganong, Gilbert W.	St. Stephen, N. B.	5,000	1,250

SESSIONAL PAPER No. 8

THE CROWN LIFE INSURANCE COMPANY—Continued.

LIST OF SHAREHOLDERS—Continued.

Name.	Residence.	Amount subscribed for.	Amount paid up in Cash.
		\$	\$ cts.
Gibson, Mrs. A.	Hamilton, Ont	1,600	
Grant, Andrew	Beaverton, Ont	500	125
Haley, F. R.	Wolfville, N. S.	500	125
Hall, Wm., M. D.	Fort Qu'Appelle, N. W. T.	500	125
Hallett, Isaac H.	Greenwood, B. C.	300	75
Harper, J. J., M. D.	Alliston, Ont	500	125
Harris, Hon. John	St. Johns, Nfld.	500	125
Harris, Robt. E.	Halifax, N. S.	500	125
Harris, Thos	St. Johns, Nfld.	1,000	250
Haszard, F. L.	Charlottetown, P. E. I.	1,000	250
Hayward, H. H.	Fort Qu'Appelle, N. W. T.	1,000	
Heartz, Benj.	Charlottetown	2,500	625
Heartz, Frank R.	"	1,000	250
Hees, Geo. H.	Toronto	2,500	625
Henshaw, Col. F. C.	Montreal, Que.	10,000	2,500
Hickey, Chas. E.	Morrisburg, Ont.	300	75
Hickler, John H.	Sault Ste. Marie, Mich.	800	200
Hickson, H. E.	Woodstock, Ont.	100	
Hodgins, Frank E.	Toronto	5,000	1,250
Hodgins, J. Geo.	"	2,500	625
Howley, W. R.	St. Johns, Nfld.	400	100
Howley, Jas. P.	"	500	125
Hughes, Geo. E.	Charlottetown	500	
Hunter, A. C.	Goderich, Ont.	500	125
Hutchings, R. F.	Arundel, Que.	200	50
Iugs, Earnest A.	Charlottetown	500	125
Jenkins, S. R.	"	500	125
Johnson, H. D.	"	200	50
Johnson, S. M.	Greenwood, B. C.	300	75
Kaulbach, J. A.	Truro, N. S.	2,500	625
King, Mrs. Mary D.	Simcoe, Ont.	00	125
Kitt, Thos.	Lucan, Ont.	2,500	625
Knight, R. H.	Sault Ste. Marie	800	200
Lafontaine, E.	Springhill, N. S.	1,000	250
Lampert, H.	Toronto	5,000	1,250
Law, Wm. & Co.	Yarmouth, N. S.	1,000	250
Lawson, A. E.	Sydney, C. B.	200	50
Lewis, John	Charlottetown, P. E. I.	1,000	
Lindsay, W. B.	Strathroy, Ont.	1,000	250
Lyons, Chas.	Charlottetown, P. E. I.	500	125
Macdonald, R.	Toronto	5,000	1,250
Macdonald, R.	"	5,000	1,250
Madill, B.	Beaverton, Ont	500	125
Machell, H. T., M. D.	Toronto	2,500	625
Machell, H. T., M. D.	"	2,500	625
Molson, H. Markland	Montreal, Que.	10,000	2,500
Molson, Wm. A.	"	2,500	
Moore, John J.	Brooklin, Ont.	500	125
Moorehouse, W. H.	London, Ont.	500	125
Movatt, H. M., K. C.	Toronto	2,500	625
Muirhead, John	Summerside, P. E. I.	500	125
Murray, John, jr.	Springhill, N. S.	400	100
Murray, Robt. L.	"	500	125
Mackay, Jas.	Stellarton, N. S.	1,000	250
McConochie, S. W.	Hamilton, Ont.	2,500	625
McCoubrey, H. T.	St. Johns, Nfld.	200	50
McKessock, R. R.	Gore Bay, Ont.	200	50
McKinnon, Angus A.	Springhill, N. S.	1,100	275
McLarren, John	Lower Argyle, N. S.	500	125
McLarren, Mrs. Ella	"	1,000	250
McLean, T. A.	Charlottetown, P. E. I.	1,500	
McMillan, J. F.	Summerside, P. E. I.	300	
McMurrich, W. B.	Toronto	2,500	625
McNealy, Murray	Springhill, N. S.	200	50
McNutt, S. C.	"	500	125

1-2 EDWARD VII., A. 1902

THE CROWN LIFE INSURANCE COMPANY—*Concluded.*LIST OF SHAREHOLDERS—*Concluded.*

Name.	Residence.	Amount subscribed for.	Amount paid in cash.
		\$ cts.	\$ cts.
McRae, John	Beaverton, Ont	100	25
Newson, John	Charlottetown, P. E. I	500	125
Payzant, John Y	Halifax, N. S.	2,000	500
Pelletier, Hon. L.	Quebec, Que.	500	125
Pepler, W. H., M. D.	Toronto	500	125
Proctor, John A.	Beaverton, Ont	500	125
Proctor, Geo. R.	"	2,000	500
Proudfoot, W.	Goderich, Ont.	500	125
Prowse, L. E.	Sydney, C. B.	1,500	
Prowse, Hon. Saml.	Murray Harbour S., P. E. I.	2,500	625
Pyne, R. A., M. D.	Toronto	5,000	
Rainville, Henri B.	Montreal, Que.	10,000	2,500
Ramsay, Thos. E.	Summerside, P. E. I.	1,000	250
Rattenbury, Morton	Charlottetown, P. E. I.	500	125
Rattenbury, N.	"	2,500	625
Rattenbury, Oliver	"	1,000	
Reid, A. J.	Cannington, Ont.	1,000	250
Roberts, Geo H.	Toronto	10,000	2,500
Roberts, Mrs. S. J.	Cobourg, Ont.	1,000	250
Robinson, W.	Winnipeg, Man.	2,500	625
Rogers, B. F.	Vancouver, B. C.	2,500	625
Roome, W. F.	London, Ont.	500	125
Seller, F. H.	Charlottetown, P. E. I.	500	125
Shaw, H. H.	"	300	
Shenton, Henry W.	Springhill, N. S.	300	75
Silcox, Sydney	St. Thomas, Ont.	600	150
Simpson, G. R.	Hamilton, Ont.	2,500	625
Sinclair, D. G.	Woodstock, Ont.	200	50
Smyth, Mrs. Mary	St. Johns, Nfld.	1,000	250
Soley, Jas. D.	Springhill, N. S.	1,000	125
Talbot, Mrs. F. L.	Oshawa, Ont.	1,000	250
Thompson, F. W.	Winnipeg, Man.	2,500	625
Tisdale, Hon. David	Simcoe, Ont.	10,000	2,500
Tufts, J. F.	Wolfville, N. S.	2,500	625
Tupper, Hon. Sir Charles	Winnipeg, Man.	5,000	1,250
Tupper, Sir Charles Hibbert	Vancouver, B. C.	2,500	625
Tupper, J. S.	Winnipeg, Man.	2,500	625
Turpin, Jas.	Toronto	500	125
Webster, C. A., M. D.	Yarmouth, N. S.	500	125
Weeks, W. A.	Charlottetown, P. E. I.	2,500	625
Weekes, G. M.	London, Ont.	100	25
Wetherell, J. E.	Strathroy, Ont.	500	125
White, Mrs. L. M.	Toronto	1,000	250
Wickwire, W. N.	Halifax, N. S.	1,000	250
Wileox, C. S.	Hamilton, Ont.	10,000	2,500
Williams, J. A.	Ingersoll, Ont.	100	25
Wilson, Mrs. Elizabeth	Cannington, Ont.	1,000	250
Wilson, D. H.	Vancouver, B. C.	2,500	625
Wilson, John.	London, Ont.	300	75
Withers, J. W.	St. Johns, Nfld.	1,000	250
Eastern Trust Co.	Halifax, N. S.	2,000	500
	Total	\$320,000	\$75,650

SESSIONAL PAPER No. 8

THE DOMINION BURGLARY GUARANTEE COMPANY, LIMITED.

LIST OF DIRECTORS (As at December 31, 1901).

Samuel Finley, President; Hon. A. W. Ogilvie, Vice-president; Andrew S. Ewing, J. M. Fortier, F. W. Evans, Benj. Tooke, William Hanson.

LIST OF SHAREHOLDERS (As at December 31, 1901).

Name.	Residence.	Amount Subscribed.	Amount paid. in Cash.
		\$	\$
Ames, H. B.....	Montreal.....	10,500	3,150
Bickerdike, Robert.....	".....	5,000	1,500
Brown, Lyman.....	New York.....	10,000	3,000
Drummond, Hon. G. A.....	Montreal.....	5,000	1,500
Evans, F. W.	".....	5,000	1,500
Eveleigh, J.	".....	4,500	1,350
Eveleigh, Miss J. S.....	".....	500	150
Ewing, A. S.....	".....	15,000	4,500
Fairman, F. Wilson.....	".....	2,500	750
Fairman, Ernest E.....	".....	2,500	750
Finley, Samuel.....	".....	10,000	3,000
Fortier, J. M.....	".....	5,000	1,500
Gault, A. F.....	".....	5,000	1,500
Gemmill, J. A.....	Ottawa.....	1,000	300
Good, Brent.....	New York.....	10,000	3,000
Greenshields, J. N.....	Montreal.....	2,500	750
Greenshields, R. A. E.....	".....	7,500	2,250
Grose, William T.....	".....	5,000	1,500
Hanson, Edwin.....	".....	2,500	750
Hanson, William.....	".....	2,500	750
Hagar, W. C.....	".....	1,200	360
Heaton, E. P.....	".....	5,000	1,500
Henshaw, H. H.....	".....	1,300	390
Howard, A. L., estate of late.....	Brownsburg, Que.....	20,000	6,000
Jordan, Thos.....	Montreal.....	5,000	1,500
Locker, Geo. R.....	".....	5,000	1,500
Miller, Miss Laura C.....	".....	5,000	1,500
Moseley, Miss Mary R.....	St. Hyacinthe.....	5,000	1,500
Ogilvie, Hon. A. W.....	Montreal.....	5,000	1,500
Routh, J. H., estate of late.....	".....	1,000	300
Sherwood, Mrs. A. P.....	Ottawa.....	5,000	1,500
Sims, A. Haig.....	Montreal.....	10,000	3,000
Smith, R. Wilson.....	".....	2,500	750
Strachan, W.....	".....	5,000	1,500
Tooke, B.....	".....	5,000	1,500
Torrance, John.....	".....	5,000	1,500
Wait, Geo., estate of late.....	".....	2,500	750
	Total.....	\$200,000	\$60,000

1-2 EDWARD VII., A. 1902

THE DOMINION LIFE ASSURANCE COMPANY.

LIST OF DIRECTORS (As at December 31, 1901).

James Innes, President ; Chr. Kumpf, Vice-president ; Thos. Hilliard, Managing Director ; Hon. James McMullen, Simon Snyder, W. Vandusen, Walter Wells, F. Colquhoun, S. B. Bricker, Thos. Gowdy, Hon. S. Merner, Geo. D. Forbes, P. H. Sims, W. T. Parke, Henry Cargill, Thos. Trow, David Bean.

LIST OF SHAREHOLDERS (As at December 31, 1901).

Name.	Residence.	Amount Subscribed.	Amount paid. in Cash.
		\$	\$
Alexander, Robert.....	Galt.....	500	125
Baumann, A. F., M. D.....	Waterloo.....	3,360	825
Bean, David.....	".....	2,200	550
Bechtel, Byron E.....	".....	300	75
Bechtel, Miss Ella M.....	Hamilton.....	400	100
Bingeman, Jonas B.....	Bloomington.....	700	175
Boles, William.....	Stratford.....	800	200
Bowman, N. S.....	Conestogo.....	8,300	2,075
Bricker, Jacob.....	Waterloo.....	7,500	1,875
Bricker, Mrs. M.....	Berlin.....	200	50
Bricker, Simon B.....	Waterloo.....	8,500	2,125
Bruce, Wm. M., L.D.S.....	Toronto.....	2,000	500
Buckberrough, Daniel.....	Waterloo.....	1,500	375
Buckberrough, Miss Helen P.....	".....	800	200
Cargill, Henry, M.P.....	Cargill.....	18,000	4,500
Carscadden, Thos., M.A.....	Galt.....	500	125
Chadwick, Chas. W.....	Toronto.....	500	125
Clemens, Miss Cornelia.....	Preston.....	300	75
Clemens, Louis Edwin.....	".....	200	50
Colquhoun, Frederick.....	Waterloo.....	5,500	1,375
Conrad, Jacob.....	".....	5,000	1,250
Elliott, Mrs. Jennie H.....	Bolton.....	1,500	375
Ellesley, Wm.....	Winterbourne.....	1,000	250
Fleming, C. A.....	Owen Sound.....	1,500	375
Forbes, Geo. D.....	Hespeler.....	19,300	4,825
Goodale, John.....	Milverton.....	3,700	925
Gillespie, Mrs. Mary.....	Plattsville.....	2,600	650
Gowdy, Thomas.....	Guelph.....	6,000	1,500
Haist, Rev. A. Y.....	Berlin.....	2,000	500
Hamilton, Rev. A. M., M.A.....	Winterbourne.....	2,000	500
Hespeler, Jacob.....	Waterloo.....	1,700	425
Hill, Alexander.....	Guelph.....	2,800	700
Hilliard, Arthur J.....	Berlin.....	800	200
Hilliard, John.....	Bolton.....	1,500	375
Hilliard, Thos.....	Waterloo.....	28,000	7,000
Hilliard, Mrs. Catherine.....	".....	800	200
Hilliard, J. Charles.....	".....	300	75
Hilliard, Wm. L., M.D.....	".....	1,100	275
Hughes, F. G., L.D.S.....	Galt.....	5,000	1,250
Hope, James.....	Ottawa.....	3,300	825
Huehnergard, Conrad.....	Waterloo.....	1,500	375
Innes, James.....	Guelph.....	6,900	1,725
Johnston, Wm. H.....	Hay, Ont.....	1,100	275
Kumpf, Christian.....	Waterloo.....	11,000	2,750
Kumpf, Ford S.....	".....	1,700	425
Lackner, H. G., M.D.....	Berlin.....	1,000	250
Larkworthy, George.....	Stratford.....	3,400	850
Lockhart, E. J., M.D.....	Hespeler.....	2,200	550
Lockie, Jas. S.....	Waterloo.....	1,000	250
Martin, John F.....	".....	1,500	375
Martin, Mrs E. M.....	".....	5,000	1,250
McArthur, J. A., M.D.....	Mansfield, Ohio.....	1,700	425
McCall, Alexander.....	Simcoe.....	3,000	750
McGowan, John.....	Alma.....	1,500	375
McKay, Hugh M., M.D., estate of.....	Woodstock.....	2,000	500
McMullen, James.....	Mount Forest.....	7,800	1,950
Melvin, Robert.....	Guelph.....	1,700	425
Merner, Hon. Samuel.....	Berlin.....	5,000	1,250
Moore H. P.....	Acton.....	1,000	250

SESSIONAL PAPER No. 8

DOMINION LIFE—*Concluded.*LIST OF SHAREHOLDERS—*Concluded.*

Name.	Residence.	Amount Subscribed.	Amount paid. in Cash.
		\$	\$
Moore, George	Waterloo	2,400	600
Moyer, P. E. W., B.A., estate of	Berlin	1,500	375
Mulloy, Charles W	Aurora	1,700	425
Mulloy, Nelson, M.D.	Preston	1,000	250
Noecker, Chas. T., M.D.	Waterloo	3,700	925
Noecker, Mrs. Roxanna	"	2,000	500
Oberholtzer, Owen, estate of	Bloomington	1,000	250
Ortwein, Rev. John W	Hensall	1,000	250
Parke, Wm. T., M.D.	Woodstock	13,300	3,325
Pasmore, Mrs. Laura D	Toronto	2,000	500
Pasmore, W. J.	Guelph	2,000	500
Peine, Louis	New Hamburg	3,500	875
Pepper, Rev. John, B.A.	Palgrave	200	50
Petrie, Wm., estate of	Winterbourne	1,500	375
Ratz, John, estate of	Elmira	5,000	1,250
Ratz, Jacob	New Hamburg	5,000	1,250
Ratz, George	Elmira	2,500	625
Roos, Peter H	Waterloo	2,400	600
Roos, Miss Emma R	"	2,500	625
Sauder, Jeremiah	Preston	400	100
Sauder, Miss Tillie	"	1,900	475
Sauder, Wm. L	Birtle, Man	400	100
Schmidt, Geo., M.B.	Milwaukee, Wis.	700	175
Shuh, Levi	Waterloo	15,000	3,750
Sims, Peter H.	Toronto	5,000	1,250
Sims, Mrs. Peter H.	"	3,300	825
Snider, William	Waterloo	16,000	4,000
Snyder, Simon	"	21,100	5,275
Trow, Thomas	Stratford	3,000	750
Trow, James, M.P., estate of	"	12,000	3,000
Umbach, Rev. S. L.	Naperville, Ill.	1,500	375
Vandusen, Whitford	Tara	5,000	1,250
Walker, Watson H.	Waterloo	1,000	250
Ward, Henry	Toronto	800	200
Ward, Miss Elizabeth	"	800	200
Watson, Miss Phoebe A.	Doon	400	100
Wells, Walter, L.D.S.	Waterloo	28,300	7,075
Wells, Mrs. R.	"	3,300	825
Whaley, Thomas	Huntsville	1,000	250
Wing, Rev. M. L.	Berlin	1,500	375
Young, Wm.	Waterloo	8,300	2,075
Zimmermann, Mrs. Cath	"	2,200	550
	Total	\$400,000	\$100,000

1-2 EDWARD VII., A. 1902

THE DOMINION OF CANADA GUARANTEE AND ACCIDENT INSURANCE COMPANY.

LIST OF DIRECTORS (As at December 31, 1901).

Geo. Gooderham, President; S. F. McKinnon, T. G. Blackstock, Vice-presidents; C. D. Warren, Robert Archer, R. L. Patterson, A. E. Gooderham, Jas. F. W. Ross, H. Lowndes, Robert Crean, C. Riordan.

LIST OF SHAREHOLDERS (As at December 31, 1901).

Name.	Number of Shares.	Amount paid. in Cash	Amount Subscribed.	Of which are Preferred.
		\$	\$	
S. F. McKinnon.....	100	4,500	10,000	
C. D. Warren.....	10	450	1,000	
R. L. Patterson.....	50	2,250	5,000	
Robert Crean.....	20	900	2,000	
Robert Archer.....	50	2,250	5,000	30
Sir John A. Macdonald, estate of.....	40	1,800	4,000	20
J. Isabella Thornton.....	20	900	2,000	10
Henry Lowndes.....	30	1,350	3,000	10
John Flett.....	50	2,250	5,000	
J. F. W. Ross.....	80	3,600	8,000	40
Chas. Riordan.....	50	2,250	5,000	
T. G. Blackstock.....	30	1,350	3,000	
Jas. Young, estate of.....	30	1,350	3,000	
Geo. Gooderham, in trust.....	150	6,750	15,000	75
A. E. Gooderham.....	50	2,250	5,000	
J. F. Junkin.....	40	1,800	4,000	
Geo. Gooderham.....	1,574	70,830	157,400	1,002
Total.....	2,374	\$106,830	\$237,400	1,187

SESSIONAL PAPER No. 8

THE DOMINION PLATE GLASS INSURANCE COMPANY.

LIST OF DIRECTORS (As at December 31, 1901).

A. Ramsay, Hon. F. E. Gillman, A. F. Ramsay, W. A. Ramsay, E. Dowsley.

LIST OF SHAREHOLDERS (As at December 31, 1901).

Name.	Residence.	Amount subscribed for.	Amount paid in Cash.
		\$	\$
Ramsay, A.	Montreal	1,000	400
Ramsay, A. F.	"	1,000	400
Dowsley, E.	"	1,000	400
Ramsay, W. A.	"	1,000	400
Gilman, Hon. F. E.	"	1,000	400
Meredith, H. V., in trust.	"	20,000	8,000
	Total	\$25,000	\$10,000

1-2 EDWARD VII., A. 1902

THE EXCELSIOR LIFE INSURANCE COMPANY.

LIST OF DIRECTORS (As at December 31, 1901).

David Fasken, President; S. J. Parker, Ruliff Grass, Vice-presidents; Geo. Gooderham, Hon. Peter White, Thos. Long, John Ferguson, M.D., J. F. W. Ross, M.D., W. J. McFarland, Alexander Fasken, Geo. E. Weir, W. F. Colter, Thos. Howarth, R. W. Gordon, C. W. Mitchell.

LIST OF SHAREHOLDERS (As at December 31, 1901).

Name.	Residence.	Amount Subscribed for.	Amount paid in cash.
		\$	\$
Allison, W. H. R.	Picton	100	15
Armstrong, John R.	Ottawa	1,000	150
Armstrong, John	Owen Sound	1,000	150
Bullis, W. H., M.D.	Rochester, N. Y.	1,000	150
Burkinshaw, F. A.	Toronto	500	75
Booth, Robert	Pembroke	5,000	750
Bourinot, E. W.	Wiaraton	500	75
Bennett, Edward	Kingston	1,000	150
Breese, Wm.	Chatsworth	100	15
Ball, Wm.	Chatham	500	75
Clarke, E. F.	Toronto	1,000	150
Clarke, estate of Rev. R. (Mrs. Frances Clarke, executrix).	Millbrook	1,000	150
Clubb, A.	Toronto	100	15
Colter, W. F. B.	Sarnia	5,000	750
Campbell, Peter	Peterboro'	500	75
Creasor, A. D.	Owen Sound	2,500	375
Cooke, J. C.	Kincardine	500	75
Coombe, F. E.	Liverpool, Eng.	500	75
Campbell, Capt. P. M.	Collingwood	500	75
Craig, James	Toronto	200	30
Dixon, Geo.	"	400	60
Dickson, estate of W. W.	Pembroke	1,000	150
Dickson, J. B.	"	1,000	150
Doty, C. F.	Oakville	1,000	150
Dow, W. G., M.D.	Owen Sound	3,500	525
Dunlop, Mrs. M. E.	Pembroke	1,000	150
Ego, Angus, M.D.	Markdale	500	75
Ewens, Wm.	Owen Sound	2,000	300
Ferguson, John, M.D.	Toronto	1,500	225
Fasken, David	"	116,400	17,460
Foulds, J. G.	Johannesburg, S.A.	2,000	300
Foster, A.	Pembroke	2,500	375
Falls, A. F.	Chatham	500	75
Forham, M.	Owen Sound	1,000	150
Frawley, M. J.	Barrie	1,000	150
Fasken, Alex.	Toronto	1,000	150
Gaskin, Capt. J.	Kingston	2,000	300
Gulledge, E. H.	Oakville	3,500	525
Gillies, James	Carleton Place	5,500	825
Gillies, Wm.	"	5,500	825
Gowan, Hon. J. R.	Barrie	6,500	975
Gordon, Alex.	Pembroke	2,000	300
Gordon, Alex., in trust.	"	1,000	150
Gordon, Alex., in trust.	"	1,000	150
Gooderham, Geo.	Toronto	57,100	8,565
Grass, Ruliff	"	12,600	1,890
Grass, S. M., Mrs.	"	200	30
Howarth, Jas.	Oakville	2,500	375
Hopper, Wm. H.	Cobourg	1,000	150
Hall, James	Grand Valley	200	30
Henderson, Jonathan	Barrie	1,000	150
Howell, Chas.	Owen Sound	1,000	150
Harvey, William	Winnipeg	8,700	1,305
Johnson, J. R.	Streetsville	300	45
Johnson, W. H., M.D.	Fergus	1,000	150
Kennedy, R. A., M.D.	Ottawa	1,000	150
Kerr, Wm.	Cobourg	100	15

SESSIONAL PAPER No. 8

THE EXCELSIOR LIFE INSURANCE COMPANY—Con.

LIST OF SHAREHOLDERS—Con.

Name.	Residence.	Amount Subscribed for.	Amount paid in Cash.
		\$	\$
Knechtel, Daniel	Hanover	500	75
Kilbourne, G. S.	Owen Sound	1,000	150
Latimer James, estate of	Carleton Place	400	60
Long, Thos	Toronto	2,000	300
Laird, Bros.	Dresden	1,500	225
Mitchell, C. W.	Ottawa	1,000	150
Morrison, Annie E.	Sarnia	1,000	150
Morgan, J. D.	Dundalk	1,500	225
Macpherson, Angus	Markdale	1,000	150
McKean, Edw. W.	Toronto	1,500	225
McCleary, Wm	Thorold	200	30
McCarroll, Thos.	Meaford	100	15
McCormick, Andrew	Ottawa	1,000	150
McCullough, Thos.	Chatsworth	500	75
McDonald, John	"	500	75
McFarland, W. J.	Toronto	5,500	825
McFaul, A. W.	Owen Sound	900	135
Notter, Mrs. F. J.	"	4,000	600
Osborne, Mrs. M. J.	"	500	75
Parker, S. J.	"	8,500	1,275
Price, Carson	Holland Centre	300	45
Redfern, J. W.	Owen Sound	1,000	150
Robertson, Capt. W. J.	"	500	75
Ronan, J. H.	Sarnia	1,000	150
Richardson, M. Mrs.	Flesherton	500	75
Ross, M. E., Miss.	Barrie	500	75
Reedy, Geo.	Toronto	2,000	300
Ross, W. A.	Barrie	600	90
Ross, James	Toronto	1,000	150
Ross, J. F. W., M.D.	"	6,000	900
Sutherland, Rev. A., D.D.	"	500	75
Shaw, Abraham	Kingston	200	30
Seagall, J. D.	Seattle, W. T.	1,000	150
Schmidt, Geo	Pembroke	500	75
Smith, H. E.	Owen Sound	2,000	300
Smart, A. M., in trust.	London	2,100	315
Smith, H. B.	Owen Sound	3,500	525
Tinning, J. B.	Toronto	100	15
Thompson, J. E.	Arnprior	500	75
Vail, C. L., Mrs.	Sarnia	400	60
Whiteside, T. R.	Toronto	200	30
Wells, W. C.	Buffalo, N. Y.	100	15
Wells, W. C., Mrs.	"	100	15
Woolings, James	Toronto	400	60
Weir, Geo. E.	Dresden	2,000	300
Weir, Caroline Miss.	"	3,000	450
Weir, Catherine Miss	"	3,000	450
Wedge, Geo.	Carleton Place	300	45
Ward, G. D.	Cobourg	500	75
Wightman, Robert	Owen Sound	2,000	300
White, A. T., estate of	Penbroke	1,000	150
Wesley, Samuel	Barrie	1,400	210
Woolings, A. B., Mrs.	Toronto	100	15
Wrenshall, A. B., Miss	Brantford	1,000	150
Weddell, Robert	Trenton	5,000	750
White, Hon. Peter	Pembroke	1,000	150
Total		\$350,900	\$52,635

1-2 EDWARD VII., A. 1902

THE EQUITY FIRE INSURANCE COMPANY.

LIST OF DIRECTORS (As at December 31, 1901).

Arch. Campbell, M.P., President; Thos. Crawford, M.P.P., Vice-President; C. C. VanNorman, His Honor Judge Morgan, David Carlyle, J.P., H. E. Irwin, K.C., Wm. Hendrie, jr., W. H. Biggar, K.C., A. F. McLaren, M.P., Stephen Noxon. C. H. Elliott.

LIST OF SHAREHOLDERS—(As at December 31, 1901).

Name.	Residence.	Amount subscribed for.	Amount paid up in Cash.
		\$	\$
Ainlay, Thomas	Mount Forest	500	50
Ainsworth, O. H.	Guelph	2,000	200
Allen, H. P.	London	1,000	100
Alexander, A. W.	Guelph	1,000	100
Alexander, Dr. W. H.	Toronto	1,000	100
Arthur, Dr. J. Robins	Collingwood	1,000	100
Bailey, James	Harriston	500	50
Baldwin, G. S.	Aurora	2,000	200
Ball, George	Barrie	1,000	100
Barker, Clarissa	Bloomfield	10,000	1,000
Barrett, Harold	Port Hope	500	50
Barrick, Dr. E. J.	Toronto	1,000	100
Beacock, Dr. D. V.	Brockville	1,000	100
Begg, Wm. R.	Toronto	1,000	100
Bell, Edwin	Chatham	3,000	300
Berry, William	Brantford	2,000	200
Bell, Judge	Chatham	4,000	400
Biggar, W. H.	Toronto	1,000	100
Blair, George F.	Brussels	1,000	100
Boles, Jas. P.	Ingersoll	2,000	200
Bonnick, est. of Jos	Toronto	1,000	100
Boyer, John P.	Kincardine	1,000	100
Bristol, Carrie E.	Guelph	1,000	100
Brown, F. Clemont	Toronto	1,000	100
Brown, Wm. Greenwood	"	7,500	750
Brown, Margaret	"	10,000	1,000
Brook, B. F.	Listowel	1,000	100
Bruce, E. W.	Toronto	1,000	100
Bruce, Dr. Wm.	"	2,000	200
Burgess, Herbert H.	Owen Sound	1,500	150
Burr, Emma C.	Guelph	2,000	200
Burr, F. C.	"	2,000	200
Burr, M. W.	"	2,500	250
Burritt, A. & Co.	Mitchell	5,000	500
Bywater, A. E.	Trenton	500	50
Cable, William	Toronto	1,000	100
Cameron, Emily & Maud	Petrolia	1,000	100
Cameron, John H.	Brussels	1,500	150
Campbell, Arch	Toronto Junction	5,000	500
Campbell, Arch G.	Harriston	1,000	100
Carlyle, David	Toronto	5,000	500
Carlyle, Isabel	"	300	30
Carpenter, E. R.	Collingwood	1,000	100
Carroll, estate of Mrs. Ellen	Toronto	1,000	100
Carscadden, Thomas	Galt	2,000	200
Carscadden, Nellie E.	"	3,000	300
Carson, Samuel	Meaford	1,000	100
Chisholm, W. D.	Belleville	1,000	100
Chrysler, M. A.	Toronto Junction	1,000	100
Clarke, Eunice	Bloomfield	5,000	500
Clarke, Eugene M.	Toronto	5,000	500
Cockburn, A. P.	"	1,000	100
Cody, W. S.	Windsor	1,000	100
Colbeck, F. C.	Toronto Junction	3,000	300
Cormack, James	Guelph	2,000	200
Connell, Dr. J. C.	Kingston	1,000	100
Cooke, John C.	Kincardine	1,000	100

SESSIONAL PAPER No. 8

THE EQUITY FIRE INSURANCE COMPANY—Continued.

LIST OF SHAREHOLDERS—Continued.

Name.	Residence.	Amount subscribed for.	Amount paid up in Cash.
		\$	\$
Courtice, Rev. A. C., D.D.	Toronto	2,000	200
Crawford, G. S.	"	1,000	100
Crawford, Thos., M.P.P.	"	3,000	300
Cressman, Alva W.	Norwich	1,000	100
Cronk, estate of J. S.	Pictou	6,000	600
Cressman, Clara	Norwich	1,000	100
Davidson, Kate H.	Truro, N.S.	700	70
Dow, Dr. W. G.	Owen Sound	1,000	100
Duffton & Sons	Stratford	500	50
Dunlop, James	Hamilton	1,000	100
Eakins, Thomas	Harriston	500	50
Egan, Chas.	Petrolia	500	50
Elliott, Wm. A.	Mitchell	5,000	500
Elliott, Dr. A. G.	Lucknow	1,000	100
Elliott, C. H.	London	1,000	100
Escott, Marion Minerva	"	1,000	100
Farran, W. W.	Clinton	1,000	100
Ferguson, D. M.	Stratford	1,000	100
Follett, Jos. J.	Toronto	1,000	100
Ford, Thos. S.	Mitchell	1,000	100
Forrester, estate of Andrew	"	5,000	500
Fowke, F. L.	Oshawa	1,000	100
Frawley, M. J.	Barrie	2,000	200
Fowler, H. C.	Toronto	1,000	100
Frost, Geo., estate	Tilsonburg	1,000	100
Gibson, Rev. John	Norwood	1,000	100
Gilles, John	Teeswater	1,000	100
Goodale, Marion	Milverton	1,000	100
Goodale, Elizabeth	"	1,000	100
Gourlay, Richard	Toronto Junction	2,000	200
Gourlay, Mrs. R.	"	2,000	200
Govenlock, William	Seaforth	10,000	1,000
Gowan, estate of Sen. J. R.	Barrie	1,000	100
Gowans, John	Toronto	2,000	200
Gray, James	Kincardine	1,000	100
Groves, Dr. A.	Fergus	1,000	100
Hales, James	Toronto	1,000	100
Hall, Z. A.	Penetanguishene	1,000	100
Hallam, estate of John	Toronto	1,000	100
Halls, Samuel P.	Goderich	2,000	200
Hamilton, Jas. R.	Brantford	1,000	100
Hara, F. N.	St. Catharines	500	50
Hawk, Dr. Albert	Galt	1,000	500
Hawley, Deborah	Bath	2,500	250
Haywood, Alfred	Toronto	1,000	100
Henwood, Dr. A. J.	Brantford	5,000	500
Henwood, Dr. Reginald	"	2,000	200
Hill, Jonathan Albert	Toronto	4,000	400
Hiscox, William	Port Perry	500	50
Hendrie, Wm., jr.	Hamilton	3,000	300
Hortin, Wm.	Windsor	2,000	200
Houston, John	Clinton	1,000	500
Howell, O. C.	Hamilton	500	50
Hubbard, A. I., estate of	Toronto	1,000	100
Hubson, Mrs. L. M.	Carman, Man.	5,000	500
Innes, James	Guelph	2,000	200
Irwin, H. E.	Toronto	5,000	500
Irwin, John W.	Clinton	1,000	100
Jarvis, Chauncey G.	London	500	50
Jenkins, Frederica E.	Owen Sound	1,000	100
Jennings, estate of B.	Toronto	500	50
Jewell, John	Harriston	500	50
Keefer, J. G.	Norwood	2,000	200
Kerr, James	Sarnia	1,500	150

1-2 EDWARD VII., A. 1902

THE EQUITY FIRE INSURANCE COMPANY—Continued.

LIST OF SHAREHOLDERS—Continued.

Name.	Residence.	Amount subscribed for.	Amount paid up in Cash.
		\$	\$
Kilgour, Rev. Jas.	Peterboro.	5,000	500
King, W. C.	Bowmanville.	9,000	900
Kitchen, W. J.	Galt.	5,000	500
Knox, John.	Norwood.	2,000	200
Laird, John.	Picton.	1,000	100
Lewis, William.	Mount Forest.	500	50
Leonard, H. F.	Brantford.	500	50
Luke, Sidney.	Tilsonburg.	1,000	100
McArthur, Alex.	Seaforth.	15,000	1,500
McCamus, D. N.	Poit Perry.	1,000	100
McCamus, J. A.	Norwood.	1,000	100
McConachie, H. D., estate.	Galt.	5,000	500
McCullough, Dr. Hugh A.	Harriston.	1,000	100
McCrimmon, Dr. Jno.	Kincardine.	500	50
McDiarmid, H. F.	Ingersoll.	2,000	200
McEvers, Laura A.	Cobourg.	2,000	200
McKay, A. B.	Woodstock.	1,000	100
McLaren, A. F., M.P.	Stratford.	2,000	200
McLean, Dr. P. D.	Woodbridge.	2,000	200
McPherson, Jas. A.	Kincardine.	500	50
McMurchie, Jas.	Blyth.	1,000	100
Manning, Alex.	Toronto.	5,000	500
Manning, Wm. H.	Goldwater.	1,000	100
Marr, John.	London.	1,000	100
Marshall, Noel.	Toronto.	500	50
Martin, Dr. G. S.	Toronto Junction.	1,000	100
Murray, Thos.	Owen Sound.	1,000	100
Matthews, Asa.	Toronto.	1,000	100
Meikle, Dr. T. D.	Mount Forest.	1,000	100
Meiklejohn, John.	Harriston.	500	50
Meyers, Arch. J.	Listowel.	2,000	200
Mills, J. S.	Toronto.	2,000	200
Mills, Mrs. James.	Norwich.	1,000	100
Mills, Thos. A.	Wingham.	500	50
Moore, Alvin J.	Goderich.	500	50
Morden, Dr. Jas. B.	Picton.	2,000	200
Morgan, Edward Judge.	Toronto.	2,000	200
Morgan, Joseph.	Walkerton.	1,000	100
Moyer, Dr. Sylvester.	Galt.	1,000	100
Munn, Angus.	Ripley.	1,000	100
Murdock, John G.	Lucknow.	1,000	100
Murray, Rev. John L.	Kincardine.	2,000	200
Murray, R. W.	Toronto.	1,000	100
Nairn, Chas. A.	Goderich.	2,000	200
Needler, Wm.	Lindsay.	10,000	1,000
Nichol, Dr. Wm.	Brantford.	1,000	100
Nightingale, Jas.	"	1,000	100
Norris, Jas.	Kincardine.	1,000	100
Noxon, Stephen.	Ingersoll.	2,000	200
Noxon, W. R.	"	1,000	100
Noxon, T. H.	"	2,000	200
Noxon, Wm.	Bloomfield.	10,000	1,000
Packham, Jas. J.	Owen Sound.	1,000	100
Papst, C. W.	Seaforth.	500	50
Phillips, Mrs. Mary J.	Picton.	3,000	300
Pickard, Emma C.	Seaforth.	500	50
Piggott, John.	Chatham.	1,000	100
Pinch, John S.	Owen Sound.	1,000	100
Platt, John M.	Picton.	3,000	300
Platt G. D.	"	1,000	100
Porter, Geo.	Goderich.	1,000	100
Rance, H. T.	Blyth.	3,500	350
Rae, George M.	Toronto.	4,500	450
Reedy, Geo.	"	1,000	100

SESSIONAL PAPER No. 8

THE EQUITY FIRE INSURANCE COMPANY—*Concluded.*LIST OF SHAREHOLDERS—*Concluded.*

Name.	Residence.	Amount subscribed for.	Amount paid up in Cash.
		\$	\$
Reynolds, R. W.	Norwood	1,000	100
Richards, Lydia R.	Picton	5,000	500
Richards, John.	"	10,000	1,000
Riley, C. W.	Ingersoll	2,000	100
Robertson, R. J.	"	1,000	100
Robertson, Wm. J.	St. Catharines	1,000	100
Ross, C. G.	Newmarket	1,000	100
Rutherford, Miss Elizabeth L.	Aurora	2,000	200
Schaefer, H. M.	Milverton	500	50
Seagram, A. W.	Toronto	1,500	150
Shortt, Prof. Adam	Kingston	500	50
Simpson, W. Graham	Eglington	500	50
Sloan, John	Galt	2,000	200
Smith, Dr. A. Dalton	Mitchell	4,000	400
Smith, Dr. J. C.	Barrie	1,000	100
Smith, John	Tilsonburg	2,000	200
Smith, Wm	Brockville	1,000	100
Smith, W. F.	Toronto	500	50
Spratt, W. A.	Hamilton	1,000	100
Stalker, Dr. Malcolm	Walkerton	1,000	100
Stevenson, H. M.	Toronto	3,000	300
Stewart, Robert	Guelph	1,000	100
Stickney, Stephen W.	Buffalo, N. Y.	3,000	300
Stover, Reuben A.	Unionville	500	50
Strang, Rose I.	Goderich	500	50
Strang, Hugh I.	"	500	50
Strath, Robt. S.	Toronto	1,000	100
Strathy, Gerard	Barrie	1,000	100
Talcott, Philip	Bloomfield	5,000	500
Tatham, Sidford	Listowel	1,000	100
Taylor, Alfred	Galt	2,000	200
Teasdall, Dr. W. J.	London	1,000	100
Terrill, John	Picton	11,000	1,100
Tudhope, W. R.	Toronto	2,000	200
Turner, Edith E.	"	1,000	100
Turner, Mrs. Carrie T.	Chatham	2,000	200
Vandusen, W.	Tara	5,000	500
Vandervoort, Ida M.	Sidney Crossing	1,000	100
VanNorman, Chas. C.	Toronto	1,000	100
VanNorman, Isabella M.	"	4,000	400
VanNorman, H. R.	"	4,000	400
Walker, John A.	Chatham	1,000	100
Waterhouse, James	Ingersoll	2,000	200
Warren, Fred	Toronto Junction	1,000	100
Warring, George	Picton	500	50
Wells, Dr. S. M.	Barrie	1,000	100
Wells, W. C.	Hastings	2,000	200
White, James	Woodstock	1,000	100
Wesley, Samuel	Barrie	2,000	200
White, J. W.	Chatham	1,000	100
White, W. J. B. (in trust)	Kingston	500	50
Wightman, Robt.	Owen Sound	1,000	100
Wilkins, N. B.	Galt	2,000	200
Wilkins, F. W.	Norwood	2,000	200
Wilkinson, A. W.	Barrie	1,000	100
Williams, Rev. D.	Greenwood	10,000	1,000
Williams, John	Cobourg	2,000	200
Williams, Miss M. P.	Norwood	1,000	100
Wilson, James	Fergus	500	50
Woods, Walter	Hamilton	1,000	100
Yates, H. R.	Brantford	1,000	100
Young, Rev. Jno.	Hamilton	500	50
Yule, Alex.	Harriston	1,000	100
Yule, John	Guelph	2,000	200
Zeigler, Dr. O. H.	Toronto	500	50

1-2 EDWARD VII., A. 1902

THE FEDERAL LIFE ASSURANCE COMPANY OF CANADA.

LIST OF DIRECTORS (As at December, 1901).

M. H. Aikins, M.D., James H. Beatty, David Dexter, Hon. Geo. E. Foster, Hon. J. M. Gibson, Wm. Kerns, Hugh Murray, Hon. E. McLeod, John Potts, D.D., Rev. John G. Scott, Rev. A. E. Russ, John Wakefield, D.D., A. Woolverton, M.D., T. H. Macpherson.

LIST OF SHAREHOLDERS (As at December 31, 1901).

Name.	Residence.	Amount Subscribed.	Amount paid in Cash.
		\$	\$
Aikins, M. H., M.D.	Burnhamthorpe	20,000	2,600
Austin, W. H.	Trenton	10,000	1,300
Agar, Amos, estate.	Braunton	6,000	780
Atherton, Alfred B.	Fredericton, N.B.	1,000	130
Aikins, H. W., M.D.	Toronto	15,000	1,950
Aikins, Mrs. Amie D.	Cleveland, Ohio.	10,000	1,300
Blanshard, Mrs. Mary	Appleby	10,000	1,300
Bowes, Jos. W.	Boyne	10,000	1,300
Beatty, Jas. H.	Toronto	47,400	6,162
Brock, Thos., estate.	Mt. Forest.	1,400	182
Bates, Thomas P.	Hamilton.	7,100	923
Burns, Miss S. C.	"	5,000	650
Cobb, Rev. Thomas.	Toronto	1,000	130
Colling, Rev. Thomas.	Warton	3,600	468
Campbell, Mrs. E. H.	Peterboro'	1,000	130
Coleman, Miss Helena J.	Toronto	2,000	260
Curry, Isaac.	"	2,000	260
Cummings, Samuel, M.D.	Hamilton	10,500	1,365
Dexter, David	"	33,600	4,368
Dexter, David, in trust.	"	191,700	24,921
Dexter, Mrs. I.	"	10,000	1,300
Dawson, H. W.	Toronto	2,000	260
Dever, Jas. and Patrick.	Fredericton, N.B.	1,000	130
Davis, W. H.	Hamilton	5,000	650
Edgecombe, F. B.	Fredericton, N.B.	1,400	182
Fleming, D. G., M.D.	Chatham	2,000	260
Fairfield, B. C.	St. Catherines	5,000	650
Foster, Hon. G. E.	Ottawa	2,000	260
Freeman, Jas. A.	Brantford	3,000	390
Farr, Diana, estate.	Holyoke, Mass.	3,600	468
Gundy, Rev. Jas., estate.	Scotland, Ont.	2,000	260
Griffith, Rev. Thomas.	Quebec.	2,500	325
Goodwin, James.	Grimsby	5,000	650
Gibson, Hon. J. M.	Hamilton	2,000	260
Haslett, Thos. C.	"	25,000	3,250
Haslett, Thos. C., in trust.	"	15,000	1,950
Harris, Rev. Jas.	Guelph	7,100	923
Hanson, Chas. A.	Montreal	4,300	559
Hanson, Wm.	"	3,600	468
Hunter, William.	Hamilton	3,000	390
Hanger, Harriet.	Hyderville, Vt., U.S.	1,600	208
Hanger's Slate Works.	" "	200	26
Hewitt, Rev. W. J., estate.	Liverpool, Eng.	4,000	520
Hay, W. D.	Toronto	1,400	182
Hough, Mrs. Annie M.	"	10,000	1,300
Irwin, Jas., estate	Prescott	5,000	650
Isaac, Richard.	Salmon Point	500	65
Johnston, Mrs. P. F.	Deloraine, Man.	500	65
Kerns, William	Burlington.	21,500	2,795
Kerns, William, in trust.	"	15,000	1,950
Kettlewell, Rev. Wm.	Mt. Forest.	5,000	650
Kinghorn, Wm.	Douglas, N.B.	1,000	130
Kerns, W. C.	Burlington.	5,000	650
Lang, Mrs. Christiana.	"	5,000	650
Leitch, Rev. R. H.	Pictou.	2,000	260
Lund, Elizabeth	Mt. Forest.	5,000	650
Might, Rev. Samuel.	Smith's Falls.	10,000	1,300
Manley, Rev. J. G.	Deer Park.	1,000	130

SESSIONAL PAPER No. 8

THE FEDERAL LIFE ASSURANCE CO. OF CANADA—*Concluded.*LIST OF SHAREHOLDERS (As at December 31, 1901)—*Concluded.*

Name.	Residence.	Amount Subscribed.	Amount paid in Cash.
		\$	\$
Metcalf, Clara W	Holyoke, Mass.	3,600	468
Murray, Hugh	Hamilton	10,100	1,313
McCallum, Rev. Jos. W., estate.	Toronto	1,400	182
McIntyre, Rev. C. E.	Chatham	2,000	260
McLeod, Hon. E.	St. John	2,000	260
Macpherson, T. H.	Hamilton	20,000	2,600
MacAdam, Mrs. S.	Vancouver	3,600	468
McLachlin, Mrs. A. E.	Hamilton	8,000	1,040
McCutcheon, Mrs. M. J. O.	Toronto	32,500	4,225
Potts, Rev. John	"	15,000	1,950
Potts, Rev. John, in trust	"	15,000	1,950
Potts, Margaret	"	1,000	130
Potts, John E.	Ottawa	2,500	325
Potts, Frank H	Medicine Hat	2,500	325
Potts, Margaret E.	Toronto	2,500	325
Potts, Edna R	"	2,500	325
Popham, M. E.	Montreal	2,800	364
Russ, Rev. A. E.	Beamsville	31,400	4,082
Ross, Rev. Jas. S.	Walkerton	2,900	377
Richardson, Rev. Jas. E.	Kingston	10,000	1,300
Russ, Esther C.	Beamsville	4,300	559
Scott, Rev. John G.	Ingersoll	57,500	7,475
Shepherd, Rev. W. W.	Muncey	1,400	182
Scott, Rev. John	Japan	1,000	130
Smoke, S. C.	Toronto	2,900	377
Sharp, L. N., M.D.	Minneapolis, Minn.	1,000	130
Sutherland, Rev. A.	Toronto	2,000	260
Strachan, E. S.	Hamilton	9,500	1,235
Sutherland, Helena	Toronto	15,900	2,067
Stevens, H. S., in trust	Hamilton	5,000	650
Turk, Rev. Geo. R	Toronto	11,400	1,482
Thomson, Jas.	Hamilton	3,000	390
Van Wart, Louise	Fredericton, N.B.	2,000	260
Wakefield, Rev. John	Paris, Ont.	22,000	2,860
Willmot, Austin, estate	Milton	10,000	1,300
Watson, Rev. W. C.	Elmira, Ont.	8,000	1,040
Wakefield, Daniel	Washington, Ont	1,400	182
Warden, Rev. Robert H.	Toronto	2,500	325
Whiting, Rev. R., estate	Kingston	10,000	1,300
Wood, Hon. Josiah	Sackville, N.B.	2,000	260
Woolverton, A., M.D.	Hamilton	21,500	2,795
Woolverton, A., M.D., in trust	"	15,000	1,950
Wright, Dr H. A.	Detroit, Mich.	6,000	780
Willoughby, Mrs. A. K.	Exeter, Ont.	10,000	1,300
Wilson, Mrs. Isabella	Toronto	14,300	1,859
Woolverton, Theoron	New York	2,600	338
	Total	1,000,000	130,000

1-2 EDWARD VII., A. 1902

THE GREAT WEST LIFE ASSURANCE COMPANY.

LIST OF DIRECTORS (As at December 31, 1901).

J. H. Brock, Managing Director; Alexander Macdonald, President; Directors: A. M. Nanton, P. C. McIntyre, Geo. R. Crowe, R. T. Riley, Andrew Kelly, Brandon; J. Y. Payzant, Halifax; His Honour Lieut.-Governor McMillan.

LIST OF SHAREHOLDERS (As at December 31, 1901).

Name.	Residence.	Number of shares.	Amount subscribed for.	Amount paid in Cash.
			\$	\$
Aikins, J. A. M.	Winnipeg.	40	4,000	1,000
Aikins, J. S.	"	20	2,000	500
Allan, Geo. W.	"	30	3,000	750
Allen, Rev. James	165 Carleton St., Toronto.	10	1,000	250
Alloway, W. F.	Winnipeg.	25	2,500	625
Anderson, J. E.	"	10	1,000	250
Anderson, J. W.	"	2	200	50
Anderson, J. P. (Ex: late P. C. McIntyre)	"	4	400	100
Ashdown, J. H.	Winnipeg.	150	15,000	3,750
Ashdown, Mrs. M. J.	Portage la Prairie.	5	500	125
Audette, L. A.	Ottawa.	25	2,500	625
Baker, E. Crow.	Victoria.	20	2,000	500
Barber, Henry.	Toronto.	5	500	125
Bartlett, Cameron, in trust.	Winnipeg.	45	4,500	1,125
Baskerville, C. A.	"	20	2,000	500
Bawlf, N.	"	10	1,000	250
Beck, G. S.	Port Arthur.	20	2,000	500
Beck, H. H., in trust.	Winnipeg.	3	300	75
Black, Albert S.	Truro, N.S.	5	500	125
Blanchard, R. J., M.D.	Winnipeg.	50	5,000	1,250
Bond, J. M.	Guelph, Ont.	5	500	125
Bright, A.	Winnipeg.	10	1,000	250
Brock, J. H.	"	20	2,000	500
Brock, W. R.	Toronto.	50	5,000	1,250
Byrnes, Henry	Winnipeg.	10	1,000	250
Cain, J., estate of.	Virten.	20	2,000	500
Cameron, A.	Oak Lake	10	1,000	250
Campbell, Charles S.	Montreal, Que.	50	5,000	1,250
Campbell, H. M.	Don, Ont.	10	1,000	250
Campbell, Magdalen.	"	10	1,000	250
Campbell, P.	Carman	20	2,000	500
Carscaden, Mrs. C. E.	Riverside, California.	20	2,000	500
Carscaden, J. D.	"	20	2,000	500
Cass, Edward	Winnipeg.	4	400	100
Campbell, I. K. C.	"	21	2,100	525
Campbell, R. J.	"	10	1,000	250
Champion, H. T.	"	20	2,000	500
Chown, H. H., M.D.	"	50	5,000	1,250
Clark, Samuel P.	"	16	1,600	400
Clayton, F. W.	Portage la Prairie	10	1,000	250
Cowan, James, M.D.	"	20	2,000	500
Cross, A. E.	Calgary.	4	400	100
Cross, W.	Winnipeg	10	1,000	250
Crowe, Geo. R.	"	45	4,500	1,125
Culver, Wm., estate of.	"	30	3,000	750
Dancer, Chas. H.	"	5	500	125
Dick, Miss S.	"	40	4,000	1,000
Dixon Bros.	Maple Creek	70	7,000	1,750
Donald, W. A.	Pilot Mound.	20	2,000	500
Drewry, E. L.	Winnipeg	20	2,000	500
Duffin, S., estate of late	"	10	1,000	250
Dunsford, Mrs. J.	Morden	2	200	50
Elliott, Mrs. Ellen.	New Westminster.	25	2,500	625
Erb, E., estate of late	Victoria, B.C.	10	1,000	250
Ewen, A.	New Westminster.	25	2,500	625
Fairley, W. A.	Carberry	5	500	125

SESSIONAL PAPER No. 8

THE GREAT WEST LIFE ASSURANCE COMPANY—Continued.

LIST OF SHAREHOLDERS—Continued.

Name.	Residence.	Number of shares.	Amount subscribed for.	Amount paid in Cash.
			\$	\$
Farrell, Edward, estate of late.	Halifax.	10	1,000	250
Finley, F. G.	Montreal.	10	1,000	250
Fisher, Mrs. C. D.	Moosejaw.	1	100	25
Fletcher, Mrs. Annie.	New York.	10	1,000	250
Flumerfelt, R. C.	Victoria.	50	5,000	1,250
Forsyth, George.	Winnipeg.	30	3,000	750
Frame, J. F.	Virden.	20	2,000	500
Fraser, A. W.	Ottawa.	10	1,000	250
Fraser, J. M.	Pilot Mound.	5	500	125
Fullerton, William.	Montreal.	20	2,000	500
Fyshe, Thomas.	"	10	1,000	250
Galbraith, R. L. T.	Fort Steele, C.B.	4	400	100
Galletly, A. J. C.	Victoria.	2	200	50
Galt, Geo. F.	Winnipeg.	20	2,000	500
Galt, Mrs. M.	"	100	10,000	2,500
Garland, Wm., estate of.	Portage la Prairie.	30	3,000	750
Girvin, J. A.	Winnipeg.	10	1,000	250
Girvin, John A.	"	40	4,000	1,000
Gordon, J. C.	"	5	500	125
Graham, H. C.	Hayfield, Man.	10	1,000	250
Green, Mrs. M. C.	Ottawa.	20	2,000	500
Hall, Miss E. E.	Prince Albert.	5	500	125
Hall, J. D.	Vancouver.	5	500	125
Henry, James.	Don, Ont.	10	1,000	250
Henry, Miss Jane.	"	10	1,000	250
Henry, John.	"	20	2,000	500
Henry, William.	Wexford, Ont.	10	1,000	250
Halstead, Rev. Wm.	Portage la Prairie.	10	1,000	250
Hamilton, L. A.	Winnipeg.	5	500	125
Henderson, F. G. A.	Brandon.	15	1,500	375
Henderson, H. E.	"	5	500	125
Hendrie, J. S.	Hamilton.	35	3,500	875
Hillier, G.	Moyie, B.C.	20	2,000	500
Hogg, Rev. J., in trust.	Winnipeg.	60	6,000	1,500
Hogg, Rev. Joseph.	"	20	2,000	500
Holland, C. A.	Victoria.	30	3,000	750
Housser, I. W.	Toronto.	10	1,000	250
Howitt, H., M.D.	Guelph, Ont.	10	1,000	250
Hunt, John D.	Carberry.	10	1,000	250
Hurtley, T.	Winnipeg.	20	2,000	500
Hutchings, G. F.	"	20	2,000	500
Irving, John.	Victoria.	20	2,000	500
Jardine, A.	Winnipeg.	6	600	150
Johnston, W.	"	2	200	50
Keddy, John.	Brandon.	10	1,000	250
Kelly, A.	"	20	2,000	500
Kenny, J. J.	Toronto.	20	2,000	500
Kerr, Robert.	Montreal.	5	500	125
Langley, Charles.	Toronto.	5	500	125
Little, J. W.	London, Ont.	10	1,000	250
Logan, Wm. M.	McGregor.	20	2,000	500
Marani, Cesare J.	Vancouver.	60	6,000	1,500
Marlatt & Housser.	Portage la Prairie.	10	1,000	250
Marsh, D. W.	Calgary.	20	2,000	500
Marsh, G. T.	Regina.	52	5,200	1,300
Marsh, G. W.	Elkhorn, Man.	5	500	125
Marvin, E. B.	Victoria.	20	2,000	500
Mason, J. H.	Toronto.	200	20,000	5,000
Meredith, H.	Brandon.	40	4,000	1,000
Millar, T. B.	Portage la Prairie.	20	2,000	500
Milroy, T. M., M.D.	Winnipeg.	50	5,000	1,250
Mitchell, W. J.	Toronto.	10	1,000	250

1-2 EDWARD VII., A. 1902

THE GREAT WEST LIFE ASSURANCE COMPANY—Continued.

LIST OF SHAREHOLDERS—Continued.

Name.	Residence.	Number of shares.	Amount subscribed for.	Amount paid in Cash.
			\$	\$
Monk, Geo. W. M.	South March, Ont.	20	2,000	500
Morse, Frank M., in trust	Winnipeg.	4	400	100
Morton, Ed.	Carberry	5	500	125
Mudge, H. J.	Montreal.	20	2,000	500
Mundie, J.	Winnipeg.	8	800	200
Muttlebury, G. A.	"	20	2,000	500
McDiarmid, John, M.D.	Brandon	10	1,000	250
Macdonald, Alexander.	Winnipeg.	50	5,000	1,250
Macdonald, Alexander, in trust	"	40	4,000	1,000
Macdonald, Mrs. Annie	"	10	1,000	250
McDonald, Donald H.	Fort-Qu'Appelle	10	1,000	250
Macdonald, Hon. H. J.	Winnipeg.	100	10,000	2,500
McIntyre, P. C.	"	40	4,000	1,000
MacKenzie, Kenneth.	"	10	1,000	250
MacKenzie, Wm. G.	Vancouver	15	1,500	375
McLaren, J. B.	Winnipeg.	10	1,000	250
McLenaghan, James.	Toronto	30	3,000	750
McLeod, John.	Portage la Prairie	4	400	100
McMillan, Hon. D. W.	Winnipeg.	20	2,000	500
McNaughton, R. D., in trust.	Moosomin	5	500	125
McNee, Mrs. I.	Windsor, Ont.	40	4,000	1,000
McQuaker, Wm.	Winnipeg.	20	2,000	500
Nanton, A. M.	"	70	7,000	1,750
Nation, F.	Brandon	10	1,000	250
O'Connor, D.	Ottawa	10	1,000	250
Paddon, J. A.	Lindsay, Ont.	5	500	125
Parsons, Silas S.	Toronto	60	6,000	1,500
Patton, F. L.	Winnipeg.	5	500	125
Payzant, John Y.	Halifax.	20	2,000	500
Peterson, C. W.	Chicago	10	1,000	250
Phillips, F.	New York	20	2,000	500
Purdon, W. F., estate of.	Stony Mountain	5	500	125
Quinn, John	Brandon	1	100	25
Ralston, A. J.	St. John	20	2,000	500
Reid, Hayter	Ottawa	10	1,000	250
Richardson, R. D., in trust for J. F. Richardson	Winnipeg.	5	500	125
Riley Conrad S.	"	10	1,000	250
Riley, R. T.	"	50	5,000	1,250
Robinson, T. W.	Moosejaw	10	1,000	250
Robson, D.	New Westminster	5	500	125
Rogers, Edith.	Winnipeg.	5	500	125
Rogers, W. G.	Carberry	2	200	50
Rowand, Rev. W. L. H.	Fort William.	6	600	150
Russell, J. J.	Winnipeg	5	500	125
Sayward, J. A.	Victoria	20	2,000	500
Scott, Robert R.	Winnipeg.	5	500	125
Smith, T. D.	"	10	1,000	250
Smyth, J. C.	"	12	1,200	300
Smyth, S. M.	Strathroy, Ont.	20	2,000	500
Spencer, J. R., estate of (Robt. and Wm. C. Phair exrs.)	Winnipeg.	10	1,000	250
Spring-Rice, B. W.	Pense	20	2,000	500
Spring-Rice, G.	"	20	2,000	500
Stewart, R.	Winnipeg.	10	1,000	250
Sprague, D. E.	"	10	1,000	250
Stickle, T. D.	Carberry	10	1,000	250
Stidson, R., estate of.	Portage la Prairie.	20	2,000	500
Thornton, R. S.	Deloraine.	5	500	125
Tufts, Prof. J. F.	Wolfville, N.S.	40	4,000	1,000
Unsworth, W. B.	Toronto	10	1,000	250
Vernon, Hon. F. G.	Victoria	50	5,000	1,250
Waddell, Mrs. E. M.	Winnipeg	20	2,000	500
Wheeler, C. H.	"	10	1,000	250

SESSIONAL PAPER No. 8

THE GREAT WEST LIFE ASSURANCE COMPANY—*Concluded.*LIST OF SHAREHOLDERS—*Concluded.*

Name.	Residence.	Number of shares.	Amount subscribed for.	Amount paid in Cash.
			\$	\$
Whimster, Peter	Portage la Prairie	40	4,000	1,000
White, Wm., Lieut.-Col., C.M.G.	Ottawa	10	1,000	250
Whyte, Wm	Winnipeg	5	500	125
Wickson, Arthur	"	60	6,000	1,500
Wilkie, D. R.	Toronto	20	2,000	500
Wilson, D. H., M.D.	Vancouver	20	2,000	500
Wilson, R. R.	Winnipeg	10	1,000	250
Wilson, W. F.	Berlin, Ont.	20	2,000	500
Wilson-Smith, R.	Montreal	50	5,000	1,250
Worth, Arthur	Toronto	40	4,000	1,000
Young, Robert	"	10	1,000	250
	Total	4,000	\$400,000	\$100,000

1-2 EDWARD VII., A. 1902

THE GUARANTEE COMPANY OF NORTH AMERICA.

LIST OF DIRECTORS—(As at December 31, 1901).

Edward Rawlings, President and Managing Director; Hartland S. MacDougall, Vice-President, Robert Kerr, Secretary and Treasurer; E. S. Clouston, John Cassils, Geo. Hague, William Wainwright; Hon. E. C. Smith, H. W. Cannon.

LIST OF SHAREHOLDERS (As at December 31, 1901).

Name.	Residence.	Number of Shares.	Amount subscribed for.	Amount paid in Cash.
			\$	\$
Buchanan, W. J.	Montreal	40	2,000	2,000
Clouston, E. S.	"	25	1,250	1,250
Cassils, John	"	25	1,250	1,250
Dixon, B. Homer	Toronto	100	5,000	5,000
Gilroy, Mrs. B.	Winnipeg	75	3,750	750
Girdwood, G. P., M.D., in trust	Montreal	34	1,700	340
Gibb, Jas. D., estate of	"	30	1,500	1,500
Gunn, Geo. C.	London, Ont.	10	500	100
Gunn, Theresa M.	"	10	500	100
Gundry, Mrs. M. A.	Toronto	75	3,750	750
Hague, George	Montreal	20	1,000	1,000
Hall, Benjamin, estate of	"	80	4,000	4,000
Hamilton, John	Quebec	50	2,500	2,500
Kerr, Robert	Montreal	20	1,000	1,000
Morrice, D.	"	60	3,000	600
Macfie, R. C.	London, Ont.	20	1,000	200
MacDougall, H. S.	Montreal	350	17,500	3,500
McCulloch, Ferdinand, estate of	"	30	1,500	300
Mackintosh, J. C.	Halifax, N.S.	6	300	60
MacDougall Bros., special	Montreal	1,252	62,600	12,520
Nelles, R. Campbell, & Robert Craick M.D., executors	"	210	10,500	10,500
O'Brien, James	"	50	2,500	500
Piddington, Thos. A.	Quebec	21	1,050	1,050
Piddington, Samuel	Ottawa	21	1,050	1,050
Piddington, Alfred	Montreal	21	1,050	1,050
Piddington, Mrs. Annie, Institute	Quebec	21	1,050	1,050
Ross, James G., estate of	"	120	6,000	1,200
Riddell, Alex. F.	Montreal	10	500	100
Ramsay, William	Toronto	60	3,000	3,000
Rawlings, Edward	Montreal	6,284	314,200	108,320
Rawlings, Edward, in trust for—				
Rawlings, Miss A. L.	"	6	300	300
Rawlings, Miss E. M.	"	5	250	250
Rawlings, Miss K. N. B.	"	5	250	250
Rawlings, George W.	"	5	250	250
Rawlings, H. E. A.	"	5	250	250
Rawlings, W. T.	"	5	250	250
Smith, Larratt W.	Toronto	100	5,000	5,000
Stayner, Mrs. H. R.	"	280	14,000	10,800
Strickland, Mrs. C. C.	Lakefield, Ont.	30	1,500	300
Torrance, Mrs. M. W.	Montreal	711	35,550	8,110
Torrance, John	"	20	1,000	200
Thomson, Geo. H.	Quebec	60	3,000	3,000
Waddell, Mrs. M. C.	Montreal	14	700	700
Walker, James R.	"	6	300	60
Walker, Kenneth McL	"	44	2,200	440
Withall, Wm. J., estate of	"	86	4,300	4,300
Withall, Mrs. E.	"	20	1,000	1,000
Wainwright, Wm.	"	50	2,500	1,500
Armes, G. R. W.	New York	600	30,000	10,000
Armond, W. C. de	Philadelphia, Pa.	100	5,000	1,000
Atkins, Edw. F.	Boston, Mass	100	5,000	5,000
Burroughs, H. N., estate of	Philadelphia, Pa.	50	2,500	2,500
Bullions, Mrs. L. C.	Troy, N. Y.	5	250	250
Barr, John W., jr.	Louisville, Ky	10	500	500
Caldwell, Miss Mary	Troy, N. Y.	5	250	250
Clark, C. P.	Syracuse, N. Y.	30	1,500	1,500
Commegys, B. B., estate of	Philadelphia, Pa.	20	1,000	1,000
Citizens' Insurance Co	Pittsburg, Pa.	5	250	250

SESSIONAL PAPER No. 8

GUARANTEE COMPANY OF NORTH AMERICA—*Concluded.*LIST OF SHAREHOLDERS—*Concluded.*

Name.	Residence.	Number of Shares.	Amount subscribed for	Amount paid in Cash.
			\$	\$
Cuyler, Thos. de Witt.....	Philadelphia, Pa.....	20	1,000	1,000
Cannon, H. W.....	New York, N. Y.....	100	5,000	5,000
Chafee, Mrs. M. F.....	Boston, Mass.....	5	250	250
Chafee, Z.....	Providence, R. I.....	5	250	250
Cooley, Theo.....	Nashville, Tenn.....	50	2,500	2,500
Dunham, Mrs. Alice.....	Boston, Mass.....	5	250	250
Dohrman, Mrs. E.....	Alleghany City, Pa.....	20	1,000	1,000
Dickson, Mrs. S. H.....	".....	6	300	300
Day, Mrs. Lillie M.....	Pittsburg, Pa.....	8	400	400
Erringer, J. L.....	Philadelphia, Pa.....	50	2,500	500
Gregerson, Mrs. M. E.....	Boston, Mass.....	5	250	250
Gibbs, Edwd. N., estate of.....	Norwich, Conn.....	40	2,000	2,000
Garrison, Sallie E.....	Pittsburg, Pa.....	14	700	700
Gorman, George J.....	".....	10	500	500
Gregerson, G. W.....	Boston, Mass.....	10	500	100
Hartshorne, Charles.....	Philadelphia, Pa.....	50	2,500	2,500
Howell, J. T.....	Nashville, Tenn.....	10	500	500
Jesup, M. K.....	New York, N. Y.....	200	10,000	2,000
Jones, Hon. J. Russell.....	Chicago, Ill.....	20	1,000	1,000
Keech, W. H.....	Pittsburg, Pa.....	15	750	750
Luce, Mrs. E. T., administratrix.....	Boston, Mass.....	20	1,000	1,000
Lloyd, D. McK.....	Pittsburg, Pa.....	10	500	500
Loutrel, Cyrus F., estate of.....	South Orange, N. J.....	50	2,500	2,500
Marks, Albert D.....	Nashville, Tenn.....	10	500	500
Merrill, C. L.....	Pittsburg, Pa.....	10	500	500
Metzger, W. E.....	Nashville, Tenn.....	10	500	500
Morris, Geo. W.....	Louisville, Ky.....	10	500	500
Messler, Mrs. M. R.....	Pittsburg, Pa.....	14	700	700
Messler, Eugene L.....	Duquesne, Pa.....	14	700	700
Messler, Remsen V.....	Pittsburg, Pa.....	28	1,400	1,400
Minturn, Mrs. S. S.....	New York, N. Y.....	200	10,000	10,000
McCoy, Mrs. Mary E.....	Allegheny City, Pa.....	20	1,000	1,000
McClintock, Mary G.....	Pittsburg, Pa.....	13	650	650
Nöel, Miss Mamie F.....	Nashville, Tenn.....	10	500	500
Pennsylvania Co., for insurance on lives and granting annuities, &c.—Trustees under will of Jos. W. Drexel, deceased.	Philadelphia, Pa.....	200	10,000	10,000
Pell, Alfred, estate of.....	".....	40	2,000	2,000
Pulsford, J. E.....	".....	120	6,000	6,000
Quarier, Cushman.....	Louisville, Ky.....	10	500	500
Ricketson, Clementine G.....	Pittsburg, Pa.....	13	650	650
Rolph, W. T.....	Louisville, Ky.....	10	500	500
Smith, Hon. J. Gregory, estate of.....	St. Albans, Vt.....	100	5,000	5,000
Sabine, Mrs. J. Lee, estate of.....	Philadelphia, Pa.....	120	6,000	6,000
Schoonmaker, James M.....	Pittsburg, Pa.....	20	1,000	1,000
Stites, John.....	Louisville, Ky.....	10	500	500
Thaw, Wm. M.....	Pittsburg, Pa.....	5	250	250
Thaw, Elizabeth B.....	".....	5	250	250
Thompson, W. R.....	".....	20	1,000	1,000
Walton, Samuel B.....	".....	20	1,000	1,000
Winslow, Gen. E. T.....	New York, N. Y.....	100	5,000	1,000
Willock, James H.....	Pittsburg, Pa.....	10	500	500
Total.....		13,372	\$668,600	\$304,600

1-2 EDWARD VII., A. 1902

THE HOME LIFE ASSOCIATION OF CANADA.

LIST OF DIRECTORS—(As at December 31, 1901).

Hon. Richard Harcourt, President; John Firstbrook, 1st Vice-President; John S. King, 2nd Vice-President; A. J. Pattison, Managing Director; Geo. E. Amyot, Rev. Wm. Briggs, D.D., T. W. Boddy, James W. Curry, K.C., Hon. H. T. Duffy, Prof. N. F. Dupnis, M.A., F.R.S.C., Fred Diver, Thos. Elliott, H. C. Graham, John Hillock, Hon. J. W. Longley, T. H. Parker, T. McCaffry, C. E. Stevenson, J. H. Spencer, R. A. Wood, Advisory Directors.

LIST OF SHAREHOLDERS—(As at December 31, 1901).

Name.	Occupation.	Residence.	Stock Subscribed.		Amount paid in Cash.	
			\$	cts.	\$	cts.
Adames, H. J.	Storekeeper, C.P.R.	Calgary	1,000	00	200	00
Agnew, J. H.	Barrister	Viriden	200	00		
Anderson, Edward	"	Portage la Prairie	1,000	00	200	00
Anglin, R. D.	H. M. Customs	Kingston	2,000	00		
Apps, Mrs. C	"	Paris	2,400	00	80	00
Apps, Miss E. C.	"	"	800	00	80	00
Apted, Edward	Printer	Toronto	100	00	20	00
Apted, Wm. H.	"	"	100	00	20	00
Ainsworth, Wm.	Asst. locom. foreman	Revelstoke	4,000	00	800	00
Armstrong, George C.	Merchant	Portage la Prairie	1,500	00	300	00
Armstrong, Robt.	Warehouseman	Paris	800	00	160	00
Argue, W. P.	Principal	Winnipeg	1,000	00	60	00
Arthur, R. H.	Physician	Sudbury	2,000	00	200	00
Austin, C. A.	Druggist	Simcoe	600	00	120	00
Austin, E. E.	Locomotive engineer	Revelstoke	5,000	00	1,000	00
Awde, Rev. James.	"	Merriton	600	00	600	00
Atkinson, Mrs. M. A.	"	Hamilton	1,000	00		
Apps, Ernest O.	Druggist	Paris	1,000	00	200	00
Armstrong, Mrs. E. M.	"	Vancouver	5,000	00	1,000	00
Amyot, Geo. E.	Manufacturer	Quebec	5,000	00	1,000	00
Annandale, T. S.	Grocer	New Westminster	1,000	00	100	00
Andrews, Henry	Locomotive engineer	Vancouver	1,000	00		
Baldwin, Mrs. Avis	"	Manitou	1,000	00	200	00
Baisley, Mrs. J.	"	North Bay	2,000	00	160	00
Bascom, Mrs. A. M.	"	Toronto	2,000	00	400	00
Barnes, Josiah.	Engineer	Calgary	5,000	00	1,000	00
Bates, Thomas	Agent	Toronto	200	00	40	00
Bcaton, Miss A. A.	"	Kingston	800	00	160	00
Bedford, Nelson	Farmer	Morden	2,000	00	400	00
Bedford, S. A.	Superintendent	Brandon	3,000	00	600	00
Birbeck, J. N.	Capitalist	Boissevain	2,000	00	400	00
Bishop, C. P.	Teacher	Athens	300	00	60	00
Boddy, T. W.	Capitalist	Portage la Prairie	20,000	00	3,200	00
Boyle, R. C.	Physician	Vancouver	5,000	00		
Boulton, F. J.	Manager	Hamiota	500	00	36	00
Buxton, Mrs. W.	"	Medicine Hat	1,000	00	200	00
Breden, Mrs. A.	"	Kingston	2,000	00	400	00
Brick, N. W.	Principal	"	3,000	00	600	00
Brisbur, J. P.	Agent, N. P. Ry.	Brandon	1,000	00	200	00
Brooks, Edw. C.	Photographer	Nanaimo	1,000	00	200	00
Brown, J. T.	Barrister	Moosomin	500	00	100	00
Briggs, Rev. Wm., D.D.	Clergyman	Toronto	5,000	00	1,000	00
Bulgin, E. J.	Accountant	Winnipeg	1,000	00	200	00
Burgess, P. G.	Tel. operator	Lindsay	1,000	00	200	00
Burgess, Edgar	Teacher	Manitou	2,000	00		
Butchart, M. J.	Merchant	Carman	1,000	00	200	00
Buxton, Henry Hart	Manager	Delcrairie	1,000	00	40	00
Burr, Myron W.	Manufacturier	Guelph	1,000	00	200	00
Bemrose, C. D.	Merchant	Neepawa	2,000	00		
Baldwin, J. M.	Manager	Killarney	1,000	00		
Briars, Wm. S.	Engineer	Calgary	2,000	00	400	00
Blackader, A. D.	Physician	Montreal	2,500	00	200	00
Bolton, Miss Eliza	Principal	Ottawa	1,000	00	200	00
Barker, Robert.	Com. traveller	Toronto	3,000	00	160	00
Barker, Samuel, M.P.P.	Barrister	Hamilton	1,000	00	200	00
Barker, T. M.	Merchant	Vancouver	2,000	00	80	00
Cappon, Prof. J.	M. A.	Kingston	3,000	00	600	00
Cain John	County Court Clerk	Viriden	2,000	00	400	00

SESSIONAL PAPER No. 8

THE HOME LIFE ASSOCIATION OF CANADA—Continued.

LIST OF SHAREHOLDERS—Continued.

Name.	Occupation.	Residence.	Stock	Amount
			Subscribed.	paid in Cash.
			\$ cts.	\$ cts.
Campbell, D. D.	Merchant	Manitou	2,000 00	400 00
Campbell, J. E.	"	Carman	1,000 00	200 00
Cameron, A. A.	"	Oak Lake	4,000 00	800 00
Casey, Mrs. R. R.	"	Guelph	1,000 00	200 00
Cassidy, Rev. F. A.	M. A.	"	2,000 00	
Campbell, Mrs. E. W.	"	Broadview, Assa.	2,000 00	200 00
Cardell, John	Master mechanic	Calgary	1,000 00	100 00
Cameron, A. L.	"	"	2,000 00	400 00
Cartmell, Miss M. J.	"	Hamilton	400 00	80 00
Calder, J. A.	Inspector	Regina	1,000 00	200 00
Challoner, Miss A. A.	"	Toronto	2,000 00	360 00
Chew, Wm.	Foreman	Hamilton	2,400 00	480 00
Chapin, F. B.	Broker	Sudbury	2,500 00	
Charlesworth, Mrs. E. C.	"	Guelph	1,000 00	200 00
Clark, C. W.	Physician	Winnipeg	4,000 00	
Clarke, S. J.	Proprietor	Calgary	1,000 00	
Corridan, P.	Conductor	Toronto	1,200 00	80 00
Corbett, S. C.	Physician	Winnipeg	2,000 00	400 00
Cochrane, J. B.	"	Kingston	1,000 00	200 00
Cook, A. B.	Merchant	Arcola, N. W. T.	1,000 00	200 00
Cockerline, John and wife.	C. P. R.	North Bay	1,000 00	200 00
Cowan, James	Physician	Portage la Prairie	5,000 00	1,000 00
Cochrane, Mrs. C.	"	Kingston	2,000 00	400 00
Coady, R. T.	City treasurer	Toronto	500 00	100 00
Crisp, Mrs. C. E.	"	Kingston	6,000 00	1,200 00
Crisp, Miss S. J.	"	"	2,000 00	400 00
Crisp, Miss E. H.	"	"	2,000 00	400 00
Cross, John	Engineer	North Bay	1,000 00	200 00
Cross, A. E.	Brewer	Calgary	1,000 00	200 00
Crispo, F. W. S.	Banker	Quebec	1,000 00	200 00
Crawford, Wm.	Conductor	Medicine Hat	2,000 00	200 00
Curry, Alfred	Merchant	Souris	2,000 00	400 00
Curry, James W., K.C.	Crown attorney	Toronto	5,000 00	1,000 00
Curry, Miss E.	"	Hamilton	500 00	100 00
Curry, Miss M. A.	"	"	400 00	80 00
Cunningham, H. C.	Physician	Carman	1,000 00	200 00
Cunliffe, J. H.	Conductor	Medicine Hat	1,000 00	200 00
Cushing, W. H.	Manufacturer	Calgary	4,000 00	
Connell, W. T.	Professor	Kingston	1,000 00	200 00
Chown, Miss H. L.	"	"	1,500 00	300 00
Cameron, Rev. A. A.	Clergyman	Ottawa	1,000 00	200 00
Capland, Jas. S., M.A.	Sciencemaster	Brockville	1,000 00	200 00
Charest, J. C. B.	Physician	Montreal	2,000 00	400 00
Davis, F. L.	Barrister	Neepawa	500 00	100 00
Dawson, S. J.	Conductor	Brandon	1,000 00	200 00
Davidson, J. R.	Physician	Winnipeg	500 00	100 00
Davidson, Mrs. E.	"	Guelph	800 00	160 00
Davidson, John A.	Retired	"	2,000 00	400 00
Daniel, Edwin	"	"	1,000 00	136 83
Day, Prof. Geo. E.	B.S.A.	"	1,000 00	200 00
Davies, Mrs. E.	"	Toronto	5,000 00	1,000 00
Deane, M.	Foreman	Buffalo	200 00	
Deacon, T. R.	Civil engineer	Rat Portage	1,000 00	200 00
Diver, Fred.	Manager	Toronto	5,000 00	1,000 00
Dickson, George	M. A.	"	700 00	140 00
Dickie, Noble	Conveyancer	Carberry	1,000 00	200 00
Donald, G. W.	Principal	Winnipeg	1,000 00	
Doherty, Prof. M. W.	M. A., B. Sc.	Guelph	500 00	
Dransfield, E. R.	Ticket agent	Toronto	1,000 00	200 00
Dupuis, Prof. N. F.	M. A.	Kingston	5,000 00	1,000 00
Dunsford, C. R.	Manager	Morden	1,000 00	40 00
Davidson, Joseph	Farmer	Manitou	500 00	100 00
Day, Mrs. Tessie M.	"	Guelph	1,000 00	200 00
Drummond, F. A.	Agent	Winnipeg	1,000 00	20 00
Duffy, Hon. H. Thomas.	Prov. Treasurer	Quebec	5,000 00	1,000 00

1-2 EDWARD VII., A. 1902

THE HOME LIFE ASSOCIATION OF CANADA—Continued.

LIST OF SHAREHOLDERS—Continued.

Name.	Occupation.	Residence.	Stock	Amount
			Subscribed.	paid in Cash.
			\$ cts.	\$ cts.
Drew, George E.	Physician.	New Westminster.	4,000 00	200 00
Diplock, A. B.	Accountant.	Vancouver.	500 00	
Douglas, C. S.	Real estate broker.	"	2,000 00	
Echlin, Mrs. A. R., executors of.		Hamilton	8,400 00	1,680 00
Ehns, Joseph		Fort William.	2,000 00	400 00
Eldon, R. H.	Teacher	Toronto	500 00	100 00
Elliott, Thos.	Merchant	Brantford.	5,000 00	1,000 00
Ellis, Prof. W. S.	B. A., B. Sc.	Kingston	10,000 00	2,000 00
Emerson, R. W.	Engineer.	Moose Jaw	1,000 00	200 00
Ellis, D. D.	Physician.	Fleming.	1,000 00	
Esau, Wm.	Merchant	Winkler.	1,000 00	100 00
Edwards, Herbert.	Locom. engineer.	Vancouver.	1,000 00	40 00
Ewen, Alex.		New Westminster.	2,000 00	400 00
Fairman, C. R.	Conductor	Minnedosa.	1,000 00	200 00
Ferguson, Rev. G. D.	B. A.	Kingston	4,000 00	800 00
Festing, M. S.	Sec. Y.M.C.A.	Brandon	1,000 00	20 00
Ferguson, Wm	Farmer	Hamiota.	2,000 00	
Fife, Miss A. L. O.		Toronto	500 00	100 00
Fyfe, Miss L.		Guelph	500 00	100 00
Fisher, J. F.	Engineer.	Medicine Hat.	1,000 00	
Firstbrook, John.	Manufacturer.	Toronto	6,500 00	1,300 00
Firstbrook, W. A.	"	"	6,500 00	1,300 00
Fleming, S. E.	Physician.	Sault Sainte Marie.	1,000 00	
Fletcher, Rev. D. H.	Clergyman.	Hamilton	600 00	120 00
Fletcher, W. J.	Physician.	Toronto.	2,000 00	400 00
Forrest, H. F., jr.	Banker.	Neepawa.	1,000 00	200 00
Frame, J. F.	Merchant	Virden.	2,000 00	400 00
Fulcher, Nelson	Engineer.	North Bay.	1,000 00	200 00
French, Miss Sarah		Brantford	600 00	120 00
Falconer, Alex. James.	Merchant	Deloraine	2,000 00	200 00
Flewing, David.	Passenger agent.	Portage la Prairie.	500 00	100 00
Gamble, Miss Nancy A.		Paris.	600 00	40 00
Gamble, Miss Sarah M.		"	1,600 00	80 00
Gallagher, Mrs. J.		Moose Jaw	1,000 00	200 00
Gass, C. A., in trust		"	1,000 00	
Gee, Rev. A. L., in trust	Clergyman.	St. Catharines	3,000 00	600 00
Gillies, N. B.	Physician.	Brandon.	3,000 00	480 00
Glennie, Miss J. H.		Hamilton	1,200 00	240 00
Gordon, A. J.	Physician.	Carman	1,000 00	
Gorham, H. G.	Foreman.	Calgary.	2,000 00	200 00
Goodwin, Rev. J.		Grimsby	3,500 00	700 00
Graham, H. C.	H. M. Customs.	Brandon	1,000 00	200 00
Grantham, Mrs. M. M. B.		"	2,000 00	200 00
Greenshaw, C. H.	Merchant	Hamiota	2,000 00	400 00
Graham, Prof. W. R.	Agricultural college.	Guelph.	500 00	
Gardner, Frank.	Merchant	Rat Portage.	2,000 00	
Garesche, A. J.	Dental surgeon.	Victoria.	1,000 00	
Graham, Wm. A.	B. A.	Ottawa.	1,000 00	200 00
Glasford, George E.	Locom. engineer	Moose Jaw	1,500 00	300 00
Glass, J. H.	Com. traveller	London.	2,000 00	400 00
Hardie, E. S.	Dentist.	Guelph.	1,500 00	
Ham, Philip.	Merchant	Toronto	600 00	120 00
Harris, Jos., estate of.		Winnipeg	1,000 00	
Hamilton, Rt. Rev. C.		Ottawa	1,000 00	1,000 00
Harcourt, W. L.	Physician.	Brandon	1,000 00	200 00
Harcourt, F. W.	Barrister	Toronto	1,300 00	260 00
Harcourt, Hon. R.	M. A., K. C.	"	5,000 00	1,000 00
Harcourt, Robt.	B.S. A.	Guelph.	600 00	
Harrison, R. M.	Banker.	Carberry.	2,000 00	400 00
Harrison, C. W.	Principal.	Grimsby.	1,500 00	300 00
Hay, R. F.	Agent	Carberry	1,000 00	12 00
Hamilton, B. R.	Merchant	Neepawa.	3,000 00	400 00
Hamilton, J. H.	"	"	1,000 00	
Hamilton, Rev. J. B.		Dundas.	1,300 00	260 00
Hart, J. M.	Physician.	Toronto	2,000 00	40 00

SESSIONAL PAPER No. 8

THE HOME LIFE ASSOCIATION OF CANADA—Continued.

LIST OF SHAREHOLDERS—Continued.

Name.	Occupation.	Residence.	Stock		Amount	
			Subscribed.		paid	in Cash.
			\$	cts.	\$	cts.
Hartry, M. E.	Engineer.	Schreiber.	2,000	00	400	00
Hardy, J. W.	Foreman.	Copper Cliff.	1,000	00		
Hardy, R. H.	Engineer.	Medicine Hat.	1,000	00	200	00
Hayward, S.	Fireman.	Moose Jaw.	4,000	00	800	00
Harvey, H., in trust.		Regina.	1,000	00	200	00
Halliday, W. J.	Baker.	Calgary.	2,000	00	400	00
Hazlewood, Rev. J. H.		Dundas.	1,000	00		
Henry, Rev. E. A.		Brandon.	1,000	00	200	00
Henderson, Geo.	Physician.	Souris.	500	00	100	00
Henderson, C. K.	D.D.S.	Hespeler.	2,000	00	200	00
Hillier, Geo.	C. P. R. agent.	Calgary.	1,000	00	200	00
Higginbotham, J. F.	Jeweller.	Portage la Prairie.	1,000	00	40	00
Higginbotham, Mrs. L.		Virdee.	600	00	120	00
Hill, E. L.	Sciencemaster.	Guelph.	1,000	00	160	00
Hillock, John	Manufacturer.	Toronto.	5,000	00	260	00
Houston, John	Engineer.	Calgary.	1,000	00		
Hobkirk, Miss L.		Morden.	500	00	100	00
Huckell, B. A.	Editor.	Carberry.	2,000	00	400	00
Huston, S. W.	Salesman.	Winnipeg.	500	00	100	00
Hurt, C. J., in trust.		Boissevain.	5,000	00	200	00
Hunter, J. F.	Merchant.	"	2,000	00	400	00
Humble, J. W.	"	Rat Portage.	5,000	00	1,000	00
Hunter, Miss E. A.		Eglington.	200	00	40	00
Hose, Jacob.	Merchant.	Rat Portage.	10,000	00	2,000	00
Henderson, Alex., K.C.	County Judge.	New Westminster.	1,000	00	8	00
Hall, Lewis	Dentist.	Victoria.	1,000	00		
Hall, Ernest A.	Physician.	"	5,000	00		
Irving, Henry Bell.	Agent.	Vancouver.	10,000	00	2,000	00
Irvine, W.	Retired.	Lindsay.	2,000	00	400	00
Ireland, W. W.	Merchant.	Carberry.	2,000	00	400	00
Iliff, Albert E.	Locom. engineer.	Vancouver.	1,000	00		
Inch, Jas. R., LL.D.	Supt. of education.	Fredericton, N.B.	2,500	00	500	00
Brydone-Jack, W. D., M.D.	Physician.	New Westminster.	4,000	00	168	00
James, W. E.	Manitoba College.	Winnipeg.	1,000	00		
Johnson, J. K.	Printer.	"	500	00	100	00
Johnson, James, M.P.P.	Grain dealer.	Boissevain.	200	00	40	00
Johnson, A. S.		Fergus.	1,000	00	200	00
Johnston, W.	Engineer.	Rat Portage.	1,000	00	200	00
Jarvis, Miss C. E.		Paris.	400	00	80	00
Johnston, J.	Capitalist.	Grimsby.	1,000	00	200	00
Johnston, A. R.	Merchant.	Nanaimo.	2,000	00		
Johnson, Lacey R.	Master mechanic.	Vancouver.	1,000	00		
Kaye, Rev. J. F.	B.A.	York P. O.	200	00	100	00
Kennedy, Ashmore.	Engineer.	Winnipeg.	1,500	00		
Kenrick, Prof. E. B.	B.A.	"	4,000	00	800	00
Keyes, H. R.	Merchant.	Midway.	2,000	00		
Kidd, W. G.	School inspector.	Kingston.	1,000	00	200	00
Kilpatrick, T. N.	Foreman.	Copper Cliff.	1,000	00		
King, John S.	Manufacturer.	Toronto.	5,000	00	1,000	00
Kirkcaldy, Jas.	Chief of police.	Brandon.	1,000	00		
Knight, Prof. A. P., M.A.	M.D.	Kingston.	1,000	00	200	00
Knittel, J. W.	Farmer.	Boissevain.	2,000	00	400	00
Kobold, G. A.	Butcher.	Rat Portage.	2,000	00	400	00
Kay, Mrs. Hattie.		Paris.	200	00	40	00
Kirkland, Thos., estate of.		Toronto.	1,000	00	200	00
Knight, Mrs. C. E.		Kingston.	1,000	00	200	00
King, John S.	Physician.	Toronto.	5,000	00	1,000	00
King, Lewis	Locom. engineer.	Vancouver.	2,000	00	400	00
Keith, John W.	Bookkeeper.	Smith's Falls.	500	00	100	00
Langford, Rev. F.		Calgary.	1,000	00	200	00
Lawrence, F. O.	M.D.	St. Thomas.	400	00	80	00
Lawson, Alex.	M.D.	Hamiota.	1,000	00		
Leech, R. E. A.	Merchant.	Brandon.	1,500	00	40	00
Lidkea, W. C.	Conductor.	North Bay.	400	00	80	00
Link, W. E.	"	Toronto.	2,000	00	40	00

THE HOME LIFE ASSOCIATION OF CANADA—Continued.

LIST OF SHAREHOLDERS—Continued.

Name.	Occupation.	Residence.	Stock		Amount	
			Subscribed.		paid	in Cash.
			\$	cts.	\$	cts.
Lloyd, M. B.	Merchant	Morden	1,000	00	200	00
Lloyd, C. H.	Farmer	"	2,000	00	80	00
Locke, Judge C.	County Judge	"	2,000	00		
Lochhead, Prof. Wm	M.A.	Guelph	500	00		
Lundy, Frank B.	M.D.	Portage la Prairie	1,000	00	200	00
Loewen, B.	Merchant	Winkler	1,000	00	200	00
Lord, J. T.	Master mechanic	Winnipeg	500	00		
Lachapelle, E. P.	Physician	Montreal	1,000	00	200	00
Lowe, Wm.		Medicine Hat	2,000	00		
Lewis, L. A.	Manager	New Westminster	1,000	00		
Mason, Wm	D. D. S.	Nanaimo	4,000	00	800	00
Marsh, D. W.	Merchant	Calgary	3,000	00	600	00
Marsh, Rev. C. H.		Lindsay	1,000	00	200	00
Marshall, G. A. J. A.	Manager	Portage la Prairie	500	00	100	00
Marshall, Miss S. A. R.		Hamilton	500	00	100	00
Massey, N. L.	Principal	Athens	400	00	80	00
Mearns, John	Carpenter	Toronto	4,000	00		
Mearns, Mrs. J.		"	1,200	00		
Mackie, O. M.	Retired	London	200	00	40	00
Mitchell, J. B.	Inspector	Winnipeg	500	00	100	00
Mitchell, P. C.	Merchant	Brandon	1,000	00	200	00
Milligan, J. B.	Engineer	Winnipeg	2,000	00	352	00
Minchin, L. H. J., in trust		"	500	00	100	00
Milroy, Thos. M.	M. D.	Portage la Prairie	2,000	00		
Millidge, J. J.	Manager	Boissevain	1,000	00	80	00
Moore, Mrs. J.		Woodstock	1,200	00	240	00
Morton, Mrs. L. L.		Hamilton	600	00	120	00
Morton, W. C.	Principal	"	1,300	00	260	00
Munro, John W.	Salesman	Nanaimo	1,000	00	200	00
Mulvey, Major S., M.P.P.		Winnipeg	200	00	40	00
Mulvey, J. H., M.A.		"	1,000	00	80	50
Manning, Rev. J. W.	D. D.	St. John, N.B.	2,000	00	200	00
Manning, Edward	Secy. school board	"	500	00		
Muir, W. C.	Dom. Express agent	Winnipeg	500	00		
Mundell, Mrs. M.		Brandon	5,000	00	1,000	00
Munro, Rev. J.		Portage la Prairie	1,500	00	40	00
Murphy, Gabriel B.	Merchant	Carberry	2,000	00	400	00
Murphy, Geo. B.	Sheriff	Moosomin	500	00		
Munt, F. C.	Engineer	Rat Portage	2,000	00	80	00
Munro, Mrs. F.		Brantford	1,500	00	300	00
Myers, R. Hill, M.P.P.		Minnedosa	1,000	00	200	00
Miller, J. S.	Farmer	Manitou	500	00	100	00
Maxwell, T. H.	Contractor	Winnipeg	5,000	00		
Marshall, D. H.	M.A.	Kingston	1,000	00	200	00
Morgan, J. H.		Winnipeg	1,500	00	300	00
Moss, Henry	Grocer	Victoria	1,000	00	200	00
Morrow, Harry F.	Druggist	Paris	2,000	00	400	00
Morgan, Joseph, B.A.	Teacher	Smith's Falls	1,000	00	200	00
Manchester, G. H., M.D.	Supt. Asylum	New Westminster	4,000	00	400	00
Morrison, Alex.	Contractor	Vancouver	4,000	00	800	00
Machin, Hy. T.	Asst. Prov. Treasurer	Quebec	500	00	100	00
Machin, Mrs. Lucy Anne		"	500	00	100	00
Marquis, Thos. G., M.A.	Principal	Brantford	2,000	00		
Maynard, James		Victoria	9,600	00	1,920	00
Manson, Lawrence	Merchant	Nanaimo	4,000	00		
Monro, Alex. S.	Physician	Vancouver	2,000	00		
Mackenzie, W.	Pres. Street Ry. Co.	Toronto	2,600	00	520	00
Macdonald, Hon. Hugh J.	K. C.	Winnipeg	4,000	00	800	00
Macdonald, A. F.	Principal	Toronto	1,300	00	260	00
Macdonald, John H.	Clergyman	Fredericton, N.B.	1,000	00		
Macleay, Rev. J.	Ph. D.	Neepawa	8,000	00	1,600	00
MacFarlane, A.	Engineer	Winnipeg	1,500	00	300	00
MacPherson, Mrs. E. M.		Hamilton	2,000	00	400	00
MacKay, Angus	Superintendent	Indian Head	2,000	00	120	00

SESSIONAL PAPER No. 8

THE HOME LIFE ASSOCIATION OF CANADA—Continued.

LIST OF SHAREHOLDERS—Continued.

Name.	Occupation.	Residence.	Stock Subscribed.		Amount paid in Cash.	
			\$	cts.	\$	cts.
MacLeod, Mrs. A.		Calgary	1,000	00		
McCuag, Hugh	Conductor	Toronto	800	00	160	00
McIntosh, S. G.	Engineer	Winnipeg	4,000	00	800	00
McFarland, J. J.	Merchant	"	500	00		
McKay, Hector	Livery	Brandon	2,000	00	400	00
McAllan, W. J.	Miner	Nanaimo	500	00		
McNeil, H. J.	Agent	Brandon	500	00	8	00
McIvride, Alex.	Merchant	"	500	00		
McDiarmid, John	Physician	"	1,000	00	200	00
McDonald, Angus	Farmer	Rounthwaite	2,000	00	200	00
McDonald, John A.	Merchant	Brandon	1,000	00	100	00
McMurchy, Archibald	Physician	North Bay	2,000	00	400	00
McMillan, D. N.	Merchant	Morden	10,000	00	1,040	00
McClain, R. W.	Farmer	"	1,000	00	120	00
McLeod, Alex.	Barrister	"	500	00		
McKay, J. S., in trust.		Boissevain	2,000	00	200	00
McGonegal, S. J.	Conductor	North Bay	800	00	160	00
McClain, Samuel	Merchant	Carman	2,000	00	207	20
McLaren, A. A.	Engineer	Chapleau	1,000	00	200	00
McLeod, H. S.	Proprietor	Calgary	2,000	00	400	00
McCrossan, Rev. T. J.	Clergyman	Indian Head	1,000	00		
McCrossan, J. A.	Manager	Rat Portage	1,000	00	200	00
McCabe, W. J.	Engineer	Calgary	2,000	00		
McPhalen, Mrs. E.		"	1,000	00	200	00
MacLeod, Alex. A.	Engineer	"	3,000	00	280	00
McGuire, E. E.	"	Rat Portage	1,000	00	200	00
McLarty, D.	Physician	St. Thomas	400	00	80	00
McLaren, Miss H.		Hamilton	1,700	00	340	00
McClung, Mrs. C.		Paris	1,200	00	240	00
McCullough, R. J.	Clerk	Souris	1,000	00	200	00
McCullough, Miss A. J.		Guelph	500	00	100	00
MacLaren, A.	Physician	London	500	00		
McLeod, W. A.	Merchant	Rat Portage	1,000	00	20	00
McLeod, W. N.	Engineer	Winnipeg	1,000	00	200	00
McIntyre, Mrs. S. F.		Portage la Prairie	1,000	00	200	00
McCabe, John A., M.A., LL.D.	Principal	Ottawa	2,000	00	400	00
MacMillan, John, B.A.	"	"	2,600	00	520	00
McDowell, H.	"	Vancouver	500	00	100	00
McHugh, Hon. Geo.	Senator	Lindsay	1,000	00	200	00
McNab, Allan	Locom. engineer	Revelstoke	1,000	00		
McDonald, Rev. A. P.	Clergyman	Dundas	500	00	100	00
McKeown, Angus	Manager	Victoria	1,000	00	200	00
McKechnie, Robt. E.	Physician	Nanaimo	4,000	00		
Nelson, A. J.	Miller	Morden	5,000	00	1,000	00
Nelles, John A.	Physician	London	2,000	00	100	00
Newton, Mrs. M. A.		Guelph	3,000	00	600	00
O'Donnell, E. J.	Engineer	Schreiber	1,000	00	200	00
Ogden, Albert	Solicitor	Toronto	1,300	00	260	00
Oldham, Miss M.	Teacher	Guelph	1,000	00		
Oliver, Rev. D.	Clergyman	Moosomin	1,000	00		
Orniston, J. A.	Engineer	Calgary	1,000	00	200	00
Osterhont, Rev. S. S.	Clergyman	Port Simpson	5,000	00		
Pattison, A. J.	Manager	Toronto	21,800	00	2,039	00
Patton, H. S.	Accountant	Winnipeg	1,000	00	140	00
Parker, B. C.	Farmer	Morden	1,000	00		
Peers, Mrs. M.		Woodstock	8,000	00	1,600	00
Pettigrew, W. D., in trust		Winnipeg	1,500	00	220	00
Pickett, J. W.	Grocer	Rat Portage	1,000	00	40	00
Pieper, Wm.	Farmer	Morden	1,000	00		
Pressor, James	Fireman	Schreiber	500	00		
Prowse, S. W.	Physician	Winnipeg	1,000	00	200	00
Plummer, C. W.	Merchant	Boissevain	2,000	00	400	00
Pullar, Mrs. E. A.		Moose Jaw	1,000	00	200	00
Pullar, Wm.	Engineer	"	1,000	00	200	00
Pugh, H. J.	Manager	Virden	1,000	00	200	00

1-2 EDWARD VII., A. 1902

THE HOME LIFE ASSOCIATION OF CANADA—Continued.

LIST OF SHAREHOLDERS—Continued.

Name.	Occupation.	Residence.	Stock	Amount
			Subscribed.	paid
			\$ cts.	\$ cts.
Parker, Thos. H.	Banker	Woodstock	5,000 00	1,000 00
Qua, George	Machinist	Paris	2,000 00	400 00
Rollins, R.	Merchant	Killarney	2,000 00	200 00
Raitt, C.	Engineer	Winnipeg	1,000 00	
Raymond, Mrs. M. J.		Norwich	2,000 00	400 00
Reesor, D. A.	Jeweller	Brandon	1,000 00	200 00
Reece, Thos.	Engineer	Winnipeg	4,000 00	400 00
Reekie, J. S.	Agent	Boissevain	1,000 00	200 00
Reeve, R. A.	Physician	Toronto	2,000 00	400 00
Reynolds, F. J.	Despatcher	Calgary	1,000 00	200 00
Reynolds, S.	Registrar	Brockville	1,000 00	
Riley, W. J.	Saddler	Calgary	1,000 00	200 00
Rogers, J. W.	Engineer	Winnipeg	2,000 00	400 00
Rogers, J. M.	Dentist	Boissevain	1,000 00	200 00
Robertson, Mrs. S. J.		Hamilton	2,000 00	400 00
Robertson, R. H.	Dentist	Portage la Prairie	2,000 00	200 00
Robinson, J. M.	Bursar	Brandon	1,000 00	
Roberts, J. A.	Retired	Neepawa	1,000 00	200 00
Ross, James	Physician	Dundas	3,000 00	260 00
Ross, George	Civil engineer	Welland	200 00	40 00
Rathwell, J. A.	Engineer	Chapleau	1,000 00	200 00
Rowan, J. W.	Physician	Toronto	500 00	100 00
Rose, Miss A.		Guelph	1,000 00	200 00
Roaf, J. R.	Barrister	Toronto	900 00	180 00
Rundle, W. P.	Manager	Portage la Prairie	1,500 00	200 00
Rowland, A. E.	Com. traveller	Toronto	1,300 00	260 00
Russell, G. H.	Manager	Chapleau	2,000 00	400 00
Riddell, Geo.	Physician	Crystal City	4,000 00	
Rice, J. E.	Merchant	Rat Portage	1,000 00	60 00
Rice, Mrs. M. B.		"	1,000 00	
Robinson, Donald R.	Locom. fireman	Calgary	1,000 00	
Sanders, Mrs. S. K.		Brandon	1,500 00	300 00
Sanders, W. C.	Merchant	Moose Jaw	1,000 00	200 00
Scott, R. H.	Teacher	Winnipeg	1,200 00	240 00
Schaffner, F. L.	Physician	Boissevain	400 00	
Scarlett, Rev. R. A.	Clergyman	Medicine Hat	1,000 00	
Scott, R. G.	Wool comber	Hespeler	2,000 00	400 00
Short, Rev. Wm		Kingston	6,000 00	796 42
Sheppard, L. C.	Contractor	Toronto	100 00	20 00
Shambrook, Geo.	Accountant	Hamilton	1,000 00	200 00
Sileox, Miss L. M.		Paris	2,000 00	400 00
Sileox, Mrs. S. J. C.		"	4,000 00	800 00
Skinner, Miss K. C.		Guelph	1,000 00	
Smith, C. F.	Physician	Medicine Hat	1,000 00	200 00
Smith, R. D.	Engineer	"	3,000 00	600 00
Smellie, T. S. T.	Physician	Fort William	1,000 00	200 00
Smyth, Robt.	Farmer	Brandon	1,000 00	200 00
Smith, S. S.	Druggist	Souris	1,000 00	200 00
Smith, Mrs. L. M.		London	1,000 00	200 00
Smith, Bryce	Butcher	Hamilton	4,000 00	640 00
Smith, Rev. J. V.	D.D.	London	600 00	120 00
Stewart, Miss B. F.		Winnipeg	1,000 00	
Staples, Edgar	Teacher	Lifford	400 00	80 00
Steers, Wm	Police magistrate	Lindsay	100 00	
Stiver, Mrs. H.		Toronto	800 00	160 00
Stevenson, W.	Physician	Virden	1,000 00	200 00
Strang, Mrs. A.		"	2,000 00	400 00
Stewart, A. M.	Merchant	Morden	2,000 00	
Strang, Rev. Peter		Virden	1,000 00	200 00
Strachan, Mrs. E. S.		Hamilton	2,600 00	520 00
Stevenson, H. M.	Manager	Toronto	2,600 00	520 00
Steedman, Miss J. A.		Hamilton	2,000 00	400 00
Sparks, Thos.	Physician	St. Mary's	2,000 00	400 00
Spark, Miss G.		Fort William	500 00	100 00

SESSIONAL PAPER No. 8

THE HOME LIFE ASSOCIATION OF CANADA—*Concluded.*LIST OF SHAREHOLDERS—*Concluded.*

Name.	Occupation.	Residence.	Stock Subscribed.		Amount paid in Cash.	
			\$	cts.	\$	cts.
Spencer, J. H.	Engineer.	Medicine Hat.	1,000	00	1,000	00
Sword, Mrs. S. E.		Brandon	2,000	00		
Swinbank, W. H.	Engineer.	Minnesota.	2,000	00	400	00
Suckling, W.	Estate agent	Winnipeg.	500	00	100	00
Silverthorn, Joseph	Fireman.	North Bay.	800	00	160	00
Stevenson, Miss Janet.		Paris	400	00	80	00
Secord, H. M.	Engineer.	Winnipeg	1,000	00		
Smith, H. J.	"	"	1,000	00		
Shenick, Miss Adeline.	Teacher	Ottawa.	1,600	00	320	00
Stubbs, Samuel J., B.A., B.Sc.	Classic master	Smith's Fall	1,000	00	200	00
Simon, James.	Manager	Victoria	1,000	00		
Stephenson, Wm.	"	Winnipeg	1,000	00		
Stephenson, Chas. E.	Merchant	Nanaimo	5,000	00	200	00
Seymour, J. R.	Druggist	Vancouver.	5,000	00		
Taylor, Joseph	"	Portage la Prairie	2,000	00	400	00
Taylor, Chas.	Merchant	Carman	2,000	00	400	00
Teasdall, W. J.	Physician.	London.	400	00		
Thompson, Joseph.	Merchant	Athens.	200	00	40	00
Thomson, John.	Undertaker.	Winnipeg.	1,000	00	200	00
Thomas, J. E.	Accountant	"	1,000	00	200	00
Thomas, W. H.	Engineer.	North Bay.	1,000	00	200	00
Todd, Wm	Farmer	Hamiota	1,000	00	200	00
Tolton, Miss J. P.	Artist.	Guelph.	400	00	20	00
Thorburn, W. C.	Merchant	Broadview	3,000	00	600	00
Taylor, W. H.	"	Winkler	1,000	00		
Temple, C. H.	Locom. fireman.	Revelstoke	1,000	00		
Thornton, Robert S.	Physician.	Deloraine.	1,000	00	20	00
Ullyot, G. W.	Contractor.	Manitou	1,000	00		
Unwin, C.	Engineer.	Moose Jaw.	2,000	00	400	00
Walsh, E. J.	Merchant	Toronto	400	00		
Watson, Prof. J.	M.A., LL.D.	Kingston	4,000	00	800	00
Waller, Fred	Manager.	Brandon	5,000	00	400	00
Walker, Wm.	Auctioneer	Carberry	1,000	00		
Watson, J. J.	Confectioner.	Woodstock	4,000	00	800	00
Westlake, F. W.	Auditor, C. P. R.	Winnipeg.	500	00	100	00
West, Mrs. H.		Schreiber.	400	00	80	00
West, Alex.	Engineer.	"	500	00		
Weaver, W. H.	Manufacturer.	Hespeler.	2,000	00	400	00
Wellington, J. H.	Engineer.	Moose Jaw.	2,000	00	400	00
Witty, Miss E. B.		Brantford	1,700	00	340	00
Whitehead, J. B.	City treasurer.	Brandon	1,000	00	40	00
Winter, W. R.	Police magistrate.	Calgary	1,000	00	40	00
Wilkinson, Mrs. D.		St. Thomas.	4,000	00	800	00
Wilkinson, Mrs. D., in trust.		"	2,000	00	400	00
Wickens, Miss E.		Hamilton	1,000	00	200	00
Wright, W. S.	Road master.	Lindsay.	500	00	100	00
Wright, J. A.	Druggist	Boissevain	1,000	00	200	00
Wood, Mrs. K.		St. Paul, Minn	1,000	00	200	00
Whiteman, Robert	M. D.	Shakespeare	1,000	00		
Weller, W. W.	Engineer.	Winnipeg.	1,000	00		
Witty, Miss Alice.		Brantford	1,500	00	300	00
Wilson, Horace	Manager	Winnipeg	2,000	00		
Williams, Adolphus.	Barrister.	Vancouver.	2,000	00		
White, Rev. Alex.	Clergyman.	St. John, N.B.	2,000	00	160	00
Wallace, Robert Black	Chief clerk, edu. office	Fredericton.	1,500	00		
Young, J. P.	Superintendent	Portage la Prairie	1,000	00	200	00
Yarwood, Edmund M.	Barrister.	Nanaimo.	2,000	00		
Zavitz, C. A.	B. S. A.	Guelph.	2,000	00	400	00
Total			\$930,600	00	\$132,943	92

1-2 EDWARD VII., A. 1902

THE IMPERIAL LIFE ASSURANCE COMPANY OF CANADA.

LIST OF DIRECTORS—(As at December 31, 1901).

Hon. Sir Oliver Mowat, President; A. E. Ames, 1st Vice-president; T. Bradshaw, F.I.A., 2nd Vice-president and Actuary; F. G. Cox, Managing Director; Hon. Sir Mackenzie Bowell, Hugh N. Baird, A. E. Kemp, M.P., Wm. Mackenzie, F. R. Eccles, M.D., Hon. William Harty, M.P., Warren Y. Soper, George B. Reeve, Samuel J. Moore, Hon. S. C. Wood, Thomas J. Drummond, J. J. Kenny, Chester D. Massey, Charles McGill.

LIST OF SHAREHOLDERS—(As at December 31, 1901).

Name.	Residence.	Amount	Amount
		Subscribed.	paid in Cash.
		\$	\$
Ames, A. E.	Toronto	66,700	30,015
Ames, A. E., in trust	"	500	225
Ames & Co., A. E.	"	500	225
Armour, E. D.	"	1,500	675
Baird, Hugh N.	"	10,000	4,500
Bowell, Hon. Sir Mackenzie	Belleville	10,000	4,500
Badenach, E. A.	Toronto	2,000	900
Blackey, H. P.	"	1,000	450
Bennett, J. W.	London, Eng.	7,500	3,375
Bingay, Thos. Van B.	Yarmouth, N.S.	200	90
Baines, C. C.	Toronto	200	90
Bradshaw, Thos.	"	37,500	16,875
Brough, T. G.	"	11,600	5,220
Baillie, F. W.	"	26,000	11,700
Cox, Hon. Geo. A.	"	25,000	11,250
Cox, F. G.	"	100,000	45,000
Cox, H. C.	"	5,000	2,250
Cox, E. W.	"	5,000	2,250
Cox, A. A.	Peterboro'	12,500	5,625
Central Canada Loan & Savings Co.	Toronto	64,500	29,025
Davison, Dr. J. L.	"	6,500	2,925
Davis, A. L.	Peterboro'	10,000	4,500
Davies, Mrs. Mary E.	Toronto	1,000	450
Davies, Wm.	"	6,000	2,700
Drummond, T. J.	Montreal	5,000	2,250
Eccles, Dr. F. R.	London, Ont.	8,000	3,600
Flavelle, J. W.	Toronto	10,000	4,500
Flavelle, J. D.	Lindsay	5,000	2,250
Fleck, A. W.	Ottawa	3,000	1,350
Gouinlock, G. W.	Toronto	1,000	450
Harty, Hon. Wm.	Kingston	5,000	2,250
Housser, J. H.	Toronto	12,500	5,625
Hall, Richard.	Peterboro'	23,500	10,575
Kenny, J. J.	Toronto	50,000	22,500
Kemp, A. E.	"	50,000	22,500
Kenny, Thos. E.	Halifax, N.S.	500	225
Kilgour, W.	Morrisburg, Ont.	2,500	1,125
Kemp Manufacturing Co.	Toronto	20,000	9,000
Kemp, J. C., & M. Morris, in trust	"	95,000	42,750
Lockhart, Mary	Newcastle	500	225
Malone, E. T.	Toronto	1,000	450
Mowat, Hon. Sir Oliver	"	5,000	2,250
Morrow, W. G.	Peterboro'	10,000	4,500
Mackenzie, Wm.	Toronto	35,500	15,975
MacKeen, Hon. David	Halifax, N.S.	5,000	2,250
Mallory, G. I.	Brockville	8,000	3,600
Massey, C. D.	Toronto	5,000	2,250
Moore, S. J.	"	2,500	1,125
McLaren, Lt.-Col. H.	Hamilton	5,000	2,250
McGill, Chas.	Toronto	10,000	4,500
National Trust Co. Ltd., The	"	30,000	13,500
Plummer, J. H.	"	500	225
Plummer, J. H., in trust.	"	10,000	4,500
Potts, Rev. John, D. D.	"	5,000	2,250
Porter, John	"	500	225
Reeve, Geo. B.	Montreal.	5,000	2,250

SESSIONAL PAPER No. 8

IMPERIAL LIFE—*Concluded.*LIST OF SHAREHOLDERS—*Concluded.*

Name.	Residence.	Amount Subscribed.	Amount paid in Cash.
Smith, David.....	Toronto.....	\$ 3,000	\$ 1,350
Smith, Geo. B.....	".....	5,000	2,250
Soper, Warren Y.....	Ottawa.....	15,000	6,750
Strachan, W.....	Montreal.....	2,500	1,125
Smith, W. H.....	Toronto.....	33,400	15,030
Taylor, F. C.....	Lindsay.....	20,000	9,000
Torrance, W. B.....	Montreal.....	2,000	900
Webb, A. E.....	Toronto.....	1,000	450
Wood, Hon. S. C.....	".....	10,000	4,500
Wood, E. R.....	".....	46,900	21,105
Walker, B. E.....	".....	10,000	4,500
Wallace, A. E.....	St. Thomas.....	10,000	4,500
Wood, Hon. S. C., in trust.....	Toronto.....	1,000	450
		\$1,000,000	\$450,000

1-2 EDWARD VII., A. 1902

THE LONDON LIFE INSURANCE COMPANY.

LIST OF DIRECTORS—(As at December 31 1901).

John McClary, President ; A. O. Jeffery, Vice-President ; William Bowman, Judge Bell, William F. Bullen, Thos. H. Smallman, Geo. C. Gibbons, Arthur S. Emery, Geo. M. Harrison.

LIST OF SHAREHOLDERS—(As at December 31, 1901).

Name.	Residence.	Amount subscribed for.	Amount paid in Cash.
		\$	\$
Bullen, W. F.	London...	16,000	3,200
Bowman, W.	"	16,500	3,300
Blinn, H. W., estate.....	"	1,100	220
Durand, estate.....	"	2,200	440
Elliott "	"	6,000	1,200
Emery, A. S.	"	18,000	3,600
Gardner, Mary I.	"	1,100	220
Green, Thos., estate of.....	"	1,100	220
Gibbons, Geo. C.	"	12,200	2,440
Greenless, A., in trust.....	"	8,900	1,780
Jeffery, A. A.	"	60,500	12,100
Jeffery, A. O.	"	57,600	11,520
Jeffery, J. E.	"	7,300	1,460
Milne, Jas.	"	1,000	200
Milne, Mrs. E.	"	200	40
Mills, John.....	"	2,000	400
Moffat, Col. Jas., estate of.....	"	1,100	220
Magee, J., in trust.....	"	3,900	780
McClary, John.....	"	7,000	1,400
Parfitt, A.	"	2,000	400
Richter, J. G.	"	18,500	3,700
Smallman, T. H.	"	4,700	940
Weldon, Annie E.	"	1,100	220
	Total	\$250,000	\$50,000

SESSIONAL PAPER No. 8

THE LONDON MUTUAL FIRE INSURANCE COMPANY.

LIST OF DIRECTORS—(As at December 31 1901).

Hon. John Dryden, M.P.P., President; Geo. Gillies, vice-President; H. Waddington, Secretary and Managing Director; D. Kemp, Sheriff D. Brown, Jno. Blacklock, R. T. Shiell, Rev. G. I. Taylor, M.A., Jas. Gunn.

LIST OF SHAREHOLDERS—(As at December 31 1901).

Name.	Residence.	Amount	Amount
		subscribed for	paid in Cash.
		\$	\$
Finley Marshall	London	1,000	100
Lauchlin Leitch	"	3,000	300
Ernest F. Tyrrell	Toronto	3,000	300
Samuel W. Matthews	"	3,000	300
Hon. John Dryden	Brooklyn	3,000	300
Mary E. Blacklock	Toronto	3,000	300
John Clark	"	3,000	300
Charles Henry Andrews	"	3,000	300
Robert Masson Smith	San Francisco	3,000	300
Ernest F. Helliwell	Toronto	3,000	300
Annie May Grant	"	3,000	300
Alexander M. Clarkson	"	3,000	300
Eliza A. Grant	"	3,000	300
Daniel Grant	"	3,000	300
Edna Dell Waddington	"	3,000	300
Harry St. John Jarvis	"	3,000	300
Ray Gurnett	"	3,000	300
Gideon Grant	"	3,000	300
John Blacklock	"	3,000	300
James Gunn	"	1,000	100
Geo. Gillies	"	1,000	100
George I. Taylor	"	1,000	100
Richard Telfer Shiell	"	1,000	100
Alfred Macdougall	"	1,000	100
David Kemp	"	1,000	100
Charles C. James	"	3,000	300
Clarence L. Starr, M.D.	"	3,000	300
Annie L. Starr	"	3,000	300
B. Thompson	"	3,000	300
Herbert Waddington	"	3,000	300
William B. Varley	"	3,000	300
William J. Gray	"	3,000	300
John S. Champ	"	3,000	300
George A. Galloway	"	3,000	300
John C. Gardner	"	3,000	300
Winnifred Moysey	"	3,000	300
William Munns	"	3,000	300
Carrie Grant	"	3,000	300
Total		\$100,000	\$10,000

1-2 EDWARD VII., A. 1902

MANUFACTURERS LIFE INSURANCE COMPANY.

LIST OF DIRECTORS—(As at December 31, 1901).

Hon. G. W. Ross, President ; Lt.-Col. H. M. Pellatt and Lloyd Harris, Vice-Presidents ; J. F. Junkin^r Managing Director ; E. R. Wood, E. J. Lennox, A. J. Wilkes, James Mills, R. L. Patterson, Hon^r J. A. Ouimet, R. R. McLennan, William Strachan, Robert Archer, Hon. J. D. Rolland, Hon. V. W. La Rue, D. D. Mann, Lt.-Col. James Mason, Robert Junkin, S. G. Beatty, B. F. Pearson, A. P. Barnhill.

LIST OF SHAREHOLDERS—(As at December 31, 1901.)

Name.	Residence.	Number of Shares.	Amount Subscribed for.	Amount paid in cash.
			\$	\$
Akers, J.	Toronto	50	5,000	1,000
Archer, R.	Montreal	50	5,000	1,000
Ball, Wm.	Chatham	16	1,600	320
Beatty, S. G.	Toronto	1,000	100,000	20,000
Bell, John	Belleville	15	1,500	300
Blackstock, T. G.	Toronto	150	15,000	3,000
Boswell, Mrs. Ella	"	3	300	60
Bourgeau, A.	Montreal	80	8,000	1,600
Brodie, R. T.	Toronto	32	3,200	640
Bruce, Mrs. C. Emily	"	5	500	100
Central Canada Loan and Savings Co.	"	937	93,700	18,740
Clark, Dr. J.	Peterboro'	10	1,000	200
Confederation Life (in trust)	Toronto	60	6,000	1,200
Cox, Hon. G. A.	"	26	2,600	520
Dailey, Mrs. Mary E.	Council Bluffs, Ia	1	100	20
Dobson, Hon. John	Lindsay	1	100	20
Farmer, Richard D.	Ancaster	50	5,000	1,000
Flavelle, J. W.	Toronto	146	14,600	2,920
Flett, John	"	50	5,000	1,000
Gault, A. F.	Montreal	80	8,000	1,600
Gonthier, Rev. T. D. C.	Ottawa	5	500	100
Gooderham, A. E.	Toronto	50	5,000	1,000
Gooderham, Geo.	"	6,053	605,300	121,060
Gravel, J. O.	Montreal	80	8,000	1,600
Grenier, Jacques	"	10	1,000	200
Halliday, J. T. J.	Peterboro'	50	5,000	1,000
Hamilton, Wm.	"	16	1,600	320
Harris, Lloyd	Brantford	65	6,500	1,300
Harris Trust, The.	"	80	8,000	1,600
Harris, Rev. Wm.	Montreal	14	1,400	280
Hickey, Fred. S.	"	5	500	100
Hingston, Sir Wm. H.	"	80	8,000	1,600
Horsey, H. Herbert	Kingston	50	5,000	1,000
Jarvis, Estate S. M.	Toronto	56	5,600	1,120
Junkin, J. F.	"	60	6,000	1,200
Junkin, Miss R.	"	3	300	60
Kenny, J. J.	"	50	5,000	1,000
LaRue, Hon. V. W.	Quebec	50	5,000	1,000
Lennox, E. J.	Toronto	161	16,100	3,220
Lowndes, Henry	"	50	5,000	1,000
Machum, E. R.	St. John, N.B.	125	12,500	2,500
Mann, D. D.	Toronto	161	16,100	3,220
Mason, Lt.-Col. James	"	50	5,000	1,000
Matthews, W. E.	Ottawa	10	1,000	200
Mills, James	Guelph	100	10,000	2,000
McCuaig, Clarence J.	Montreal	863	86,300	17,260
McLennan, R. R.	Cornwall	403	40,300	8,060
McMillan, Hon. Donald	Alexandria	161	16,100	3,220
Nattress, Dr. W.	Toronto	100	10,000	2,000
Nicholls, Miss M. A.	Peterboro'	16	1,600	320
Nichol, Dr. Wm.	Brantford	32	3,200	640
Nichols, Wm.	Ottawa	8	800	160
Normandeau, H. E.	Montreal	50	5,000	1,000
O'Hara, Estate Robt.	Chatham	106	10,600	2,120
Ouimet, Hon. J. Ald.	Montreal	80	8,000	1,600
Patterson, R. L.	Toronto	161	16,100	3,220
Pearson, B. F.	Halifax	50	5,000	1,000

SESSIONAL PAPER No. 8

MANUFACTURERS LIFE INSURANCE COMPANY—*Concluded.*LIST OF SHAREHOLDERS—*Concluded.*

Name.	Residence.	Number of Shares.	Amount	Amount
			Subscribed for.	paid in Cash.
			\$	\$
Pellatt, Lt.-Col. H. M.	Toronto	1,000	100,000	20,000
Pelletier, Hon. L. P.	Quebec	50	5,000	1,000
Phillips, F. J.	Toronto	1	100	20
Reid, Fred. G.	Montreal	2	200	40
Robinson, A. W.	"	25	2,500	500
Robinson, Jas. B.	"	25	2,500	500
Rolph, F.	Toronto	1	100	20
Ross, Dr. J. F. W.	"	50	5,000	1,000
Rykert, E. G.	Montreal	273	27,300	5,460
Shepherd, H. L.	Brockville	8	800	160
Stevens, Mrs. Ada J.	Chatham	16	1,600	320
Strachan, Wm.	Montreal	180	18,000	3,600
Strathy, H. S. (Gen. Mgr. in trust)	Toronto	70	7,000	1,400
Stratton, A. H.	Peterboro'	37	3,700	740
Trees, Samuel	Toronto	161	16,100	3,220
Tupper, Sir C. H.	Vancouver	32	3,200	640
Walker, Herbert M.	Montreal	10	1,000	200
Walsh, Estate of Wm.	Peterboro'	10	1,000	200
Warnock, Mrs. M.	Goderich	45	4,500	900
Wilkes, A. J.	Brantford	140	14,000	2,800
Wilkes, Geo. H.	"	100	10,000	2,000
Wilson, E. W.	Montreal	50	5,000	1,000
Winnett, H.	Toronto	80	8,000	1,600
Winter, Chas. F.	Ottawa	25	2,500	500
Winter, Mrs. Jane	Montreal	2	200	40
Winter, Miss S. L.	"	3	300	60
Wood, E. R.	Toronto	190	19,000	3,800
Wright, Estate John	"	25	2,500	500
Young, Mrs. A. M.	"	83	8,300	1,660
Young, Hon. James	Galt	30	3,000	600
Young, Mrs. M.	"	50	5,000	1,000
	Total	15,000	\$1,500,000	\$300,000

1-2 EDWARD VII., A. 1902

THE MERCANTILE FIRE INSURANCE COMPANY.

LIST OF DIRECTORS—(As at December 31, 1901).

W. A. Sims, President ; Alfred Wright, Secretary ; A. E. Blogg, T. H. Hall, G. A. B. Dickson, G. Banks.

LIST OF SHAREHOLDERS—(As at December 31, 1901).

Name.	Residence.	Capital subscribed.	Amount paid in Cash.
		\$	\$
Sims, W. A.	Toronto	2,000	400
Wright, Alfred.	"	2,000	400
Blogg, A. E.	"	2,000	400
Banks, Greenhow	"	2,000	400
Dickson, Geo. A. B.	"	2,000	400
Hall, Thos. H.	"	2,000	400
London and Lancashire Fire Insurance Co.	Liverpool, Eng.	238,000	47,600
	Total.....	\$250,000	\$50,000

THE MUTUAL LIFE ASSURANCE COMPANY OF CANADA.

LIST OF DIRECTORS—(As at December 31, 1901).

Robert Melvin, President ; Alfred Hoskin, K.C., 1st Vice-President ; Hon. Mr. Justice Britton, 2nd Vice-President ; Rt. Hon. Sir Wilfrid Laurier, Hon. Mr. Justice Garrow, E. P. Clement, K.C., Francis C. Bruce, M.P., W. J. Kidd, B.A., J. Kerr Fiskin, B.A., Hon. Sir F. W. Borden, Geo. A. Somerville, Wm. Snider.

(No shareholders.)

SESSIONAL PAPER No. 8

THE NATIONAL LIFE ASSURANCE COMPANY OF CANADA.

LIST OF DIRECTORS (As at December 31, 1901).

H. S. Howland, President; Elias Rogers, W. D. Long, Vice-Presidents; R. H. Matson, Managing Director; F. Sparling, Sec.-Treasurer; Hon. Robert Beaven, H. Mc. C. Hart, T. C. Irving, J. L. Spink, William Stone, G. W. Beardmore, A. S. Irving, W. R. Hobbs, J. J. Foy, J. N. Greenshields, G. A. Hetherington, J. N. Shenstone, J. D. Chipman, H. Laporte, G. S. Milne.

LIST OF SHAREHOLDERS—(As at December 31, 1901).

Name.	Residence.	Amount subscribed for.	Amount paid in Cash.
		\$	\$
Ashton, Robt ..	Brantford, Ont.	1,000	200
Aylmer, Henry ..	Sherbrooke, P.Q.	2,000	400
Allan, Geo. L ..	Vancouver, B.C.	1,000	200
Baines, Allan ..	Toronto, Ont.	1,000	200
Beardmore, Geo. W ..	"	5,000	1,000
Beardmore, Walter D ..	"	5,000	1,000
Beardmore, A. O ..	"	1,000	200
Barnard, G. H ..	Victoria, B.C.	1,000	200
Beaven, Hon. Robt ..	"	3,000	600
Behrens, W. M ..	Elmira, Ont	1,000	200
Beck, Fred ..	Harriston, Ont.	200	40
Burns, John ..	Toronto, Ont.	5,000	1,000
Brown, Richard ..	"	1,000	200
Brooks, Chas ..	Mitchell, Ont.	3,000	600
Black, John F ..	Halifax, N.S.	2,500	500
Beique, F. L ..	Montreal, P.Q.	2,500	500
Bingham, G. S ..	Hamilton, Ont	2,000	400
Bates, Mrs. L. C ..	Woodstock, Ont	2,000	400
Betts, John ..	Millerton, N.B.	1,000	200
Booth, G. W ..	New Westminster, B.C.	1,000	200
Chapman, Dora ..	London, Ont.	500	100
Chipman, J. D ..	St. Stephen, N.B.	5,000	1,000
Challoner & Mitchell ..	Victoria, B.C.	1,000	200
Crease, A. D ..	"	1,000	200
Curllett, H. G ..	Toronto Junction ..	1,000	200
Cockburn, Rev. E ..	Paris, Ont.	1,200	240
Coburn, H. P ..	Hamilton, Ont.	4,000	800
Curry, Dr M. A ..	Halifax, N.S.	2,500	500
Crowe, Mrs. E. A ..	Dundas, Ont.	1,000	200
Calligan, James O ..	Hamilton, Ont	2,000	400
Clarke, J. J ..	Millerton, N.B.	1,000	200
Campbell, Duncan E ..	Victoria, B.C.	5,000	1,000
Davies, Wm ..	Toronto, Ont.	5,000	1,000
Davies, Mrs. M. Emily ..	"	5,000	1,000
Draper, W. H ..	Montreal, P.Q.	4,000	800
Duff, Chas ..	Hamilton, Ont.	4,000	800
Dowling, Dr J. F ..	Ottawa, Ont.	2,000	400
Drummond, Dr. W. H ..	Montreal, P.Q.	2,500	500
Dexter, Louis, jr ..	Milltown, N.B.	2,500	500
Erskine, A. B ..	Vancouver, B.C.	1,000	200
Erb, A. H ..	Elmira, Ont	1,000	200
Elliott, W. H ..	Hamilton, Ont	1,000	200
Emery, Dr. A. F ..	St. John, N.B.	5,000	750
Ewen, Alex ..	New Westminster, B.C.	1,000	200
Foy, J. J ..	Toronto, Ont.	2,500	500
Fraser, R. L ..	Victoria, B.C.	2,000	400
Fleming Bros ..	"	1,000	200
Flumerfelt, A. C ..	"	1,000	200
Fullerton, J. A ..	Vancouver, B.C.	1,000	200
Forgie, James ..	Buffalo, N.Y.	2,500	325
Fell, James F ..	Victoria, B.C.	1,000	200
Ganong, J. E ..	St. Stephen, N.B.	2,500	500
Ganong, G. W ..	"	4,000	800
Gemmill, J. A ..	Ottawa, Ont.	5,300	1,000
Gouinlock, G. W ..	Toronto, Ont.	5,000	1,000
Greenshields, J. N ..	Montreal, P.Q.	5,000	1,000
Graef, Dr. Chas ..	Vancouver, B.C.	1,000	200

1-2 EDWARD VII., A. 1902

THE NATIONAL LIFE ASSURANCE COMPANY OF CANADA—Continued.

LIST OF SHAREHOLDERS—Continued.

Name.	Residence.	Amount subscribed for.	Amount paid in Cash.
		\$	\$
Haney, M. J.	Toronto, Ont.	10,000	2,000
Harris, Rev. E.	"	5,000	1,000
Helmcken, H. D.	Victoria, B.C.	1,000	200
Hayward, Charles	"	2,500	500
Hart, Guy C.	Halifax, N.S.	2,500	500
Harwood, Wm.	Toronto, Ont.	600	120
Hassold, Fred. A.	Philadelphia, N.Y.	200	40
Hart, H. McC.	Halifax, N.S.	5,000	1,000
Hetherington, Dr. G. A.	St. John, N.B.	5,000	1,000
Hinton, J. A.	Victoria, B.C.	1,000	200
Henderson, A.	"	1,000	200
Hamilton, R.	"	1,000	200
Hinton, Geo. C.	"	1,000	200
Howland, H. S.	Toronto, Ont.	10,000	2,000
Holden, H. S.	Syracuse, N.Y.	10,000	2,000
Hobbs, W. R.	London, Ont.	5,000	1,000
Holland, C. A.	Victoria, B.C.	1,000	200
Hoare, G. W.	Walkerville, Ont.	1,000	200
Hood, John	Keewatin, Ont.	2,000	400
Horetzky, Chas. G.	Toronto, Ont.	500	100
Holmes, John H.	"	500	100
Hall, Mrs. E.	Toronto Junction.	200	40
Holmes, Mrs. A. J.	Toronto, Ont.	1,000	200
Hoare, G. S.	Winnipeg, Man.	1,000	200
Hayward, C. C.	Newcastle, N.B.	600	120
Hart, Alice M.	Halifax, N.S.	5,000	1,000
Irving, T. C.	Toronto, Ont.	5,000	1,000
Irving, A. S.	"	5,000	1,000
Irving, Judge P. A.	Victoria, B.C.	10,000	2,000
Jennings, B.	Toronto, Ont.	1,000	200
Jennyn, C. D.	Hamilton, Ont.	1,000	200
Jones, F. A.	St. John, N.B.	5,000	1,000
Jones, Dr. O. M.	Victoria, B.C.	10,000	2,000
Jackson, W. R.	Vancouver, B.C.	1,000	200
Jones, Dr. J. R.	Winnipeg, Man.	1,500	300
Jones, Dr. D. L.	Victoria, B.C.	5,000	1,000
Kay, J. B.	Toronto, Ont.	2,000	400
Kirk, R. D.	Antigonish, N.S.	4,000	800
Knox, Mary A.	Toronto, Ont.	1,000	200
Kennedy, James A.	St. Thomas, Ont.	200	40
Lampman, P. S.	Victoria, B.C.	5,000	570
Langley, James P.	Toronto, Ont.	2,000	400
Lawson, J. H.	Victoria, B.C.	1,000	200
Lamont, W. H.	Toronto, Ont.	1,000	200
Lawrence, Dr. F. O.	St. Thomas, Ont.	1,000	200
Levy, H. E., in trust	Victoria, B.C.	1,000	200
Levy, W. J.	Mitchell, Ont.	1,000	200
Levy, H. E.	Victoria, B.C.	1,000	200
Long, W. D.	Hamilton, Ont.	10,000	2,000
Lount, Wm., K.C.	Toronto, Ont.	3,000	600
Lockhart, W. S.	Newcastle, Ont.	1,000	200
Lynch, Miss E. M.	Rhineberk, N. Y.	2,500	500
Laporte, H.	Montreal, P.Q.	5,000	1,000
Lachappelle, Dr. E. P.	"	2,500	400
Macdonald, Dr. A. A.	Toronto, Ont.	5,000	1,000
McLaughlin, M., in trust	"	5,000	1,000
McWilliams, J. J.	Buffalo, N.Y.	5,000	1,000
Murray, Mrs. Margaret J.	Sooke, B.C.	1,000	200
Macdonald, W.	Toronto, Ont.	1,000	200
MacKechnie, Dr. L. N.	Vancouver, B.C.	1,000	200
McPherson, C. E.	Winnipeg, Man.	4,000	800
McGill, C.	Toronto, Ont.	1,000	200
McLennan, R. P.	Vancouver, B.C.	1,000	200
McLarty, Dr. D.	St. Thomas, Ont.	1,000	200
McIntosh, D. J.	Victoria, B.C.	1,000	200

SESSIONAL PAPER No. 8

THE NATIONAL LIFE ASSURANCE COMPANY OF CANADA—Continued.

LIST OF SHAREHOLDERS—Continued.

Name.	Residence.	Amount	Amount
		subscribed for.	paid in Cash.
		\$	\$
McAvity, T.	St. John, N.B.	1,000	200
MacNab, A.	Walton, Ont.	500	100
McCallum, Dr. J. S.	Smith's Falls, Ont.	500	100
McIntosh, J.	Derby, N.B.	500	100
McLaurin, Mrs. Mary	Woodstock, Ont.	2,000	400
Matson, R. H.	Toronto, Ont.	7,500	1,500
Main, Mrs. Mary J.	Hamilton, Ont.	500	100
Milne, Dr. G. L.	Victoria, B.C.	10,000	1,000
Muntz & Beatty	Toronto, Ont.	1,000	200
Mulloy, Chas. W.	Aurora, Ont.	2,000	400
Murphy, J. E.	Hepworth, Ont.	2,000	400
Montague, Hon. W. H.	Hamilton, Ont.	1,000	134 70
Moore, C. Y.	Brampton, Ont.	500	100
Munn, D. J.	New Westminster, B.C.	5,000	1,000
Morrison, Mrs. Mary	St. John, N.B.	2,000	400
Marsh, A. H., K.C.	Toronto	2,000	400
Murray, Alexander.	Mitchell, Ont.	1,000	200
Milne, Ellen C.	Victoria, B.C.	1,000	200
Nelson, Chas.	Vancouver, B.C.	1,000	200
O'Brien, S.	Victoria, B.C.	1,000	200
Oliver, W. E.	"	1,000	200
Patton, Mrs. C.	"	1,000	200
Purdy, D. J.	St. John, N.B.	3,500	700
Petrie, J. E.	Derby, N.B.	1,000	125
Phillips, Mrs. Annie E.	Fredericton, N.B.	1,000	200
Rogers, Elias	Toronto, Ont.	10,000	2,000
Rostein, J.	Victoria, B.C.	2,000	400
Robins, W.	Walkerville, Ont.	1,000	200
Robertson, Mrs. S. J.	Hamilton, Ont.	4,000	800
Redmond, W. H.	St. John, N.B.	1,000	200
Richardson, S. R.	North Toronto, Ont.	500	100
Robinson, J.	Millerton, N.B.	4,000	800
Ross, Frank T.	St. Stephen, N.B.	5,000	1,000
Raymond, L. C., in trust.	Welland, Ont.	1,000	200
Scott, Mrs. G. Eva.	Victoria, B.C.	1,000	200
Scott, N. C.	St. John, N.B.	1,000	200
Scovil, Mrs. Helen M.	"	1,000	200
Scovil, Jas. J. M.	"	500	100
Scovil, Wm. G.	"	500	100
Shenstone, J. N.	Toronto, Ont.	5,000	1,000
Sparling, F.	"	6,000	1,200
Spink, J. L.	"	5,000	1,000
Stone, Wm.	"	7,000	1,400
Shallow, F. D.	Montreal, P.Q.	1,000	200
Speed, J. W.	Victoria, B.C.	1,000	200
Smith, Mrs. S. A.	"	1,000	200
Stewart, C. E.	Bobcaygeon, Ont.	1,500	300
Sterling, Mrs. Mary T.	Detroit, Mich.	2,500	500
Smellie, Dr. T. S. T.	Fort William, Ont.	1,000	200
Smith, Dr A. D.	Mitchell, Ont.	4,000	800
Stuart Bros.	"	1,000	200
Squire, Wm.	"	2,000	400
Strong, R. S. S.	Galt, Ont.	1,000	200
Smith, F. J. D.	Newtonbrook, Ont.	2,500	500
Shephard, J. D.	Toronto, Ont.	1,000	200
Stewart, Mrs. Ida A.	Woodstock, Ont.	2,500	500
Smith, Alfred E.	Wingham, Ont.	500	100
Smith, Jonas H.	Toronto, Ont.	500	100
Todd, Thomas	"	1,000	200
Tufts, Prof. J. F.	Wolfville, N.S.	5,000	1,000
Tye, Mrs. A. L.	Victoria, B.C.	1,000	200
Taylor, W. J.	"	10,000	2,000
Vail, C. E.	St. John, N.B.	5,000	1,000
Vowell, A. W.	Victoria, B.C.	1,000	200
Vigeon, H.	Toronto, Ont.	2,000	400

1-2 EDWARD VII., A. 1902

THE NATIONAL LIFE ASSURANCE COMPANY OF CANADA—*Concluded.*LIST OF SHAREHOLDERS—*Concluded.*

Name.	Residence.	Amount subscribed for.	Amount paid in Cash.
		\$	\$
Watt, Dr. A. T.	Victoria, B.C.	2,000	400
Walker, Dr. R. E.	New Westminster, B.C.	1,000	200
Weber, M. L.	Elmira, Ont.	1,000	200
Wilkie, D. R.	Toronto, Ont.	5,000	1,000
Wood, Thos. L.	Brantford, Ont.	1,200	240
Wills, Wm. G.	Mitchell, Ont.	500	100
Walker, J. H.	Walkerville, Ont.	5,000	1,000
Walker, Mrs. Margaret T.	"	5,000	1,000
Wilson, Dr. W. A.	Derby, N.B.	500	100
Ward, Mrs. Margaret J.	Hamilton, Ont.	2,000	400
York, Joseph	Victoria, B.C.	1,000	200
Young, Robt. E.	Listowell, Ont.	600	120
	Total.	\$500,000	\$97,904 70

SESSIONAL PAPER No. 8

THE NORTH AMERICAN LIFE ASSURANCE COMPANY.

LIST OF DIRECTORS—(As at December 31, 1901).

John L. Blaikie, President; James Thorburn, M.D., Hon. Sir Wm. R. Meredith, Vice-Presidents; Hon. Senator Gowan, L. W. Smith, D. McCrae, E. Gurney, J. K. Osborne, Wm. McCabe, Managing Director; L. Goldman, Secretary.

LIST OF SHAREHOLDERS—(As at December 31, 1901).

Name.	Residence.	Amount	Amount
		subscribed for.	paid in Cash.
		\$	\$
Allan, Adelaide Harriet.....	Toronto.....	2,000	400
Blaikie, John L.....	".....	14,000	2,800
Blake, Hon. Edward, K.C., M.P.....	London, Eng.....	10,000	2,000
Blaikie, John L., in trust.....	Toronto.....	5,000	1,000
Cartwright, Hon. Sir R. J., M.P.....	Ottawa, Ont.....	2,000	400
Carruthers, J. B.....	Kingston, Ont.....	4,000	800
Capreol, A. R., in trust.....	Toronto.....	4,000	800
Davies, Hon. Justice Sir L. H.....	Ottawa, Ont.....	7,000	1,400
Executors of the estate of the late Hon. Isaac Burpee.....	St. John, N.B.....	5,000	1,000
Executors of the estate of the late Hugh Mackay.....	Montreal, Que.....	2,000	400
Executors of the estate of the late Joseph Belcher, in trust.....	Halifax, N.S.....	2,000	400
Executrix of the estate of the late James Carlyle, M.D.....	Toronto.....	6,000	1,200
Executors of the estate of the late Rev. W. J. Hewitt.....	Liverpool, Eng.....	1,700	340
Gurney, Edward.....	Toronto.....	2,000	400
Gowan, Hon. Senator J. R.....	Barrie, Ont.....	13,800	2,760
Jarvis, Æmilius.....	Toronto.....	12,000	2,400
Jarvis, Æmilius, in trust.....	".....	29,500	5,900
Lake, John N.....	".....	2,500	500
Lovitt, I. M.....	Yarmouth, N.S.....	5,000	1,000
Lovitt, W. L.....	".....	5,000	1,000
Mowat, Hon. Sir Oliver.....	Toronto.....	2,000	400
Macdonald, Miss Annie.....	Montreal, Que.....	10,000	2,000
McCrae, D.....	Guelph, Ont.....	2,000	400
McRitchie, Rev. Geo.....	Ottawa, Ont.....	5,000	1,000
McCabe, William.....	Toronto.....	38,500	7,700
Manning, Alexander.....	".....	5,000	1,000
Osborne, James K.....	".....	2,000	400
Proudfoot, Hon. William.....	".....	10,000	2,000
Richardson, H. A., Manager Bank Nova Scotia, in trust.....	".....	10,000	2,000
Society of the Montreal General Hospital.....	Montreal, Que.....	10,000	2,000
Smith, Larratt W., LL.D.....	Toronto.....	10,000	2,000
Spinney, Mrs. Annie W.....	Yarmouth, N.S.....	5,000	1,000
Scott, Mrs. Jessie.....	Toronto.....	10,000	2,000
Strathy, Frank W., as Manager of the Union Bank of Canada, in trust.....	".....	14,000	2,800
Thorburn, James, M.D.....	".....	17,000	3,400
Thompson, Rev. John, D.D.....	Sarnia, Ont.....	15,000	3,000
	Total.....	\$300,000	\$60,000

1-2 EDWARD VII., A. 1902

THE NORTHERN LIFE ASSURANCE COMPANY OF CANADA.

LIST OF DIRECTORS—(As at December 31, 1901).

Hon. David Mills, President; Thos. H. Purdom, Thos. Long, Vice-Presidents; John Milne, Managing Director; J. D. Balfour, Medical Director; Lord Strathcona and Mount Royal, John Ferguson, W. S. Calvert, N. H. Stevens, Francis Love, John Purdom, Matthew Wilson, Lieut.-Col. F. B. Leys, John Davis, Lieut.-Col. A. P. Sherwood, M. McGugan.

LIST OF SHAREHOLDERS—(As at December 31, 1901).

Name.	Residence.	Amount subscribed for.	Amount paid in Cash.
		\$	\$
Allen, Walter	Ottawa	2,000	200
Armstrong, G. W.	London, Ont.	1,000	100
Ansley, J. H.	Simcoe, Ont.	1,000	100
Atkinson, T. R.	"	1,000	1,000
Amyot, G. E.	Québec	2,500	1,250
Ahearn, Thomas	Ottawa	2,000	2,000
Bartlett, Alex.	Windsor, Ont.	1,000	100
Balfour, J. D.	London, Ont.	11,000	1,100
Bell, Walter	"	5,000	5,000
Bull, T. H.	Toronto	1,000	100
Blair, Wm.	London, Ont.	1,000	100
Beemer, Frank, M.D.	London, Ont.	500	50
Ballantyne, Mrs. R. M.	Stratford, Ont.	100	100
Bisby, G. H.	Hamilton	1,000	100
Bowes, J. G.	"	1,000	100
Barker, Samuel	"	1,000	100
Barron, W. C.	London, Ont.	1,000	100
Beatty, J. H.	St. Catherines	1,000	100
Brenner, O. E.	London, Ont.	1,000	100
Barselon, Jos.	Montreal	1,000	100
Bickerdike, R.	"	1,000	100
Ballantyne, R. M.	Stratford, Ont.	1,000	100
Ballantyne, Hon. Thos.	"	2,000	200
Ballantyne, Thos., Jr.	"	500	50
Bell, A. T.	Tavistock, Ont.	1,000	1,000
Bayley, C. H.	London, Ont.	1,000	100
Brennan, H. H.	Ottawa	10,000	1,000
Balfour, Alice C.	Montreal	200	200
Brownlee, Milne, M.D.	Woodstock, Ont.	1,500	150
Baskerville, P., estate of	Ottawa	5,000	5,000
Boswell, A. W.	Quebec	1,000	250
Boswell, J. K.	"	1,000	250
Breakey, John	"	5,000	5,000
Bate, H. N.	Ottawa	4,000	2,200
Belcourt, N. A.	"	500	500
Cameron, D. M.	London, Ont.	1,000	100
Cowper, T. D.	Welland, Ont.	1,000	100
Campbell, C. T., M.D.	London, Ont.	1,000	100
Campbell, J. B., M.D., estate.	"	3,000	300
Calvert, W. S.	Napier, Ont.	5,000	500
Cameron, G. D.	London, Ont.	500	50
Creelman, Mrs. A. R.	Toronto	1,000	100
Clark, William	Newbury, Ont.	500	500
Catto, John	Toronto	1,000	100
Countts, John	Thamesville, Ont.	500	100
Cattermole, J. F., M.D.	Toronto	500	500
Cattermole, Mrs. J. F.	"	500	500
Cochrane, John	Ridgetown, Ont.	500	50
Coyne, J. H.	St. Thomas, Ont.	1,000	100
Charlton, B. E.	Hamilton	2,000	200
Cummer, J. H.	"	1,000	100
Campbell, Manson	Chatham, Ont.	5,000	500
Charlebois, A.	Montreal	1,000	100
Cochrane, James	"	2,000	2,000
Carscallen, O. G.	Hamilton	1,000	100
Cornelle, C. C.	Montreal	1,000	100
Campbell, P. R.	Ridgetown, Ont.	500	50
Clary, Miss E. E.	Windsor, Ont.	100	100

SESSIONAL PAPER No. 8

THE NORTHERN LIFE ASSURANCE COMPANY OF CANADA—Continued.

LIST OF SHAREHOLDERS—Continued.

Name.	Residence.	Amount subscribed for.	Amount paid in Cash.
		\$	\$
Coffee, T. P.	Toronto	1,000	100
Cox, Hon. G. A.	"	1,300	1,000
Comstock, W. H.	Brockville, Ont.	5,000	5,000
Davis, John	Windsor, Ont.	5,000	500
Davey, T. G.	London, Ont.	1,000	100
Dewar, Rebecca	"	1,000	100
Durand, Andrew	"	2,000	200
Doust, Joseph	Toronto	1,000	100
Davies, Wm.	"	5,000	5,000
Dufton, E. T.	Stratford, Ont.	1,000	100
Duncombe, T. W., M.D., estate of	St. Thomas, Ont.	2,000	200
Duncan, Helen M.	Chatham, Ont.	2,000	200
Drummond, G. A.	Montreal	2,000	200
Drummond, G. E.	"	1,000	100
Ducharme, G. N.	St. Cunegonde, Que.	2,000	200
Dobell, Hon. R. R., estate of	Quebec	2,000	200
Dickson, Robert	St. Mary's, Ont.	5,000	500
Davey, P. N., M.D.	Duart, Ont.	1,000	100
Davey, Mrs. Isabella	Bothwell, Ont.	1,000	1,000
DuVernet, E. E.	Toronto	1,000	100
Denholm, Andrew	Blenheim, Ont.	2,000	200
Dignan, R. H.	London, Ont.	1,000	100
Dunn, T. D., estate	Quebec	2,000	2,000
Dupuis, A. B.	"	1,000	1,000
Dyment, E. A.	Thessalon, Ont.	5,000	500
Dunnett, James	Ottawa	1,000	100
Eckert, Mrs. Maria	London, Ont.	5,000	500
Elliott, Mrs. Maria	"	5,000	500
Eastwood, J. M.	Hamilton	1,000	100
English, Wm	Petrolia, Ont.	1,000	1,000
Evans, J. P.	London, Ont.	1,000	100
Elliot, Chas. H.	"	1,000	100
Edwards, W. C.	Rockland, Ont.	2,000	200
Englehart, J. L.	Petrolia, Ont.	2,500	1,250
Flemming, O. E.	Windsor, Ont.	3,000	300
Ferguson, R., estate of	Thamesville, Ont.	10,000	10,000
Ferguson, Miss M. I.	"	5,000	500
Ferguson, Miss S. H.	"	5,000	500
Ferguson, Jas. N.	Ottawa	1,000	600
Fraser, R. N., M.D.	Thamesville, Ont.	2,000	200
Ferguson, John	London, Ont.	10,000	1,000
Furness, W. C.	"	500	50
Fraser, John	Petrolia, Ont.	1,000	100
Fraser, Miss Margaret	Quebec	500	500
Fraser, Mrs. C. E.	"	500	500
Fraser, Mrs. Andrew	"	1,000	1,000
Fairbank, J. H.	Petrolia, Ont.	2,000	2,000
Forbes, G. D.	Hespeler, Ont.	1,000	1,000
Fraser, D. C.	New Glasgow, N.S.	1,000	100
Forbes, Mrs. Isabella R.	Ottawa	1,000	1,000
Ferguson, A. J.	St. Thomas, Ont.	1,000	100
Graham, Alex., M.D.	London, Ont.	1,000	100
Gibson, Wm., M.P.	Beamsville, Ont.	1,000	100
Grant, James, estate of	London, Ont.	500	50
Graham, R. M.	"	500	50
Greer, B. W.	"	1,000	100
Greer, A. B.	"	1,000	100
Garvey, John	"	1,000	100
Garrett, Joshua	"	1,000	100
Graham, A. D., M.D.	Bothwell, Ont.	1,000	100
Gillard, W. H.	Hamilton, Ont.	1,000	100
Guest, T. G.	Ridgetown, Ont.	6,500	2,000
Gault, A. F.	Montreal	2,500	250
Graham, P. L., M.D.	Lobo, Ont.	1,000	100
Geoffrion, C. A.	Montreal	1,000	1,000

1-2 EDWARD VII., A. 1902

THE NORTHERN LIFE ASSURANCE COMPANY OF CANADA—Continued.

LIST OF SHAREHOLDERS—Continued.

Name.	Residence.	Amount subscribed for.	Amount paid in Cash.
		\$	\$
Garvey, C. M., estate of.....	Sarnia, Ont.....	1,000	100
Gray, R. A.....	Toronto.....	1,000	100
Gillard, William.....	Stratford, Ont.....	1,000	1,000
Hamilton, E.....	Ottawa.....	2,500	2,500
Harris, G. B.....	London, Ont.....	500	500
Hanavan, M. J., M.D., estate of.....	".....	1,000	100
Hueston, Robert.....	".....	1,000	100
Hobbs, Alfred, M.D.....	".....	1,000	100
Holmes, T. K., M.D.....	Chatham, Ont.....	5,000	500
Hickey, W. R.....	Bothwell, Ont.....	1,000	100
Harper, G. A.....	Toronto.....	2,500	250
Hodgson, Jonathan.....	Montreal.....	2,500	250
Hughes, Miss E. N., and J. C. Douglas, in trust.....	St. Thomas & Sarnia.....	2,000	200
Hendrie, William.....	Hamilton, Ont.....	1,000	100
Hegler, J. C.....	Ingersoll, Ont.....	500	50
Houston, Wm.....	Toronto.....	500	25
Hoare, C. W., M.D.....	Walkerville, Ont.....	500	500
Huot, Philip.....	Quebec.....	1,000	1,000
Innis, James, M.P.....	Guelph, Ont.....	1,000	100
Irving, Mrs. Isabella.....	St. Mary's, Ont.....	1,000	100
Irving, T. C.....	Toronto.....	1,000	100
Jackson, J. A.....	Petrolea, Ont.....	2,000	2,000
Jackson, Robert.....	".....	2,000	2,000
Jarvis, Mrs. Phœbe.....	Delaware, Ont.....	5,000	500
Johnston, Mrs. Jessie H.....	Fernie, B. C.....	1,000	1,000
Johnston, M. B.....	St. Thomas, Ont.....	1,000	100
Jarvis, A. J.....	London, Ont.....	1,000	100
Jenkins, Charles.....	Petrolea, Ont.....	3,900	3,900
Jenkins, Henrietta.....	".....	600	600
Jenkins, Kathleen.....	".....	500	500
Jull, Mary.....	Ridgetown, Ont.....	500	50
King, Miss Emma.....	Quebec.....	2,500	500
King, Charles.....	".....	2,500	250
Kent, Thomas.....	London, Ont.....	1,000	100
Klœpfer, C.....	Guelph, Ont.....	6,000	600
Kay, John B.....	Toronto.....	2,000	200
Kerr, John.....	Petrolea, Ont.....	1,000	100
Kerr, James.....	".....	1,000	1,000
Keyes, Perley G.....	Ottawa.....	1,000	1,000
Knott, T. C.....	London, Ont.....	2,000	200
Kappelle, Geo.....	Toronto.....	1,000	100
Long, Thomas.....	".....	5,000	500
Leys, F. B.....	London, Ont.....	10,000	1,000
Love, Francis.....	".....	5,000	500
Leckie, John.....	Toronto.....	500	50
Luscombe, T. H.....	London, Ont.....	500	50
Lumley, G. W., M.D.....	Detroit, Mich.....	1,000	100
Logan, J. M.....	London, Ont.....	1,000	100
Leitch, C. St. Clair.....	Dutton, Ont.....	500	50
Long, W. D.....	Hamilton, Ont.....	1,000	100
Lottridge, J. M.....	".....	1,000	100
Lawrence, F. O., M.D.....	St. Thomas, Ont.....	1,000	100
Laidlaw, Wm.....	Toronto.....	1,000	100
Lucas, R. A.....	Hamilton, Ont.....	1,000	100
Lash, Z. A.....	Toronto.....	1,000	100
Little, R. A.....	London, Ont.....	2,000	200
Larkin, Patrick.....	St. Catherines, Ont.....	10,000	1,500
Lowell, J. A., estate of.....	Niagara Falls, Ont.....	5,000	500
Langford, C. B., M.D.....	Blenheim, Ont.....	1,000	100
Labatt, Theodore.....	Montreal.....	1,000	100
LeMoine, Gaspard.....	Quebec.....	500	500
Lockhart, R. J., M.D.....	Hespeler, Ont.....	500	100
Lister, J. F., Judge.....	Sarnia, Ont.....	100	100
Lewis, Alex. M.....	Hamilton, Ont.....	1,000	100
Laidlaw, Miss Agnes.....	London, Ont.....	500	50

SESSIONAL PAPER No. 8

THE NORTHERN LIFE ASSURANCE COMPANY OF CANADA—Continued.

LIST OF SHAREHOLDERS—Continued.

Name.	Residence.	Amount	Amount
		subscribed for.	paid in Cash.
		\$	\$
Matheson, Mary	St. May's	5,000	1,000
Mills, Hon. David	London, Ont.	5,500	2,450
Mills, Nathaniel	"	3,000	725
Mills, John	"	1,000	100
Marshall, John, estate of	Aylmer, Ont.	1,000	100
Mickleborough, Wm.	St. Thomas, Ont.	1,000	1,000
Mills, W. R.	Hamilton, Ont.	1,000	100
Marshall, Wm.	Ottawa	1,000	100
Macklin, Henry	London, Ont.	1,000	100
Meredith, Charles	Montreal	1,000	100
Mann, William	"	1,000	100
Mulholland, Jos., estate of	"	2,000	200
Milne, David	Sarnia, Ont.	1,000	200
Middleton, J. T.	Hamilton, Ont.	1,000	100
Mann, W. J.	London, Ont.	500	50
Mann, F. H.	Windsor, Ont.	2,000	2,000
Mearns, John, M.D.	Woodstock, Ont.	1,000	100
Martin, Jos.	Winnipeg, Man.	1,000	100
Mills, Nelson	Marysville, Mich.	5,000	5,000
Mulloy, Nelson, M.D.	Preston, Ont.	2,500	500
Moore, Mrs. Elizabeth	St. Mary's Ont.	5,000	500
Milne, John	London, Ont.	5,000	500
Mackay, Robert	Montreal	5,000	5,000
McFarlane, A. Maude R.	"	400	200
McPhillips, P.	London, Ont.	1,000	100
McKillop, J. B.	"	500	50
McDonald, Jerry	"	500	50
McEvoy, A. M.	"	500	50
McGuigan, M., M.P.	Mt. Bridges, Ont.	5,000	500
Mackenzie, D.	London, Ont.	2,000	200
McCoubrey, A.	"	500	50
McAlpine, Mrs. Mary	Glenceo, Ont.	5,000	500
Mackenzie, Mrs. C.	"	5,000	500
Macdougall, Colin, estate of	St. Thomas, Ont.	500	50
McIntyre, A. M.	Dutton, Ont.	5,000	500
Maclaren, David	Ottawa	5,000	5,000
Maclaren, Albert	Buckingham, Que.	2,000	2,000
Magee, James	London, Ont.	1,000	
McElderry, Miss Rose	Guelph, Ont.	1,000	100
Macpherson, T. H.	Hamilton, Ont.	1,000	100
Mackay, James	"	1,000	100
McKinnon, Miss Frances	"	1,000	100
McIlwraith, J. F.	"	1,000	100
McSloy, H. E.	St. Catherines, Ont.	2,000	200
McLaren, Alex., M.D.	London, Ont.	1,000	100
McKinlay, James	Ridgetown, Ont.	5,000	500
McNabb, Neil	"	2,000	200
McCully, Jonathan, M.D.	Cedar Springs, Ont.	5,000	500
McNamee, F. B.	Montreal	1,000	100
McLennan, R. R.	Alexandria, Ont.	6,000	600
McCaughy, W. D.	Quebec	1,000	100
McMillan, James	Belmont, Ont.	500	50
McDonald, James	London, Ont.	500	50
McMahan, A. T.	"	1,000	
McMartin, John	"	1,000	100
McLarty, D., M.D.	St. Thomas, Ont.	1,000	1,000
McCabe, Mrs. Mary	Hamilton, Ont.	1,000	100
McMorran & Davidson	Port Huron, Mich.	2,000	200
McDougall, Francis	Ottawa	500	500
McGovern, John	Campbelltown, N.B.	1,000	1,000
Maclaren, John	Brockville, Ont.	2,000	2,000
Nash, B. J., estate of	London, Ont.	1,000	100
Noble, R. D.	Petrolia, Ont.	1,000	1,000
Owens, E. W. J.	Toronto	1,000	100
O'Flaherty, John	London, Ont.	1,000	100

THE NORTHERN LIFE ASSURANCE COMPANY OF CANADA—*Continued.*LIST OF SHAREHOLDERS—*Continued.*

Name.	Residence.	Amount subscribed for.	Amount paid in Cash.
		\$	\$
Olmstead, Geo. W.	London, Ont.	1,000	100
Oronhyatekha, Dr.	Toronto	5,000	500
Parke, E. J., estate of.	London, Ont.	1,000	100
Patton, Louise C.	Quebec	400	200
Purdom, T. H., K.C.	London, Ont.	10,000	1,000
Purdom, T. H., in trust	"	129,700	
Purdom, John	"	5,000	500
Purdom, Alex.	London, Ont.	2,000	200
Pavey, A. E.	"	1,000	100
Peterson, A. E. W.	Toronto	500	50
Peterson, M. H.	"	1,000	100
Pratt, T. H.	Hamilton	1,000	100
Pope, Miss M. A.	London, Ont.	1,000	100
Paull, Edwin	"	500	50
Prefontaine, R.	Montreal, Que.	1,000	100
Perley, Mrs. G. M.	Ottawa	500	500
Pope, Edwin	Quebec, Que.	1,000	1,000
Parker, T. H.	Woodstock, Ont.	2,500	250
Quirk, Thomas F.	Stratford, Ont.	1,000	100
Rogers, W. B.	Quebec, Que.	1,000	1,000
Reid, Thomas	Toronto	1,000	100
Rowat, T. A.	London, Ont.	500	50
Robson, T. E.	"	1,000	100
Ryan, Hugh, estate of.	Toronto	5,000	5,000
Ross, Hon. A. M., estate of.	"	2,000	500
Ryan, John	"	5,000	5,000
Raper, William	Windsor, Ont.	1,000	100
Reid, Colin	Bothwell, Ont.	1,000	100
Rodger, David	London, Ont.	1,000	100
Rowe, Margaret J.	Blenheim	5,000	500
Rutherford, George	Hamilton	1,000	100
Russell, James	"	1,000	100
Reynolds, T. W.	Hamilton	500	150
Rutherford, Andrew	"	1,000	100
Rutherford, James	Blenheim, Ont.	1,000	100
Reid, Thomas	Walkerville, Ont.	1,000	100
Reid, Mrs. Thomas	"	1,000	100
Renfrew, Eliza J. T., estate of.	Quebec	100	50
Renfrew, Walter C.	Stouffville, Ont.	400	200
Renfrew, Allan C.	Toronto	400	200
Renfrew, Gordon C.	Quebec	400	200
Routledge, G. A., M.D.	Lambeth, Ont.	2,000	200
Reid, Robert, estate of.	London, Ont.	2,000	200
Ross, J. T.	Quebec	1,000	1,000
Riopelle, Jos.	Ottawa	1,000	1,000
Robillard, Honoré	"	1,000	1,000
Reford, Robert	Montreal	2,000	200
Ross, F. W.	Quebec	3,000	3,000
Struthers, R. C.	London, Ont.	1,000	100
Somerville, C. R.	"	1,000	100
Sarvis, R. H.	"	1,000	100
Lord Strathcona and Mount Royal.	Montreal	20,000	2,000
Somerville, G. A.	London, Ont.	2,500	500
Schoff, Daniel, estate of.	Clandeboye, Ont.	500	50
Smith, Joseph	London, Ont.	1,000	100
Smith, Larrat W.	Toronto	1,000	100
Sharp, A.	London, Ont.	500	50
Stockwell, Caleb	"	1,000	200
Scane, E. W.	Chatham, Ont.	1,000	100
Stark, John	Toronto	1,000	500
Shambleau, A. L.	Chatham, Ont.	1,000	100
Stevens, N. H.	"	5,000	500
Sutherland, Wm.	Glencoe, Ont.	10,000	1,000
Southam, W. M.	Ottawa	1,000	100
Sowden, Mary M.	Shipley, Eng.	400	200

SESSIONAL PAPER No. 8

THE NORTHERN LIFE ASSURANCE COMPANY OF CANADA—*Concluded.*LIST OF SHAREHOLDERS—*Concluded.*

Name.	Residence.	Amount subscribed for.	Amount paid in Cash.
		\$	\$
Spry, Daniel, estate of	London, Ont.	1,000	100
Sutherland, James.	Woodstock, Ont.	1,000	100
Samson, J. D., M.D.	Windsor, Ont.	1,000	100
Sale, John.	"	1,000	100
Sherwood, A. P.	Ottawa.	5,000	1,000
Sutherland, Wm., estate of	Quebec.	1,600	1,600
Shopland, John.	London, Ont.	1,000	100
Shaw, Charles H.	Quebec.	300	300
Shaw, Samuel K.	"	300	300
Shaw, Frank L.	"	200	200
Shaver, H. H.	Stevenson, Ont.	5,000	5,000
Sutherland, J. D.	Quebec.	600	600
Symington, Graham	St. Thomas, Ont.	500	50
Tennant, D. H.	London, Ont.	500	50
Taylor, Charles.	"	1,000	100
Thompson, Walter	Mitchell, Ont.	1,000	100
Thompson, John	Glencoe, Ont.	1,000	100
Thompson, Mrs. John.	"	1,000	100
Tait, D. M.	St. Thomas, Ont.	1,000	50
Thompson, A. S., M.D.	Strathroy, Ont.	2,000	200
Taylor, W. H.	Chatham, Ont.	500	50
Trestian, Helen B.	Wardsville	500	500
Thibaudeau, A. A.	Montreal	1,000	1,000
Trenholme, N. W.	"	1,000	100
Tilden, John.	Hamilton	1,000	100
Turner, Richard, in trust.	Quebec.	3,000	300
Turner, Richard.	"	1,000	100
Tytler, John A.	Toronto	1,000	100
Taylor, W. J.	London, Ont.	1,000	100
Turner, Miss E. H.	Quebec.	2,000	200
Trenholme, W. H.	Westmount, Que.	1,000	200
Tasse, Emmanuel.	Ottawa	2,000	2,000
Thomas, Mrs. Mary M.	Quebec.	2,000	400
Thomas, W. S., in trust.	"	1,000	200
Vidal, B. H.	London, Ont.	1,000	100
Vandermede, L. M.	Lambeth, Ont.	1,000	100
Williams, N. S.	London, Ont.	1,000	100
Walker, David.	Toronto	1,000	100
Ward, William.	London, Ont.	1,000	100
Wyatt, Wm.	"	2,000	200
Weekes, W. J., M.D.	"	2,000	200
Walsh Bros.	Stratford, Ont.	1,000	100
Workman, Mrs. Jane.	"	1,000	1,000
Wilson, Matthew	Chatham, Ont.	8,000	3,500
Wallace, J. C.	Ridgetown, Ont.	2,500	250
Wallace, Mrs. J. C.	"	2,500	250
Weldon, Skelton.	London, Ont.	4,000	400
White, R. S.	Montreal	1,000	100
Ward, James K.	"	2,000	100
Wood, A. T.	Hamilton	2,000	200
Walker, C. M.	Walkerville, Ont.	5,000	5,000
Walker, Mrs. C. M.	"	3,000	300
Werritt, W. A.	Toronto	1,000	100
Warner, Henry	London, Ont.	1,600	100
Wood, R. Shaw.	"	2,000	200
Webb, Mrs. Mabel T.	Quebec.	5,000	5,000
Yates, H. B., M.D.	Montreal	600	600
Yonell, G. W.	Aylmer, Ont.	1,000	100
Young, W. A.	London, Ont.	1,000	100
	Total.	\$839,300	\$213,750

1-2 EDWARD VII., A. 1902

THE ONTARIO ACCIDENT INSURANCE COMPANY.

LIST OF DIRECTORS (As at December 31, 1901.)

Laird W. Smith, President; Arthur L. Eastmure, Vice-President and Managing Director; J. N. Shenstone, W. H. Pearson, J. H. Brock, Lieut. Col. R. E. C. Jarvis, J. Herbert Mason, R. Shaw Wood, Thomas Fysche.

LIST OF SHAREHOLDERS—(As at December 31, 1901).

Name.	Residence.	Amount	Amount
		subscribed for.	paid in Cash.
		\$	\$
Allen, A. W.	Toronto	150	60
Goulding, H., estate of late	"	500	150
Caldecott, S.	"	50	20
Weston, G. H.	"	250	75
Weston, E. O.	"	250	75
Jacks, Joseph, estate of late	"	500	150
Heintzman, Theodore, estate of late	"	1,000	400
Davis, W. J.	"	250	75
Henderson, W. R.	"	250	75
Beardmore, W. D.	"	1,000	500
Davies, Robert H.	"	1,000	300
Langlois, Herbert	"	1,000	300
O'Brien, A. H.	"	50	20
Dusseau, L. V.	"	500	150
Douglas, G. H.	"	500	150
Miller, D.	"	250	50
Lightbourn, E. T.	"	1,000	100
Henderson, R. B.	"	150	45
Watlington, J. H.	"	150	60
Fleming, F. A.	"	250	50
Taylor, J. McP.	"	250	75
Winlow, F. J.	"	250	75
Wood, Mrs. B. V. T.	"	250	250
Hamilton, Stella G.	"	250	75
Scott, J. C.	"	250	75
Rolph, Smith & Co.	"	750	225
Mason, J. Herbert	"	2,500	750
Hebden, E. F.	"	250	75
Foy, J. J., K.C.	"	250	75
McDougall, Judge	"	250	75
Greer, John	"	1,500	1,500
Brush, Seeley B.	"	150	45
Ross, Frederick J.	"	250	75
Renfrew, A. E.	"	250	100
Wilkenson, W.	Brantford	250	75
Monk, G. W.	Toronto	1,000	400
Hewson, F. B.	Niagara	500	150
Plow, George S.	Montreal	1,000	100
Wilcox, C. S.	Hamilton	250	100
Steedman, J. P.	"	250	250
Edwards, T. S.	Iroquois	150	15
Macpherson, A.	Markdale	150	45
Wood, R. Shaw	London	3,750	1,475
Ingersoll Packing Co.	Ingersoll	250	75
Henderson, Mrs. E. G.	St. John, N.B.	250	75
Smith, F. C.	"	100	40
Thorne, R. Ward	"	150	50
Skinner, Hon. C. N.	"	500	150
Woolverton, Dr A.	Hamilton	250	75
Stewart, T. J.	"	250	75
Coburn, H. P.	"	250	75
Ambrose, Walter	"	500	250
Ambrose, R. S.	"	500	150
Ambrose, H. S.	"	250	100
White, A. W.	"	250	75

SESSIONAL PAPER No. 8

THE ONTARIO ACCIDENT INSURANCE COMPANY—Continued.

LIST OF SHAREHOLDERS—Continued.

Name.	Residence.	Amount subscribed for.	Amount paid in Cash.
		\$	\$
Bethune, Kenneth.....	Hamilton.....	250	75
Neill, A. T.....	".....	500	150
Jarvis, Lieut.-Colonel R. E. C.....	Toronto.....	1,700	850
Muntz & Beatty.....	".....	500	150
Boeckh, E. C.....	".....	500	150
Douglas, W. J.....	".....	500	150
Toronto Lithographing Co.....	".....	500	150
Smith, Dr Larratt W.....	".....	2,500	1,250
Lightbourn, Mrs. A. S.....	".....	250	100
Lightbourn, Miss L. A.....	".....	150	60
Lightbourn, Miss E. L.....	".....	150	60
King, J. S.....	".....	250	75
Brown, Richard.....	".....	500	150
Cassels, D. S.....	".....	250	75
Buchan, J. L.....	".....	250	75
McCormack, R. L. M.....	".....	250	100
Gibson, R. E.....	".....	500	200
Cox, E. W.....	".....	250	75
Stimson, G. A.....	".....	250	250
Clarkson, E. R. C.....	".....	500	500
Cross, W. H.....	".....	500	500
Thomas, A. W.....	".....	750	300
Wright, Joseph.....	".....	250	125
Smith, C. C.....	".....	250	125
Forster, A. L.....	".....	500	150
Cox, F. G.....	".....	250	75
Briggs, S. E.....	".....	250	75
Lawrence, J. W.....	".....	250	75
Hamilton, W. B.....	".....	250	75
Firstbrook, John.....	".....	250	100
Simpson, Joseph, estate of.....	".....	250	75
McBride, R. H.....	".....	250	75
Robertson, Thomas.....	".....	250	75
Fensom, John.....	".....	500	150
Fensom, G. H.....	".....	250	75
Pearson, W. H.....	".....	2,500	2,000
Shenstone, J. N.....	".....	2,500	2,500
Eastmure, L. H.....	".....	250	75
Eastmure, Mrs. L. H.....	".....	250	75
Eastmure, A. L.....	".....	3,150	1,195
Eastmure & Lightbourn.....	".....	9,550	3,060
Lightbourn, F. J.....	".....	1,500	425
Lightbourn, Mrs. F. A.....	".....	250	75
Rogers, Elias.....	".....	250	75
Smith, J. E. B.....	".....	250	100
Smith, Professor Goldwin.....	".....	2,500	2,500
Dixon, B. Homer.....	".....	1,000	300
Mme Rochereau de la Sablière.....	".....	250	75
M. Charles de la Sablière.....	".....	1,750	525
Smith, J. F., K.C.....	".....	1,000	300
Hammond, H. C.....	".....	500	150
Brock, W. R.....	".....	1,000	400
Cosgrave, L. J.....	".....	500	150
Wickett, S. R.....	".....	250	75
Davies, William.....	".....	5,000	2,500
Davies, Mrs. W.....	".....	2,500	1,250
Gordon, Mrs. C. F.....	".....	500	500
King, J. D.....	".....	250	75
Playfair, J. S.....	".....	500	150
Foy, John.....	".....	250	75
Robinson, C., K.C.....	".....	1,000	300
Dundas, Miss L.....	".....	250	75
Leitch & Turnbull.....	Hamilton.....	250	100
Bond, E. L.....	Montreal.....	1,000	300

1-2 EDWARD VII., A. 1902

THE ONTARIO ACCIDENT INSURANCE COMPANY—*Concluded.*LIST OF SHAREHOLDERS—*Concluded.*

Name.	Residence.	Amount subscribed for.	Amount paid in cash.
		\$	\$
Campbell, A. McT.	Winnipeg, Man.	250	75
Fyshe, Thomas.	Montreal.	1,000	400
Lewis, Lansing.	"	250	75
Curry, Dr. M. A.	Halifax, N.S.	250	75
Kenny, T. E., M.P.	"	500	150
Roberts, Frank.	"	250	75
Grant, John.	Brockville	1,000	500
Gill, John M.	"	500	500
Sangster, G. R.	Moncton, N. B.	500	200
Robertson, J. F.	St. John, N. B.	500	150
Bourke, Thomas L.	"	500	200
Blair, Hon. A. G.	"	500	200
Trueman, C. D.	"	150	60
Finn, M. A.	"	250	100
McLellan, J. Verner.	"	100	30
Milligan, R.	"	250	75
Banfield, John J.	Vancouver, B. C.	500	150
Hamersley, A. S.	"	150	45
Hamilton, C. R.	"	100	30
Johnston, J. I.	"	250	75
Coulthard, W. B.	Fredericton, N. B.	250	100
Graves, F. T.	Ottawa	250	75
Morris, W. D.	"	250	75
Stephens, A. J.	"	250	75
Wallace, E.	"	250	75
Addy, Dr. G. A. B.	St. John, N. B.	300	120
Tilden, J. H.	Hamilton.	500	150
Green, F. W.	Halifax, N.S.	100	30
Wadland, Henry.	Woodstock, Ont.	250	75
Peine, Louis.	New Hamburg, Ont.	150	45
Coulthard, Dr. G. E.	Fredericton, N. B.	250	125
Beer, George F.	Charlottetown	250	75
Beer, Dr. F. D.	"	150	60
Beer, Lemuel L.	"	200	80
Beer, E. H.	"	200	80
Oldright, William.	Toronto	250	100
Grass, R.	"	1,000	300
Grass, S. M.	"	500	150
Weddell, R.	Trenton	1,000	300
McAuliff, M.	Lachine	1,000	300
Flavelle, J. W.	Toronto	2,500	750
Philip, D. L.	Brantford	100	100
Verity, M.	"	100	100
Donahue, W.	Montreal	300	45
Brock, J. H.	Winnipeg	1,000	300
Total		\$102,550	\$43,000

SESSIONAL PAPER No. 8

THE OTTAWA FIRE INSURANCE COMPANY.

LIST OF DIRECTORS—(As at December 31, 1901).

Charles Magee, President; C. Berkeley Powell, M.P.P., 1st Vice-President; C. Ross, 2nd Vice-President; C. Jackson Booth, John Coates, W. C. Edwards, M.P., Allan Francis, Denis Murphy, Claude McLachlin, W. S. Odell, C. C. Ray, Bennett Rosamond, M.P.

LIST OF SHAREHOLDERS—(As at December 31, 1901).

Name.	Residence.	Number of shares.	Amount subscribed for.	Amount paid up in Cash.
			\$	\$
Allan, J. Roberts	Ottawa	122	12,200	2,440
Allan & Fleming	"	61	6,100	1,220
Arnoldi, King	"	12	1,200	240
Barnet, A.	Renfrew	50	5,000	1,000
Bédard, N.	Ottawa	20	2,000	400
Booth, C. Jackson.	"	122	12,200	2,440
Booth, J. R.	"	122	12,200	2,440
Brennan, J. C.	"	50	5,000	1,000
Browne, J. C.	Ottawa	25	2,500	500
Brunet, Rev. A.	Fort Coulonge	10	1,000	200
Bryson, Hon. Geo.	"	25	2,500	500
Bryson, George J.	"	10	1,000	200
Bryson, Jas. W.	"	10	1,000	200
Buell, A. A.	Burlington	100	10,000	2,000
Burn, Geo.	Ottawa	31	3,100	620
Butterworth, C. A.	"	31	3,100	620
Carmichael, Thos. D.	Westmeath	5	500	100
Carson, John	Montreal	20	2,000	400
Cleow, Hon. F.	Ottawa	61	6,100	1,220
Coates, John	"	70	7,000	1,400
Constantineau, Rev. H. A.	"	50	5,000	1,000
Courtenay, Dr J. D.	"	20	2,000	400
Cox, R. M.	"	120	12,000	2,400
Campbell, W. J.	"	18	1,800	360
Crichton, H. M.	Winnipeg	5	500	100
Deguire, Rev. R. J. W.	Ottawa	12	1,200	240
Devlin, R. J.	"	122	12,200	2,440
Edwards, W. C., & Co.	Rockland	122	12,200	2,440
Ewart, D.	Ottawa	10	1,000	200
Ewart, J. A.	"	6	600	120
Farrier, Wm	"	6	600	120
Finnie, D. M.	Ottawa	46	4,600	920
Fleck, Alexander	"	31	3,100	620
Fleck, A. W.	"	31	3,100	620
Francis, Allan	Renfrew	50	5,000	1,000
Garvoch, Alexander	Ottawa	5	500	100
Gemmill, J. A.	"	120	12,000	2,400
Gillies, James	Carleton Place	61	6,100	1,220
Goodeve, Chas.	Ottawa	24	2,400	480
Graham, Dr K. D.	"	122	12,200	2,440
Henderson, G. F.	"	122	12,200	2,440
Heney, F. A.	"	50	5,000	1,000
Hennessy, J. W.	Fort Coulonge	5	500	100
Hogg, W. D.	Ottawa	61	6,100	1,220
Jackson, J. A.	"	6	600	120
Larmonth, P.	"	50	5,000	1,000
Lord, John W.	Winnipeg	5	500	100
Lumsden, A.	Ottawa	122	12,200	2,440
McCarthy, H. F.	"	5	500	100
McLachlin, Claude	"	61	6,100	1,220
Mackie, Thos., M.P.	Pembroke	50	5,000	1,000
Maclaren, David	Ottawa	61	6,100	1,220
McGee, John J.	"	46	4,600	920
McLachlin Bros.	Arnprior	61	6,100	1,220
Magee, Charles	Ottawa	120	12,000	2,400
Mather, James	"	61	6,100	1,220
Mather, John	"	122	12,200	2,440
May, G. S.	"	50	5,000	1,000
Mitchell, C. W.	"	25	2,500	500

THE OTTAWA FIRE INSURANCE COMPANY—*Concluded.*LIST OF SHAREHOLDERS—*Concluded.*

Name.	Residence.	Number of shares.	Amount subscribed for.	Amount paid up in Cash.
			\$	\$
Monk, Henry C.	Ottawa.	20	2,000	400
Morris, W. D.	"	50	5,000	1,000
Murphy, D.	"	120	12,000	2,400
Myrand, Rev. J. A.	"	13	1,300	260
Nolan, T.	Ottawa.	25	2,500	500
New Westminster, R. C. Bishop of.	New Westminster, B.C.	30	3,000	600
Odell, Mrs. S. J.	Ottawa.	15	1,500	300
Odell, W. S.	"	247	24,700	4,940
Owen, L. C.	"	3	300	60
Pattee, G. B.	"	120	12,000	2,400
Paterson, R. W.	"	6	600	120
Porter, Nelson D., and T. Askwith.	"	50	5,000	1,000
Powell, A. B.	"	2	200	40
Powell, C. Berkeley.	"	120	12,000	2,400
Poupore, W. J.	"	61	6,100	1,220
Poulin, S. R.	"	25	2,500	500
Rankin, C.	Mattawa.	5	500	100
Ray, C. C.	Ottawa.	122	12,200	2,440
Reid Bros.	Portage du Fort	20	2,000	400
Reid, Norman.	"	10	1,000	200
Robillard, H.	Ottawa.	50	5,000	1,000
Rosamond, Bennett	Almonte.	100	10,000	2,000
Ross, C.	Ottawa.	120	12,000	2,400
Rothwell, B.	"	122	12,200	2,440
St. Jacques, F. X.	"	122	12,200	2,440
Seguin J. A.	"	12	1,200	240
Seybold, J. A.	"	122	12,200	2,440
Shearer, John.	"	6	600	120
Thomson, Clarence.	"	10	1,000	200
Todd, J. Watson	Liverpool.	100	10,000	2,000
White, Walter G.	New York.	120	12,000	2,400
Woods, Jas. W.	Ottawa.	31	3,100	620
	Total	5,000	\$500,000	\$100,000

SESSIONAL PAPER No. 8

THE QUEBEC FIRE ASSURANCE COMPANY.

LIST OF DIRECTORS—(As at December 31, 1901).

Hon. P. Garneau, President; Sir Alphonse P. Pelletier, Vice-President; H. B. Bignell, Secretary and Treasurer; W. A. Sims, Alfred Wright, A. E. Blogg, G. A. B. Dickson, Thos. H. Hall, J. Gardner Thompson, T. H. Norris.

LIST OF SHAREHOLDERS—(As at December 31, 1901).

Name.	Residence.	Amount subscribed for.	Amount paid up in Cash.
		\$	\$
Bignell, H. B.	Quebec	450	200
Blogg, A. E.	Toronto	450	200
Blondeau, Frs. Eusebe, curator	Quebec	360	160
Brodie, Mrs. Lily	"	270	120
Bender, Louisa M.	"	450	200
Bittner, Miss Emilie	"	270	120
Campbell, W. D., usufructuary	"	90	40
Dickson, George A. B.	Toronto	450	200
Dugal, Misses Emilie, Caroline and Cecile	Quebec	180	80
DeBlois, E. J., estate	"	270	120
Davis, W. H. A., executrix of the late	Montreal	90	40
Douglass, Mrs. Charlotte, heirs	Quebec	180	80
Dumais, L. V., trustee	Fraserville, Que.	540	240
Dynes, Joseph, estate of late	Quebec	135	60
Drum, Isaac, estate	"	45	20
Dobell, Mrs. Elizabeth Frances	"	90	40
Garneau, P., Hon.	"	450	200
Grass, R.	Toronto	1,350	600
Hall, Thos. H.	"	450	200
Heath, Miss Emilie	Isle Verte	270	120
Joseph, Andrew C., tutor and attorney	Quebec	765	340
Kerr & Molson, trustees	Montreal	360	160
Lachance, Numa	St. Michel, Que.	90	40
Lindsay, C. Valentine	Toronto	1,890	840
Lavery, J. I.	Quebec	90	40
London and Lancashire Fire Insurance Co.	Liverpool, Eng.	201,465	89,540
Mailloux, J. A.	Quebec	180	80
Molson, John, tutor	Montreal	360	160
Montizambert, Mrs. S., heirs	Quebec	360	160
Morgan, Terence, legatees	Ireland	1,350	600
Mitchell, Robert, exec. en usufruit	England	45	20
McLimont, Miss Anna F., en usufruit	Ottawa	900	400
Molson, Alex., tutor	Montreal	360	160
Martin, Mrs. V. M., in trust	Quebec	900	400
Martineau, J. E.	"	270	120
Norris, Thos. H.	"	450	200
Pelletier, Sir C. A. P.	"	450	200
Piddington, Annie, institute	"	945	420
Page, L. G. O.	South Stukeley	90	40
Prevost, Mrs. Joseph Ed.	Quebec	90	40
Pyke, Miss Alice Maud	Toronto	45	20
Samson, Aurelien	Quebec	90	40
Samson, Mrs. A.	"	90	40
Simons, William Thomas, estate	"	225	100
Sims, Wm. A.	London, Eng.	2,250	1,000
Thompson, J. Gardner	Montreal	450	200
Turcotte, Mde. Nazaire	Quebec	540	240
Turcotte, Mrs. R. D.	"	270	120
Vallee, Prudent, estate	"	1,890	840
Wright, Alfred	Toronto	900	400
		\$225,000	\$100,000

1-2 EDWARD VII., A. 1902

THE ROYAL VICTORIA LIFE INSURANCE COMPANY.

LIST OF DIRECTORS—(as at December 31, 1901.)

James Crathern, President; Andrew F. Gault, Hon. L. J. Forget, Vice-Presidents; David Burke, General Manager; Hon. James O'Brien, Hon. Robert Mackay, Edmund B. Osler, Jonathan Hodgson, John Cassils, Samuel Finley, Rev. R. H. Warden, Gaspard LeMoine, David Morrice, H. N. Bate, T. G. Roddick.

LIST OF SHAREHOLDERS—(As at December 31, 1901.)

Name.	Residence.	Amount	Amount
		subscribed for.	paid in Cash.
		\$	\$
Ames, Herbert B.	Montreal.....	5,000	1,000
Adair, Robert.....	".....	1,000	200
Audette, Rodolphe.....	".....	3,000	600
Austin, Frederick John.....	Sherbrooke.....	500	100
Alexander, Maria B.....	Bowmanville.....	2,500	500
Balfour, Mrs. Geo. H.....	Montreal.....	800	160
Blackwell, K. W.....	".....	2,000	400
Burnett, William, M.D.....	".....	1,000	200
Boswell, Andrew W.....	Quebec.....	1,000	200
Beer, Lemuel L.....	Charlottetown, P.E.I.....	1,000	200
Beer, Edgar H.....	".....	300	60
Barbeau, H.....	Montreal.....	1,000	200
Burke, David.....	".....	5,000	1,000
Bell, Samuel.....	".....	5,000	1,000
Buller, Frank, M.D.....	".....	2,500	500
Bate, H. N.....	Ottawa.....	8,000	1,600
Breakey, John.....	Quebec.....	5,000	1,000
Bond, E. L.....	Montreal.....	1,000	200
Bickerdike, Robert.....	".....	1,000	200
Birks, Henry.....	".....	5,000	1,000
Brown, H. B.....	Sherbrooke.....	500	100
Bell, Thos. D.....	Montreal.....	5,000	1,000
Byrne, John Henry.....	Georgetown, P.E.I.....	300	60
Baird, Annie Mary.....	Toronto.....	1,500	300
Burns, John.....	".....	2,500	500
Blanchet, John.....	North Bay, Ont.....	500	100
Boddy, Samuel J.....	Toronto.....	1,000	200
Brown, Peter.....	Port Hope, Ont.....	2,500	500
Brown, Harriet M.....	".....	2,500	500
Benson, Laura A., trustee.....	".....	1,000	200
Burn, George.....	Ottawa.....	2,500	500
Bassett, Thomas.....	Bowmanville.....	3,500	700
Bassett, Mary J. C.....	".....	1,000	200
Britton, Joseph.....	".....	2,500	500
Bleakley, Aggie J.....	".....	2,500	500
Browne, Patrick.....	Kingston.....	2,000	400
Babcock, Josephine E.....	Montreal.....	5,000	1,000
Babcock, Carola A.....	".....	5,000	1,000
Chapleau, Sir J. A., estate of late.....	".....	5,000	1,000
Cook, William.....	Quebec.....	1,500	300
Crathern, James.....	Montreal.....	10,000	2,000
Caverhill, George.....	".....	10,000	2,000
Cheney, Gilman, estate of late.....	".....	20,000	4,000
Comte, Joseph.....	".....	10,000	2,000
Cundall, Henry J.....	Charlottetown, P.E.I.....	1,000	200
Cassils, John.....	Montreal.....	5,000	1,000
Currie, John Z.....	Cambridge, Mass., U.S.....	500	100
Chauteauvert, Victor.....	Quebec.....	2,000	400
Clark, Wm. Mortimer.....	Toronto.....	4,000	800
Clark, Helen Gordon.....	".....	2,500	500
Clark, Gordon Mortimer.....	".....	1,000	200
Clark, Jeannie Mortimer.....	".....	500	100
Clark, Elizabeth Gordon.....	".....	500	100
Simon, M. H. Ernest.....	Rivière du Loup, Que.....	1,000	200
Cameron, John Alexander.....	Montreal.....	5,000	1,000
Cornack, John Graham.....	North Bay, Ont.....	100	20
Cox, Hon. George A.....	Toronto.....	2,500	500
Cromar, Barbara.....	".....	500	100
Colson, Chas. H.....	Montreal.....	1,000	200

SESSIONAL PAPER No. 8

THE ROYAL VICTORIA LIFE INSURANCE COMPANY—Continued.

LIST OF SHAREHOLDERS—Continued.

Name.	Residence.	Amount	Amount
		subscribed for.	paid in Cash.
		\$	\$
Clemesha, John W., M.D.	Port Hope, Ont.	2,000	400
Colville, James.	Leskard, Ont.	1,000	200
Clarke, Wm. H., M.D.	Lindsay, Ont.	1,000	200
Coote, Patrick, M.D.	Quebec	1,000	200
Coote, Caroline T.	"	500	100
Carter, Stewart J.	Montreal.	1,500	300
Chapman, Ephraim R.	St. John, N. B.	200	40
Carter, Alice S.	Montreal.	500	100
Carter, Lila A.	"	500	100
Cann, Mrs. Elizabeth	Bowmanville.	500	100
Cann, William	"	500	100
Costello, Michael.	Vancouver, B. C.	1,500	300
Christie, Wm. J.	Winnipeg, Man.	1,500	300
Chauveau, Alex.	Quebec	1,500	300
Collins, Joshua D.	Peterboro', Ont.	5,900	1,180
Campbell, Peter	"	1,000	200
Chisholm, Wm.	Halifax, N.S.	1,500	300
Dawes, T. A.	Lachine.	2,000	400
Dow, Mary	Montreal.	5,000	1,000
Deeks, Wm. E., M.D.	"	500	100
Dawson, Wm. V.	"	1,000	200
Dawson, B.	"	2,500	500
Desjardins, Hon. A.	"	1,000	200
Dunn, Timothy H., estate of late.	Quebec	5,000	1,000
Dufresne, Alex. R.	Montreal.	500	100
Doyle, William	Quebec.	1,000	200
Dunton, R. A.	Montreal	2,500	500
Davies William	Toronto.	2,500	500
Durnford, Geo. and Augustus D., in trust.	Montreal.	2,500	500
Donnelly, Thomas	Kingston	2,000	400
Dennistoun, Katherine A.	Peterboro', Ont.	7,000	1,400
Dafoe, Wm. A., M.D.	Madoc, Ont.	2,000	400
Dumoulin, P. B.	Quebec.	2,000	400
Elliot, James	Montreal.	2,500	500
Edgell, Stephen.	Sherbrooke.	500	100
Emory, W. J. Hunter, M.D.	Toronto.	1,000	200
Forget, Hon. L. J.	Montreal.	10,000	2,000
Fry, Henry	"	1,000	200
Finley, Samuel	"	5,000	1,000
Forget, Rodolphe	"	5,000	1,000
Fraser, H. R.	Sherbrooke.	500	100
Fairie, Annie L.	Montreal.	5,000	1,000
Fairbairn, James B.	Bowmanville, Ont.	1,000	200
Fisher, Roswell C.	Montreal.	2,000	400
Foster, Richard.	Bowmanville, Ont.	2,500	500
Fulford, George T.	Brockville, Ont.	25,000	5,000
Grass, Ruliff	Toronto, Ont.	2,500	500
Gardner, James	Montreal.	5,000	1,000
Gault, Andrew F.	"	20,000	4,000
Gilman, F. E.	"	5,000	1,000
Gordon, Charles B.	"	1,000	200
Gravel, J. O.	"	5,000	1,000
Gironx, Edmond	Quebec.	1,000	200
Gilmour, Thomas	Brockville, Ont.	10,000	2,000
Graham, John.	Woodstock, N.B.	5,000	1,000
Grist, Chas.	Strathroy, Ont.	2,000	400
Gage, W. J.	Toronto	5,000	1,000
Galbraith, Mary.	Bowmanville, Ont.	500	100
Galbraith, Margaret.	"	500	100
Galbraith, Jean.	"	500	100
Gilmour, James H.	Brockville, Ont.	5,000	1,000
Graham, Mrs. M. G.	Ottawa	3,000	600
Gordon, Jas. Thos.	Winnipeg	1,500	300
Hogg, W. D.	Ottawa	1,500	300
Hope, John	Montreal.	10,000	2,000
Hosmer, Charles R.	"	5,000	1,000

1-2 EDWARD VII., A. 1902

THE ROYAL VICTORIA LIFE INSURANCE COMPANY—Continued.

LIST OF SHAREHOLDERS—Continued.

Name.	Resident.	Amount subscribed for.	Amount paid in cash.
		\$	\$
Holt, H. S.	Montreal.	10,000	2,000
Herridge, Rev. Wm. T.	Ottawa	5,000	1,000
Hagne, George	Montreal.	5,000	1,000
Hickson, Lady Catherine	"	7,500	1,500
Hyde, George	"	1,000	200
Hart, Frank J.	"	5,000	1,000
Hodgson, Jonathan	"	10,000	2,000
Hodgson, Thos. E.	"	5,000	1,000
Hodgson, Chas. J.	"	2,500	500
Hodgson, Chas. J. (in trust).	"	5,000	1,000
Haszard, F. L.	Charlottetown, P.E.I.	500	100
Hurd, A. S.	Sherbrooke	500	100
Huot, Philippe	Quebec	2,500	500
Hartt, George F.	Montreal.	2,500	500
Hingston, Sir Wm., M.D.	"	5,000	1,000
Hannaford, E. P.	"	10,000	2,000
Hackett, Francis J., M.D.	"	1,000	200
Henry, Arthur R.	Quebec	1,000	200
Hoskin, Alfred	Toronto	2,000	400
Hackett, Michael W.	Montreal.	1,500	300
Hodgson, Sarah	Lacolle, Que.	10,000	2,000
Hoare, Chas. W.	Walkerville, Ont.	1,500	300
Hume, John	Port Hope, Ont.	4,000	800
Hara, Frederick N.	Merritton, Ont.	1,000	200
Harcourt, R. B. (in trust).	Toronto	1,500	300
Hopkins, Gerard H.	Lindsay, Ont.	1,000	200
Hoar, Thomas.	Bowmanville, Ont.	5,000	1,000
Haines, George	"	2,500	500
Higginbotham, John	"	2,000	400
Hillier, S. C., M.D.	"	2,500	500
Hackett, Rev. J. P.	Sth. Hadley Falls, Mass, U.S.	1,000	200
Hall, Edward H. D.	Peterboro', Ont.	1,800	360
Harris, Robt. W.	Vancouver, B.C.	1,500	300
Inches, Mary D. I.	St. John, N.B.	1,000	200
Irvine, John	Milford, N.B.	500	100
Irwin, Wm. J.	Peterboro', Ont.	1,000	200
Jordan, Rev. Louis H. (in trust).	Toronto	5,000	1,000
Jones, Jas. Robt., M.D.	Winnipeg, Man.	1,000	200
Jamieson, Jas. A.	Montreal	5,000	1,000
Job, John S.	Hamilton	1,500	300
Love, Robert W.	Toronto	1,000	200
Laliberté, J. B.	Quebec	1,000	200
Letellier, Alphonse	"	1,000	200
LeMoine, Gaspard	"	5,000	1,000
Lount, Frederick Alex.	Cobourg, Ont.	500	100
Lefroy, Harold B.	Toronto	1,000	200
Larue, Vildebon W.	Quebec	2,000	400
Love, Andrew T.	"	1,000	200
Labatt, John	London, Ont.	10,000	2,000
Lundy, John James	Peterboro', Ont.	5,000	1,000
Maxwell, Edward	Montreal	5,000	1,000
Morson, W. A. O.	Georgetown, P.E.I.	500	100
Macintosh, John	Montreal	5,000	1,000
Macintosh, Preble.	"	1,000	200
Macneider & Co. James	Quebec	1,000	200
Macnair, Andrew D.	Glasgow, Scotland	15,000	3,000
Morrice, David	Montreal.	5,000	1,000
Morrice, Annie S.	"	5,000	1,000
Morrice, W. J.	"	2,500	500
Mackay, Robert	"	20,000	4,000
Mackinnon, Donald A.	Georgetown, P.E.I.	500	100
Macdougall Bros.	Montreal.	5,000	1,000
Marsh, Wm. A.	Quebec	1,000	200
Meredith, Arthur	Toronto	5,000	1,000
Marcoux, Louis Cyrille	Quebec	1,000	200
Michie, Sophia. estate.	Toronto	5,000	1,000
Miller, Mrs. Pauline C. L.	"	2,500	500

SESSIONAL PAPER No. 8

THE ROYAL VICTORIA LIFE INSURANCE COMPANY—Continued.

LIST OF SHAREHOLDERS—Continued.

Name.	Residence.	Amount subscribed for.	Amount paid in Cash.
		\$	\$
Macara, John	Quebec	1,000	200
Mackay, Donald (in trust)	Toronto	10,000	2,000
Molsons' Bank	Montreal	5,000	1,000
Morton, Henry	"	2,500	500
Morton, Miss Annie	"	2,000	400
Morton, Phillips & Co.	"	2,000	400
Metcalfe, Chas. P.	"	500	100
Matthews, W. D.	Toronto	10,000	2,000
Morrow, John	London, Eng.	2,500	500
Magwood, John	Lindsay	1,000	200
Metcalfe, Henry Duncan	Winnipeg	1,500	300
Mudie, John	Kingston, Ont.	1,000	200
MacLaren, Mrs. Emma	Brockville, Ont.	10,000	2,000
MacLaren, John	"	10,000	2,000
Moore, Vincent Howard	"	1,000	200
MacVicar, D. N.	Montreal	1,000	200
Mackintosh, William	Madoc, Ont.	1,500	300
Murphy, John	Halifax	1,500	300
McAuliff, Michael	Welland, Ont.	2,500	500
McFarlane, Margaret K.	Montreal	5,000	1,000
McGannon, W. H.	Morrisburg, Ont.	500	100
McManamy, Daniel	Sherbrooke, Que.	1,000	200
McFarlane, Alice Maude R.	Montreal	1,000	200
MacLeod, James	Charlottetown, P.E.I.	500	100
McFee, Alexander	Montreal	1,000	200
McLaughlin, James W.	Bowmanville, Ont.	2,500	500
McDonald, Wm. A.	Lockeport, N.S.	1,000	200
McClellan, John	Bowmanville, Ont.	1,000	200
McIver, John B.	Kingston, Ont.	1,000	200
McConochie, Sam. W.	Hamilton, Ont.	5,000	1,000
McClellan, Jas. Alex.	Bowmanville, Ont.	1,000	200
Neelands, Jacob	Lindsay, Ont.	3,000	600
Needler, William	"	15,000	3,000
Needler, Mary Emelia	Millbrook, Ont.	1,500	300
Needler, Henrietta	"	1,500	300
O'Brien, Hon. James	Montreal	10,000	2,000
Ogilvy, Sr., Jas. A., in trust	"	500	100
Ogilvy, John, in trust	"	500	100
Oldright, Henry H., M.D.	Toronto	1,000	200
O'Reilly, Edward	Winnipeg	1,000	200
O'Flynn, Frederick Wm.	Madoc Village, Ont.	5,000	1,000
O'Flynn, Harry Herbert	"	5,000	1,000
Osler, E. B.	Toronto	5,000	1,000
Palmer, Charles	Charlottetown, P.E.I.	1,000	200
Pentland, C. A.	Quebec	1,000	200
Porter Estate, Executors of the	Bowmanville	700	140
Picken & Co., J. B.	Montreal	5,000	1,000
Price, Wm.	Quebec	5,000	1,000
Paradis, Etienne	"	1,000	200
Penman, John	Paris, Ont.	5,000	1,000
Purslow, Adam	Port Hope, Ont.	5,000	1,000
Pickup, Samuel W. W.	Granville Ferry, N.S.	1,000	200
Paterson, Thomas	Bowmanville, Ont.	5,000	1,000
Pollard, Jacob	"	2,500	500
Pearson, George	"	1,500	300
Patterson, Andrew	Montreal	2,500	500
Pearse, Edgecombe	Peterboro', Ont.	1,000	200
Quick, Frederick	Belleville, Ont.	2,000	400
Quay, William	Port Hope, Ont.	5,000	1,000
Ramsay, W. M., Hoare, C.S., M'Kergow, J., trustees	Montreal	5,000	1,000
Rankin, Conn. Donley	Charlottetown, P.E.I.	1,000	200
Ross & Sons, P. S.	Montreal	5,000	1,000
Roddick, T. G., M.D.	"	5,000	1,000
Ross, John T.	Quebec	5,000	1,000
Rioux Narcisse	"	1,000	200
Rahtjen, Miss A. M.	Toronto	5,000	1,000

THE ROYAL VICTORIA LIFE INSURANCE COMPANY—*Concluded.*LIST OF SHAREHOLDERS—*Concluded.*

Name.	Residence.	Amount subscribed for.	Amount paid in cash.
		\$	\$
Robins, William	Walkerville, Ont.	2,000	400
Roblin, Rodmond P.	Winnipeg	1,500	300
Robinson, James	Montreal	5,400	1,080
Scott, E.	"	5,000	1,000
Smith, Chas. F.	"	5,000	1,000
Smith, Clarence F.	"	2,000	400
Sumner, George	"	5,000	1,000
Starke, Geo. R.	"	5,000	1,000
Sims, A. Haig	"	5,000	1,000
Scott, W. P.	"	1,000	200
Stephenson, James	Cheltenham, England	5,000	1,000
Sanderson, Frank	Hamilton	1,000	200
Snyder, L. P.	North Bay, Ont.	1,000	200
Smith, W. A. De Wolf	New Westminster	500	100
Sharples, Margaret A.	Quebec	2,000	400
Swan, Henry	Toronto	1,500	300
Steele, James J.	Dundas, Ont.	5,000	1,000
Shaw, Charles H.	Quebec	700	140
Shaw, Sam. K.	"	700	140
Shaw, F. L.	"	800	160
Smith, Chas. A.	Port Hope, Ont.	1,000	200
Scott, Robert F.	Toronto	5,000	1,000
Stewart, John J.	Halifax, N.S.	1,500	300
Stewart, Wilhelmina G.	Toronto	2,500	500
Snetsinger, John G.	Moulinette, Ont.	6,000	1,200
Turner, Richard	Quebec	1,000	200
Trenholm, William Henry	Hochelaga	1,000	200
Twomey, Denis Augustus	Morrisburg, Ont.	1,000	200
Taylor, F. C.	London, Ont.	1,000	200
Taylor, Sir Thos. W.	Winnipeg	5,000	1,000
Thompson, Alexander	Strathroy, Ont.	2,000	400
Tamblyn, William Ware	Bowmanville, Ont.	2,100	420
Trees, Samuel	Toronto	7,500	1,500
Taschereau & Lavery	Quebec	1,000	200
Vallière, Philippe	"	1,000	200
Veais, Elizabeth	Toronto	10,000	2,000
Vallee, Arthur, M.D.	Quebec	5,000	1,000
Verret, Miss Odile Belleau	"	2,000	400
Vanstone, J. Cyrus	Bowmanville, Ont.	2,500	500
Wilson, James	Montreal	2,500	500
Weddell, Robert Jr.	Trenton, Ont.	2,500	500
Webb, Mabel T.	Quebec	5,000	1,000
Webster, William M.P.	Halifax, N.S.	2,500	500
Woods, James W.	Ottawa	1,000	200
Worthington, E. B.	Sherbrooke, Que.	500	100
White, William, J.	Montreal	1,000	200
Warden, Robert H.	Toronto	5,000	1,000
White, Richard	Montreal	500	100
Warwick, Francis Wm.	Buckingham, Que.	1,500	300
Whitby, Oliver R.	Paris, Ont.	1,000	200
Waddell, James Norris	Hamilton, Ont.	300	60
Waddell, Frank Russell	"	300	60
Waddell, Mrs. K. A.	"	300	60
Wallace, George Henry	Wolfville, N.S.	1,000	200
Wilson, Matthew Steele	Dundas, Ont.	5,000	1,000
Waters, George, M.D.	Cobourg, Ont.	2,000	400
Williams, William Henry	Bowmanville, Ont.	2,000	400
Woods, William	"	2,500	500
Wickett, John	Port Hope, Ont.	2,500	500
Westley, R. A., M.D.	Montreal	1,000	200
Waddell, Hugh	Peterboro', Ont.	1,500	300
Williams, James	Brockville, Ont.	2,300	460
Webb, E. E.	Quebec	1,500	300
Wilson, David Henry, M.D.	Vancouver, B.C.	1,500	300
Yuile, William	Montreal	5,000	1,000
Total		\$1,000,000	\$200,000

SESSIONAL PAPER No. 8

THE SUN LIFE ASSURANCE COMPANY OF CANADA.

LIST OF DIRECTORS—(As at December 31, 1901).

Robertson Macaulay, President; Hon. A. W. Ogilvie, Vice-President; S. H. Ewing, James Tasker,
J. P. Cleghorn, Murdock McKenzie, Alex. Macpherson, T. B. Macanlay, J. R. Dougall, M.A

LIST OF SHAREHOLDERS—(As at December 31, 1901).

Name.	Re-idence.	Number of shares.	Amount Subscribed for.	Amount paid in Cash.
			\$	\$
Abbott, Albert.....	Brockville.....	52	5,200	780
Abbott, Edwin.....	".....	33	3,300	495
Alexander, Chas.....	Montreal.....	130	13,000	1,950
Allan, Mrs A. S.....	".....	4	400	60
Allan, John.....	Winnipeg.....	44	4,400	660
Allan, Robert A.....	Montreal.....	44	4,400	660
Allan, Arch. A.....	".....	59	5,900	885
Allan, Robt. A.....	".....	44	4,400	660
Allan, Wm. A. } Executors.....	".....	44	4,400	660
Allen, Miss Margaret.....	London, Eng.....	6	600	90
Anderson, Mrs. A. E.....	Westmount.....	21	2,100	315
Anderson, Mrs. Frances D.....	Ottawa.....	43	4,300	645
Baker, Edwin S.....	Winnipeg.....	10	1,000	150
Balfour, G. H., Manager, in trust.....	Montreal.....	125	12,500	1,875
Bate, Henry A., in trust.....	Ottawa.....	1	100	15
Bate, Henry A. ".....	".....	1	100	15
Bate, Henry A. ".....	".....	1	100	15
Bate, Henry A. ".....	".....	1	100	15
Bate, H. G.....	".....	100	10,000	1,500
Bate, Wm. T.....	".....	28	2,800	420
Bell, John, K.C.....	Belleville.....	11	1,100	165
Black, Rev. J. R.....	Kingston.....	7	700	105
Black, Mrs. Annie.....	Halifax.....	26	2,600	390
Blackader, Mrs. R. L.....	Montreal.....	5	500	75
Bryson, Miss M. H.....	Boston, Mass.....	25	2,500	375
Burland, G. B.....	Montreal.....	26	2,600	390
Cameron, J. H.....	New Haven, Conn.....	13	1,300	195
Campbell, F. W., M.D.....	Montreal.....	20	2,000	300
Cassils, Charles.....	".....	33	3,300	495
Cathcart, Rev. N.....	Guernsey, C.I.....	32	3,200	480
Chisholm, Mrs. Margaret.....	Belleville.....	27	2,700	405
Clarke, E. O.....	London, Eng.....	5	500	75
Cleghorn, J. P.....	Montreal.....	36	3,600	540
Collins, J. D.....	Peterboro.....	105	10,500	1,575
Coulson, D.....	Toronto.....	13	1,300	195
Cox, Hon. Geo. A.....	".....	52	5,200	780
Cox, T. F., pro-manager in trust.....	Montreal.....	120	12,000	1,800
Cross, Selkirk, K.C.....	".....	46	4,600	690
Cushing, Mrs. L. M.....	".....	17	1,700	255
Cushing, Mrs. L. M., in trust.....	".....	5	500	75
DeLisle, A. M., Estate of late.....	".....	40	4,000	600
DeLisle, M. Nowlan.....	".....	12	1,200	180
Dickson, W. B., Anderson, R. D., and Allan, R. A., in trust.....	".....	114	11,400	1,710
Dickson, W. B.....	Longue Pointe, Que.....	21	2,100	315
Dougall, John Redpath, M.A.....	Montreal.....	25	2,500	375
Dougherty, C. B.....	Ottawa.....	26	2,600	390
Ewing, S. H.....	Montreal.....	73	7,300	1,095
Fair, Robert, in trust.....	Peterboro.....	16	1,600	240
Fairbairn, Mrs. Jane R.....	".....	20	2,000	300
Filgate, Samuel.....	Montreal.....	10	1,000	150
Forster, Rev. J. Lawson, D. D.....	London, Eng.....	167	16,700	2,505
Franklin, Miss S. J.....	Toronto.....	25	2,500	375
Fry, Mrs. Laura.....	Montreal.....	11	1,100	165
Garland, C. Simpson.....	".....	20	2,000	300
Gault, Arthur F.....	".....	5	500	75
Gault, C. Ernest.....	".....	5	500	75
Gault, Leslie H.....	".....	5	500	75
Gault, Miss E. M.....	".....	5	500	75
Gault, Miss M. F.....	".....	5	500	75

1-2 EDWARD VII., A. 1902

SUN LIFE ASSURANCE COMPANY OF CANADA—Continued.

LIST OF SHAREHOLDERS—Continued.

Name.	Residence.	Number of shares.	Amount subscribed for.	Amount paid in Cash.
			\$	\$
Gault, Mrs. E. J., in trust.....	Montreal.....	1	100	15
Gault, M. H.....	".....	5	500	75
Gault, Percy R.....	".....	6	600	90
George, Rev. J. H., D.D.....	Chicago.....	30	3,000	450
Gilmour, J. H.....	Brockville.....	26	2,600	390
Gilroy, Thos.....	Winnipeg.....	15	1,500	225
Gilroy, Mrs Beatrice.....	".....	111	11,100	1,665
Greene, E. K.....	Montreal.....	65	6,500	975
Gunter, J. B.....	Fredericton.....	2	200	30
Hall, Miss J. A.....	Ottawa.....	59	5,900	885
Hamilton, Alexander.....	Montreal.....	65	6,500	975
Hendershot, Mrs. A. M.....	St. John, N.B.....	52	5,200	780
Henderson, J. A., M.D.....	Montreal.....	10	1,000	150
Hill, Wm. H.....	Peterboro'.....	68	6,800	1,020
Hingston, Sir Wm. H., M.D.....	Montreal.....	13	1,300	195
Horsey, E. H., M.D., M.P.....	Owen Sound.....	20	2,000	300
Horwood, Edgar L.....	Ottawa.....	10	1,000	150
Ibbotson, Mrs. F. L.....	Montreal.....	4	400	60
Leney, John M.....	Westmount.....	5	500	75
Leney, Mrs. Lucinda.....	".....	16	1,600	240
Lever, Mrs. M. Edythe.....	New York.....	5	500	75
Little, James.....	Belleville.....	30	3,000	450
Macaulay, R.....	Montreal.....	699	69,900	10,485
Macaulay, R., in trust.....	".....	234	23,400	3,510
Macaulay, R.....	".....	130	13,000	1,950
Macaulay, R.....	".....	113	11,300	1,695
Macaulay, T. B.....	".....	80	8,000	1,200
Macaulay, Mrs. H. M.....	".....	33	3,300	495
Macaulay, Herbert R., M.D.....	Shanghai.....	23	2,300	345
Macaulay, Mrs. A. I.....	".....	20	2,000	300
Macdonald, J. K., in trust.....	Toronto.....	40	4,000	600
Macnaughton, Mrs. J. B.....	Kingston.....	32	3,200	480
Macpherson, Alex.....	Montreal.....	26	2,600	390
McCarthy, Jas. M.....	".....	21	2,100	315
McCarthy, John G.....	".....	21	2,100	315
McDonald, K.....	Ottawa.....	49	4,900	735
McFarlane, Mrs. M. K.....	Montreal.....	65	6,500	975
McGill, Charles.....	Peterboro'.....	137	13,700	2,055
McKenzie, Murdoch.....	Montreal.....	459	45,900	6,885
McKenzie, M. & Co.....	".....	20	2,000	300
McLachlan, Mrs. Elizabeth W.....	".....	2	200	30
McLachlan, Mrs. Elizabeth W., in trust.....	".....	1	100	15
May, Geo. S.....	Ottawa.....	35	3,500	525
Meyer, H. W. C., Estate late.....	Calgary, Alta.....	14	1,400	210
Meyer, J. T. L., and C. C. Ross, in trust.....	Toronto.....	4	400	60
Miller, Miss J. G.....	Montreal.....	25	2,500	375
Miller, Mrs. Elizabeth Smith.....	".....	15	1,500	225
Miller, Wm. T.....	".....	2	200	30
Ogilvie, Hcn. A. W.....	".....	210	21,000	3,150
Perley, Geo. H.....	Ottawa.....	50	5,000	750
Piddington, T. A., Billingsley, F., and Mann, Wm., executors.....	Montreal.....	140	14,000	2,100
Piddington, Thos. A.....	Quebec.....	35	3,500	525
Piddington, Samuel.....	Ottawa.....	35	3,500	525
Piddington, Alfred.....	Montreal.....	35	3,500	525
Piddington, Mrs. Annie (Institute).....	Quebec.....	35	3,500	525
Pitblado, J., and Irwin W., Trustees.....	Toronto.....	21	2,100	315
Proctor, C. D., Estate late.....	Montreal.....	7	700	105
Reekie, Miss Jessie C.....	Westmount.....	33	3,300	495
Reekie, Miss Isabella G.....	".....	33	3,300	495
Reid, John R.....	Ottawa.....	10	1,000	150
Reid Geo. E.....	London, Eng.....	10	1,000	150
Ridout, Mrs. Kezia.....	Sherbrooke.....	34	3,400	510
Robertson, Henry.....	Montreal.....	40	4,000	600
Roger, Miss Isabella.....	Peterboro.....	46	4,600	690

SESSIONAL PAPER No. 8

SUN LIFE ASSURANCE COMPANY OF CANADA—*Concluded.*LIST OF SHAREHOLDERS—*Concluded.*

Name.	Residence.	Number of shares.	Amount subscribed for.	Amount paid in Cash.
			\$	\$
Ross, Mrs. C. C.	Montreal	12	1,200	180
Ross, Rev. D., D.D.	Kingston	26	2,600	390
Ross, Frank W.	Quebec	260	26,000	3,900
Ross, J. G.	Montreal	10	1,000	150
Ross, P. S. & Sons	"	1	100	15
Ross, W. G.	"	11	1,100	165
Rowlands, Mrs. C. S.	Aberdeen, N.C.	12	1,200	180
Ryan, John	Toronto	33	3,300	495
Ryan, Mrs. M. I.	"	130	13,000	1,950
Smith, R. Wilson	Montreal	26	2,600	390
Snasdell, J. S.	"	8	800	120
Stevenson, Miss Agnes S.	Quebec	12	1,200	180
Stevenson, James A.	Montreal	10	1,000	150
Stevenson, Miss J. E.	"	12	1,200	180
Strong, Mrs. A. W.	"	10	1,000	150
Tasker, James	"	256	25,000	3,750
Voss, Mrs. M. A., in trust	"	35	3,500	525
Waddell, Hugh	Peterboro	25	2,500	375
Waldie, John	Toronto	100	10,000	1,500
Wanless, Mrs. Harriet	St. Catharines	16	1,600	240
Ward, Mrs. E. B.	Westmount	32	3,200	480
Warden, Rev. R. H., D.D.	Montreal	119	11,900	1,785
Warner, Mrs. L. C.	Toronto	23	2,300	345
Whyte, Mrs. G. A.	Winnipeg, Man.	22	2,200	330
Wilkes, Alfred J., K.C.	Brantford	30	3,000	450
Wilkes, Mrs. E. F.	"	21	2,100	315
Williams, Miss J. A. C.	Superior, Wis., U.S.	5	500	75
Wilson, John	Montreal	33	3,300	495
Workman, Thomas, in trust	Ottawa	48	4,800	720
	Total	7,000	700,000	105,000

1-2 EDWARD VII., A. 1902

WESTERN ASSURANCE COMPANY.

LIST OF DIRECTORS—(As at December 31, 1901).

Hon. Geo. A. Cox, President; J. J. Kenny, Vice-President and Managing Director; Hon. S. C. Wood, Robert Beaty, Geo. R. R. Cockburn, Geo. McMurrich, W. R. Brock, Hugh N. Baird, James Kerr Osborne, E. R. Wood.

LIST OF SHAREHOLDERS—(As at December 31, 1901).

Name.	Residence.	Amount Subscribed.	Amount paid in Cash.
		\$	\$
Ames, A. E. & Co.	Toronto	9,200	9,200
Agar, Miss Florence	"	440	440
Anderson, Win	"	11,000	11,000
Arkell, F. Henry	"	8,000	8,000
Armstrong, Miss M. A.	Chagrin Falls, Ohio	200	200
Atlas Loan Company	St. Thomas, Ont	36,000	36,000
Armstrong, Mrs. E., in trust	Toronto	1,040	1,040
Alexander, Miss J. E.	Woodstock	1,200	1,200
Acheson, Mrs. Agnes C.	Buffalo, N. Y.	480	480
Armstrong, Mrs. E.	Toronto	2,920	2,920
Arkell, Miss Edith M	"	120	120
Ayles, Miss Anna	"	480	480
Baines, C. C.	"	80	80
Bank of Ottawa, in trust	"	12,000	12,000
Beaty, Robt., & Co.	"	1,000	1,000
Brough, T. G., manager in trust	"	34,120	34,120
Bain, John, trustee	"	640	640
Bain, Thomas	Dundas	2,000	2,000
Bassett, Miss Mary J. C.	Bowmanville, Ont.	800	800
Bate, Thomas B.	St. Catharines, Ont.	4,000	4,000
Bate, W. T.	"	2,000	2,000
Battersby, C., M.D.	Port Dover, Ont	1,040	1,040
Baxter, Miss Ellen M	Burlington, Ont.	4,000	4,000
Beaty, Robt., estate late	Toronto	3,000	3,000
Beaty, Jno. W.	"	600	600
Beemer, Miss Clara	"	560	560
Beemer, Frank, M.D.	London	1,360	1,360
Bond, Jno. M	Guelph	1,000	1,000
Boomer, H. C	Toronto	2,000	2,000
Boswell, Mrs. Charlotte	"	4,000	4,000
Brock, W. R., M.P.	"	1,280	1,280
Brown, Wm., estate of late	Owen Sound	4,000	4,000
Brown, Mrs. Cornelia	"	6,000	6,000
Betley, Mrs. D. E., estate of late	Toronto	3,000	3,000
Brunton, Mrs. Harriet A.	Newmarket	2,000	2,000
Bedell, Geo. W.	Toronto	6,000	6,000
Bain, John	"	800	800
Browne, Rev. George	"	1,200	1,200
Beemer, Miss Kate A.	"	1,400	1,400
Burke, E. W.	"	3,200	3,200
Baillie, J. E.	"	1,000	1,000
Bickerdike, Robt.	Montreal	3,000	3,000
Baird, Hugh N.	Toronto	1,600	1,440
Blain, Mrs. Eliza, estate of	"	9,000	6,300
Brown, Robt. S.	"	2,000	1,800
Bassett, Thomas	Bowmanville	1,200	1,200
Bean, Rev. W. H.	Yonkers, N. Y.	720	648
Burns, Geo. Ferrier	Toronto	4,000	3,600
Earker, Samuel	Hamilton	6,640	6,640
Bassett, Mrs. Annie	Bowmanville	1,000	1,000
Bond, Mrs. Annie	Toronto	800	400
Bingham, Geo. A.	Aylmer, Ont.	800	600
Central Canada Loan and Savings Co.	Toronto	83,360	83,360
Craig, Mrs. F. G.	Kingston	80	72
Caldwell, J. B.	Newmarket	1,000	500
Cooch, A. C.	Toronto	5,280	4,752
Craig, Rev. R. J., in trust	Kingston	40	36
Carpenter, E. R.	Collingwood	2,400	2,160

SESSIONAL PAPER No. 8

WESTERN ASSURANCE COMPANY—Continued.

LIST OF SHAREHOLDERS—Continued.

Name.	Residence.	Amount Subscribed.	Amount paid in Cash.
		\$	\$
Cooch, Herbert C.	Toronto	480	432
Crowe, Jno	Guelph	12,000	10,800
Crowther, W. C.	Toronto	800	720
Chipman, Willis	"	4,000	3,600
Carruthers, Geo. A.	Winnipeg	4,000	3,600
Canada Life Assurance Co.	Toronto	60,000	60,000
Confederation Life Association, in trust.	"	10,000	10,000
Campbell, A. M., manager in trust.	Lucan	8,000	8,000
Cameron, Mrs. Annie	Toronto	1,600	1,600
Campbell, Mrs. Eleanor	Stonewall, Man.	1,000	1,000
Campbell, Peter McL	Collingwood	800	800
Carey, Wm., estate of late	Toronto	2,400	2,400
Carlyle, Jas., M.D., estate late.	"	5,000	5,000
Carlyle, Mrs. W. D.	"	2,800	2,800
Carmelite Sisters	Baltimore, Md.	720	720
Carmichael, Wm.	Woburn	1,000	1,000
Carpenter, Miss S. P.	Collingwood	1,600	1,600
Carruthers, James	Toronto	18,000	18,000
Cawthra, Mrs. E. J.	"	1,000	1,000
Chester, George	Scarboro'	2,000	2,000
Childerhose, Mrs. I. C.	Parry Sound	400	400
Chute, Eliza and Agnes, in trust.	Toronto	600	600
Clark, Andrew	Dundas	4,000	4,000
Cleaves, Matthew P., in trust.	Toronto	2,000	2,000
Closson, Nolin C. P.	"	80	80
Cockburn, Geo. R. R.	"	10,000	10,000
Colby, Alfred F.	"	1,600	1,600
Coleman, E. H.	Belleville	200	200
Cole, Wm	Galt	1,600	1,600
Corcoran, J. W.	Toronto	3,000	3,000
Couch, Wm. B.	Bowmanville	2,000	2,000
Coutts, James	Muskoka	2,000	2,000
Cox, Hon. Geo. A.	Toronto	50,000	50,000
Cox, Mrs. Annie S.	Paris	2,440	2,440
Cunningham, Robert	Guelph	3,000	3,000
Campbell, D.	Trumansburg, N. Y.	1,880	1,880
Cawthra, E. J. and W. H., in trust.	Toronto	2,200	2,200
Cryderman, J. H.	Bowmanville	2,000	2,000
Creelman, A. R., K.C.	Toronto	4,000	4,000
Comstock, Mrs. Sarah R.	New York, N. Y.	2,400	2,400
Coldbeck, Geo.	Woodstock	2,000	2,000
Cawthra, W. H.	Toronto	600	600
Curry, Miss Louise S.	Omeme	640	640
Crosbie, C. S.	Halifax	1,000	1,000
Coffee, J. F.	Toronto	2,000	2,000
Canada Trust Company.	London	2,400	2,400
Clark, Jas. A.	Greensville	1,000	1,000
Corlett, Mrs. Margt. E.	Toronto	200	200
Dupuis, Mrs. Annie	Kingston	800	800
Dalton, C. C.	Toronto	18,000	18,000
Dalton, Miss Jamie E.	"	3,000	3,000
DeGex, Leonard M.	Strathroy	3,600	3,600
Dalton, A. E.	Toronto	1,000	1,000
Dalton, Miss Mary R.	"	1,000	1,000
Donnelly, Capt. Thos.	Kingston	400	220
Dadson, Mrs. A. V. S.	Paris	4,000	4,000
Davies, Mrs. Emma	Toronto	2,000	2,000
Dewart, Rev. E. H., D.D.	"	1,000	1,000
Dickson, Robt	St. Mary's	8,000	8,000
Dight, Norris	Lucan	800	800
Duff, Miss Maria E.	Toronto	280	280
Duffett, Walter	"	1,200	1,200
Dundas, J. W., estate late	"	2,000	2,000
Dunlop, Mary M.	Richmond, Va.	80	80
Dunnett, Thomas	Toronto	3,000	3,000

WESTERN ASSURANCE COMPANY—Continued.

LIST OF SHAREHOLDERS—Continued.

Name.	Residence.	Amount Subscribed.	Amount paid in Cash.
		\$	\$
Denny, John	"	4,000	4,000
Digby, J. W. and R. S. Schell, trustees	Brantford	8,000	8,000
Dexter, Geo. J.	Atlanta, Ga.	1,000	1,000
Eakins, W. G.	Toronto	800	720
Elliott, Miss Kate E.	London	2,400	2,400
Evans, Rev. E., D.D., estate of late.	"	1,920	1,920
Emery, Mrs. C. H.	Port Burwell	1,000	1,000
Ewing, Mrs. Isabella.	Collingwood	1,000	1,000
Fergusson & Blaikie	Toronto	1,720	1,584
Fletcher, Rev. D. H.	Hamilton	3,440	3,096
Frazer, Mrs. Margt. S.	Toronto	1,200	1,020
Ferrah, Robt.	Galt.	280	280
Field, Mrs. Isabel	Toronto	2,000	2,000
Fitton, Henry W.	Orillia.	3,000	3,000
Fitton, H. W. & C. E., in trust.	Toronto	600	600
Fitton, C. E. and H. W., trustees.	"	800	800
Fitton, Mrs. Lillias.	"	320	320
Fitzgerald, Thomas.	Bowmanville.	1,000	1,000
Forbes, Robt., estate late.	Hespeler	8,320	8,320
Forster, J. W. L.	Toronto	400	400
Foster, Mrs. Jane M.	St. Thomas.	1,040	1,040
Foulds, Mrs. Mary	Toronto	4,000	4,000
Freysing, Peter	"	7,000	7,000
Fulton, R. R.	Woodstock.	6,640	6,640
Flavelle, Joseph W.	Toronto	38,880	38,880
Fitzgerald, Wm.	"	200	100
Gosling, F. J. and F. E. Kilvert, in trust.	"	2,920	2,628
Gill, Robt.	Ottawa	800	720
Gordon, Wm.	Toronto	120	60
Gowan, Hon. Jas. R.	Barrie.	6,800	6,800
Gibson, Wm.	Beamsville.	16,480	14,832
George, Mrs. M. M.	Toronto	1,480	1,332
Gilmor, Miss Alice.	"	200	180
Ganton, F. R., estate of late	Winnipeg	400	320
Gamble, Geo.	Toronto	600	390
Gamsby, Mrs. Rosa A. B.	"	3,840	3,840
Garrett, Mrs. Minnie L.	Kingston.	1,000	1,000
Gash, Mrs. Jane.	Toronto	1,000	1,000
Gibson, Mrs. E. M.	Hamilton	4,000	4,000
Gilmor, Miss Kate.	Toronto	120	120
Goad, Chas. E.	"	6,000	6,000
Gould, Isaac J.	Uxbridge.	8,000	8,000
Grahar, Mrs. Ada	Toronto	2,000	2,000
Grant, Miss Aggie G.	Woodville	2,880	2,880
Grassett, F. LeM., M.D.	Toronto	2,280	2,280
Gray, Wm.	New York City.	400	400
Gowans, John	Toronto	10,000	10,000
Gamble, Mrs. Matilda	"	2,280	2,280
Gibson, Rev. John.	Thornhill	1,000	1,000
Galbraith, Miss M.	Bowmanville.	200	200
Galbraith, Jean	"	200	200
Galbraith, Miss Mary	"	240	240
Greaves, Mrs. Charlotte C.	Collingwood	240	240
Graham, James.	Lindsay.	5,000	5,000
Gentles, Mrs. Margt.	Kincardine.	3,000	3,000
Home Savings and Loan Co., in trust.	Toronto	69,480	66,540
Hague, Geo.	Montreal.	1,000	1,000
Harris, A. B., in trust.	Clarkson	4,320	3,888
Harris, A. B.	"	880	792
Harris, Mrs. Mary, H.S.V.	"	2,480	2,480
Hinde, Geo. J.	Toronto	30,000	30,000
Hobson, E. J.	"	4,000	4,000
Horne, Geo.	Greenbank, Ont.	2,800	2,800
Hornsby, Harry	Rowington, Eng.	680	612
Hamilton, James, estate late.	Belleville.	4,000	2,000

SESSIONAL PAPER No. 8

WESTERN ASSURANCE COMPANY—Continued.

LIST OF SHAREHOLDERS—Continued.

Name.	Residence.	Amount Subscribed.	Amount paid in Cash.
		\$	\$
Hammond, Mrs. Isabella	Erindale	15,440	10,036
Henderson, John	Ottawa	5,000	5,000
Harris, A. B. and A. Adamson, trustees	Clarkson	1,600	1,600
Holcroft, C. J. F.	Toronto	1,000	900
Harlow, Mrs. Annie Keeler, in trust	"	680	680
Harrington, Mrs. C.	"	40	40
Harrington, Fred	"	760	760
Harrington, Mrs. K.	"	1,000	1,000
Harshaw, Wm. B.	"	1,000	1,000
Harvey, Joanna L., in trust	Guelph	400	400
Henry, John	Don P.O.	800	800
Henry, Wm.	Wexford	1,000	1,000
Hobson, J. Henry	Dawlish, Eng.	4,000	4,000
Holcroft, H. S.	Orillia	200	200
Holland, Chas.	Toronto	5,000	5,000
Hooper, Chas. E., estate late	Merritton	2,520	2,520
Hoskin, Jno., and Langmuir, J. W., in trust	Toronto	9,160	9,160
Howe, Etna D.	"	4,000	4,000
Hughes, Mrs. J. D.	"	1,000	1,000
Hughes, D. W.	"	1,000	1,000
Hynan, Ely, in trust	Churchville	12,800	12,800
Heyd, George D.	Brantford	1,000	1,000
Harris, Rev. Elmore	Toronto	2,000	2,000
Hanlan, Mrs. Helen	Fergus	600	600
Heffernan, Miss M. C.	Collingwood	600	600
Harris, Lloyd	Brantford	6,800	6,800
Heakes, Rev. Wm.	Wellsboro', Pa.	1,600	1,600
Holcroft, Mrs. M. S.	Toronto	400	400
Hughes, D. W., trustee	"	1,000	1,000
Inglis, Miss C.	"	400	340
Irving, L. H.	"	3,520	3,520
Innes, James	Guelph	2,000	2,000
Imperial Life Assurance Co.	Toronto	12,000	12,000
Johnston, Miss Sydney M.	"	680	544
Jamieson, Miss J. L.	"	2,280	1,938
Johnston, James A.	Bowmanville	2,000	2,000
Junkin, J. F., Mgr., in trust	Toronto	5,000	5,000
Jackes, Mrs. Henrietta	Eglinton	800	800
Johnston, Chas. A.	Bowmanville	200	200
Jones, Thos. E.	Mimico	360	360
Jones, Rev. Wm.	Toronto	16,600	16,600
Jones, Wm. J.	Bowmanville	4,000	4,000
Jackes, Price	Toronto	5,280	5,280
Jupp, Rev. Wm.	Thornhill	2,000	2,000
Jones, W. J., and A. E. McLaughlin, trustees	Bowmanville	2,000	2,000
Jarvis, Salter M., estate late	Toronto	1,880	1,880
Keith, David S.	Toronto	2,600	2,340
Kirkpatrick, F. W., estate of late	Kingston	1,200	1,080
King, Miss Emma	Quebec	800	720
Kennedy, Miss B. H.	St. Catharines	40	32
Kirkpatrick, Mrs. H. B.	Kingston	1,640	1,476
Kenny, J. J.	Mimico	1,920	1,920
Kennedy, Miss Grace M.	St. Catharines	40	32
Kemp, J. C., Manager, and M. Morris, assistant, Manager, in trust	Toronto	82,160	82,160
Keefer, W. Napier	Galt	2,200	2,200
Kennedy, Miss E. L.	Guelph	4,600	4,600
Kennedy, Wm. B., M.D.	"	1,080	1,080
Kenny, Miss Marion	Mimico	400	400
Knox, Geo.	Toronto	480	480
Logan, F. G.	"	1,800	1,620
Lee, Walter S., in trust	"	10,000	10,000
Landon, Mrs. Alison	Simcoe	16,000	16,000
Landon, Zebulon	"	20,000	20,000
Lawrence, G. W., estate of late	Stratford	800	800

1-2 EDWARD VII., A. 1902

WESTERN ASSURANCE COMPANY—Continued.

LIST OF SHAREHOLDERS—Continued.

Name.	Residence.	Amount Subscribed.	Amount paid in Cash.
		\$	\$
Laycock, Mrs. Annie	Buffalo, N. Y.	4,000	4,000
Lelean, Nicholas	Toronto	400	400
Little, Rev. Jas., M. A.	Belfast, Ireland	7,400	7,400
Long, Thomas, in trust	Toronto	4,000	4,000
Lyon, Mrs. J.	"	600	600
Love, John A.	Stanton P.O.	1,000	1,000
Lash-Miller, Mrs. P. C.	Toronto	600	600
Leggatt, Matthew	Hamilton	10,000	10,000
Miller, R. S., estate of	Toronto	320	160
Moffatt, W., Manager, in trust.	"	29,440	29,296
Manning, Alex.	"	16,000	14,400
Murray, Geo.	Churchville	280	196
Murray, Mrs. M. J. H.	"	6,840	4,788
Milford, Geo.	Owen Sound	8,000	7,200
Moran, W. J.	Rat Portage	2,000	1,800
Macpherson, Miss K. L.	Montreal	400	360
Metcalfe, Mrs. E.	Grimsby	1,400	1,400
Miller, A. A.	Toronto	800	720
Moore, Miss Minnie M.	Strathroy	1,600	1,360
Marriott, Chas.	Toronto	2,000	1,800
Marks, Miss N. M.	Port Arthur	6,000	6,000
Massey, Jno., Mgr., & W. C. Lee, Treas., in trust	Toronto	49,440	49,440
Miller, D., as Mgr., in trust.	"	26,800	26,800
Macdonald, C. F., M.D., estate of late.	Hamilton	1,600	1,600
Mackay, Geo. S., trustee.	Toronto	1,280	1,280
Maddison, Mrs. E. A., in trust.	"	440	440
Maddison, Mrs. Mary C.	"	2,000	2,000
Magee, Mrs. E. H.	"	1,400	1,400
Marks, Emile Price.	Deer Park	1,000	1,000
Martin, Thos. B., trustee.	Hamilton	1,600	1,600
Masson, Wm., estate of late.	Whitby	4,880	4,880
Maughan, N., estate of late.	Toronto	2,000	2,000
Michie, Mrs. C.	"	1,400	1,400
Miller, Mrs. E. A.	"	640	640
Mills, Jesse S.	"	400	400
Milne, David A.	"	920	920
Morrison, Angus, estate of late.	"	1,000	1,000
Murray, Rev. J. G.	Grimsby	800	800
Musgrave, Mrs. S.	Seaforth	2,000	2,000
Merrill, L.	Tilsonburg	1,000	1,000
Merrill, A. D.	"	1,000	1,000
MacGillivray, Clara D.	Kingston	880	880
McMurrich, Geo.	Toronto	4,400	2,640
McMurrich, Prof. J. P.	Ann Arbor, Mich.	3,440	2,236
McMurrich, W. B., in trust	Toronto	1,200	1,020
McMurrich, Mrs. M. G.	"	800	480
McCalla, Mrs. W. J., in trust.	St. Catharines	80	72
McGillivray, Mrs. Helen.	Whitby	1,240	1,116
McCarthy, T. A. M. and J. L. G., trustees.	Barrie	1,400	1,400
McCauley, Mrs. L. M.	Warkworth	640	544
McCauley, Rev. Samuel.	"	640	544
McFarlane, Robt	Chicago, Ill.	640	640
McFiggins, A. J.	Fenella	2,000	1,800
McFiggins, Miss E. J.	Cold Springs.	2,000	1,900
McCallum, Wm	Bolton.	2,000	2,000
McEachern, Arch.	Toronto	1,000	1,000
McGee, David.	"	6,000	6,000
McGill, Chas. G.	"	600	600
McGill, Wm.	"	3,000	3,000
McLaren, Henry.	Hamilton	4,000	4,000
McMichael, Mrs. A. Helen.	Toronto	800	800
McNally, Rosa R.	Baltimore, Md.	360	360
McCuaig, Mrs. Matilda.	Belleville.	4,000	4,000
McMurrich, W. B., and Geo., in trust.	Toronto	1,240	1,240
McGill, Margt.	"	600	600

SESSIONAL PAPER No. 8

WESTERN ASSURANCE COMPANY—Continued.

LIST OF SHAREHOLDERS—Continued.

Name.	Residence.	Amount Subscribed.	Amount paid in Cash.
		\$	\$
McNamara, Thos.	Madoc	800	800
McIntyre, Jas.	Stratford	400	400
Neilson, Hugh	Toronto	2,000	1,800
National Trust Co., Limited	"	3,000	3,000
Niven, J. K. & Co.	"	8,640	8,640
Nevitt, Mrs. E. E.	"	1,200	1,200
Nichaus, Chas.	"	5,000	5,000
Niles, Mrs. Mary R.	"	6,800	6,800
Neilson, Mrs. Katharine	"	2,000	2,000
Nordheimer, Samuel	"	12,000	12,000
Nairn, Alex.	"	1,200	1,200
Osborne, Jas. K.	"	4,200	3,780
Ogden, W. W., in trust	"	900	720
Osborne, Miss Annie	"	3,200	2,880
Osler & Hammond	"	800	800
O'Flynn, E. D.	Madoc	9,000	9,000
Oke, Edward B.	Toronto	1,000	1,000
Osborne, J. E. K.	"	200	200
Osborne, H. C.	"	200	200
Oxnard, Geo. A.	Guclph.	1,600	1,600
O'Neill, Daniel S.	Lucan	1,000	1,000
Osborne, John P.	Beamsville	200	200
Powell, Mrs. Louisa R.	Ottawa	160	80
Paterson, Rev. Thos. W.	Deer Park	3,360	3,024
Parfit, Albion	London	2,000	1,500
Paisley, Mrs. Marie	Toronto	600	600
Parker, Stephen J.	Owen Sound	16,000	16,000
Parlane, W. A.	Collingwood	600	600
Paterson, Mrs. F. J.	Toronto	2,760	2,760
Paterson, Thomas	Bowmanville	5,000	5,000
Paton, Jno.	Toronto	2,400	2,400
Patton, Mrs. Deborah	"	4,440	4,440
Patton, Mrs. D., in trust	"	8,680	8,680
Patton, Jos. C.	"	1,840	1,840
Potts, James McC.	Stirling	2,000	2,000
Price, Miss Lavinia	Deer Park	400	400
Price, Wm. R.	Toronto	1,400	1,400
Provincial Treasurer of Ontario	"	4,000	4,000
Perry, Miss Elizabeth	"	1,080	1,080
Pepper, Rev. John	Palgrave	600	600
Porter, John S.	Toronto	1,200	1,200
Pipe, H., and Townshend, J. M., trustees	Amherst, N.S.	1,000	1,000
Peters, Geo	Peterboro'	800	800
Perry, Chas.	Scarboro' Junction	840	840
Peine, Louis	New Hamburg	920	920
Perry, W. N.	Toronto	400	400
Ross, Elizabeth P.	Port Hope	200	120
Reardon, Henry F.	Philadelphia, Pa	160	160
Rogers, Miss Rosa V.	Toronto	6,000	3,900
Ross, Mrs. Mary S.	Newmarket	1,000	900
Radley, Mrs. E. J.	Toronto	2,000	1,800
Ryan, Miss Elizabeth	Lucan	680	584
Ryan, Miss Abigail	"	680	578
Richardson, H. A., in trust	Toronto	4,000	4,000
Rice, O. F., Mgr., in trust	"	1,000	1,000
Ramsay, Wm.	"	19,000	19,000
Rance, Eva F.	Blyth	120	120
Ridout, Percival F.	Toronto	2,200	2,200
Robinson, Christopher, K.C.	"	4,000	4,000
Robinson, Elizabeth	"	2,400	2,400
Robinson, Elizabeth, in trust	"	160	160
Roger, Rev. Walter M.	Peterboro'	400	400
Ross, Hon. A. M., estate of late	Toronto	2,000	2,000
Ross, Chas. G.	Newmarket	1,400	1,400
Ross, Miss Caroline S.	Toronto	1,000	1,000

WESTERN ASSURANCE COMPANY—*Continued.*LIST OF SHAREHOLDERS—*Continued.*

Name.	Residence.	Amount Subscribed.	Amount paid in Cash.
		\$	\$
Routh, J. H., estate of late	Montreal	800	800
Royal Trust Co.	"	11,400	11,400
Ruddock, John	Toronto	1,400	1,400
Ruston, Thomas	Georgetown	3,000	3,000
Rutherford, Miss Amy E.	Toronto	240	240
Rutherford, Miss Fannie	"	200	200
Rutherford, Mrs. M. M.	"	320	320
Rutherford, Mrs. M. M. and E. C., trustees	"	200	200
Roger, Mrs. Helen	Peterborough	2,040	2,040
Scott, John	Toronto	13,600	12,240
Scott and Walmsley, in trust	"	27,400	20,224
Sharp, Geo., estate of late	"	15,200	7,600
Smith, Mrs. Mary Ann	"	10,800	10,800
Smith, Henry Eherts	Owen Sound	7,000	6,300
Stewart, Robt., estate of late	Toronto	1,440	1,296
Sproule, Miss E. J.	Springfield-on-Credit	3,120	2,808
Sewell, Mrs. Winnifred E.	Hamilton	800	720
Stewart, John	Toronto	880	704
Semple, Miss Jessie P.	"	1,400	1,120
Smart, Miss Jane	"	320	288
Scholfield, Mrs. A. L., in trust	Guelph	2,000	1,800
Smedley, Geo. F. & Co.	Toronto	400	360
Stanley, Uriah M.	Brantford	1,600	1,600
Sinclair, James	Toronto	520	312
Smith, C. C., Mgr., in trust	"	5,000	5,000
Smith, W. H., Mgr., in trust	"	16,320	16,320
Scott, James	"	4,000	4,000
Shaw, Mrs. Isabel T.	Hamilton	1,320	1,320
Sherrard, Henry A.	Toronto	3,080	3,080
Sills, Mrs. Mary J.	"	1,400	1,400
Small, Catherine G.	Sarnia	1,440	1,440
Smith, Alex.	Toronto	1,600	1,600
Smith, Dr. Andrew	"	1,600	1,600
Smith, Mrs. E. G.	Guelph	720	720
Smith, G. B.	Toronto	2,400	2,400
Smith, Miss Jane	"	800	800
Somerville, Geo. A.	London	1,600	1,600
Stanley, Bernard	Lucan	4,000	4,000
Stanley, Hannah E., in trust	"	320	320
Stayner, Mrs. Harriot	Toronto	400	400
Stewart, Ida A.	Woodstock	1,000	1,000
Stewart, Rev. Wm., D.D.	Toronto	2,000	2,000
Stimson, G. A.	"	2,000	2,000
Stocking, Chas. P.	Waubauskene	2,920	2,920
Stuart, Mrs. S. Elizabeth	Listowel	1,280	1,280
Symonds, Miss E. F.	Toronto	400	400
Schell, H. P.	N. Y. City	800	800
Swain, Wm. J.	Collingwood	600	600
Stanley, Mrs. Jennie	Lucan	2,000	2,000
Stanley, Aljoe E.	"	1,480	1,480
Stanley, Albert E.	"	1,200	1,200
Sidey, J. Henry	Cobourg	800	800
Stanley, Mary E.	Lucan	2,440	2,440
Stanley, Charlotte M.	"	1,560	1,560
Shipman, Robt. H.	Cannington	720	720
Staples, Miss Eliza	Strathroy	320	320
Steel, Mrs. Annie B.	Fraserville	120	120
Stanley, Mrs. Lucretta	Lucan	1,440	1,440
Stockwell, Mrs. Ellen	Toronto	880	880
Schell, H. P., in trust	New York City	3,200	3,200
Talbot, Marcus, estate of	Toronto	200	100
Thompson, Robt.	"	34,280	34,280
Tackaberry, Mrs. C.	"	2,000	1,800
Townsend, Mrs. Annie	Terra Cotta P.O.	1,560	780
Taylor, Miss Amy E. R.	Hamilton	200	200

SESSIONAL PAPER No. 8

WESTERN ASSURANCE COMPANY—*Concluded.*LIST OF SHAREHOLDERS—*Concluded.*

Name.	Residence.	Amount Subscribed.	Amount paid in Cash.
		\$	\$
Taylor, Miss Anna M	Toronto	80	80
Taylor, Miss Mary L	Hamilton	200	200
Taylor, Miss Elizabeth A. H.	"	440	440
Thomas, Mrs. Mary M	Lyster, Que.	1,880	1,880
Thomas, Wm. S	"	1,320	1,320
Thorburn, Miss Mary	Toronto	280	280
Tingle, John	Wexford	520	520
Tidswell, W. O.	Hamilton	4,000	4,000
Todd, Thomas	Toronto	4,000	4,000
Toronto General Trust Corporation, Executors.	"	8,640	8,640
Thompson, Malcolm	Montreal	5,200	5,200
Union Trust Co., Limited	Toronto	3,040	3,040
Vidal, Lieut.-Col. B. Henri	Ottawa	3,000	3,000
Wills, A., estate of late	Toronto	40	22
Wilson, Wm. B.	"	3,000	2,500
Wadhams, John H.	Hartford, Conn	2,240	2,240
Walker, Mrs. Clara R.	Toronto	1,440	1,296
Wills, Miss Annie	"	1,240	682
Wills, Miss Susan	"	1,240	930
Wills, Miss Welhelmina	"	1,240	930
Wills, Miss Eliza	"	1,240	868
Wood, E. R	"	10,000	10,000
Wadsworth, V. B., Mgr	} in trust.	28,800	28,800
Wedd, W., Jr. Secretary			
Webb, A. E.	"	1,280	1,280
Waddell, John	Orono	1,000	1,000
Wadmore, Mrs. Annie	Halifax	1,040	1,040
Warwick, Mrs G. E	Toronto	760	760
Watson, Thomas	"	6,000	6,000
Webb, Thomas, estate of late	Deer Park	2,000	2,000
Webster, A. F.	Toronto	600	600
Webster, A. F., in trust	"	840	840
White, Miss Alice	"	200	200
Whitney, Albert	Prescott	10,000	10,000
Wilkes, Alfred J.	Brantford	80	80
Wills, Thomas	Belleville	5,000	5,000
Wilson, Chas. S., estate of late	Pictou	44,000	44,000
Winstanley, Mrs. E.	Los Angeles, Cal.	800	800
Wood, Peter	Brantford	6,600	6,600
Wood, Edwin G	Nashville, Tenn.	2,000	2,000
Wood, Hon. S. C	Toronto	4,000	4,000
Wade, Mrs. Lillie M.	Brighton	680	680
Warner, Mrs. Carrie L.	Toronto	680	680
Yeats, Jennie V.	"	600	600
Young, Mrs. Margaret	"	480	480
Zealand, Edward G	Hamilton	960	960
	Total	\$2,000,000	\$1,940,370

INDEX

OF COMPANIES' STATEMENTS.

COMPANIES, ETC.	ANNUAL STATEMENTS.					General Business Stat- ment.	List of Directors and Shareholders.
	Fire and Marine.	Life.	Accident and sick- ness.	Guarantee.	Plate Glass, Steam Boiler, &c.		
Etna Fire..... Page	5					7	
Etna Life		139				143	
Alliance	9					11	
American Fire.....	13						
American Surety Co				373		374	
Anglo-American.....	15						479
Atlas.....	17					18	
Boiler Inspection					376		483
British America	21						484
British and Foreign Marine					379	381	
British Empire		145				148	
Caledonian	27					29	
Canada Accident			382		382		489
Canada Life.....		150					490
Canadian Fire	31						497
Canadian Railway Accident.....			386				493
Catholic Mutual Benefit.....		435					
Commercial Travellers.....		437					
Commercial Union.....	34	162				36	
Confederation Life.....		166					500
Connecticut Fire	38					39	
Connecticut Mutual.....		173				174	
Continental Life.....		176					502
Crown Life.....		179					510
Dominion Burglary					389		513
Dominion Life		181					514
Dominion of Canada G'tee & Accident.....			391	391			516
Dominion Plate Glass.....					394		517
Edinburgh		185				187	
Employers' Liability			397	397		400	
Equitable		188				191	
Equity Fire	41						520
Excelsior Life		193					518
Federal		198					524
Foresters, Supreme Court, I.O.F.....		446					
Foresters, Subs. High Court, A.O.F.....		365					
Germania		204				206	
Great West Life.....		208					526
Guarantee				402			530
Guardian	43					455	
Hartford	46					47	
Home Life Association		213					532
Imperial Fire.....	49					51	
Imperial Life.....		217					540
Insurance Co. of N. A.....	52					53	
Lancashire.....	56						
Law Union and Crown.....	58						59
Life Association of Scotland		222					224
Liverpool and London and Globe	61	226					458
Lloyds Plate Glass.....					406		407
London and Lancashire Fire.....	64						66
London and Lancashire Life.....		228				233	

COMPANIES, ETC.	ANNUAL STATEMENTS.					General Business State- ments.	List of Directors and Shareholders.
	Fire and Marine.	Life.	Accident and sick- ness.	Guarantee.	Plate Glass, Steam Boiler, &c.		
London Assurance.	69	236				462	
London Guarantee and Accident			409	409		412	
London Life		237					542
London Mutual Fire	71						543
Manchester	74					76	
Manufacturers' Life		242					544
Marine Insurance Co.					413	414	
Mercantile Fire	78						546
Metropolitan Life		250				253	
Mutual Life of Canada		255					546
Mutual Life of New York		263				266	
Mutual Reserve Fund		441				444	
National Life		271				272	
National Life Assurance Co. of Canada		268					547
National, of Ireland	81					83	
New York Life		274				278	
New York Plate Glass					417	418	
North American		280					551
North British	86	291				90	
Northern	92					466	
Northern Life		288					552
North-Western		297				299	
Norwich Union Fire	94					468	
Norwich Union Life		301				469	
Ocean Accident and Guarantee			420			422	
Ocean Marine					424	425	
Ontario Accident			426				558
Ottawa Fire	96						561
Phenix, of Brooklyn	99					100	
Phenix, of Hartford	106					108	
Phenix, of London	102					103	
Phenix Mutual Life		303				305	
Provident Savings		307				309	
Quebec	110						563
Queen, of America	114					116	
Reliance Mutual Life		312					
Royal	117	314				471	
Royal Victoria Life		317					564
Scottish Amicable		321				323	
Scottish Provident		324				326	
Scottish Union	120					123	
Standard		327				333	
Star		335				338	
Sun Insurance Office	125					474	
Sun Life		339	429				569
Travelers		349	430			352	
Union Mutual		354				358	
Union Assurance Society	127					129	
United States		360				362	
Western	130						572
Woodmen of the World		439					

1-2 EDWARD VII.

SESSIONAL PAPER No 9

A. 1902

ABSTRACT OF STATEMENTS

OF

INSURANCE COMPANIES IN CANADA

FOR

YEAR ENDED DECEMBER 31

1901

(SUBJECT TO CORRECTION)

PRINTED BY ORDER OF PARLIAMENT



OTTAWA

PRINTED BY S. E. DAWSON, PRINTER TO THE KING'S MOST
EXCELLENT MAJESTY

1902

[No. 9—1902.]

OFFICE OF THE SUPERINTENDENT OF INSURANCE,

OTTAWA, March 6, 1902.

SIR,—I have the honour to inclose herewith an Abstract of the business of Insurance in Canada for the year 1901.

The Abstract has been made from the attested statements returned by the companies, but must be considered as subject to correction. I shall have the honour to report to you at a subsequent date these statements in full, after making the usual inspection at the head offices.

I have the honour to be, sir,

Your obedient servant,

W. FITZGERALD,

Superintendent of Insurance.

Hon. W. S. FIELDING,

Minister of Finance.

TABLE OF CONTENTS, 1901.

FIRE AND MARINE.

	PAGE.
Abstract of Fire Insurance in Canada for 1901.....	8
Premiums received for Fire Insurance in Canada for years 1869 to 1901.....	10
Losses paid for Fire Insurance in Canada for years 1869 to 1901.....	12
Summary of Fire Insurance in Canada for years 1869 to 1901.....	14
Abstract of Fire and Marine Insurance done by Canadian Companies which do business outside of the Dominion, and of Inland Marine and Ocean business done by companies combining these branches, for 1901.....	16
Inland Marine Business in Canada for 1901.....	18
Fire Insurance done in Canada for 1901.....	19
TABLE I.—Assets of Canadian Companies doing business of Fire or Inland Marine Insurance for 1901.....	20
TABLE II.—Liabilities of Canadian Companies doing Fire or Inland Marine Insurance.....	21
TABLE III.—Assets in Canada of British and American Companies doing business of Fire or Inland Marine Insurance in Canada.....	22
TABLE IV.—Liabilities in Canada of British and American Companies.....	24
TABLE V.—Income and Expenditure of Companies doing Fire or Inland Marine Insurance.....	26
TABLE VI.—Rates of Losses paid, General Expenses and Stockholders' Dividends per cent of Premiums received, Rates of Premiums charged per cent of Amounts Insured, &c., of Canadian Fire or Marine Companies.....	28
TABLE VII.—Rates of Losses paid and General Expenses in Canada per cent of Premiums received, and Rates of Premiums charged per cent of Amounts Insured, for British and American Companies doing Fire or Inland Marine Insurance in Canada.....	29

LIFE.

Abstract of Life Insurance in Canada for 1901.....	32
Abstract of Life Insurance done by Canadian Companies which do business outside of the Dominion, for 1901.....	34
Canadian Life Companies, Assets, 1901.....	36
Canadian Life Companies, Liabilities, &c., 1901.....	37
Assets in Canada of British Companies, 1901.....	38
Assets in Canada of American Life Companies, 1901.....	39
Liabilities, &c., in Canada of British and American Life Companies, 1901.....	40
Income of Companies doing Life Insurance, 1901.....	41
Expenditure of Companies doing Life Insurance, 1901.....	42
Payments to Policy-holders, 1901.....	43
Life Policies terminated during the year 1901.....	44
Summary of Life Insurance in Canada for the years 1875 to 1901.....	45
Abstract of Assessment Insurance in Canada for 1901.....	47
Abstract of Assessment Insurance done by Canadian Companies which do business outside of the Dominion, for 1901.....	48
Policies terminated among Companies which do Life Insurance upon the Assessment Plan.....	49
Assessment Companies, Assets.....	50
Assessment Companies, Liabilities.....	51
Assessment Companies, Income and Expenditure.....	52

ACCIDENT, GUARANTEE, ETC.

Assets of Canadian Accident, Guarantee, Plate Glass and Steam Boiler Companies, 1901.....	53
Liabilities of Canadian Accident, Guarantee, Plate Glass and Steam Boiler Companies, 1901.....	54
Income and Expenditure of Canadian Companies doing business of Accident, Guarantee, Plate Glass, &c., for 1901.....	55
Abstract of Guarantee Business in Canada for 1901.....	56
Abstract of Accident Insurance in Canada for year 1901.....	56
Abstract of Burglary Guarantee Business in Canada for 1901.....	56
Abstract of Accident and Guarantee Business done by Canadian Companies which do business outside of the Dominion for 1901.....	57
Abstract of Plate Glass Insurance in Canada for the year 1901.....	57
Abstract of Steam Boiler Insurance in Canada for the year 1901.....	57
Abstract of business done by Accident, Guarantee, Plate Glass, Sicknes, &c., Companies which combine more than one class of business.....	58

List of Insurance Companies licensed to do business in Canada as at 6th March, 1902, showing amount of deposit with Receiver General.....	60
---	----

ABSTRACT

OF STATEMENTS MADE BY COMPANIES LICENSED TO DO BUSINESS
OF FIRE OR INLAND MARINE INSURANCE IN CANADA
FOR THE YEAR 1901, IN ACCORDANCE
WITH THE INSURANCE ACT.

GENERAL TABLES

ASSETS OF ALL COMPANIES, FIRE AND MARINE.
LIABILITIES OF ALL COMPANIES, FIRE AND MARINE.
INCOME AND EXPENDITURE OF ALL COMPANIES, FIRE AND MARINE.
PERCENTAGE OF LOSSES TO PREMIUMS, &c., &c.

ABSTRACT FOR THE YEAR 1901.
FIRE INSURANCE IN CANADA—CANADIAN COMPANIES.

	Net cash received for Premiums.	Re-insurance, return Premiums.	Gross cash received for Premiums.	Gross amount of policies, new and renewed.	Net amount at risk at date.	Net amount of losses incurred during the year.	Unsettled claims.	
							Net amount paid for losses.	Not resisted. Resisted.
	\$	\$	\$	\$	\$	\$	\$	\$
Anglo-American.....	157,954	66,615	224,569	16,854,363	14,528,907	79,807	82,625	3,410
British America.....	350,233	138,343	488,576	33,797,718	42,912,226	204,270	269,468	15,682
Canadian Fire.....	146,519	71,706	218,225	10,080,191	10,012,717	68,615	69,529	1,669
Equity Fire.....	92,014	29,070	121,084	10,247,461	9,389,676	38,484	37,192	2,631
London Mutual.....	250,290	49,533	299,823	25,879,132	57,379,922	137,379	139,713	12,825
Mercantile.....	93,260	11,706	104,966	7,679,532	10,975,017	44,625	47,589	3,043
Ottawa Fire.....	133,965	63,478	197,443	13,397,096	12,974,256	86,704	84,583	4,397
Quebec Fire.....	90,570	22,541	113,111	8,513,343	11,465,830	66,254	66,516	6,054
Western.....	422,912	226,133	649,045	46,083,352	53,260,159	290,451	274,811	28,143
Totals for 1901.....	1,737,717	679,125	2,416,842	172,532,208	222,898,710	1,017,563	1,011,112	77,814
Totals for 1900.....	1,298,751	510,424	1,815,175	154,851,897	190,577,768	1,081,244	1,013,087	127,992

BRITISH COMPANIES.

	Net cash received for Premiums.	Re-insurance, return Premiums.	Gross cash received for Premiums.	Gross amount of policies, new and renewed.	Net amount at risk at date.	Net amount of losses incurred during the year.	Unsettled claims.	
							Net amount paid for losses.	Not resisted. Resisted.
	\$	\$	\$	\$	\$	\$	\$	\$
Alliance.....	105,469	21,576	127,045	12,964,454	16,778,151	129,638	150,163	1,388
Atlas.....	248,678	29,479	278,157	18,059,352	18,727,951	153,421	147,032	3,138
Caledonian.....	245,705	38,261	283,967	21,753,264	26,912,536	221,201	215,475	5,276
Commercial Union.....	424,069	72,627	496,636	35,997,044	44,229,834	306,826	281,721	36,672
Guardian.....	395,463	53,518	448,981	32,137,455	42,513,300	327,352	324,933	18,746
Imperial.....	306,499	46,018	352,517	23,287,352	29,894,954	222,694	216,795	9,476
Lancashire.....	132,030	24,688	156,718	9,135,321	16,744,988	199,906	206,042	6,410
Law Union and Crown.....	63,850	25,594	89,424	6,112,200	5,727,116	40,258	41,995	1,295
Liverpool and London and Globe.....	399,352	43,096	442,448	33,093,251	54,279,312	351,919	343,103	6,250
London and Lancashire.....	251,142	34,988	286,130	20,979,858	26,742,469	138,878	135,574	10,708
Manchester Assurance.....	133,452	30,362	163,814	14,590,424	17,736,279	123,287	113,541	10,440
Manchester.....	220,291	46,327	266,618	18,993,713	22,964,674	207,711	204,759	9,632
National of Ireland.....	220,536	38,063	258,599	17,676,187	20,878,719	123,632	128,980	7,007
North British.....	505,536	45,634	551,170	41,630,828	59,729,736	359,244	354,205	28,699
Northern.....	326,194	32,494	358,688	23,666,058	31,353,499	234,198	242,012	3,857

SESSIONAL PAPER No 9

Norwich Union.....	347,145	48,564	395,709	26,383,966	32,125,404	257,955	252,542	18,793	1,000
Phoenix of London.....	594,263	96,346	690,549	43,352,451	53,191,032	398,548	398,455	24,394	3,500
Royal.....	814,149	117,240	931,389	71,758,381	90,845,634	485,718	485,718	22,448	7,990
Scottish Union and National.....	326,909	52,135	379,044	25,713,840	30,468,553	477,618	202,066	10,201	2,000
Sun Insurance Office.....	222,504	28,515	251,019	17,847,851	21,465,213	155,510	160,533	1/2,298	None.
Union Assurance.....	301,851	63,719	365,576	24,826,382	30,371,294	253,162	281,280	28,910	10,153
Totals for 1901.....	6,593,947	989,244	7,583,192	542,142,232	694,281,708	4,892,174	4,886,924	286,950	65,422
Totals for 1900.....	5,846,020	828,873	6,674,893	540,448,980	681,751,373	5,725,397	5,515,321	333,084	84,642

AMERICAN COMPANIES.

Ætna Fire.....	190,952	24,471	215,423	15,771,826	19,483,310	143,938	141,995	2,275	None.
American Fire.....	53,173	43,758	40,049	2,800,000	None.	23,339	25,070	None.	None.
Connecticut Fire.....	230,284	14,237	67,410	4,323,046	5,008,564	42,900	31,879	10,818	2,267.
Hartford Fire.....	107,107	28,299	258,583	20,178,317	21,871,790	146,607	147,172	11,461	500
Insurance Company of North America.....	147,379	21,438	198,022	14,857,356	16,061,966	114,732	110,442	7,228	None.
Phoenix of Brooklyn.....	126,764	29,635	168,817	12,494,126	11,406,831	96,148	97,917	3,065	None.
Phoenix of Hartford.....	415,541	60,175	475,716	10,545,342	12,509,488	82,247	80,225	7,677	2,419
Queen of America.....	1,331,200	252,929	1,580,419	32,147,377	36,820,912	236,738	239,727	9,878	3,175
Totals for 1901.....	1,187,177	180,899	1,368,076	108,127,777	130,003,219	1,272,290	1,245,975	52,679	5,000
Totals for 1900.....	1,187,177	180,899	1,368,076	108,127,777	130,003,219	1,272,290	1,245,975	52,679	5,000

RECAPITULATION.

Canadian Companies.....	1,737,717	679,125	2,416,842	172,532,208	222,898,710	1,017,563	1,011,112	77,814	10,516
British Companies.....	6,593,947	989,244	7,583,192	542,142,232	694,281,708	4,892,174	4,886,924	286,950	65,422
American Companies.....	1,331,200	252,929	1,580,419	113,117,390	123,162,861	886,649	874,427	52,402	8,361
Totals for 1901.....	9,662,864	1,921,298	11,580,453	827,791,830	1,040,343,279	6,796,386	6,772,463	417,166	84,239
Totals for 1900.....	8,331,948	1,526,196	9,858,144	803,428,654	992,332,360	8,078,931	7,774,293	513,755	102,524

1-2 EDWARD VII., A. 1902

SUMMARY of Premiums received for Fire Insurance in Canada by all Companies for the Years 1869 to 1901, inclusive.

	PREMIUMS RECEIVED.										Totals, for 1869 to 1901.		
	1869.	1870.	1871.	1872.	1873.	1874.	1875.	1876.	1877.	1878.		1879.	1880.
<i>Canadian Companies.</i>													
Anglo-American.....	172,414	202,076	220,398	276,294	288,119	296,273	302,255	347,188	91,925	157,954	249,879		
British America.....	3,924,105	454,896	881,333	2,834,626	190,242	804,194	92,014	6,615,223	285,868	350,233	6,615,223		
Canada Agricultural.....	2,277,728	98,585	161,649	153,365	107,568	69,671	71,789	1,031,342	76,378	93,260	1,031,342		
Canada Fire.....	22,335	264,511	164,115	27,826	171,331	183,394	210,304	197,778	210,694	250,200	4,093,085		
Citizens'.....	190,242	247,079	164,115	27,826	171,331	183,394	210,304	197,778	210,694	250,200	4,093,085		
Dominion.....	2,277,728	98,585	161,649	153,365	107,568	69,671	71,789	1,031,342	76,378	93,260	1,031,342		
Equity Fire.....	284,026	194,861	194,861	194,861	194,861	194,861	194,861	194,861	194,861	194,861	194,861		
*London Mutual Fire.....	1,434,350	1,775,528	111,578	4,613	3,533,410	1,055,404	490,488	6,510,540	251,351	194,861	1,434,350		
Mercantile.....	284,026	194,861	194,861	194,861	194,861	194,861	194,861	194,861	194,861	194,861	194,861		
National Fire.....	1,434,350	1,775,528	111,578	4,613	3,533,410	1,055,404	490,488	6,510,540	251,351	194,861	1,434,350		
Ottawa Fire.....	194,861	194,861	194,861	194,861	194,861	194,861	194,861	194,861	194,861	194,861	194,861		
Ottawa Agricultural.....	1,434,350	1,775,528	111,578	4,613	3,533,410	1,055,404	490,488	6,510,540	251,351	194,861	1,434,350		
Provincial.....	1,434,350	1,775,528	111,578	4,613	3,533,410	1,055,404	490,488	6,510,540	251,351	194,861	1,434,350		
Quebec.....	1,434,350	1,775,528	111,578	4,613	3,533,410	1,055,404	490,488	6,510,540	251,351	194,861	1,434,350		
Royal Canadian.....	1,434,350	1,775,528	111,578	4,613	3,533,410	1,055,404	490,488	6,510,540	251,351	194,861	1,434,350		
Sovereign.....	1,434,350	1,775,528	111,578	4,613	3,533,410	1,055,404	490,488	6,510,540	251,351	194,861	1,434,350		
Stadacona.....	1,434,350	1,775,528	111,578	4,613	3,533,410	1,055,404	490,488	6,510,540	251,351	194,861	1,434,350		
Victoria-Montreal.....	1,434,350	1,775,528	111,578	4,613	3,533,410	1,055,404	490,488	6,510,540	251,351	194,861	1,434,350		
Western.....	1,434,350	1,775,528	111,578	4,613	3,533,410	1,055,404	490,488	6,510,540	251,351	194,861	1,434,350		
<i>British Companies.</i>													
Sabbion Fire Ins. Ass'n.....	105,216	119,693	175,016	169,589	155,115	181,141	187,036	184,326	150,786	105,469	1,468,310		
Alliance.....	172,368	203,641	115,078	128,282	131,701	139,859	144,123	150,159	160,024	248,678	1,667,767		
Atlas.....	92,890	100,301	147,051	157,169	138,810	161,718	171,777	209,222	218,202	245,705	2,382,500		
Caledonian.....	112,084	133,021	147,051	157,169	138,810	161,718	171,777	209,222	218,202	245,705	2,382,500		
City of London.....	56,824	394,276	385,647	373,555	362,375	352,964	342,317	343,388	372,261	424,009	1,688,254		
Commercial Union.....	357,747	9,128	385,647	373,555	362,375	352,964	342,317	343,388	372,261	424,009	1,688,254		
Employers' Liability.....	278,603	278,603	278,603	278,603	278,603	278,603	278,603	278,603	278,603	278,603	278,603		
*Glasgow and London.....	1,619,733	294,310	287,175	290,007	322,355	313,722	300,025	320,833	322,218	395,463	1,619,733		
Guardian.....	2,071,205	189,962	186,055	186,812	200,828	214,030	235,373	275,460	293,722	306,499	5,153,930		
Imperial.....	3,636,871	259,563	260,854	278,705	275,227	287,045	307,238	327,886	329,015	132,030	3,926,789		
Lancashire.....	3,466,890	259,563	260,854	278,705	275,227	287,045	307,238	327,886	329,015	132,030	3,926,789		
Law Union & Crown.....	4,868,807	323,872	330,175	353,996	353,541	352,928	343,981	349,264	369,966	399,352	4,868,807		
Liverpool & L. & Globe.....	1,236,107	194,053	170,472	181,436	195,260	214,128	209,023	207,095	220,607	251,142	1,236,107		
Liverpool & Lancashire.....	1,236,107	194,053	170,472	181,436	195,260	214,128	209,023	207,095	220,607	251,142	1,236,107		
Totals, for 1869 to 1901.....	26,088,616	1,137,797	1,108,294	1,151,126	1,061,855	1,021,216	1,121,927	1,183,739	1,298,751	1,737,717	37,963,079		

SESSIONAL PAPER No 9

London Assurance.....	1,510,394	107,918	118,754	121,333	134,996	128,400	131,713	131,420	116,182	133,452	2,738,768
Manchester.....	149,376	118,940	190,006	171,291	186,969	195,416	198,897	219,727	223,674	220,291	1,995,776
National, of Ireland.....	577,571	100,301	115,078	128,282	131,701	139,859	144,123	150,159	160,024	229,536	1,967,110
North British.....	6,377,004	383,663	390,615	392,021	462,927	431,093	431,314	450,855	448,863	505,536	10,660,274
Northern.....	2,489,608	170,128	172,523	181,064	192,990	197,622	224,111	238,008	266,345	326,194	4,639,264
Norwich Union.....	968,766	118,399	142,281	187,824	213,605	270,584	270,860	279,969	298,292	347,145	3,230,262
Phoenix, of London.....	3,972,211	200,576	260,506	304,805	319,317	362,427	403,622	502,604	538,801	594,203	7,769,357
Queen.....	4,354,694	594,631	568,972	604,234	616,175	600,107	583,260	613,666	639,260	814,149	4,354,694
Royal.....	9,889,602	567,387	16,091,443
Scottish Commercial.....	343,421	343,421
Scottish Imperial.....	672,855	672,855
Scot. Union & National.....	867,919	134,593	119,941	144,043	172,975	169,962	170,765	185,417	209,101	326,909	2,639,442
Sun Insurance Office.....	97,131	93,809	127,494	164,509	175,496	175,809	177,679	178,670	222,504	1,534,271
Union Assurance Soc..	104,398	135,047	213,306	244,584	271,727	248,018	288,232	284,587	301,851	2,366,708
United Fire.....	183,862	173,044	156,430	18,027	718,477
<i>American Companies.</i>	58,340,768	4,455,474	4,602,747	4,750,290	5,006,047	5,165,202	5,223,345	5,652,228	5,846,020	6,593,947	110,259,264
Atna.....	2,928,268	139,084	138,191	137,268	141,215	163,847	167,998	175,643	176,236	190,952	4,502,538
Agricul., of Watertown.....	1,079,187	61,923	43,930	35,188	33,229	4,058	1,309,100
American Fire.....	33,216	42,818	76,034
Andes.....	31,431	31,431
Connecticut.....	213,561	38,054	32,811	38,653	41,253	44,657	51,129	57,215	61,993	53,173	661,988
Hartford.....	2,351,998	144,433	143,480	156,537	157,980	162,970	178,307	183,804	207,015	230,284	4,058,362
Home.....	75,827	54,885	66,321	94,007	101,243	103,108	114,345	122,925	141,451	167,107	1,124,138
Ins. Co. of N. America.....	676,481	88,426	89,314	100,185	91,809	59,922	75,132	77,288	120,384	147,379	1,615,862
Phoenix, of Brooklyn.....	173,850	211,876	192,851	197,867	155,162	149,928	127,584	119,676	124,755	126,764	1,820,662
Phoenix, of Hartford.....	42,800	271,081	272,214	282,281	256,057	282,753	290,364	302,828	312,525	415,541	3,033,948
Queen, of America.....	7,577,403	1,004,812	1,000,328	1,041,966	1,007,948	971,243	1,004,859	1,074,525	1,187,177	1,331,200	18,234,063

RECAPITULATION.

Canadian Companies.....	26,088,616	1,137,797	1,108,294	1,151,126	1,061,855	1,021,216	1,121,927	1,183,739	1,298,751	1,737,717	37,963,079
British.....	58,340,768	4,455,474	4,602,747	4,750,290	5,006,047	5,165,202	5,223,345	5,652,228	5,846,020	6,593,947	110,259,264
American.....	7,577,403	1,004,812	1,000,328	1,041,966	1,007,948	971,243	1,004,859	1,074,525	1,187,177	1,331,200	18,234,063
Grand totals.....	92,006,787	6,512,327	6,711,369	6,943,382	7,075,850	7,157,661	7,330,131	7,910,492	8,331,948	9,662,864	166,456,406

* Formerly the Agricultural Mutual.
 † Formerly the Fire Insurance Association.

‡ Not including \$124,272 reinsurance of risks of the Sovereign Fire Insurance Company

SESSIONAL PAPER No 9

London and Lancashire	606,200	106,277	95,406	108,758	102,376	89,008	105,652	226,586	106,307	195,108	135,574	1,937,252
London Assurance.....	911,475	47,823	75,476	75,179	100,385	62,386	100,147	156,950	77,269	132,271	113,541	1,861,902
Manchester.....	54,225	79,519	109,692	148,745	155,536	107,167	149,540	112,863	147,884	321,487	204,750	1,590,917
National, of Ireland	391,228	61,713	77,817	65,741	77,705	77,705	85,491	140,729	107,556	149,933	128,980	1,358,707
North British.....	4,656,555	240,402	336,358	225,264	240,028	209,793	332,504	272,694	345,245	520,111	354,205	7,733,159
Northern.....	2,078,907	101,738	121,612	113,862	156,392	132,853	110,389	125,605	158,268	187,078	242,012	3,529,076
Norwich Union.....	521,276	74,582	91,212	114,258	131,346	123,332	172,310	196,340	171,356	293,017	252,542	2,141,571
Phoenix, of London.....	2,302,618	135,335	165,067	102,357	149,890	138,331	193,552	230,395	318,356	396,254	398,455	4,590,590
Queen.....	3,32,321	361,616	446,332	402,605	439,127	389,995	377,278	334,200	416,076	497,403	485,718	3,323,321
Royal.....	6,495,567	177,329	10,705,917
Scottish Commercial.....	483,408	177,329
Scottish Imperial.....	352,265	94,038	109,741	81,738	124,046	96,187	72,179	114,408	106,630	133,118	202,066	483,408
Scottish Union and National	7,717	7,717	58,177	88,469	116,304	105,069	150,728	115,180	144,113	163,404	100,533	1,403,754
Sun Insurance Office.....	34,400	47,227	91,849	117,321	127,577	143,141	118,861	188,401	179,213	280,041	281,280	1,609,311
Union Assurance Society.....	79,965	153,670	165,277	121,534	28,994	549,440
United Fire.....	40,083,277	2,878,149	3,496,112	3,094,861	3,402,337	2,845,994	3,334,667	3,557,122	3,867,212	5,515,231	4,886,924	76,961,886
<i>American Companies.</i>												
Atna.....	2,184,433	105,379	91,254	77,816	107,468	67,243	110,165	102,714	106,455	296,451	141,995	3,391,373
Agricultural, of Watertown.....	629,558	47,990	43,037	55,666	42,230	36,693	2,104	857,278
American Fire.....	5,668	5,207	36,703	25,070	66,980
Andes.....	91,889	15,990	20,198	13,619	29,468	21,491	33,563	50,238	38,774	44,552	31,879	391,601
Connecticut Fire.....	1,493,279	72,716	97,167	94,407	118,373	80,304	99,292	119,092	111,647	263,300	147,172	2,696,749
Hartford.....	60,691	60,691
Home.....	32,970	31,075	43,132	58,653	58,703	68,471	86,638	91,294	77,244	178,154	110,442	836,776
Ins. Co. of North America.....	420,932	73,286	63,214	62,606	98,536	56,806	35,176	48,309	46,329	68,853	97,917	1,071,964
Phoenix, of Brooklyn.....	82,820	169,316	229,819	145,013	140,935	113,092	120,858	108,471	106,457	90,908	80,225	1,387,914
Phoenix, of Hartford.....	7,994	191,150	171,608	184,851	188,697	169,841	160,539	119,542	185,612	267,054	239,727	1,886,615
Queen, of America.....	5,010,234	706,902	759,429	692,631	784,410	613,941	648,275	639,660	677,725	1,245,975	874,427	12,653,609

RECAPITULATION.

Canadian Companies.....	18,689,605	792,219	797,149	801,871	807,003	713,566	718,891	587,705	637,101	1,013,087	1,011,112	26,569,309
British.....	40,083,277	2,878,149	3,496,112	3,094,861	3,402,337	2,845,994	3,334,667	3,557,122	3,867,212	5,515,231	4,886,924	76,961,886
American.....	5,010,234	706,902	759,429	692,631	734,410	613,941	648,275	639,660	677,725	1,245,975	874,427	12,653,609
Grand totals.....	63,783,116	4,377,270	5,052,690	4,589,363	4,993,750	4,173,501	4,701,833	4,784,487	5,182,038	7,774,293	6,772,463	116,184,804

* Formerly the Agricultural Mutual. † Formerly the Isolated Risk. ‡ Formerly the Fire Insurance Association.

1-2 EDWARD VII., A. 1902

SUMMARY of Fire Insurance in Canada, for the Years 1869 to 1901, inclusive.

Year.	Net Cash Premiums Received.	Amount of Policies taken during each Year.	Amount at Risk at Date of Statement.	Losses paid.
CANADIAN COMPANIES.				
	\$	\$	\$	\$
1869.....	501,362	41,090,604	59,340,916	276,116
1870.....	536,600	54,637,315	59,523,641*	453,414
1871.....	707,418	68,921,494	68,465,914*	414,339
1872.....	796,847	76,499,542	72,203,784*	510,469
1873.....	842,896	71,775,952	91,032,187*	487,649
1874.....	1,453,731	126,538,965	126,705,337*	662,470
1875.....	1,646,654	168,896,111	190,284,543	1,082,206
1876.....	1,881,641	198,509,113	231,834,162	1,599,048
1877.....	1,622,955	168,935,723	217,745,048	2,186,162
1878.....	1,161,896	127,288,165	171,430,720	828,069
1879.....	1,102,822	124,652,727	158,824,631	687,353
1880.....	1,190,029	131,079,789	154,403,173	701,639
1881.....	1,206,470	140,331,153	153,436,408	1,336,758
1882.....	1,033,433	124,123,715	152,564,079	733,843
1883.....	1,091,801	122,302,460	149,930,173	760,430
1884.....	1,140,428	118,747,547	147,968,945	762,737
1885.....	1,107,879	111,162,914	143,759,390	597,189
1886.....	1,107,710	114,543,806	142,685,145	739,364
1887.....	1,121,435	109,206,925	154,165,902	764,321
1888.....	1,131,991	120,158,592	159,070,684	750,448
1889.....	1,173,948	122,965,987	158,883,612	678,752
1890.....	1,249,884	135,145,294	178,691,762	736,095
1891.....	1,278,736	135,943,674	177,785,359	940,734
1892.....	1,052,041	112,566,165	148,557,131	792,219
1893.....	1,137,797	123,785,683	154,614,280	797,149
1894.....	1,108,294	121,562,165	150,241,967	801,871
1895.....	1,151,126	130,567,693	143,697,862	807,003
1896.....	1,061,855	114,379,430	141,251,862	713,566
1897.....	1,021,216	107,268,258	154,231,897	718,891
1898.....	1,121,927	111,006,221	159,927,706	587,705
1899.....	1,183,739	130,509,195	169,792,859	637,101
1900.....	1,298,751	154,851,897	190,577,768	1,013,087
1901.....	1,737,717	172,532,208	222,898,710	1,011,112
Totals.....	37,963,079	3,992,536,482	26,569,309
BRITISH COMPANIES.				
1869.....	1,119,011	120,747,515	115,222,003	579,416
1870.....	1,185,398	131,570,928	120,903,017	1,024,362
1871.....	1,299,846	148,147,966	132,731,241	922,400
1872.....	1,499,620	174,361,395	145,700,486	1,136,167
1873.....	1,773,265	172,531,126	147,602,019	967,316
1874.....	1,809,473	177,846,240	155,088,455	1,120,106
1875.....	1,683,715	166,953,268	154,835,931	1,299,612
1876.....	1,597,410	178,725,453	153,885,268	1,168,858
1877.....	1,927,220	206,713,932	184,304,318	5,718,305
1878.....	1,994,940	213,127,414	202,702,743	880,571
1879.....	1,899,154	213,131,295	208,265,359	1,275,540
1880.....	2,048,408	227,537,306	229,745,985	855,423
1881.....	2,353,258	271,044,719	277,721,299	1,669,405
1882.....	2,908,458	321,466,183	339,520,054	1,768,444
1883.....	3,178,850	350,993,028	380,613,572	1,992,671
1884.....	3,472,119	354,458,616	413,441,198	2,290,588
1885.....	3,376,401	337,216,878	421,205,014	1,895,175
1886.....	3,429,012	349,109,117	393,166,340	2,338,164
1887.....	3,693,992	377,690,654	424,314,234	2,335,034
1888.....	3,859,282	376,540,672	434,941,955	2,094,465
1889.....	3,970,652	403,297,656	468,379,580	1,968,537
1890.....	4,072,133	427,931,692	474,884,419	2,229,556
1891.....	4,189,171	411,748,053	497,550,395	2,553,162
1892.....	4,455,474	466,900,791	549,223,123	2,873,149
1893.....	4,623,196	458,254,364	563,044,318	3,496,112
1894.....	4,602,747	435,237,770	567,948,304	3,094,861
1895.....	4,750,290	436,765,579	575,683,150	3,402,337
1896.....	5,006,047	459,959,398	591,656,008	2,845,994
1897.....	5,165,202	470,466,620	611,810,429	3,334,667

SESSIONAL PAPER No 9

SUMMARY of Fire Insurance in Canada, for the Years 1869 to 1901, inclusive—*Con.*

Year.	Net Cash Premiums Received.	Amount of Policies taken during each Year.	Amount at Risk at Date of Statement.	Losses Paid.
<i>BRITISH COMPANIES—Con.</i>				
	\$	\$	\$	\$
1898.....	5,223,345	481,404,453	629,768,638	3,557,122
1899.....	5,652,228	524,980,343	654,890,000	3,867,212
1900.....	5,846,020	540,448,980	681,751,373	5,515,231
1901.....	6,593,947	542,142,232	694,281,708	4,886,924
Totals.....	110,259,264	10,928,951,036	76,961,886
<i>AMERICAN COMPANIES</i>				
1869.....	165,166*	9,702,356*	13,796,890*	172,188
1870.....	194,781	12,893,827	11,167,928*	147,061
1871.....	314,452	27,367,712*	27,256,629*	212,460
1872.....	332,243	26,526,334*	33,818,670	263,339
1873.....	352,255	26,788,850	40,120,629	227,219
1874.....	259,049	25,243,769	25,050,427	143,583
1875.....	264,395	17,357,605	19,300,555	181,713
1876.....	228,955	23,914,181	18,888,750	99,389
1877.....	213,830	21,013,457	18,293,315	586,452
1878.....	211,594	19,432,178	35,766,238	114,034
1879.....	225,512	22,920,397	40,267,995	182,305
1880.....	241,140	25,434,766	27,414,113	109,516
1881.....	267,388	30,040,366	31,053,261	163,661
1882.....	287,815	32,454,518	34,772,345	162,699
1883.....	354,090	40,284,814	41,720,296	167,127
1884.....	367,581	40,777,215	44,097,646	191,998
1885.....	368,180	37,623,116	46,830,075	186,923
1886.....	395,613	42,099,984	50,921,537	223,860
1887.....	429,075	45,859,509	56,287,171	304,159
1888.....	445,990	44,881,343	56,722,420	228,909
1889.....	443,436	46,518,461	57,275,186	228,922
1890.....	514,054	57,646,959	67,103,440	300,916
1891.....	700,809	75,726,695	84,266,437	411,801
1892.....	1,004,812	107,708,732	123,629,818	706,902
1893.....	1,032,602	105,564,192	124,028,459	759,429
1894.....	1,000,328	96,789,493	117,876,931	692,631
1895.....	1,041,966	100,305,776	118,491,852	784,410
1896.....	1,007,948	94,949,822	112,666,482	613,941
1897.....	971,243	85,963,431	102,449,891	648,275
1898.....	1,004,859	88,750,015	105,697,763	639,660
1899.....	1,074,525	100,767,561	112,186,809	677,725
1900.....	1,187,177	108,127,777	120,003,219	1,245,975
1901.....	1,331,200	113,117,390	123,162,861	874,427
Totals.....	18,234,063	1,754,552,601	12,653,609

TOTALS FOR ALL YEARS FROM 1869 TO 1901, INCLUSIVE.

Canadian Companies.....	37,963,079	3,992,536,482	26,569,309
British ".....	110,259,264	10,928,951,036	76,961,886
American ".....	18,234,063	1,754,552,601	12,653,609
Grand totals.....	166,456,406	16,676,040,119	116,184,804

* These returns are imperfect.

ABSTRACT of Fire and Marine Insurance done by Canadian Companies which do business outside of the Dominion, and of Fire and Inland Marine or Inland Transit business done by Companies combining these branches, for 1901.

BRITISH AMERICA ASSURANCE COMPANY, TORONTO.

Nature of Insurance.	Net Cash received for Premiums.	Gross Amount of Policies, new and Renewed.	Net Amount at Risk at Date.	Net amount of Losses, incurred during the Year.	Net Amount of Losses Paid.	UNSETTLED CLAIMS.		Remarks.
						Not Resisted.	Resisted.	
Fire Insurance.....	\$ 1,553,098	\$ 194,011,008	\$ 198,773,629	\$ 982,115	\$ 1,003,716	82,978	\$ 2,660	} In all countries, Dec. 31, 1901.
Inland Marine.....	219,052	33,307,526	2,711,565	129,837	150,732	11,757	600	
Ocean Marine.....	240,308	20,621,357	3,375,076	162,302	160,797	14,102	1,750	
	2,012,458	247,939,951	204,860,270	1,254,254	1,315,245	108,837	5,010	

WESTERN ASSURANCE COMPANY.

Fire Insurance.....	2,469,829	363,553,554	322,345,332	1,599,919	1,599,352	160,782	13,220	} In all countries, Dec. 31, 1901.
Inland Marine.....	331,348	55,041,579	4,443,593	251,537	241,533	22,155	None.	
Ocean Marine.....	447,346	72,999,963	4,474,358	349,802	360,007	16,187	None.	
	3,273,523	491,595,096	331,263,283	2,192,258	2,200,892	199,124	13,220	

QUEBEC FIRE ASSURANCE COMPANY.

In Canada.....	90,570	8,513,343	11,465,830	66,254	66,516	6,054	None.	} In all countries, Dec. 31, 1901.
In other countries.....	26,315	2,386,428	1,650,524	30,025	22,154	9,297	2,431	
	116,885	10,899,771	13,116,354	96,279	88,670	15,351	2,431	

SESSIONAL PAPER No 9

ATNA INSURANCE COMPANY.

Fire Insurance.....	190,952	15,771,826	19,483,310	143,938	141,995	2,275	None. None.) In Canada, Nov. 30, } 1901.
	4,814	1,371,590	None.	None.	None.	None.		
Inland Marine.....	195,766	17,143,416	19,483,310	143,938	141,995	2,275	None.	

INSURANCE COMPANY OF NORTH AMERICA.

Fire Insurance.....	167,107	14,837,356	16,061,966	114,732	110,432	7,228	None. None.) In Canada, Dec. 31 } 1901.
	1,719	645,692	None.	None.	None.	None.		
Inland Marine.....	168,826	15,503,048	16,061,966	114,732	110,432	7,228	None.	

INLAND Marine Insurance Business in Canada, 1901.

	Net Cash Received for Premiums.	Gross Amount of Policies, New and Renewed.	Net Amount at Risk at Date.	Net Amount of Losses Paid.	UNSETTLED CLAIMS.		Net Amount of Losses incurred during the Year.
					Not Resisted.	Resisted.	
CANADIAN COMPANIES.							
British America.....	\$ 7,779	\$ 4,099,854	None.	\$ 12,877	\$ 6,032	None.	\$ 10,258
Western.....	16,801	3,443,891	None.	13,951	8,000	None.	18,834
Totals.....	24,580	7,543,745	None.	26,808	14,032	None.	29,092
AMERICAN COMPANIES.							
Ætna.....	4,814	1,371,590	None.	None.	None.	None.	None.
Insurance Co. of North America.....	1,719	645,692	None.	None.	None.	None.	None.
Totals.....	6,533	2,017,282	None.	None.	None.	None.	None.

RECAPITULATION.

Canadian Companies.....	24,580	7,543,745	None.	26,808	14,032	None.	29,092
American Companies.....	6,533	2,017,282	None.	None.	None.	None.	None.
Totals for 1901.....	31,113	9,561,027	None.	26,808	14,032	None.	29,092
Totals for 1900.....	42,651	8,343,885	None.	19,504	5,372	None.	13,449

SESSIONAL PAPER No 9

FIRE INSURANCE Done in Canada in 1901.

	Gross Amount of Risks taken during the Year.	Premiums charged thereon.	Rate of Premiums charged per cent of Risks taken.	The same for 1900.	Net Cash Paid during the Year for Losses.	Net Cash Received during the Year for Premiums.	Rate of Losses paid per cent of Premiums received.	The same for 1900.
	\$	\$ cts.			\$ cts.	\$ cts.		
<i>Canadian Companies.</i>								
Anglo-American.....	16,854,363	226,921 97	1·35	1·18	82,624 72	157,954 37	52·31	56·35
British America.....	33,797,718	488,226 57	1·44	1·21	209,468 40	350,232 51	59·81	92·03
Canadian Fire.....	10,080,191	183,547 85	1·82	1·49	68,615 49	146,518 92	46·83	69·31
Equity Fire.....	10,247,461	126,960 93	1·24	37,192 41	92,013 67	40·42
London Mutual.....	25,879,132	394,933 92	1·53	1·41	139,712 96	250,289 68	55·82	59·18
Mercantile.....	7,679,552	102,876 77	1·34	1·26	47,588 93	93,260 44	51·03	68·94
Ottawa Fire.....	13,397,096	199,610 90	1·49	1·04	84,582 74	133,965 27	63·14	40·56
Quebec.....	8,513,343	119,128 12	1·40	1·33	66,515 58	90,569 97	73·44	107·58
Western.....	46,083,352	650,087 21	1·41	1·24	274,810 59	422,911 77	64·98	89·77
Totals.....	172,532,208	2,492,294 24	1·44	1·26	1,011,111 82	1,737,716 60	58·19	78·00
<i>British Companies.</i>								
Alliance.....	12,964,454	134,144 22	1·03	1·03	150,163 00	105,468 98	142·38	160·63
Atlas.....	18,059,352	282,720 66	1·57	1·36	147,032 48	248,677 99	59·13	93·69
Caledonian.....	21,753,264	286,693 88	1·32	1·16	215,475 19	245,705 25	87·70	128·98
Commercial Union.....	35,997,644	500,002 68	1·39	1·24	281,721 34	424,009 22	76·63	80·71
Guardian.....	32,137,455	463,578 07	1·44	1·30	324,933 35	395,462 66	82·17	103·87
Imperial.....	23,287,352	349,455 85	1·50	1·31	216,794 57	306,499 24	70·73	104·66
Lancashire.....	9,135,321	128,848 01	1·41	1·33	206,041 64	132,030 38	156·06	89·34
Law Union and Crown... Liverpool and London and Globe.....	6,112,200	89,298 83	1·46	1·33	41,995 14	63,829 69	65·79	67·47
London and Lancashire.. Atlas.....	33,095,251	441,342 31	1·33	1·20	343,102 93	399,352 04	85·91	81·58
London Assurance.....	20,979,858	297,145 76	1·42	1·25	135,573 81	251,141 74	53·98	88·44
Manchester.....	14,590,424	165,116 72	1·13	0·98	113,540 58	133,451 74	85·08	113·85
National of Ireland.....	18,993,713	267,499 23	1·41	1·31	204,758 94	220,291 09	92·95	143·73
North British.....	17,676,187	273,573 11	1·55	1·36	128,980 30	229,536 40	56·19	93·69
Northern.....	41,630,828	551,753 51	1·33	1·16	354,205 49	505,535 78	70·07	115·88
Norwich Union.....	25,666,058	362,410 28	1·41	1·24	242,011 90	326,193 56	74·19	70·24
Phoenix of London.....	26,383,966	403,061 95	1·53	1·36	252,542 10	347,145 35	72·74	99·91
Royal.....	43,532,451	695,715 99	1·60	1·38	398,454 92	594,202 76	67·06	73·54
Scottish Union and National. Sun Insurance Office.....	71,758,381	957,932 25	1·33	1·14	485,718 05	814,149 32	59·66	77·81
Union Assurance.....	25,713,840	381,714 99	1·48	1·19	202,066 48	326,909 05	61·81	63·66
Totals.....	17,847,851	260,719 32	1·46	1·30	160,532 97	222,503 50	72·15	91·49
	24,826,382	363,351 00	1·46	1·26	281,280 04	301,850 87	93·19	98·40
Totals.....	542,142,232	7,656,078 62	1·41	1·24	4,886,925 22	6,593,946 61	74·11	94·34
<i>American Companies.</i>								
Ætna Fire.....	15,771,826	217,659 25	1·38	1·23	141,995 16	190,951 68	74·36	168·21
American Fire.....	*2,800,000	36,932 97	1·32	1·29	25,070 30	85·72
Connecticut Fire.....	4,323,046	68,356 48	1·58	1·32	31,878 66	53,172 92	59·95	71·87
Hartford Fire.....	20,178,317	259,029 33	1·28	1·25	147,171 90	230,284 42	63·91	127·19
Insurance Co. of North America.....	14,857,356	200,077 80	1·35	1·15	110,442 21	167,106 85	66·09	125·95
Phoenix of Brooklyn.....	12,494,126	180,331 02	1·44	1·32	97,916 97	147,378 87	66·44	57·19
Phoenix, of Hartford....	10,545,342	152,733 28	1·45	1·33	80,225 00	126,764 15	63·29	72·87
Queen, of America.....	32,147,377	482,009 32	1·50	1·30	239,726 91	415,541 01	57·69	85·45
Totals.....	113,117,390	1,597,129 45	1·41	1·27	874,427 11	1,331,199 90	65·69	104·95
Grand totals.....	827,791,830	11,745,502 31	1·42	1·25	6,772,464 15	9,662,863 11	70·09	93·38

* Estimate.

TABLE I.—Showing Total Assets, and their Nature, of Canadian Companies doing business of Fire or Inland Marine Insurance.
CANADIAN COMPANIES—ASSETS—1901.

Companies.	Real Estate.	Loans on Real Estate.	Stocks, Bonds and Debentures.	Loans on Collaterals.	Agents' Balances and Bills Receivable.	Cash on hand and in Banks.	Interest Due and Accrued.	Other Assets.	Total Assets.	Nature of Business.
	\$ cts.	\$ cts.	\$ cts.	\$ cts.	\$ cts.	\$ cts.	\$ cts.	\$ cts.	\$ cts.	
Anglo-American	None.	None.	54,607 87	None.	15,586 34	70,978 36	621 63	6,067 40	147,361 60	Fire.
British America	150,468 92	10,000 00	1,144,678 41	None.	348,408 44	61,273 25	7,326 65	39,031 66	1,761,187 33	Fire, Inland and Ocean.
Canadian Fire	None.	None.	172,420 00	None.	12,704 00	60,407 37	1,568 88	4,188 10	251,288 35	Fire.
Equity Fire	None.	20,000-00	53,076 92	None.	15,102 80	603 21	185 00	7,310 69	96,278 62	"
London Mutual Fire.	16,000 00	None.	57,535 00	None.	362,284 71	61,859 46	308 54	4,752 82	502,800 53	"
Mercantile	None.	None.	192,963 93	None.	3,193 82	29,906 31	1,689 26	None.	227,783 32	"
Ottawa Fire	None.	None.	116,721 00	None.	10,142 62	9,141 50	633 70	5,001 39	141,640 21	"
Quebec	37,037 26	None.	92,710 00	None.	21,692 17	47,546 32	1,892 46	None.	200,878 21	"
Western	65,000 00	32,550 00	2,098,307 43	None.	705,359 48	239,555 93	10,085 45	91,075 14	3,261,933 43	Fire, Inland and Ocean.
Total	268,506 18	62,550 00	3,983,050 56	None.	1,494,474 38	601,271 71	24,371 57	137,427 20	6,591,651 60	

* Including \$341,954.14 premium notes.

SESSIONAL PAPER No 9

TABLE II.—Showing the Total Liabilities of Canadian Companies doing business of Fire or Inland Marine Insurance.

CANADIAN COMPANIES—LIABILITIES—1901.

Companies.	Unsettled	*Reserve	Sundry.	Total	Excess of	Capital Stock	Nature of Business.
	Losses.	of unearned		Liability,	Assets over	paid up.	
	\$	\$	\$	\$	\$	\$	
	cts.	cts.	cts.	cts.	cts.	cts.	
Anglo-American.....	3,409 72	99,407 07	6,291 91	109,108 70	38,752 90	85,160 00	Fire.
British America.	113,847 25	1,128,719 01	5,338 12	1,247,904 38	513,282 95	1,000,000 00	Fire, Inland and Ocean.
Canadian Fire.....	1,668 79	94,494 44	None.	96,163 23	155,125 12	109,890 00	"
Equity Fire.....	4,130 99	59,556 56	5,304 24	68,991 79	27,286 83	50,000 00	"
London Mutual Fire.....	13,720 44	431,932 92	3,293 68	448,947 04	53,853 49	10,000 00	"
Mercantile.....	5,942 51	67,231 40	None.	73,173 91	154,609 41	50,000 00	"
Ottawa Fire.....	4,356 71	92,679 09	8,952 13	105,987 93	35,652 28	100,000 00	"
Quebec.....	17,781 24	85,689 89	29,707 08	133,178 21	67,700 00	100,000 00	"
Western.....	212,843 57	1,780,436 51	1,301 13	1,994,081 21	1,267,852 22	1,940,370 00	Fire, Inland and Ocean.
Total.....	377,201 22	3,840,146 89	60,188 29	4,277,536 40	2,314,115 20	3,445,420 00	

* The amounts in this column give the *pro rata* of gross premiums for the unexpired terms of all policies of the several companies in force at December 31, 1901, as provided in the statutes in that behalf. Upon the assumption that adequate premiums have been collected these amounts may be regarded as considerably in excess of the sums which would ordinarily be required to pay the losses to accrue under outstanding risks, a fact which may properly be taken into account in the case of individual companies in considering questions of actual or probable as distinguished from *legal* surplus, declaring dividends, impairment of capital and other cognate subjects.

1-2 EDWARD VII., A. 1902

TABLE III.—Showing the Assets in Canada of British and American

BRITISH COMPANIES—

Companies.	Commenced Business in Canada.	Real Estate.	Loans on Real Estate.	Stocks, Bonds and Debentures.
		\$ cts.	\$ cts.	\$ cts.
Alliance	March 1, 1892.....	None.	None.	213,809 00
Atlas.....	" 7, 1887.....	None.	None.	135,342 00
Caledonian	September, 1883.....	None.	None.	194,875 35
Commercial Union.....	September 11, 1863....	None.	2,000 00	343,119 44
Guardian	May 1, 1869.....	100,000 00	None.	427,989 00
Imperial.....	1864.....	377,178 17	None.	243,674 00
Lancashire.....	July, 1864.....	None.	None.	231,315 01
Law Union and Crown.....	April, 1899.....	208,272 96	619,284 46	184,082 00
Liverpool and London and Globe.....	June 4, 1851.....	149,700 00	1,348,750 00	1,660,222 80
London and Lancashire Fire.....	April, 1880.....	None.	None.	191,880 00
London Assurance.....	March 1, 1862.....	None.	None.	170,340 00
Manchester.....	May 20, 1890.....	None.	None.	176,361 33
National, of Ireland.....	April 2, 1883.....	None.	None.	136,762 61
North British.....	1862.....	91,800 00	2,109,685 49	2,772,820 14
Northern.....	1867.....	None.	None.	211,700 00
Norwich Union.....	April 1, 1880.....	None.	None.	227,200 00
Phoenix, of London.....	1804.....	None.	None.	414,568 15
Royal.....	1851.....	465,000 00	None.	700,245 34
Scottish Union and National.....	February, 1882.....	None.	423,000 00	173,548 00
Sun Insurance Office.....	June 3, 1892.....	None.	None.	204,200 92
Union Assurance.....	November, 1890.....	None.	None.	265,354 50
Total.....		1,391,951 13	4,502,719 95	9,279,409 59

AMERICAN

Ætna Fire.....	1821.....	None.	None.	183,564 72
American Fire.....	January 16, 1899.....	None.	None.	105,000 00
Connecticut Fire.....	1886.....	None.	None.	101,000 00
Hartford.....	November, 1836.....	None.	None.	165,708 12
Insurance Co. of North America.....	1889.....	None.	None.	124,320 00
Phoenix, of Brooklyn.....	May 1, 1874.....	None.	None.	112,000 00
Phoenix, of Hartford.....	" 20, 1890.....	None.	None.	243,330 00
Queen, of America.....	November 2, 1891.....	None.	None.	288,142 00
Total.....		None.	None.	1,823,064 84

SESSIONAL PAPER No 9

Companies doing business of Fire or Inland Marine Insurance in Canada.

ASSETS IN CANADA—1901.

Loans on Collaterals.	Agents' Balances and Bills Receivable.	Cash on hand and in Banks.	Interest Due and Accrued	Other Assets	Total Assets in Canada.	Nature of Business.
\$ cts.	\$ cts.	\$ cts.	\$ cts.	\$ cts.	\$ cts.	
None.	10,833 17	521 47	None.	None.	225,163 64	Fire.
None.	20,638 73	26,412 97	None.	5,000 00	187,393 70	"
None.	19,595 31	36,490 78	None.	6,000 00	236,961 44	"
None.	45,232 58	29,505 13	None.	6,300 00	426,157 15	"
None.	56,490 06	25,826 33	1,711 70	763 33	612,780 42	"
None.	40,132 30	6,097 80	None.	6,541 94	673,624 21	"
None.	168 67	1,229 37	1,389 42	None.	234,102 47	"
None.	967 05	9,061 63	None.	2,930 63	1,024,598 73	"
5,949 35	27,269 91	65,434 79	17,335 76	2,500 00	3,277,162 61	" and Life.
None.	26,432 38	11,590 60	None.	850 00	230,752 98	"
None.	14,680 95	15,552 66	None.	None.	200,573 61	" Inland Marine and Life.
None.	16,539 41	12,334 66	None.	3,500 00	208,735 40	"
None.	21,040 52	25,060 49	917 74	3,750 00	187,531 36	"
116,800 00	46,559 97	181,466 50	61,586 63	2,500 00	5,383,218 73	" and Life.
None.	24,186 03	11,447 53	None.	6,500 00	253,833 56	"
None.	27,035 90	38,716 19	None.	5,000 00	297,952 09	"
None.	15,166 92	10,980 46	4,557 38	None.	445,272 91	"
26,874 80	74,651 35	56,263 40	None.	9,010 14	1,332,045 03	" and Life.
None.	21,266 56	69,226 69	None.	None.	687,041 25	"
None.	26,745 06	21,395 14	None.	6,261 25	258,602 37	"
None.	13,704 35	46,283 15	844 67	3,830 02	330,016 69	"
149,624 15	549,337 18	700,897 74	88,343 36	71,237 31	16,733,520 35	

COMPANIES.

None.	12,954 49	None.	None.	None.	196,519 21	Fire and Inland Marine.
None.	612 27	5,348 18	None.	None.	110,960 45	"
None.	7,643 09	None.	None.	None.	108,643 09	"
None.	18,066 45	39,426 45	None.	None.	223,201 02	"
None.	None.	47,335 60	None.	None.	171,655 60	" and Inland Marine.
None.	11,715 64	None.	None.	None.	123,715 64	"
None.	14,250 19	1,314 50	2,661 00	6,111 99	267,667 68	"
None.	26,670 36	15,043 13	None.	150 00	330,005 49	"
None.	91,912 49	108,467 86	2,661 00	6,261 99	1,532,368 18	

TABLE IV.—Showing the Liabilities in Canada of British and American Companies doing business of Fire or Inland Marine Insurance in Canada, for the Year 1901.
BRITISH COMPANIES—LIABILITIES IN CANADA.

Companies.	Unsettled	Reserve	Liability	Sundry.	Total	Excess	Nature of Business.
	Losses (F., I. and O.) \$ cts.	of Uncearned Premiums (F., I. and O.) \$ cts.	under Life Branch. \$ cts.	\$ cts.	Liabilities in Canada. \$ cts.	of Assets, over Liabilities. The Reverse. \$ cts.	
Alliance.....	1,388 15	82,780 81	None.	84,168 96	e 140,994 68	Fire.
Atlas.....	20,338 12	145,364 24	None.	165,702 36	e 21,691 34	"
Caledonian.....	5,726 11	171,281 43	3,358 42	180,365 96	e 76,595 48	"
Commercial Union.....	38,271 91	302,611 45	839 74	341,723 10	e 84,434 05	"
Guardian.....	30,700 50	289,394 66	None.	320,095 16	e 292,685 26	"
Imperial.....	9,475 85	212,410 73	1,652 07	223,538 65	e 450,085 56	"
Lancashire.....	9,659 00	68,944 23	None.	78,604 23	e 153,498 24	"
Law Union and Crown.....	1,295 00	46,478 09	None.	47,773 09	e 976,825 64	"
Liverpool and London and Globe.....	19,950 40	337,141 69	108,322 46	500 00	465,914 55	e 2,811,248 06	Fire and Life.
London and Lancashire Fire.....	12,340 00	184,544 47	None.	198,752 53	e 32,000 45	Fire.
London Assurance.....	10,656 36	95,120 12	15,689 00	None.	123,149 12	e 77,424 49	Fire.
Manchester.....	13,643 61	163,367 07	1,154 56	175,177 99	e 38,557 41	Fire Inland Marine and Life
National, of Ireland.....	29,571 51	153,052 21	None.	166,697 82	e 20,853 54	"
North British.....	3,856 59	364,073 21	529,126 56	2,840 13	925,611 41	e 4,457,907 32	Fire and Life.
Northern.....	19,792 90	221,234 20	None.	225,090 79	e 28,742 77	Fire.
Norwich Union.....	27,894 04	240,375 35	None.	260,168 25	e 37,783 84	"
Phoenix, of London.....	30,038 00	376,938 89	None.	404,832 93	e 40,439 98	"
Royal.....	12,200 91	580,682 62	411,586 50	None.	1,022,307 12	e 309,737 91	" and Life.
Scottish Union and National.....	2,298 45	209,764 51	None.	221,965 42	e 265,075 83	"
Sun Insurance Office.....	39,062 94	153,553 85	145 83	236,029 50	e 102,604 24	"
Union Assurance.....	196,966 56	None.	e 93,987 19	"
Total.....	352,371 41	4,596,080 39	1,064,724 52	10,490 75	6,023,667 07	e10,709,853 28	

SESSIONAL PAPER No 9

TABLE IV.—Showing the Liabilities in Canada of British and American Companies doing business of Fire or Inland Marine Insurance in Canada, for the Year 1901—*Concluded*.

AMERICAN COMPANIES.

Companies.	Unsettled Losses (F., I. and O.)	Reserve of Unearned Premiums (F., I. and O.)	Liability under Life Branch.	Sundry.	Total Liabilities in Canada.	^e Excess of Assets, over Liabilities. — ^d The Reverse.	Nature of Business.
	\$ cts.	\$ cts.	\$ cts.	\$ cts.	\$ cts.	\$ cts.	
Ætna Fire.	2,275 00	124,068 76	None.	126,343 76	e 70,175 45	Fire and Inland Marine.
American Fire.	None.	None.	None.	None.	e 110,960 45	Fire.
Connecticut Fire.	13,084 71	38,814 77	None.	51,899 48	e 56,743 61	"
Hartford.	11,961 08.	145,768 97	None.	157,730 05	e 65,470 97	"
Insurance Company of North America.	7,227 70	108,917 99	None.	116,145 69	e 55,509 91	Fire and Inland Marine.
Phenix, of Brooklyn.	3,064 74	86,089 89	None.	89,154 63	e 34,561 01	Fire.
Phenix, of Hartford.	10,095 81	91,577 49	None.	101,673 30	e 165,994 38	"
Queen Insurance Company of America.	13,053 00	268,907 16	85 00	282,045 16	e 47,960 33	"
Total.	60,762 04	864,145 03	85 00	924,992 07	e 607,376 11	

1-2 EDWARD VII., A. 1902

TABLE V.—Showing the Cash INCOME and EXPENDITURE of Canadian Companies
Canada of British and American

CANADIAN COMPANIES—INCOME

INCOME (CASH).

Companies.	Net Cash for Premiums.	Interest and Dividends on Stocks, &c.	Sundry.	Total Cash Income.	Received on Account of Capital Stock not included in Income.
	\$ cts.	\$ cts.	\$ cts.	\$ cts.	\$ cts.
Anglo-American	157,954 37	3,717 47	None.	161,671 84	100 00
British America.....	2,012,458 59	45,140 09	14,881 00	2,072,479 68	7,510 00
Canadian Fire.....	146,518 92	7,132 44	None.	153,651 36	2,238 00
Equity Fire.....	92,013 67	3,072 92	None.	95,086 59	None.
London Mutual.....	250,289 68	4,072 53	577 91	254,940 12	None.
Mercantile.....	93,260 44	6,449 85	None.	99,710 29	None.
Ottawa Fire.....	133,965 27	4,036 79	None.	138,002 06	17,260 00
Quebec.....	116,884 71	6,050 98	2,250 80	125,186 49	None.
Western.....	3,278,523 20	85,310 17	None.	3,363,833 37	291,852 00
Total.....	6,281,868 85	164,983 24	17,709 71	6,464,561 80	318,960 00

BRITISH

Alliance.....	105,468 98	6,414 27	None.	111,883 25
Atlas.....	248,677 99	4,501 45	None.	253,179 44
Caledonian.....	245,705 25	8,343 13	None.	254,048 38
Commercial Union	424,009 22	12,231 99	None.	436,241 21
Guardian.....	395,462 66	5,897 04	None.	401,359 70
Imperial.....	306,499 24	8,507 29	7,711 42	322,717 95
Lancashire.....	132,030 38	8,108 95	862 72	141,002 05
Law Union and Crown.....	63,829 69	206 55	None.	64,036 24
Liverpool and London and Globe.....	399,352 04	84,230 08	2,547 96	486,130 08
London and Lancashire Fire.....	251,141 74	7,507 01	1,695 31	260,344 06
London Assurance.....	133,451 74	6,680 00	None.	140,131 74
Manchester.....	220,291 09	6,528 24	None.	226,819 33
National, of Ireland.....	229,536 40	4,911 31	None.	234,447 71
North British.....	505,535 78	205,249 99	2,645 64	713,431 41
Northern.....	326,193 56	11,497 50	None.	337,691 06
Norwich Union.....	347,145 35	8,074 04	310 74	355,530 13
Phoenix, of London.....	594,202 76	14,155 97	None.	608,358 73
Royal.....	814,149 32	30,153 40	5,897 45	850,200 17
Scottish Union and National.....	326,906 05	29,657 02	None.	356,566 07
Sun Insurance Office.....	222,503 50	293 27	None.	222,796 77
Union Assurance.....	301,850 87	8,676 31	None.	310,527 18
Total.....	6,593,946 61	471,824 81	21,671 24	7,087,442 66

AMERICAN

Ætna Fire.....	195,765 35	7,930 54	None.	203,695 89
American Fire.....	None.	3,000 00	None.	3,000 00
Connecticut Fire.....	53,172 92	4,000 00	None.	57,172 92
Hartford Fire.....	230,284 42	10,468 14	None.	240,752 56
Insurance Co. of North America.....	168,826 29	4,440 00	None.	173,266 29
Phenix, of Brooklyn.....	147,378 87	4,000 00	None.	151,378 87
Phenix, of Hartford.....	126,764 15	10,655 23	None.	137,419 38
Queen, of America.....	415,541 01	11,893 43	43 75	427,478 19
Total.....	1,337,733 01	56,387 34	43 75	1,394,164 10

SESSIONAL PAPER No 9

doing Fire and Inland Marine Insurance, and the Cash Income and Expenditure in Companies in those Branches.

AND EXPENDITURE, 1901.

EXPENDITURE (CASH).

Paid for Losses.	General Expenses.	Dividends or Bonus to Stockholders.	Total Cash Expenditure.	<i>e</i> Excess of Premiums over Losses paid. <i>d</i> The Reverse.	<i>e</i> Excess of Income over Expenditure. <i>d</i> The Reverse.	Nature of Business.
\$ cts.	\$ cts.	\$ cts.	\$ cts.	\$ cts.	\$ cts.	
82,624 72	53,218 45	None.	135,843 17	<i>e</i> 75,329 65	<i>e</i> 25,828 67	Fire.
1,315,244 76	675,516 57	66,837 68	2,057,599 01	<i>e</i> 697,213 83	<i>e</i> 14,880 67	Fire, Inland and Ocean.
68,615 49	39,077 10	6,310 49	114,003 08	<i>e</i> 77,903 43	<i>e</i> 39,648 28	Fire.
37,192 41	37,178 71	None.	74,371 12	<i>e</i> 54,821 26	<i>e</i> 20,715 47	"
139,712 96	80,469 23	None.	220,182 19	<i>e</i> 110,576 72	<i>e</i> 34,757 93	"
47,588 93	22,834 45	None.	70,423 38	<i>e</i> 45,671 51	<i>e</i> 29,286 91	"
84,582 74	52,880 12	None.	137,462 86	<i>e</i> 49,382 53	<i>e</i> 539 20	"
88,669 77	42,144 73	190 00	131,004 50	<i>e</i> 28,214 94	<i>d</i> 5,818 01	"
2,200,891 45	1,023,101 47	132,659 62	3,356,652 54	<i>e</i> 1,077,631 75	<i>e</i> 7,180 83	Fire, Inland and Ocean.
4,065,123 23	2,026,420 83	205,997 79	6,297,541 85	<i>e</i> 2,216,745 62	<i>e</i> 167,019 95	

COMPANIES.

150,163 00	36,325 83	186,483 83	<i>d</i> 44,694 02	<i>d</i> 74,605 58	Fire.
147,032 48	64,948 45	211,980 93	<i>e</i> 101,645 51	<i>e</i> 41,198 51	"
215,475 19	70,106 92	285,582 11	<i>e</i> 30,230 06	<i>d</i> 31,533 73	"
281,721 34	111,099 15	392,820 49	<i>e</i> 142,287 88	<i>e</i> 43,420 72	"
324,933 35	116,415 44	441,348 79	<i>e</i> 70,529 31	<i>d</i> 39,989 09	"
216,794 57	91,544 22	308,338 79	<i>e</i> 89,704 67	<i>e</i> 14,379 16	"
206,041 64	41,185 18	247,226 82	<i>d</i> 74,011 26	<i>d</i> 106,224 77	"
41,995 14	22,526 17	64,521 31	<i>e</i> 21,834 55	<i>d</i> 485 07	"
343,102 93	110,773 12	453,876 05	<i>e</i> 56,249 11	<i>e</i> 32,254 03	"
135,573 81	70,507 04	206,080 85	<i>e</i> 115,567 93	<i>e</i> 54,263 21	"
113,540 58	40,971 03	154,511 61	<i>e</i> 19,911 16	<i>d</i> 14,379 87	"
204,758 94	69,108 53	273,867 47	<i>e</i> 15,532 15	<i>d</i> 47,048 14	"
128,980 30	66,873 85	195,854 15	<i>e</i> 100,556 10	<i>e</i> 38,593 56	"
354,205 49	133,282 44	487,487 93	<i>e</i> 151,330 29	<i>e</i> 225,943 48	"
242,011 90	85,364 92	327,376 82	<i>e</i> 84,181 66	<i>e</i> 10,314 24	"
252,542 10	108,099 46	360,641 56	<i>e</i> 94,603 25	<i>d</i> 5,111 43	"
398,454 92	162,188 86	560,643 78	<i>e</i> 195,747 84	<i>e</i> 47,714 95	"
485,718 05	223,205 07	708,923 12	<i>e</i> 328,431 27	<i>e</i> 141,277 05	"
202,066 48	83,790 98	285,857 46	<i>e</i> 124,842 57	<i>e</i> 70,708 61	"
160,532 97	67,871 10	228,404 07	<i>e</i> 61,970 53	<i>d</i> 5,607 30	"
281,280 04	80,153 84	361,433 88	<i>e</i> 20,570 83	<i>d</i> 50,906 70	"
4,886,925 22	1,856,341 60	6,743,266 82	<i>e</i> 1,707,021 39	<i>e</i> 344,175 84	

COMPANIES.

141,995 16	46,834 14	188,829 30	<i>e</i> 53,770 19	<i>e</i> 14,866 59	Fire, and Inland Marine.
25,070 30	6,692 73	31,763 03	<i>d</i> 25,070 30	<i>d</i> 28,763 03	Fire.
31,878 66	13,510 84	45,389 50	<i>e</i> 21,294 26	<i>e</i> 11,783 42	Fire.
147,171 90	62,591 29	209,763 19	<i>e</i> 83,112 52	<i>e</i> 30,989 37	"
110,442 21	53,197 71	163,639 92	<i>e</i> 58,384 08	<i>e</i> 9,626 37	Fire, and Inland Marine.
97,916 97	39,188 52	137,105 49	<i>e</i> 49,461 90	<i>e</i> 14,273 38	Fire.
80,225 00	42,155 74	122,380 74	<i>e</i> 46,539 15	<i>e</i> 15,038 64	"
239,726 91	113,789 38	353,516 29	<i>e</i> 175,814 10	<i>e</i> 73,961 90	"
874,427 11	377,960 35	1,252,387 46	<i>e</i> 463,305 90	<i>e</i> 141,776 64	

TABLE VI.—Showing the Rate of Losses paid, General Expenses, and Stockholders' Dividends, per cent of Premiums received by Canadian Companies doing Fire or Marine Insurance during 1901, also the Rates of the Premiums charged per cent of Amounts insured, and the Rate of their Assets per cent of Amounts in force at the end of the Year, and the Rate of Total Cash Expenditure per cent of Total Cash Income.

	Nature of Business.	Rate of Losses paid per cent of Premiums received.	Rate of General Expenses per cent of Premiums received.	Rate of dividend or Bonus per cent of Stockholders' Premiums received.	Rate of Total Cash Expenditure per cent of Total Cash Income.	Amount of Risks taken during the Year.	Premiums charged thereon.	Rate of Premiums charged per cent of Risks taken.	Net Amount of Insurance in force at Date.	Assets.	Rate of Assets per cent of Amount of Insurance in force.
						\$	\$ cts.		\$	\$ cts.	
<i>Canadian Companies.</i>											
Anglo-American	Fire.....	52.31	33.69	None.	84.02	16,854,363	226,921 97	1.35	14,528,907	147,861 60	1.02
British America	Fire, Inland and Ocean.	65.36	33.57	3.32	99.28	247,939,951	2,569,373 47	1.04	204,800,270	1,761,187 33	.86
Canadian Fire	Fire.....	46.83	26.07	4.31	74.20	10,080,191	183,547 85	1.82	10,012,717	251,288 35	2.51
Equity Fire	"	40.42	40.41	None.	78.21	10,247,461	126,960 93	1.24	9,389,676	96,278 62	1.03
London Mutual	"	55.82	32.15	None.	86.37	25,879,132	394,933 92	1.53	57,379,922	502,800 53	.88
Mercantile	"	51.03	24.48	None.	70.63	7,679,552	102,876 77	1.34	10,975,017	227,783 32	2.08
Ottawa Fire	"	63.14	39.47	None.	99.61	13,397,096	199,610 90	1.49	12,974,256	141,640 21	1.09
Quebec	"	75.86	36.06	.16	104.65	10,889,771	151,354 70	1.39	13,116,354	200,878 21	1.53
Western	Fire, Inland and Ocean	67.13	31.21	4.05	99.79	461,595,096	4,625,574 53	1.00	331,263,283	3,261,933 43	.98
Total	64.71	32.26	.33	97.42	804,572,613	8,581,755 04	1.07	664,500,402	6,591,651 60	.99

TABLE VII.—Showing the Rate of Losses paid, and General Expenses in Canada, per cent of Premiums received by British and American Companies doing Fire or Inland Marine Insurance in Canada during 1901, also the Rates of Premiums charged per cent of Amounts insured.

	Nature of Business.	Rate of Losses paid per cent of Premiums received.	Rate of General Expenses per cent of Premiums received.	Rate of Total Expenditure per cent of Premiums received.	Amount of Risks taken during the Year.	Premiums charged thereon.	Rate of Premiums charged per cent of Risks taken.
					\$	\$	cts.
<i>British Companies.</i>							
Alliance	Fire	142.38	34.44	176.82	12,964,454	134,144 22	1.03
Atlas	"	59.13	26.12	85.24	18,059,352	282,720 66	1.57
Caledonian	"	87.70	28.53	116.23	21,753,264	286,693 88	1.32
Commercial Union	"	76.63	27.46	104.09	35,997,644	500,002 68	1.39
Guardian	"	29.44	82.17	111.60	32,137,455	463,578 07	1.44
Imperial	"	70.73	29.87	100.60	23,287,352	349,455 85	1.50
Lancashire	"	156.06	31.19	187.25	9,133,321	128,848 01	1.41
Law Union and Crown	"	65.79	35.29	101.08	6,112,200	89,298 83	1.46
Liverpool and London and Globe	"	85.91	27.74	113.65	33,095,251	441,342 31	1.33
London and Lancashire Fire	"	53.98	28.07	82.06	20,979,858	297,145 76	1.42
London Assurance	"	85.08	30.70	115.78	14,590,424	165,116 72	1.13
Manchester	"	92.95	31.37	124.32	18,993,713	267,499 23	1.41
National, of Ireland	"	56.19	29.14	85.33	17,676,187	273,573 11	1.55
North British	"	70.07	26.36	96.43	41,630,828	551,753 51	1.33
Northern	"	74.19	26.17	100.36	25,666,058	362,410 28	1.41
Norwich Union Fire	"	72.74	31.14	103.89	26,383,966	403,061 95	1.53
Phoenix, of London	"	67.06	27.30	94.35	43,532,451	695,715 99	1.60
Royal	"	59.66	27.42	87.08	71,758,381	957,932 25	1.33
Scottish Union and National	"	61.81	25.63	87.44	25,713,840	381,714 99	1.48
Sun Insurance Office	"	72.15	30.50	102.65	17,847,851	260,719 32	1.46
Union Assurance	"	93.19	26.55	119.74	24,826,382	363,351 00	1.46
Totals		74.11	28.15	102.26	542,142,232	7,656,078 62	1.41
<i>American Companies.</i>							
Etna Fire	Fire and Inland Marine	72.53	23.92	96.46	17,143,416	223,016 14	1.30
American Fire	Fire	59.95	25.41	85.36	2,800,000	36,932 97	1.32
Connecticut Fire	"	63.91	27.18	91.09	4,323,046	68,356 48	1.58
Hartford Fire	"	65.42	31.51	96.93	20,178,317	259,029 33	1.28
Insurance Co. of North America	Fire and Inland Marine	66.44	26.59	93.03	15,503,048	201,797 24	1.30
Phoenix, of Brooklyn	Fire	63.29	33.26	96.54	12,494,126	180,331 02	1.44
Phoenix, of Hartford	"	57.69	27.38	85.07	10,545,342	152,733 28	1.45
Queen, of America	"	66.14	28.59	94.73	32,147,377	482,009 32	1.50
Totals		66.14	28.59	94.73	115,134,672	1,604,205 78	1.39

ABSTRACT OF STATEMENTS

OF

LIFE, ACCIDENT, GUARANTEE, PLATE GLASS

AND

OTHER INSURANCE COMPANIES

IN

CANADA

FOR THE YEAR 1901

ABSTRACT OF LIFE INSURANCE IN CANADA FOR THE YEAR 1901.

	Premiums for Year.	Number of Policies New and Taken up.	Amount of Policies New and Taken up.	Number of Policies in Force at date.	Net Amount in Force.	Number of Policies become Claims.	Net Amount of Policies become Claims.	'Claims Paid (including Matured Endowments).	Unsettled Claims		Date of Returns.	
									Not Resisted	Registered		
<i>Canadian Companies.</i>												
Canada Life (Canadian business).....	\$ 2,040,838	2,194	\$ 4,212,540	34,684	\$ 71,908,788	554	\$ 1,405,135	\$ 1,310,174	\$ 188,200	None.	Dec. 31, 1901.	
Confederation ".....	1,039,552	1,965	2,611,197	22,581	32,724,332	273	424,270	451,175	16,936	7,000		
Continental Life.....	53,300	860	1,024,465	1,862	2,037,246	2	3,000	3,000	None.	2,000		
Crown Life.....	5,435	125	221,504	125	921,500	None.	None.	None.	None.	None.		
Dominion Life.....	120,698	528	841,090	3,303	4,373,624	21	31,961	31,261	3,200	None.		
Excelsior (Ordinary).....	130,987	617	950,537	3,596	4,051,091	14	14,745	13,064	3,000	None.		
Excelsior (Monthly).....	8,395	266	31,563	1,484	176,659	23	2,882	3,249	None.	None.		
Federal.....	428,206	1,635	2,282,504	8,674	12,623,814	63	125,045	131,164	20,400	None.		
Great West.....	419,761	2,039	2,054,170	9,043	13,251,039	55	86,966	89,266	None.	None.		
Home Life.....	94,803	499	375,959	1,991	2,491,197	18	26,000	11,538	12,689	4,751		
Imperial Life.....	308,030	1,622	2,917,788	4,730	8,848,761	31	55,680	36,486	17,000	None.		
London Life.....	80,858	1,041	765,710	3,293	2,815,374	41	33,174	32,309	None.	None.		
London Life.....	190,869	11,465	877,343	43,294	6,489,134	571	40,900	40,798	5,264	None.		
Manufacturers (Canadian business).....	803,623	1,897	2,595,017	18,662	24,262,971	141	212,143	187,217	29,500	11,000		
Mutual Life of Canada (Canadian business).....	1,017,591	2,452	3,727,452	21,683	31,410,585	257	375,076	350,990	48,033	4,000		
National Life.....	80,058	823	1,241,495	1,610	2,457,687	13	18,500	11,500	7,000	None.		
N. American (Can. bus.) (General).....	877,063	2,648	3,718,835	18,437	25,535,330	161	246,997	251,335	24,700	9,025		
N. American (Can. bus.) (Provident, &c.).....	9,237	1,540	175,104	2,310	326,471	15	3,203	2,917	450	None.		
Northern Life.....	75,929	1,042	1,191,925	2,221	2,664,085	10	14,235	14,154	None.	None.		
Royal Victoria.....	91,890	715	1,008,655	1,858	2,572,552	7	15,000	3,500	6,500	None.		
Subsidiary High Court of the Ancient Order of Foresters.....	15 117	212	204,250	889	750,378	13	13,451	9,451	4,000	500		
Sun Life (Can. business) (General).....	1,191,305	2,790	3,855,035	24,000	34,341,419	239	493,008	455,623	22,700	None.		
Sun Life (Can. business) (Thrift).....	52,852	2,735	346,613	9,323	1,165,898	109	10,465	10,824	10,824	None.		
Totals for 1901.....	\$ 9,136,397	41,710	\$ 38,330,747	239,653	\$ 287,499,995	2,691	\$ 3,651,845	\$ 3,456,995	\$ 420,396	\$ 38,276	Dec. 31, 1901.	
" 1900.....	9,573,405	40,545	38,545,949	223,422	267,151,086	2,452	3,207,161	3,093,918	331,059	24,657		
Increase, <i>i</i> ; decrease, <i>d</i>	<i>d</i> 237,008	<i>i</i> 1,165	<i>d</i> 215,202	<i>i</i> 16,231	<i>i</i> 20,348,909	<i>i</i> 239	<i>i</i> 444,684	<i>i</i> 357,077	<i>i</i> 89,337	<i>i</i> 13,619		
<i>British Companies.</i>												
British Empire.....	222,781	98	249,661	2,615	6,271,181	54	102,644	112,729	10,273	None.		
Commercial Union.....	16,153	3	26,000	233	697,907	10	24,764	24,033	731	None.		
*Edinburgh Life.....	4,319	None.	None.	77	179,759	7	58,643	58,643	None.	None.		
*Life Association of Scotland.....	27,947	None.	None.	719	1,182,270	35	93,567	101,736	21,897	None.		
Liverpool and London and Globe.....	5,317	None.	None.	110	182,527	7	24,411	24,411	1,577	None.		
London and Lancashire Life.....	301,634	635	1,034,115	5,469	9,026,142	84	124,113	134,692	7,443	None.		
*London Assurance.....	1,108	None.	None.	7	33,186	None.	None.	None.	None.	None.		

SESSIONAL PAPER No 9

North British.....	19,632	2	3,500	391	969,565	20	63,732	51,204	6,251	None.	Dec. 31, 1900.
Norwich Union Life	483	None.	None.	7	14,590	None.	None.	None.	None.	None.	"
*Reliance Mutual.....	4,113	None.	None.	150	173,875	4	6,812	6,941	None.	None.	"
Royal.....	17,526	1	2,000	293	793,365	15	36,884	45,468	587	None.	"
*Scottish Amicable.....	4,184	None.	None.	87	239,200	2	2,686	10,044	None.	None.	"
*Scottish Provident.....		None.	None.							None.	"
Standard.....	701,520	980	1,723,767	9,835	19,922,917	146	342,547	276,027	83,889	None.	Nov. 15, 1901.
Star.....	20,033	14	20,000	259	532,210	6	7,115	7,115	None.	None.	Dec. 31, 1901.
Totals for 1901.....	1,346,750	1,733	3,059,043	20,255	40,128,634	390	887,918	853,043	132,698	None.	
" 1900.....	1,372,355	2,018	3,717,997	29,019	39,485,844	382	897,422	901,639	103,679	1,000	
Increase, <i>i</i> ; decrease, <i>d</i>	<i>d</i> 25,605	<i>d</i> 285	<i>d</i> 658,954	<i>i</i> 236	<i>i</i> 643,290	<i>i</i> 8	<i>d</i> 10,004	<i>d</i> 48,656	<i>i</i> 29,019	<i>d</i> 1,000	
<i>American Companies.</i>											
Æthna Life.....	592,814	674	1,179,073	12,172	16,530,510	460	593,072	583,564	21,465	None.	Dec. 31, 1900.
*Connecticut Mutual.....	25,533	None.	None.	569	1,160,173	38	68,138	68,138	None.	None.	"
Equitable.....	747,636	942	1,727,605	9,815	21,275,665	103	395,866	38,929	377,784	None.	"
Germania.....	8,910	None.	None.	117	213,611	4	13,664	13,664	1,500	None.	"
Metropolitan.....	639,988	3,355	2,461,035	5,474	4,783,692	28	49,268	147,405	2,516	1,642	"
{ General.....		(16,353	15,170,907	156,633	8,877,937	1,798	100,490	484,465	29,740	None.	"
{ Industrial.....		2,193	4,194,568	11,439	25,448,763	204	457,848	17,529	1,267	None.	"
Mutual Life of New York.....	964,298	None.	None.	110	97,144	9	12,194	530,251	16,005	None.	"
*National Life.....	1,017	2,753	4,893,635	16,933	31,701,227	231	517,980	21,176	None.	None.	"
New York Life.....	1,125,150	None.	None.	259	328,063	10	31,082	31,082	None.	None.	"
*North-western.....	10,887	None.	None.	644	647,370	34	31,082	41,000	1,000	None.	"
*Phoenix Mutual.....	14,827	None.	None.	644	647,370	34	31,082	31,082	None.	None.	"
Provident Savings.....	115,277	351	531,000	1,869	3,652,947	18	31,000	41,000	1,000	None.	"
Travellers.....	216,630	373	1,166,415	3,014	6,285,841	79	166,803	107,853	7,135	None.	"
Union Mutual.....	192,978	646	963,500	4,096	6,218,129	85	119,256	118,742	5,728	None.	"
United States.....	53,533	154	233,700	975	1,647,155	7	28,500	18,500	11,000	None.	"
Totals for 1901.....	4,709,298	127,794	32,541,438	294,119	138,868,227	3,168	2,696,337	2,561,153	136,285	1,642	
" 1900.....	4,261,181	64,644	26,632,146	152,799	124,433,416	2,566	2,427,028	2,427,706	147,374	1,203	
Increase, <i>i</i> ; decrease, <i>d</i>	<i>i</i> 448,117	<i>i</i> 63,150	<i>i</i> 5,909,292	<i>i</i> 71,320	<i>i</i> 14,434,811	<i>i</i> 602	<i>i</i> 179,309	<i>i</i> 133,447	<i>d</i> 11,089	<i>i</i> 439	

RECAPITULATION.

Canadian Companies.....	9,136,397	41,710	38,330,747	239,653	287,499,995	2,691	3,631,845	3,456,995	420,396	38,276	
British.....	1,346,750	1,733	3,059,043	20,255	40,128,634	390	887,918	853,043	132,698	None.	
American.....	4,709,298	127,794	32,541,438	294,119	138,868,227	3,168	2,696,337	2,561,153	136,285	1,642	
Grand totals for 1901.....	15,192,445	171,237	73,931,228	484,027	466,496,856	6,249	7,146,100	6,871,191	689,379	39,918	
" 1900.....	15,006,941	107,207	68,896,092	396,240	431,069,846	5,400	6,532,111	6,429,323	582,112	26,680	
Increase, <i>i</i> ; decrease, <i>d</i>	<i>i</i> 185,504	<i>i</i> 64,030	<i>i</i> 5,035,136	<i>i</i> 87,787	<i>i</i> 35,427,010	<i>i</i> 849	<i>i</i> 613,989	<i>i</i> 441,868	<i>d</i> 107,267	<i>i</i> 13,238	

*These companies have ceased doing new business in Canada.

ABSTRACT of Life Insurance done by Canadian Companies which do business outside of the Dominion for the Year 1901.
CANADA LIFE ASSURANCE COMPANY.

	Premiums for Year.	Number of Policies New and Taken up.	Amount of Policies New and Taken up.	Number of Policies in Force at date.	Net Amount in Force at date.	Number of Policies become Claims.	Net Amount of Policies become Claims.	Claims Paid.	Unsettled Claims.	
									Not Resisted.	Resisted.
	\$		\$		\$		\$	\$	\$	\$
In Canada.....	2,040,838	2,194	4,212,540	34,684	71,908,788	554	1,405,135	1,310,174	188,200	None.
In other countries ..	435,413	1,044	2,865,816	4,363	11,725,372	26	69,741	57,941	16,800	None.
Total	2,476,251	3,238	7,078,356	39,047	83,634,160	580	1,474,876	1,368,115	205,000	None.

CONFEDERATION LIFE ASSOCIATION.

In Canada.....	1,030,552	1,965	2,611,197	22,581	32,724,332	273	424,270	451,175	16,936	7,000
In other countries ..	11,767	9	8,500	224	264,968	None.	None.	2,000	None.	None.
Total.....	1,051,319	1,974	2,619,697	22,805	32,989,300	273	424,270	453,175	16,936	7,000

MANUFACTURERS' LIFE INSURANCE COMPANY.

In Canada.....	803,623	1,897	2,595,017	18,662	24,262,971	141	212,143	187,217	29,500	11,000
In other countries ..	119,480	420	820,072	1,297	2,516,355	8	13,180	13,120	8,860	None.
Total.....	923,103	2,317	3,415,089	19,959	26,779,326	149	225,323	200,337	38,360	11,000

MUTUAL LIFE ASSURANCE COMPANY OF CANADA.

In Canada.....	1,017,591	2,452	3,727,452	21,683	31,410,585	257	375,076	350,990	48,033	4,000
In other countries ..	4,278	25	31,000	99	130,500	1	1,000	1,000	None.	None.
Total.....	1,021,869	2,477	3,758,452	21,782	31,541,085	258	376,076	351,990	48,033	4,000

SESSIONAL PAPER No 9

NORTH AMERICAN LIFE ASSURANCE COMPANY.

In Canada.....	886,300	4,188	3,893,939	20,747	25,861,801	176	250,200	254,252	25,150	9,025
In other countries.....	36,635	562	1,127,474	722	1,505,052	1	1,000	1,000	1,000	None.
Total.....	922,935	4,750	5,021,413	21,469	27,366,853	177	251,200	255,252	26,150	9,025

SUN LIFE ASSURANCE COMPANY OF CANADA.

In Canada.....	1,244,157	5,525	4,201,648	33,323	35,507,317	408	503,473	466,447	33,524	None.
In other countries.....	1,333,030	5,781	6,632,650	20,627	26,877,564	277	378,197	339,088	84,353	4,875
Total.....	2,577,187	11,306	10,834,298	53,950	62,384,881	685	881,670	805,535	117,877	4,875

CANADIAN Life Companies—Assets, 1901.

Companies.	Real Estate.		Loans on Real Estate.		Loans on Collaterals.		Cash Loans and Premium Obligations on Policies in Force.		Stocks Bonds and Debentures.		Cash on hand and in Banks.		Agents' Balances and Bills Receivable.		Interest Rents Due and Accrued.		Out-standing and Deferred Premiums.		Other Assets.		Total Assets.	
	\$	cts.	\$	cts.	\$	cts.	\$	cts.	\$	cts.	\$	cts.	\$	cts.	\$	cts.	\$	cts.	\$	cts.	\$	cts.
Canada Life.....	1,579,588	33	3,910,190	25	3,125,941	55	2,883,436	08	11,834,996	00	296,669	19	None.	319,905	31	554,063	77	None.	24,504,790	48		
Confederation.....	1,600,808	52	3,228,512	80	33,623	45	896,808	37	2,037,914	60	44,416	96	None.	138,529	69	290,220	70	21,251	19	8,372,081	28	
Continental.....	None.		19,375	00	None.		75	00	82,816	17	10,699	07	2,459	38	1,199	76	14,365	55	17,894	60	148,884	53
Crown Life.....	None.		None.		None.		None.		55,000	00	17,546	28	3,345	60	None.		4,547	76	854	70	81,294	34
Dominion Life.....	None.		410,928	45	None.		19,688	10	137,430	29	3,521	70	1,206	49	14,369	76	27,539	08	1,012	73	615,690	60
Excelsior.....	14,400	00	295,911	67	300	00	28,358	01	58,886	88	19,456	19	3,843	10	5,919	46	40,726	91	9,500	76	477,302	98
Federal.....	34,168	58	618,140	09	4,000	00	235,530	59	326,504	26	78,369	71	2,355	57	23,154	75	113,448	17	8,253	86	1,449,925	58
Great West.....	24,917	94	867,417	92	875	00	66,251	05	76,552	40	9,999	70	1,669	99	29,660	23	99,131	53	19,347	02	1,194,329	78
Home Life.....	100,000	00	20,763	12	None.		160,316	17	54,953	33	33,372	57	4,979	57	12,464	25	14,153	06	4,688	70	405,700	77
Imperial Life.....	None.		449,463	24	None.		13,321	15	531,115	03	207,193	23	None.	None.	18,464	26	114,951	45	9,389	27	1,344,127	61
London Life.....	6,308	17	830,135	99	14,225	00	52,991	02	143,188	93	14,489	17	None.	32,503	23	26,917	35	5,431	54	1,126,190	40	
Manufacturers' Life.....	56,859	24	1,077,395	05	175,492	47	254,005	08	1,931,327	38	16,560	69	6,802	37	52,370	04	194,419	91	7,245	02	3,772,477	25
Mutual Life of Canada.....	123,729	01	2,613,066	61	7,500	00	643,361	93	2,012,449	03	18,325	75	3,664	28	105,533	79	195,538	82	None.		5,753,169	22
National Life.....	None.		None.		56,000	00	None.		62,275	00	14,270	03	4,994	42	647	76	21,278	34	1,069	00	154,534	55
North American.....	416,936	41	1,200,489	65	215,170	00	262,740	68	2,060,017	46	22,868	65	None.	47,881	92	178,581	85	16,086	76	4,420,773	38	
Northern Life.....	None.		77,700	00	None.		766	55	131,000	00	21,604	36	11,424	66	1,003	15	36,825	90	2,101	10	282,425	72
Royal Victoria.....	None.		None.		65,000	00	1,964	53	175,180	63	18,284	56	8,695	31	919	76	30,636	49	3,893	67	504,594	94
* Subsidiary High Court of the Ancient Order of Foresters.....	None.		5,500	00	None.		119	00	26,829	50	5,342	17	None.	792	19	1,454	23	100	00	40,137	09	
Sun Life of Canada.....	1,105,060	38	3,410,320	85	138,094	55	912,137	35	5,356,318	50	236,456	69	None.	198,722	62	361,501	63	54,419	50	11,773,032	07	
Totals.....	5,122,776	68	19,065,310	69	3,890,222	02	6,431,905	66	27,094,965	37	1,089,446	66	53,937	74	1,004,041	93	2,286,316	50	182,539	42	66,221,462	57

*Beneficiary Fund.

SESSIONAL PAPER No 9

CANADIAN Life Companies—Liabilities, &c., 1901.

Companies.	Unsettled Claims.	Net Reinsurance Reserve.	Sundry.	Total Liabilities, including Reserve but not Capital Stock.	Surplus of Assets over Liabilities excluding Capital.	Capital Stock paid up.	Basis of Reserve of Policies issued previous to Jan. 1, 1900. (Policies issued since Jan. 1, 1900, are valued on H. M. 3½ basis unless otherwise stated.)
	\$ cts.	\$ cts.	\$ cts.	\$ cts.	\$ cts.	\$ cts.	
Canada Life.....	204,999 65	22,709,306 00	241,778 61	23,156,084 26	1,348,706 22	944,280 00	H.M. 3½ previous to Jan. 1, 1900. H.M. 3 after that date.
Confederation.....	23,936 00	7,715,630 00	92,567 10	7,832,133 10	539,948 18	100,000 00	H.M. 4½ 3½ p.c. for years 1896-9 inclusive, and all annuities. 3 p.c. for years 1900-1.
Continental.....	2,000 00	84,804 71	28,421 31	115,226 02	33,658 51	91,240 00	H.M. 4½
Crown Life.....	None.	7,335 00	67 00	7,402 00	73,892 34	75,650 00	H.M. 3½
Dominion Life.....	3,200 00	476,503 20	4,871 72	484,574 92	131,115 68	100,000 00	H.M. 4
Excelsior.....	3,000 00	369,928 53	8,783 23	411,711 76	65,591 22	52,635 00	H.M. 4½
Federal.....	20,400 00	1,264,496 89	5,953 05	1,290,849 94	159,075 64	130,000 00	H.M. 4½ and 4 previous to Jan. 1, 1900.
Great West.....	None.	1,004,720 14	17,265 19	1,021,985 33	172,344 45	100,000 00	H.M. 3½ and 3 subsequently.
Home Life.....	17,440 06	211,053 91	1,107 53	229,601 50	176,099 27	132,943 92	H.M. 1
Imperial Life.....	17,000 00	798,785 00	22,068 47	837,853 47	506,274 14	450,000 00	H.M. 3½
London Life.....	5,264 41	1,018,276 21	19,181 78	1,042,722 40	83,468 00	50,000 00	H.M. 4 Ordinary. For Industrial, Act. 4 to Jan. 1, 1900. Since, Fairs (3) 3 p.c.
Manufacturers' Life.....	49,360 00	3,204,136 00	14,969 75	3,268,465 75	504,011 50	300,000 00	H.M. 4½
Mutual Life of Canada.....	52,033 00	5,301,100 41	37,273 19	5,390,406 60	362,762 62	None.	Actuaries 4.
National Life.....	7,000 00	99,542 17	1,649 38	108,191 55	46,343 00	97,904 70	H.M. 3½
North American.....	35,175 00	3,808,229 00	9,928 01	3,853,332 01	567,441 37	+60,000 00	Previous to Jan. 1, 1897, H.M. 4½. For 1897-8-9 policies, H.M. 4.
Northern Life.....	None.	122,983 93	None.	122,983 93	159,441 79	213,750 00	H.M. 4½
Royal Victoria.....	6,500 00	168,558 00	None.	175,058 00	129,536 94	200,000 00	H.M. 4½
*Subsidiary High Court of Ancient Order of Foresters	4,500 00	32,718 91	687 95	37,906 86	2,230 23	None.	H.M. 4
Sun Life of Canada.....	122,752 39	10,776,727 99	70,767 08	10,970,247 46	802,784 61	105,000 00	H.M. 4½ for policies issued prior to Dec. 31, 1897. H.M. 3½ for those since.
Totals.....	574,560 51	59,204,836 00	577,340 35	60,356,736 86	5,864,725 71	3,203,403 62	

* Beneficiary department. † The capital of this company is guaranteed capital, liable to be paid out of surplus.

1-2 EDWARD VII., A. 1902

TABLE showing the Assets in Canada of British Companies doing business of Life Insurance in Canada for the Year 1901.

Companies.	Com- menced business in Canada.	Real Estate.	Loans on Real Estate.	Loans on Collaterals.	Cash Loans and Premium Obligations on Policies in force.	Stocks, Bonds and Debtentures.	Cash on hand and in Banks or deposited with Govern- ment.	Agents' Balances and Bills Re- ceivable.	Interest Rents Due and Accrued. Premiums.	Out- standing and Deferred Premiums.	Other Assets.	Total Assets.
		\$ cts.	\$ cts.	\$ cts.	\$ cts.	\$ cts.	\$ cts.	\$ cts.	\$ cts.	\$ cts.	\$ cts.	\$ cts.
<i>British Companies.</i>												
British Empire....	Feb. 7, '83	202,290 81	1,187,211 60	None.	160,193 26	283,616 89	102,974 80	None.	23,639 46	37,887 01	11,990 00	2,009,803 83
Commercial Union..	Sept 11, '63	None.	528,884 97	None.	13,946 37	157,485 35	2,087 58	None.	6,461 82	4,325 20	None.	713,191 29
Edinburgh Life....	1857	None.	None.	None.	24,352 82	161,667 67	1,828 62	None.	836 82	54 38	None.	188,740 31
Life Association of Scotland	Sept.—'57	None.	125,451 87	None.	98,966 79	166,089 49	7,176 99	None.	4,632 30	8,277 51	None.	410,314 95
*Liverpool and Lon- don and Globe ...	June 4, '51											
London & Lancashire	1863	231,662 52	851,702 25	None.	151,163 00	1,505,136 48	15,428 18	120 01	29,534 40	80,038 32	4,745 99	2,869,531 15
London Assurance.	1862											
*North British.....	1862											
Norwich Union Life.	Oct. 18, '99	None.	None.	None.	None.	73,000 00	448 09	None.	None.	None.	None.	73,448 09
Reliance Mutual....	Aug 1, '68	None.	None.	None.	None.	134,320 00	256 88	None.	None.	None.	None.	134,576 83
*Royal.....	1851											
Scottish Amicable..	1846	None.	None.	None.	16,709 74	176,048 03	None.	None.	59 64	314 37	None.	193,131 78
Scottish Provident..												
Standard	1847	460,125 89	4,948,927 21	405,200 00	488,815 56	7,958,113 29	299,002 08	None.	20,212 31	125,219 25	None.	14,705,615 59
Star.....	Nov. 6, '68	160,600 00	571,318 03	None.	17,331 45	256,395 60	46,716 85	2,551 97	18,824 79	1,504 32	None.	1,074,643 01
Totals.....		1,054,079 22	8,213,195 93	405,200 00	971,478 99	10,871,872 80	475,920 02	2,671 98	104,221 54	257,620 36	16,735 99	22,372,996 83

* These companies also do fire business. For their Assets and Total Liabilities in Canada see page and

TABLE showing the Assets in Canada of American Companies doing business of Life Assurance in Canada for the Year 1901.

Companies.	Commenced business in Canada.	Real Estate.	Loans on Real Estate.	Loans on Collaterals.	Cash Loans and Premium Obligations on Policies in force.	Stocks, Bonds and Debentures.	Cash on hand and in Banks or deposited with Government.	Agents' Balances and Bills Receivable.	Interest and Rents Due and Accrued.	Outstanding and Deferred Premiums.	Other Assets.	Total.
		\$ cts.	\$ cts.	\$ cts.	\$ cts.	\$ cts.	\$ cts.	\$ cts.	\$ cts.	\$ cts.	\$ cts.	\$ cts.
<i>American Companies.</i>												
Ætna Life.....	1866.....	None.	None.	None.	354,186 27	4,382,066 36	17,105 28	None.	22,958 76	48,209 09	None.	4,824,525 76
Connecticut Mutual..	Aug. 1, '68	None.	None.	None.	None.	111,500 00	None.	None.	None.	None.	None.	111,500 00
Equitable.....	Oct. — '68	None.	None.	None.	247,239 37	8,638,697 00	103,372 92	None.	None.	106,411 45	None.	8,495,720 74
Germania.....	Nov. — '87	None.	None.	None.	5,090 00	128,000 00	None.	None.	279 58	522 37	None.	133,891 95
Metropolitan	" — '72	36,420 72	79,400 00	None.	11,381 82	862,927 04	None.	None.	7,970 90	60,358 70	None.	1,058,459 18
Mutual Life.....	Sept. 1, '85	None.	None.	None.	331,968 08	5,098,016 30	145,691 09	None.	None.	99,375 64	None.	5,674,991 11
National Life.....	June 11, '69	None.	None.	None.	None.	None.	110,000 00	None.	None.	98 66	None.	110,098 66
New York	About 1868.	350,000 00	None.	None.	505,904 39	4,880,880 00	135,835 63	0 20	22,833 44	97,046 06	None.	5,992,499 72
North-western.	Nov. — '71	None.	None.	None.	32,590 00	139,500 00	None.	None.	None.	914 18	None.	173,904 18
Phoenix Mutual.....	Oct. — '66	None.	None.	None.	None.	134,947 60	None.	None.	None.	448 56	None.	135,396 16
Provident Savings.....	Jan. — '89	None.	None.	None.	23,301 77	184,470 46	11,903 16	9,300 08	2,601 56	11,654 39	828 65	244,060 07
Travelers	July 1, '65	None.	664,134 00	None.	98,020 00	891,703 83	None.	None.	23,820 13	41,636 82	None.	1,719,314 78
Union Mutual.....	Oct. 12, '68	None.	None.	None.	7,126 13	861,705 78	16,971 57	197 72	4,996 74	30,709 95	84 30	921,792 19
United States.....	Aug. 8, '73	None.	None.	None.	9,059 14	229,925 50	None.	None.	2,261 81	6,949 46	None.	248,195 91
Totals.....	386,420 72	743,534 00	None	1,625,806 97	25,944,339 87	540,879 65	9,498 00	87,722 92	504,335 33	912 95	29,843,450 41

1-2 EDWARD VII., A. 1902

TABLE showing the Liabilities in Canada of British and American Companies doing business of Life Insurance in Canada for the Year 1901.

LIABILITIES IN CANADA, 1901.

	Unsettled Claims.	Net Reinsurance Reserve.	Sundry.	Total Liabilities, including Reserve.	<i>e</i> Excess of Assets over Liabilities. <i>d</i> The Reverse.
	\$ cts.	\$ cts.	\$ cts.	\$ cts.	\$ cts.
<i>British Companies.</i>					
British Empire.....	10,273 50	1,715,287 00	3,070 00	1,728,630 50	<i>e</i> 281,173 33
Commercial Union.....	731 20	240,000 00	None.	240,731 20	<i>e</i> 472,460 09
Edinburgh Life.....	None.	110,926 00	None.	110,926 00	<i>e</i> 77,814 31
Life Association of Scotland..	21,997 33	925,860 45	None.	947,857 78	<i>e</i> 537,542 83
Liverpool & London & Globe..	1,576 50	106,745 96	None.	108,322 46
London and Lancashire..	7,442 50	2,220,000 00	4,843 29	2,232,285 79	<i>e</i> 637,245 36
London Assurance ..	None.	15,689 00	None.	15,689 00
North British.....	6,251 03	522,044 00	831 53	529,126 56
Norwich Union Life.....	None.	864 00	None.	864 00	<i>e</i> 72,584 09
Reliance Mutual.....	None.	80,866 00	None.	80,866 00	<i>e</i> 53,710 83
Royal.....	586 50	411,000 00	None.	411,586 50
Scottish Amicable.....	None.	142,790 43	None.	142,790 43	<i>e</i> 50,341 35
Scottish Provident.....
Standard.....	83,839 00	5,700,000 00	None.	5,783,839 00	<i>e</i> 8,921,776 59
Star.....	None.	160,000 00	None.	160,000 00	<i>e</i> 914,643 01
Totals.....	132,697 56	12,352,072 84	8,744 82	12,493,515 22	12,019,291 79
<i>American Companies.</i>					
Ætna Life.....	21,465 00	5,317,856 00	9,422 64	5,348,743 64	<i>d</i> 524,217 88
Connecticut Mutual.....	None.	600,000 00	None.	600,000 00	<i>d</i> 488,500 00
Equitable.....	38,929 00	5,241,556 00	36,915 21	5,317,400 21	<i>e</i> 3,178,320 53
Germania.....	1,500 00	104,701 00	None.	106,201 00	<i>e</i> 27,690 95
Metropolitan.....	4,158 00	983,694 00	15,015 05	1,007,867 05	<i>e</i> 50,592 13
Mutual Life, of New York.....	29,739 80	5,391,806 00	27,249 27	5,448,795 07	<i>e</i> 226,196 04
National Life.....	1,267 00	54,609 00	None.	55,876 00	<i>e</i> 54,222 66
New York Life.....	16,005 08	5,997,918 00	1,048 53	6,014,971 61	<i>d</i> 22,471 89
North-western.....	None.	149,720 00	None.	149,720 00	<i>e</i> 23,284 18
Phoenix Mutual.....	None.	275,000 00	None.	275,000 00	<i>d</i> 139,603 84
Provident Savings.....	1,000 00	199,179 00	31 38	200,210 38	<i>e</i> 43,849 69
Travelers.....	7,135 00	1,429,726 00	97,364 00	1,534,225 00	<i>e</i> 185,089 78
Union Mutual.....	5,727 93	976,518 00	1,779 20	984,025 13	<i>d</i> 62,232 94
United States.....	11,000 00	226,357 00	75 00	237,432 00	<i>e</i> 10,763 91
Totals.....	137,926 81	26,953,640 00	188,900 28	27,280,467 09	<i>e</i> 2,502,983 32

SESSIONAL PAPER No 9

TABLE showing the Cash Income of Canadian Companies doing Life Insurance and the Cash Income in Canada of British and American Companies in that Branch.

INCOME (CASH), 1901.

	Net Premium Income.	Consideration for Annuities.	Interest and Dividends on Stocks, &c.	Sundry.	Total.
	\$ cts.	\$ cts.	\$ cts.	\$ cts.	\$ cts.
<i>Canadian Companies.</i>					
Canada Life	2,445,276 89	30,974 40	976,214 18	65,151 76	3,517,617 23
Confederation	1,044,254 53	7,064 72	286,369 15	48,685 24	1,386,373 64
Continental	53,900 10	None.	4,123 81	4,560 92	61,984 83
Crown Life	5,435 43	None.	1,338 75	18,952 50	25,726 68
Dominion Life	120,697 64	None.	24,390 83	315 95	145,404 42
Excelsior	139,382 45	None.	19,034 45	687 15	159,104 05
Federal	428,205 70	None.	55,824 64	1,730 00	485,760 34
Great West	417,321 21	2,440 00	52,624 72	1,346 43	473,732 36
Home Life	94,802 63	None.	4,952 57	4,358 45	104,113 65
Imperial Life	301,107 25	6,923 00	53,501 64	None.	361,531 89
London Life	271,726 83	None.	50,292 76	None.	322,019 59
Manufacturers' Life	921,921 16	1,181 40	141,189 33	530 09	1,064,821 98
Mutual Life of Canada	998,619 06	23,250 00	252,476 21	3,340 81	1,277,686 08
National Life of Canada	80,057 79	None.	3,431 87	1,825 00	85,314 66
North American	917,433 87	5,501 15	156,235 92	20,225 64	1,099,396 58
Northern Life	75,928 72	None.	8,827 20	None.	84,755 92
Royal Victoria	87,354 65	4,535 00	9,938 72	None.	101,823 37
Subsidiary High Court of Ancient Order of Foresters.	15,116 78	None.	1,585 25	None.	16,702 03
Sun Life of Canada	2,474,837 53	102,349 70	455,893 02	62,399 21	3,095,479 46
Totals	10,892,780 22	184,219 37	2,558,245 02	234,109 15	13,869,353 76
<i>British Companies.</i>					
British Empire	222,781 07	None.	73,113 38	None.	295,894 45
Commercial Union	16,152 56	None.	20,756 86	None.	36,909 42
Edinburgh Life	4,319 10	None.	1,047 94	None.	5,367 04
Life Association of Scotland	27,946 60	None.	11,175 11	None.	39,121 71
Liverpool & London & Globe	5,316 77	None.	None.	None.	5,316 77
London and Lancashire	301,634 11	None.	108,355 50	7,350 64	417,340 25
London Assurance	1,108 44	None.	None.	None.	1,108 44
North British	19,631 56	None.	None.	None.	19,631 56
Norwich Union Life	482 55	None.	None.	None.	482 55
Reliance Mutual	4,112 59	None.	None.	None.	4,112 59
Royal	17,525 94	None.	1,920 15	None.	19,446 09
Scottish Amicable	4,183 92	None.	611 07	None.	4,794 99
Scottish Provident					
Standard	684,398 62	17,121 29	653,293 84	9,894 75	1,364,708 50
Star	20,032 51	None.	40,314 46	6,211 86	66,658 83
Totals	1,329,626 34	17,121 29	910,588 31	23,557 25	2,280,893 19
<i>American Companies.</i>					
Ætna Life	592,814 29	None.	179,623 62	None.	772,437 91
Connecticut Mutual	25,552 72	None.	4,575 00	None.	30,127 72
Equitable	737,040 11	10,595 75	269,550 75	699 94	1,017,886 55
Germania	8,910 29	None.	4,764 17	None.	13,674 46
Metropolitan	637,283 49	2,700 00	27,414 48	3,427 03	670,830 00
Mutual Life of New York	948,924 64	15,373 50	176,744 76	None.	1,141,042 90
National Life	1,016 81	None.	None.	None.	1,016 81
New York Life	1,112,741 39	12,409 10	232,731 66	52,490 62	1,410,372 77
North-western	10,886 89	None.	None.	None.	10,886 89
Phoenix Mutual	14,626 64	None.	4,634 58	None.	19,261 22
Provident Savings	115,277 32	None.	6,545 39	None.	121,822 71
Travelers	216,630 37	None.	65,348 07	None.	281,978 44
Union Mutual	192,978 39	None.	34,800 45	None.	227,778 84
United States	53,533 48	None.	4,631 59	None.	58,165 07
Totals	4,668,221 83	41,078 35	1,011,364 52	56,617 59	5,777,282 29

1-2 EDWARD VII., A. 1902

TABLE showing the Cash Expenditure of Canadian Companies doing Life Insurance, and Cash Expenditure in Canada of British and American Companies in that Branch.

EXPENDITURE (CASH), 1901.

	Payments to Policy-holders	General Expenses.	Dividends to Stockholders	Total Expenditure.	<i>e</i> Excess of Income over Expenditure. <i>d</i> The Reverse.
	\$ cts.	\$ cts.	\$ cts.	\$ cts.	\$ cts.
<i>Canadian Companies</i>					
Canada Life.....	1,559,942 57	615,689 99	41,118 18	2,216,750 74	<i>e</i> 1,300,866 49
Confederation.....	588,971 93	231,870 91	15,000 00	835,842 84	<i>e</i> 550,530 80
Continental.....	3,133 00	50,424 08	None.	53,557 08	<i>e</i> 8,427 75
Crown Life.....	None.	24,630 10	None.	24,630 10	<i>e</i> 1,096 58
Dominion Life.....	33,322 97	40,032 74	5,753 81	79,109 52	<i>e</i> 66,294 90
Excelsior.....	23,108 86	51,561 68	2,969 00	77,639 54	<i>e</i> 81,464 51
Federal.....	182,925 67	139,731 81	7,280 00	329,937 48	<i>e</i> 155,822 86
Great West.....	98,370 79	140,555 59	6,000 00	244,926 38	<i>e</i> 228,805 98
Home Life.....	38,365 29	50,968 89	None.	89,334 18	<i>e</i> 14,779 47
Imperial Life.....	45,541 14	123,903 90	None.	169,445 04	<i>e</i> 192,086 85
London Life.....	81,248 46	112,353 15	4,000 00	197,601 61	<i>e</i> 124,417 98
Manufacturers' Life.....	236,073 74	272,163 06	24,570 51	532,807 31	<i>e</i> 532,014 67
Mutual Life of Canada.....	493,532 45	215,676 94	None.	709,209 39	<i>e</i> 568,476 69
National Life.....	11,500 00	53,162 71	None.	64,662 71	<i>e</i> 20,651 95
North American.....	386,688 35	285,906 70	6,000 00	678,595 05	<i>e</i> 420,801 53
Northern Life.....	14,294 25	51,076 65	None.	65,370 90	<i>e</i> 19,385 02
Royal Victoria.....	13,340 89	59,790 33	None.	73,131 22	<i>e</i> 28,697 15
Subsidiary High Court of Ancient Order of Foresters	15,996 87	2,999 99	None.	18,996 86	<i>d</i> 2,294 83
Sun Life of Canada.....	1,065,546 70	742,820 13	15,750 00	1,824,116 83	<i>e</i> 1,271,362 63
Totals.....	4,891,903 93	3,265,319 35	128,441 50	8,285,664 78	<i>e</i> 5,583,688 98
<i>British Companies.</i>					
British Empire.....	127,068 34	35,307 55	162,375 89	<i>e</i> 133,518 56
Commercial Union.....	24,495 28	1,899 93	26,395 21	<i>e</i> 10,514 21
Edinburgh Life.....	58,643 44	438 91	59,082 35	<i>d</i> 53,715 31
Life Association of Scotland.....	118,446 73	1,741 57	120,188 30	<i>d</i> 81,066 59
Liverpool & London & Globe.....	28,523 57	289 45	28,813 02	<i>d</i> 23,496 25
London and Lancashire.....	150,471 29	69,291 64	219,762 93	<i>e</i> 197,577 32
London Assurance.....	None.	2 81	2 81	<i>e</i> 1,105 63
North British.....	56,449 92	4,489 43	60,939 35	<i>d</i> 41,307 79
Norwich Union Life.....	None.	34 46	34 46	<i>e</i> 448 09
Reliance Mutual.....	6,995 03	331 83	7,326 86	<i>d</i> 3,214 27
Royal.....	46,456 64	733 79	47,190 43	<i>d</i> 27,744 34
Scottish Amicable.....	11,582 16	97 17	11,679 33	<i>d</i> 6,884 34
Scottish Provident.....
Standard.....	321,455 04	140,639 05	462,094 09	<i>e</i> 902,614 41
Star.....	8,741 02	2,595 57	11,336 59	<i>e</i> 55,322 24
Totals.....	959,328 46	257,893 16	1,217,221 62	<i>e</i> 1,063,671 57
<i>American Companies.</i>					
Ætna Life.....	687,165 84	90,236 09	777,401 93	<i>d</i> 4,964 02
Connecticut Mutual.....	85,235 86	183 58	85,419 44	<i>d</i> 55,291 72
Equitable.....	516,623 05	106,072 45	622,695 50	<i>e</i> 395,191 05
Germania.....	14,278 71	54 29	14,333 00	<i>d</i> 658 54
Metropolitan.....	156,798 41	343,674 01	500,472 42	<i>e</i> 170,357 58
Mutual Life.....	540,133 79	174,608 01	714,741 80	<i>e</i> 426,301 10
National Life.....	17,528 60	60 67	17,589 27	<i>d</i> 16,572 46
New York Life.....	764,162 18	213,553 68	977,715 86	<i>e</i> 432,655 51
North-western.....	27,067 07	5 53	27,072 60	<i>d</i> 16,185 71
Phoenix Mutual.....	35,788 57	None.	35,788 57	<i>d</i> 16,527 35
Provident Savings.....	46,476 82	31,831 12	78,307 94	<i>e</i> 43,514 77
Travelers.....	124,084 42	40,014 67	164,099 09	<i>e</i> 117,879 35
Union Mutual.....	133,019 62	50,866 28	183,885 90	<i>e</i> 43,892 94
United States.....	21,060 87	14,209 55	35,270 42	<i>e</i> 22,894 65
Totals.....	3,169,423 81	1,065,371 33	4,234,795 14	<i>e</i> 1,542,487 15

SESSIONAL PAPER No 9

PAYMENTS TO POLICY-HOLDERS, 1901.

Companies.	Death Claims.	Matured Endowments	Paid to Annuitants.	Paid for Surrendered Policies.	Dividends paid Policy-holders.	Total paid to Policy-holders.	Net Premium Income (including consideration for Annuities).
	\$ cts.	\$ cts.	\$ cts.	\$ cts.	\$ cts.	\$ cts.	\$ cts.
<i>Canadian Companies.</i>							
Canada Life.....	1,163,098 03	205,016 85	16,124 18	102,906 78	72,796 73	1,559,942 57	2,476,251 29
Confederation.....	279,061 62	174,113 00	17,219 73	47,333 69	71,243 89	588,971 93	1,051,319 25
Continental.....	3,000 00	None.	None.	133 00	None.	3,133 00	53,300 10
Crown Life.....	None.	None.	None.	None.	None.	None.	5,435 43
Dominion Life.....	31,261 00	None.	833 48	175 24	1,053 25	33,322 97	120,697 64
Excelsior.....	15,398 38	914 34	300 00	2,088 33	4,407 81	23,108 86	139,382 45
Federal.....	129,164 25	2,000 00	2,145 67	18,977 05	30,638 70	182,925 67	428,205 70
Great West.....	89,265 75	None.	1,874 99	6,757 36	472 69	98,370 79	419,761 21
Home Life.....	11,537 75	None.	None.	26,827 54	None.	38,365 29	94,802 63
Imperial Life.....	36,485 58	None.	6,705 41	2,350 15	None.	45,541 14	308,030 25
London Life.....	59,898 32	13,209 05	None.	3,323 05	4,818 04	81,248 46	271,726 83
Manufacturers Life....	169,622 49	30,715 00	2,181 39	22,983 19	10,571 67	236,073 74	923,102 56
Mutual Life of Canada	188,510 50	163,480 00	6,763 07	52,523 37	82,255 51	493,532 45	1,021,869 06
National Life.....	11,500 00	None.	None.	None.	None.	11,500 00	80,507 79
North American	197,603 23	57,649 00	8,634 24	61,945 20	60,856 68	386,688 35	922,935 02
Northern Life.....	14,154 25	None.	None.	140 00	None.	14,294 25	75,928 72
Royal Victoria.....	9,500 00	None.	3,668 14	172 75	None.	13,340 89	91,889 65
Subsidiary High Court of Ancient Order of Foresters.....	9,451 00	None.	None.	6,545 87	None.	15,996 87	15,116 78
Sun Life of Canada ...	626,628 50	178,906 61	44,499 07	140,903 72	74,608 80	1,065,546 70	2,577,187 23
Totals.....	3,045,140 65	826,003 85	110,949 37	496,086 29	413,723 77	4,891,903 93	11,076,999 59
<i>British Companies.</i>							
British Empire	77,533 32	35,195 50	4,712 30	8,126 79	1,500 43	127,068 34	222,781 07
Commercial Union....	24,033 08	None.	None.	343 11	119 09	24,495 28	16,152 56
Edinburgh Life.....	57,993 01	650 43	None.	None.	None.	58,643 44	4,319 10
Life Association of Scotland	94,725 14	7,011 28	None.	12,024 50	4,685 81	118,446 73	27,946 60
Liverpool and London and Globe.....	24,273 81	137 00	1,165 36	2,947 40	None.	28,523 57	5,316 77
London and Lancashire	97,798 76	36,893 25	None.	9,908 57	5,870 71	150,471 29	301,634 11
London Assurance....	None.	None.	None.	None.	None.	None.	1,108 44
North British.....	48,574 40	2,630 07	1,123 82	851 66	3,269 97	56,449 92	19,631 56
Norwich Union Life ..	None.	None.	None.	None.	None.	None.	482 55
Reliance Mutual	6,940 68	None.	54 35	None.	None.	6,995 03	4,112 59
Royal.....	45,468 39	None.	263 53	724 72	None.	46,456 64	17,525 94
Scottish Amicable....	10,043 99	None.	None.	1,538 17	None.	11,582 16	4,183 92
Scottish Provident	196,570 48	79,456 35	9,063 06	36,365 15	*	321,455 04	701,519 91
Standard.....	6,142 05	973 33	116 18	1,509 46	None.	8,741 02	20,032 51
Star.....	690,097 11	162,947 21	16,498 60	74,339 53	15,446 01	959,328 46	1,346,747 63
<i>American Companies.</i>							
Aetna Life.....	250,355 01	333,209 00	None.	9,851 24	93,750 59	687,165 84	592,814 29
Connecticut Mutual...	60,300 00	7,838 00	None.	5,752 00	11,345 86	85,235 86	25,552 72
Equitable.....	302,184 74	75,599 61	4,859 72	65,056 33	68,922 65	516,623 05	747,635 86
Germania.....	13,664 37	None.	None.	590 00	24 34	14,278 71	8,910 29
Metropolitan.....	147,355 27	50 00	None.	4,559 50	4,833 64	156,798 41	639,988 49
Mutual Life.....	301,698 75	182,766 44	18,119 38	20,203 17	17,346 05	540,133 79	964,298 14
National Life.....	17,028 60	500 00	None.	None.	None.	17,528 60	1,016 81
New York Life.....	363,491 19	166,760 23	9,830 31	108,125 37	115,955 08	764,162 18	1,125,150 49
North-western.....	20,176 00	1,000 00	None.	3,018 33	2,872 74	27,067 07	10,886 89
Phœnix Mutual.....	28,424 00	2,658 00	None.	1,845 00	2,861 57	35,788 57	14,626 64
Provident Savings....	41,000 00	None.	None.	4,322 62	1,154 20	46,476 82	115,277 32
Travelers.....	65,108 00	42,745 00	2,382 72	13,848 70	None.	124,084 42	216,630 37
Union Mutual.....	92,648 60	26,093 61	None.	7,310 38	6,967 03	133,019 62	192,978 39
United States.....	17,500 00	1,000 00	20 00	1,909 87	631 00	21,060 87	53,533 48
Totals.....	1,720,934 53	840,219 89	35,212 13	246,392 51	326,664 75	3,160,423 81	4,709,300 18

* Bonus additions to the amount of \$524,715 were added to Canadian policies during the year.

1-2 EDWARD VII., A. 1902

AMOUNT of Life Insurance terminated in Canada in Natural Course or by Surrender and Lapse during the Year 1901.

	Amount Terminated by				Total Surrender and Lapse.
	Death.	Maturity and Expiry.	Surrender.	Lapse.	
<i>Canadian Companies.</i>	\$	\$	\$	\$	\$
Canada Life.....	1,199,858	220,356	442,473	1,185,575	1,628,048
Confederation.....	251,759	316,119	236,456	849,000	1,085,456
Continental.....	3,000	None.	9,000	550,255	559,255
Crown Life.....	None.	None.	None.	None.	None.
Dominion Life.....	31,961	29,000	9,087	228,750	237,837
Excelsior.....	17,627	2,000	48,100	489,580	537,680
Federal.....	128,045	59,500	93,005	1,086,292	1,179,297
Great West.....	86,966	None.	145,645	865,750	1,011,395
Home Life.....	27,000	None.	1,000	383,366	384,366
Imperial Life.....	69,680	None.	59,086	578,816	637,902
London Life.....	63,519	13,220	17,210	1,072,831	1,090,041
Manufacturers.....	192,476	28,167	159,868	1,603,414	1,763,282
Mutual Life of Canada.....	207,471	219,605	217,062	1,073,650	1,290,712
National Life.....	18,500	None.	None.	448,000	448,000
North American.....	212,322	80,399	429,124	1,350,979	1,780,103
Northern Life.....	16,235	None.	2,000	480,373	482,373
Royal Victoria.....	20,000	None.	2,000	358,250	360,250
Subsidiary High Court of Ancient Order of Foresters.....	13,451	None.	12,507	112,003	124,510
Sun Life of Canada.....	338,178	254,237	649,075	1,455,780	2,104,855
Totals for 1901.....	2,898,048	1,222,603	2,532,698	14,172,664	16,705,362
" 1900.....	2,601,371	1,145,133	2,966,171	13,130,804	16,096,975
Increase (i); decrease (d).....	i 296,677	i 77,470	d 433,473	i 1,041,860	i 608,387
<i>British Companies.</i>					
British Empire.....	68,565	35,179	80,456	228,836	309,292
Commercial Union.....	24,612	None.	6,000	10,000	16,000
Edinburgh Life.....	57,993	650	None.	None.	None.
Life Association of Scotland.....	82,373	11,193	6,156	6,814	12,970
Liverpool and London and Globe.....	16,947	137	5,000	None.	5,000
London and Lancashire.....	89,314	34,799	130,812	553,478	684,290
London Assurance.....	None.	None.	None.	None.	None.
North British.....	61,102	2,630	18,944	21,703	40,647
Norwich Union Life.....	None.	None.	None.	None.	None.
Reliance Mutual.....	6,812	None.	None.	None.	None.
Royal.....	36,884	None.	1,170	None.	1,170
Scottish Amicable.....	2,686	None.	538	None.	538
Scottish Provident.....					
Standard.....	236,685	152,862	165,560	648,716	814,276
Star.....	6,142	973	21,148	27,500	48,648
Totals for 1901.....	690,115	238,423	435,784	1,497,047	1,932,831
" 1900.....	665,776	270,905	454,217	1,058,515	1,512,732
Increase (i); decrease (d).....	i 24,339	d 32,482	d 18,433	i 438,532	i 420,099
<i>American Companies.</i>					
Ætna Life.....	264,386	337,827	63,136	240,877	304,013
Connecticut Mutual.....	60,300	22,428	None.	None.	None.
Equitable.....	320,630	88,620	397,489	740,162	1,137,651
Germania.....	12,164	1,500	2,000	None.	2,000
Metropolitan.....	147,355	None.	164,645	8,083,704	8,248,349
Mutual Life.....	295,440	166,408	300,904	1,462,000	1,762,904
National Life.....	11,427	767	None.	None.	None.
New York Life.....	354,366	337,330	383,916	1,511,877	1,895,793
North-western.....	20,176	1,000	9,000	None.	9,000
Phoenix Mutual.....	28,424	2,658			
Provident Savings.....	31,000	498,500	42,000	116,082	158,082
Travelers.....	119,418	65,169	93,761	201,282	295,043
Union Mutual.....	91,200	104,681	45,625	374,191	419,816
United States.....	27,500	53,000	11,500	134,500	146,000
Totals for 1901.....	1,783,786	1,679,888	1,513,976	12,864,675	14,378,651
" 1900.....	1,638,278	1,631,369	1,449,942	10,792,267	12,242,209
Increase (i); decrease (d).....	i 145,508	i 48,519	i 64,034	i 2,072,408	i 2,136,442

SESSIONAL PAPER No 9

AMOUNTS of Insurance effected in Canada during the respective Years 1875-1901.

Year.	Canadian Companies.	British Companies.	American Companies.	Total.
	\$	\$	\$	\$
1875.....	5,077,601	1,689,833	8,306,824	15,074,258
1876.....	5,465,966	1,683,357	6,740,804	13,890,127
1877.....	5,724,648	2,142,702	5,667,317	13,534,667
1878.....	5,508,556	2,789,201	3,871,998	12,169,755
1879.....	6,112,706	1,877,918	3,363,600	11,354,224
1880.....	7,547,876	2,302,011	4,057,000	13,906,887
1881.....	11,158,479	2,536,120	3,923,412	17,618,011
1882.....	11,855,545	2,833,250	5,423,960	20,112,755
1883.....	11,883,317	3,278,008	6,411,633	21,572,960
1884.....	12,926,265	3,167,910	7,323,737	23,417,912
1885.....	14,881,695	3,950,647	8,332,646	27,164,988
1886.....	19,289,694	4,054,279	11,827,375	35,171,348
1887.....	23,505,549	3,067,040	11,435,721	38,008,310
1888.....	24,876,259	3,985,787	12,364,483	41,226,529
1889.....	*26,438,358	3,399,313	14,719,266	*44,556,937
1890.....	23,541,404	3,390,972	13,591,080	40,523,456
1891.....	21,904,302	2,947,246	13,014,739	37,866,287
1892.....	25,585,534	3,625,213	15,409,266	44,620,013
1893.....	28,089,437	2,967,855	14,145,555	45,202,847
1894.....	28,670,364	3,214,216	17,640,677	49,525,257
1895.....	27,909,672	3,337,638	13,093,888	44,341,198
1896.....	26,171,830	2,869,971	13,582,769	42,624,570
1897.....	30,351,021	2,778,510	15,138,134	48,267,665
1898.....	35,043,182	3,323,107	16,398,384	54,764,673
1899.....	42,138,128	3,748,127	21,514,478	67,400,733
1900.....	38,545,949	3,717,997	26,632,146	68,896,092
1901.....	38,330,747	3,059,043	32,541,438	73,931,228
Total.....	558,534,084	81,737,271	326,472,332	966,743,687

* Including 20 months' business of the Canada Life.

AMOUNTS of Insurance in force in Canada, 1875-1901.

Year.	Canadian Companies.	British Companies.	American Companies.	Total.
	\$	\$	\$	\$
1875.....	21,957,296	19,455,607	43,596,361	85,009,264
1876.....	24,649,284	18,873,173	40,728,461	84,250,918
1877.....	26,870,224	19,349,204	39,468,475	85,687,903
1878.....	28,656,556	20,078,533	36,016,848	84,751,937
1879.....	33,246,543	19,410,829	33,616,330	86,273,702
1880.....	37,838,518	19,789,863	33,643,745	91,272,126
1881.....	46,041,591	20,983,092	36,266,249	103,290,932
1882.....	53,855,051	22,329,368	38,857,629	115,042,048
1883.....	59,213,609	23,511,712	41,471,554	124,196,875
1884.....	66,519,958	24,317,172	44,616,596	135,453,726
1885.....	74,591,139	25,930,272	49,440,735	149,962,146
1886.....	88,181,859	27,225,607	55,908,230	171,315,696
1887.....	101,796,754	28,163,329	61,734,187	191,694,270
1888.....	114,034,279	30,003,210	67,724,094	211,761,583
1889.....	125,125,692	30,488,618	76,348,392	231,963,702
1890.....	135,218,990	31,613,730	81,599,847	248,424,567
1891.....	143,368,817	32,407,937	85,698,475	261,475,229
1892.....	154,709,077	33,692,706	90,708,482	279,110,265
1893.....	167,475,872	33,543,834	94,602,966	295,622,722
1894.....	177,511,846	33,911,885	96,737,705	308,161,436
1895.....	188,326,057	34,341,172	96,590,352	319,257,581
1896.....	195,303,042	34,837,448	97,660,009	327,800,499
1897.....	208,655,459	35,293,134	100,063,684	344,012,277
1898.....	226,209,636	36,606,195	105,708,154	368,523,985
1899.....	252,201,516	38,025,948	113,943,209	404,170,673
1900.....	267,151,086	39,485,344	124,433,416	431,069,846
1901.....	287,499,995	40,128,634	138,868,227	466,496,856

1-2 EDWARD VII., A. 1902

PREMIUM-INCOME during the respective Years 1875-1901.

Year.	Canadian Companies.	British Companies.	American Companies.	Total.
	\$	\$	\$	\$
1875.....	707,256	623,296	1,551,835	2,882,387
1876.....	768,543	597,155	1,437,612	2,803,310
1877.....	770,319	577,364	1,299,724	2,647,407
1878.....	827,098	586,044	1,197,535	2,610,677
1879.....	919,345	565,875	1,121,537	2,606,757
1880.....	1,039,341	579,729	1,102,058	2,721,128
1881.....	1,291,026	613,595	1,190,068	3,094,689
1882.....	1,562,085	674,362	1,308,158	3,544,605
1883.....	1,652,543	707,468	1,414,738	3,774,749
1884.....	1,869,100	744,227	1,518,991	4,132,318
1885.....	2,092,986	803,980	1,723,012	4,619,978
1886.....	2,379,238	827,848	1,988,634	5,195,720
1887.....	2,825,119	890,332	2,285,954	6,001,405
1888.....	3,166,883	928,667	2,466,298	6,561,848
1889.....	*4,459,595	979,847	2,785,403	*8,224,845
1890.....	3,921,137	1,022,362	3,060,652	8,004,151
1891.....	4,258,926	1,030,479	3,128,297	8,417,702
1892.....	4,729,940	1,088,816	3,251,598	9,070,354
1893.....	5,156,008	1,073,541	3,403,230	9,632,779
1894.....	5,435,031	1,079,330	3,394,914	9,909,275
1895.....	5,702,783	1,137,366	3,452,205	10,292,354
1896.....	6,075,454	1,137,607	3,389,605	10,602,666
1897.....	6,598,012	1,174,732	3,443,074	11,215,818
1898.....	7,107,073	1,210,601	3,676,490	11,994,164
1899.....	7,805,174	1,276,229	3,957,304	13,038,707
1900.....	9,373,405	1,372,355	4,261,181	15,006,941
1901.....	9,136,397	1,346,750	4,709,298	15,192,445
Total.....	101,629,817	24,649,957	67,519,405	193,799,179

* Including 20 months business of the Canada Life,

ASSESSMENT SYSTEM.

ABSTRACT of Life Insurance in Canada (Assessment Plan) for the Year 1901.

Companies.	Total Amount Paid by Members.	Number of Certificates reported as Taken.	Amount of Certificates New and Taken up.	Number of Certificates in Force at date.	Net Amount in Force.	Number of Certificates become Claims.	Net Amount become Claims.	Claims Paid.	UNSETTLED CLAIMS.		Date of Return.
									Not Resisted	Resisted	
CANADIAN COMPANIES.											
Catholic Mutual Benefit Association.....	\$ 284,618	1,700	\$ 1,978,000	15,975	\$ 22,357,000	145	\$ 225,000	\$ 217,033	\$ 20,250	None.	Dec. 31, 1901.
Commercial Travellers' Mutual Benefit Society.....	37,544	89	89,000	2,391	2,391,000	38	38,000	35,900	7,000	None.	"
Independent Order of Foresters (Canadian business).....	911,890	6,960	5,968,500	74,040	83,308,500	655	628,872	630,725	46,042	1,025	"
Woodmen of the World.....	80,190	1,483	1,421,500	7,112	8,486,000	37	55,500	50,772	3,300	3,000	"
Totals for 1901.....	1,264,242	10,232	9,457,000	99,518	116,542,500	875	947,372	934,430	81,592	4,025	
Totals for 1900.....	1,281,040	12,442	11,608,500	94,830	112,738,500	685	884,000	911,301	142,370	4,000	
AMERICAN COMPANIES.											
Mutual Reserve Fund.....	355,879	289	663,699	5,478	10,593,499	133	301,750	223,805	76,900	7,000	Dec. 31, 1901.
Totals for 1900.....	438,329	665	1,301,300	7,879	15,295,500	122	262,000	230,450	94,300	None.	

RECAPITULATION.

Canadian companies.....	1,264,242	10,232	9,457,000	99,518	116,542,500	875	947,372	934,430	81,592	4,025	
American companies.....	355,879	289	663,699	5,478	10,593,499	133	301,750	223,805	76,900	7,000	
Totals for 1901.....	1,620,121	10,521	10,120,699	104,996	127,135,999	1,008	1,249,122	1,158,235	158,492	11,025	
Totals for 1900.....	1,719,369	13,107	12,969,800	102,769	128,634,000	807	1,146,000	1,144,751	236,670	4,000	
Increase (i); decrease (d).....	d 99,248	d 2,586	d 2,789,101	i 2,287	d 898,001	i 201	i 103,122	i 16,484	d 78,178	i 7,025	

ASSESSMENT SYSTEM.

SUPREME COURT—INDEPENDENT ORDER OF FORESTERS, 1901.

Life and Endowment Department.

	Total Amount Paid by Members.	Number of Certificates reported as Taken.	Amount of Certificates New and Taken up.	Number of Certificates in Force at date.	Net Amount in Force.	Net Amount become Claims.	Claims Paid.	Unsettled Claims, including Disability.	
								Not Resisted.	Resisted.
In Canada.....	\$ 911,890	6,960	5,968,500	74,040	83,308,500	628,872	630,725	\$ 46,042	\$ 1,025
In other countries	1,491,144	21,866	17,902,500	118,046	133,719,000	934,076	909,384	136,715	8,667
Totals.....	*2,403,034	28,826	23,871,000	192,086	217,027,500	1,562,948	1,540,109	182,757	9,692

Sick Relief Department.

In Canada.....	158,909	3,391	26,150	137,409	1,643	None.
In other countries.....	73,165	1,894	10,652	53,402	10,810	None.
Totals.....	*232,074	5,285	36,802	190,811	12,453	None.

* Not including \$217,142 'Extension of the Order' tax.

SESSIONAL PAPER No 9

ASSESSMENT SYSTEM

AMOUNTS of Life Insurance terminated in Natural Course or by Surrender and Lapse among Assessment Life Companies in Canada, during the Year 1901.

Companies.	Amount terminated by		Total Terminated.
	Death.	Surrender, Expiry or Lapse.	
<i>Canadian Companies.</i>			
	\$	\$	\$
Catholic Mutual Benefit Association.....	225,000	213,500	438,500
Commercial Travellers' Mutual Benefit Society	38,000	313,000	351,000
Independent Order of Foresters (Canadian business).....	573,946	3,757,054	4,331,000
Woodmen of the World.....	55,500	488,000	544,000
Totals for 1901	892,446	4,772,054	5,664,500
Totals for 1900	884,000	5,746,000	6,630,000
<i>American Companies.</i>			
Mutual Reserve Fund, 1901.....	301,750	5,050,250	5,352,000
Totals for 1900	262,000	5,655,427	5,917,427

RECAPITULATION.

Canadian Companies	892,446	4,772,054	5,664,500
American "	301,750	5,050,250	5,352,000
Totals for 1901	1,194,196	9,822,304	11,016,500
Totals for 1900	1,146,000	11,401,427	12,547,427

TABLE showing the Total Assets, and their nature, of Canadian Companies doing business of Life Insurance upon the Assessment Plan, and the Assets in Canada of American Companies doing business of Assessment Life Insurance in Canada.

CANADIAN COMPANIES—ASSETS, 1901.											
Companies.	Commenced business in Canada.	Real Estate.	Loans on Real Estate.	Cash Loans and Pre-minum Obligations on Policies in Force.	Stocks, Bonds and Debentures.	Cash on hand and in Banks.	Agents' Balances and Bills Receivable.	Interest and Rents Due and Accrued.	Due from Members.	Other Assets.	Total Assets
		\$ cts.	\$ cts.	\$ cts.	\$ cts.	\$ cts.	\$ cts.	\$ cts.	\$ cts.	\$ cts.	\$ cts.
Catholic Mutual	Feb. 10, 1880	None.	None.	None.	None.	125,165 38	None.	None.	29,917 87	575 00	155,658 25
Commercial Travellers.	July —, 1881	None.	14,200 00	None.	17,537 44	6,041 34	None.	278 12	None.	380 00	38,416 90
Independant Order of Foresters	" 1, 1881	686,713 25	2,762,542 93	None.	1,248,681 47	406,638 26	None.	76,223 32	None.	117,207 98	5,308,007 21
Woodmen of the World	" —, 1893	None.	None.	None.	31,721 72	24,105 39	None.	224 01	9,194 44	300 00	65,545 56
Totals	686,713 25	2,776,742 93	None.	1,287,940 63	561,950 37	None.	76,725 45	39,112,31	118,442 98	5,567,627 92
AMERICAN COMPANIES—ASSETS, 1900.											
Mutual Reserve fund.	April, 1884	None.	None.	56,034 90	262,260 70	29,994 58	None.	1,669 48	26,719 53	None.	376,679 19

SESSIONAL PAPER No 9

ASSESSMENT LIFE COMPANIES.

CANADIAN COMPANIES—LIABILITIES, 1901.

Companies.	Claims Unsettled.	Due on Account of General Expenses.	Other Liabilities.	Total Liabilities (not including reserve).
	\$ cts.	\$ cts.	\$ cts.	\$ cts.
Catholic Mutual..	20,250 00	5,050 48	None.	25,300 48
Commercial Travellers...	7,000 00	189 58	259 00	7,448 58
Independent Order of Foresters...	204,900 94	2,516 98	68,797 14	276,215 06
Woodmen of the World..	11,300 00	160 05	5,295 78	16,755 83
Totals.....	243,450 94	7,917 09	74,351 92	325,719 95

AMERICAN COMPANIES—LIABILITIES IN CANADA, 1901.

(EXCLUDING RESERVE.)

*Mutual Reserve Fund.....	83,900 00	None.	1,200 00	85,100 00
---------------------------	-----------	-------	----------	-----------

* In addition to this amount the Company returns a reserve liability of \$132,619.

1-2 EDWARD VII., A. 1902

ASSESSMENT LIFE COMPANIES.

INCOME, 1901.

	Assessments	Fees and Dues.	Interest.	Other Receipts.	Total Income.
<i>Canadian Companies.</i>	\$ cts.	\$ cts.	\$ cts.	\$ cts.	\$ cts.
Catholic Mutual.....	216,692 71	17,925 31	3,496 77	617 56	238,732 35
Commercial Travellers.....	33,507 50	4,036 00	1,606 25	None.	39,149 75
Independent Order of Foresters.....	2,612,717 97	239,541 59	147,766 49	45,393 53	3,045,419 58
Woodmen of the World.....	65,891 58	14,298 60	886 95	633 37	81,710 50
Totals.....	2,928,809 76	275,801 50	153,756 46	46,644 46	3,405,012 18
<i>American Companies.</i>					
Mutual Reserve Fund.....	355,878 53	13,648 55	None.	369,527 08

EXPENDITURE, 1901.

	Paid to Members.	General Expenses.	Total Expenditure.	<i>e</i> Excess of Income over Expenditure. <i>d</i> The reverse.
<i>Canadian Companies.</i>	\$ cts.	\$ cts.	\$ cts.	\$ cts.
Catholic Mutual.....	217,033 34	20,582 59	237,615 93	<i>e</i> 1,116 42
Commercial Travellers.....	35,900 00	4,087 73	39,987 73	<i>d</i> 837 98
* Independent Order of Foresters.....	1,730,920 67	642,763 01	2,373,683 68	<i>e</i> 671,735 90
Woodmen of the World.....	50,772 48	17,028 94	67,801 42	<i>e</i> 13,909 08
Totals.....	2,034,626 49	684,462 27	2,719,088 76	<i>e</i> 685,923 42
<i>American Companies.</i>				
Mutual Reserve Fund.....	264,625 86	52,389 07	317,014 93	<i>e</i> 52,512 15

*Including the sick and funeral department.

TABLE showing Total Assets, and their Nature, of Canadian Companies doing business of Accident, Guarantee, Plate Glass, Burglary Guarantee or Steam Boiler Insurance.

CANADIAN COMPANIES—ASSETS, 1901.

Companies.	Real Estate.	Loans on Real Estate.	Stocks, Bonds and Debentures.	Loans on Collaterals.	Agents' Balances and Bills Receivable.	Cash on hand and in Banks.	Interest due and accrued.	Outstanding and Deferred Premiums.	Other Assets.	Total Assets.	Nature of Business.
	\$ cts.	\$ cts.	\$ cts.	\$ cts.	\$ cts.	\$ cts.	\$ cts.	\$ cts.	\$ cts.	\$ cts.	
Boiler Inspection	None.	10,600 00	85,272 49	23,500 00	None.	10,941 32	2,171 22	7,701 30	1,065 85	141,252 18	Steam Boiler, &c.
Canada Accident	None.	None.	77,547 89	None.	172 08	18,796 54	254 46	1,627 91	1,053 36	99,452 24	Accident, Plate Glass and Sickness.
Canadian Ry. Accident	None.	5,000 00	35,431 16	None.	1,595 01	15,346 89	1,162 92	23,263 23	2,991 89	84,791 10	Accident and Sickness.
Dominion Burglary Guarantee Co.	None.	None.	28,980 00	None.	None.	26,419 58	125 00	1,316 35	26,613 69	83,454 62	Burglary Guarantee.
Dominion of Canada Guarantee and Accident	None.	10,518 65	103,492 35	None.	46 01	14,376 63	1,785 95	21,036 18	2,457 30	153,713 08	Guarantee, Accident and Sickness.
Dominion Plate Glass	None.	None.	16,347 00	None.	None.	2,828 52	None.	1,491 95	6,793 38	27,466 85	Plate Glass.
Guarantee Co. of N. A.	64,350 00	1,000 00	862,652 67	None.	None.	148,898 06	8,369 26	7,990 38	3,358 80	1,096,619 17	Guarantee.
Ontario Accident	None.	None.	44,324 15	None.	2,386 31	7,981 01	244 77	18,925 41	None.	73,861 65	Accident and Sickness.
Totals	64,350 00	27,118 66	1,254,047 71	23,500 00	4,199 41	245,588 55	14,113 58	83,352 71	44,834 27	1,760,604 89	

TABLE showing the Total Liabilities of Canadian Companies doing business of Accident, Guarantee, Plate Glass, Burglary Guarantee, or Steam Boiler Insurance.

CANADIAN COMPANIES—LIABILITIES, 1901.

Companies.	Unsettled Losses.	Reserve of Unearned Premiums.	Sundry.	Total Liability, not including Capital Stock.	Excess of Assets over Liabilities.	Capital Stock paid up or in course of Collection.	Nature of Business.
	\$ cts.	\$ cts.	\$ cts.	\$ cts.	\$ cts.	\$ cts.	
Boiler Inspection	None.	46,867 00	3,763 75	50,630 75	90,621 43	75,075 00	Steam Boiler, &c.
Canada Accident.	3,081 93	27,367 73	684 31	31,133 97	68,318 27	43,320 00	Accident, Plate Glass and Sickness.
Canadian Railway Accident.	4,729 43	50,323 40	None.	55,052 83	29,738 27	38,040 00	Accident and Sickness.
Dominion Burglary Guarantee.	None.	8,813 56	6,848 76	15,662 32	67,792 30	60,000 00	Burglary Guarantee.
Dominion of Canada G'tee and Accident.	9,270 14	58,813 65	500 00	68,583 79	85,129 29	106,830 00	Guarantee, Accident and Sickness.
Dominion Plate Glass.	None.	22,117 82	None.	22,117 82	5,343 03	10,000 00	Plate Glass.
Guarantee Co. of N. A.	49,927 91	104,285 34	11,599 68	165,812 93	930,806 24	304,600 00	Guarantee.
Ontario Accident.	4,232 00	41,625 89	777 17	46,635 06	27,226 59	43,000 00	Accident and Sickness.
Totals	71,241 41	360,214 39	24,173 67	455,629 47	1,304,975 42	680,865 00	

SESSIONAL PAPER No 9

TABLE showing the Income and Expenditure of Canadian Companies doing business on Accident, Guarantee, Plate Glass, Burglary Guarantee or Steam Boiler Insurance.

INCOME, 1901.

Companies.	Net Cash for Premiums.	Interest and Dividends on Stock, &c.	Sundry.	Total Cash Income.	Received on Account of Capital not included in Income.
	\$ cts.	\$ cts.	\$ cts.	\$ cts.	\$ cts.
Boiler Inspection.....	40,416 09	5,405 85	1,376 98	47,198 92	None.
Canada Accident.....	43,871 93	3,152 63	None.	47,024 56	None.
Canadian Railway Accident.....	99,235 93	1,645 81	None.	100,881 74	740 00
Dominion Burglary.....	17,917 65	1,764 46	None.	19,682 11	None.
Dom. of Canada Guarantee & Accident.	122,814 35	2,279 02	None.	125,093 37	None.
Dominion Plate Glass.....	17,118 72	1,107 48	None.	18,226 20	None.
Guarantee.....	180,403 83	40,929 26	1,842 00	223,175 09	None.
Ontario Accident.....	98,266 42	1,663 93	None.	99,930 35	None.
Totals.....	620,044 92	57,948 44	3,218 98	681,212 34	740 00

EXPENDITURE, 1900.

Companies.	Paid for Losses.	General Expenses.	Dividends or Bonus to Stockholders.	Total Cash Expenditure	Nature of Business.
	\$ cts.	\$ cts.	\$ cts.	\$ cts.	
Boiler Inspection.....	1,194 87	31,797 19	7,507 50	40,499 56	Steam boilers, &c.
Canada Accident.....	15,715 83	20,879 99	4,442 76	41,038 58	Accident, Sickness & Plate Glass.
Canadian Railway Accident...	42,849 80	45,457 85	2,252 40	90,560 05	Accident & Sickness.
Dominion Burglary.....	2,871 63	10,313 11	4,800 00	17,984 74	Burglary Guarantee.
Dom. of Canada G'tee & Acc't	49,386 45	55,575 03	None.	104,961 48	Guarantee, Accident and Sickness.
Dominion Plate Glass.....	6,551 28	8,251 98	1,875 00	16,678 26	Plate Glass.
Guarantee.....	40,086 23	101,268 95	24,368 00	165,723 18	Guarantee.
Ontario Accident.....	51,764 64	48,106 63	1,709 20	101,580 47	Accident & Sickness.
Totals.....	210,420 73	321,650 73	46,954 86	579,026 32	

1-2 EDWARD VII., A. 1902

ABSTRACT of Guarantee Business in Canada for the Year 1901.

	Premiums of the Year.	Number of Policies, New and Renewed.	Amount of Policies, New and Renewed.	Number of Policies in force in Canada at date.	Net amount in force at date.	Losses incurred during the Year.	Claims paid.	Unsettled Claims.	
								Not Resisted	Resisted
	\$		\$		\$	\$	\$	\$	\$
American Surety.....	8,912	1,483	2,541,423	1,249	2,150,425	502	102	500	None.
Dominion of Canada Guarantee & Accident.	15,774	1,096	3,880,310	910	2,672,360	3,140	3,140	None.	None.
Employers' Liability ...	23,874	3,362	4,763,927	3,152	4,479,027	1,740	13,322	2,436	None.
Guarantee.....	26,894	7,703,269	6,900,948	7,927	7,350	577	None.
London Guarantee and Accident.....	40,851	2,503	8,060,209	2,421	7,675,609	1,625	2,861	236	None.
Totals.....	116,305	26,949,138	23,878,369	14,934	26,775	3,749	None.

ABSTRACT of Accident Business in Canada for the Year 1901.

Canada Accident	28,591	2,931	8,170,200	1,889	6,637,636	8,074	9,383	2,442	None.
Canadian Railway.....	99,236	9,623	14,663,215	8,493	12,921,749	40,255	39,883	3,889	840
Dominion of Canada Guarantee & Accident.	107,040	12,145	21,907,330	11,518	20,648,408	33,451	31,595	6,173	None.
London Guarantee and Accident	67,033	5,823	13,770,841	5,762	13,577,841	34,154	41,184	4,000	None.
Employers' Liability ...	107,851	1,668	9,727,000	1,614	9,408,000	48,455	48,097	20,673	None.
Ocean Accident and Guarantee.....	196,974	8,212	29,208,950	7,796	27,653,700	140,411	125,502	42,614	7,000
Ontario Accident	98,266	4,511	11,382,233	4,391	9,757,150	46,117	44,630	3,932	None.
Sun	187	None.	None.	31	9,000	103	103	None.	None.
Travelers.....	70,812	11,123	45,570,178	3,851	10,817,714	62,247	55,683	2,407	7,657
Totals.....	775,990	56,036	154,399,947	45,345	111,431,198	413,267	396,060	86,130	15,497

ABSTRACT of Plate Glass Insurance in Canada for the Year 1901.

Canada Accident	11,389	884	1,984	5,462	5,574	488	None.
Dominion Plate Glass...	17,119	1,682	3,045	6,551	6,551	None.	None.
Lloyds Plate Glass.....	41,216	3,056	7,158	20,431	20,431	None.	None.
New York Plate Glass..	5,262	99,162	605	128,105	2,509	2,689	10	None.
Totals	74,986	12,792	34,953	35,245	498	None

SESSIONAL PAPER No 9

ABSTRACT of Accident and Guarantee Business done by Canadian Companies which do Business outside of the Dominion of Canada for 1901.

THE GUARANTEE COMPANY OF NORTH AMERICA.

	Premiums of the Year.	Number of Policies New and Renewed.	Amount of Policies, New and Renewed.	Number of Policies in force at date.	Net amount in force at date.	Losses incurred during the Year.	Claims paid.	Unsettled Claims.	
								Not resisted.	Resisted.
	\$		\$		\$	\$	\$	\$	\$
In Canada.....	26,894		7,703,269		6,900,948	7,927	7,350	577	None.
In other Countries.....	153,510		58,330,786		45,241,729	17,599	32,736	10,162	39,189
Totals.....	180,404		66,034,055		52,142,677	25,526	40,086	10,739	39,189

ABSTRACT of Sickness Insurance in Canada for the year 1901.

* Ancient Order Foresters	100,605					72,029	72,029	None.	None.
Canada Accident.....	3,892	877		877		378	759	152	None.
Canadian Railway.....						2,967	2,967	None.	None.
Dominion of Canada Guarantee and Accident.....						15,308	14,652	3,097	None.
London Guarantee and Accident.....						2,731	3,011	60	None.
Ontario Accident.....						6,835	7,135	300	None.
* Independent Order of Foresters.....	158,909	3,391		26,150		134,101	137,409	1,643	None.
Ocean Accident and Guarantee.....						9,018	11,141	1,725	None.
Employers' Liability.....	3,151	705	510,888	701	508,313	811	730	81	None.
Totals.....	266,557					244,178	249,833	7,058	None.

ABSTRACT of Burglary Guarantee Business in Canada for the year 1901.

Dominion Burglary Guarantee Company.....	17,918	1,715	2,459,652	1,592	2,324,045	2,847	2,872	None.	None.
--	--------	-------	-----------	-------	-----------	-------	-------	-------	-------

ABSTRACT of Steam Boiler Insurance in Canada for the year 1901.

Boiler Inspection and Insurance Company.....	40,416	787	2,702,475	1,301	5,021,775	1,195	1,195	None.	None.
--	--------	-----	-----------	-------	-----------	-------	-------	-------	-------

ABSTRACT of Inland Transit Insurance in Canada for the year 1901.

British and Foreign Marine.....	8,682	2,042	38,102,757	None.	None.	1,150	None.	1,150	None.
Marine Insurance Co.	10,424		28,087,165	None.	None.	2,500	2,500	None.	None.
Ocean Marine.....	None.	None.	None.	None.	None.	None.	None.	None.	None.
Totals.....	19,106		66,189,922	None.	None.	3,650	2,500	1,150	None.

* Including Funeral Benefits.

ABSTRACT of Guarantee, Accident, Sickness and Plate Glass business done by Companies which combine more than one class of business.
THE CANADA ACCIDENT ASSURANCE COMPANY.

Nature of Business.	Net Cash received for Premiums.	Number of Policies new and renewed.	Amount of Policies new and renewed.	Number of Policies in force at date.	Net Amount in force at date.	Losses incurred during the Year.	CLAIMS PAID.		Remarks.
							Not Registered.	Registered.	
Accident	28,591	2,931	\$ 8,170,200	1,889	\$ 6,637,636	\$ 8,074	\$ 9,383	\$ 2,442	} Total business, Dec. 31, 1901.
Sickness	3,892	877	877	378	759	152	
Plate Glass	11,389	884	1,984	5,462	5,574	488	
Totals	43,872	4,692	8,170,200	4,750	6,637,636	13,914	15,716	3,082	

THE CANADIAN RAILWAY ACCIDENT INSURANCE COMPANY.

Accident	99,236	9,623	14,663,215	8,493	12,921,749	{ 40,255	39,883	840	} Total business, Dec. 31, 1901.
Sickness	2,967	2,967	None.	
Totals	99,236	9,623	14,663,215	8,493	12,921,749	43,222	42,850	840	

THE DOMINION OF CANADA GUARANTEE AND ACCIDENT INSURANCE COMPANY.

Guarantee	15,774	1,096	3,880,310	910	2,672,360	3,140	3,140	None.	} Total business, Dec. 31, 1901.
Accident	107,040	12,145	21,907,330	11,518	20,648,408	{ 33,451	31,596	6,173	
Sickness	15,308	14,452	3,097	
Totals	122,814	13,241	25,787,640	12,428	23,320,768	51,899	49,387	9,270	

THE EMPLOYERS' LIABILITY ASSURANCE CORPORATION.

Guarantee	23,874	3,362	4,763,927	3,152	4,479,027	1,740	13,322	2,436	} In Canada, Dec. 31, 1901.
Accident	107,851	1,668	9,727,000	1,614	9,408,000	48,455	48,097	20,673	
Sickness	3,151	705	510,888	701	508,313	811	730	81	
Totals	134,876	5,735	15,001,815	5,467	14,395,340	51,006	62,149	23,190	

SESSIONAL PAPER No 9

THE LONDON GUARANTEE AND ACCIDENT COMPANY.

Guarantee.....	40,851	2,503	8,060,209	2,421	7,675,609	1,625	2,861	236	} In Canada, Dec. 31, 1901.
Accident.....	67,033	5,823	13,770,841	5,762	13,577,841	{ 34,154 2,731	{ 41,184 3,011	{ 4,000 60	
Sickness									
Total	107,884	8,326	21,831,050	8,183	21,253,450	38,510	47,056	4,236	None.

THE OCEAN ACCIDENT AND GUARANTEE CORPORATION.

Accident.....	196,974	8,212	29,208,950	7,796	27,653,700	{ 140,411 9,018	{ 125,502 11,141	{ 42,614 1,725	} In Canada, Dec. 31, 1901.
Sickness									
Total	196,974	8,212	29,208,950	7,796	27,653,700	149,429	136,643	44,339	7,000 None. 7,000

THE ONTARIO ACCIDENT INSURANCE COMPANY.

Accident.....	98,266	4,511	11,382,233	4,391	9,757,150	{ 46,117 6,835	{ 44,630 7,135	{ 3,932 300	} Total business, Dec. 31, 1901.
Sickness									
Total	98,266	4,511	11,382,233	4,391	9,757,150	52,952	51,765	4,232	None. None. None.

1-2 EDWARD VII, A. 1902

List of Insurance Companies Licensed to do business in Canada, under the Insurance Act, as at March 6, 1902.

Name of Company.	Chief Agent to receive Process.	Amount of Deposit with Receiver General.		Description of Insurance business for which Licensed.
		Par Value.	Accepted Value.	
The <i>Ætna</i> Insurance Co., Hartford, Connecticut.	F. W. Evans, General Agent, Montreal.	\$ 138,793	\$ 131,853	Fire and Inland Marine.
The <i>Ætna</i> Life Insurance Co., Hartford, Connecticut.	Wm. H. Orr, Manager, Toronto.	4,110,748	3,942,731	Life.
The Alliance Assurance Company, London, Eng.	P. M. Wickham, Chief Agent, Montreal.	213,809	213,809	Fire.
The American Surety Company of New York.	Alex. Dixon, Chief Agent, Toronto.	50,000	50,000	Guarantee.
The Anglo-American Fire Insurance Company.	Armstrong Dean, Chief Agent, Toronto.	51,120	50,583	Fire.
The Atlas Assurance Company, Limited, London, Eng.	Matthew C. Hinshaw, Chief Agent, Montreal.	131,400	129,113	Fire.
The Boiler Inspection and Insurance Company of Canada.	W. B. McMurrich, Agent, Toronto.	54,724	51,988	Steam Boiler, &c.
*The British Empire Mutual Life Ass. Co., London, Eng.	Alfred McDougald, Chief Agent, Montreal.	256,023	248,275	Life.
The British America Assurance Company.	P. H. Sims, Secretary, Toronto.	62,000	58,900	Fire and Inland Marine.
The British and Foreign Marine Insurance Co., Limited.	Robert J. Dale, Chief Agent, Montreal.	117,000	111,150	Fire and Inland Marine and insuring registered mail matter in transit from any one point in Canada to any other point in Canada.
The Caledonian Insurance Company, Edinburgh, Scotland.	Lansing Lewis, Manager, Montreal.	182,272	173,402	Fire.
The Canada Accident Assurance Company.	T. H. Hudson, Chief Agent, Montreal.	38,035	36,677	Accident, Sickness and Plate Glass.
The Canada Life Assurance Company.	Hon. Geo. A. Cox, President, Toronto.	61,000	57,950	Life.
The Canadian Railway Accident Insurance Company.	John Enno, Chief Agent, Ottawa.	30,431	30,153	Accident and Sickness.
The Canadian Fire Insurance Company.	R. T. Riley, Chief Agent, Winnipeg.	50,000	50,000	Fire.
The Commercial Union Ass. Co. (Limited), London, Eng.	James McGregor, Chief Agent, Montreal.	492,020	486,180	Fire, Inland Marine & Life.
The Confederation Life Association.	J. K. Macdonald, Managing Director, Toronto.	84,500	80,275	Life.
The Connecticut Fire Insurance Company, Hartford, Conn.	Dewar & Bethune, Chief Agents, Ottawa.	100,000	100,000	Fire.
The Continental Life Insurance Company.	George B. Woods, Chief Agent, Toronto.	53,000	52,250	Life.
The Crown Life Insurance Company.	George H. Roberts, Chief Agent, Toronto.	55,000	52,200	Life.
The Dominion Burglary Guarantee Co. (Limited).	Charles W. Hagar, Chief Agent, Montreal.	28,000	26,600	Burglary Guarantee.
The Dominion Life Assurance Company.	Thos. Hilliard, Manager Director, Waterloo, Ont.	56,419	53,598	Life.
The Dominion of Canada Guarantee and Accident Insurance Company.	J. E. Roberts, Chief Agent, Toronto.	87,133	83,776	Guarantee and Accident and Sickness.
The Dominion Plate Glass Insurance Company.	Alexander Ramsay, Chief Agent, Montreal.	16,000	15,450	Plate Glass.
The Employers' Liability Assurance Corporation (Limited).	Richard I. Griffin, Chief Agent, Montreal.	91,250	91,250	Guarantee and Accident and Sickness.
†The Equitable Life Assurance Society of the United States.	Seargent P. Stearns, Manager, Montreal.	1,909,225	1,839,425	Life.
The Excelsior Life Insurance Company.	Edwin Marshall, Chief Agent, Toronto.	54,000	52,300	Life.

SESSIONAL PAPER No 9

The Equity Fire Insurance Company	Wm. G. Brown, Chief Agent, Toronto	52,853	50,211	Fire.
The Federal Life Assurance Company of Canada	David Dexter, Managing Director, Hamilton	74,788	71,048	Life.
The Germania Life Insurance Company	C. G. Johnson, Chief Agent, Montreal	123,000	121,250	Life.
The Great West Life Assurance Company	J. H. Brock, Managing Director, Winnipeg, Man.	56,000	55,600	Life.
The Guarantee Company of North America	Edward Rawlings, Manager, Montreal	58,400	55,600	Guarantee.
The Guardian Fire and Life Ass. Co. (Limited), London, Eng.	E. P. Heaton, Chief Agent, Montreal	265,233	265,233	Fire.
The Hartford Fire Insurance Company, Hartford, Conn.	Peter A. McCallum, Chief Agent, Toronto	126,040	141,036	Fire.
The Home Life Association of Canada	A. J. Pattison, Chief Agent, Toronto	58,400	57,913	Life.
The Home Insurance Company (Limited), London, Eng.	F. W. Evans, Chief Agent, Montreal	100,000	100,000	Fire and Inland Marine.
The Imperial Life Assurance Co. of Canada	G. R. Kearley, Chief Agent, Montreal	238,953	230,254	Fire.
The Insurance Co. of North America, Philadelphia, Pa.	F. R. Cox, Manager, Toronto	242,200	229,590	Life.
The Lancashire Insurance Company, Manchester, Eng.	Robert Hampson & Son, Chief Agents, Montreal	111,000	105,450	Fire and Inland Marine.
The Law Union and Crown Insurance Co.	J. G. Thompson, Chief Agent, Toronto	228,833	228,833	Fire.
The Liverpool and London and Globe Insurance Company, Liverpool, Eng.	J. E. E. Dickson, Chief Agent, Montreal	184,100	174,019	Fire.
The Lloyds' Plate-Glass Insurance Company, New York	G. F. C. Smith, Chief Agent, Montreal	452,649	443,724	Fire and Life.
The London Assurance, London, Eng.	Easture & Lightbourne, Chief Agents, Toronto	58,198	57,298	Plate Glass.
The London Guarantee and Accident Co. (Limited), London, Eng.	E. A. Lilly, Chief Agent, Montreal	167,000	158,650	Fire, Life & Inland Marine.
The London and Lancashire Fire Ins. Co., Liverpool, Eng.	D. W. Alexander, Chief Agent, Toronto	83,220	80,582	Guarantee and Accident and Sickness.
The London and Lancashire Life Assurance Co., London, Eng.	Alfred Wright, Chief Agent, Toronto	170,600	170,600	Fire.
The London Mutual Fire Ins. Co. of Canada	B. Hal. Brown, Manager, Montreal	126,900	120,555	Life.
The London Life Insurance Co.	Herbert Waddington, Secretary, London, Ont	55,820	53,929	Fire.
The Manchester Assurance Co., Manchester, Eng.	J. G. Richter, Manager, London, Ont	60,000	57,060	Life.
The Manufacturers' Life Insurance Co.	James Boomer, Manager, Toronto	171,933	171,933	Fire.
The Marine Insurance Co. (Limited)	J. F. Junkin, Chief Agent, Toronto	215,502	164,950	Life.
	W. J. H. Thomson, Chief Agent, Halifax	102,200	102,200	Insuring registered mail matter in transit from any one point in Canada, to any other point in Canada.
The Metropolitan Life Insurance Co., New York	John Tilton, Chief Agent, Ottawa	1,088,096	1,069,939	Life.
The Mercantile Fire Insurance Company	Alfred Wright, Chief Agent, Toronto	108,536	106,530	Fire.
The Mutual Life Assurance Co. of Canada	Geo. Wegenski, Manager, Waterloo	108,500	103,975	Life.
The Mutual Life Insurance Co. of New York	Fayette Brown, Manager, Montreal	2,359,333	2,288,567	Life.
The Mutual Reserve Fund Life Association, New York	J. A. Macdonald Robb, Chief Agent, Toronto	265,067	253,045	Life, on the Assessment Plan.
The National Assurance Co. of Ireland	H. M. Lambert, Chief Agent, Montreal	135,161	135,161	Fire.
The National Life Assurance Co. of Canada	R. H. Matson, Chief Agent, Toronto	55,000	53,500	Life.
**The New York Life Insurance Co., New York	Alex. B. Coyle, Chief Agent, Montreal	1,372,500	1,307,875	Life.
The New York Plate Glass Insurance Co.	Gustave Fauteux, Chief Agent, Montreal	10,000	10,000	Plate Glass.
The North American Life Assurance Co., London, Eng.	Wm. McCabe, Managing Director, Toronto	59,722	53,775	Life.
The Northern Assurance Co., Aberdeen and London	Randall J. Davidson, Manager, Montreal	881,093	793,443	Fire and Life.
The Northern Life Assurance Company of Canada	Robt. W. Tyre, Manager, Montreal	211,700	206,128	Fire.
The Norwich Union Fire Insurance Society, Norwich, Eng.	John Milne, Chief Agent, London, Ont	56,000	53,200	Life.
The Norwich Union Life Insurance Society	John B. Laidlaw, Manager, Toronto	227,200	225,350	Fire.
The Ocean Accident and Guarantee Corporation (Limited)	John B. Laidlaw, Chief Agent, Toronto	72,513	68,888	Life.
The Ontario Accident Insurance Co.	Francis F. Rolland, Chief Agent, Montreal	127,247	124,997	Accident and Sickness.
	A. L. Eastmure, Chief Agent, Toronto	32,367	31,373	Accident and Sickness.

List of Insurance Companies Licensed to do business in Canada, under the Insurance Act—*Concluded.*

Name of Company.	Chief Agent to receive Process.	Amount of Deposit with Receiver General.		Description of Insurance business for which Licensed.
		Par Value.	Accepted Value.	
The Ocean Marine Insurance Co. (Limited),	C. E. Gault, Chief Agent, Montreal.	\$ 121,667	\$ 121,667	Inland Marine, and Insuring postal and express pack..in transit in Can.
The Ottawa Fire Insurance Co.	A. B. Powell, Chief Agent, Ottawa.	56,000	53,200	Fire.
The Phenix Insurance Co. of Brooklyn.	A. M. M. Kirkpatrick, Chief Agent, Toronto.	100,000	100,000	Fire.
The Phenix Insurance Co. of Hartford, Conn.	J. W. Tatley, Chief Agent, Montreal.	181,000	172,200	Fire.
The Phoenix Assurance Co., Limited.	Paterson & Son, General Agents, Montreal.	403,750	401,125	Fire.
The Provident Savings Life Assurance Society of New York.	J. Henry Miller, Chief Agent, Montreal.	177,493	171,394	Life.
The Quebec Fire Assurance Co.	William R. Dean, President, Quebec.	59,500	58,675	Fire.
The Queen Insurance Co. of America, New York.	Geo. Simpson, Chief Agent, Montreal.	268,283	263,458	Fire.
The Reliance Mutual Life Assurance Society, London, Eng.	John B. Laidlaw, Chief Agent, Toronto.	134,320	128,821	Life.
The Royal Insurance Co., Liverpool, Eng.	Geo. Simpson, Chief Agent, Montreal.	689,533	689,533	Fire and Life.
The Royal Victoria Life Insurance Company.	David Burke, Manager, Montreal.	160,733	155,899	Life.
The Scottish Union and National Insurance Co., Edinburgh, Scotland.	Walter Kavanagh, Agent, Montreal.	161,187	157,994	Fire.
The Standard Life Assurance Co., Edinburgh, Scotland.	D. M. McGoun, Chief Agent, Montreal.	4,657,463	4,447,192	Life.
The Star Life Assurance Society, London, Eng.	Alf. W. Briggs, Chief Agent, Toronto.	146,000	146,000	Life.
The Sun Insurance Office, London, Eng.	H. M. Blackburn, Chief Agent, Toronto.	190,807	184,269	Fire.
The Sun Life Assurance Co. of Canada.	E. Macaulay, Managing Director, Montreal.	64,000	60,800	Life.
The Supreme Court of the Independent Order of Foresters.	Dr. Oroniyatekha, Chief Agent, Toronto.	100,000	100,000	Life, disability and sickness ins.on the Assess. Plan.
The Subsidiary High Court of the Ancient Order of Foresters.	William Williams, Chief Agent, Toronto.	87,400	821,363	Life and Sickness.
†The Travelers' Insurance Co., Hartford, Conn.	Frank F. Parkins, Chief Agent, Toronto.	872,046	866,051	Life and Accident.
The Union Mutual Life Insurance Co., Portland, Maine.	Henri E. Morin, Attorney, Montreal.	250,667	245,433	Fire.
The Union Assurance Society, London, Eng.	T. L. Morrisey, Chief Agent, Montreal.	211,280	207,250	Life.
The United States Life Insurance Co. in the City of New York.	Lewis A. Stewart, Chief Agent, Toronto.	57,867	56,217	Fire and Inland Marine.
The Western Assurance Co.	J. J. Kenny, Managing Director, Toronto.			

* This Company has also \$1,287,500 vested in Canadian Trustees under the Insurance Act. † This Company has also \$4,000,000 vested in Canadian Trustees under the Insurance Act. ‡ This Company has also \$1,965,555 vested in Canadian Trustees under the Insurance Act. ** This Company has also \$3,480,350 vested in Canadian Trustees under the Insurance Act. †† This Company has also \$2,700,000 vested in Canadian Trustees under the Insurance Act. ††† This Company has also \$347,000 vested in Canadian Trustees under the Insurance Act.

The following Life Insurance Companies, having ceased to transact new business in Canada, are entitled under Section 32 of the Insurance Act, to transact all business connected with policies existing at 31st March, 1878, and their deposits are applicable to those policies, subject to the provisions of the Statutes in that behalf.

Name of Company.	Chief Agent to Receive Process.	Amount of Deposit with Receiver General.		Business.
		Par Value.	Accepted Value.	
		\$	\$	
The Connecticut Mutual Life Insurance Company, Hartford, Conn.	F. W. Evans, General Agent, Montreal.	111,500	106,500	Life.
The Edinburgh Life Assurance Company, Edinburgh, Scotland.	James D. Higgins, Chief Agent, Toronto.	161,967	156,017	Life.
The Life Association of Scotland, Edinburgh, Scotland.	Charles M. Holt, Attorney, Montreal.	174,957	167,905	Life.
The National Life Insurance Company of the U. S. of America, Washington, D.C.	Charles Powis, Chief Agent, Hamilton.	110,000	110,000	Life.
The North-western Mutual Life Insurance Company, Milwaukee, Wis.	William Angus, Attorney, Montreal.	100,000	100,000	Life.
The Phenix Mutual Life Insurance Company, Hartford, Conn.	C. R. G. Johnson, Chief Agent, Montreal.	129,280	127,780	Life.
The Scottish Amicable Life Assurance Society, Glasgow, Scotland.	Charles J. Fleet, Attorney, Montreal.	170,000	165,600	Life.
The Scottish Provident Institution, Edinburgh, Scotland.	John Dunlop, Attorney, Montreal.	91,000	86,450	Life.

NOTE. — By a winding-up order dated May 25, 1900, made by the High Court of Justice for Ontario, it was directed that the Covenant Mutual Life Association of Illinois, and the business thereof be wound up by said Court under the provisions of the Statutes in that behalf so far as the assets and business of said Association which are within the Dominion of Canada, or over which the said Court has control, are concerned.


By a winding-up order dated December 16, 1901, made by the Superior Court of the Province of Quebec, it was directed that the affairs of the Victoria-Montreal Fire Insurance Company be wound up under the provisions of the Dominion Winding-up Act. Mr. John Hyde has been appointed liquidator. Its deposit, consisting of \$51,587, Province of New Brunswick Bonds, is still in the hands of the Receiver General.


The Norwich and London Accident Insurance Association has ceased to transact business in Canada. Its deposit, \$58,400 Canada stock is still in the hands of the Receiver General.


The following Insurance Companies are registered under the Insurance Act, and are permitted to transact the business of Life Insurance in Canada upon the assessment plan :—


- Name of Company.
- Chief Agent to Receive Process.
- The Canadian Order of the Woodmen of the World. W. C. Fitzgerald, Chief Agent, London, Ont.
- The Commercial Travellers' Mutual Benefit Society. Miles W. Green, Secretary, Toronto.
- The Grand Council of the Catholic Mutual Benefit Association of Canada. Samuel R. Brown, Chief Agent, London, Ont.

6









Canada Recessional Paper

Author

U. xxvi No. 3 1907.

Title

University of Toronto
Library

DO NOT
REMOVE
THE
CARD
FROM
THIS
POCKET

Acme Library Card Pocket
Under Pat. "Ref. Index File"
Made by LIBRARY BUREAU

