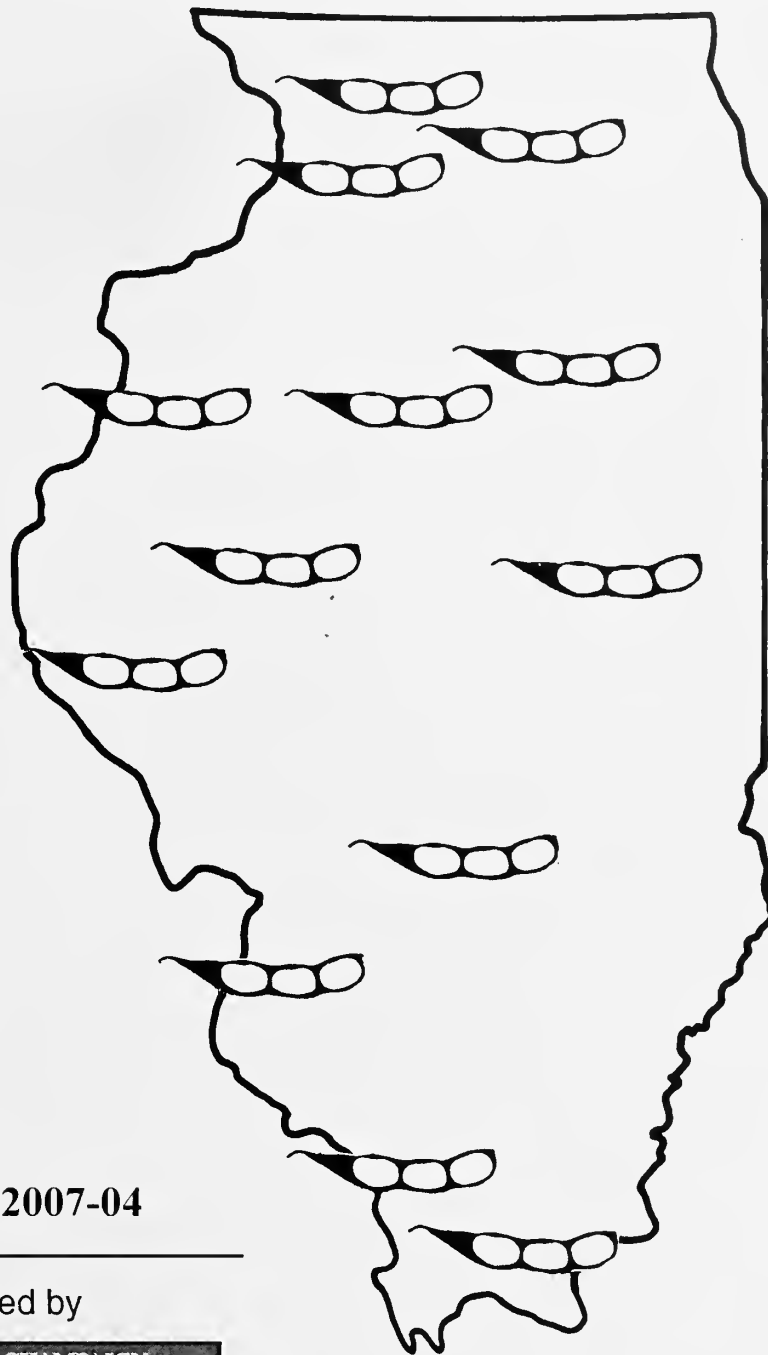


633.3409773
So96
2007



University of
Illinois Library
at Urbana-Champaign
ACES

Soybean Variety Test Results in Illinois-2007



Crop Sciences Special Report 2007-04

Performance Information Provided by

UNIVERSITY OF ILLINOIS AT URBANA-CHAMPAIGN	
Department of Crop Sciences	
http://vt.cropsci.uiuc.edu/	
	College of Agricultural, Consumer and Environmental Sciences



633.310773
So 96
2007

15X

ACES LIBRARY

CONTENTS

TEST PROGRAM 2

PERFORMANCE DATA 2

SUGGESTIONS FOR COMPARING ENTRIES 2

2007 TEST FIELDS 3

2007 GROWING SEASON RAINFALL 4

SOURCES OF SEED 5

2007 SOYBEAN VARIETIES 6

2007 SOYBEAN TEST RESULTS 10

Roundup Resistant Trials

 Region 1: Erie, Mt. Morris and DeKalb 10

 Region 2: Monmouth, Goodfield and Dwight 12

 Region 3: Perry, New Berlin and Urbana 15

 Region 4: Belleville and St. Peter 18

 Region 5: Elkville and Harrisburg 21

 Urbana 7-inch Row Trial 23

Conventional Trials

 Region 1: Erie, Mt. Morris and DeKalb 24

 Region 2: Monmouth, Goodfield and Dwight 24

 Region 3: Perry, New Berlin and Urbana 25

 Region 4: Belleville and St. Peter 26

 Region 5: Elkville and Harrisburg 26

 Urbana 7-inch Row Trial 27

Please visit our website for additional copies of these results
<http://vt.cropsci.uiuc.edu/>

This circular was prepared by R. W. Esgar, Agronomist; D. K. Joos, Research Specialist; B. R. Henry, Research Specialist; E. D. Nafziger, Extension Agronomist; and C. A. Smyth, Manager of System Services.
phone: 217-333-1194, fax: 217-244-5524, e-mail: resgar@uiuc.edu.

PERFORMANCE OF COMMERCIAL SOYBEANS IN ILLINOIS

THE UNIVERSITY OF ILLINOIS commercial soybean testing program was started in 1969 as a result of requests by seedsmen that their private varieties be tested. There were 57 conventional and 544 roundup resistant varieties from 64 seed companies tested in 2007. This total included 241 varieties entered as 'Producer Nominated' varieties, fees for the Producer Nominated varieties were paid by the Illinois Soybean Checkoff Board.

The purpose of this commercial soybean testing program is to provide unbiased, objective, and accurate testing of all varieties entered. The tests are conducted on as uniform a soil as is available in the testing area. Small plots are used to reduce the chance of soil and climatic variations occurring between one variety plot and another.

The results of these tests should help you judge the merits of varieties in comparison with other private and public varieties. Because your soils and management may differ from those of the test location, you may wish to plant variety strips of the higher-performing varieties on your farm. The results printed in this circular should help you decide which varieties to try.

TEST PROGRAM

Selection of entries. Seed companies in Illinois and surrounding states were invited to enter soybean varieties, brands, or blends in the 2007 Illinois soybean performance trials. Entrants were required to enter all nonirrigated, 30-inch-row-width trials on a regional basis. To finance the testing program, a fee of \$80 per location was charged for each variety entered by the seed company. Most of these varieties, brands, or blends are commercially available, but some experimental varieties were also entered. A total of 2,896 entries were tested in 2007.

Number and location of tests. In 2007, tests were conducted at 13 locations in the state (see map). These sites represent the major soils and maturity zones of the state.

Nonirrigated, 30-inch-row-width trials, conventional and roundup resistant, were conducted on a regional basis. The regions are as follows:

- Region 1 Erie, Mt. Morris and DeKalb
- Region 2 Monmouth, Goodfield and Dwight
- Region 3 Perry, New Berlin and Urbana
- Region 4 St. Peter and Belleville
- Region 5 Elkhart and Harrisburg

Seven-inch-row-width conventional and roundup resistant trials were conducted at Urbana.

Field plot design. Entries of each test were replicated three times in a randomized complete block or alpha lattice design. The 30-inch-row trial plots consisted of four rows, each 21 feet long. The center two rows of each plot were harvested to measure yield. The 7-inch-row trial plots consisted of eight rows, each 21 feet long. The center six rows were harvested to measure yield.

Fertility and weed control. All test locations were at a high level of fertility. Herbicides were used at all test locations for weed control. Weed control for the roundup resistant trials consisted of post-emergence applications of Roundup as needed, **no pre-emergence herbicide was used.** Plots were also weeded by hand if needed.

Method of planting and harvesting. The 30-inch-row variety trials were planted with a modified bean planter. A custom-built, cone type, narrow-row drill was used to plant the 7-inch trials. Harvesting was done with a small-plot combine. No allowances were made for soybeans that may have been lost as a result of

combining or shattering.

Soybean Cyst Nematode. Soil samples were taken from variety plots at each location in August and evaluated for cyst populations. Threshold numbers of cysts per 100cc of soil are as follows:

Low	1-5
Medium	6-25
High	>25

PERFORMANCE DATA

Yield. Soybean yield was measured in bushels (60 pounds) per acre at a moisture content of 13 percent. An electronic moisture monitor was used on the combine for all moisture readings.

Maturity. Maturity was stated as the date when approximately 95 percent of the pods were ripe.

Lodging. The amount of lodging was rated at harvest time. The following scale was used:

- 1 - Almost all plants erect
- 2 - All plants leaning slightly or a few plants down
- 3 - All plants leaning moderately (45°), or 25 to 50 percent of the plants down
- 4 - All plants leaning considerably, or 50 to 80 percent of the plants down
- 5 - Almost all plants down

Height. Height was measured shortly before harvest as the average length of plants from the ground to the tip of the main stem.

Shattering. The percentage of open pods was estimated at harvest time. The following scale was used:

- 1 - No shattering
- 2 - 1 to 10% of pods open
- 3 - 10 to 25% of pods open
- 4 - 25 to 50% of pods open
- 5 - Over 50% of pods open

Shattering was not significant at any location.

SUGGESTIONS FOR COMPARING ENTRIES

It is impossible to obtain an exact measure of performance when conducting any test of plant material. Harvesting efficiency may vary, soils may not be uniform, and many other conditions may produce variability. Results of repeated tests are more reliable than those of a single year or a single-strip test. When one variety consistently out yields another at several test locations and over several years of testing, the chances are good that this difference is real and should be considered in selecting a variety. However, yield is not the only indicator. You should also consider maturity, lodging, plant height and shattering.

As an aid in comparing soybean varieties, brands, and blends within a single trial, certain statistical tests have been devised. One of these tests, the least significant difference (L.S.D.), when used in the manner suggested by Carmer and Swanson¹ is quite simple to apply and is more appropriate than most other tests. When two varieties are compared and the difference between them is greater than the tabulated L.S.D. value, the varieties are judged to be "significantly different."

The L.S.D. is a number expressed in bushels per acre and

presented following the average yield for each location. An L.S.D. level of 25% is shown. Find the highest yielding soybean variety within the regional table or single location table of interest, subtract the 25% L.S.D. value from the highest yielding variety, every variety with a greater yield than the resulting number is 'statistically the same' as the highest yielding variety. Consider the merits of the varieties in this group when making varietal selections.

In a study of the frequencies of occurrence of three types of statistical errors and their relative seriousness, Carmer² found strong arguments for an optimal significance level in the range $\alpha = 0.20$ to 0.40 , where α is the Type I statistical error rate for comparisons between means that are really equal. Herein, a value of $\alpha = 0.25$ is used in computing the L.S.D. 25-percent level shown in the tables.

To make the best use of the information presented in this circular and to avoid any misunderstanding or misrepresentation of it, the reader should consider an additional caution about comparing varieties. Readers who compare varieties in different trials or row spacings should be extremely careful, because no statistical tests are presented for that purpose. Readers should note that the difference between a single varieties performance at one location or row spacing and its performance at another is caused primarily by environmental effects and random variability. Furthermore, the difference between the performance of variety A in one trial or row spacing and the performance of variety B in another trial or row spacing is the result not only of environmental effects and random variability, but of genetic effects as well.

¹Carmer, S.G. and M.R. Swanson. "An Evaluation of Ten Pairwise Multiple Comparison Procedures by Monte Carlo Methods." *Journal of American Statistical Association* 68:66-74. 1973.

²Carmer, S.G. "Optimal Significance Levels for Application of the Least Significant Difference in Crop Performance Trials." *Crop Science* 16:95-99, 1976.

2007 SOYBEAN LOCATIONS



2007 TEST FIELDS

Erie

Location: Slaymaker Farm, Whiteside county, west of Rock Falls, northwestern Illinois.

Soil Type: Beaucoup silty clay loam.

Cooperator: Robert Slaymaker.

Planting Date: May 7. Harvest Date: October 4.

Herbicide: Pre-Boundary, FirstRate. Post- FirstRate, Select.

Roundup trial: Post- Roundup, Select.

Insecticide: Mustang Max.(aerial)

Tillage: fall chisel, spring field cultivate.

S.C.N.: medium.

Mt. Morris

Location: Nelson Farm, Ogle county, North of Mt. Morris, north central Illinois.

Cooperator: Rick Nelson.

Soil type: Muscatine silt loam.

Planting Date: May 7. Harvest Date: October 5.

Herbicide: Pre-Boundary, FirstRate.. Post-FirstRate, Select.

Roundup Trial: Post- Roundup.

Insecticide: Lorsban, Mustang Max.(aerial)

Tillage: fall chisel, spring field cultivate.

S.C.N.: low.

DeKalb

Location: University of Illinois, Northern Illinois Agronomy Research Center, DeKalb County, southwest of DeKalb.

Soil type: Flanagan silt loam.

Cooperators: Lyle Paul, research director; Dave Lindgren, farm foreman.

Planting date: May 7.

Harvest dates: October 6 & 10.

Herbicide: Pre-Boundary, FirstRate. Post-Accent, FirstRate.

Roundup trial: Post- Roundup.

Tillage: fall plow, spring mulch finisher.

S.C.N.: low.

Monmouth

Location: University of Illinois, Northwestern Illinois Agricultural Research and Demonstration Center, Warren County, northwest of Monmouth.

Soil type: Sable silty clay loam.

Cooperators: Eric Adee, agronomist; Martin Johnson, farm foreman.

Planting date: May 9.

Harvest dates: September 20 & 28.

Herbicide: Pre-Boundary, FirstRate. Post- First Rate, Fusion.

Roundup trial: Post- Roundup, Fusion, Array.

Tillage: fall chisel, spring soil finisher.

S.C.N.: high.

Goodfield

Location: Wurmnest Farm, Woodford county, north of Goodfield, central Illinois.
 Cooperator: Mike Wurmnest.
 Soil Type: Ipava silt loam.
 Planting date: May 8. Harvest dates: September 19 & 26.
 Herbicide: Pre-Boundary, FirstRate. Post-FirstRate, Select.
 Roundup trial: Post- Roundup.
 Insecticide/Fungicide: Headline, Waylay. (aerial)
 Tillage: fall chisel, spring soil finisher.
 S.C.N. medium.

Dwight

Location: Grundy County, Hoffman Farm.
 Soil type: Reddick silty clay loam.
 Cooperator: Allen Hoffman.
 Planting date: May 8. Harvest dates: September 21 & 29.
 Herbicide: Pre- Boundary, FirstRate. Post-FirstRate, Select.
 Roundup trial : Post- Roundup.
 Tillage: fall deep rip, spring field cultivate.
 S.C.N.: medium.

Perry

Location: Pike County, Fencik Farm, west central Illinois.
 Soil type: Herrick silt loam
 Cooperator: Mike Vose, farm foreman.
 Planting date: May 9. Harvest dates: Sept. 17 & Oct. 1, 2 & 5.
 Herbicide: Pre- Boundary, FrstRate. Post-FirstRate, AssureII.
 Roundup trial: Post- Roundup.
 Tillage: fall disk, spring Dyna drive, field cultivate.
 S.C.N.: low.

New Berlin

Location: Bennett Farm, Sangamon county, north of New Berlin, Central Illinois.
 Cooperator: Leahy Bennett .
 Soil type: Sable silty clay loam.
 Planting date: May 10. Harvest dates: Sept. 17 & 27.
 Herbicide: Pre-Boundary, FirstRate. Post-FirstRate, Select.
 Roundup trial: Post- Roundup.
 Tillage: fall V ripper, spring field cultivate.
 S.C.N. medium.

Urbana

Location: University of Illinois, Crop Sciences Research & Education Center, Champaign County, east central Illinois.
 Soil type: Flanagan silt loam.
 Cooperators: Robert Dunker, farm manager; Mike Kleiss, farm foreman.
 Planting dates: May 3-7", May 6-30", Harvest: Sept 13, 24, 27, 29.
 Herbicide: Pre-Boundary. Post-Basagran, Select.
 Roundup trial: Post- Roundup.
 Tillage: fall chisel, spring soil finisher.
 S.C.N.: medium.

St. Peter

Location: Magnus Farm, Fayette County, west of St. Peter, south central Illinois.
 Soil type: Hoyleton silt loam.
 Cooperator: Torrey Magnus.
 Planting date: May 10. Harvest dates: Sept. 22 & 24.
 Herbicide: Pre- Boundary, FirstRate. Post-Select.
 Roundup trial: Post- Roundup.
 Tillage: spring disk, soil crumbler.
 S.C.N.: medium.

Belleville

Location: Southern Illinois University Research Center, east of Belleville, St. Clair County.
 Soil type: Ebbert silt loam.
 Cooperators: Dr. Ed Varsa, research director; Ron Krausz, field manager.
 Planting date: May 23.
 Harvest dates: Sept. 28, Oct. 6.
 Herbicide: PPI- Treflan, Scepter, Spartan. Post- Flexstar, Select.
 Roundup trial: Post- Roundup.
 Tillage: spring disk, field cultivate, cultimulch.
 S.C.N.: medium.

Elkville

Location: Funk farm, North of Carbondale, Jackson County, extreme southern Illinois.
 Soil type: Okaw silt loam.
 Cooperator: Trent Funk.
 Planting date: May 14.
 Harvest dates: September 23 & October 2, 13.
 Herbicide: Pre- Boundary, FirstRate. Post-FirstRate, Select.
 Roundup trial: Post- Roundup.
 Tillage: fall chisel, spring field cultivate.
 S.C.N.: medium.

Harrisburg

Location: Wintizer farm, Saline County, extreme southern Illinois.
 Soil type: Harco silt loam/Patton silty clay loam.
 Cooperator: Kevin Wintizer.
 Planting date: May 11.
 Harvest dates: September 23 & October 1,13.
 Herbicide: Pre- Boundary, FirstRate. Post-FirstRate, Select.
 Roundup trial: Post- Roundup.
 Tillage: spring disk, field cultivate.
 S.C.N.: low.

GROWING SEASON RAINFALL, 2007

<u>Location</u>	<u>May</u>	<u>June</u>	<u>July</u>	<u>Aug</u>	<u>Sept</u>
Erie	1.20	6.90	6.25	6.30	0.85
Mt. Morris	0.95	4.45	9.00	9.30	1.60
DeKalb	2.01	3.91	8.29	14.08	0.58
Monmouth	2.94	4.25	4.61	6.40	0.88
Goodfield	2.90	0.90	3.80	5.70	1.30
Dwight	1.78	2.27	6.53	12.14	0.80
Perry	2.54	2.65	1.12	1.54	0.79
New Berlin	1.90	4.20	1.70	1.70	2.10
Urbana	1.58	5.77	5.72	1.48	2.00
St. Peter	1.36	4.24	3.86	0.08	3.35
Belleville	5.30	3.23	2.64	1.09	2.11
Elkville	1.40	2.30	7.00	0.50	0.60
Harrisburg	1.45	4.20	1.00	2.00	3.00

SOURCES OF SEED

- Atlas**, Mycogen Seeds, 9330 Zionsville Rd. Indianapolis, IN 46268 (800-692-6436)
- AgAlumni**, Ag Alumni Seed, 702 State Rd. 28 E, Romney IN 47981 (800-822-7134)
- AgSource**, AgSource Seeds Inc., 1800 L Ave, Nevada, IA 50201 (515-382-8880)
- AgVenture**, AgVenture Seeds, PO Box 102, Kentland, IN 47951 (219-474-3339)
- Asgrow**, Monsanto, 800 N Lindbergh Blvd. St. Louis, MO 63167 (800-335-2676)
- Asoyia**, Asoyia, LLC, 102 South Locust, Winfield IA 52659 (319-257-3400)
- Baker**, Baker Seed Co., 610 W. Seminary St. West Salem, IL 62476 (618-456-8851)
- Beck's**, Beck's Superior Hybrids, 6767 E 276th St. Atlanta, IN 46031 (317-984-3508)
- Bio Gene**, Bio Gene Seeds, 5477 Tri-County Hwy. Sardinia, OH 45171 (888-862-3276)
- Campbell**, Campbell Seed Inc., 1375 N 800 W. Tipton, IN 46072 (800-788-5950)
- Clarkson**, Clarkson Grain Co., 320 East South St. Cerro Gordo, IL 61818 (800-252-1638)
- Crow's**, Crow's Hybrid Corn Co., 612 E Dunlap St. Kentland, IN 47951 (800-331-7201)
- Dairyland**, Dairyland Seed Co. Inc., PO Box 958, 3520 Hwy H, West Bend, WI 53095 (800-236-0163)
- DeKalb**, Monsanto, 800 N Lindbergh Blvd. St. Louis, MO 63167 (800-335-2676)
- Delta & Pine Land**, Delta & Pine Land Company, 100 Main Street, Scott, MS 38772 (361-582-4003)
- Delta Grow**, Delta Grow Seed, PO Box 219/220 NW 2nd, England, AR 72046 (501-842-2572)
- DeRaedt**, DeRaedt Seed Corp., 10 N 971 Tower Rd. Hampshire, IL 60140 (847-464-5553)
- Dyna-Gro**, UAP Distribution, Inc., 1267 W Washington, Pittsfield, IL 62363 (217-285-4461)
- Excel**, Agrinetics Inc., 1764 Windward Ave., Naperville, IL 60563 (630-417-4265)
- Excel**, Excel Brand, 116 E State, PO box 320, Camp Point, IL 62320 (800-969-6717)
- Excel**, Butzow Seed Farms, 1213 Country Rd. 2125 E, St. Joseph, IL 61873 (217-688-3020)
- Excel**, Coldwater Seed Farm, 26845 S. Coldwater Rd., Elwood, IL (815-423-5357)
- Excel**, Haas Seed House, 305 N. Broadway, Albers, IL 62215 (217-248-5165)
- Excel**, Hartke Seed Farms, 22679 Sunset Rd. Litchfield, IL 62056 (217-324-2680)
- Excel**, Miller Bros Farm & Fertilizer, 2001 Niemannsville Trail, Walshville, IL 62091 (217-456-9311)
- Farm Advantage**, Farm Advantage, 1275 Hwy 69, Belmond IA 50421 (641-444-3344)
- Fontanelle**, Fontanelle Hybrids, 10981 8th St. Fontanelle, NE 68044-2505 (402-721-1410)
- FS Hisoy**, Growmark Inc., 1701 Towanda Ave, Bloomington, IL 61701 (888-222-4405)
- Great Heart**, Great Heart Seed, 220 W Washington, Paris, IL 61944 (217-465-4132)
- Helena**, Helena Chemical Co., 11711 N Pennsylvania St. Carmel, IN 46032 (317-815-6370)
- Hoblit**, Hoblit Seed Co., PO Box 487, Atlanta, IL 61723 (217-648-2392)
- Hoffman**, Hoffman Seed House, 200 E 4th Street, Hoffman, IL 62801 (618-495-2617)
- Horizon**, Horizon Genetics, PO Box 31, Mason City, IL 62664 (800-533-2879)
- Hubner**, Hubner Seed, 10280 West SR 28, West Lebanon, IN 47991 (765-893-4428)
- Hughes**, Hughes Seed Farms Inc., 206 N Hughes Rd, Woodstock, IL 60098 (815-338-1141)
- Illinois Pride**, Illinois Foundation Seeds Inc., 1083 County Rd. 900 N Tolono IL 61880 (217-485-6260)
- Kaltenberg**, Kaltenberg Seed Farms, 5506 State Rd. 19 PO Box 278, Waunakee, WI 53597-0278 (608-849-5021)
- Kitchen**, Kitchen Seed Company Inc., PO Box 286, Arthur, IL 61911 (217-543-3476)
- Kruger**, Kruger Seeds Inc., PO Box A Dike, IA 50624 (800-772-2721)
- Lewis**, Lewis Hybrids Inc., PO Box 38 / 530 West Maple Ave. Ursa, IL 62376 (800-252-7851)
- LG Seeds**, LG Seeds, 22827 Shissler Rd. Elmwood, IL 61529 (800-752-6847)
- M&D Seed**, M&D Seed, 8982 Ford Rd., Kinmundy, IL 62854 (618-292-7498)
- Martin**, Martin Seeds, Inc., 10045 W 2nd St. Williamsport, IN 47993 (765-986-2030)
- Mavrick**, Bo-Jac Seed Co., 245 1500th Avenue. Mt. Pulaski, IL 62548 (217-792-5001)
- Merschman**, Merschman Seeds Inc., PO Box 67, 103 Ave D, West Point, IA 52656 (800-848-7333)
- Midland**, Brown Seed Enterprises, Inc., 289 Co Rd 550 N. Neoga, IL 62447 (217-895-2335)
- Midwest Seed Genetics**, Midwest Seed Genetics, PO Box 518, Carroll, IA 51401 (800-369-8218)
- Munson**, Munson Hybrids Inc, 1262 Knox Road 100 E. Galesburg, IL 61401 (309-343-8410)
- MWS**, MWS Seeds LLC, 2737 N 700 East Rd. Ashkum, IL, 60911 (815-698-2204)
- Mycogen**, Mycogen Seeds, 9330 Zionsville Rd., Indianapolis, IN 46268 (800-692-6436)
- NC+**, NC+ Hybrids, 3820 N 56th St. Lincoln, NE 68504 (800-369-8218)
- NK Brand**, Garst Seed Company, 2369 330 th Street, Slater IA 50244 (888-464-2778)
- NuTech**, NuTech Seed, LLC, 40321 130th Ave. Leland, IA 50453 (641-567-3350)
- Pioneer**, Pioneer Hi-Bred Int'l, 14171 Carole Dr, Bloomington, IL 61704 (309-821-9940)
- Prairie**, Prairie Hybrids, 27445 Hurd Rd., Deer Grove, IL 61243 (815-438-7815)
- Public Varieties**, Illinois Foundation Seeds Inc., 1083 County Rd 900 N. Tolono, IL 61880 (217-485-6260)
- Quality Plus**, Quality Plus Seed, 562 State Hwy 164, Monmouth, IL 61462 (866-734-5764)
- Renk**, Renk Seed, 6809 Wilburn Rd. Sun Prairie, WI 53590 (608-837-7351)
- Roeschley**, Roeschley Hybrids, 8222 E 1500 N Rd. Graymont, IL 61743 (815-743-5938)
- Schillinger**, Schillinger Seeds Inc., 4200 Corporate Drive, Suite 106, West Des Moines, IA 50266 (515-225-1166)
- Shepherd**, Shepherd Seeds/Farms, 2636 E Stateline Rd. Beloit, WI 53511 (608-363-6552)
- Sieben**, Sieben Hybrids, 1441 Gorman Drive, Geneseo, IL 61254 (309-944-5131)
- Southern Cross**, Miles Farm Supply, LLC PO Box 22879, Owensboro, KY 42304 (270-926-2420)
- Southern States**, Southern States Co-op, PO Box 26234, Richmond, VA 23260 (804-281-1203)
- Stauffer**, Stauffer Seeds, PO Box 128, Carroll, IA 51401 (712-792-2525)
- Steyer**, Steyer Seeds, 6154 N Co Rd 33, Tiffin, OH 44883 (800-231-4274)
- Stine**, Stine Seed Co., 22555 Laredo Trail, Adel, IA 50003 (515-677-2605)
- Stone**, Stone Seed Co., 5965 W State Rt 97, Pleasant Plains, IL 62677 (217-546-8006)
- Sun Prairie**, Champaign County Seed Co., 1676 County Rd. 2200 E. St. Joseph, IL 61873 (217-469-2351)
- Trelay**, Trelay Seed Co., 11623 Hwy 80, Livingston, WI 53554 (608-943-6363)
- Trisler**, Trisler Seeds Inc., 3274 E 800 North Rd. Fairmount, IL 61841 (217-288-9301)
- US Soy**, US Soy, 2808 Thomason Drive, Mattoon, IL 61938 (217-235-1020)
- Wilken**, Wilken Seed Grains Inc., PO Box 770, Pontiac, IL 61764 (815-844-3458)
- Willcross**, Willcross Hybrids LLC., PO Box 560, Garden City, MO 64747 (877-862-6326)

2007 Conventional Soybean Entries

Company-Brand	Variety*	*** Regions Entered						****					
		**M	1	2	3	4	5	6	SN	PRR	IST	HC	
AG ALUMNI	CLOJ095-4	3	1						A	Rps1b	U	G	
AG ALUMNI	CLOJ173-6-8	3	0			3			A	Rps3a	U	BL	
ASOYIA	2677	2	6		2				S	?	B	BL	
ASOYIA	2787	2	7		2				S	?	B	BL	
ASOYIA	2897	2	8		2				S	?	B	BL	
ASOYIA	3005	3	0		2	3			S	?	B	IB	
ASOYIA	3125	3	1		2	3			S	?	B	IB	
ASOYIA	3257	3	2			3			S	?	B	BL	
ASOYIA	3106 SCN	3	1		2	3			A	?	B	BL	
ASOYIA	3517 SCN	3	5			3			A	?	B	BL	
ASOYIA	3867 SCN	3	8			3			A	?	B	BL	
CLARKSON	ECR-J30*	3	0		1	2	3		6	R	?	U	Y
DAIRYLAND	DSR-22 STS-LU	2	2		1					S	NG	B	BL
EXCEL	6397 NN	3	9			3				A	NG	U	BL
FS HISOY	HS 38C60*	3	8			3	4			A	Rps1c	B	BL
FS HISOY	HS 4426*	4	4			4	5			A	NG	B	BL
HOFFMAN	H 387	3	8			4	5			A	NG	B	BL
HOFFMAN	H 437	4	3			4	5			A	NG	B	BL
HOFFMAN	H 445	4	4			4	5			A	Rps1k	B	BL
HORIZON	H 291 N*	2	9		1	2	3		6	A	NG	U	IB
HORIZON	H 361 N*	3	6		1	2	3	4	6	A	NG	U	BR
PIONEER	93M52	3	5		1		4			A	Rps1c	B	BL
PRAIRIE HYBRIDS	IP 2200	2	2		2	3				S	NG	U	BL
PRAIRIE HYBRIDS	IP 2902 N*	2	9		2	3				A	NG	U	Y
PRAIRIE HYBRIDS	IP 2991 N	2	9		2	3				A	Rps1a	U	BL
PRAIRIE HYBRIDS	IP 3400 N	3	4			3				A	NG	U	BU

2007 Conventional Soybean Entries

Company-Brand	Variety*	*** Regions Entered						****						
		**M	1	2	3	4	5	6	SN	PRR	IST	HC		
PUBLIC	DWIGHT*	2	9		1	2	3		6	A	NG	U	BL	
PUBLIC	INA*	4	5				4	5	6	AC	NG	U	BU	
PUBLIC	JACK*	2	9		1	2	3		6	A	NG	U	Y	
PUBLIC	LD 00-2817*	4	6				3	4	5	6	C	NG	U	IB
PUBLIC	LD 00-3309*	4					3	4	5	6	A	NG	U	BL
PUBLIC	LD 01-5907*	3	9		2	3	4	5	6	C	NG	U	BU	
PUBLIC	LD 01-7323*	2	7		1	2	3		6	A	NG	U	Y	
PUBLIC	LD 02-4485*	2	5		1	2	3		6	A	NG	U	BU	
PUBLIC	LD 02-7222P*	4	0				3	4	5	6	A	NG	U	IB
PUBLIC	MACON*	3	9		2	3	4	5	6	S	NG	U	BL	
PUBLIC	MAVERICK*	3	8		2	3	4	5	6	A	Rps1k	U	BU	
PUBLIC	WILLIAMS 82*	3	8		2	3	4	5	6	S	R	U	IB	
ROESCHLEY	3169 C	3	1		2					A	NG	U	BR	
ROESCHLEY	4229 C*	2	9		2					A	NG	U	IB	
SCHILLINGER	277F HD	2	7		1	2				S	NG	U	Y	
SCHILLINGER	297F Y	2	9		1	2				S	Rps1k	U	BL	
SCHILLINGER	435 TCS	4	3				4			A	NG	U	BL	
SCHILLINGER	446F HP	4	2				4			A	NG	U	BL	
SHEPHERD	SB 222 SB*	2	2		1	2	3		6	S	Rps1a	U	BL	
SOUTHERN CROSS	BENJAMIN N	4	3				4	5		A	Rps1c	F	BL	
SOUTHERN CROSS	HOSHEA N	3	7				4	5		A	Rps1c	F	IB	
US SOY	20145	4	2				3	4		S	NG	U	Y	
US SOY	20333	3	5				3	4		S	NG	U	Y	
US SOY	20735*	3	5				3	4		S	NG	U	Y	
US SOY	20738*	3	8				3	4		S	NG	U	Y	
WILKEN	W 2338 N	2	3			2				A	?	B	BL	
WILKEN	W 2661 N*	2	6			2				A	NG	B	BL	
WILKEN	W 2694 N*	2	9			2				A	NG	B	IB	
WILKEN	W 3316 N*	3	1			2				A	Rps1c	B	Y	
WILKEN	W 3423 N	3	2			2				A	?	B	BL	
WILKEN	W 3490 N	3	9			2	3			A	Rps1c	B	BL	

- * Producer Nominated Variety
- ** Maturity Group
- *** 1 = Region 1 Erie, Mt Morris & DeKalb
2 = Region 2 Monmouth, Goodfield & Dwight
3 = Region 3 Perry, New Berlin & Urbana
4 = Region 4 Belleville & St. Peter
5 = Region 5 Harrisburg & Elkhart
6 = Urbana 7" Row
- **** SN- Source of Soybean cyst Nematode Resistance
A = PI 88788, B = PI 548402 (Peking), C = PI 437654 (Hartwig), S = Susceptible,
X = cystx, D = PU-SCN 14, R' = resistant, source unknown
- IST = Insecticide Seed Treatment
U = Untreated, F = Fungicide, B = Insecticide+Fungicide
- PRR = Phytophthora Root Rot
Rps1* = resistance gene, R # = resistance to specified race, NG = No Gene, ? = unknown
- HC = Hilum Color
Bl- black, IB- imperfect black, BU- buff, BR- Brown, Y- Yellow, G- Gray, M- Mixed

2007 Roundup Resistant Soybean Entries

Company-Brand	Variety*	*** Regions Entered						SN	****						
		**M	1	2	3	4	5		6	PN	RR	IST	HC		
AGSOURCE	9383 RR*	3.8		2	3	4		A	Rps1c	B	BU				
AGSOURCE	9406 RR*	4.0		2	3	4		A	NG	B	BL				
AGVENTURE	28G9 NRR*	2.8					6	A	Rps1k	F	BR				
AGVENTURE	29G9 NRR*	2.9			3		6	A	NG	F	BL				
AGVENTURE	33G3 NRR*	3.3				3	6	A	Rps1k	F	BL				
AGVENTURE	34G4 NRR*	3.4				3	6	A	Rps1c	F	BL				
ASGROW	AG 2403*	2.4	1					S	Rps1k	U	BL				
ASGROW	AG 2603*	2.6	1	2				A	Rps1c	U	IB				
ASGROW	AG 2606	2.6	1					A	Rps1c	B	IB				
ASGROW	AG 2802	2.8	1	2				A	Rps1k	B	IB				
ASGROW	AG 2906	2.9	1	2				A	NG	B	BL				
ASGROW	AG 3005*	3.0	2					S	Rps1c	U	IB				
ASGROW	AG 3006	3.0	1					A	Rps1k,7	B	IB				
ASGROW	AG 3101	3.1	1	2	3			A	Rps1c	B	IB				
ASGROW	AG 3203	3.2	1	2	3			A	Rps1c	B	IB				
ASGROW	AG 3402	3.4		2	3			A	Rps1c	B	BL				
ASGROW	AG 3505*	3.5		2	3			A	Rps1k	U	IB				
ASGROW	AG 3602*	3.6		2	3	4		A	Rps1c	U	IB				
ASGROW	AG 3705	3.7		3	4	5		A	Rps1c	B	BL				
ASGROW	AG 3802*	3.8		3	4			A	Rps1c	U	IB				
ASGROW	AG 3803	3.8		3	4	5		A	Rps1c	B	IB				
ASGROW	AG 3905	3.9		4	5			A	Rps1c	B	BL				
ASGROW	AG 3906*	3.9		3	4			A	NG	U	BL				
ASGROW	AG 4103	4.1		4	5			A	Rps1a	B	BU				
ASGROW	AG 4404	4.4		4	5			A	Rps1a	B	BL				
ASGROW	AG 4405	4.4		4	5			A	Rps1c	B	IB				
ASGROW	AG 4703	4.7		4	5			A	NG	B	BL				
ASGROW	AG 4801*	4.8				5		A	NG	U	BL				
ASOYIA	2536 RR	2.5	2					S	?	B	BL				
ASOYIA	2707 RR	2.7		2	3			S	?	B	BU				
ASOYIA	2937 RR	2.9		2	3			S	?	B	IB				
ASOYIA	3027 RR	3.0		2	3			S	?	B	IB				
ASOYIA	3217 RR	3.2		2	3			S	?	B	IB				
ASOYIA	3407 RR	3.4		2	3			S	?	B	IB				
ASOYIA	3757 RR	3.7			3			S	?	B	IB				
BAKER	3770 NRR	3.7				4		A	Rps1c	U	BU				
BAKER	3945 NRR	3.9				4		A	Rps1k	U	BL				
BAKER	3975 NRR	3.9				4		A	Rps1c	U	IB				
BAKER	4565 NRR	4.5				4		A	NG	U	BR				
BAKER	4825 NRR	4.8				5		A	NG	U	BL				
BAKER	4975 NRR	4.9				5		A	NG	U	BL				
BECK	274 NRR*	2.7	2					A	Rps1c	B	BL				
BECK	286 NRR	2.8	2					A	Rps1k	B	BL				
BECK	297 NRR*	2.9	2					A	Rps1c	B	BL				
BECK	307 NRR	3.0	2				6	A	Rps1c	B	IB				
BECK	321 NRR	3.2		2	3			A	Rps1k	B	BL				
BECK	323 RR*	3.2		2	3			A	Rps1c	F	IB				
BECK	326 RRL*	3.2			3			S	Rps1k	B	BL				
BECK	332 NRRL*	3.2			3			A	NG	F	BU				
BECK	342 NRR	3.4		2	3			6	A	Rps1c	B	BL			
BECK	354 NRR	3.5			3			6	A	Rps1c	B	IB			
BECK	383 NRR*	3.8			3	4		A	NG	F	IB				
BECK	399 NRR	3.9			3	4		6	A	Rps1c	F	BL			
BECK	405 NRR	4.0			4			A	Rps1k	B	BL				
BECK	422 NRR	4.2			4			A	NG	B	BL				
BECK	444 NRR	4.4			4			A	NG	B	BR				
BIO GENE	BG 3708 RN	3.7			4			A	NG	F	IB				
BIO GENE	BG 3806 RN*	3.8			4			A	NG	F	BL				
BIO GENE	BG 3807 RN*	3.8			4			A	NG	F	IB				
BIO GENE	BG 4406 RN*	4.4			4			A	NG	F	BR				
CAMPBELL	347 NRR*	3.4		2	3	4		6	A	Rps1c	F	BL			
CROWS	C 3318 R*	3.3		2				A	Rps1k	U	IB				
CROWS	C 3518 R*	3.5		2	3			A	Rps1k	U	BL				
CROWS	C 3619 R	3.6			3			A	NG	U	BL				
CROWS	C 3817 R*	3.8			3			A	Rps1c	U	BU				
CROWS	C 3915 R*	3.9			3			A	Rps1c	U	BU				
CROWS	C 4142 R*	4.1				4		A	Rps1a	U	BR				
DAIRYLAND	DSR-2200 RR	2.2	1					S	NG	B	BL				
DAIRYLAND	DSR-2300 RR	2.3	1					S	NG	B	BL				
DAIRYLAND	DSR-2600 RR*	2.6	1	2				R?	Rps1k	B	BL				
DAIRYLAND	DSR-2770 RR	2.7	1	2	3			S	Rps1k	B	BL				
DAIRYLAND	DSR-2850 RRSTSHP*	2.8		2			6	B	Rps1k	B	BL				
DAIRYLAND	DSR-2929 RR*	2.9	1	2	3			6	A	NG	B	BL			
DAIRYLAND	DSR-3003 RRSTS	3.0	1	2	3			S	NG	B	BL				
DAIRYLAND	DSR-3130 RR*	3.1	1	2	3			6	A	Rps1k	B	BL			
DAIRYLAND	DSR-3320 RRSTS	3.3			2			A	Rps1k	B	BL				
DAIRYLAND	DSR-3535 RR	3.5		2	3			6	A	NG	B	BL			
DAIRYLAND	DSR-3675 RR	3.6			3			A	Rps1c	B	BL				
DAIRYLAND	DSR-4300 RR	4.3			3			A	NG	U	BL				
DELTA & PINE LAND	DP 4450 RR	4.3			4	5		A	NG	B	BR				
DELTA & PINE LAND	DPX 4334 RR	4.3			4	5		S	NG	B	BL				
DELTA GROW	3950 RR	3.9			4	5		A	Rps1k	F	BL				
DELTA GROW	4150 RR	4.1			4	5		A	Rps1a	F	BR				
DELTA GROW	4460 RR	4.4			4	5		A	NG	F	BL				
DELTA GROW	4470 RRSTS	4.4			4	5		A	Rps1c	F	BL				
DELTA GROW	4970 RR	4.9			4	5		A	NG	F	BL				
DERAEDT	2121 RR*	2.3	1					S	NG	U	BL				
DERAEDT	2677 NRR*	2.6	1					A	NG	U	BL				
DERAEDT	2788 NRR*	2.7	1					A	NG	U	BL				
DYNA-GRO	32C38*	3.8			3	4		A	Rps1c	B	BL				
DYNA-GRO	3362 NRR*	3.6			3			A	Rps1k	B	BL				
DYNA-GRO	3390 NRR*	3.8			3			A	Rps1c	B	BL				
DYNA-GRO	36C28*	2.8		1				A	Rps1k	B	BR				
DYNA-GRO	37A44*	4.4				4	5	A	NG	B	BR				

2007 Roundup Resistant Soybean Entries

Company-Brand	Variety*	*** Regions Entered						SN	****						
		**M	1	2	3	4	5		6	PN	RR	IST	HC		
DYNA-GRO	37J34*	3.4		2	3			A	Rps1c	B	BL				
EXCEL	8236 NRR	2.3	1					R?	Rps1k	B	BL				
EXCEL	8249 NRR	2.7	1					A	Rps1k	B	BL				
EXCEL	8259 RR	2.5	1					S	Rps1k	B	BL				
EXCEL	8277 RR	2.7	1					S	NG	B	BL				
EXCEL	8287 RRSTS	2.8	1					S	NG	B	BL				
EXCEL	8288 NNRR	2.8	1					A	Rps1k	B	BL				
EXCEL	8308 NRR	3.0	1					A	Rps1k	B	BL				
EXCEL	8309 NRR	3.1					6	A	Rps1c	B	IB				
EXCEL	8343 NRR*	3.4		2				A	NG	B	IB				
EXCEL	8357 NNRR*	3.7			3			A	Rps1k	B	BL				
EXCEL	8368 NRR	3.5			3			A	NG	B	BL				
EXCEL	8369 NRR*	3.6			3			A	Rps1c	U	IB				
EXCEL	8394 NRR*	3.9				4		A	Rps1c	B	BU				
EXCEL	8396 RRSTS	3.9			3	4		S	NG	B	BL				
EXCEL	8407 NRR	4.0				4		A	Rps1c	B	IB				
EXCEL	8427 NRRSTS*	4.2				4		A	NG	B	BL				
EXCEL	8430 NNRRSTS	4.3				4		A	NG	B	BL				
EXCEL	8432 NRR	4.3				4		A	NG	U	BL				
EXCEL	8450 NRR*	4.5				5		A	NG	B	BL				
EXCEL	8455 NRR	4.5				4		A	NG	B	IB				
EXCEL	8481 NRR	4.8				4		A	NG	B	IB				
FARM ADVANTAGE	7296 N	2.9	1					A	Rps1c	U	BL				
FARM ADVANTAGE	7305 N	3.0	1					A	Rps1c	U	BU				
FARM ADVANTAGE	7324 N	3.2	1					A	NG	U	BL				
FONTANELLE	8182 RR*	2.8	1					S	NG	U	BR				
FONTANELLE	8665 NRR*	2.6	1					A	R?	U	IB				
FONTANELLE	8687 NRR*	2.8	1					A	Rps1k	U	IB				
FONTANELLE	9412 NRR*	3.1		2				A	R?	U	IB				
FONTANELLE	9609 NRR*	3.0		2				A	NG	U	BL				
FONTANELLE	9652 NRR*	3.5		2				A	Rps1c	U	BL				
FS HISOY	HS 2766	2.7	1	2				A	Rps1k	B	IB				

2007 Roundup Resistant Soybean Entries

Company-Brand	Variety*	*** Regions Entered						****				
		**M	1	2	3	4	5	6	SN	PRR	IST	HC
HUGHES	796	2.7	1						A	Rps1a	B	BL
HUGHES	847	2.8	1						A	NG	B	BL
KALTENBERG	KB 226 RR	2.2	1						A	NG	F	BL
KALTENBERG	KB 249 RR	2.4	1						A	NG	F	BL
KALTENBERG	KB 258 RR	2.5	1						S	NG	F	BR
KALTENBERG	KB 268 RR	2.6	1						S	Rps1k	F	BL
KALTENBERG	KB 278 RR	2.7	1						A	NG	F	BL
KITCHEN	KSC 3479 CRR	3.4		3					A	NG	U	IB
KITCHEN	KSC 3546 CRR	3.5		3					A	Rps1k	U	BL
KITCHEN	KSC 3786 CRR	3.7		3	4				A	Rps1k	U	BR
KITCHEN	KSC 3856 CRR*	3.8		3	4				A	NG	U	BU
KITCHEN	KSC 3869 CRR	3.8		3	4				A	Rps1c	U	BU
KITCHEN	KSC 3982 CRR	3.9		3	4				A	Rps1k	U	BU
KITCHEN	KSC 4266 CRR*	4.2		3	4				A	R'	U	IB
KRUGER	EX 28A07	2.8	1	2	3		6		A	Rps1k	B	BL
KRUGER	K-195-RRSCN	2.0	1						A	Rps1k	B	IB
KRUGER	K-201 RRSCN	2.0	1						A	Rps1c	B	BL
KRUGER	K-204 RRSCN	2.0	1						A	Rps1k	B	IB
KRUGER	K-228 RRSCN	2.2	1						A	Rps1k	B	M
KRUGER	K-235 RRSCN*	2.4	1	2					A	NG	B	BR
KRUGER	K-239 RR	2.3	1	2					S	NG	B	BL
KRUGER	K-248 RRSCN	2.5	1	2					A	NG	B	BR
KRUGER	K-251 RRSCN	2.5	1	2					A	Rps1k	B	BR
KRUGER	K-263 RRSCN	2.7	2						A	Rps1c	B	IB
KRUGER	K-271 RR	2.7	1	2	3				S	NG	B	IB
KRUGER	K-272 RRSCN/LINO	2.7	2						A	NG	B	BU
KRUGER	K-274 RRSCN	2.7	1	2	3				A	NG	B	BU
KRUGER	K-275 RRSCN	2.8	1	2	3				A	Rps1k	B	IB
KRUGER	K-278 RRSCN	2.7	1	2	3				A	Rps1c	B	IB
KRUGER	K-283 RRSCN*	2.8	1	2	3				A	Rps1k	B	BR
KRUGER	K-287 RRSCN	2.8	1	2	3				A	Rps1c	B	BL
KRUGER	K-294 RRSCN	2.9	2						B	NG	B	BL
KRUGER	K-297 RRSCN	2.9	1	2	3				A	Rps1k	B	BR
KRUGER	K-302 RRSCN/LINO	3.0	2						A	NG	B	BU
KRUGER	K-315 RRSCN	3.1	1	2	3				A	Rps1c	B	IB
KRUGER	K-316 RRSCN	3.1	1	2	3		6		A	Rps1c	B	BU
KRUGER	K-321 RRSCN/LINO	3.2	2						A	NG	B	BU
KRUGER	K-333 RRSCN	3.3	1	2	3	4			A	Rps1k	B	BL
KRUGER	K-340 RRSCN	3.4	1	2	3	4	5	6	A	Rps1k	B	BL
KRUGER	K-341 RRSCN	3.4	1	2	3	4			A	Rps1k	B	IB
KRUGER	K-348 RRSCN	3.4	1	2	3	4		6	A	Rps1c	B	BL
KRUGER	K-363 RRSCN	3.7	2	3	4	5			A	NG	B	BL
KRUGER	K-382 RRSCN	3.8	2	3	4	5			A	NG	B	IB
KRUGER	K-384 RRSCN	3.8	2	3	4	5			A	Rps1c	B	BU
KRUGER	K-389 RRSCN	3.9	2	3	4	5			A	Rps1c	B	BU
KRUGER	K-410 RRSCN	4.0	3	4	5				A	NG	B	BL
KRUGER	K-433 RRSCN	4.3	3	4	5				A	NG	B	BR
KRUGER	K-476 RRSCN	4.6	4	5					A	NG	B	BL
KRUGER	K-478 RRSCN	4.7	4	5					A	Rps1a	B	BL
KRUGER	KY 3817 RR	3.7	2	3	4	5			A	NG	B	BL
LEWIS	2908	2.9	2						A	Rps1c	B	BR
LEWIS	3258	3.2	2						A	Rps1c	B	BU
LEWIS	3558	3.5	2						A	Rps1c	B	BL
LEWIS	3698	3.6		3					A	Rps1c	B	BU
LEWIS	3822	3.8	3						S	NG	B	BL
LEWIS	3827	3.8	3						A	NG	B	IB
LEWIS	3908	3.9	3						A	Rps1c	B	IB
LEWIS	3968	3.9	3	4					A	Rps1c	B	BL
LEWIS	4207	4.2	4						A	NG	B	BL
LEWIS	4408	4.4	4						A	NG	B	BL
LEWIS	3308*	3.3	2						A	NG	F	BR
LEWIS	3407*	3.4	2	3					A	Rps1c	B	BL
LEWIS	3907*	3.9	3	4					A	Rps1c	B	IB
LEWIS	4010*	4.0	3	4					A	Rps1a	B	BR
LEWIS	4395*	4.3	4	5					A	NG	B	BR
LG SEEDS	C 2662 NRR*	2.6	1	2					A	NG	F	BL
LG SEEDS	C 2777 NRR	2.7	1						A	Rps1c	F	BL
LG SEEDS	C 2985 NRR	2.9	1	2					A	Rps1k	F	BR
LG SEEDS	C 3232 NRR*	3.2	1	2	3				A	Rps1k	F	IB
LG SEEDS	C 3242 NRR	3.2	2						A	Rps1c	F	BL
LG SEEDS	C 3445 NRR	3.4		3					A	Rps1c	F	BL
LG SEEDS	C 3777 NRR*	3.7	3	4	5				A	Rps1k	F	IB
LG SEEDS	C 3888 NRR	3.8	3						A	NG	F	IB
LG SEEDS	C 3988 NRR	3.9	4	5					A	Rps1c	F	BL
LG SEEDS	C 4330 NRR	4.3	4	5					A	NG	F	BL
LG SEEDS	L 3155 RR*	3.1	1	2	3				S	Rps1c	F	BL
M & D SEED	9440 MNRR*	4.4	4	5					A	NG	U	BL
M & D SEED	9470 MNRR*	4.7	4	5					A	NG	U	BL
M & D SEED	9480 BNRR*	4.8	4	5					R'	R'	U	M
M & D SEED	9540 MNRR*	5.4	5						A	NG	U	M
M & D SEED	9550 BNRR	5.5	5						R'	R'	U	BU
MARTIN	M 435 NRR*	3.5	3						A	Rps1k	U	IB
MARTIN	M 538 NRR	3.8	3						A	Rps1k	U	BU
MARTIN	M 727 RR	2.7	3						S	NG	U	BL
MARTIN	M 734 NRR	3.4	3						A	NG	U	IB
MARTIN	M 828 NRR	2.8	3						A	Rps1c	U	IB
MARTIN	M 831 NRR	3.1	3						A	Rps1c	U	BU
MAVRICK	3299 RR*	2.9	2						S	NG	U	BL
MAVRICK	4262 RR*	2.6	2						A	NG	U	BL
MAVRICK	5284 RR*	2.8	2	3					A	NG	U	BL
MAVRICK	5394 RR*	3.9	3	4	5				A	Rps1a	U	BR
MAVRICK	6343 RR*	3.4	2	3					A	Rps1c	U	BL
MAVRICK	6369 RR*	3.6	3	4	5				A	NG	U	IB
MERSCHMAN	APACHE 828RR	2.8	1	2	3				A	NG	B	BR

2007 Roundup Resistant Soybean Entries

Company-Brand	Variety*	*** Regions Entered						****				
		**M	1	2	3	4	5	6	SN	PRR	IST	HC
MERSCHMAN	AUSTIN 643RR*	4.3			4	5			A	NG	B	BL
MERSCHMAN	CHEROKEE 729RR*	2.9	1	2	3				A	NG	B	BL
MERSCHMAN	CHEYENNE 827RRV	2.7	2						A	Rps1c	B	Y
MERSCHMAN	CHICKASAW 728RR*	2.8	1	2	3				A	Rps1k	B	BR
MERSCHMAN	COMANCHE 725RR	2.5	1						A	NG	B	BL
MERSCHMAN	COOLIDGE 734RR*	3.4	2	3	4				A	Rps1k	B	BL
MERSCHMAN	DALLAS RR	4.9	4	5					A	NG	B	BL
MERSCHMAN	DENVER 742RR	4.2	4	5					A	NG	B	BL
MERSCHMAN	EVEREST 755RR	5.5	5						A	Rps1a	B	BR
MERSCHMAN	FILLMORE 731RRV	3.1	2						S	NG	B	BL
MERSCHMAN	HAYES 832RRV	3.1	2						A	NG	B	BU
MERSCHMAN	HOOVER 730RR	3.0	2	3					A	Rps1c	B	BU
MERSCHMAN	HOUSTON 747RR	4.7	4	5					A	NG	B	IB
MERSCHMAN	JEFFERSON 830RR	3.0	2	3					A	NG	B	BU
MERSCHMAN	KENNEDY 836RR	3.6	2	3	4				A	NG	B	BU
MERSCHMAN	MARS 819RR	1.9	1						A	NG	B	M
MERSCHMAN	MEMPHIS 642RR	4.2	4	5					A	NG	B	BR
MERSCHMAN	MOHEGAN 823RR	2.3	1						A	NG	B	BR
MERSCHMAN	MONROE 735RR*	3.5	2	3	4				A	NG	B	BL
MERSCHMAN	NASHVILLE 749RR	4.9	4	5					A	Rps1a	B	BL
MERSCHMAN	NAVAHO 720RR	2.0	1						A	Rps1c	B	BL
MERSCHMAN	NORFOLK 741RR*	4.1	2	3	4	5			A	Rps1a	B	BL
MERSCHMAN	ROCKY RR	4.6	4	5					A	Rps1a	B	BL
MERSCHMAN	ROOSEVELT 737RR*	3.7	2	3					A	NG	B	BL
MERSCHMAN	RUSHMORE 750RR	5.0	5						A	Rps1c	B	BL
MERSCHMAN	SHAWNEE 527RR	2.7	1						A	NG	B	BL
MERSCHMAN	TRUMAN 636RR	3.6	2	3					S	NG	B	BL
MIDLAND	MG 3807 NRR	3.8	4	5					A	NG	F	BL
MIDLAND	MG 3836 NRRSTS	3.8	4	6					A	NG	F	BU
MIDLAND	MG 4008 NRR	4.0	4	5					A	NG	F	BL
MIDLAND	MG 4407 NRR*	4.4	4	5					A	NG	F	BL
MIDLAND	MG 4606 NRR	4.6	4	5					A	NG	F	BL
MIDLAND	MG 4708 NRR	4.7	4	5					A	NG	F	BL
MIDWEST SEED GEN	GR 2831*	2.8	1	2					A	Rps1c	U	BL
MIDWEST SEED GEN	GR 2933*	2.9	1	2					A	NG	U	BL
MIDWEST SEED GEN	GR 3333*	3.3	2	3					A	NG	U	IB
MIDWEST SEED GEN	GR 3832*	3.8	3						A	Rps1c	U	BU
MIDWEST SEED GEN	GR 3931*	3.9	4						A	Rps1c	U	BU
MIDWEST SEED GEN	GR 4154*	4.1	4						A	Rps1a	U	BR
MIDWEST SEED GEN	GR 4455*	4.4	4	5					A	NG	U	BR
MUNSON	8287 RR	2.8	1	2					A	Rps1a	U	IB
MUNSON	8298 RR	2.9	1	2					A	Rps1c	U	IB
MUNSON	8328 RR	3.2	1	2	3				A	Rps1c	U	IB
MUNSON	8357 RR	3.5	2	3					A	Rps1c	U	BL
MUNSON	8368 RR	3.6	2	3					A	Rps1c/lkU	BU	
MUNSON	8377 RR	3.7	2	3					A	NG	U	IB
MWS	2856 CRR*	2.8	2						A	Rps1c	F	BL
MWS	2911 CRR*	2.9	2						B	Rps1k	F	BL
MWS	2939 CRR	2.9	2									

2007 Roundup Resistant Soybean Entries

Table with columns: Company-Brand, Variety*, **M, 1, 2, 3, 4, 5, 6, SN, PRR, IST, HC. Lists various soybean varieties from companies like NUTECH, PIONEER, QUALITY PLUS, RENK, ROESCHLEY, SCHILLINGER, SHEPHERD, SIEBEN, SOUTHERN CROSS, SOUTHERN STATES, STAUFFER, STEYER, and STINE.

2007 Roundup Resistant Soybean Entries

Table with columns: Company-Brand, Variety*, **M, 1, 2, 3, 4, 5, 6, SN, PRR, IST, HC. Lists various soybean varieties from companies like STINE, STONE, SUN PRAIRIE, TRELAY, TRISOY, WILKEN, and WILKEN.

* Producer Nominated Variety
** Maturity Group
*** 1 = Region 1 Erie, Mt. Morris & DeKalb
2 = Region 2 Monmouth, Goodfield & Dwight
3 = Region 3 Perry, New Berlin & Urbana
4 = Region 4 Belleville & St. Peter
5 = Region 5 Harrisburg & Elkhart
6 = Urbana 7th Row
**** SN- Source of Soybean cyst Nematode Resistance
A = PI 88788, B = PI 548402 (Peking), C = PI 437654 (Hartwig), S = Susceptible,
X = cystx, D = PU-SCN 14, R? = resistant, source unknown
IST = Insecticide Seed Treatment
U = Untreated, F = Fungicide, B = Insecticide+Fungicide
PRR = Phytophthora Root Rot
Rps1* = resistance gene, seg1* = segregating for specified gene, NG = No Gene, ? = unknown
HC = Hilum Color
Bl- black, IB- imperfect black, BU- buff, BR- Brown, Y- Yellow, G- Gray, M- Mixed

2007 Soybean Test Results
Region 1: Roundup Resistant (30-inch row spacing)

COMPANY	*Producer Nominated VARIETY*	IST ¹	Regional Results				Erie Yield bu/a	Mt. Morris Yield bu/a	DeKalb Yield bu/a	2 yr Avg Yield bu/a	3 yr Avg Yield bu/a
			Yield bu/a	Maturity Date	Lodging	Height in					
MATURITY GROUP 2											
ASGROW	AG 2403*	U	64.8	9/14	2.8	35	63.3	70.5	60.7		
ASGROW	AG 2603*	U	64.6	9/17	3.6	44	68.3	68.7	57.0		
ASGROW	AG 2606	B	67.6	9/20	3.6	43	72.2	75.0	55.6		
ASGROW	AG 2802	B	70.4	9/18	3.6	47	68.1	73.6	69.6	63.8	
ASGROW	AG 2906	B	66.0	9/18	3.4	44	66.8	69.9	61.4		
DAIRYLAND	DSR-2200 RR	B	64.9	9/18	3.6	44	64.2	70.3	60.1	63.4	
DAIRYLAND	DSR-2300 RR	B	69.2	9/21	3.7	44	72.1	73.1	62.6	65.4	
DAIRYLAND	DSR-2600 RR*	B	67.0	9/21	3.8	41	73.2	72.6	55.2		
DAIRYLAND	DSR-2770 RR	B	65.7	9/21	3.7	44	64.1	77.0	56.2		
DAIRYLAND	DSR-2929 RR*	B	71.6	9/22	3.5	45	73.0	78.1	63.7	67.5	
DERAEDT	2121 RR*	U	63.3	9/18	3.7	38	61.4	69.1	59.6	62.6	
DERAEDT	2677 NRR*	U	60.9	9/20	4.0	41	63.6	62.5	56.5	60.9	
DERAEDT	2788 NRR*	U	68.8	9/20	3.2	44	71.9	71.4	62.9		
DYNA-GRO	36C28*	B	62.5	9/21	3.7	43	64.1	70.9	52.4		
EXCEL	8236 NRR	B	64.6	9/17	3.8	38	65.3	68.7	59.7	64.7	
EXCEL	8249 NRR	B	66.5	9/21	3.5	42	71.9	68.5	58.9		
EXCEL	8259 RR	B	87.8	9/21	3.6	40	67.7	72.5	63.3	65.3	
EXCEL	8277 RR	B	68.5	9/21	3.8	41	67.7	79.2	58.6	63.4	
EXCEL	8287 RRSTS	B	71.4	9/23	3.7	45	70.9	73.6	69.8	65.7	
EXCEL	8288 NNRR	B	67.6	9/20	3.8	46	64.8	73.7	64.3		
FARM ADVANTAGE	7296 N	U	65.2	9/22	3.7	45	69.1	67.3	59.2		
FONTANELLE	8182 RR*	U	57.1	9/20	4.0	45	59.8	65.0	46.4		
FONTANELLE	8665 NRR*	U	64.5	9/19	3.6	40	67.2	66.3	60.1		
FONTANELLE	8687 NRR*	U	66.3	9/18	3.7	49	63.6	71.1	64.2		
FS HISOY	HS 2766	B	66.9	9/21	3.6	50	63.3	74.2	63.1		
FS HISOY	HS 2846	B	65.5	9/20	3.7	43	70.5	73.7	52.2	63.0	
FS HISOY	R 07-28	B	64.0	9/22	3.6	43	64.4	69.5	58.2		
FS HISOY	R 07-29	B	83.8	9/23	3.5	45	59.2	72.8	58.9		
HORIZON	H 288 N*	U	64.4	9/20	3.3	50	70.5	69.3	53.3	62.3	
HORIZON	H 296 N*	U	66.9	9/22	3.5	45	70.0	70.2	60.4		
HUGHES	405	B	68.8	9/20	3.8	38	70.0	73.1	63.2	66.3	
HUGHES	555	B	67.8	9/19	3.5	40	70.1	67.6	65.7	63.5	
HUGHES	796	B	70.8	9/24	3.9	48	70.4	74.6	66.8	67.5	
HUGHES	847	B	67.2	9/22	3.3	45	66.0	76.1	59.6	64.6	
KALTENBERG	KB 226 RR	F	62.1	9/18	3.8	37	65.6	61.6	59.0	63.8	
KALTENBERG	KB 249 RR	F	67.1	9/20	3.8	41	65.9	71.9	63.4	62.8	
KALTENBERG	KB 258 RR	F	64.1	9/19	3.6	39	65.2	70.7	56.3	61.7	
KALTENBERG	KB 268 RR	F	62.4	9/21	3.7	42	60.0	66.5	60.8		
KALTENBERG	KB 278 RR	F	64.2	9/20	3.7	42	66.3	70.6	55.7		
KRUGER	EX 28A07	B	62.4	9/20	3.5	42	60.8	73.2	53.2		
KRUGER	K-195+RRSCN	B	64.1	9/11	3.7	39	64.7	66.7	60.7	62.3	
KRUGER	K-201 RRSCN	B	66.6	9/11	3.9	40	66.7	69.4	63.7	59.5	
KRUGER	K-204 RRSCN	B	66.1	9/11	3.7	39	65.7	70.7	61.8	64.3	
KRUGER	K-228 RRSCN	B	65.0	9/21	3.7	43	65.8	73.0	56.2		
KRUGER	K-235 RRSCN*	B	65.1	9/17	3.8	41	66.7	63.8	64.8	63.5	
KRUGER	K-239 RR	B	67.3	9/18	3.7	42	66.6	78.0	57.2	62.3	
KRUGER	K-248 RRSCN	B	61.8	9/14	4.0	40	61.0	69.3	55.1		
KRUGER	K-251 RRSCN	B	67.0	9/19	3.7	39	68.5	70.2	62.4		
KRUGER	K-271 RR	B	64.4	9/24	3.5	43	62.9	73.1	57.2		
KRUGER	K-274 RRSCN	B	71.5	9/20	3.8	43	74.8	74.6	65.2		
KRUGER	K-275 RRSCN	B	68.3	9/21	3.7	48	71.6	68.3	65.1	62.1	
KRUGER	K-278 RRSCN	B	65.3	9/19	3.7	44	66.5	68.2	61.1		
KRUGER	K-283 RRSCN*	B	61.2	9/20	3.7	42	63.1	67.9	52.5	61.8	
KRUGER	K-287 RRSCN	B	64.7	9/20	3.7	42	70.6	66.7	56.8	63.6	
KRUGER	K-297 RRSCN	B	62.7	9/21	3.6	43	59.5	68.3	60.4	63.4	
LG SEEDS	C 2662 NRR*	F	62.5	9/20	3.8	41	62.4	64.6	60.5	60.3	
LG SEEDS	C 2777 NRR	F	68.5	9/20	3.8	43	71.0	70.0	58.5		
LG SEEDS	C 2985 NRR	F	59.1	9/21	3.7	43	54.2	68.0	55.0		
MERSCHMAN	APACHE 828RR	B	67.1	9/22	3.5	44	65.4	73.8	61.9		
MERSCHMAN	CHEROKEE 729RR*	B	66.4	9/22	3.2	43	67.8	70.9	60.6	64.7	
MERSCHMAN	CHICKASAW 728RR*	B	61.7	9/19	3.5	45	61.1	73.6	50.4	61.2	
MERSCHMAN	COMANCHE 725RR	B	66.1	9/18	3.8	49	70.0	69.8	58.5	62.7	
MERSCHMAN	MARS 819RR	B	64.6	9/14	3.9	42	64.7	73.8	55.3		
MERSCHMAN	MOHEGAN 823RR	B	62.3	9/20	3.7	40	58.7	67.4	60.6		
MERSCHMAN	NAVAHO 720RR	B	63.8	9/10	4.0	42	64.2	66.7	60.6	63.0	
MERSCHMAN	SHAWNEE 527RR	B	68.7	9/22	3.8	41	71.8	69.6	64.7	64.5	
MIDWEST SEED GEN	GR 2831*	U	65.5	9/20	3.9	43	70.9	68.9	56.8	63.4	
MIDWEST SEED GEN	GR 2933*	U	57.9	9/21	3.8	44	54.8	59.6	59.4	58.5	
MUNSON	8287 RR	U	65.9	9/23	3.7	44	73.8	67.4	56.5		
MUNSON	8298 RR	U	67.1	9/24	3.6	45	73.1	68.7	59.4		
NC+	2A94 RR*	U	57.7	9/20	3.7	44	56.7	62.0	54.5		
NK BRAND	S 21-N6	B	67.9	9/14	3.5	36	66.1	79.2	58.3		
NK BRAND	S 23-H2*	B	62.7	9/15	3.8	38	63.2	68.9	55.9		
NK BRAND	S 24-J1	B	68.0	9/18	3.8	37	67.5	71.5	65.1		
NK BRAND	S 27-L4*	B	64.1	9/20	3.5	41	64.3	67.2	60.8		
NK BRAND	S 28-B4*	B	69.2	9/19	3.8	42	70.3	74.9	62.5		
NK BRAND	S 28-Y2*	B	65.4	9/20	3.4	43	66.4	70.9	59.0	60.7	
NK BRAND	S 29-J6*	B	67.3	9/21	3.6	46	66.1	74.5	61.3	63.8	
NUTECH	NT-2220 RR	B	70.4	9/20	3.6	40	74.2	73.9	63.2		
NUTECH	NT-2324+RRSCN	B	67.1	9/14	3.3	37	66.2	73.8	61.2		

2007 Soybean Test Results
Region 1: Roundup Resistant (30-inch row spacing)

COMPANY	*Producer Nominated VARIETY*	IST ¹	Regional Results				Erie Yield bu/a	Mt. Morris Yield bu/a	DeKalb Yield bu/a	2 yr Avg Yield bu/a	3 yr Avg Yield bu/a
			Yield bu/a	Maturity Date	Lodging	Height in					
MATURITY GROUP 2											
NUTECH	NT-6281	B	64.8	9/22	3.8	43	61.3	77.2	55.8		
NUTECH	NT-7222	B	66.8	9/15	3.8	41	68.4	66.7	65.2		
NUTECH	NT-7242	B	66.2	9/16	3.3	39	67.5	69.7	61.5		
NUTECH	NT-7252	B	64.0	9/20	3.8	41	67.4	68.8	56.0		
NUTECH	NT-7282	B	64.5	9/20	3.8	42	65.6	70.2	57.8		
NUTECH	NT-7293	B	62.8	9/23	3.5	43	64.3	66.7	57.6		
PIONEER	92M54	B	70.2	9/17	3.6	42	73.0	75.4	62.3		
PIONEER	92M61*	B	69.9	9/18	3.8	43	72.3	73.6	63.7	67.1	
PIONEER	92M75*	B	63.2	9/20	4.0	44	55.7	69.7	64.3		
PIONEER	92M81	B	62.3	9/18	3.8	42	64.5	63.9	58.6		
PIONEER	92M91*	B	68.4	9/22	3.4	44	70.3	73.0	61.9	65.8	
RENK	RS 217 RR	F	65.6	9/14	4.1	38	65.1	68.6	63.1		
RENK	RS 247 NRR	F	67.0	9/16	3.5	37	63.7	72.4	64.9		
RENK	RS 265 RR	F	70.0	9/19	3.8	45	64.8	77.8	67.5	65.1	
RENK	RS 277 NRR	F	69.3	9/23	3.4	46	76.4	69.0	62.6	63.8	
ROESCHLEY	2860 CRR	U	65.9	9/22	3.8	45	65.9	70.6	61.1		
SHEPHERD	SB 180 CNRR*	U	56.2	9/16	4.1	42	56.8	63.5	48.3		
SHEPHERD	SB 195 CNRR*	U	65.3	9/18	3.8	39	65.7	68.6	61.5	61.3	
SHEPHERD	SB 239 CNRR*	U	59.5	9/18	3.9	42	60.4	63.5	54.6	59.5	
SHEPHERD	SB 251 CNRR*	U	56.1	9/19	3.7	42	55.5	58.8	53.9	54.4	
SIEBEN	SS 2304 NRR*	U	63.5	9/20	3.8	38	64.8	64.5	61.3	62.7	
SIEBEN	SS 2407 NRR*	U	59.3	9/14	3.8	41	58.9	61.5	57.7	60.0	
SIEBEN	SS 2708 NRR	U	67.8	9/20	3.7	42	72.1	66.2	65.1		
SIEBEN	SS 2807 NRR*	U	67.2	9/22	3.8	44	68.4	68.4	64.7	65.0	
SIEBEN	SS 2905 NRR*	U	59.8	9/21	3.7	43	58.2	64.2	56.9	60.0	
SIEBEN	SS 2908 NRR	U	68.9	9/23	3.6	47	69.0	76.4	61.4	61.0	
STEYER	2960 RRSCN	U	64.8	9/22	3.5	43	67.4	72.8	54.3		
STINE	2402-4	U	63.2	9/16	3.9	42	62.3	67.5	59.8		
STINE	2702-4*	U	63.2	9/21	3.7	38	68.4	65.5	55.8		
STINE	2862-4	U	62.3	9/21	3.6	41	60.8	70.0	56.2		
STINE	2882-4*	U	64.9	9/22	3.1	45	69.1	70.5	55.0		
STINE	2932-4*	U	59.6	9/19	3.6	44	58.7	70.2	50.0	61.6	
TRELAY	2251	F	63.8	9/20	3.7	41	63.6	68.3	59.7		
TRELAY	2276	F	64.4	9/19	3.8	44	63.6	68.6	60.9		
TRELAY	2299	F	61.9	9/23	3.6	43	59.1	72.6	54.1		
WILKEN	W 2311 NRR	B	61.3	9/11	3.9	41	62.5	64.4	56.9	60.9	
WILKEN	W 2330 NRR	B	63.5	9/11	3.9	41	68.6	63.0	58.8		
	AVERAGE		65.0	9/19	3.7	42	65.8	69.8	59.5	63.0	
	L.S.D. 25% LEVEL		3.4		0.2	2	4.1	4.5	4.5	62.9	
	COEFF. OF VAR. (%)		9.6		9.5	7	6.6	6.8	8.1		
MATURITY GROUP 3											
ASGROW	AG 3006	B	68.0	9/24	3.6	47	70.9	70.9	62.2	66.4	
ASGROW	AG 3101	B	62.1	9/23	3.4	49	60.8	66.0	59.4	62.3	
ASGROW	AG 3203	B	67.6	9/27	3.5	44	64.6	73.4	64.9	63.8	
DAIRYLAND	DSR-3003 RRSTS	B	74.2	9/22	3.7	46	75.9	76.1	70.6	68.9	
DAIRYLAND	DSR-3130 RR*	B	68.3	9/27	3.7	46	68.5	71.8	64.5	63.6	
EXCEL	8308 NRR	B	69.1	9/27	3.7	47	72.8	71.6	63.1	65.9	
FARM ADVANTAGE	7305 N	U	69.0	9/23	3.2	43	73.9	67.8	65.2		
FARM ADVANTAGE	7324 N	U	62.8	9/29	3.3	43	66.2	63.1	59.0		
FS HISOY	HS 3156	B	69.1	9/29	3.7	46	75.9	71.5	60.0		
FS HISOY	HS 3266	B	63.1	9/29	3.6	43	63.7	65.9	59.7	61.9	
FS HISOY	R 07-31	B	70.1	9/26	3.3	43	73.3	73.1	63.9		
HORIZON	H 303 N*	U	67.4	9/26	3.6	45	72.5	71.3	58.5	64.2	
HORIZON	H 340 N*	F	62.9	9/25	3.3	45	67.0	65.5	56.3	64.9	
KRUGER	K-315 RRSCN	B	64.9	9/24	3.8	47	60.9	73.5	60.4	64.1	
KRUGER	K-316 RRSCN	B	71.7	9/24	3.0	43	71.5	77.4	66.3	70.2	
KRUGER	K-333 RRSCN	B	63.8	9/23	3.8	39	64.5	66.7	60.2	62.5	
KRUGER	K-340 RRSCN	B	61.6	9/28	3.5	43	65.8	63.3	55.8	63.4	
KRUGER	K-341 RRSCN	B	64.5	9/28	3.4	45	69.7	62.8	60.8		
KRUGER	K-348 RRSCN	B	66.5	9/27	3.3	45	68.1	69.9	61.4		
LG SEEDS	C 3232 NRR*	F	66.0	9/23	3.9	48	70.8	73.8	53.4		
LG SEEDS	L 3155 RR*	F	62.2	9/23	3.3	42	61.9	64.5	60.1		
MUNSON	8328 RR	U	70.8	9/23	3.4	45	71.9	76.5	64.1		
NK BRAND	S 32-E2*	B	65.1	9/27	3.8	48	68.4	69.1	57.8		
PIONEER	93M10*	B	65.5	9/24	3.7	50	65.2	76.4	55.0		
PIONEER	93M11*	B	66.4	9/23	3.0	44	70.6	65.6	63.0	63.4	
PIONEER	93M42*	B	68.5	9/26	3.4	49	71.7	73.4	60.2		
STINE	3128-4	U	66.5	9/23	3.2	42	70.3	69.0	60.3		
TRELAY	31L77	F	61.7	9/24	3.4	43	63.4	67.9	53.8		
	AVERAGE		66.4	9/25	3.5	45	68.6	69.9	60.7	64.7	
	L.S.D. 25% LEVEL		3.1		0.2	2	6.0	7.7	6.6	64.5	
	COEFF. OF VAR. (%)		8.5		8.3	6	5.3	6.7	6.6		

¹IST= Insecticide Seed Treatment: U= Untreated, F= Fungicide, I= Insecticide, B= Insecticide+Fungicide

2007 Soybean Test Results Region 2: Roundup Resistant (30-inch row spacing)

COMPANY	*Producer Nominated VARIETY*	IST ¹	Regional Results				Monmouth	Goodfield	Dwight	2 yr	3 yr
			Yield bu/a	Maturity Date	Lodging	Height in	Yield bu/a	Yield bu/a	Yield bu/a	Avg Yield bu/a	Avg Yield bu/a
MATURITY GROUP 2											
ASGROW	AG 2603*	U	57.9	9/8	2.8	41	52.7	65.4	55.7		
ASGROW	AG 2802	B	59.1	9/13	3.1	45	53.5	65.5	58.4	61.4	
ASGROW	AG 2906	B	56.2	9/11	2.9	40	59.0	49.7	60.0		
ASOYIA	2536 RR	B	44.0	9/3	3.9	43	38.0	47.6	46.5		
ASOYIA	2707 RR	B	47.2	9/7	2.3	35	44.6	50.9	46.1		
ASOYIA	2937 RR	B	46.9	9/7	3.4	45	45.1	49.9	45.7		
BECK	274 NRR*	B	59.8	9/10	3.4	41	62.3	65.5	51.6	61.6	
BECK	286 NRR	B	52.1	9/12	3.1	41	48.1	57.7	50.5	57.3	
BECK	297 NRR*	B	51.0	9/12	3.6	42	40.7	60.7	51.5	55.5	57.7
DAIRYLAND	DSR-2600 RR*	B	60.7	9/13	3.0	37	61.7	61.3	59.2		
DAIRYLAND	DSR-2770 RR	B	61.0	9/15	3.1	41	58.3	65.6	59.2		
DAIRYLAND	DSR-2850 RRSTSHP*	B	49.5	9/15	3.5	44	40.1	54.6	53.7	53.3	
DAIRYLAND	DSR-2929 RR*	B	62.6	9/14	3.2	42	55.4	70.9	61.4	61.1	
FS HISOY	HS 2766	B	58.3	9/12	3.2	47	50.6	64.6	59.6		
FS HISOY	HS 2846	B	59.2	9/14	3.2	41	59.7	63.0	54.9	61.0	
FS HISOY	R 07-29	B	59.1	9/17	3.3	42	54.0	60.9	62.4		
HELENA	2976	B	55.6	9/14	3.1	41	47.6	61.6	57.7		
HORIZON	H 288 N*	U	59.0	9/14	2.7	46	58.6	60.5	57.9	60.0	
HORIZON	H 296 N*	U	65.1	9/17	3.2	41	65.7	71.8	57.8		
KRUGER	EX 28A07	B	54.4	9/10	2.8	38	53.7	56.8	52.7		
KRUGER	K-235 RRSCN*	B	53.4	9/8	3.0	37	48.4	58.7	53.1	56.2	
KRUGER	K-239 RR	B	59.7	9/7	2.8	41	56.7	63.2	59.1		
KRUGER	K-248 RRSCN	B	53.9	9/9	3.5	38	47.8	56.4	57.5		
KRUGER	K-251 RRSCN	B	62.4	9/12	3.5	38	57.9	67.7	61.6		
KRUGER	K-263 RRSCN	B	54.0	9/13	3.6	43	45.2	55.0	61.8		
KRUGER	K-271 RR	B	63.3	9/14	3.1	42	59.2	66.4	64.2		
KRUGER	K-272 RRSCNLINO	B	51.8	9/14	2.8	38	47.1	56.4	52.0		
KRUGER	K-274 RRSCN	B	64.0	9/11	3.2	41	62.2	69.6	60.1		
KRUGER	K-275 RRSCN	B	60.6	9/14	3.4	44	53.8	68.2	59.9	61.6	
KRUGER	K-278 RRSCN	B	57.4	9/12	3.0	43	49.8	63.8	58.6		
KRUGER	K-283 RRSCN*	B	52.0	9/11	3.2	41	49.6	56.5	50.0	56.3	
KRUGER	K-287 RRSCN	B	64.2	9/12	3.4	42	66.4	66.2	60.2	65.1	63.2
KRUGER	K-294 RRSCN	B	52.1	9/15	3.2	44	39.9	59.7	56.7	54.5	57.7
KRUGER	K-297 RRSCN	B	59.4	9/18	3.5	42	50.9	66.6	60.7		
LEWIS	2908	B	60.0	9/16	3.2	40	52.4	65.1	62.5		
LG SEEDS	C 2662 NRR*	F	51.5	9/11	3.3	39	46.8	56.8	50.8		
LG SEEDS	C 2985 NRR	F	60.2	9/17	3.3	43	53.6	66.2	60.8		
MAVRICK	3299 RR*	U	49.9	9/13	3.6	36	52.1	52.4	45.2		
MAVRICK	4262 RR*	U	55.2	9/8	3.1	41	49.1	60.2	56.3		
MAVRICK	5284 RR*	U	52.7	9/14	3.4	41	40.9	64.4	52.8		
MERSCHMAN	APACHE 828RR	B	57.4	9/16	3.3	42	52.3	59.6	60.4		
MERSCHMAN	CHEROKEE 729RR*	B	61.1	9/14	2.7	41	56.9	63.9	62.5	62.3	
MERSCHMAN	CHEYENNE 827RRV	B	59.2	9/10	2.0	37	48.7	63.9	64.9		
MERSCHMAN	CHICKASAW 728RR*	B	50.7	9/12	3.0	41	44.7	52.3	55.2	56.5	
MIDWEST SEED GEN	GR 2831*	U	60.1	9/13	3.4	41	59.3	64.2	56.7	62.2	
MIDWEST SEED GEN	GR 2933*	U	54.1	9/15	3.3	41	44.5	62.1	55.7		
MUNSON	8287 RR	U	62.4	9/18	3.4	41	53.6	72.4	61.3	61.8	
MUNSON	8298 RR	U	64.5	9/16	3.1	42	65.0	69.0	59.5		
MWS	2856 CRR*	F	51.7	9/14	2.8	40	46.6	54.9	53.5	55.7	57.5
MWS	2911 CRR*	F	47.2	9/14	3.5	43	38.8	52.8	50.0	52.0	
NC+	2A94 RR*	U	54.1	9/13	3.3	43	49.3	61.9	51.2		
NK BRAND	S 27-L4*	B	60.6	9/9	2.6	38	58.8	63.5	59.4		
NK BRAND	S 28-B4*	B	53.2	9/12	3.4	39	52.2	55.9	51.5		
NK BRAND	S 28-Y2*	B	55.9	9/10	2.5	38	62.6	62.2	42.8		
NK BRAND	S 29-J6*	B	64.3	9/14	3.1	45	54.7	70.4	67.9	65.6	
NUTECH	NT-2324+RRSCN	B	61.5	9/6	2.4	35	53.0	69.2	62.2		
NUTECH	NT-6281	B	60.4	9/15	3.2	42	58.9	63.0	59.2		
NUTECH	NT-7282	B	59.4	9/12	3.1	41	52.8	65.6	60.0		
NUTECH	NT-7297	U	66.0	9/17	3.1	41	66.1	73.4	58.3		
PIONEER	92M61*	B	61.1	9/8	3.4	40	54.6	65.7	62.9		
PIONEER	92M75*	B	58.0	9/8	3.5	41	59.0	60.5	54.4		
PIONEER	92M81	B	58.2	9/10	3.1	40	56.4	61.7	56.6		
PIONEER	92M91*	B	60.4	9/14	3.0	42	57.3	63.9	60.2	61.1	60.2
ROESCHLEY	2860 CRR	U	63.2	9/14	3.4	40	56.5	67.7	65.4		
ROESCHLEY	4278 CRR*	U	60.1	9/10	3.3	42	62.3	62.2	55.7		
ROESCHLEY	4279 CRR*	U	52.1	9/13	3.3	43	45.2	59.9	51.1		
SCHILLINGER	287.RC	U	61.8	9/14	2.9	42	64.2	66.6	54.5		
SHEPHERD	SB 180 CNRR*	U	47.9	9/2	3.4	40	48.7	46.0	49.1		
SHEPHERD	SB 195 CNRR*	U	51.8	9/6	3.2	39	53.2	55.6	46.6		
SHEPHERD	SB 239 CNRR*	U	55.7	9/10	3.1	40	52.6	59.8	54.7		
SHEPHERD	SB 251 CNRR*	U	52.1	9/12	3.0	40	50.5	57.1	48.8		
SIEBEN	SS 2708 NRR	U	55.5	9/10	3.1	38	56.5	61.4	48.7		
SIEBEN	SS 2807 NRR*	U	64.1	9/16	3.4	41	59.7	70.6	61.9	62.6	
SIEBEN	SS 2905 NRR*	U	52.7	9/14	3.2	43	45.3	60.9	52.0	56.6	58.6
SIEBEN	SS 2908 NRR	U	65.7	9/17	3.0	41	64.7	71.9	60.4		
STINE	2702-4*	U	57.6	9/13	2.9	37	56.4	67.9	48.4	59.5	59.2
STINE	2862-4	U	60.2	9/14	3.5	41	54.2	64.4	62.1		
STINE	2882-4*	U	65.6	9/17	2.6	41	64.8	71.5	60.5		
STINE	2932-4*	U	55.3	9/12	3.1	41	51.6	59.6	54.5		
SUN PRAIRIE	SP 2765 NRR*	U	60.5	9/16	2.8	37	60.6	67.7	53.1		

2007 Soybean Test Results
Region 2: Roundup Resistant (30-inch row spacing)

COMPANY	*Producer Nominated VARIETY*	IST ¹	Yield bu/a	Regional Results			Monmouth	Goodfield	Dwight	2 yr	3 yr
				Maturity Date	Lodging	Height in	Yield bu/a	Yield bu/a	Yield bu/a	Avg Yield bu/a	Avg Yield bu/a
MATURITY GROUP 2											
SUN PRAIRIE	SP 2896 NRR*	U	60.3	9/14	2.9	45	56.2	61.9	62.8		
SUN PRAIRIE	SP 2904 NRR*	U	56.1	9/11	3.4	40	58.0	54.9	55.3		
TRISOY	2575 RR(CN)	F	61.3	9/10	3.2	38	55.4	67.1	61.4		
TRISOY	2878 RRV(CN)	U	54.5	9/16	3.2	45	53.9	60.0	49.6		
TRISOY	2973 RR(CN)	F	59.1	9/17	3.3	41	54.5	61.4	61.5		
WILKEN	W 2320 NRR	B	63.6	9/5	2.6	35	61.1	69.7	60.1	61.0	
WILKEN	W 2322 NRR	B	60.6	9/5	2.4	34	57.2	65.7	58.8	59.5	
WILKEN	W 2330 NRR	B	54.3	9/4	3.1	38	44.9	58.9	59.1		
WILKEN	W 2339 NRR	B	63.9	9/8	2.5	34	57.6	68.4	65.7		
WILKEN	W 2341 NRR	B	50.9	9/7	2.9	37	48.4	50.1	54.3	54.3	53.1
WILKEN	W 2664 NRR	B	63.2	9/12	3.3	39	60.1	69.2	60.4		
WILKEN	W 2671 NRR*	B	53.9	9/13	2.7	40	50.3	58.7	52.8	57.3	58.3
WILKEN	W 2792 NRR*	B	60.9	9/13	3.2	42	63.8	62.3	56.5	62.4	62.2
WILKEN	W 2871 NRR*	B	58.2	9/13	3.3	44	54.0	58.9	61.7	60.3	
WILKEN	W 2881 NRR*	B	53.7	9/12	3.3	41	48.1	63.7	49.3	57.5	
WILKEN	W 2889 NRR	B	58.3	9/11	3.3	40	53.4	61.7	59.8		
WILKEN	W 2993 NRR	B	57.9	9/15	3.3	42	49.6	59.4	64.8		
WILKEN	W 2999 NRR	B	52.1	9/12	3.4	43	44.2	58.3	53.8	56.7	58.5
	AVERAGE		57.4	9/12	3.1	41	53.6	62.0	56.6	59.0	58.7
	L.S.D. 25% LEVEL		4.0		0.2	1	7.2	4.2	4.1		
	COEFF. OF VAR. (%)		12.8		11.4	6	8.3	7.1	7.7		
MATURITY GROUP 3											
AGSOURCE	9383 RR*	B	57.1	9/21	3.0	43	53.9	60.8	56.5		
AGSOURCE	9406 RR*	B	57.0	9/27	2.8	44	52.9	57.8	60.3		
ASGROW	AG 3005*	U	55.2	9/11	3.4	40	60.2	54.3	51.1		
ASGROW	AG 3101	B	56.8	9/16	3.0	45	52.9	61.6	55.9	59.5	62.0
ASGROW	AG 3203	B	60.5	9/18	3.0	42	57.9	64.3	59.3	60.8	61.7
ASGROW	AG 3402	B	66.5	9/21	3.3	45	61.8	69.0	68.8		
ASGROW	AG 3505*	U	57.9	9/19	3.3	43	53.6	62.0	58.1		
ASGROW	AG 3602*	U	62.0	9/23	2.8	46	62.6	66.5	57.0	62.7	63.2
ASOYIA	3027 RR	B	44.0	9/9	4.0	42	43.3	42.2	46.6		
ASOYIA	3217 RR	B	48.6	9/10	3.2	43	51.4	51.8	42.5		
ASOYIA	3407 RR	B	39.1	9/11	3.0	43	47.0	36.9	33.5		
BECK	307 NRR	B	59.8	9/19	3.0	42	59.1	67.7	51.9		
BECK	321 NRR	B	63.7	9/23	3.0	40	62.9	67.0	61.0	64.9	65.1
BECK	323 RR*	F	54.1	9/18	3.4	42	55.6	56.6	50.1	56.1	57.6
BECK	342 NRR	B	61.8	9/23	2.8	44	55.7	66.7	63.1	62.4	
CAMPBELL	347 NRR*	F	63.3	9/23	2.9	43	63.5	65.3	61.1		
CROW'S	C 3318 R*	U	55.3	9/19	3.1	45	58.0	53.1	54.9		
CROW'S	C 3518 R*	U	57.5	9/21	2.9	40	56.1	61.1	55.3		
DAIRYLAND	DSR-3003 RRSTS	B	57.9	9/16	3.2	43	60.4	59.7	53.7	58.2	
DAIRYLAND	DSR-3130 RR*	B	52.2	9/14	3.5	43	52.5	50.0	54.0	55.6	
DAIRYLAND	DSR-3320 RRSTS	B	50.2	9/17	3.2	42	55.0	44.3	51.3		
DAIRYLAND	DSR-3535 RR	B	57.9	9/20	3.2	43	58.3	56.3	59.0		
DYNA-GRO	37J34*	B	65.7	9/24	2.9	45	65.0	65.9	66.1		
EXCEL	8343 NRR*	B	61.9	9/20	3.1	48	62.7	64.4	58.7	60.3	60.9
FONTANELLE	9412 NRR*	U	57.1	9/20	3.1	42	60.6	55.9	54.9		
FONTANELLE	9609 NRR*	U	52.8	9/13	3.5	43	46.1	63.6	48.6		
FONTANELLE	9652 NRR*	U	60.6	9/22	3.0	44	59.9	62.3	59.7		
FS HISOY	HS 3156	B	62.7	9/20	3.4	43	63.0	61.5	63.6	62.1	
FS HISOY	HS 3266	B	61.8	9/18	2.9	40	57.7	64.6	63.0	63.2	
FS HISOY	HS 3466	B	65.7	9/23	2.8	44	62.0	69.4	65.6		
FS HISOY	HS 3536*	B	59.2	9/20	3.0	41	58.0	64.2	55.4	61.5	62.4
FS HISOY	HS 3766	B	55.2	9/20	2.8	46	58.3	41.7	65.5		
FS HISOY	HS 3846	B	56.9	9/23	2.8	44	50.8	66.2	53.7		
FS HISOY	R 07-31	B	59.2	9/16	2.5	39	66.4	57.2	54.1		
FS HISOY	R 07-33	B	63.1	9/17	3.2	44	58.2	64.9	66.2		
FS HISOY	R 07-35	B	58.1	9/20	3.2	46	52.4	57.3	58.5		
FS HISOY	R 07-37	B	58.7	9/22	2.5	46	53.2	59.6	63.2		
HELENA	3378	B	62.3	9/23	3.2	46	57.5	65.1	64.4		
HOBLOT	HB 312 NRR	U	60.8	9/18	3.4	43	61.2	64.5	56.7		
HORIZON	H 303 N*	U	60.9	9/18	3.6	42	60.2	63.0	59.6	60.2	60.8
HORIZON	H 340 N*	F	62.2	9/24	2.5	44	58.3	65.1	63.2	62.8	
HORIZON	H 352 N*	F	58.5	9/22	3.0	41	56.6	59.8	59.2	58.6	60.5
HORIZON	H 356 N	U	59.1	9/20	3.2	45	56.0	59.0	62.2		
HORIZON	H 378 N	F	62.8	9/24	3.0	44	63.3	67.9	57.1	64.2	
KRUGER	K-302 RRSCNLINO	B	51.8	9/16	3.1	44	49.6	54.4	51.3		
KRUGER	K-315 RRSCN	B	56.1	9/16	3.5	45	51.7	60.4	56.3	56.4	
KRUGER	K-316 RRSCN	B	58.8	9/15	2.4	40	66.7	56.3	53.5	62.2	
KRUGER	K-321 RRSCNLINO	B	57.5	9/14	3.6	43	57.7	55.2	59.7		
KRUGER	K-333 RRSCN	B	59.2	9/12	3.0	37	50.8	65.5	61.2	61.7	63.0
KRUGER	K-340 RRSCN	B	61.9	9/19	3.0	41	60.5	66.6	58.7	61.4	62.9
KRUGER	K-341 RRSCN	B	59.7	9/19	2.9	42	58.3	59.4	61.3	59.6	60.7
KRUGER	K-348 RRSCN	B	69.1	9/20	3.0	44	67.0	72.6	67.7		
KRUGER	K-363 RRSCN	B	56.3	9/21	2.7	45	53.9	60.2	54.9	58.5	
KRUGER	K-382 RRSCN	B	61.6	9/24	2.9	44	59.8	64.1	60.9	63.2	
KRUGER	K-384 RRSCN	B	66.9	9/26	3.1	46	65.7	67.6	67.4		
KRUGER	K-389 RRSCN	B	56.6	9/22	2.8	44	53.4	58.4	58.2	61.1	

**2007 Soybean Test Results
Region 2: Roundup Resistant (30-inch row spacing)**

COMPANY	*Producer Nominated VARIETY*	IST ¹	Yield bu/a	Regional Results			Monmouth Yield bu/a	Goodfield Yield bu/a	Dwight Yield bu/a	2 yr Avg Yield bu/a	3 yr Avg Yield bu/a
				Maturity Date	Lodging	Height in					
MATURITY GROUP 3											
KRUGER	KY 3817 RN	B	46.7	9/23	3.5	50	41.7	55.8	42.4		
LEWIS	3258	B	59.6	9/14	2.6	40	64.4	59.7	54.8		
LEWIS	3558	B	58.7	9/16	3.4	44	57.4	58.4	60.4		
LEWIS	3308*	F	54.4	9/19	3.0	46	57.5	53.8	51.9		
LEWIS	3407*	B	63.0	9/22	2.8	45	61.2	65.6	62.1		
LG SEEDS	C 3232 NRR*	F	52.5	9/19	3.3	45	48.4	60.0	49.2	55.0	
LG SEEDS	C 3242 NRR	F	53.6	9/19	2.7	42	58.2	53.1	49.6		
LG SEEDS	L 3155 RR*	F	54.8	9/19	2.8	40	54.9	58.0	51.5		
MAVRICK	6343 RR*	U	61.4	9/24	2.7	45	57.2	63.3	63.6		
MERSCHMAN	COOLIDGE 734RR*	B	57.4	9/23	3.0	40	56.3	61.7	54.3	61.1	
MERSCHMAN	FILLMORE 731RRV	B	56.1	9/14	2.5	38	62.1	54.9	51.3		
MERSCHMAN	HAYES 832RRV	B	50.2	9/16	3.6	43	55.8	46.2	48.7		
MERSCHMAN	HOOVER 730RR	B	54.7	9/11	2.4	39	57.3	59.1	47.7	57.8	
MERSCHMAN	JEFFERSON 830RR	B	57.1	9/14	2.2	40	68.9	52.8	49.7		
MERSCHMAN	KENNEDY 836RR	B	55.1	9/23	2.6	46	59.4	52.3	53.7		
MERSCHMAN	MONROE 735RR*	B	51.8	9/20	2.9	43	48.8	49.0	57.5	57.3	
MERSCHMAN	NORFOLK 741RR*	B	57.7	9/25	2.9	46	50.0	61.3	61.8	59.2	
MERSCHMAN	ROOSEVELT 737RR*	B	56.0	9/19	2.9	46	59.4	60.5	48.1	59.4	
MERSCHMAN	TRUMAN 636RR	B	51.7	9/23	2.8	45	42.1	60.5	52.7	54.2	55.9
MIDWEST SEED GEN	GR 3333*	U	55.7	9/21	3.2	46	56.1	58.5	52.6	58.6	
MUNSON	8328 RR	U	63.7	9/18	2.5	41	66.0	67.2	57.9		
MUNSON	8357 RR	U	61.3	9/23	2.9	44	57.1	67.4	59.2	60.7	
MUNSON	8368 RR	U	55.7	9/23	2.4	44	59.5	53.2	54.6		
MUNSON	8377 RR	U	62.3	9/22	2.7	45	65.0	60.1	61.8	63.6	
MWS	3128 CRR*	F	58.9	9/19	3.4	42	61.4	60.2	55.0	59.7	
MYCOGEN	5N351 RR*	U	64.5	9/22	2.7	43	64.3	67.4	61.8	64.7	64.7
NC+	3A32 RR*	U	55.3	9/18	3.2	48	60.9	54.8	50.1		
NC+	3A53 RR*	U	56.7	9/21	3.0	40	50.5	63.6	56.0		
NK BRAND	S 32-E2*	B	62.0	9/16	3.4	44	61.9	60.1	64.0	64.2	
NK BRAND	S 33-A8*	B	49.0	9/19	3.5	45	45.3	52.7	49.0		
NK BRAND	S 36-C7*	B	58.4	9/20	2.2	39	58.7	57.1	59.3	59.2	
NK BRAND	S 37-F7*	B	58.1	9/21	3.2	46	52.1	61.4	60.9		
NK BRAND	S 37-P5*	B	53.0	9/22	3.3	43	47.9	56.4	54.7		
NK BRAND	S 38-D5*	B	51.1	9/26	2.8	42	41.3	59.5	52.5		
NK BRAND	S 39-A3*	B	53.4	9/22	3.3	45	43.2	60.0	57.0		
NK BRAND	XR 3473	U	54.8	9/18	3.1	42	51.0	59.3	54.0		
NUTECH	NT-3777 RR*	B	53.9	9/24	2.5	45	43.0	61.1	57.6		
NUTECH	NT-3888 RRSCN	B	56.6	9/18	2.9	45	55.4	62.3	52.2		
NUTECH	NT-3909 RRSCNSTS	B	58.0	9/23	2.8	46	57.0	60.5	56.4		
NUTECH	NT-7325	B	57.9	9/13	2.4	41	65.2	57.1	51.4		
NUTECH	NT-7345	B	60.8	9/16	3.1	44	66.3	60.0	56.0		
NUTECH	NT-7353	B	58.5	9/20	2.9	45	58.3	64.3	52.8		
NUTECH	NT-7366	B	59.3	9/24	2.5	45	56.6	62.5	58.8		
PIONEER	93M10*	B	60.9	9/19	3.4	48	58.8	63.8	60.2	60.1	
PIONEER	93M11*	B	57.5	9/15	2.3	41	60.5	52.6	59.4	58.4	
PIONEER	93M42*	B	64.5	9/21	2.5	48	62.6	67.3	63.6	65.5	65.3
PIONEER	93M61	B	57.5	9/17	2.9	44	59.2	55.1	58.3		
PIONEER	93M95*	B	54.7	9/23	3.3	49	47.5	61.9	54.7		
QUALITY PLUS	Q 308 RR	U	61.0	9/18	3.0	43	58.9	66.9	57.2		
QUALITY PLUS	Q 315 RR	U	58.3	9/21	3.1	45	57.5	59.5	51.9	59.2	61.0
QUALITY PLUS	Q 343 RR	U	62.1	9/24	3.0	44	59.0	65.3	62.0	63.4	
QUALITY PLUS	Q 368 RR	U	65.0	9/22	2.9	46	65.1	60.9	69.0		
QUALITY PLUS	Q 370 RR	U	56.6	9/22	3.1	44	52.3	62.0	55.5	58.7	60.5
QUALITY PLUS	Q 374 RR*	U	53.0	9/20	2.8	43	56.2	51.2	51.6	58.2	
ROESCHLEY	3172 CRR	U	62.1	9/17	2.6	42	55.7	69.5	61.1		
ROESCHLEY	3462 CRR*	U	61.2	9/23	2.9	45	57.6	66.0	59.9	62.8	
ROESCHLEY	4351 CRR*	U	56.8	9/17	3.0	45	60.0	56.4	54.0	59.0	60.4
ROESCHLEY	5372 CRR*	U	54.7	9/15	3.0	44	47.2	59.4	57.6	57.3	58.7
SCHILLINGER	307.RC	U	58.2	9/18	3.1	41	49.1	60.3	59.1		
SCHILLINGER	337 RC	U	53.0	9/23	3.3	46	54.0	60.6	44.2		
SIEBEN	SS 3125 NRR*	U	52.6	9/18	3.0	44	55.7	56.4	45.8	57.3	
SIEBEN	SS 3407 NRR*	U	62.4	9/23	2.7	43	58.3	68.5	60.4	62.5	
SIEBEN	SS 3817 NRS*	F	54.9	9/24	3.0	44	51.2	61.9	51.5		
STINE	3128-4	U	59.6	9/14	2.5	40	69.9	61.3	47.6		
STINE	3222-4	U	59.0	9/18	2.8	40	61.4	62.4	53.0		
STINE	3532-4	U	58.8	9/21	3.2	40	58.1	61.6	56.7	61.7	62.8
STINE	3582-4*	U	53.9	9/19	2.7	42	55.8	57.3	48.7		
STINE	3602-4*	U	59.8	9/21	2.8	48	57.3	58.8	63.3		
TRISOY	3073 RR(CN)	U	57.7	9/15	2.5	39	65.5	60.9	46.8		
WILKEN	W 3332 NRR	B	64.2	9/19	3.1	45	66.2	62.9	63.6		
WILKEN	W 3411 NRR*	B	55.0	9/18	3.5	40	55.7	62.0	47.2	56.5	57.4
WILKEN	W 3413 NRR	B	56.6	9/14	2.3	39	60.2	63.7	45.9		
WILKEN	W 3425 NRR*	B	55.3	9/18	3.1	45	59.1	52.6	54.2	58.6	59.6
WILKEN	W 3429 NRR*	B	64.4	9/22	3.1	39	60.5	68.0	64.5	65.7	65.0
WILKEN	W 3434 NRR*	B	63.3	9/23	2.7	44	60.9	65.5	63.5	63.2	
AVERAGE			58.0	9/19	3.0	43	57.1	60.3	56.5	60.3	61.2
L.S.D. 25% LEVEL			4.4		0.2	2	3.9	4.5	4.1		
COEFF. OF VAR. (%)			13.9		14.3	7	7.3	8.0	7.7		

¹IST= Insecticide Seed Treatment U= Untreated, F= Fungicide, I= Insecticide, B= Insecticide+Fungicide

2007 Soybean Test Results
Region 3: Roundup Resistant (30-inch row spacing)

COMPANY	*Producer Nominated VARIETY*	IST ¹	Regional Results				Perry Yield bu/a	New Berlin Yield bu/a	Urbana Yield bu/a	2 yr Avg Yield bu/a	3 yr Avg Yield bu/a
			Yield bu/a	Maturity Date	Lodging	Height in					
MATURITY GROUP 2											
AGVENTURE	28G9 NRR*	F	43.8	9/7	1.6	38	31.9	48.8	50.7		
AGVENTURE	29G9 NRR*	F	47.6	9/6	2.3	40	36.6	53.5	52.7		
ASOYIA	2707 RR	B	35.1	9/3	1.7	32	17.0	43.6	44.7		
ASOYIA	2937 RR	B	35.5	9/1	2.8	41	20.8	41.2	44.4		
DAIRYLAND	DSR-2770 RR	B	50.3	9/7	2.1	39	32.5	65.1	53.4		
DAIRYLAND	DSR-2929 RR*	B	46.2	9/4	2.1	40	34.4	51.5	52.9	54.9	
HORIZON	H 288 N*	U	52.9	9/10	2.0	44	39.2	65.1	54.4		
HORIZON	H 296 N*	U	54.6	9/10	2.3	38	44.4	62.0	57.5		
KRUGER	EX 28A07	B	45.1	9/5	1.8	36	29.3	50.4	55.7		
KRUGER	K-271 RR	B	51.1	9/7	2.2	39	33.3	60.5	59.4		
KRUGER	K-274 RRSCN	B	44.3	9/3	2.4	37	28.4	54.4	50.3		
KRUGER	K-275 RRSCN	B	44.1	9/8	2.6	42	30.6	49.2	52.6	52.7	
KRUGER	K-278 RRSCN	B	41.9	9/6	2.4	39	31.3	45.6	48.7		
KRUGER	K-283 RRSCN*	B	42.9	9/8	1.9	37	29.9	47.8	50.9	55.0	
KRUGER	K-287 RRSCN	B	55.7	9/8	2.5	39	44.5	66.4	56.2	58.0	
KRUGER	K-297 RRSCN	B	56.1	9/9	1.9	38	42.7	67.3	58.4		
MARTIN	M 727 RR	U	40.3	8/29	1.8	33	29.4	44.0	47.4	50.2	
MARTIN	M 828 NRR	U	43.7	9/5	2.4	38	32.6	47.2	51.4		
MAVRICK	5284 RR*	U	44.6	9/7	2.1	38	32.4	49.9	51.5		
MERSCHMAN	APACHE 628RR	B	55.7	9/10	1.8	39	46.9	66.0	54.2		
MERSCHMAN	CHEROKEE 729RR*	B	56.8	9/11	1.7	40	43.3	69.0	58.1	61.1	
MERSCHMAN	CHICKASAW 728RR*	B	45.3	9/8	1.7	38	34.7	49.3	51.8	54.2	
NK BRAND	S 27-L4*	B	53.5	9/5	2.0	37	37.4	65.2	57.8		
NK BRAND	S 28-B4*	B	45.5	9/4	1.9	37	32.1	51.4	53.1		
NK BRAND	S 28-Y2*	B	51.1	9/7	1.8	37	38.3	64.8	50.2		
NK BRAND	S 29-J6*	B	48.0	9/8	2.4	41	38.3	52.3	53.3	56.6	
NUTECH	NT-6277	B	59.2	9/11	1.7	39	44.8	68.2	64.7		
NUTECH	NT-6297	B	48.0	9/9	2.5	39	40.0	50.4	53.6		
NUTECH	NT-7282	B	44.2	9/6	2.3	38	35.3	47.5	49.8		
NUTECH	NT-7297	U	56.4	9/10	2.5	39	44.0	64.3	61.0		
PIONEER	92M81	B	47.1	9/6	1.8	37	36.0	55.0	50.2		
PIONEER	92M91*	B	49.9	9/8	2.2	39	34.3	55.5	60.1		
SHEPHERD	SB 180 CNRR*	U	34.3	8/29	2.5	35	22.2	40.4	40.1		
SHEPHERD	SB 195 CNRR*	U	41.1	8/29	1.9	35	28.7	48.4	46.1		
SHEPHERD	SB 239 CNRR*	U	47.1	9/2	2.3	35	32.2	58.8	50.4		
SHEPHERD	SB 251 CNRR*	U	39.6	9/6	2.2	38	27.0	45.6	46.3		
SOUTHERN CROSS	GOSHEN NRR	F	53.9	9/10	2.4	42	42.1	63.2	56.4	57.7	
SUN PRAIRIE	SP 2765 NRR*	U	50.8	9/7	1.9	33	40.1	60.2	52.2		
SUN PRAIRIE	SP 2896 NRR*	U	55.3	9/11	1.7	45	48.7	63.6	53.6		
SUN PRAIRIE	SP 2904 NRR*	U	51.1	9/8	2.5	40	40.6	61.2	51.5		
TRISOY	2952 RR(CN)	U	48.2	9/7	2.1	38	35.1	50.6	52.9		
WILKEN	W 2792 NRR*	B	54.3	9/8	2.7	40	41.0	63.5	58.4	56.9 57.7	
AVERAGE			47.9	9/6	2.1	38	35.3	55.4	52.8	55.7	
L.S.D. 25% LEVEL			3.4		0.3	1	2.9	2.3	3.7		
COEFF. OF VAR. (%)			13.1		22.4	6	8.8	4.4	7.3		
MATURITY GROUP 3											
AGSOURCE	9383 RR*	B	54.5	9/16	2.3	43	40.8	66.4	56.3		
AGVENTURE	33G3 NRR*	F	56.5	9/11	2.6	39	39.0	65.7	64.8		
AGVENTURE	34G4 NRR*	F	58.0	9/16	2.3	42	44.0	67.3	62.7		
ASGROW	AG 3101	B	53.8	9/9	2.2	44	37.4	64.2	59.1	58.2 59.3	
ASGROW	AG 3203	B	52.6	9/9	2.5	41	33.8	66.0	58.2	58.9 58.1	
ASGROW	AG 3402	B	53.8	9/14	3.0	43	37.2	60.4	63.8		
ASGROW	AG 3505*	U	55.7	9/14	2.5	40	42.4	63.9	60.9		
ASGROW	AG 3602*	U	52.6	9/14	2.7	41	36.9	61.8	59.2	58.7 58.7	
ASGROW	AG 3705	B	52.2	9/21	2.3	43	37.8	63.1	55.9		
ASGROW	AG 3802*	U	55.9	9/21	2.4	47	48.4	64.5	54.8	58.3	
ASGROW	AG 3803	B	58.3	9/21	2.2	45	46.1	67.7	61.2		
ASGROW	AG 3906*	U	52.0	9/23	2.4	41	40.0	59.8	56.3	56.8	
ASOYIA	3027 RR	B	29.5	9/8	3.2	42	14.7	36.8	37.1		
ASOYIA	3217 RR	B	32.5	9/4	2.5	41	16.9	38.2	42.4		
ASOYIA	3407 RR	B	32.5	9/9	2.5	40	15.7	39.6	42.2		
ASOYIA	3757 RR	B	38.5	9/11	3.0	48	22.4	44.6	48.3		
BECK	321 NRR	B	57.8	9/13	2.3	38	37.4	70.1	65.9	61.7 61.7	
BECK	323 RR*	F	52.2	9/10	2.5	38	34.4	61.5	60.7	58.5 58.1	
BECK	326 RRL*	B	51.8	9/9	2.4	40	37.0	60.2	58.3		
BECK	332 NRRL*	F	46.4	9/8	2.5	41	26.4	57.4	55.5		
BECK	342 NRR	B	56.2	9/17	2.1	42	43.1	67.5	58.0	61.7	
BECK	354 NRR	B	51.5	9/13	2.1	42	36.2	59.9	58.3	57.7 57.5	
BECK	383 NRR*	F	54.5	9/16	2.3	43	36.3	68.5	58.8	61.5	
BECK	399 NRR	F	53.2	9/21	2.3	44	40.3	62.5	56.9		
CAMPBELL	347 NRR*	F	56.2	9/17	2.2	41	45.3	65.1	58.2		
CROW'S	C 3518 R*	U	57.0	9/13	2.2	39	39.2	67.1	64.6		
CROW'S	C 3619 R	U	50.8	9/15	2.3	42	31.7	63.4	57.4		
CROW'S	C 3817 R*	U	54.4	9/19	2.2	41	39.6	65.4	58.1		
CROW'S	C 3915 R*	U	48.5	9/18	2.2	44	35.7	56.8	52.9		
DAIRYLAND	DSR-3003 RRSTS	B	54.2	9/7	2.7	41	39.9	61.0	61.7	55.7	
DAIRYLAND	DSR-3130 RR*	B	46.0	9/8	2.8	42	28.4	52.2	57.4	52.7	
DAIRYLAND	DSR-3535 RR	B	52.1	9/12	2.8	41	32.8	61.3	62.3		

**2007 Soybean Test Results
Region 3: Roundup Resistant (30-inch row spacing)**

COMPANY	*Producer Nominated VARIETY*	IST ¹	Yield bu/a	Regional Results			Perry Yield bu/a	New Berlin Yield bu/a	Urbana Yield bu/a	2 yr Avg Yield bu/a	3 yr Avg Yield bu/a
				Maturity Date	Lodging	Height in					
MATURITY GROUP 3											
DAIRYLAND	DSR-3675 RR	B	56.7	9/17	2.2	41	43.9	64.5	61.8		
DYNA-GRO	32C38*	B	56.2	9/16	2.3	41	40.6	68.0	60.0	61.8	
DYNA-GRO	3362 NRR*	B	45.0	9/17	2.8	39	32.7	49.9	52.4		
DYNA-GRO	3390 NRR*	B	48.9	9/18	2.1	44	35.8	56.5	54.3		
DYNA-GRO	37J34*	B	57.1	9/17	2.2	42	40.3	67.1	63.9		
EXCEL	8357 NNRR*	B	52.7	9/19	2.6	43	39.4	60.4	58.4	56.5	
EXCEL	8368 NRR	B	49.7	9/16	2.6	40	30.6	60.1	58.3		
EXCEL	8369 NRR*	U	57.5	9/17	2.2	44	41.7	66.4	64.4	61.2	
EXCEL	8396 RRSTS	B	48.6	9/19	2.4	43	39.9	56.5	49.6	54.9	
FS HISOY	HS 3266	B	57.5	9/11	2.3	39	38.6	69.0	64.8	62.4	
FS HISOY	HS 3466	B	59.1	9/17	2.1	42	47.9	68.6	60.8		
FS HISOY	HS 3536*	B	57.0	9/18	2.4	39	40.5	67.9	62.5	62.1	62.5
FS HISOY	HS 3766	B	52.9	9/17	2.3	43	37.2	64.9	56.4		
FS HISOY	HS 3846	B	56.3	9/17	2.2	42	41.4	65.4	62.0	62.3	63.5
FS HISOY	HS 3916*	B	50.6	9/20	2.2	44	35.4	57.5	58.8	56.5	59.1
FS HISOY	R 07-31	B	53.9	9/4	1.9	37	35.8	65.1	60.9		
FS HISOY	R 07-33	B	55.1	9/11	2.3	43	38.8	68.4	58.1		
FS HISOY	R 07-35	B	51.1	9/16	2.5	42	35.0	60.7	57.6		
FS HISOY	R 07-37	B	56.5	9/16	2.0	43	43.5	66.2	59.9		
FS HISOY	R 07-39	B	52.8	9/20	2.3	44	39.9	61.2	57.1		
GREAT HEART	GT-314 CRR*	U	51.3	9/11	2.8	40	34.5	60.6	58.8		
GREAT HEART	GT-378 CRR*	U	56.6	9/15	2.4	42	37.6	67.4	64.7		
GREAT HEART	GT-397 CRR	U	52.1	9/19	2.8	46	38.7	60.5	57.1		
HELENA	3378	B	54.1	9/17	2.4	41	41.3	65.6	55.3		
HELENA	3576	B	52.8	9/18	2.5	41	39.6	61.7	57.2	58.5	
HELENA	3676	B	51.7	9/17	3.0	47	31.1	61.3	62.6	56.2	
HOBLIT	HB 342 NRR	U	55.4	9/18	2.2	41	40.1	67.2	58.8		
HOBLIT	HB 354 NRR	U	50.8	9/14	2.3	43	33.8	60.4	58.2		
HOBLIT	HB 355 NRR	U	54.8	9/13	2.3	38	36.4	66.5	61.6	61.0	60.9
HOBLIT	HB 375 NRR	U	55.1	9/18	2.3	43	39.7	66.6	59.0		
HORIZON	H 303 N*	U	50.8	9/7	2.8	39	33.4	61.4	57.4		
HORIZON	H 340 N*	F	55.2	9/16	2.0	41	42.3	66.5	56.9	60.5	
HORIZON	H 352 N*	F	58.5	9/16	2.2	40	48.0	64.2	63.3	62.5	62.2
HORIZON	H 356 N	U	49.4	9/15	2.3	43	33.2	59.3	55.7		
HORIZON	H 378 N	F	57.5	9/17	2.2	42	41.8	67.7	62.9	62.1	
HORIZON	H 399 N*	F	52.1	9/21	2.6	45	40.4	81.0	54.9	57.8	
HUBNER	H 346 NRR	F	55.4	9/16	2.1	42	41.7	65.4	59.2		
HUBNER	H 388 RR	F	54.9	9/17	2.1	44	41.0	66.4	57.3		
KITCHEN	KSC 3479 CRR	U	55.4	9/10	2.6	42	38.1	66.0	62.0		
KITCHEN	KSC 3546 CRR	U	58.6	9/15	2.4	39	42.5	67.4	66.0	62.2	62.7
KITCHEN	KSC 3786 CRR	U	54.2	9/18	2.1	42	38.8	64.0	59.8		
KITCHEN	KSC 3856 CRR*	U	48.4	9/25	2.5	47	34.6	56.9	53.6		
KITCHEN	KSC 3869 CRR	U	56.4	9/15	2.2	42	43.5	65.5	60.2	62.2	
KITCHEN	KSC 3982 CRR	U	53.9	9/22	1.9	43	39.7	62.9	59.0		
KRUGER	K-315 RRSCN	B	46.4	9/7	2.7	43	27.5	54.9	56.8	54.5	
KRUGER	K-316 RRSCN	B	52.6	9/7	1.8	37	36.3	64.1	57.3	58.0	
KRUGER	K-333 RRSCN	B	44.0	9/7	1.8	37	23.6	54.7	53.9	56.2	58.7
KRUGER	K-340 RRSCN	B	57.3	9/16	2.3	39	38.9	68.5	64.5	62.5	63.2
KRUGER	K-341 RRSCN	B	51.4	9/9	2.2	40	31.8	64.3	58.2	57.3	56.8
KRUGER	K-348 RRSCN	B	58.8	9/14	2.3	41	44.9	70.3	61.1		
KRUGER	K-363 RRSCN	B	51.7	9/17	2.2	42	33.5	65.0	56.6	57.6	
KRUGER	K-382 RRSCN	B	55.2	9/19	2.3	43	39.3	67.8	58.5	60.5	
KRUGER	K-384 RRSCN	B	58.6	9/20	2.4	45	44.9	67.9	63.0		
KRUGER	K-389 RRSCN	B	54.8	9/18	2.3	42	38.5	65.3	60.5	61.2	62.7
KRUGER	KY 3817 RN	B	48.5	9/23	2.9	48	38.2	58.6	48.6		
LEWIS	3698	B	55.1	9/17	2.1	44	37.4	66.4	61.7		
LEWIS	3822	B	54.5	9/20	2.2	43	39.1	65.6	58.8	61.4	61.7
LEWIS	3827	B	58.0	9/17	2.2	44	43.9	68.1	61.9	63.3	
LEWIS	3908	B	51.6	9/22	2.0	42	36.8	61.8	56.2		
LEWIS	3968	B	53.9	9/21	2.2	44	39.8	63.7	58.1		
LEWIS	3407*	B	52.4	9/20	2.2	42	38.1	64.6	54.5	58.9	
LEWIS	3907*	B	51.6	9/21	2.8	47	36.4	59.7	58.6	57.9	
LG SEEDS	C 3232 NRR*	F	48.5	9/8	2.6	42	31.6	55.9	58.1		
LG SEEDS	C 3445 NRR	F	53.4	9/18	2.3	41	39.6	64.7	56.0	59.7	
LG SEEDS	C 3777 NRR*	F	52.0	9/17	2.6	44	38.1	59.0	58.8	56.8	
LG SEEDS	C 3888 NRR	F	58.3	9/17	2.4	43	38.3	67.2	63.3	62.3	
LG SEEDS	L 3155 RR*	F	54.8	9/9	2.3	38	40.0	61.6	62.8		
MARTIN	M 435 NRR*	U	53.8	9/18	2.7	44	38.2	63.5	59.6	57.9	58.1
MARTIN	M 538 NRR	U	52.2	9/17	2.2	42	36.5	61.1	59.1	59.8	61.4
MARTIN	M 734 NRR	U	50.4	9/14	2.7	43	31.9	58.4	60.9	56.6	
MARTIN	M 831 NRR	U	52.4	9/9	1.8	37	31.1	64.3	61.6		
MAVRICK	5394 RR*	U	49.1	9/25	2.3	45	38.9	55.6	52.8		
MAVRICK	6343 RR*	U	54.1	9/18	2.3	41	41.0	64.2	57.1		
MAVRICK	6369 RR*	U	54.9	9/18	2.2	43	37.9	64.3	62.5		
MERSCHMAN	COOLIDGE 734RR*	B	57.1	9/13	2.3	40	39.9	67.3	64.1	61.7	
MERSCHMAN	HOOVER 730RR	B	44.1	9/8	1.8	36	21.9	58.2	52.1	49.0	
MERSCHMAN	JEFFERSON 830RR	B	51.5	9/8	1.8	37	28.4	65.6	60.6		
MERSCHMAN	KENNEDY 836RR	B	57.4	9/16	2.0	45	46.7	67.0	58.4		
MERSCHMAN	MONROE 735RR*	B	50.7	9/18	2.2	42	35.8	62.1	54.0	58.9	
MERSCHMAN	ROOSEVELT 737RR*	B	53.0	9/14	2.6	42	34.9	65.7	58.3	60.8	

2007 Soybean Test Results
Region 3: Roundup Resistant (30-inch row spacing)

COMPANY	*Producer Nominated VARIETY*	IST ¹	Yield bu/a	Regional Results			Perry Yield bu/a	New Berlin Yield bu/a	Urbana Yield bu/a	2 yr Avg Yield bu/a	3 yr Avg Yield bu/a
				Maturity Date	Lodging	Height in					
MATURITY GROUP 3											
MERSCHMAN	TRUMAN 636RR	B	56.3	9/21	2.1	42	43.4	67.5	57.9	62.2	61.9
MIDWEST SEED GEN	GR 3333*	U	51.2	9/9	2.4	43	38.7	60.9	53.9	54.9	
MIDWEST SEED GEN	GR 3832*	U	55.1	9/18	2.2	41	39.0	64.8	61.6	62.0	63.3
MUNSON	8328 RR	U	56.7	9/11	2.3	39	35.3	69.2	65.5		
MUNSON	8357 RR	U	53.7	9/17	2.3	43	41.3	62.3	57.4	60.5	
MUNSON	8368 RR	U	55.2	9/17	2.1	43	38.3	68.5	58.9		
MUNSON	8377 RR	U	55.3	9/18	2.2	42	41.3	67.8	57.0	62.2	
NC+	3A32 RR*	U	54.8	9/11	2.5	43	37.3	64.6	62.3		
NC+	3A53 RR*	U	57.9	9/15	2.2	39	41.2	66.5	66.1		
NK BRAND	S 32-E2*	B	50.3	9/15	3.1	43	30.5	62.0	58.5		
NK BRAND	S 33-A8*	B	37.8	9/9	3.0	43	25.8	39.5	48.1	47.7	
NK BRAND	S 36-C7*	B	50.3	9/17	1.8	38	33.6	61.5	55.9	55.8	
NK BRAND	S 37-F7*	B	52.2	9/18	2.6	43	37.7	58.9	60.0		
NK BRAND	S 37-P5*	B	51.2	9/16	2.6	43	38.3	53.4	61.8		
NK BRAND	S 38-D5*	B	47.4	9/19	2.1	41	34.0	52.7	55.6		
NK BRAND	S 39-A3*	B	51.5	9/20	2.6	43	36.2	60.6	57.8		
NK BRAND	XR 3473	U	46.4	9/9	2.6	41	32.6	48.6	58.1		
NUTECH	NT-3099 RR	B	52.0	9/9	2.2	40	37.5	62.5	56.0		
NUTECH	NT-3777 RR*	B	55.8	9/18	2.1	43	44.3	67.5	55.7		
NUTECH	NT-3888 RRSCN	B	56.0	9/18	2.3	43	39.6	67.6	60.9		
NUTECH	NT-3909 RRSCNSTS	B	56.4	9/18	2.2	42	41.8	68.1	59.4		
NUTECH	NT-7312	B	49.7	9/5	2.1	40	36.4	57.0	55.6		
NUTECH	NT-7316	B	57.1	9/11	2.1	38	38.3	71.4	61.6		
NUTECH	NT-7325	B	53.6	9/6	1.9	36	32.8	66.0	61.9		
NUTECH	NT-7337	B	54.1	9/13	2.3	39	35.8	67.2	59.3		
NUTECH	NT-7345	B	54.1	9/8	2.4	42	34.7	64.9	62.8		
NUTECH	NT-7353	B	52.3	9/15	2.4	42	34.5	63.0	59.3		
NUTECH	NT-7366	B	54.8	9/17	2.2	44	34.3	68.1	61.9		
NUTECH	NT-7399	B	54.1	9/20	2.5	44	41.4	63.6	57.4		
PIONEER	93M10*	B	50.4	9/10	2.9	46	33.4	60.6	57.3		
PIONEER	93M11*	B	50.8	9/6	1.8	38	33.6	57.0	61.9	58.0	58.6
PIONEER	93M42*	B	58.3	9/16	2.1	45	43.1	67.6	64.3	62.6	62.3
PIONEER	93M61	B	58.3	9/14	2.2	43	43.7	65.8	59.4		
PIONEER	93M95*	B	42.5	9/19	2.8	47	29.8	47.1	50.6	52.7	
QUALITY PLUS	Q 343 RR	U	54.0	9/18	2.3	42	41.4	63.6	57.1	59.5	
QUALITY PLUS	Q 368 RR	U	55.5	9/16	2.2	41	41.6	67.3	57.7		
QUALITY PLUS	Q 370 RR	U	52.6	9/19	2.5	42	38.2	60.9	58.7	57.8	58.9
QUALITY PLUS	Q 374 RR*	U	53.4	9/13	2.2	42	33.4	68.1	58.7	62.2	
STAUFFER	4380 NSR*	U	53.5	9/20	2.1	42	41.1	64.2	55.1		
STAUFFER	4391 R*	U	55.6	9/16	2.1	43	41.7	66.5	58.7		
STINE	3128-4	U	52.7	9/6	1.8	37	31.3	66.3	60.6		
STINE	3222-4	U	52.0	9/12	2.3	38	33.0	65.2	57.8		
STINE	3532-4	U	57.7	9/13	2.5	39	46.4	66.1	60.8	61.9	62.3
STINE	3582-4*	U	53.4	9/17	2.3	42	39.5	63.1	57.7		
STINE	3602-4*	U	58.0	9/16	2.4	43	38.6	68.0	61.3		
STINE	3620-4	U	53.3	9/17	2.2	43	34.5	67.0	58.4		
STONE	2346 NRR	F	54.1	9/18	2.2	43	41.1	63.3	57.8	58.5	
STONE	2356 NRR*	F	51.9	9/12	2.4	37	34.2	67.7	53.9		
STONE	2375 NRR*	F	48.5	9/18	3.0	42	32.1	59.7	53.9		
STONE	2377 NRR	F	53.4	9/18	2.3	41	40.3	62.9	56.9		
SUN PRAIRIE	SP 3555 NRR*	U	50.6	9/17	2.4	40	35.9	62.1	53.8		
SUN PRAIRIE	SP 3602 NRR*	U	44.0	9/17	2.5	40	34.3	49.3	48.3		
SUN PRAIRIE	SP 3811 NRR*	U	55.7	9/20	2.3	45	43.6	65.3	58.2		
TRISOY	3144 RR(CN)	U	52.4	9/10	2.3	43	40.1	62.8	54.4		
TRISOY	3172 RRV	U	49.6	9/10	2.2	37	29.5	60.4	59.0		
TRISOY	3463 RR(CN)	U	55.5	9/17	2.1	42	45.5	62.3	58.8	60.4	
TRISOY	3874 RR(CN)	U	55.5	9/15	2.1	42	40.0	65.0	61.3		
WILKEN	W 3429 NRR*	B	56.4	9/10	2.5	39	39.7	67.7	61.9	61.6	62.5
WILKEN	W 3434 NRR*	B	56.2	9/17	2.2	42	42.6	66.1	60.0	60.7	
WILKEN	W 3465 NRR	B	53.2	9/18	2.1	42	39.6	62.7	57.5	60.5	
WILKEN	W 3473 NRR	B	51.8	9/18	2.5	41	37.6	62.2	55.5	56.4	58.7
WILKEN	W 3479 NRR	B	53.3	9/17	2.4	42	33.5	66.0	60.7	59.8	61.6
WILKEN	W 3488 NRR	B	55.5	9/16	2.4	42	39.2	67.9	59.5	61.4	
WILKEN	W 3499 NRR	B	50.8	9/21	2.1	44	37.8	59.8	54.9	57.3	59.4
WILKEN	W 3577 NRR	B	54.7	9/18	2.1	42	35.9	67.6	60.7		
WILKEN	W 3592 NRR	B	52.7	9/19	2.3	44	39.3	64.7	54.1		
AVERAGE			52.8	9/15	2.3	42	37.4	62.8	58.4	59.0	60.6
L.S.D. 25% LEVEL			3.0		0.2	2	3.7	2.1	3.3		
COEFF. OF VAR. (%)			10.4		17.2	7	10.5	3.6	6.1		
MATURITY GROUP 4											
AGSOURCE	9406 RR*	B	53.3	9/24	2.2	42	35.6	61.6	62.8		
DAIRYLAND	DSR-4300 RR	U	41.2	9/24	2.6	42	28.0	48.5	47.2		
FS HISOY	HS 4066	B	50.2	9/24	2.7	45	34.3	58.9	57.4		
HORIZON	H 406 N*	U	49.4	9/22	2.6	40	32.1	59.8	56.4	57.1	57.9
HORIZON	H 419 N	U	51.8	9/23	1.8	42	33.1	63.5	58.6		
HORIZON	H 422 N	U	52.4	9/25	2.0	41	36.0	62.7	58.7		
HORIZON	H 424 N*	U	49.3	9/23	2.2	39	30.7	63.5	53.8	55.9	
KITCHEN	KSC 4266 CRR*	U	42.9	9/26	2.6	48	33.8	45.5	49.5		

**2007 Soybean Test Results
Region 3: Roundup Resistant (30-inch row spacing)**

COMPANY	*Producer Nominated VARIETY*	IST ¹	Yield bu/a	Regional Results			Perry Yield bu/a	New Berlin Yield bu/a	Urbana Yield bu/a	2 yr Avg Yield bu/a	3 yr Avg Yield bu/a
				Maturity Date	Lodging	Height in					
MATURITY GROUP 4											
KRUGER	K-410 RRSCN	B	54.8	9/23	2.1	41	34.8	69.0	60.6	58.5	57.9
KRUGER	K-433 RRSCN	B	45.2	9/27	2.4	48	33.9	47.8	53.9	53.1	
LEWIS	4010*	B	47.4	9/25	2.3	45	32.6	58.3	53.1		
MERSCHMAN	NORFOLK 741RR*	B	50.5	9/25	2.1	42	32.8	60.0	58.6	57.4	
NUTECH	NT-4041 RRSCN	B	53.7	9/24	2.1	43	35.9	65.1	60.2		
NUTECH	NT-7417	B	52.4	9/24	2.2	41	34.0	62.2	60.9		
STINE	4182-4*	U	50.2	9/25	1.9	41	34.6	60.0	55.9		
	AVERAGE		49.6	9/24	2.3	43	33.5	59.0	56.5	56.4	57.9
	L.S.D. 25% LEVEL		3.2		0.3	1	0.7	1.5	1.7		
	COEFF. OF VAR (%)		11.6		25.7	6	3.5	4.6	5.4		

¹IST= Insecticide Seed Treatment U= Untreated, F= Fungicide, B= Insecticide+Fungicide

**2007 Soybean Test Results
Region 4: Roundup Resistant (30-inch row spacing)**

COMPANY	*Producer Nominated VARIETY*	IST ¹	Yield bu/a	Regional Results			St. Peter Yield bu/a	Belleville Yield bu/a	2 yr Avg Yield bu/a	3 yr Avg Yield bu/a
				Maturity Date	Lodging	Height in				
MATURITY GROUP 3										
AGSOURCE	9383 RR*	B	43.5	9/13	2.0	42	28.8	58.3		
ASGROW	AG 3602*	U	46.8	9/10	2.9	42	37.7	55.4		
ASGROW	AG 3705	B	49.8	9/13	2.1	43	35.2	64.3		
ASGROW	AG 3802*	U	52.0	9/12	2.2	46	40.4	63.6	54.4	54.2
ASGROW	AG 3803	B	55.9	9/13	2.6	46	49.8	62.0		
ASGROW	AG 3905	B	51.8	9/19	2.2	45	44.5	59.2	55.6	53.8
ASGROW	AG 3906*	U	48.4	9/15	2.4	41	34.7	62.0	54.2	52.9
BAKER	3770 NRR	U	49.9	9/12	2.1	41	42.6	57.1		
BAKER	3945 NRR	U	50.5	9/11	2.8	43	40.3	60.7	53.3	51.9
BAKER	3975 NRR	U	44.6	9/16	3.3	46	34.7	54.6	52.3	
BECK	383 NRR*	F	52.6	9/10	2.0	43	42.2	62.9	54.5	
BECK	399 NRR	F	55.3	9/13	2.1	43	46.0	64.7		
BIO GENE	BG 3708 RN	F	53.8	9/13	2.1	42	43.1	64.4		
BIO GENE	BG 3806 RN*	F	51.0	9/11	2.2	41	42.7	59.2		
BIO GENE	BG 3807 RN*	F	52.8	9/12	2.1	42	45.2	60.4		
CAMPBELL	347 NRR*	F	55.6	9/10	2.4	42	48.8	62.4		
DELTA GROW	3950 RR	F	50.5	9/14	2.6	41	40.6	60.4		
DYNA-GRO	32C38*	B	49.7	9/11	2.3	45	41.0	58.3	55.2	53.4
EXCEL	8394 NRR*	B	49.9	9/13	1.5	42	39.5	60.4	55.7	
EXCEL	8396 RRSTS	B	45.8	9/14	2.6	44	33.5	58.0		
FS HISOY	HS 3766	B	49.3	9/12	2.1	43	36.7	61.8		
FS HISOY	HS 3846	B	50.8	9/13	2.3	42	44.7	56.8	56.0	55.1
FS HISOY	HS 3916*	B	49.3	9/14	2.5	46	42.2	56.3	53.0	53.4
FS HISOY	R 07-39	B	48.0	9/14	2.3	43	35.5	60.4		
GREAT HEART	GT-378 CRR*	U	53.7	9/13	2.1	44	50.5	56.8		
GREAT HEART	GT-397 CRR	U	50.9	9/12	2.9	49	40.5	61.3		
HOFFMAN	H 3366 CR	B	50.7	9/13	2.8	42	43.6	57.7		
HOFFMAN	H 39-06 CR	B	51.1	9/13	1.6	43	39.1	63.1		
HORIZON	H 352 N*	F	54.7	9/11	1.9	39	47.3	62.0		
HORIZON	H 356 N	U	47.6	9/9	2.2	43	37.2	58.0		
HORIZON	H 378 N	F	51.7	9/13	1.9	42	39.7	63.7		
HORIZON	H 399 N*	F	48.2	9/13	2.8	46	39.0	57.5	53.3	
KITCHEN	KSC 3786 CRR	U	51.4	9/12	1.8	43	46.1	56.7		
KITCHEN	KSC 3856 CRR*	U	49.2	9/19	2.6	46	36.7	61.7		
KITCHEN	KSC 3869 CRR	U	51.0	9/14	2.3	44	43.7	58.4	55.0	
KITCHEN	KSC 3982 CRR	U	49.5	9/13	1.6	43	38.8	60.1		
KRUGER	K-333 RRSCN	B	45.4	9/6	1.8	36	41.8	49.1		
KRUGER	K-340 RRSCN	B	55.2	9/10	1.4	39	45.5	64.9	56.6	
KRUGER	K-341 RRSCN	B	47.0	9/8	1.8	39	36.3	57.7	50.3	
KRUGER	K-348 RRSCN	B	51.1	9/10	2.0	41	43.7	58.5		
KRUGER	K-363 RRSCN	B	49.6	9/12	2.2	42	40.8	58.3	53.6	
KRUGER	K-382 RRSCN	B	54.0	9/13	2.4	45	47.5	60.6	55.0	
KRUGER	K-384 RRSCN	B	54.0	9/12	2.5	46	46.2	61.9		
KRUGER	K-389 RRSCN	B	52.6	9/13	2.3	44	44.3	60.8	55.1	
KRUGER	KY 3817 RN	B	45.7	9/12	3.2	48	34.8	56.6		
LEWIS	3968	B	52.7	9/12	2.3	46	44.5	61.0		
LEWIS	3907*	B	49.8	9/15	2.7	50	39.3	60.4		
LG SEEDS	C 3777 NRR*	F	50.5	9/9	3.0	44	44.8	56.3		
LG SEEDS	C 3988 NRR	F	51.5	9/13	2.3	45	44.0	59.1		
MAVRICK	5394 RR*	U	52.2	9/19	2.2	49	40.2	64.2	56.4	
MAVRICK	6369 RR*	U	54.4	9/14	2.2	45	49.0	59.8		
MERSCHMAN	COOLIDGE 734RR*	B	55.8	9/11	1.7	38	46.7	64.5		
MERSCHMAN	KENNEDY 836RR	B	53.4	9/13	2.0	44	46.4	60.5		
MERSCHMAN	MONROE 735RR*	B	49.7	9/9	2.1	42	41.9	57.4		
MIDLAND	MG 3807 NRR	F	46.5	9/13	3.0	46	39.7	53.4	49.7	
MIDLAND	MG 3836 NRRSTS	F	49.3	9/13	2.2	42	42.5	56.2	52.6	52.1

2007 Soybean Test Results
Region 4: Roundup Resistant (30-inch row spacing)

COMPANY	*Producer Nominated VARIETY*	IST ¹	Regional Results				St. Peter Yield bu/a	Belleville Yield bu/a	2 yr Avg Yield bu/a	3 yr Avg Yield bu/a
			Yield bu/a	Maturity Date	Lodging	Height in				
MATURITY GROUP 3										
MIDWEST SEED GEN	GR 3931*	U	49.3	9/13	1.9	44	41.5	57.0	53.0	53.0
MYCOGEN	5N382 RR*	F	50.8	9/14	2.3	46	40.6	61.0		
MYCOGEN	5N383 RR*	F	55.1	9/11	2.1	43	50.8	59.4		
MYCOGEN	5N391 RR*	U	51.5	9/15	2.8	41	42.9	60.1	54.7	52.5
NK BRAND	S 29-J6*	B	45.0	9/7	2.7	43	38.9	51.0		
NK BRAND	S 32-E2*	B	51.0	9/10	3.9	44	48.7	53.3		
NK BRAND	S 33-A8*	B	38.8	9/10	2.9	44	31.4	46.3	43.2	
NK BRAND	S 37-P5*	B	46.6	9/11	2.6	42	36.4	56.8		
NK BRAND	S 38-D5*	B	47.6	9/13	1.8	41	36.7	58.6		
NK BRAND	S 39-A3*	B	50.5	9/12	2.8	43	38.7	62.4		
NK BRAND	XR 3473	U	44.4	9/8	2.5	42	34.4	54.4		
NUTECH	NT-3532 RRSCN	U	54.9	9/12	1.9	41	49.2	60.6		
NUTECH	NT-3777 RR*	B	51.9	9/12	1.9	43	41.4	62.5		
NUTECH	NT-3888 RRSCN	B	55.7	9/12	2.4	45	48.4	63.0		
NUTECH	NT-3909 RRSCNSTS	B	48.7	9/14	2.4	44	40.2	57.3		
NUTECH	NT-7353	B	48.2	9/10	2.5	44	40.6	55.9		
NUTECH	NT-7399	B	49.4	9/15	2.5	43	37.9	60.9		
PIONEER	93M42*	B	49.5	9/11	2.0	46	41.1	57.9	53.6	53.2
PIONEER	93M61	B	54.6	9/8	1.7	43	45.9	63.3		
PIONEER	93M95*	B	41.6	9/10	2.9	43	31.9	51.4	49.3	
SOUTHERN CROSS	LUCAS NRR	F	52.7	9/13	2.4	45	47.8	57.6		
STEYER	3830 RRSCN	U	49.8	9/10	2.7	47	39.9	59.8		
STINE	3532-4	U	49.4	9/10	2.3	39	38.4	60.3		
STINE	3602-4*	U	57.3	9/11	2.2	43	50.0	64.6	57.1	
STINE	3620-4	U	50.5	9/14	2.0	42	43.9	57.0		
STONE	2346 NRR	F	56.8	9/10	2.2	41	52.4	60.7	58.5	
STONE	2356 NRR*	F	48.9	9/10	2.0	36	40.4	53.3		
STONE	2375 NRR*	F	48.3	9/13	3.2	44	36.5	60.1		
STONE	2377 NRR	F	52.4	9/10	2.5	42	41.2	63.7		
TRISOY	3276 RRV(CN)	U	44.6	9/7	2.4	41	36.0	53.2		
TRISOY	3675 RR(CN)	U	50.1	9/10	1.8	40	41.1	59.0		
TRISOY	3977 RR(CN)	U	52.2	9/13	2.4	44	43.5	60.9		
AVERAGE			50.4	9/12	2.3	43	41.7	59.2	53.7	53.2
L.S.D. 25% LEVEL			4.1		0.4	2	3.4	3.5		
COEFF. OF VAR. (%)			12.1		28.3	7	8.6	6.2		
MATURITY GROUP 4										
AGSOURCE	9406 RR*	B	51.4	9/15	2.4	46	40.4	62.5	53.1	
ASGROW	AG 4103	B	46.9	9/17	2.5	46	38.4	55.4	54.2	
ASGROW	AG 4404	B	50.5	9/22	2.4	48	38.8	62.1	55.5	
ASGROW	AG 4405	B	45.8	9/17	2.7	48	36.1	55.6		
ASGROW	AG 4703	B	51.0	9/24	2.7	44	40.1	62.0	57.4	55.5
BAKER	4565 NRR	U	46.8	9/21	2.7	51	34.1	59.4	50.9	52.0
BECK	405 NRR	B	49.1	9/16	3.0	42	41.8	56.5	52.7	52.7
BECK	422 NRR	B	53.1	9/17	2.2	41	43.6	62.7	59.1	
BECK	444 NRR	B	48.0	9/19	2.9	49	36.7	59.2	52.6	53.0
BIO GENE	BG 4406 RN*	F	48.2	9/22	2.9	49	37.5	59.0	51.0	52.5
CROW'S	C 4142 R*	U	51.4	9/22	2.9	46	41.5	61.3		
DELTA & PINE LAND	DP 4450 RR	B	44.7	9/19	2.8	49	35.4	53.9		
DELTA & PINE LAND	DPX 4334 RR	B	44.6	9/18	3.0	54	34.4	54.8		
DELTA GROW	4150 RR	F	52.8	9/22	2.9	47	43.7	61.5		
DELTA GROW	4460 RR	F	48.0	9/20	3.2	50	38.6	57.3		
DELTA GROW	4470 RRSTS	F	58.5	9/18	1.8	41	48.1	68.9		
DELTA GROW	4970 RR	F	46.8	9/28	3.3	51	35.3	58.3		
DYNA-GRO	37A44*	B	49.0	9/21	2.3	50	39.4	58.6	53.1	
EXCEL	8407 NRR	B	54.2	9/15	1.9	44	45.1	63.3		
EXCEL	8427 NRRSTS*	B	54.6	9/16	1.6	41	45.2	63.9	57.8	56.4
EXCEL	8430 NRRRSTS	B	45.7	9/22	2.8	47	37.3	54.1	52.4	52.7
EXCEL	8432 NRR	U	46.6	9/19	2.8	48	33.2	60.0		
EXCEL	8455 NRR	B	44.7	9/23	2.3	47	33.2	56.1	49.2	
EXCEL	8481 NRR	B	50.5	9/28	3.1	53	40.9	60.1		
FS HISOY	HS 4028*	B	52.1	9/15	1.6	41	41.7	62.5		
FS HISOY	HS 4066	B	51.1	9/15	3.4	48	43.8	58.4		
FS HISOY	HS 4256	B	52.0	9/17	2.6	44	46.7	57.2	53.6	53.5
FS HISOY	HS 4366	B	53.7	9/17	1.9	41	46.9	60.5		
FS HISOY	HS 4456	B	48.6	9/21	2.9	52	38.2	59.0	53.0	53.5
FS HISOY	HS 4646	B	48.1	9/23	3.1	43	36.0	60.1	51.3	51.9
FS HISOY	HS 4766	B	51.9	9/23	1.8	41	38.2	65.7		
FS HISOY	R 07-45	B	58.5	9/19	1.8	42	46.4	70.7		
FS HISOY	R 07-48	B	53.2	9/24	2.4	49	39.2	67.3		
FS HISOY	X 07-42	B	46.4	9/21	3.5	53	34.6	58.1		
GREAT HEART	GT-467 CRR	U	55.5	9/24	3.2	51	46.2	64.8		
HOBBLIT	HB 422 NRR	U	53.0	9/16	1.9	42	42.0	64.0		
HOFFMAN	H 3437 CR	B	46.8	9/19	3.2	42	37.7	55.8	53.4	
HOFFMAN	H 3444 CR	B	47.3	9/22	3.1	49	37.4	57.2		
HOFFMAN	H 3456 CR*	B	50.7	9/21	1.7	47	39.3	62.1	57.2	56.2
HOFFMAN	H 41-07 CR	B	54.2	9/17	2.5	45	46.1	62.3		

**2007 Soybean Test Results
Region 4: Roundup Resistant (30-inch row spacing)**

COMPANY	*Producer Nominated VARIETY*	IST ¹	Yield bu/a	Regional Results			St. Peter Yield bu/a	Belleville Yield bu/a	2 yr Avg Yield bu/a	3 yr Avg Yield bu/a
				Maturity Date	Lodging	Height in				
MATURITY GROUP 4										
HORIZON	H 406 N*	U	51.6	9/17	2.7	43	42.0	61.1	54.4	53.8
HORIZON	H 419 N	U	54.0	9/16	2.4	43	43.9	64.2		
HORIZON	H 422 N	U	55.8	9/18	2.1	40	45.4	66.1		
HORIZON	H 424 N*	U	52.0	9/17	1.6	42	40.3	63.7	52.4	52.3
KITCHEN	KSC 4266 CRR*	U	47.1	9/21	3.0	51	38.0	56.1	53.3	54.6
KRUGER	K-410 RRSCN	B	58.6	9/17	2.3	44	49.8	67.4	58.6	
KRUGER	K-433 RRSCN	B	49.4	9/23	2.6	51	39.9	58.8	56.4	56.7
KRUGER	K-476 RRSCN	B	54.1	9/20	1.6	40	42.0	66.1	58.3	
KRUGER	K-478 RRSCN	B	46.1	9/19	2.5	48	37.4	54.9		
LEWIS	4207	B	52.3	9/18	1.7	42	40.9	63.8	56.1	
LEWIS	4408	B	56.6	9/18	2.1	41	45.7	67.5		
LEWIS	4010*	B	51.0	9/21	2.3	48	39.9	62.0		
LEWIS	4395*	B	48.9	9/20	2.5	51	38.3	59.5		
LG SEEDS	C 4330 NRR	F	54.9	9/22	1.8	43	47.4	62.4		
M & D SEED	9440 MNRR*	U	54.4	9/19	2.3	43	44.5	64.3	54.1	53.6
M & D SEED	9470 MNRR*	U	51.3	9/21	3.0	50	38.4	64.2		
M & D SEED	9480 BNRR*	U	52.2	9/23	1.4	38	40.0	64.5		
MERSCHMAN	AUSTIN 643RR*	B	52.4	9/20	2.0	44	40.6	64.1	53.4	53.6
MERSCHMAN	DALLAS RR	B	46.9	9/23	2.7	49	33.1	60.7	52.0	52.1
MERSCHMAN	DENVER 742RR	B	55.7	9/16	2.3	44	43.6	67.7		
MERSCHMAN	HOUSTON 747RR	B	51.7	9/19	1.5	42	38.3	65.2	55.1	
MERSCHMAN	MEMPHIS 642RR	B	46.5	9/20	2.5	49	35.7	57.2		
MERSCHMAN	NASHVILLE 749RR	B	53.9	9/27	2.0	45	41.4	66.4		
MERSCHMAN	NORFOLK 741RR*	B	53.1	9/17	2.5	45	43.6	62.7		
MERSCHMAN	ROCKY RR	B	49.6	9/25	3.2	43	38.2	61.0	53.1	52.1
MIDLAND	MG 4008 NRR	F	48.1	9/16	3.3	42	37.9	58.2		
MIDLAND	MG 4407 NRR*	F	55.3	9/22	1.9	42	44.9	65.7	55.7	
MIDLAND	MG 4606 NRR	F	52.0	9/27	2.8	49	40.7	63.3	56.3	55.6
MIDLAND	MG 4708 NRR	F	49.1	9/25	2.9	46	38.8	59.5		
MIDWEST SEED GEN	GR 4154*	U	49.4	9/21	2.3	45	38.7	60.1	51.7	
MIDWEST SEED GEN	GR 4455*	U	46.1	9/21	2.8	50	35.1	57.0	51.9	
MYCOGEN	5B482 RR*	F	43.6	9/21	2.8	48	31.4	55.7		
MYCOGEN	5N441 RR*	F	47.0	9/21	2.9	49	35.1	58.9		
MYCOGEN	5N461 RR*	F	54.0	9/22	1.6	39	40.0	68.0		
NK BRAND	S 43-B1*	B	43.5	9/16	3.3	47	30.8	56.1	50.5	51.6
NK BRAND	S 45-E5*	B	51.0	9/20	2.6	48	37.5	64.5		
NK BRAND	S 49-Q9*	B	48.8	9/27	2.4	47	35.8	61.9		
NK BRAND	XR 4472	B	47.7	9/17	2.5	44	37.4	58.1		
NK BRAND	XR 4877	B	46.4	9/28	3.1	50	36.6	56.3		
NUTECH	NT-4041 RRSCN	B	54.7	9/17	2.2	45	40.0	69.3		
NUTECH	NT-4242 RRSCN	B	52.8	9/15	1.9	43	42.3	63.2		
NUTECH	NT-7438	B	55.1	9/17	1.9	41	42.3	67.9		
NUTECH	NT-7443	B	45.8	9/20	2.9	51	35.4	56.2		
PIONEER	94M30*	B	52.1	9/16	2.4	46	42.9	61.3		
PIONEER	94M50*	B	53.4	9/20	2.7	47	40.5	66.2	56.1	55.1
SOUTHERN CROSS	CALEB NRRSTS	F	57.8	9/21	1.8	41	46.6	69.0		
SOUTHERN CROSS	ELI NRRSTS	F	52.9	9/23	1.7	39	42.2	63.6	55.3	
SOUTHERN CROSS	GALILEE NRR	F	53.1	9/27	2.7	49	41.2	65.0		
SOUTHERN CROSS	HIRAM NRRSTS	F	47.7	9/25	2.2	44	32.9	62.5		
SOUTHERN CROSS	MOAB NRR	F	45.3	9/22	2.9	51	36.4	54.1	51.0	52.9
STAUFFER	4411 NSR*	U	54.1	9/16	2.4	43	44.4	63.9		
STEYER	4040 RRSCN	U	48.4	9/15	3.4	46	38.7	58.0		
STEYER	4430 RRSCN	U	55.0	9/19	1.8	40	41.4	68.6		
STINE	4182-4*	U	55.5	9/20	2.1	44	46.8	64.1		
STINE	4282-4	U	53.5	9/18	1.8	42	46.0	61.0		
STONE	2405 NRR*	F	50.1	9/20	2.7	46	41.4	58.8	55.5	
STONE	2475 NRR*	F	46.6	9/20	2.8	49	32.4	60.7	51.2	
TRISOY	4227 RR(CN)	U	49.3	9/17	1.6	40	37.8	60.9	50.9	51.2
TRISOY	4470 RR(CN)	U	49.1	9/20	2.6	46	38.3	60.0		
	AVERAGE		50.3	9/20	2.5	46	39.6	61.0	53.9	53.5
	L.S.D. 25% LEVEL		3.0		0.4	2	2.6	3.2		
	COEFF. OF VAR. (%)		8.9		24.5	7	7.0	5.6		

¹IST= Insecticide Seed Treatment: U= Untreated, F= Fungicide, B= Insecticide+Fungicide

2007 Soybean Test Results
Region 5: Roundup Resistant (30-inch row spacing)

COMPANY	*Producer Nominated VARIETY*	IST ¹	Regional Results				Elkville Yield bu/a	Harrisburg Yield bu/a	2 yr Avg Yield bu/a	3 yr Avg Yield bu/a
			Yield bu/a	Maturity Date	Lodging	Height in				
MATURITY GROUP 3										
ASGROW	AG 3705	B	42.7	9/13	1.7	40	31.3	54.2		
ASGROW	AG 3803	B	44.4	9/12	1.7	43	30.3	58.6		
ASGROW	AG 3905	B	43.1	9/18	1.8	41	31.0	55.2	51.3	54.0
DELTA GROW	3950 RR	F	40.1	9/11	2.0	39	24.2	55.9		
FS HISOY	R 07-39	B	45.7	9/13	1.4	41	33.4	57.9		
HOFFMAN	H 3366 CR	B	40.2	9/8	2.7	43	29.9	50.5		
HOFFMAN	H 39-06 CR	B	40.9	9/12	1.2	38	29.9	51.9		
KRUGER	K-340 RRSCN	B	41.4	9/9	1.6	36	25.1	57.8		
KRUGER	K-363 RRSCN	B	38.5	9/7	1.6	41	23.3	53.6		
KRUGER	K-382 RRSCN	B	40.3	9/8	1.6	41	25.2	55.3	51.1	
KRUGER	K-384 RRSCN	B	47.9	9/11	2.2	42	35.8	60.1		
KRUGER	K-389 RRSCN	B	40.7	9/9	1.5	40	26.4	55.1	52.7	
KRUGER	KY 3817 RN	B	37.8	9/12	3.0	45	25.2	50.5		
LG SEEDS	C 3777 NRR*	F	39.0	9/8	2.4	42	26.1	51.9		
LG SEEDS	C 3988 NRR	F	44.9	9/14	1.7	41	32.1	57.7		
MAVRICK	5394 RR*	U	39.4	9/18	1.7	43	30.2	48.5	48.7	
MAVRICK	6369 RR*	U	40.4	9/7	1.7	43	26.7	54.0		
MIDLAND	MG 3807 NRR	F	39.8	9/11	2.8	44	29.3	50.0	48.4	
MYCOGEN	5N391 RR*	U	38.8	9/11	1.8	41	23.3	54.4		
NK BRAND	S 33-A8*	B	37.0	9/4	2.7	42	27.2	46.8		
NK BRAND	S 37-P5*	B	41.5	9/9	2.1	39	28.9	54.1		
NK BRAND	S 38-D5*	B	42.1	9/11	1.4	40	31.9	52.3		
NK BRAND	S 39-A3*	B	40.6	9/9	1.9	40	26.5	54.7		
NK BRAND	XR 3473	U	37.6	9/4	1.3	38	25.4	49.8		
NUTECH	NT-3909 RRSCNSTS	B	40.5	9/8	1.7	39	26.1	55.0		
SOUTHERN CROSS	LUCAS NRR	F	45.2	9/13	1.8	44	33.0	57.4		
SOUTHERN CROSS	STEPHEN NRR	F	40.6	9/12	2.2	38	26.2	55.0	51.4	54.4
SOUTHERN STATES	RT 3860	F	39.9	9/8	1.5	41	25.3	54.6	49.8	
SOUTHERN STATES	RT 3871 N	U	41.3	9/14	1.5	42	29.5	53.0		
SOUTHERN STATES	RT 3951 N	F	35.3	9/8	2.0	46	23.8	46.7	47.6	49.2
SOUTHERN STATES	RT 3971 N	U	44.3	9/13	1.5	40	30.8	57.8		
STEYER	3830 RRSCN	U	35.5	9/9	1.9	45	24.5	46.4		
TRISOY	3977 RR(CN)	U	43.6	9/13	1.6	40	31.3	55.8		
	AVERAGE		41.1	9/10	1.9	41	28.4	53.8	50.1	52.5
	L.S.D. 25% LEVEL		3.0		0.4	2	1.9	2.1		
	COEFF. OF VAR. (%)		10.9		35.7	6	7.1	4.2		
MATURITY GROUP 4										
ASGROW	AG 4103	B	43.6	9/15	2.2	42	33.0	54.2	55.0	
ASGROW	AG 4404	B	40.7	9/18	2.1	44	24.0	57.5	52.4	
ASGROW	AG 4405	B	42.4	9/15	2.3	43	33.0	51.8		
ASGROW	AG 4703	B	45.0	9/23	1.8	40	34.6	55.3	53.1	55.2
ASGROW	AG 4801*	U	44.0	9/22	1.6	39	31.8	56.2	53.0	54.7
BAKER	4825 NRR	U	41.8	9/22	2.3	45	33.0	50.6	50.1	50.0
BAKER	4975 NRR	U	39.0	9/16	2.9	42	24.4	53.6		
DELTA & PINE LAND	DP 4450 RR	B	44.1	9/17	2.2	48	31.1	57.2		
DELTA & PINE LAND	DPX 4334 RR	B	47.7	9/25	2.5	49	42.0	53.5		
DELTA GROW	4150 RR	F	49.4	9/20	2.3	42	41.4	57.4		
DELTA GROW	4460 RR	F	45.8	9/17	2.4	45	39.8	51.8		
DELTA GROW	4470 RRSTS	F	50.3	9/19	1.6	38	36.3	64.3		
DELTA GROW	4970 RR	F	46.5	9/27	2.6	46	39.1	53.9		
DYNA-GRO	37A44*	B	43.5	9/18	2.2	44	32.1	54.9	51.0	
EXCEL	8450 NRR*	B	43.0	9/20	1.7	37	31.8	54.2	50.4	
FS HISOY	HS 4028*	B	47.5	9/13	1.6	37	35.3	59.6		
FS HISOY	HS 4256	B	42.5	9/14	2.1	40	28.1	57.0	53.5	54.0
FS HISOY	HS 4366	B	43.8	9/18	1.7	38	31.4	56.3		
FS HISOY	HS 4456	B	42.9	9/19	2.2	44	33.0	52.7	51.3	53.7
FS HISOY	HS 4646	B	39.3	9/15	2.3	40	27.6	51.0	50.9	53.5
FS HISOY	HS 4766	B	46.1	9/25	1.7	38	34.7	57.6		
FS HISOY	HS 4856*	B	38.8	9/21	2.6	42	25.3	52.4	48.4	50.6
FS HISOY	R 07-45	B	48.1	9/18	1.7	38	30.7	65.5		
FS HISOY	R 07-48	B	44.6	9/24	2.2	44	31.6	57.5		
FS HISOY	X 07-42	B	42.8	9/22	2.6	46	33.3	52.4		
GREAT HEART	GT-467 CRR	U	45.7	9/25	2.3	46	36.9	54.4		
HOFFMAN	H 3437 CR	B	42.9	9/16	1.9	41	31.1	54.7	53.0	
HOFFMAN	H 3444 CR	B	41.5	9/19	2.6	45	31.1	52.0		
HOFFMAN	H 3456 CR*	B	47.5	9/23	1.7	40	39.2	55.9		
HOFFMAN	H 41-07 CR	B	49.7	9/16	2.0	40	36.1	63.4		
HORIZON	H 406 N*	U	42.4	9/11	2.1	39	28.1	56.8		
HORIZON	H 419 N	U	48.9	9/17	1.7	39	38.7	59.0		
HORIZON	H 422 N	U	42.8	9/17	1.7	40	26.1	59.6		
HORIZON	H 424 N*	U	44.5	9/15	1.6	37	31.4	57.5		
KRUGER	K-410 RRSCN	B	48.8	9/17	1.9	42	34.8	62.9	55.5	
KRUGER	K-433 RRSCN	B	42.0	9/18	2.2	45	31.7	52.3	51.6	
KRUGER	K-476 RRSCN	B	49.8	9/27	1.6	38	40.1	59.6	58.1	
KRUGER	K-478 RRSCN	B	39.5	9/20	2.2	44	31.4	47.6		
LEWIS	4395*	B	48.0	9/19	1.8	44	41.5	54.5		
LG SEEDS	C 4330 NRR	F	44.9	9/20	1.7	36	30.4	59.3		

2007 Soybean Test Results
Region 5: Roundup Resistant (30-inch row spacing)

COMPANY	*Producer Nominated VARIETY*	IST ¹	Yield bu/a	Regional Results			Elkville Yield bu/a	Harrisburg Yield bu/a	2 yr Avg Yield bu/a	3 yr Avg Yield bu/a
				Maturity Date	Lodging	Height in				
MATURITY GROUP 4										
M & D SEED	9440 MNRR*	U	44.4	9/18	1.8	39	31.2	57.6	50.5	53.1
M & D SEED	9470 MNRR*	U	47.1	9/20	2.7	47	37.6	56.6		
M & D SEED	9480 BNRR*	U	47.8	9/22	1.5	37	32.3	63.2	49.8	
MERSCHMAN	AUSTIN 643RR*	B	45.8	9/19	1.7	42	32.4	59.3	54.0	55.7
MERSCHMAN	DALLAS RR	B	40.8	9/22	2.2	42	31.5	50.1	49.2	52.0
MERSCHMAN	DENVER 742RR	B	43.3	9/16	1.7	39	28.7	57.9		
MERSCHMAN	HOUSTON 747RR	B	51.0	9/25	1.8	37	39.5	62.6	57.8	
MERSCHMAN	MEMPHIS 642RR	B	43.5	9/21	2.3	45	32.5	54.5		
MERSCHMAN	NASHVILLE 749RR	B	50.2	9/26	1.8	40	39.3	61.2		
MERSCHMAN	NORFOLK 741RR*	B	50.4	9/17	1.8	39	38.3	62.4		
MERSCHMAN	ROCKY RR	B	42.1	9/23	2.6	42	28.5	55.7	50.7	52.5
MIDLAND	MG 4008 NRR	F	37.8	9/13	2.3	38	25.0	50.7		
MIDLAND	MG 4407 NRR*	F	47.6	9/22	1.7	40	35.4	59.8	55.8	
MIDLAND	MG 4606 NRR	F	46.6	9/25	2.3	47	35.1	58.2	55.0	56.1
MIDLAND	MG 4708 NRR	F	49.5	9/24	2.2	40	38.4	60.6		
MIDWEST SEED GEN	GR 4455*	U	46.6	9/21	2.1	45	36.0	57.3	52.1	
MYCOGEN	5B482 RR*	F	36.8	9/21	2.2	41	28.7	45.0		
MYCOGEN	5N441 RR*	F	50.4	9/17	2.2	46	44.6	56.2		
MYCOGEN	5N461 RR*	F	47.4	9/23	1.7	38	33.9	60.9		
NK BRAND	S 43-B1*	B	37.5	9/14	2.2	42	26.1	49.0	48.8	51.1
NK BRAND	S 45-E5*	B	41.6	9/21	2.3	46	31.0	52.2		
NK BRAND	S 49-O9*	B	44.3	9/27	2.3	47	36.5	52.1		
NK BRAND	XR 4472	B	41.6	9/14	2.0	40	28.8	54.3		
NK BRAND	XR 4877	B	39.2	9/27	2.5	45	35.2	43.2		
PIONEER	94M30*	B	50.8	9/22	2.2	42	40.9	60.6	55.6	56.3
PIONEER	94M50*	B	51.0	9/22	2.0	43	41.5	60.5	56.2	56.5
PIONEER	94M80*	B	42.0	9/26	2.6	49	36.3	47.7	50.5	53.4
SOUTHERN CROSS	CALEB NRRSTS	F	48.6	9/18	1.7	38	33.3	64.0		
SOUTHERN CROSS	ELI NRRSTS	F	48.3	9/22	1.7	37	35.9	60.7	57.1	
SOUTHERN CROSS	GALILEE NRR	F	46.5	9/24	2.2	45	33.2	59.8		
SOUTHERN CROSS	HIRAM NRRSTS	F	41.6	9/25	2.0	40	30.8	52.4		
SOUTHERN CROSS	MICHAEL NRRSTS	F	43.8	9/17	1.7	37	29.4	58.1	52.7	
SOUTHERN STATES	RT 4370 N	U	45.0	9/19	2.3	48	34.9	55.1		
SOUTHERN STATES	RT 4440 N	F	41.1	9/19	1.8	44	28.6	53.5	49.6	52.2
SOUTHERN STATES	RT 4470 N	U	47.8	9/21	1.6	36	34.8	60.9		
SOUTHERN STATES	RT 4551 N	F	45.5	9/21	2.1	46	44.8	46.2	51.0	51.3
SOUTHERN STATES	RT 4760 N	F	48.0	9/17	2.6	46	36.0	59.9	56.1	
SOUTHERN STATES	RT 4777 N	F	47.1	9/28	2.5	44	35.4	58.8	54.7	
SOUTHERN STATES	RT 4808 N	F	51.2	9/25	2.1	45	43.0	59.5	55.3	55.7
SOUTHERN STATES	RT 4981 N	F	41.7	9/28	2.5	47	33.8	49.5	47.1	47.5
SOUTHERN STATES	RT 4996 N	F	41.9	9/26	2.4	45	32.3	51.5	51.8	
STEYER	4040 RRSCN	U	44.5	9/10	2.7	43	32.4	56.6	52.4	
STEYER	4430 RRSCN	U	49.2	9/21	1.7	36	34.9	63.5		
STINE	4392-4	U	48.7	9/17	1.6	37	31.3	66.1		
STINE	4502-4	U	49.0	9/19	1.6	38	35.9	62.2		
STINE	4782-4	U	46.0	9/15	1.8	39	32.0	60.0		
STONE	2405 NRR*	F	46.3	9/20	2.4	43	35.2	57.5		
STONE	2475 NRR*	F	43.6	9/18	2.2	45	31.9	55.3		
TRISOY	4275 RR(CN)	U	42.4	9/14	1.6	39	28.7	56.2		
TRISOY	4475 RR(CN)	U	43.8	9/18	2.1	46	35.5	52.0		
TRISOY	4760 RR(CN)	U	44.6	9/22	1.5	43	33.2	55.9		
	AVERAGE		45.0	9/20	2.1	42	33.7	56.3	52.6	53.3
	L.S.D. 25% LEVEL		4.8		0.3	2	2.7	2.9		
	COEFF. OF VAR. (%)		16.0		22.9	8	8.4	5.4		
MATURITY GROUP 5										
M & D SEED	9540 MNRR*	U	40.5	9/15	1.8	38	23.2	57.8		
M & D SEED	9550 BNRR	U	39.0	10/13	2.4	42	28.4	49.6	47.2	47.6
MERSCHMAN	EVEREST 755RR	B	37.6	10/13	2.3	41	26.1	49.0		
MERSCHMAN	RUSHMORE 750RR	B	41.0	10/2	1.9	43	27.3	54.7		
SOUTHERN CROSS	DAMASCUS NRRSTS	F	39.5	10/2	2.5	45	25.4	53.7	47.9	
SOUTHERN STATES	RT 5160 N	F	37.0	10/8	2.7	45	31.5	42.6	43.7	
	AVERAGE		38.9	10/2	2.2	42	26.7	51.1	46.2	47.6
	L.S.D. 25% LEVEL		6.6		0.1	3	1.4	1.7		
	COEFF. OF VAR. (%)		23.0		8.4	9	9.4	5.9		

¹IST= Insecticide Seed Treatment: U= Untreated, F= Fungicide, B= Insecticide+Fungicide

2007 Soybean Test Results
Urbana: Roundup Resistant (7-inch row spacing)

COMPANY	* Producer Nominated VARIETY *	IST ¹	Yield bu/a	Maturity Date	Lodging	Height in	2 yr	3 yr
							Avg Yield bu/a	Avg Yield bu/a
MATURITY GROUP 2								
AGVENTURE	28G9 NRR*	F	58.1	9/8	1.9	36		
AGVENTURE	29G9 NRR*	F	60.0	9/2	2.1	35		
DAIRYLAND	DSR-2850 RRSTSHP*	B	55.6	9/8	2.4	43	58.9	
DAIRYLAND	DSR-2929 RR*	B	56.8	9/2	2.1	37	62.6	
HORIZON	H 288 N*	U	56.8	9/12	1.8	43	58.8	
HORIZON	H 296 N*	U	58.2	9/11	1.8	34		
KRUGER	EX 28A07	B	53.3	9/6	1.8	33		
MWS	2939 CRR	F	55.7	9/9	1.9	37		
NK BRAND	S 24-J1	B	55.3	9/1	1.3	28		
NK BRAND	S 27-L4*	B	54.0	9/7	1.4	34		
NK BRAND	S 28-B4*	B	56.1	9/3	1.9	35		
NK BRAND	S 28-Y2*	B	58.5	9/3	1.6	34		
NK BRAND	S 29-J6*	B	55.2	9/10	2.0	36	59.3	
SHEPHERD	SB 180 CNRR*	U	43.7	8/30	2.4	31		
SHEPHERD	SB 195 CNRR*	U	54.3	8/29	2.0	33		
SHEPHERD	SB 239 CNRR*	U	56.2	9/1	1.7	35		
SHEPHERD	SB 251 CNRR*	U	51.4	9/7	1.9	37		
SUN PRAIRIE	SP 2765 NRR*	U	61.6	9/7	2.1	34		
SUN PRAIRIE	SP 2896 NRR*	U	58.5	9/9	2.1	44		
SUN PRAIRIE	SP 2904 NRR*	U	60.0	9/8	1.7	37		
	AVERAGE		56.0	9/5	1.9	36	59.9	
	L.S.D. 25% LEVEL		3.3		0.2	2		
	COEFF. OF VAR. (%)		6.2		13.6	6		
MATURITY GROUP 3								
AGVENTURE	33G3 NRR*	F	62.3	9/11	2.2	37		
AGVENTURE	34G4 NRR*	F	58.4	9/18	2.6	40		
BECK	321 NRR	B	68.9	9/10	2.6	37	64.8	64.7
BECK	342 NRR	B	57.9	9/18	2.5	39	57.4	
BECK	354 NRR	B	53.5	9/14	2.3	39	52.8	54.7
BECK	307 NRR	B	61.5	9/12	2.1	34		
BECK	399 NRR	F	52.6	9/21	2.0	39		
CAMPBELL	347 NRR*	F	57.8	9/20	2.2	42		
DAIRYLAND	DSR-3130 RR*	B	56.8	9/9	2.8	40	53.1	
DAIRYLAND	DSR-3535 RR	B	54.2	9/17	2.5	37		
EXCEL	8309 NRR	B	62.2	9/11	1.8	36		
GREAT HEART	GT-314 CRR*	U	63.7	9/12	3.0	37		
GREAT HEART	GT-378 CRR*	U	57.2	9/15	2.4	38		
HORIZON	H 303 N*	U	61.3	9/10	2.9	36	57.8	
HORIZON	H 340 N*	F	59.8	9/19	2.1	39	58.5	
HORIZON	H 352 N*	F	64.4	9/16	2.3	35	61.6	62.0
HORIZON	H 356 N	U	58.1	9/12	2.0	39		
HORIZON	H 378 N	F	56.7	9/18	2.5	37		
HORIZON	H 399 N*	F	54.5	9/20	3.0	44	51.9	
KRUGER	K-316 RRSCN	B	59.0	9/9	2.0	35		
KRUGER	K-340 RRSCN	B	63.4	9/12	2.3	37	63.3	
KRUGER	K-348 RRSCN	B	56.3	9/15	2.3	40		
MIDLAND	MG 3836 NRRSTS	F	60.3	9/19	2.2	37		
NK BRAND	S 32-E2*	B	58.2	9/11	2.9	40		
NK BRAND	S 37-F7*	B	63.7	9/18	2.5	39		
NK BRAND	S 37-P5*	B	59.1	9/20	2.1	41		
NK BRAND	S 38-D5*	B	52.2	9/18	2.0	39		
NK BRAND	S 39-A3*	B	59.2	9/19	2.2	41		
NK BRAND	XR 3473	U	58.1	9/14	2.7	36		
SUN PRAIRIE	SP 3555 NRR*	U	54.9	9/20	3.1	37		
SUN PRAIRIE	SP 3602 NRR*	U	43.6	9/17	3.4	36		
SUN PRAIRIE	SP 3811 NRR*	U	55.3	9/18	2.5	39		
	AVERAGE		58.3	9/15	2.4	38	57.9	60.5
	L.S.D. 25% LEVEL		3.4		0.3	2		
	COEFF. OF VAR. (%)		6.1		13.4	5		
MATURITY GROUP 4								
HORIZON	H 406 N*	U	54.3	9/19	2.7	41	56.9	55.2
HORIZON	H 419 N	U	54.6	9/21	2.7	41		
HORIZON	H 422 N	U	51.9	9/22	2.8	40		
HORIZON	H 424 N*	U	51.9	9/20	2.0	38	53.9	
	AVERAGE		53.2	9/20	2.5	40	55.4	55.2
	L.S.D. 25% LEVEL		1.8		0.4	1		
	COEFF. OF VAR. (%)		5.6		23.9	3		

¹IST= Insecticide Seed Treatment: U= Untreated, F= Fungicide, B= Insecticide+Fungicide

**2007 Soybean Test Results
Region 1: Conventional (30-inch row spacing)**

COMPANY	*Producer Nominated VARIETY*	IST ¹	Regional Results				Erie Yield bu/a	Mt. Morris Yield bu/a	DeKalb Yield bu/a	2 yr Avg Yield bu/a	3 yr Avg Yield bu/a
			Yield bu/a	Maturity Date	Lodging	Height in					
MATURITY GROUP 2											
CLARKSON	ECR-J30*	U	57.7	9/23	3.5	46	64.5	58.7	49.9		
DAIRYLAND	DSR-22 STS-UL	B	56.4	9/12	3.8	36	49.0	68.8	51.5	56.7	
HORIZON	H 291 N*	U	63.6	9/21	3.7	42	67.9	70.6	52.2	62.6	
HORIZON	H 361 N*	U	59.3	9/26	3.9	42	59.0	62.9	56.0	62.6	
PIONEER	93M52	B	66.8	9/24	3.6	46	71.4	66.7	62.4		
PUBLIC	DWIGHT*	U	55.8	9/20	3.9	40	59.5	57.8	50.1	56.3	
PUBLIC	JACK*	U	56.2	9/20	4.3	49	57.5	62.1	49.0	57.1	
PUBLIC	LD 01-7323*	U	62.5	9/20	4.3	39	67.2	69.4	51.0		
PUBLIC	LD 02-4485*	U	59.0	9/17	4.1	39	61.8	63.0	52.1		
SCHILLINGER	277F HD	U	51.0	9/15	3.6	45	49.0	56.9	47.3		
SCHILLINGER	297F Y	U	59.3	9/24	3.4	43	60.8	63.7	53.3		
SHEPHERD	SB 222 SB*	U	60.5	9/15	4.2	38	62.4	66.0	53.2		
	AVERAGE		59.0	9/20	3.9	42	60.8	63.9	52.3	58.2	
	L.S.D. 25% LEVEL		3.9		0.2	2	1.8	2.3	1.9	58.7	
	COEFF. OF VAR. (%)		11.7		8.3	9	5.3	6.4	6.6		

¹IST= Insecticide Seed Treatment. U= Untreated, F= Fungicide, B= Insecticide+Fungicide

**2007 Soybean Test Results
Region 2: Conventional (30-inch row spacing)**

COMPANY	*Producer Nominated VARIETY*	IST ¹	Regional Results				Monmouth Yield bu/a	Goodfield Yield bu/a	Dwight Yield bu/a	2 yr Avg Yield bu/a	3 yr Avg Yield bu/a
			Yield bu/a	Maturity Date	Lodging	Height in					
MATURITY GROUP 2											
ASOYIA	2677	B	48.9	9/5	2.4	35	46.4	54.3	45.9		
ASOYIA	2787	B	49.7	9/4	2.8	40	47.9	58.6	42.5		
ASOYIA	2897	B	50.8	9/7	2.7	37	54.8	59.5	38.1		
HORIZON	H 291 N*	U	52.9	9/13	3.4	40	62.3	62.6	33.8	56.8	
PRAIRIE HYBRIDS	IP 2200	U	55.3	9/5	3.7	39	54.4	62.7	48.8		
PRAIRIE HYBRIDS	IP 2902 N*	U	45.0	9/13	3.4	42	47.8	54.0	33.2	50.5	
PRAIRIE HYBRIDS	IP 2991 N	U	51.5	9/11	2.0	38	48.4	62.2	43.9	55.6	
PUBLIC	DWIGHT*	U	51.2	9/10	3.1	38	48.2	61.1	44.4	54.8	
PUBLIC	JACK*	U	49.3	9/11	4.2	47	50.9	58.8	38.2	52.9	
PUBLIC	LD 01-7323*	U	55.2	9/11	3.8	35	51.3	66.0	48.3		
PUBLIC	LD 02-4485*	U	59.9	9/10	3.4	39	52.7	71.1	55.8		
ROESCHLEY	4229 C*	U	57.9	9/12	3.4	41	62.4	63.0	48.2		
SCHILLINGER	277F HD	U	43.3	9/7	3.2	41	43.0	50.2	36.5		
SCHILLINGER	297F Y	U	49.3	9/12	3.4	43	53.1	58.3	36.3		
SHEPHERD	SB 222 SB*	U	56.2	9/6	3.3	38	57.2	63.3	48.1		
WILKEN	W 2338 N	B	56.8	9/4	3.9	35	53.0	62.3	55.1		
WILKEN	W 2661 N*	B	55.9	9/12	2.7	42	53.2	65.9	48.5	57.1	
WILKEN	W 2694 N*	B	55.9	9/12	3.6	41	53.6	63.1	51.0	56.6	
	AVERAGE		52.5	9/9	3.2	39	52.3	60.9	44.3	54.9	
	L.S.D. 25% LEVEL		4.1		0.2	2	2.0	1.9	2.2	56.6	
	COEFF. OF VAR. (%)		14.2		11.1	9	7.0	5.5	8.8		
MATURITY GROUP 3											
AG ALUMNI	CLOJ095-4	U	47.9	9/20	3.7	44	42.2	54.3	47.1		
ASOYIA	3005	B	49.0	9/11	3.4	41	51.8	40.8	54.3		
ASOYIA	3125	B	42.0	9/13	3.3	44	46.9	32.9	46.3		
ASOYIA	3106 SCN	B	47.8	9/11	3.7	42	49.8	45.7	47.8		
CLARKSON	ECR-J30*	U	50.5	9/18	3.4	47	48.2	56.8	46.5		
HORIZON	H 361 N*	U	59.9	9/25	3.4	41	57.5	68.6	53.5	60.1	
PUBLIC	LD 01-5907*	U	48.9	9/21	3.7	43	40.6	58.3	47.9	61.3	
PUBLIC	MACON*	U	48.6	9/21	3.6	44	41.5	60.0	44.2	50.4	
PUBLIC	MAVERICK*	U	47.0	9/22	4.1	50	43.8	51.5	45.8	51.0	
PUBLIC	WILLIAMS 82*	U	38.0	9/23	3.6	53	34.5	34.9	38.5	37.2	
ROESCHLEY	3169 C	U	48.9	9/14	3.4	42	52.3	48.7	45.7	39.5	
WILKEN	W 3316 N*	B	49.9	9/16	3.7	44	45.4	51.9	52.5	53.4	
WILKEN	W 3423 N	B	52.1	9/16	3.7	42	49.9	54.3	52.1		
WILKEN	W 3490 N	B	52.2	9/27	3.5	50	47.4	59.0	50.2	55.8	
	AVERAGE		48.6	9/18	3.6	45	46.5	51.3	48.0	51.3	
	L.S.D. 25% LEVEL		5.5		0.1	3	1.8	1.9	2.1	51.3	
	COEFF. OF VAR. (%)		20.6		7.4	11	7.0	6.8	8.0		

¹IST= Insecticide Seed Treatment. U= Untreated, F= Fungicide, B= Insecticide+Fungicide

**2007 Soybean Test Results
Region 3: Conventional (30-inch row spacing)**

COMPANY	*Producer Nominated VARIETY*	IST ¹	Regional Results				Perry Yield bu/a	New Berlin Yield bu/a	Urbana Yield bu/a	2 yr Avg Yield bu/a	3 yr Avg Yield bu/a
			Yield bu/a	Maturity Date	Lodging	Height in					
MATURITY GROUP 2											
HORIZON	H 291 N*	U	55.9	9/13	2.6	37	49.7	63.6	54.4		
PRAIRIE HYBRIDS	IP 2200	U	50.1	8/31	2.6	36	34.5	57.9	57.8		
PRAIRIE HYBRIDS	IP 2902 N*	U	44.3	9/8	2.6	39	33.2	44.4	55.4	54.1	
PRAIRIE HYBRIDS	IP 2991 N	U	50.2	9/7	1.9	34	37.2	56.9	56.5	56.4	
PUBLIC	DWIGHT*	U	46.7	9/6	2.7	34	35.4	48.5	56.0	54.4	
PUBLIC	JACK*	U	44.2	9/6	3.9	48	33.8	45.6	53.3	49.0	
PUBLIC	LD 01-7323*	U	47.4	9/4	3.4	36	32.9	48.9	60.5		
PUBLIC	LD 02-4485*	U	56.3	9/6	3.1	36	45.6	58.9	64.4		
SHEPHERD	SB 222 SB*	U	49.1	8/31	2.6	34	29.6	58.5	59.2		
	AVERAGE		49.8	9/6	2.8	37	37.5	54.2	57.7	53.5	
	L.S.D. 25% LEVEL		4.3		0.4	2	1.4	1.1	1.4		
	COEFF. OF VAR. (%)		15.5		23.9	9	6.4	3.6	4.4		
MATURITY GROUP 3											
AG ALUMNI	CLOJ173-6-8	U	41.1	9/10	2.2	37	20.8	49.3	53.3	53.0	
ASOYIA	3005	B	45.1	9/6	2.4	38	22.5	54.7	58.2		
ASOYIA	3125	B	37.8	9/8	2.5	38	19.6	46.0	47.8		
ASOYIA	3257	B	36.3	9/14	2.1	38	18.5	43.6	46.8		
ASOYIA	3106 SCN	B	34.2	9/5	3.1	37	22.2	40.8	39.6		
ASOYIA	3517 SCN	B	47.9	9/16	1.7	37	34.3	57.4	52.0		
ASOYIA	3867 SCN	B	49.5	9/18	2.1	38	35.6	57.7	55.2		
CLARKSON	ECR-J30*	U	37.3	9/9	2.9	43	20.8	46.7	44.3		
EXCEL	6397 NN	U	44.0	9/17	2.2	41	27.1	50.3	54.7		
FS HISOY	HS 38C60*	B	46.8	9/23	2.4	44	38.3	55.2	46.8		
HORIZON	H 361 N*	U	50.4	9/19	2.6	39	41.6	55.0	54.5	58.0	
PRAIRIE HYBRIDS	IP 3400 N	U	46.6	9/14	3.0	43	41.5	49.3	48.9		
PUBLIC	LD 01-5907*	U	48.3	9/15	2.7	39	38.9	50.0	55.8		
PUBLIC	MACON*	U	40.1	9/15	2.7	41	23.4	45.1	52.0	51.6	
PUBLIC	MAVERICK*	U	40.0	9/16	3.3	48	25.3	46.0	48.6	47.7	
PUBLIC	WILLIAMS 82*	U	32.5	9/22	3.0	44	20.3	37.9	39.1	39.6	
US SOY	20333	U	48.3	9/17	3.0	41	32.2	57.1	55.8		
US SOY	20735*	U	40.2	9/21	2.4	38	23.0	50.1	47.7		
US SOY	20738*	U	35.8	9/20	2.8	42	16.5	44.5	46.5		
WILKEN	W 3490 N	B	49.1	9/23	2.3	46	45.1	55.1	47.0	55.8	
	AVERAGE		42.6	9/15	2.6	41	28.4	49.6	49.7	51.0	
	L.S.D. 25% LEVEL		4.6		0.3	2	3.0	1.9	3.0		
	COEFF. OF VAR. (%)		19.7		18.8	8	10.9	4.0	6.2		
MATURITY GROUP 4											
PUBLIC	LD 00-3309*	U	40.8	9/18	2.3	39	21.6	48.8	52.0		
PUBLIC	LD 02-7222P*	U	45.6	9/23	2.2	38	30.8	52.8	53.3		
US SOY	20145	U	40.1	9/28	2.4	42	26.0	47.2	46.9		
	AVERAGE		42.2	9/23	2.3	39	26.2	49.6	50.7		
	L.S.D. 25% LEVEL		2.8		0.2	1	0.2	0.9	1.1		
	COEFF. OF VAR. (%)		10.5		16.8	5	1.5	2.9	3.7		

¹IST= Insecticide Seed Treatment: U= Untreated, F= Fungicide, B= Insecticide+Fungicide

**2007 Soybean Test Results
Region 4: Conventional (30-inch row spacing)**

COMPANY	*Producer Nominated VARIETY*	IST ¹	Regional Results			Height in	St. Peter	Belleville	2 yr	3 yr
			Yield bu/a	Maturity Date	Lodging		Yield bu/a	Yield bu/a	Avg Yield bu/a	Avg Yield bu/a
MATURITY GROUP 3										
FS HISOY	HS 38C60*	B	52.2	9/13	3.1	49	38.8	65.7		
HOFFMAN	H 387	B	50.2	9/13	3.8	43	38.1	62.4		
HORIZON	H 361 N*	U	49.5	9/12	3.4	43	41.7	57.3		
PIONEER	93M52	B	46.5	9/9	3.6	42	38.5	54.6	49.7	
PUBLIC	LD 01-5907*	U	45.0	9/11	3.5	40	39.6	50.5		
PUBLIC	MACON*	U	39.9	9/11	3.2	43	32.3	47.6	43.6	46.0
PUBLIC	MAVERICK*	U	44.2	9/9	3.8	50	39.9	48.5	46.8	48.7
PUBLIC	WILLIAMS 82*	U	37.1	9/14	3.7	48	24.6	49.6	37.2	39.3
SOUTHERN CROSS	HOSHEA N	F	48.9	9/15	2.0	47	39.1	58.8	51.0	52.6
US SOY	20333	U	44.4	9/10	3.3	45	34.3	54.6		
US SOY	20735*	U	42.7	9/14	3.1	39	32.8	52.6		
US SOY	20738*	U	41.6	9/13	3.1	44	31.5	51.6		
	AVERAGE		45.2	9/12	3.3	44	35.9	54.5	45.6	46.7
	L.S.D. 25% LEVEL		4.7		0.6	1	1.4	1.9		
	COEFF. OF VAR. (%)		15.0		24.4	4	6.9	6.4		
MATURITY GROUP 4										
FS HISOY	HS 4426*	B	51.4	9/23	2.4	49	42.1	60.7		
HOFFMAN	H 437	B	44.0	9/15	3.1	45	35.8	52.2		
HOFFMAN	H 445	B	38.0	9/17	2.9	48	25.1	51.0		
PUBLIC	INA*	U	44.3	9/19	3.8	54	37.9	50.7	48.4	49.5
PUBLIC	LD 00-2817*	U	44.4	9/17	3.3	46	34.0	54.8	48.3	50.8
PUBLIC	LD 00-3309*	U	43.4	9/14	2.5	43	36.4	50.4	48.4	51.1
PUBLIC	LD 02-7222P*	U	49.1	9/16	3.0	43	39.8	58.3		
SCHILLINGER	435.TCS	U	48.6	9/18	2.8	41	34.5	62.8		
SCHILLINGER	446F.HP	U	41.6	9/15	2.5	44	38.4	44.8		
SOUTHERN CROSS	BENJAMIN N	F	46.5	9/17	3.1	46	36.0	56.9	50.0	52.7
US SOY	20145	U	43.3	9/22	2.7	45	32.8	53.9		
	AVERAGE		45.1	9/18	2.9	46	36.0	54.2	48.8	51.0
	L.S.D. 25% LEVEL		5.1		0.6	3	1.4	1.4		
	COEFF. OF VAR. (%)		16.0		28.1	8	7.1	4.6		

¹IST= Insecticide Seed Treatment: U= Untreated, F= Fungicide, B= Insecticide+Fungicide

**2007 Soybean Test Results
Region 5: Conventional (30-inch row spacing)**

COMPANY	*Producer Nominated VARIETY*	IST ¹	Regional Results			Height in	Elkville	Harrisburg	2 yr	3 yr
			Yield bu/a	Maturity Date	Lodging		Yield bu/a	Yield bu/a	Avg Yield bu/a	Avg Yield bu/a
MATURITY GROUP 3										
HOFFMAN	H 387	B	42.4	9/10	2.5	39	28.8	56.1		
PUBLIC	LD 01-5907*	U	41.3	9/5	2.3	37	32.2	50.4		
PUBLIC	MACON*	U	37.1	9/8	2.2	39	22.3	52.0	44.2	48.1
PUBLIC	MAVERICK*	U	39.3	9/6	2.9	46	26.5	52.2	44.4	48.8
PUBLIC	WILLIAMS 82*	U	33.6	9/10	2.8	43	25.4	41.8	39.9	42.8
SOUTHERN CROSS	HOSHEA N	F	46.6	9/12	1.3	41	35.0	58.2	50.9	54.1
	AVERAGE		40.1	9/8	2.3	41	28.4	51.8	44.8	48.5
	L.S.D. 25% LEVEL		4.8		0.6	2	1.1	0.6		
	COEFF. OF VAR. (%)		15.8		33.1	6	6.6	1.9		
MATURITY GROUP 4										
FS HISOY	HS 4426*	B	46.0	9/27	1.7	40	31.8	60.2		
HOFFMAN	H 437	B	39.0	9/8	1.8	39	25.7	52.2		
HOFFMAN	H 445	B	36.0	9/21	2.1	43	22.5	49.5		
PUBLIC	INA*	U	36.9	9/15	3.0	47	28.1	45.6	44.0	47.3
PUBLIC	LD 00-2817*	U	42.8	9/16	2.0	42	27.5	58.0	47.6	51.2
PUBLIC	LD 00-3309*	U	39.5	9/7	1.8	38	26.0	53.0	44.9	49.5
PUBLIC	LD 02-7222P*	U	43.1	9/14	1.8	39	26.5	59.7		
SOUTHERN CROSS	BENJAMIN N	F	43.6	9/19	2.2	41	31.7	55.4	48.4	51.7
	AVERAGE		40.8	9/16	2.0	41	27.5	54.2	46.2	49.9
	L.S.D. 25% LEVEL		4.1		0.2	2	1.2	1.7		
	COEFF. OF VAR. (%)		14.0		13.9	6	7.9	5.4		

¹IST= Insecticide Seed Treatment: U= Untreated, F= Fungicide, B= Insecticide+Fungicide

2007 Soybean Test Results
Urbana: Conventional (7-inch row spacing)

COMPANY	*Producer Nominated VARIETY*	IST ¹	Yield bu/a	Maturity Date	Lodging	Height in	2 yr Avg Yield bu/a	3 yr Avg Yield bu/a
MATURITY GROUP 2								
HORIZON	H 291 N*	U	60.7	9/7	2.8	36	61.4	60.0
PUBLIC	DWIGHT*	U	61.6	9/7	2.2	36	62.8	58.7
PUBLIC	JACK*	U	57.5	9/6	3.5	46	57.0	54.4
PUBLIC	LD 01-7323*	U	63.0	9/6	1.8	28		
PUBLIC	LD 02-4485*	U	69.0	9/4	2.7	34		
SHEPHERD	SB 222 SB*	U	60.3	8/31	2.5	30		
	AVERAGE		62.0	9/5	2.6	35	60.4	57.7
	L.S.D. 25% LEVEL		2.5		0.2	1		
	COEFF. OF VAR. (%)		7.2		11.7	7		
MATURITY GROUP 3								
CLARKSON	ECR-J30*	U	59.7	9/13	2.5	40		
HORIZON	H 361 N*	U	66.9	9/18	2.5	39	64.0	62.3
PUBLIC	LD 01-5907*	U	60.8	9/13	3.5	37		
PUBLIC	MACON*	U	58.8	9/13	3.3	39	57.7	60.0
PUBLIC	MAVERICK*	U	57.2	9/18	3.7	48	51.0	53.9
PUBLIC	WILLIAMS 82*	U	46.8	9/20	2.8	47	41.7	43.5
	AVERAGE		58.4	9/15	3.1	42	53.6	54.9
	L.S.D. 25% LEVEL		1.5		0.2	1		
	COEFF. OF VAR. (%)		4.5		10.2	6		
MATURITY GROUP 4								
PUBLIC	INA*	U	43.1	9/23	4.2	46		
PUBLIC	LD 00-2817*	U	54.8	9/22	3.2	46		
PUBLIC	LD 00-3309*	U	55.1	9/19	3.2	43		
PUBLIC	LD 02-7222P*	U	61.6	9/19	2.8	42		
	AVERAGE		53.7	9/20	3.3	44		
	L.S.D. 25% LEVEL		1.7		0.2	1		
	COEFF. OF VAR. (%)		5.3		9.7	3		

¹IST= Insecticide Seed Treatment: U= Untreated, F= Fungicide, B= Insecticide+Fungicide



UNIVERSITY OF ILLINOIS-URBANA



3 0112 083553583

UNIVERSITY OF ILLINOIS-URBANA



3 0112 083554060

METAL EDGE, INC
Enhance 8.0 to 10.0
Add From
Based on V.A.T.
2007
000-862-2228