



UC-NRLF




B 4 031 752









The Bureau of Educational Research was established by act of the Board of Trustees June 1, 1918. It is the purpose of the Bureau to conduct original investigations in the field of education, to summarize and bring to the attention of school people the results of research elsewhere, and to be of service to the schools of the state in other ways.

The results of original investigations carried on by the Bureau of Educational Research are published in the form of bulletins. A complete list of these publications is given on the back cover of this bulletin. At the present time five or six original investigations are reported each year. The accounts of research conducted elsewhere and other communications to the school men of the state are published in the form of educational research circulars. From ten to fifteen of these are issued each year.

The Bureau is a department of the College of Education. Its immediate direction is vested in a Director, who is also an instructor in the College of Education. Under his supervision research is carried on by other members of the Bureau staff and also by graduate students who are working on theses. From this point of view the Bureau of Educational Research is a research laboratory for the College of Education.

BUREAU OF EDUCATIONAL RESEARCH
College of Education
University of Illinois, Urbana

BULLETIN NO. 13

BUREAU OF EDUCATIONAL RESEARCH
COLLEGE OF EDUCATION

THE STATUS OF THE SOCIAL SCIENCES IN
THE HIGH SCHOOLS OF THE NORTH
CENTRAL ASSOCIATION

by

WALTER S. MONROE
Director, Bureau of Educational Research

and

I. O. FOSTER
Instructor, University High School

PRICE 50 CENTS

PUBLISHED BY THE UNIVERSITY OF ILLINOIS, URBANA
1922



TABLE OF CONTENTS

| | |
|--|----|
| Preface..... | 5 |
| Chapter I. Introduction..... | 7 |
| Chapter II. Summary of Questions..... | 11 |
| Chapter III. Summary by Subjects..... | 26 |
| (<i>a</i>) Ancient History..... | 26 |
| (<i>b</i>) Ancient and Medieval History..... | 27 |
| (<i>c</i>) Medieval History..... | 28 |
| (<i>d</i>) Medieval and Modern History..... | 29 |
| (<i>e</i>) Modern History..... | 30 |
| (<i>f</i>) English History..... | 31 |
| (<i>g</i>) General History..... | 31 |
| (<i>h</i>) American History..... | 32 |
| (<i>i</i>) Community Civics..... | 33 |
| (<i>j</i>) Civics..... | 33 |
| (<i>k</i>) Vocational Civics..... | 34 |
| (<i>l</i>) Economics..... | 35 |
| (<i>m</i>) Sociology..... | 36 |
| (<i>n</i>) Social Science..... | 37 |
| (<i>o</i>) Educational Guidance..... | 37 |
| (<i>p</i>) Vocational Guidance..... | 38 |

Digitized by the Internet Archive
in 2007 with funding from
Microsoft Corporation

THE STATUS OF THE SOCIAL SCIENCES IN THE HIGH SCHOOLS OF THE NORTH CENTRAL ASSOCIATION

CHAPTER I.

INTRODUCTION.

The purpose and method of this investigation. This study was undertaken for the purpose of collecting facts pertaining to the place occupied by the various social sciences in the curriculums of the high schools of the North Central Association of Colleges and Secondary Schools. In addition, certain questions relating to the general procedure of instruction were included. The specific questions asked are given on p. 8. The questionnaire blank was sent to 1273 secondary schools belonging to the North Central Association, and approximately one-half of these blanks were returned. Some were improperly filled out and had to be rejected. Others arrived too late to be included in the tabulations. The tables on the following pages are based upon the total of 475 replies.

The questionnaire blank. The questionnaire blank was printed as a four-page folder—eight and one-half by eleven. A portion of it, the general explanation, and the specific directions for answering each of the questions are reproduced here. Additional columns were added so that the following sixteen social science subjects were included in the blank:

| | |
|------------------------------|----------------------|
| Ancient History | Community Civics |
| Ancient and Medieval History | Civics |
| Medieval History | Vocational Civics |
| Medieval and Modern History | Economics |
| Modern History | Sociology |
| English History | Social Science |
| General History | Educational Guidance |
| American History | Vocational Guidance |

| Name.....Date..... | Ancient History | | Ancient and Medieval History | | Medieval History | |
|---|-----------------|---|------------------------------|---|------------------|---|
| School.....Address..... | | | | | | |
| 1. In what years and semesters are these subjects offered? | | | | | | |
| 2. If pupils from other years are admitted, state the years | | | | | | |
| 3. How many pupils were enrolled last semester?..... | | | | | | |
| 4. How many pupils are now enrolled?..... | | | | | | |
| 5. Is this a required subject?..... | | | | | | |
| 6. Is this subject generally liked by the students?..... | | | | | | |
| 7. Does the class study the entire period covered by the text?.. | | | | | | |
| 8. If not, what are the date limits?..... | | | | | | |
| 9. Is notebook work required?..... | | | | | | |
| 10. Is the stereopticon used?..... | | | | | | |
| 11. Do you plan to offer this course again?..... | | | | | | |
| 12. Check the courses in which current events are taught..... | | | | | | |
| 13. How many weeks are required to complete this course?..... | | | | | | |
| 14. How many minutes per week are spent in recitations?..... | | | | | | |
| 15. Is supervised study used often?..... | | | | | | |
| 16. Is the socialized recitation commonly used?..... | | | | | | |
| 17. How long have these subjects been offered?..... | | | | | | |
| 18. Check any courses that have proved unsuccessful..... | | | | | | |
| 19. Do you feel that more social science should be taught?..... | | | | | | |
| 20. Check the courses that you feel the pupils should be required to take?..... | | | | | | |
| 21. Give on line 1 for each subject: the author, the basic text, the date of its copyright, and the publisher. If supplementary texts are used give on line 2 the same information for the <i>most important</i> . | 2 | 1 | 2 | 1 | 2 | 1 |

Explanation and direction for answering questions. On the inside of this folder a number of questions are asked concerning social science studies. Ancient History, Ancient and Medieval History, Medieval History, Medieval and Modern History, Modern History, English

History, Civics, Economics, and Sociology need no explanation. General History is a course from the beginning of history to the present time. American History may be only the history of the United States or it may be that of the entire western hemisphere. Community Civics is a course of civics that puts most of its emphasis on the local community. Vocational Civics acquaints the pupils with various callings or vocations. A detailed study of each may or may not be made. Social Science is a mixture of any of the social studies. It is to the social sciences what General Science is to the natural sciences. Educational Guidance here means a specific course which is intended to direct the pupil's studies along lines most profitable to him; it opens up and explains new fields to him. Vocational Guidance is the direction of the pupil toward those vocations which best suit his abilities and interests. The blanks are left for you to designate any other social study which your school offers.

Each question is explained below and specific directions are given for answering it. The numbers refer to the questions. It is suggested that all the blanks for question 1 should be filled in before you pass to question 2, etc. Each question should be answered under each subject that is offered by your school unless the following directions state otherwise.

1. Put the year in Roman numerals and the semester of the year in Arabic numerals. If Civics is offered only to Seniors in the second semester, under Civics and opposite the first question you will write IV-2, etc.

2. If pupils from other years or semesters are not permitted to take any subject, write under it and opposite question 2 the word "No." If all are admitted, write "All." If the course is open only to certain years or semesters other than expressed in 1, explain by giving the years and semesters, as in question 1.

3. Give the numbers as nearly exact as possible, as 348.

4. Give the numbers as nearly exact as possible, as 125.

5. Answer in the appropriate space, "Yes" or "No."

6. Answer in the appropriate space, "Yes" or "No."

7. Answer in the appropriate space, "Yes" or "No."

8. This applies only to history. If in Ancient History the work ends at 476, write "to 476" in the appropriate space. If the work in Medieval History extends from 800 to 1700, write in the appropriate space "800-1700." It is very important that this question be answered. English History, American History, and General History are assumed to cover the traditional period; if not, state your practice.

9. Answer "Yes" or "No."

10. Answer "Yes" or "No."

11. Answer "Yes" or "No."

12. Put a check (✓) or a cross (×) in the appropriate spaces.

13. Give the exact number, as 36.

14. Give the exact number, as 250.

15. Answer "Yes" or "No."

16. Answer "Yes" or "No."

17. Answer in numerals, as "2½" for two and one-half years. If the subject has been offered longer than three years, answer "3."

18. Either a check or a cross may be used. If the cause of failure is known, please state it on the last page of this report.

19. Answer "Yes" or "No."

20. Check, as in 12 and 18.

21. This question is very important. If in Ancient History the basic text is "Breasted, Ancient Times," write "Breasted, Ancient Times, 1916, Ginn and Company." If Webster's Ancient History is used for supplementary work, write on line 2 "Webster, Ancient History, 1913, D. C. Heath." Count as supplementary texts only books covering the whole subject, which are not library reference books.

Any additional information or remarks may be placed on the last page of this sheet. Any experience that will throw light on this problem is welcomed. Any syllabus or course of study that you may send us will be much appreciated.

General plan of tabulating the replies. As the replies were received from high schools varying widely in total enrollment, the following groups based upon total enrollment were formed:

| Group | Enrollment | Number of schools |
|-------|------------|-------------------|
| I | 1-150 | 122 |
| II | 151-400 | 197 |
| III | 401-800 | 83 |
| IV | 801-above | 73 |
| | | Total.....475 |

When no entry was made in the column for a given subject it was assumed that this subject was not taught in the high school reporting. The number of high schools in each group not teaching a given subject is found in the last column of the first five tables. Although these numbers are not repeated in subsequent tables it is necessary to keep in mind the fact that the different subjects are not taught in all of the high schools. In a number of instances some of the questions were answered for a given subject but no entry made for other questions. In such cases it was assumed that the subject was taught in the high school but for some reason the one replying to the questionnaire blank either was unable to answer the particular questions or had overlooked them. In the first five tables column nine gives the number of schools not answering the first question for each subject. Similar columns are not given for all of the tables. In the case of those tables which consist of percents apparent discrepancies due to the failure of entries to total one hundred are caused by the fact that the question was not answered by certain schools reporting. In order to economize space the percent of such schools was omitted. However, in any case it can be obtained by adding the percents given and subtracting their sum from one hundred.

General plan of report. It is interesting and illuminating to consider the information collected from two points of view: first, by questions, and second, by subjects. For obvious reasons it was necessary to make the tabulations by questions. The more important tables are reproduced on the following pages. These will be described briefly in Chapter II and certain significant facts for each subject pointed out in Chapter III.

CHAPTER II.

SUMMARY OF QUESTIONS.

Status of social sciences in secondary schools. The answers to the first four questions¹ indicate the place occupied by the various social sciences in the curriculums of the secondary schools of the North Central Association. Tables I, II, III, IV, and V give the semester or semesters in which each of the subjects is taught. For example, thirty-eight schools report that Ancient History is taught during the first semester of the first year, thirty-five during the second semester, and so on. One significant thing about these tables is the variability of practice. Although there is a fair concentration of frequencies, most of the subjects are reported as being taught in practically all of the four years. The number of schools not teaching the subjects is also significant. With the exception of American History which is not taught in four schools and Civics which is not taught in fifty-seven schools, no social science subjects can lay claim to being universally taught. Only five subjects—Ancient History, American History, Civics, Economics and Modern History—are reported as being taught in more than 50 percent of the schools. In addition to the variation of practice shown by these tables, the answers to the second question, which are not summarized in this report, indicate considerable leniency in admitting students from other years.

The tabulations of the answers to questions 3 and 4 are not reproduced here. They show in the first group of schools a median enrollment of from twenty to thirty-six, except for the last five subjects. In the second group of schools the median enrollment varies from thirteen to fifty-six. In the third group the variation is from twenty-six to one hundred thirty-eight, and in the fourth, from forty-two to two hundred thirty-eight. In general, the enrollments for the second semester are slightly less. One significant thing is the rather extreme variation in the enrollment for a given subject within

¹1. In what years and semesters are these subjects offered? 2. If pupils from other years are admitted, state the years. 3. How many pupils were enrolled last semester? 4. How many pupils are now enrolled?

TABLE I. SHOWING YEARS AND SEMESTERS IN WHICH VARIOUS SOCIAL SCIENCES ARE TAUGHT IN HIGH SCHOOLS (Group I. Enrollment, 1-150. 122 High Schools Reporting)

| Subject | Year and Semester | | | | | | | | No Answer | Not Taught |
|-----------------------------------|-------------------|----|----|----|-----|----|----|----|-----------|------------|
| | I | | II | | III | | IV | | | |
| | 1 | 2 | 1 | 2 | 1 | 2 | 1 | 2 | | |
| Ancient History..... | 38 | 35 | 33 | 33 | 4 | 4 | 2 | 2 | 1 | 44 |
| Ancient and Medieval History..... | 6 | 7 | 18 | 19 | 3 | 3 | | | | 87 |
| Medieval History..... | 1 | 2 | 7 | 4 | 5 | 2 | 1 | | | 108 |
| Medieval and Modern History..... | | | 25 | 24 | 25 | 25 | 3 | 3 | | 67 |
| Modern History..... | 1 | 2 | 13 | 17 | 18 | 21 | 3 | 4 | | 70 |
| English History..... | 1 | 1 | 1 | 1 | 7 | 7 | | 1 | | 109 |
| General History..... | 2 | 2 | 5 | 5 | 1 | 1 | | | | 112 |
| American History..... | | | | | 33 | 14 | 74 | 37 | | 3 |
| Community Civics..... | 17 | 11 | 1 | 3 | 3 | 2 | 1 | 6 | | 84 |
| Civics..... | 1 | 2 | 1 | 2 | 7 | 25 | 26 | 64 | | 13 |
| Vocational Civics..... | 4 | 4 | 3 | 2 | 1 | 1 | | | 1 | 115 |
| Economics..... | | 1 | | 3 | 17 | 8 | 29 | 18 | | 56 |
| Sociology..... | | | | 1 | 7 | 17 | 13 | 27 | | 75 |
| Social Science..... | | 1 | | 1 | | 2 | | 1 | | 120 |
| Educational Guidance... | | | | | | 2 | | 3 | | 119 |
| Vocational Guidance..... | 1 | | 1 | 2 | 1 | 1 | 1 | | 1 | 116 |

TABLE II. SHOWING YEARS AND SEMESTERS IN WHICH VARIOUS SOCIAL SCIENCES ARE TAUGHT IN HIGH SCHOOLS (Group II. Enrollment 151-400. 197 High Schools Reporting)

| Subject | Year and Semester | | | | | | | | No Answer | Not Taught |
|-----------------------------------|-------------------|----|----|----|-----|----|-----|-----|-----------|------------|
| | I | | II | | III | | IV | | | |
| | 1 | 2 | 1 | 2 | 1 | 2 | 1 | 2 | | |
| Ancient History..... | 46 | 44 | 59 | 50 | 5 | 4 | 1 | 1 | | 93 |
| Ancient and Medieval History..... | 31 | 35 | 56 | 56 | 3 | 4 | 2 | 3 | | 121 |
| Medieval History..... | 2 | 7 | 4 | 13 | 4 | 1 | | | | 171 |
| Medieval and Modern History..... | | 1 | 37 | 34 | 42 | 48 | 1 | 1 | | 115 |
| Modern History..... | 1 | 2 | 47 | 48 | 75 | 72 | 9 | 11 | | 83 |
| English History..... | 2 | 1 | 2 | | 15 | 16 | 4 | 2 | | 175 |
| General History..... | 3 | 2 | 11 | 12 | 5 | 5 | 3 | 3 | | 180 |
| American History..... | | | | | 39 | 24 | 166 | 105 | | 0 |
| Community Civics..... | 41 | 38 | 9 | 10 | 2 | 5 | 1 | 6 | | 122 |
| Civics..... | 4 | 3 | 6 | 3 | 28 | 40 | 51 | 116 | | 26 |
| Vocational Civics..... | 4 | 6 | 1 | 2 | | | 1 | 1 | | 182 |
| Economics..... | 1 | 1 | 4 | 4 | 31 | 41 | 50 | 60 | | 68 |
| Sociology..... | 1 | 1 | 2 | 2 | 14 | 22 | 26 | 37 | | 130 |
| Social Science..... | 1 | 2 | 1 | 1 | 1 | | 5 | 6 | | 185 |
| Educational Guidance... | | | | | | | | | 3 | 194 |
| Vocational Guidance..... | 2 | 5 | 2 | 1 | | | 1 | | | 187 |

TABLE III. SHOWING YEARS AND SEMESTERS IN WHICH VARIOUS SOCIAL SCIENCES ARE TAUGHT IN HIGH SCHOOLS
(Group III. Enrollment, 401-800. 83 High Schools Reporting)

| Subject | Year and Semester | | | | | | | | No Answer | Not Taught |
|-----------------------------------|-------------------|----|----|----|-----|----|----|----|-----------|------------|
| | I | | II | | III | | IV | | | |
| | 1 | 2 | 1 | 2 | 1 | 2 | 1 | 2 | | |
| Ancient History..... | 22 | 17 | 21 | 17 | 1 | 1 | 1 | | | 42 |
| Ancient and Medieval History..... | 18 | 19 | 28 | 29 | 3 | 3 | | | | 45 |
| Medieval History..... | 1 | 3 | 3 | 8 | 5 | 5 | 1 | 1 | | 67 |
| Medieval and Modern History..... | | 1 | 19 | 14 | 12 | 12 | 2 | 1 | | 54 |
| Modern History..... | | | 21 | 21 | 32 | 31 | 2 | 2 | | 32 |
| English History..... | 1 | 1 | 2 | 2 | 10 | 9 | 2 | | | 68 |
| General History..... | 1 | 1 | 7 | 7 | 1 | 1 | | 1 | 1 | 77 |
| American History..... | | | 2 | 1 | 22 | 20 | 64 | 39 | | 1 |
| Community Civics..... | 18 | 17 | 1 | 1 | | | 1 | 2 | | 55 |
| Civics..... | | | 4 | 6 | 16 | 15 | 22 | 52 | | 10 |
| Vocational Civics..... | 2 | 3 | | 1 | | | | | 2 | 75 |
| Economics..... | | | 2 | 2 | 11 | 14 | 27 | 31 | | 21 |
| Sociology..... | | | 2 | 1 | 2 | 8 | 10 | 12 | | 58 |
| Social Science..... | 1 | 1 | | | | | 1 | 2 | 1 | 77 |
| Educational Guidance... | 1 | | | | | | 1 | | 1 | 80 |
| Vocational Guidance..... | | 2 | 2 | | | | | | 1 | 78 |

TABLE IV. SHOWING YEARS AND SEMESTERS IN WHICH VARIOUS SOCIAL SCIENCES ARE TAUGHT IN HIGH SCHOOLS
(Group IV. Enrollment 801 and over. 73 High Schools Reporting)

| Subject | Year and Semester | | | | | | | | No Answer | Not Taught |
|-----------------------------------|-------------------|----|----|----|-----|----|----|----|-----------|------------|
| | I | | II | | III | | IV | | | |
| | 1 | 2 | 1 | 2 | 1 | 2 | 1 | 2 | | |
| Ancient History..... | 16 | 12 | 15 | 18 | 2 | 2 | 2 | 2 | 1 | 36 |
| Ancient and Medieval History..... | 16 | 16 | 16 | 16 | 3 | 3 | | | | 39 |
| Medieval History..... | 1 | 7 | 5 | 3 | 9 | 3 | | | | 51 |
| Medieval and Modern History..... | | 1 | 7 | 8 | 9 | 8 | 1 | 1 | | 52 |
| Modern History..... | | | 21 | 22 | 23 | 27 | 7 | 4 | | 19 |
| English History..... | | | 3 | 4 | 14 | 17 | 2 | 2 | | 52 |
| General History..... | | | 2 | 2 | 1 | 1 | | | | 67 |
| American History..... | | | 1 | 1 | 13 | 13 | 54 | 49 | | 0 |
| Community Civics..... | 17 | 11 | 4 | 4 | | | 3 | 3 | 1 | 40 |
| Civics..... | | | 4 | 4 | 11 | 9 | 35 | 45 | 1 | 8 |
| Vocational Civics..... | 4 | 2 | 3 | 1 | 1 | | | | 1 | 65 |
| Economics..... | | | | 1 | 11 | 12 | 30 | 37 | | 14 |
| Sociology..... | | 1 | | | 3 | 4 | 8 | 11 | 1 | 56 |
| Social Science..... | | | 5 | 3 | | | 4 | 3 | | 62 |
| Educational Guidance... | | | | | | | | | | 73 |
| Vocational Guidance..... | 2 | 1 | 3 | 3 | | | 1 | 1 | | 67 |

TABLE V. SHOWING YEARS AND SEMESTERS IN WHICH VARIOUS SOCIAL SCIENCES ARE TAUGHT IN HIGH SCHOOLS

(Total. 475 High Schools Reporting)

| Subject | Year and Semester | | | | | | | | No Answer | Not Taught |
|-----------------------------------|-------------------|-----|-----|-----|-----|-----|-----|-----|-----------|------------|
| | I | | II | | III | | IV | | | |
| | 1 | 2 | 1 | 2 | 1 | 2 | 1 | 2 | | |
| Ancient History..... | 122 | 108 | 128 | 118 | 12 | 11 | 6 | 5 | 2 | 215 |
| Ancient and Medieval History..... | 71 | 77 | 118 | 120 | 12 | 13 | 2 | 3 | | 292 |
| Medieval History..... | 5 | 19 | 19 | 28 | 23 | 11 | 2 | 1 | | 397 |
| Medieval and Modern History..... | | 3 | 88 | 80 | 88 | 93 | 7 | 6 | | 288 |
| Modern History..... | 2 | 4 | 102 | 108 | 148 | 151 | 21 | 21 | | 204 |
| English History..... | 4 | 3 | 8 | 7 | 46 | 49 | 8 | 5 | | 404 |
| General History..... | 6 | 5 | 25 | 26 | 8 | 8 | 3 | 4 | 1 | 436 |
| American History..... | | | 3 | 2 | 107 | 71 | 358 | 230 | | 4 |
| Community Civics..... | 93 | 77 | 15 | 18 | 5 | 7 | 6 | 17 | 1 | 301 |
| Civics..... | 5 | 5 | 15 | 15 | 62 | 89 | 134 | 277 | 1 | 57 |
| Vocational Civics..... | 14 | 15 | 7 | 6 | 2 | 1 | 1 | 1 | 4 | 437 |
| Economics..... | 1 | 2 | 6 | 10 | 70 | 75 | 136 | 146 | | 159 |
| Sociology..... | 1 | 2 | 4 | 4 | 26 | 51 | 57 | 87 | 1 | 319 |
| Social Science..... | 2 | 4 | 6 | 5 | 1 | 2 | 10 | 12 | 1 | 444 |
| Educational Guidance.... | 1 | | | | | 2 | 1 | 3 | 4 | 466 |
| Vocational Guidance.... | 5 | 8 | 8 | 6 | 1 | 1 | 3 | 1 | 2 | 448 |

a group of schools. Differences in the total enrollment must, of course, be kept in mind, but even so some of the variations seem of especial interest. For example, in Group I two schools reported an enrollment in Ancient History of between one hundred and one hundred twenty-five. Since no schools in this group have a total enrollment greater than one hundred fifty, all but a very few students in these two schools were studying Ancient History. Similar conditions for Ancient History as well as for other subjects are found in the other groups. This suggests that in many cases the course of study is in a state of change, or that distinctly different policies with reference to educational guidance are being followed in different schools.

The scope and content of the various social sciences. Questions² 7, 8, 12, 19 and 21 furnish information relative to the content

²7. Does the class study the entire period covered by the text? 8. If not, what are the date limits? 12. Check the courses in which current events are taught? 19. Do you feel that more social science should be taught? 21. Give on line 1 for each subject: the author, the basic text, the date of its copyright, and the publisher.

TABLE VI. PERCENT OF HIGH SCHOOLS IN WHICH THE CLASSES STUDY THE ENTIRE PERIOD COVERED BY THE TEXT
(Based Upon Only Those Schools in Which the Subject is Taught)

| Subject | Group I | | Group II | | Group III | | Group IV | | Total | |
|---------------------------|-----------|---------------|-----------|---------------|-----------|---------------|-----------|---------------|-----------|---------------|
| | Text Fol. | Text not Fol. | Text Fol. | Text not Fol. | Text Fol. | Text not Fol. | Text Fol. | Text not Fol. | Text Fol. | Text not Fol. |
| Ancient History..... | 94 | 5 | 91 | 5 | 93 | 2 | 84 | 8 | 91 | 5 |
| Ancient and Medieval..... | 91 | 6 | 97 | 3 | 97 | 3 | 91 | 6 | 95 | 4 |
| Medieval History..... | 79 | 21 | 77 | 12 | 88 | 12 | 68 | 23 | 77 | 17 |
| Medieval and Modern..... | 96 | 4 | 93 | 3 | 90 | 3 | 86 | 5 | 93 | 4 |
| Modern History..... | 92 | 4 | 98 | 1 | 98 | 2 | 96 | 4 | 97 | 2 |
| English History..... | 84 | 8 | 86 | 5 | 86 | 7 | 95 | 4 | 89 | 4 |
| General History..... | 90 | | 94 | 6 | 83 | | 83 | | 89 | 3 |
| American History..... | 96 | 3 | 90 | 7 | 92 | 4 | 93 | 6 | 93 | 5 |

TABLE VII. PERCENT OF HIGH SCHOOLS IN WHICH CURRENT EVENTS ARE TAUGHT

(Based Upon Only Those Schools in Which the Subject is Taught)

| Subject | Percent of High Schools | | | | |
|--------------------------|-------------------------|----------|-----------|----------|-------|
| | Group I | Group II | Group III | Group IV | Total |
| Ancient History..... | 30 | 45 | 54 | 49 | 43 |
| Ancient and Medieval.... | 40 | 47 | 55 | 47 | 48 |
| Medieval History..... | 29 | 38 | 50 | 55 | 44 |
| Medieval and Modern.... | 58 | 69 | 69 | 57 | 64 |
| Modern History..... | 60 | 78 | 75 | 78 | 74 |
| English History..... | 54 | 45 | 53 | 62 | 54 |
| General History..... | 40 | 47 | 67 | 17 | 44 |
| American History..... | 86 | 88 | 87 | 82 | 86 |
| Community Civics..... | 55 | 73 | 79 | 76 | 71 |
| Civics..... | 83 | 80 | 82 | 69 | 79 |
| Vocational Civics..... | 43 | 33 | 25 | 100 | 47 |
| Economics..... | 51 | 58 | 56 | 63 | 57 |
| Sociology..... | 53 | 52 | 44 | 47 | 51 |
| Social Science..... | 50 | 50 | 50 | 36 | 45 |
| Educational Guidance.... | 33 | | 33 | | 22 |
| Vocational Guidance.... | 17 | 10 | 20 | | 11 |

of the various courses. The replies to question 7 given in Table VI indicate, except in the case of Medieval History, a very close adherence to the text books in regard to date limits.³ The particular date limits for the various subjects will be noted in the next chapter devoted to the separate subjects. Table VII shows that current events are reported as being taught in a considerable percent of the classes in all subjects. As one might expect the percents are greatest for American History and for the various courses in Civics. A variety of texts is used, although there is considerable agreement upon a limited

³In interpreting the facts in Table VI it is necessary to bear in mind that the percents have been computed on different bases in the case of the different subjects. For example, by reference to Table I we learn that Ancient History is taught in seventy-eight schools in the first group. Ancient and Medieval History is taught in thirty-five, Medieval in fourteen, Medieval and Modern History in fifty-five, etc. When it is stated in Table VI that 94 percent of the schools in Group I studied the entire period covered by the textbook in Ancient History, this simply means that this occurs in 94 percent of the seventy-eight schools in which Ancient History is taught. The 91 percent for Ancient and Medieval History is computed on thirty-five as a basis and the 79 percent for Medieval History is computed on fourteen as a basis.

The percents given in the remaining tables have been computed in the same way. Hence, it will be necessary to bear in mind this precaution in interpreting them.

number. This subject also will be discussed further in Chapter III. The answers to question 19 and the general remarks made upon the questionnaire seem to indicate (1) that in the teaching of history less time should be spent on the political side and more on the economic, social and industrial phases, and (2) that in the teaching of the other social sciences the abstract and theoretical topics should be made more concrete and practical.

Time devoted to social science courses. In a few schools which appear to be organized on a three-term basis as few as twelve weeks are given to certain of the social science studies. At the other extreme we find forty weeks being devoted to certain of the subjects. The number of minutes per week spent in recitation varies from 120 to 435. Usually a balance between the number of weeks devoted to the subject and the number of minutes per week is affected by requiring a class that spends relatively few minutes per week in recitation to carry a subject for a compensating longer period. For this reason the variations in time devoted to the different subjects is not as great as it appears from the above figures. The typical social science course extends through two semesters of eighteen weeks in length, and requires 225 minutes per week for recitation. Larger schools have a tendency to be in session longer than the smaller schools; therefore, they devote in most cases more time to the social science work.

The social sciences as required subjects. The replies to questions⁴ 5 and 20 acquaint us with the status of the various social sciences as required subjects. Table VIII, which gives a summary of the replies to question 5, indicates a considerable difference of practice except in the case of American History and Civics. For the other subjects the predominant practice is to make them elective. The directions for replying to this question required an answer of either "yes" or "no". It is not unlikely that in a number of schools a subject is required for students pursuing certain courses but elective for others. As no opportunity was given to indicate this fact the number of affirmative replies probably was decreased. On the other hand, for the same reason an affirmative reply in some cases may have been slightly inaccurate. This character of the response required in this

⁴5. Is this a required subject? 20. Check the courses that you feel the pupils should be required to take.

TABLE VIII. PERCENT OF HIGH SCHOOLS IN WHICH VARIOUS SOCIAL SCIENCES ARE REQUIRED
(Based Upon Only Those Schools in Which the Subject is Taught)

| Subject | Group I | | Group II | | Group III | | Group IV | | Total | |
|---------------------------|---------|----------|----------|----------|-----------|----------|----------|----------|-------|----------|
| | Req. | Not Req. | Req. | Not Req. | Req. | Not Req. | Req. | Not Req. | Req. | Not Req. |
| Ancient History..... | 49 | 47 | 29 | 62 | 42 | 51 | 30 | 59 | 37 | 56 |
| Ancient and Medieval..... | 51 | 40 | 24 | 67 | 23 | 66 | 20 | 68 | 28 | 62 |
| Medieval History..... | 29 | 71 | 38 | 54 | 37 | 44 | 27 | 64 | 33 | 58 |
| Medieval and Modern..... | 33 | 58 | 24 | 67 | 24 | 66 | 29 | 52 | 27 | 63 |
| Modern History..... | 34 | 60 | 27 | 67 | 35 | 59 | 43 | 46 | 33 | 60 |
| English History..... | 23 | 62 | 9 | 91 | 13 | 67 | 50 | 90 | 10 | 80 |
| General History..... | 50 | 30 | 29 | 59 | 67 | 33 | 17 | 17 | 44 | 41 |
| American History..... | 85 | 11 | 85 | 11 | 79 | 17 | 89 | 6 | 85 | 11 |
| Community Civics..... | 50 | 37 | 46 | 43 | 46 | 36 | 46 | 33 | 47 | 39 |
| Civics..... | 79 | 14 | 72 | 22 | 71 | 26 | 66 | 19 | 73 | 20 |
| Vocational Civics..... | 30 | 70 | 33 | 53 | 38 | 50 | 75 | 25 | 42 | 50 |
| Economics..... | 45 | 47 | 16 | 74 | 24 | 70 | 13 | 68 | 23 | 67 |
| Sociology..... | 49 | 49 | 18 | 71 | 16 | 80 | 6 | 70 | 26 | 66 |
| Social Science..... | | 50 | 17 | 83 | | 67 | 27 | 46 | 16 | 65 |
| Educational Guidance..... | 17 | | 34 | 66 | 33 | 67 | 67 | | 22 | 33 |
| Vocational Guidance..... | | 50 | 10 | 70 | 60 | 20 | 67 | 33 | 33 | 48 |

TABLE IX. PERCENT OF HIGH SCHOOLS WHICH FAVOR MAKING THE VARIOUS SOCIAL SCIENCE STUDIES REQUIRED
(Based Upon Only Those Schools in which the Subject is Taught)

| Subject | Percent of High Schools | | | | |
|--------------------------|-------------------------|----------|-----------|----------|-------|
| | Group I | Group II | Group III | Group IV | Total |
| Ancient History..... | 35 | 31 | 24 | 14 | 28 |
| Ancient and Medieval.... | 43 | 17 | 24 | 21 | 24 |
| Medieval History..... | 14 | 38 | 44 | 14 | 28 |
| Medieval and Modern.... | 44 | 34 | 17 | 14 | 32 |
| Modern History..... | 50 | 51 | 59 | 44 | 51 |
| English History..... | 31 | 36 | 7 | 14 | 23 |
| General History..... | 60 | 65 | 67 | 50 | 62 |
| American History..... | 88 | 86 | 87 | 86 | 87 |
| Community Civics..... | 74 | 67 | 61 | 79 | 70 |
| Civics..... | 81 | 82 | 77 | 69 | 79 |
| Vocational Civics..... | 14 | 40 | 25 | 38 | 32 |
| Economics..... | 59 | 61 | 42 | 37 | 53 |
| Sociology..... | 62 | 45 | 28 | 53 | 48 |
| Social Science..... | | 42 | 33 | 55 | 42 |
| Educational Guidance.... | 67 | 33 | 67 | | 56 |
| Vocational Guidance..... | 50 | 40 | 60 | 50 | 48 |

question should be borne in mind in interpreting Table VIII. In Table IX which summarized the replies to question 20 we find that in the opinion of the persons reporting some slight changes should be made with respect to requiring the different subjects. However, in general these changes were not marked. It is probably significant that in both Tables VIII and IX a decrease in the requirement of certain subjects is indicated as the size of the high school increased. In other subjects there is a little change and for some there is even an increase.

Permanency and success of the various social sciences.

Questions⁵ 6, 11, 17 and 18 give some indication of the permanency and the success of the various social sciences from the standpoint of pupils' interest. Table X, which summarizes the replies to question 6, indicates that, in the judgment of the persons reporting, these subjects are generally liked by a majority of students. Three-fourths or more of the schools replied affirmatively for most subjects. In a con-

⁵6. Is this subject generally liked by the students? 11. Do you plan to offer this course again? 17. How long have these subjects been offered? 18. Check any courses that have proved unsuccessful.

TABLE X. PERCENT OF HIGH SCHOOLS IN WHICH THE VARIOUS SOCIAL SCIENCES
ARE GENERALLY LIKED BY STUDENTS
(Based Upon Only Those Schools in Which the Subject is Taught)

| Subject | Group I | | Group II | | Group III | | Group IV | | Total | |
|---------------------------|---------|-----------|----------|-----------|-----------|-----------|----------|-----------|-------|-----------|
| | Liked | Not Liked | Liked | Not Liked | Liked | Not Liked | Liked | Not Liked | Liked | Not Liked |
| Ancient History..... | 63 | 24 | 75 | 16 | 71 | 19 | 68 | 8 | 70 | 18 |
| Ancient and Medieval..... | 68 | 26 | 84 | 13 | 76 | 13 | 65 | 9 | 76 | 14 |
| Medieval History..... | 79 | 21 | 73 | 19 | 69 | 12 | 64 | 14 | 70 | 17 |
| Medieval and Modern..... | 67 | 24 | 85 | 9 | 72 | 14 | 71 | 5 | 76 | 14 |
| Modern History..... | 83 | 15 | 77 | 11 | 84 | 12 | 66 | 4 | 77 | 11 |
| English History..... | 92 | | 77 | 5 | 73 | 7 | 71 | 5 | 78 | 4 |
| General History..... | 70 | | 82 | 6 | 83 | 17 | 50 | 17 | 74 | 8 |
| American History..... | 90 | 3 | 92 | 3 | 93 | 2 | 76 | 3 | 89 | 3 |
| Community Civics..... | 87 | | 90 | 1 | 89 | | 70 | 3 | 85 | 1 |
| Civics..... | 82 | 4 | 83 | 9 | 82 | 4 | 66 | 6 | 80 | 7 |
| Vocational Civics..... | 100 | | 67 | | 88 | | 100 | | 84 | |
| Economics..... | 83 | 8 | 84 | 8 | 82 | 8 | 71 | 5 | 81 | 7 |
| Sociology..... | 92 | 2 | 84 | 1 | 92 | | 88 | 6 | 88 | 2 |
| Social Science..... | 100 | | 75 | 8 | 67 | 16 | 73 | | 74 | 7 |
| Educational Guidance..... | 100 | | | | | 33 | | | 33 | |
| Vocational Guidance..... | 67 | | 60 | | 80 | | 67 | | 67 | |

TABLE XI. PERCENT OF HIGH SCHOOLS IN WHICH NOTEBOOK WORK IS REQUIRED FOR
THE VARIOUS SOCIAL SCIENCES

(Based Upon Only Those Schools in Which the Subject is Taught)

| Subject | Group I | | Group II | | Group III | | Group IV | | Total | |
|---------------------------|----------------------|----------|----------|----------|-----------|----------|----------|----------|-------|----------|
| | Req. | Not Req. | Req. | Not Req. | Req. | Not Req. | Req. | Not Req. | Req. | Not Req. |
| | Ancient History..... | 81 | 17 | 74 | 17 | 76 | 19 | 81 | 16 | 78 |
| Ancient and Medieval..... | 77 | 20 | 80 | 19 | 74 | 26 | 68 | 20 | 77 | 19 |
| Medieval History..... | 86 | 7 | 65 | 23 | 81 | 19 | 77 | 14 | 75 | 17 |
| Medieval and Modern..... | 76 | 20 | 77 | 16 | 79 | 14 | 61 | 29 | 75 | 18 |
| Modern History..... | 75 | 23 | 75 | 20 | 86 | 14 | 74 | 19 | 76 | 19 |
| English History..... | 62 | 31 | 77 | 14 | 67 | 20 | 81 | 10 | 73 | 17 |
| General History..... | 20 | 40 | 71 | 23 | 67 | 33 | 67 | 67 | 56 | 26 |
| American History..... | 75 | 21 | 75 | 23 | 75 | 23 | 80 | 19 | 75 | 21 |
| Community Civics..... | 42 | 40 | 48 | 41 | 46 | 50 | 67 | 24 | 50 | 39 |
| Civics..... | 60 | 32 | 56 | 36 | 59 | 38 | 60 | 31 | 58 | 35 |
| Vocational Civics..... | 57 | 43 | 40 | 33 | 38 | 62 | 75 | 25 | 50 | 39 |
| Economics..... | 46 | 41 | 39 | 49 | 44 | 50 | 49 | 42 | 43 | 47 |
| Sociology..... | 55 | 41 | 40 | 39 | 36 | 56 | 35 | 65 | 44 | 45 |
| Social Science..... | 50 | 50 | 58 | 42 | 50 | 33 | 55 | 27 | 55 | 35 |
| Educational Guidance..... | 33 | 67 | 33 | 67 | 33 | 33 | 33 | | 22 | 56 |
| Vocational Guidance..... | 33 | 17 | 50 | 40 | 40 | 40 | 100 | | 56 | 26 |

TABLE XII. PERCENT OF HIGH SCHOOLS IN WHICH THE STEREOPTICON IS USED
(Based Upon Only Those Schools in Which the Subject is Taught)

| Subject | Group I | | Group II | | Group III | | Group IV | | Total | |
|---------------------------|---------|----------|----------|----------|-----------|----------|----------|----------|-------|----------|
| | Used | Not Used | Used | Not Used | Used | Not Used | Used | Not Used | Used | Not Used |
| Ancient History..... | 26 | 68 | 22 | 64 | 34 | 63 | 89 | 62 | 35 | 56 |
| Ancient and Medieval..... | 23 | 74 | 24 | 70 | 11 | 87 | 35 | 41 | 23 | 73 |
| Medieval History..... | 22 | 71 | 23 | 62 | 44 | 56 | 50 | 38 | 35 | 56 |
| Medieval and Modern..... | 16 | 69 | 18 | 70 | 21 | 69 | 52 | 57 | 22 | 66 |
| Modern History..... | 29 | 67 | 19 | 70 | 22 | 78 | 35 | 43 | 25 | 68 |
| English History..... | 15 | 69 | 18 | 68 | 27 | 60 | 38 | 33 | 25 | 59 |
| General History..... | 10 | 60 | 47 | 53 | 24 | 70 | 33 | 17 | 28 | 51 |
| American History..... | 23 | 64 | 18 | 71 | 36 | 50 | 41 | 48 | 24 | 65 |
| Community Civics..... | 16 | 66 | 19 | 71 | 12 | 77 | 37 | 45 | 24 | 62 |
| Civics..... | 14 | 72 | 12 | 73 | 12 | 77 | 27 | 62 | 14 | 72 |
| Vocational Civics..... | 29 | 71 | 20 | 53 | 38 | 62 | 25 | 75 | 26 | 63 |
| Economics..... | 11 | 77 | 11 | 74 | 15 | 79 | 19 | 69 | 13 | 75 |
| Sociology..... | 21 | 70 | 15 | 66 | 12 | 80 | 12 | 76 | 16 | 71 |
| Social Science..... | 50 | 50 | 34 | 58 | 17 | 50 | 27 | 64 | 26 | 58 |
| Educational Guidance..... | 33 | 33 | 10 | 80 | 20 | 33 | 16 | 67 | 11 | 22 |
| Vocational Guidance..... | 17 | 33 | 10 | 80 | 20 | 60 | 16 | 67 | 15 | 63 |

TABLE XIII. PERCENT OF HIGH SCHOOLS IN WHICH THE SOCIALIZED RECITATION IS COMMONLY USED
(Based Upon Only Those Schools in Which the Subject is Taught)

| Subject | Group I | | Group II | | Group III | | Group IV | | Total | |
|---------------------------|----------------------|----------|----------|----------|-----------|----------|----------|----------|-------|----------|
| | Used | Not Used | Used | Not Used | Used | Not Used | Used | Not Used | Used | Not Used |
| | Ancient History..... | 46 | 42 | 37 | 47 | 46 | 51 | 24 | 73 | 38 |
| Ancient and Medieval..... | 43 | 49 | 40 | 54 | 50 | 42 | 41 | 53 | 43 | 50 |
| Medieval History..... | 50 | 50 | 35 | 46 | 44 | 44 | 23 | 73 | 36 | 54 |
| Medieval and Modern..... | 40 | 55 | 88 | 12 | 31 | 59 | 24 | 67 | 58 | 32 |
| Modern History..... | 50 | 46 | 43 | 49 | 50 | 40 | 41 | 54 | 45 | 48 |
| English History..... | 23 | 46 | 36 | 50 | 33 | 40 | 29 | 57 | 31 | 49 |
| General History..... | 30 | 50 | 23 | 65 | 17 | 50 | 33 | 50 | 25 | 57 |
| American History..... | 52 | 40 | 52 | 40 | 51 | 43 | 45 | 48 | 51 | 41 |
| Community Civics..... | 50 | 34 | 60 | 33 | 39 | 50 | 42 | 49 | 51 | 39 |
| Civics..... | 56 | 35 | 54 | 38 | 47 | 47 | 40 | 51 | 51 | 41 |
| Vocational Civics..... | 86 | 14 | 33 | 40 | 50 | 25 | 38 | 62 | 47 | 37 |
| Economics..... | 47 | 42 | 55 | 38 | 37 | 50 | 55 | 38 | 47 | 44 |
| Sociology..... | 58 | 36 | 54 | 43 | 60 | 36 | 65 | 35 | 57 | 39 |
| Social Science..... | 50 | 50 | 58 | 42 | 33 | 33 | 36 | 45 | 45 | 42 |
| Educational Guidance..... | 67 | 33 | 33 | 33 | 33 | 33 | 22 | 33 | 22 | 33 |
| Vocational Guidance..... | 17 | 33 | 50 | 40 | 40 | 40 | 33 | 67 | 37 | 44 |

TABLE XIV. PERCENT OF HIGH SCHOOLS IN WHICH SUPERVISED STUDY IS FREQUENTLY USED
(Based Upon Only Those Schools in Which the Subject is Taught)

| Subject | Group I | | Group II | | Group III | | Group IV | | Total | |
|---------------------------|----------------------|----------|----------|----------|-----------|----------|----------|----------|-------|----------|
| | Used | Not Used | Used | Not Used | Used | Not Used | Used | Not Used | Used | Not Used |
| | Ancient History..... | 45 | 45 | 36 | 61 | 46 | 51 | 33 | 62 | 40 |
| Ancient and Medieval..... | 46 | 51 | 47 | 50 | 47 | 42 | 29 | 62 | 44 | 51 |
| Medieval History..... | 43 | 57 | 27 | 58 | 44 | 44 | 55 | 45 | 41 | 51 |
| Medieval and Modern..... | 35 | 63 | 29 | 67 | 41 | 59 | 29 | 62 | 33 | 64 |
| Modern History..... | 44 | 54 | 37 | 58 | 43 | 55 | 35 | 61 | 39 | 57 |
| English History..... | 31 | 46 | 23 | 64 | 47 | 33 | 19 | 81 | 28 | 39 |
| General History..... | 50 | 50 | 29 | 65 | 50 | 50 | 16 | 67 | 36 | 59 |
| American History..... | 34 | 57 | 34 | 64 | 40 | 56 | 29 | 66 | 34 | 61 |
| Community Civics..... | 37 | 50 | 36 | 56 | 43 | 43 | 42 | 46 | 38 | 51 |
| Civics..... | 32 | 61 | 27 | 68 | 37 | 60 | 29 | 65 | 31 | 64 |
| Vocational Civics..... | 29 | 71 | 53 | 33 | 13 | 50 | 25 | 62 | 34 | 50 |
| Economics..... | 30 | 59 | 28 | 67 | 37 | 57 | 27 | 71 | 30 | 64 |
| Sociology..... | 41 | 55 | 27 | 67 | 48 | 67 | 35 | 65 | 35 | 59 |
| Social Science..... | 50 | 50 | 25 | 75 | 17 | 40 | 45 | 55 | 32 | 65 |
| Educational Guidance..... | 33 | 67 | | | | 33 | | | 11 | 34 |
| Vocational Guidance..... | 17 | 33 | 10 | 90 | 20 | 60 | 50 | 33 | 22 | 59 |

siderable number of instances this question was not answered. The failure to do so probably means that the person replying to the questionnaire was very doubtful concerning the attitude of the students toward the subject.

Methods of instruction. Questions⁶ 9, 10, 15 and 16 give certain information concerning the general procedure of instruction. The replies to these questions are summarized in Tables XI, XII, XIII and XIV. It is rather surprising to the writers that notebook work is reported as being required in such a large percent of the schools. As no attempt was made to define "notebook work" in the questionnaire blank the amount required in some of the schools probably is not large. The use of the stereopticon, as one might expect, is more frequently reported in the larger schools than in the smaller ones. Tables XIII and XIV give the summary for the socialized recitation and supervised study respectively. These phases of instructional procedure were not defined and the persons responding to the questionnaire no doubt differed in their interpretations. This naturally limits the significance of the replies. It is probably significant that the use of the socialized recitation does not appear to be restricted to any particular subjects, although, with the exception of Sociology, the highest relative frequencies are for American History and Civics. The percent of schools reporting the frequent use of supervised study is approximately one-third of the total number. It appears that supervised study occurs more often in smaller schools than in the larger ones.

⁶9. Is notebook work required? 10. Is the stereopticon used? 15. Is supervised study used often? 16. Is the socialized recitation commonly used?

CHAPTER III.

SUMMARY BY SUBJECTS

Ancient History. Ancient history is reported as a separate course in more than 50 percent of the schools in each group. In addition, a considerable number of schools combine it with medieval history. It is slightly more frequently taught during the second year than the first, and in a few schools it is given during the third and fourth years. The enrollment compares favorably with that in the other social science subjects although it is usually exceeded by American History. The textbooks and the supplementary texts mentioned most frequently are given below:

| PRINCIPAL TEXTS | | |
|--|-----------------------------|------------------|
| <i>Author</i> | <i>Title</i> | <i>Frequency</i> |
| Robinson and Breasted | History of Europe | 49 |
| West | Ancient World | 39 |
| Webster | Ancient History | 32 |
| Breasted | Ancient Times | 30 |
| Myers | Ancient History | 24 |
| Webster | Early European History | 23 |
| Betten and Kaufman | Ancient World | 9 |
| Ashley | Early European Civilization | 9 |
| West | Early Progress | 8 |
| SUPPLEMENTARY TEXTS | | |
| Davis | Readings | 26 |
| West | Ancient World | 6 |
| Myers | Ancient History | 6 |
| Breasted | Ancient Times | 6 |
| Webster | Ancient History | 5 |
| Total number of schools offering Ancient History | | 260 |

The answers to question 7 indicated that in approximately 90 percent of the schools offering Ancient History the textbook was followed with respect to date limits. When the date limits of the text are not adopted, 500 A. D. and 800 A. D. are most frequently mentioned. Only a few extend Ancient History to about 1000 A. D. Current events are reported as being taught in Ancient History courses in slightly more than two-fifths of the schools. More attention ap-

pears to be given to this topic in the larger schools than in the smaller ones. In more than one-third of the schools in which Ancient History is taught it is a required subject. This requirement is a little more frequent in the smaller schools, and the percent of replies indicating a belief that Ancient History should be required is somewhat less. Thus, it appears that if the persons replying to the questionnaire were able to assign Ancient History to the place which in their opinion it should occupy it would be required in fewer schools than at present.

Ancient History is reported as being generally liked by students in 70 percent of the schools offering it, with 12 percent not reporting. This is the smallest percent reported for any social science except "Educational Guidance" and "Vocational Guidance" which are taught in too few schools for the data to be significant. Apparently very few schools are planning to discontinue Ancient History as a separate course. Notebook work is required in about three-fourths of the schools. Use of the stereopticon is more frequent in Ancient History classes than in any other social science except Medieval History in which the same percent reports its use. The socialized recitation is used somewhat less frequently in Ancient History than in most of the other social science studies but in respect to supervised study it stands near the head of the list.

Ancient and Medieval History. This new combination of history is designed to take the place of the full year of Ancient History and one-half year of Medieval History in order that more time may be devoted to Modern History. About one-third of the schools reporting have adopted this combination in preference to the traditional one of Ancient History in the first or second year of the high school, followed immediately by Medieval and Modern History in the second or third year. The normal place for this combination subject is the second year, although it is occasionally reported for the third and fourth years. In schools having the same number of pupils the enrollment in this subject is reported as slightly larger than that in Ancient History.

Since the textbook defines the limits of the course in nearly every case the reader's attention is called to the list of textbooks and of supplementary texts that are most frequently used.

| PRINCIPAL TEXTS | | |
|---|------------------------------|------------------|
| <i>Author</i> | <i>Title</i> | <i>Frequency</i> |
| Robinson and Breasted | History of Europe | 72 |
| Webster | Early European History | 28 |
| Robinson and Breasted | Outlines of European History | 24 |
| Breasted | Ancient Times | 15 |
| Robinson | Medieval and Modern Times | 13 |
| Ashley | Early European Civilization | 8 |
| SUPPLEMENTARY TEXTS | | |
| Breasted | Ancient Times | 6 |
| Davis | Readings | 5 |
| Total number of schools offering Ancient and Medieval History | | 183 |

The final date limit of this course appears to be somewhere between 1476 and 1800, the year 1500 being given in most cases. In this combined course current events are taught more frequently than in the year course in Ancient History. More of the smaller schools than the larger require this subject. It has been offered in 124 schools for three years or longer, and in 28 schools for less than three years. Very few administrators plan to discontinue the course.

Medieval History. A critical examination of the data on this subject shows that Medieval History has probably been recorded separately in some cases when it should have been reported with either Ancient History or Modern History. However, no account has been taken of this error in the following discussion. Medieval History is taught most often during the second semester of the second year or the first semester of the third year. Usually pupils enrolled in the year above that for which the course is offered are admitted to it. In about 80 percent of the schools the textbook sets the limits of the course. However, it seems that as a rule the chronological period covered extends from the Germanic Invasions to about 1700. The textbooks used in this course are as follows:

| PRINCIPAL TEXTS | | |
|---|------------------------------|------------------|
| <i>Author</i> | <i>Title</i> | <i>Frequency</i> |
| Robinson and Breasted | History of Europe | 12 |
| Robinson and Beard | Outlines of European History | 12 |
| Robinson | Medieval and Modern Times | 11 |
| Webster | Early European History | 10 |
| SUPPLEMENTARY TEXTS | | |
| Robinson | Readings | 5 |
| West | Modern Progress | 3 |
| Hazen | (Not Mentioned) | 2 |
| Total number of schools offering Medieval History | | 78 |

Medieval History is required in about one-third of the schools in which it is taught. Usually these are the small schools which necessarily have a minimum of elective subjects. Hence, it is not surprising to find that slightly less than one-third of the persons replying to the questionnaire feel that this subject should be required. Except in the small schools it is not liked by the students as well as Ancient History. Only one school reported this course as unsuccessful and hence plans to discontinue it.

Medieval and Modern History. This subject is most frequently found in either the second or the third year of the high school. Only about one-third of the schools limit it to those pupils who have standing equivalent to the year in which it is offered. In most cases the smaller schools follow the textbook more strictly than the larger ones. About 27 percent of the schools replying to the questionnaire begin the work with the Decline of the Roman Empire, about 50 percent with the Germanic Invasions, and about 23 percent with the year 1000 A. D. More stress appears to be given current events than in any of the preceding subjects. The texts most frequently used are given below:

| PRINCIPAL TEXTS | | |
|--|------------------------------|------------------|
| <i>Author</i> | <i>Title</i> | <i>Frequency</i> |
| West | Modern Progress | 27 |
| West | Modern World | 19 |
| Robinson and Beard | Outlines of European History | 18 |
| Harding | Medieval and Modern History | 16 |
| Myers | Medieval and Modern History | 11 |
| SUPPLEMENTARY TEXTS | | |
| Hazen | Europe Since 1815 | 12 |
| Robinson | Readings | 7 |
| West | Modern Progress | 5 |
| Robinson and Beard | Outlines of European History | 5 |
| Total number of schools offering Medieval and Modern History | | 187 |

The replies indicate that the majority of the persons who filled in the questionnaire feel that this subject should be more universally required. About three-fourths of the schools report the subject as generally liked, about 7 percent state that it is unsuccessful, and about 4 percent expect to discontinue the course. Approximately 75 percent of the schools require notebook work, and the stereopticon is used in about 22 percent, the highest frequency being in the larger

institutions. Supervised study and the socialized recitation are found in approximately one-third and three-fifths of these schools respectively.

Modern History. This subject is usually offered in the second or third year, the frequency being highest in the third year. Occasionally it is taught in the first or the fourth year. In one school practically all of the students are reported as being enrolled in the course. The textbook is more nearly followed in this subject than in any other of the social sciences. Those used most frequently are as follows:

| PRINCIPAL TEXTS | | |
|---|------------------------------|------------------|
| <i>Author</i> | <i>Title</i> | <i>Frequency</i> |
| Robinson and Beard | Outlines of European History | 64 |
| Robinson and Beard | Our Own Times | 62 |
| Hazen | Modern European History | 28 |
| West | Modern Progress | 20 |
| Robinson | Medieval and Modern Times | 15 |
| Ashley | Modern European Civilization | 12 |
| West | Modern World | 12 |
| Webster | Modern European History | 10 |
| SUPPLEMENTARY TEXTS | | |
| Hazen | Modern European History | 9 |
| Robinson and Beard | Our Own Times | 8 |
| Robinson | Readings | 6 |
| Total number of schools offering Modern History | | 271 |

In the smaller schools this course usually begins with the fifteenth century, but in the larger schools in most instances a later date is chosen. Current events are taught more frequently in connection with this course than with any other history course, except American History. It is interesting to note that about one-third of the schools require this subject for graduation, and that over one-half of the persons who answered the questionnaire think that it should be required. It has been offered for three years or longer in 190 schools, and for less than three years in 35 schools. It is more generally liked than Medieval and Modern History. Nine schools report it as unsatisfactory and six of these will not offer it again. Notebook work is required in about three-fourths of the schools. The data show that supervised study is in vogue in about 40 percent of these schools, and that the socialized recitation seems to be somewhat more widely used.

English History. This survival of the recommendation of the Committee of Seven is still found in over one-fourth of the high schools of the North Central Association. The usual year for this subject is the third, although sometimes it is offered in the second and occasionally in the first. When this subject occupies its normal position seniors usually are admitted and sophomores occasionally. No school reported that its pupils studied less than the entire period covered by the text. The texts most frequently used are as follows:

| PRINCIPAL TEXTS | | |
|--|-------------------------------|------------------|
| <i>Author</i> | <i>Title</i> | <i>Frequency</i> |
| Cheyney | Short History of England | 40 |
| Andrews | Short History of England | 5 |
| Cheyney | Readings | 5 |
| Larson | Short History of England | 3 |
| Walker | Essentials of English History | 3 |
| SUPPLEMENTARY TEXTS | | |
| Cheyney | Short History of England | 2 |
| Larson | Short History of England | 2 |
| Cheyney | Readings | 2 |
| Gardiner | History of England | 2 |
| Total number of schools offering English History | | 71 |

Current events are taught in slightly more than 50 percent of the classes in English History. The smaller schools which offer this course report that it is liked best of all the social subjects. It is comparatively well liked in the larger schools. In three schools it was reported as unsuccessful.

General History. This subject is offered in less than 10 percent of the high schools of the North Central Association. It is found usually in the second year, although it was reported for all years. It is generally taught for the entire year and pupils from the year just above or below that in which the subject is scheduled are usually admitted. Only one school reported a failure to follow the work as outlined in the textbook. The textbooks which have the highest frequencies are as follows:

| PRINCIPAL TEXTS | | |
|--|----------------------------------|------------------|
| <i>Author</i> | <i>Title</i> | <i>Frequency</i> |
| Elson | Modern Times and the Living Past | 10 |
| Robinson-Breasted-Smith | General History of Europe | 5 |
| West | Modern Progress | 5 |
| Myers | General History | 4 |
| SUPPLEMENTARY TEXTS | | |
| Elson | Modern Times and the Living Past | 3 |
| West | Modern Progress | 2 |
| Total number of schools offering General History | | 39 |

This course includes current events in more than 50 percent of the schools teaching it. It is interesting to note that in 44 percent of these schools the subject is required, and that the administrators in 62 percent of the schools think that it should be. This subject has been introduced into nineteen schools within the past three years. It is reported as being fairly well liked, and no schools pronounced it unsuccessful.

American History. American History is scheduled most frequently in the fourth year, although it is often found in the third. It is the only social science that is not offered by any school during the first year. Usually, pupils in the year above or below that in which the course is scheduled are admitted. When this course is a semester subject it is offered in the smaller schools most frequently during the first semester, but in the larger during the second semester. About 93 percent of the schools cover the entire period with which the text deals. It is probable also that they supplement the text with more recent history. The textbooks most frequently used are as follows:

| PRINCIPAL TEXTS | | |
|---|------------------------------------|------------------|
| <i>Author</i> | <i>Title</i> | <i>Frequency</i> |
| Muzzey | American History | 195 |
| Fite | History of United States | 47 |
| Forman | Advanced American History | 33 |
| West | American History | 30 |
| McLaughlin | History of the American Nation | 30 |
| Hart | American History | 22 |
| SUPPLEMENTARY TEXTS | | |
| Bassett | Short History of the United States | 18 |
| Muzzey | American History | 14 |
| Hart | New American History | 7 |
| Total number of schools offering American History | | 471 |

Only one school did not report current events in connection with this course. American History is required in more than 80 percent of these schools. This is approximately the same as the percent of returns indicating that it should be a required subject. It is reported as being well liked in about 97 percent of the schools where it is taught, and as unsuccessful in slightly less than 3 percent of these schools. No school, however, expects to discontinue the course next year. Of these schools notebook work is required in 75 percent; the

stereopticon is used in 24 percent; supervised study is found in 34 percent; and the socialized recitation finds a place in 51 percent. One significant and illuminating opinion, reported frequently, is that American History can not be done satisfactorily in one semester.

Community Civics. Community Civics is found most frequently in the first year and usually in the first semester. However, it is reported for every year of the high school. Few schools admit pupils from years other than that for which the course is scheduled. About 75 percent of the schools offering this course do the work as outlined by the texts. The texts in most frequent use are as follows:

PRINCIPAL TEXTS

| <i>Author</i> | <i>Title</i> | <i>Frequency</i> |
|---------------|-----------------------------------|------------------|
| Hughes | Community Civics | 96 |
| Dunn | The Community and the Citizen | 17 |
| Hill | Community Life and Civic Problems | 11 |
| Hughes | Economic Civics | 6 |

SUPPLEMENTARY TEXTS

| | | |
|--------|-----------------------------------|---|
| Hughes | Community Civics | 5 |
| Hill | Community Life and Civic Problems | 5 |

Total number of schools offering Community Civics 174

Only two schools do not teach current events in connection with Community Civics. In at least one case this is due to the fact that current events are taught in connection with other courses, and this practice was resorted to in order to avoid duplication. Community Civics has been in the curriculums of eighty-two schools for three years or longer. During the past three years, however, it has been introduced into the curriculums of seventy-three schools. Only 2 percent of the schools report that the subject is not generally liked. Eight schools do not consider it successful and one plans its discontinuance. Notebook work is required in connection with this course in about 50 percent of these schools. The socialized recitation is used by an equal number. Supervised study is not found as frequently, and the use of the stereopticon is limited to about 25 percent of the schools offering the subject.

Civics. This course remains predominantly a fourth-year subject, although it is taught in a large number of schools during the third year. The data indicate that about 85 percent of all the schools

offering courses in Civics follow the text rather literally. The textbooks most frequently used are as follows:

| PRINCIPAL TEXTS | | |
|---|---|------------------|
| <i>Author</i> | <i>Title</i> | <i>Frequency</i> |
| Magruder | American Government | 129 |
| Guitteau | Government and Politics, Etc. | 50 |
| Ashley | New Civics | 46 |
| Woodburn and Moran | Citizen and Republic | 39 |
| Reed | Form and Functions of American Government | 23 |
| Garner | Government in the United States | 18 |
| Forman | American Democracy | 18 |
| Hughes | Community Civics | 10 |
| SUPPLEMENTARY TEXTS | | |
| Magruder | American Government | 16 |
| Forman | American Democracy | 13 |
| Bryce | American Commonwealth | 9 |
| Ashley | New Civics | 7 |
| Hughes | Community Civics | 7 |
| Total number of schools offering Civics | | 418 |

In connection with Civics current events are taught in about 85 percent of the schools. The course is considered unsuccessful in twelve schools and reported as not being liked by the students in seven schools. This means either that it is generally liked in at least five schools reporting it as unsuccessful, or that the course was not properly estimated. Two schools plan its discontinuance. Notebook work is done in 58 percent of the schools. The socialized recitation is found nearly as frequently. Supervised study is found in about one-third of the schools, and the stereopticon is used for teaching purposes in only 14 percent, this low percent being due to the nature of the subject matter.

Vocational Civics. This subject is found most frequently in the first year of the high school course, but it is offered occasionally in every other year. Usually it is restricted to pupils who are in the year for which it is scheduled. As with most of the other social subjects the textbook furnishes the subject matter for the course. The texts most frequently used are as follows:

| PRINCIPAL TEXTS | | |
|-------------------|-------------------|------------------|
| <i>Author</i> | <i>Title</i> | <i>Frequency</i> |
| Gowin and Wheatly | Occupations | 13 |
| Giles | Vocational Civics | 11 |
| Hughes | Economic Civics | 2 |

(No supplementary texts were reported)

Total number of schools offering Vocational Civics 38

The persons replying to the questionnaire feel that Vocational Civics is given more prominence than it should have. This may be inferred from the fact that it is required in 42 percent of the schools but that only 32 percent of the replies expressed the opinion that it should be required. Vocational Civics has been taught in sixteen schools for three years or longer, and in seventeen schools for a shorter period of time. It is reported as being unsuccessful in six schools, and whether or not this is due to the nature of the course, it is interesting to note that no school intends to discontinue this subject. Notebook work is required and the socialized recitation is found in approximately 50 percent of the schools that offer this course. The stereopticon is used in one-half that number and supervised study in about two-thirds of that number.

Economics. Economics is offered most frequently in the fourth or the third year of the high school, yet six schools offer it in the first year. The data indicate that 82 percent of these courses are based predominantly upon some textbook. The texts used most frequently for this purpose are as follows:

| PRINCIPAL TEXTS | | |
|-------------------|------------------------------------|------------------|
| <i>Author</i> | <i>Title</i> | <i>Frequency</i> |
| Thompson | Elementary Economics | 104 |
| Ely and Wicker | Elementary Principles of Economics | 37 |
| Carver | Elementary Economics | 32 |
| Burch and Nearing | American Economic Life | 27 |
| Bullock | Elements of Economics | 19 |
| Marshall and Lyon | Our Economic Organization | 17 |

| SUPPLEMENTARY TEXTS | | |
|---------------------|----------------------------|---|
| Bullock | Elements of Economics | 8 |
| Carver | Elementary Economics | 7 |
| Ely | Outlines of Economics | 6 |
| Marshall and Lyon | Our Economics Organization | 6 |
| Seager | Economics | 6 |

Total number of schools teaching Economics 316

This subject has been offered in 208 schools for three or more years and in 69 schools for a shorter period of time. Reports indicate that in about 7 percent of the schools the course is disliked by the pupils. Thirteen schools report it as unsuccessful and four of these schools will not offer it again. Notebook work is required in 58 percent of the schools, the stereopticon used only in about one-fourth that number, and supervised study and the socialized recitation found in 30 percent and 47 percent respectively.

Sociology. Sociology appears most frequently in the fourth year of the high school, yet a large number of schools offer it during the third year. Eight schools teach it regularly to freshmen. As a rule, however, only upper classmen are permitted to enter the course. It alternates in most cases with Civics or Economics. As a rule the textbook is the basis of the subject. The texts that are most frequently used are as follows:

| PRINCIPAL TEXTS | | |
|--|--------------------------------------|------------------|
| <i>Author</i> | <i>Title</i> | <i>Frequency</i> |
| Towne | Social Problems | 67 |
| Ellwood | Sociology and Modern Social Problems | 46 |
| Burch and Patterson | American Social Life | 22 |
| Tufts | Real Business of Living | 4 |
| SUPPLEMENTARY TEXTS | | |
| Ellwood | Sociology and Modern Social Problems | 9 |
| Towne | Social Problems | 4 |
| Burch and Patterson | American Social Life | 4 |
| Tufts | Real Business of Living | 2 |
| Total number of schools teaching Sociology | | 156 |

Practically one-half of these schools teach current events in connection with this course. About 25 percent of the schools offering Sociology require it for graduation. The persons answering the questionnaire in about 50 percent of the schools believe the subject should be required. Hence, again theory and practice differ. Indications are clear that Sociology is fast coming into the high school curriculum. Its presence is reported by fifty-nine schools for three years or longer, and by seventy-five schools as having been introduced within the past three years. It is reported as unsuccessful in seven schools and as not being generally liked in three schools. It will not be offered next year by three schools. Notebook work is required in 44 percent of the

schools, the stereopticon is found in 16 percent, and supervised study and the socialized recitation are found in 35 percent and 57 percent, respectively.

Social Science. This course is offered most frequently to seniors or to sophomores. In nearly every instance it is limited to the students of the class for which it is offered. About three-fourths of the schools giving the subject adhere strictly to the textbook. The textbooks that are most frequently used are as follows:

PRINCIPAL TEXTS

| <i>Author</i> | <i>Title</i> | <i>Frequency</i> |
|---|-----------------------------------|------------------|
| Hill | Community Life and Civic Problems | 4 |
| Burch and Patterson | American Social Life | 4 |
| Tufts | Real Business of Living | 3 |
| Towne | Social Problems | 2 |
| Total number of schools offering Social Science | | 31 |


Current events are taught in this course in about three-fourths of the schools. About 16 percent require the subject for graduation. Indications from the opinions of those persons answering the questionnaire are that the subject should be required much more frequently than it is at present. Social Science has been offered for three years or longer by seven schools, and for less than three years by nineteen schools. It is reported as not being generally liked in two schools, and as unsuccessful in one school which plans to discontinue it. Notebook work is required in 55 percent of the schools offering the subject, the stereopticon is used in 26 percent, supervised study in 32 percent, and the socialized recitation in 45 percent of these schools.

Educational Guidance. This subject is offered in a very few schools, and appears either in the first semester or in the last three semesters of the high school course. When offered in the first year it is likely that one phase of its work is related directly to the students' future work in the high school. This subject does not appear to have a very definite content, and probably the subject matter of the course usually depends upon the interests of the instructor. In several cases "How to Study" by Sandwick is mentioned as a basic text. Current events are taught in almost one-half of these courses.

Of the schools teaching Educational Guidance 20 percent require it for graduation. However, 56 percent of the persons who answered

the questionnaire think that it ought to be required. It is not generally liked in one of the five schools reporting its presence. Notebook work and the socialized recitation are used in 20 percent of these schools.

Vocational Guidance. This subject is offered in either the second or the first year of the high school course. In nearly every case the classes are restricted to students with standing equivalent to the year in which the course is scheduled. "Occupations" by Gowin and Wheatley is used almost universally as a text. No other text was mentioned more than once. One-third of the schools require this course for graduation but the conclusion based on the answers to the questionnaire is that it should be required to a much larger extent. This subject also has made its appearance within the last few years, although only nine schools report that it has been taught for less than three years. It is generally liked in all the schools represented, is reported successful, and will be offered again in every case. Notebook work is required in 50 percent of the schools. The stereopticon is used in 15 percent, and supervised study and the socialized recitation reported in 22 percent and 37 percent, respectively.





U.C. BERKELEY LIBRARIES



036874978

