



This is a digital copy of a book that was preserved for generations on library shelves before it was carefully scanned by Google as part of a project to make the world's books discoverable online.

It has survived long enough for the copyright to expire and the book to enter the public domain. A public domain book is one that was never subject to copyright or whose legal copyright term has expired. Whether a book is in the public domain may vary country to country. Public domain books are our gateways to the past, representing a wealth of history, culture and knowledge that's often difficult to discover.

Marks, notations and other marginalia present in the original volume will appear in this file - a reminder of this book's long journey from the publisher to a library and finally to you.

Usage guidelines


Google is proud to partner with libraries to digitize public domain materials and make them widely accessible. Public domain books belong to the public and we are merely their custodians. Nevertheless, this work is expensive, so in order to keep providing this resource, we have taken steps to prevent abuse by commercial parties, including placing technical restrictions on automated querying.

We also ask that you:

- + *Make non-commercial use of the files* We designed Google Book Search for use by individuals, and we request that you use these files for personal, non-commercial purposes.
- + *Refrain from automated querying* Do not send automated queries of any sort to Google's system: If you are conducting research on machine translation, optical character recognition or other areas where access to a large amount of text is helpful, please contact us. We encourage the use of public domain materials for these purposes and may be able to help.
- + *Maintain attribution* The Google "watermark" you see on each file is essential for informing people about this project and helping them find additional materials through Google Book Search. Please do not remove it.
- + *Keep it legal* Whatever your use, remember that you are responsible for ensuring that what you are doing is legal. Do not assume that just because we believe a book is in the public domain for users in the United States, that the work is also in the public domain for users in other countries. Whether a book is still in copyright varies from country to country, and we can't offer guidance on whether any specific use of any specific book is allowed. Please do not assume that a book's appearance in Google Book Search means it can be used in any manner anywhere in the world. Copyright infringement liability can be quite severe.


About Google Book Search

Google's mission is to organize the world's information and to make it universally accessible and useful. Google Book Search helps readers discover the world's books while helping authors and publishers reach new audiences. You can search through the full text of this book on the web at <http://books.google.com/>





610,2
R91s
1890



THE STEPPING-STONE
TO
HOMOEOPATHY
AND
HEALTH.


1. 1. 7. 11. 15
BY
E. H. RUDDOCK, M. D.

NEW AMERICAN EDITION.

EDITED AND ENLARGED WITH THE ADDITION OF A CHAPTER
ON DISEASES OF WOMEN, AND THE TISSUE REMEDIES,

BY
WM. BOERICKE, M. D.

PHILADELPHIA:
THE HAHNEMANN PUBLISHING HOUSE.
1890.



1871 25 6.3
Recd. 6-8-22 R.W.

PREFACE TO THE TENTH ENGLISH EDITION.

IN issuing this edition of the Manual, the author cannot forbear making a slight reference to the increased esteem in which Homœopathy is now held as compared with its position fifteen years ago. The great demand for this and other works of the author is no slight evidence of the rapid extension of homœopathic practice. Is it too much to suppose that these works have contributed to the popularity of this method of the art of healing? Increased acquaintance with it has led to increased demand for its literature; and increased diffusion of literature has led to extended knowledge and practice. By "Stepping-Stones" many wayfarers have crossed the stream of uncertainty to a "better land" of health, and have beckoned others to come thither by the same means. So they and others have advanced and have increased their numbers until the Homœopaths are not now a small and feeble band. In the present edition the author has again endeavored to express his gratification at the wide appreciation of his humble efforts to extend Homœopathy, by embodying some of the results of his enlarged experience during the fifteen years that have elapsed since the first edition of this book was published, by maintaining it on a level with the progressive character of Homœopathy and medical science in general, and by presenting a longer list of complaints, with ampler treatment, than is included in

(3)

132563

any similar work with which he is acquainted. It has been revised throughout, and improved by the insertion in numerous parts of fresh observations of a practical character. Nearly every page will be found to include changes or additions which it is hoped will render the work increasingly useful.

Domestic Homœopathy.—The profession of medicine cannot in this age of progress be treated as a mystery. The aim of the enlightened physician is to make its principles as extensively known as possible, conscious that thereby the greatest amount of good will accrue both to the profession and the public. Still, the objection is often urged that domestic Homœopathy trenches on the legitimate sphere of the profession, and is dangerous in its tendency. Neither objection is valid. Drugs *are*, and we believe ever will be, employed in nearly every household—*antibilious pills, Epsom salts, rhubarb, sulphur, magnesia, quinine, etc.* We are not, therefore, the *originators* of domestic treatment; we have rather sought to *reform* it, by substituting remedies and measures which are not only far less harmful but very much more efficacious than those ordinarily adopted. Failure in health, of a simple and uncomplicated nature, may often be arrested at the outset by carrying out the instructions contained in the following pages, while if neglected till the symptoms assume forms which seem to justify the consultation of a medical man, it may become converted into serious and even fatal disease.

Justification.—A fact which specially justifies the composition of this Manual is the necessity of meeting, so far as possible, the requirements of persons residing in localities where professional homœopathic treatment is

inaccessible. An extensive correspondence with persons in various and remote parts of the country and of the world convinces the author of the importance of making some provision for patients placed in such positions; at least, till professional men have been universally led to the study and practice of the discoveries of the illustrious Hahnemann.

Advantages of Professional Treatment.—While making these statements, we feel it to be our duty to recommend that, in *every serious or doubtful case*, or when the treatment herein prescribed is insufficient to effect *improvement* in a reasonable time, the patient or his friends should consult a qualified homœopathic practitioner. The vast and ever-accumulating resources at the disposal of a professional Homœopath unquestionably place him on high vantage ground compared with a domestic practitioner. The repertory at his command is always increasing, and must, under almost all circumstances, be more extensive than any that a private individual possesses; his reading and professional intercourse make him acquainted with remedies of which ordinary persons are ignorant; and diversified experience enables him to detect subtle symptoms which at once point to the employment of specific medicines.


Progress and Opposition.—In this age of scientific progress it is gratifying to observe that medicine, instead of being in the rear, is advancing to the front rank, and that Homœopathy is in the vanguard of medical advancement. This is proved by its rapid extension, and by its powerful, though indirect, influence on medical and surgical practice generally, causing it to do homage to the instincts of humanity, and banishing every measure or drug that is harsh and destructive. Hostile re-

sistance to Homœopathy there is, but it comes exclusively from persons *ignorant* of its principles, or *inexperienced* in its actual results. The great majority of medical men, and, indeed, almost all who are outside the homœopathic circle, are completely in the dark as to its theory and practice, and are consequently incompetent to give a reliable opinion on the subject; just as the driver of a *stage-coach* or the commander of a *sailing vessel* lacks the knowledge and experience to pronounce on the merits of *railways* or *steamers*, although all are alike intended for the transport of passengers and merchandise. On the other hand, those who have been trained under the beliefs and practices of the old system, and have been converted to the new by investigating its theory and observing its results, are placed in a position to form and express a candid opinion of the merits of both. The author of this work is in this position. With the confidence, therefore, which knowledge of, and experience in, both the old and new modes of treatment alone can impart, he heartily recommends a trial of Homœopathy.

Importance of Health.—The design of this Manual is to point out some of the means by which much human suffering may be prevented, bodily functions preserved unimpaired, and life prolonged to the full period of man's existence. The importance of the subject will be obvious when it is considered how inconsistent physical incapacity and suffering are with moral well-being. When the habits and circumstances of man are inimical to good health, all the capacities of his nature are diminished and deteriorated. The application, therefore, of means for guarding or restoring the health of the body at the same time provides for the exercise of the intel-

lectual and moral powers in their highest state of perfection. Perhaps there are moral benefits and opportunities consequent on weakness and disease; but who can doubt that those attendant on health and vigor are far greater? Impaired health is a moral as well as a physical disadvantage. Reason asserts this, and experience confirms it. Who has not learned that an important way of "keeping the body in subjection" is to keep it free from the uneasy sensations and disabilities that accompany ill-health? If this be so, it places the highest value upon the perfection of our bodily organs, and stamps that profession whose duty it is to promote "the glory of the Creator and the relief of man's estate" as one of the very highest that can be exercised by man. From such a standpoint we see in every disease cured the removal of a blot which marred the image of God's noblest work, and new power given to brighten and lengthen man's earthly life. Thus, alleviating human suffering, and so allowing the fullest exercise of man's higher nature, we are permitted to be humble followers of HIM who "healed all manner of diseases," and whose wonderful and beneficent life has been embodied in the simple phrase, "He went about doing good."

E. H. RUDDOCK.



PREFACE TO THE AMERICAN EDITION.

IN preparing a new edition of Dr. Ruddock's "Stepping-Stone," the editor has taken advantage of the opportunity afforded of submitting the work to a thorough revision. Without in any way altering the arrangement or scope of the book, the reviser has endeavored to bring it abreast of the times, and has made such alterations, either in the way of correction or addition, as he deemed would render it still better fitted for the purpose it has so well fulfilled hitherto. To this edition a chapter on the chief diseases of women has been added, which will greatly enlarge the practical usefulness of the book. In giving the uses of the *Twelve Tissue Remedies*, and incorporating them with the other homoeopathic medicines mentioned, the editor feels confident that this addition will be welcomed by all who may have occasion to refer to the book, since the application of these precious remedies is not only a very wide one, but their uses are easily understood and readily applied by the intelligent layman. In its present form, this little volume is not only a stepping stone to Homoeopathy, as Dr. Ruddock aptly designates it, but it is also in itself a complete, though concise, treatise for the domestic treatment of all disorders.

It does not attempt to supplant the physician's services, but rather to supply such intelligent co-operation as every physician welcomes, and to be a reliable guide before his arrival in the management of all diseased

conditions. Such popular treatises are of great use to Homœopathy—are its most successful missionaries—and prepare larger and wider spheres for active work for homœopathic physicians.

WM. BOERICKE, M.D.

PHILADELPHIA, July, 1890.

HINTS TO THE READER.

I. The novice in Homœopathy should first make himself familiar with the introductory chapters.

II. When the work is consulted for the treatment of any particular disease, the *whole section* devoted to it should be read before deciding on the course to be taken; and if difficulty be experienced in choosing between different medicines, the *Materia Medica* should be referred to, and an endeavor made to discover the essential features peculiar to each remedy.

III. Persons desirous of being able to act wisely and promptly in any emergency, for the prevention or removal of suffering, should read this Manual through. Hurried perusal under excitement does not admit of that calm consideration of details which is often necessary to determine the most speedy and effective remedy. The body of the work, Part II, is devoted to diseases and their treatment—Part III to *Materia Medica*. *Both* should be studied carefully.

IV. When medical terms are used, they are either explained in the text or in the index, at the end of the Manual. This index is now very copious, and every subject of importance may be found by consulting it. Reference is further made easy by division of the work into parts, chapters and sections, and by a table of contents at the commencement.

V. To this new American edition of this Manual a Clinical Directory is appended, which, it is hoped, will

be found of great use to those who have attentively studied disease and *Materia Medica*. It contains, in a condensed form, prescriptions for diseases and symptoms, many of which and the remedies prescribed are not referred to in the body of the work. The Clinical Directory has been carefully arranged, and is really the essence of the varied experience of many professional medical men. It is, therefore, of more worth to those who know how to use it than many who glance at its few pages would suppose. The chapter on Diseases of Women is also a special feature of this edition.

CONTENTS.

PART I.

ON HOMŒOPATHY AND HYGIENE.

CHAPTER I.

	PAGE
Homœopathy	17
Introductory—Early History—Status of Professional Homœopaths—Indirect Influence—Its fast-increasing Adoption by its <i>Quondam</i> Opponents—Homœopathy pirated by Allopathic Professors—Is Homœopathy going down?—What is Homœopathy?—Appeals to Facts—The Single Remedy—Small Doses—Homœopathy not Opposed to Experience—Faith not Homœopathy—Veterinary Homœopathy in the British Army—Diet not Homœopathy—Medicines in Health—Illustrations: Light, Seed and the Magnet—Advantages of Homœopathy—Economy—Homœopathic Success—Is the Public a Competent Judge?—Homœopathy and Cholera—Constipation—Statistics—Gentle Measures—Jerrold's Death-bed—Homœopathic Medicines are Specific—Homœopathy and Children—Experimental Practice—Preventive Medicine—Future of Homœopathy— <i>Magna est veritas, et prevalebit.</i>	

CHAPTER II.

Observations on Health (<i>Hygiene</i>)	33
General Hints—Diet—Water—Fresh Air—Light—Bathing—Clothing—Exercise—Tobacco and Snuff—Drugs.	

CHAPTER III.

The Tissue Remedies	45
The Theory of Biochemistry and History of the Tissue Remedies.	
Medicines: their Administration, etc.	49
Forms of Medicines—Globules, Tinctures, Triturations—Genuine Medicines—Medicine Case—Directions for Taking Medicines—List of Medicines—Hours—The Dose—Repetition of Doses—Alternation of Medicines.	

CHAPTER IV.		PAGE
Nursing, Diet, Baths and Other Accessory Treatment		54
On Nursing: The Apartment, the Bed, Cleanliness, Beverages—Diet: Milk Diet, Meat Diet, Extraordinary Diet—Regularity of Feeding—Food not to be Kept in the Sick-room—Moderation in Convalescence—Baths, etc.: Warm or Hot Bath, Hot Foot-Bath, Wet Pack, Throat Compress. Abdominal Compress.		

PART II.

DISEASES AND THEIR TREATMENT.

CHAPTER I.		
General Diseases.—(a) Blood Diseases		63
Smallpox—Vaccination—Chickenpox—Measles—Scarlet Fever, Scarlatina—Typhoid Fever—Simple Fever—Ague, Intermittent Fever—Cholera—Whooping-Cough—Mumps—Influenza—Erysipelas.		
CHAPTER II.		
General Diseases.—(b) Constitutional Diseases		92
Acute Rheumatism, Rheumatic Fever, and Chronic Rheumatism—Lumbago, Pains in the Loins—Gout—Phthisis Pulmonalis, Scrofulous Consumption.		
CHAPTER III.		
Diseases of the Nervous System		102
Epilepsy, Falling Sickness—Infantile Convulsions—Spasmodic Croup, Child Crowing—Headache—Sick-Headache.		
CHAPTER IV.		
Diseases of the Eyes, Ears, and Nose		111
Inflammation of the Eyes—Stye on the Eyelids—Inflammation of the Ears—Earache—Discharge from the Ears—Deafness—Bleeding from the Nose.		

CONTENTS.

15

CHAPTER V.

PAGE

Diseases of the Respiratory System	118
Croup—Cold in the Head, Catarrh—Hoarseness—Bronchitis —Asthma—Inflammation of the Lungs, and Pleurisy— Cough	

CHAPTER VI.

Diseases of the Digestive System	134
Thrush, Frog—Disorders of Teething—Toothache—Sore Throat—Quinsy—Indigestion—Vomiting—Seasickness— Dysentery, Bloody Flux—Rupture and Strangulated Her- nia—Worms—Diarrhœa, Looseness of the Bowels, Purging —Diarrhœa in Children—Colic—Constipation, Confined Bowels—Piles—Protrusion of the Bowel—Biliousness— Jaundice.	

CHAPTER VII.

Diseases of the Urinary System	172
Difficulty in Urinating—Incontinence of Urine—Wetting the Bed—Bleeding from the Urinary Organs—Spermator- rhœa, Involuntary Emissions.	

CHAPTER VIII.

Diseases of Women	178
Puberty and First Menstruation—Suppressed Menstruation —Painful Menstruation—Profuse Menstruation—Flood- ing—Leucorrhœa or “the Whites”—Change of Life— Morning Sickness—Sore Nipples—Troubles of Lying-in Period.	

CHAPTER IX.

Diseases of the Cutaneous System	184
Nettlerash—Itching of the Skin—Ringworm—Shingles— Chilblains—Ulcers, Sores—Boil—Whitlow—Corn— Warts.	

CHAPTER X.

Unclassified Diseases	193
Palpitation of the Heart—Hemorrhages and Hemorrhagic Diathesis—Spitting or Vomiting of Blood, from Rupture of a Bloodvessel.	

CHAPTER XI.

	PAGE
Injuries—Accidents	198
Apnoea (from Drowning, Hanging, Suffocation by Gas, etc.)	
—Fainting, Insensibility—What to Do when a Dress	
Catches Fire—Burns and Scalds—Frostbite—Sunstroke—	
Bruises—Wounds—Poisoned Wounds—Bites and Stings—	
Foreign Bodies in the Eye or Ear—Bloodshot Eye—	
Broken Bones—Sprain—Fatigue and Overexertion—	
Poisons.	

PART III.

CONCISE MATERIA MEDICA.

Remedies	214
Aconitum,	Hamamelis,
Antimonium,	Hepar,
Apis,	Ignatia,
Arnica,	Ipecacuanha,
Arsenicum,	Kali bichromicum,
Belladonna,	Lycopodium,
Bryonia,	Mercurius,
Calcarea carb.,	Nux vomica,
Cantharis,	Opium,
Carbo,	Phosphorus,
Chamomilla,	Podophyllum,
China,	Pulsatilla,
Cimicifuga,	Rhus tox.,
Cina,	Spongia,
Coffea,	Sulphur,
Colocynthis,	Tartar emetic,
Drosera,	Veratrum album,
Dulcamara,	Veratrum viride.
Gelsemium,	
The Twelve Tissue Remedies	233
Calcarea fluor.,	Kali sulph.,
Calcarea phos.,	Magnesia phos.,
Calcarea sulph.,	Natrum mur.,
Ferrum phos.,	Natrum phos.,
Kali mur.,	Natrum sulph.,
Kali phos.,	Silicea.

PART IV.

Clinical Directory	237
Index.	

THE
STEPPING-STONE TO HOMŒOPATHY
AND HEALTH.

PART I.

CHAPTER I.

1.—Homœopathy.

Introductory.—This Manual is issued as a “Stepping-Stone” to the domestic practice of Homœopathy; a few remarks, therefore, explanatory of this system of medicine may appropriately precede its practical teachings.

Life is the noblest gift of God, and health one of its greatest accompanying blessings. To recover health when lost, and to preserve it in its integrity to the allotted period of human life are the objects contemplated in the publication of this little volume. The reader is requested to pause a few minutes before entering on the subsequent practical details, in order briefly to consider some of the more prominent features and a few of the advantages that would arise from the more general and extended adoption of Homœopathy.

Early History.—Homœopathy is a system of medicine for the cure of all curable diseases, first discovered and adopted nearly a century ago (A.D. 1790) by that great physician, HAHNEMANN. But we do not claim

for that distinguished man the *invention* of Homœopathy; he only removed the obscurity which had hitherto shrouded the subject of medicine, and unfolded to mankind a great law of nature, just as Newton *discovered* the principle of gravitation. Glimmerings of this science had been caught many centuries before by Hippocrates and others, but the illustrious Hahnemann was the first fully to grasp the principle and to enunciate it as *the* law of healing, and therefore of universal applicability. At first its professors were few, and consisted of the immediate friends and disciples of Hahnemann; but, ever since, they have been steadily multiplying, so that now medical men of great intelligence and high moral principle are to be found practicing Homœopathy in every civilized portion of the globe. There are about three hundred avowed legally qualified practitioners in Great Britain; while if those who approve the system and practice it in part or secret were added, the number would be far more than doubled. In the United States of America there are upward of 10,000 practitioners and many State-supported hospitals, universities and medical colleges.

Status of Professional Homœopaths.—It is often represented that homœopathic medical men occupy an inferior position to those of the old school. Nothing could be further from the truth. The homœopathic practitioners have the same legal rank and have passed through similar courses of study as their brethren of the old school, supplemented by the special study of Homœopathy and the homœopathic application of drugs, by which knowledge they are enabled to cope with many forms of disease against which the old school practitioner, without this special knowledge, is powerless.

Indirect Influence.—Moreover, there are many who practice homœopathically, but have not the courage to avow it; and many others who, impelled by the influence which this system is everywhere exerting, are greatly modifying their practice. Even the *Lancet* occasionally opens its pages to the teaching of Homœopathy: an Allopath describes the successful treatment of nausea, retching and vomiting by a drop of *Ipecacuanha* wine in a teaspoonful of water, repeated at first every hour, and afterward every four hours. The writer states that he was induced by the recommendation of a medical friend (no doubt a Homœopath) to use this treatment, that he did it with the greatest skepticism, and with the fullest expectation of finding these small doses useless. Repeated successes, after the failure of lengthened trials of the usual allopathic armament, compelled him to believe in their efficacy. Indeed, *Aconite* and various other of our well-known remedies are frequently prescribed; and cases successfully treated by them are quoted in the allopathic journals. The use of single remedies in one or two-drop doses, or even smaller, by medical men of the old school satisfactorily proves the growing influence of Homœopathy, especially when, as we have seen, the remedies so used are prescribed for diseases to which they are homœopathic. The good thus effected by the discovery of Hahnemann is immeasurable. Its influence is both direct and indirect, acknowledged and unacknowledged, but always beneficent. Not only medical men, but tens of thousands of intelligent persons in every civilized portion of the globe confide in Homœopathy as the best and most natural system of cure.

Homœopathy Pirated by Allopathic Professors.—But

the most convincing proof of the advance of Homœopathy is to be found in the more popular of the allopathic works on materia medica and therapeutics, such as Dr. Lauder Brunton's *Pharmacology, Therapeutics* and *Materia Medica*, and Professor Sidney Ringer's *Handbook of Therapeutics*. In these books homœopathic remedies are recommended by the hundred, but no acknowledgment is made to Homœopathy or Hahnemann. And this is what constitutes the dishonesty of their action. In science and literature to appropriate the works of another without giving due acknowledgment to the real author of them constitutes piracy; and the works of the writers we have named are at once an unintentional monument to the genius of Hahnemann, and an equally unintentional monument to the writers' own disgrace.

Homœopathy going Down?—It is true, the statement is often made by its opponents that the new system is on the decline. "Homœopathy is going down," once remarked a medical man of the allopathic school. It is going down. Not, however, in the sense he wished. It is sinking deep into the understandings and hearts of the people. Almost everywhere they are directing their attention to the subject. They try it, and in the hour of sickness confide in it; and if not conversant with the scientific proofs of Homœopathy, they recognize in it a power to heal superior to that which they have ever experienced under the old plan of treatment.

What is Homœopathy?—It may be advisable to answer succinctly this question before going further. Homœopathy is a system of administering medicines for the cure of the sick, based on the fact that *drugs have the power of causing in the healthy, diseased states similar to*

those they have the power of removing in the sick. Thus quinine, which cures ague, has the power of causing attacks of fever like the ague fits; and Belladonna, which mitigates and prevents scarlet fever, produces, in the healthy, fever, sore throat, and a rash very like the symptoms of scarlet fever.

Homœopathy Appeals to Facts.—It is deserving of remark that, in the discovery of Homœopathy, Hahnemann did not first conceive a *theory*, and afterward seek for facts with which to uphold it. No! At starting, and at each successive step, he relied solely upon *facts*. What he learned was from well-observed and unquestionable *facts*, based upon carefully conducted experiments. His assertions were grounded upon *facts*, the result of patient and oft-repeated investigations. For several years he kept his discovery to himself; at the same time he was arranging and accumulating evidence founded upon *facts*, which were diligently collected and closely scrutinized. At last he could speak with the confidence of a man who was well assured that the statements he made were true, that underneath his superstructure of theory there was not an uncertain foundation of supposition and probability, but the firm rock of natural and immutable reality. Homœopathy is still upheld by *facts*. Its foundation cannot be shaken. Its position is firm in spite of all the storms by which it has been assailed and all the tests by which it has been proved. It is because it has stood the trial of *experience* that it has been preserved to the present time, and will be transmitted to the latest generations.

Single Remedy.—Homœopathic treatment is not only distinguished by its simple evolution from facts, but also by its simple exhibition of methods of cure. Only

one remedy is given at a time; thus the pure action of each separate drug is ascertained, and the confusion resulting from mixing different substances in one prescription is avoided. Every remedy has an action peculiar to itself, and it cannot but happen, when several drugs are introduced into the system at the same time, that they interfere with each other. If, under such circumstances, good is effected, it is often impossible to determine which drug or how many out of the number have contributed to the result. Or if no good follows, and it be necessary to alter the prescription, then it must be also impossible to know what change to make, what remedies to omit, what new ones to add. Dr. Paris, a distinguished allopathic physician, says he was once told by a practitioner in the country that the quantity and complexity of the medicines which he gave his patients were always increased in the ratio with the obscurity of their cases. "If," said he, "I fire a profusion of shot, it is very extraordinary if some do not hit the mark." "A patient in the hands of such a practitioner," adds Dr. Paris, "has not a much better chance than a Chinese mandarin, who, upon being attacked with any disease, calls in twelve or more physicians, and swallows in one mixture all the potions which each separately prescribes." In Homœopathy we only give one medicine at a time; its action upon the system is then simple and undisturbed, and we are no longer in doubt as to what is doing good.

Small Doses.—Homœopathy does not necessarily mean a *small dose*, as it is often erroneously supposed to do. The term is intended to designate a certain *relation* of medicine to disease, not a certain *quantity* of the medicine. The grand principle—that which forms the basis

of the science—is, *like cures like*, irrespective of the quantity of the dose. Hahnemann, after he had discovered this principle, employed doses of the usual quantity. Experience and further investigation, however, taught him that smaller doses were not only sufficient and safer, but that, when frequently administered, they were more effective than large ones. Others have learned the same lesson, which is enforced by the testimony of all subsequent medical men who have fairly tested the point. The *assertions* of others who have not so tested it cannot claim confidence.

Apart from the greater curative power of small doses, it is a matter of perfect indifference to the followers of Hahnemann whether they administer medicines in large or small doses. If they found large doses more efficient in curing diseases than small ones, they would assuredly administer the former rather than the latter. We may suggest three reasons why small doses, administered in harmony with the homœopathic law, are efficient: First, because they are exactly suited to the *exalted susceptibility of the diseased part*, and act upon the same class of functions that nature has already called to her aid. Secondly, because they act *directly on the part* which requires to be influenced, and not on other parts; their force is not, therefore, expended on healthy parts. And, thirdly, because only *one remedy* being administered at a time, its action is not interfered with by one or several others. Doctors who always administer drugs in combination have no idea of the power of single drugs in small doses.

Homœopathy not Opposed to Experience.—The results obtained by homœopathic practitioners with small doses have been said to be opposed to all experience. But

the truth is that, prior to the researches of Hahnemann and his followers, we had no experience whatever in the matter. It is, consequently, just as absurd for medical men to deny that homœopathic remedies can effect the cure of disease because such cures are contrary to the experience of those who have never tried them, as for a certain King of Siam to have treated as false the statement that in some countries, and in some seasons, water, under the influence of frost, becomes changed from a fluid to a solid, permitting persons to walk upon it, because in his country no such phenomenon had ever been witnessed. Siamese philosophers are not yet extinct.

Faith not Homœopathy.—That the efficacy of Homœopathy is not dependent on faith or imagination is proved by its curing the diseases of infants, of patients in delirium, and of inferior animals. The writer is personally acquainted with many intelligent farmers who employ none other than homœopathic medicines in the treatment of their sick animals. It must be admitted that the farmers of this country are generally shrewd, calculating men, not easily deceived in matters affecting their interests, and, moreover, usually conservative in their notions; nevertheless, great numbers of them declare that Homœopathy cures diseases that were incurable by the old method; that it cures more quickly, at a less cost, and without damage to the constitutional powers of animals. We have in such declarations as these the best evidence that the success of Homœopathy is not the result of mere faith, but of valuable medicines properly administered.

In truth, the success of Homœopathy is anything but the result of faith in those who practice it. Per-

sons are generally slow to believe in it, and seldom have recourse to it *at first* without doubts and misgivings. Yet benefit is derived in spite of their unbelief. Cure overcomes their incredulity. Faith comes and grows only as the cure progresses and is complete. The very improbability of a dose so small and so unlike what had been formerly given acts, so far as the imagination has any influence upon the cure, unfavorably instead of the reverse. Conviction does not heal; it is the healing that produces the conviction.

Diet not Homœopathy.—Neither does Homœopathy consist in *dietary measures*, as often stated. All the interference of the homœopathic doctor in this particular only amounts to the discouragement of the use of such articles as are needless or injurious, and just such as any accomplished and faithful physician would prohibit. As physician for many years to a large dispensary in Reading, the author often remarked that some of his most successful cases had been cured without any reference to the question of diet at all, and never proscribed the moderate use of coffee, tea or anything else that agreed with the patient. In many cases a strict set of dietary regulations would be useless, for dispensary patients have generally but little choice of food; yet none have benefited from Homœopathy more than the poor.

Medicines in Health.—A story has often been told of a child swallowing the contents of a tube of globules, which created great alarm but took "no effect." Supposing the statement true, it does not at all compromise Homœopathy. Homœopathic medicines, in the form in which they are usually administered, are prepared with the view of acting on the constitution *in disease*,

when the parts are far more sensitive and much more easily affected than in a state of health. A healthy constitution has no susceptibility for attenuated drugs; to insure their action in health they must be administered in a low or crude form, so as to produce unnatural effects—in short, a kind of poisoning.

Illustrations—Light.—For instance, a ray of light falling upon a diseased eye will cause pain, or even become intolerable, although in health the same eye might be unaffected by the broad light of day. The susceptibility of the eye has, in fact, been heightened by disease. Millions of rays of light afforded pleasure in health: *now one ray gives pain.* Just so in reference to the tube of globules; *that which will produce no disturbance in health will, in disease, with heightened sensibility, act powerfully.*

Seed.—Small doses may be taken without producing effects, just as seed may be sown without yielding fruit. It were as reasonable to expect a plentiful harvest from seeds scattered on the seashore or on a beaten path as to expect “effects” from infinitesimal doses when the natural accessories are wanting. As seed will not grow unless the soil is congenial and prepared, so small doses will not act if the symptoms calling for their action are absent.

The Magnet.—To borrow another illustration: The disease must have the same attraction for the medicine as *the magnet has for iron.* You could not tell by touching the loadstone with a piece of copper that it had any power of attraction; neither could you tell by taking an attenuation of *Aconitum* in a state of health that it had any power. But try the magnet with a piece of *iron* and *Aconitum* with a *quick pulse*, and then their respective-energies will be demonstrated.

When it is said that the globules took "no effect," the meaning is, no such "effect" as follows allopathic doses, *viz.*, vomiting, purging, extreme pain, etc. And here we have an illustration of the safety of homœopathic remedies, and see how favorably they contrast with the strong drugs and severe measures often employed under the old system of treatment. Well, indeed, would it have been for thousands of allopathic patients if bleeding, Mercury, blisters, purgatives, etc., had also taken "no effect."

Advantages of Homœopathy.—We are thus led on to the consideration of the advantages arising from the adoption of homœopathic treatment, but we have only space to refer to a few.

Economy.—Economy is secured chiefly from the shortened duration of diseases. The use of strong drugs, whose deep and injurious effects are often not known or recognized, blistering, purging and other debilitating measures are discarded, so that, the disease being cured, the patient soon regains his strength, because it has not been expended by exhausting treatment. Tedious convalescence and permanently shattered health too often follow allopathic drugging. Patients often suppose they have not fully "got over" the disease, when in reality they are suffering from the effects of drugs administered to master the disease. To the industrial portions of the community, whose livelihood depends upon continuous work in their calling, a speedy restoration to health is of great importance. Now, it is a fact of too common occurrence that much inconvenience, and even destitution, often results from the injudicious and protracted measures of the old system; for the poor patient is long in recovering. On the other hand,

there is no medicinal exhaustion from which to recover when the disease has been overcome by homœopathic remedies.

Homœopathic Success.—In respect to successful treatment, Homœopathy is immensely superior to Allopathy. Patients who have been under both systems are best able to judge of their comparative merits, and such almost always give the palm to Homœopathy.

Is the Public a Competent Judge?—It may be said the public are incompetent to judge of such a matter; but it is not so; and although they might for a time be deceived, the deception could not last long. In matters affecting their personal interest the public are remarkably shrewd, and seldom fail to arrive at a sound conclusion. Not only the general public, but also physicians among the most highly educated of the profession, after due investigation and experiment, have renounced the old for the new system of practice; while some of the most profound scholars and greatest minds in the land are Homœopaths. The clergy and ministers of all denominations are rapidly embracing the system. So, we venture to affirm, will all those act who have the moral courage to inquire, investigate and think for themselves.

Homœopathy and Cholera.—The superiority of homœopathic over allopathic treatment applies both to acute and chronic diseases. Under the old system, when cholera prevailed in England, *two out of every three patients were LOST*; on the other hand, under Homœopathy, *two out of every three were SAVED*. This is proved from published statistics. The same is true of all other epidemics. In all, the duration and suffering are much shortened, and patients do not have a long and tedious convalescence.

Constipation.—Take a further illustration of the superiority of Homœopathy, as seen in the treatment of *constipation of the bowels*. Allopathy cannot cure this complaint. It can only give aperients or purgatives; and these, so far from removing the evil, in the long run generally aggravate it; whereas, by a little perseverance in the use of her remedies, Homœopathy cures it, even in the most inveterate cases.

Statistics.—We confidently refer, in proof of the success of homœopathic treatment, to the statistics of the various hospitals and dispensaries conducted on homœopathic principles. We have not space here to record even a selection from that accumulated evidence which has now become so voluminous. Numerous volumes of homœopathic clinical information, and the reports of the results of the practice of our hospitals and dispensaries, are open to the inspection of all; for Homœopathy, differing in this respect from every system of quackery, courts investigation. Nothing is considered more inimical to its interests than concealment. Facts so bear out its inherent truth as to carry with them their own irresistible credentials; and these, we are confident, will eventually remove every impediment to its general study and universal practice.

Gentle Measures.—Pass from stern statistics to more pathetic associations. Contrast the chamber of the allopathic with that of the homœopathic patient. Even if it is not true to-day to such an extent as it used to be, that the repulsive leech, the blister and its accompaniments—sores, salves and dressings—the emetic and its disagreeable results—the inevitable purgatives and their disgusting and hurtful consequences—are the constant signs of the presence of the old school physician, still

they are to a large extent, and always do we find large quantities of nauseous medicines in large bottles to be taken in frequent doses; or what is worse, violent poisons are injected subcutaneously, and the patient is thus drugged into unconsciousness. Think of such a course of treatment offered during the last and most sacred hours of life, and being often inflicted on helpless infants and terrified children, as not merely unnecessary, but pernicious beyond calculation; as often destroying, or deadening, by such harsh appliances, or stupefying drugs, the very life intended to be saved! Turn now to the chamber of the homœopathic patient. He is very ill, but the law of self-preservation is respected, and the "life's blood is spared." No leeches or blisters are used; the linen is clean, and the air is sweet; for there has been no emetic, no purgative or salivation, rarely a hypodermic syringe. Perhaps the only article indicative of sickness is a glass or bottle of medicine, inoffensive alike to both taste and smell, but potent to mitigate the sufferings of the patient and restore him to health.

Jerrold's Death-bed.—"Why torture a dying creature, doctor?" were the words and remonstrances of Douglas Jerrold to his medical attendant within a few hours of his death. The doctor insisted on administering medicine and cupping, notwithstanding extreme exhaustion. His son and biographer, Blanchard Jerrold, says, "We waved the fans about him, giving him air; and still, at intervals, he talked faintly, but most collectedly. The dawn grew into a most lovely summer morning. At ten o'clock the patient was cupped. He could hardly move in bed, and again said, 'Why torture a dying creature, doctor?' But the cupping took no effect."

This is a sad picture. Thank God, Homœopathy puts an end to these inhuman means, by substituting natural and gentle appliances, such as shall conserve the life-powers, and diminish, not aggravate, existing sufferings.

Homœopathic Medicines are Specific.—An important advantage attaching to our medicines is, that they only act on the diseased parts. Thus, in affections of the brain, the bowels are not operated on by purgatives; or the liver, mouth and bones by Mercury; or the skin by blisters; but such substances are administered as have been proved to operate *directly on the brain itself*, and upon the brain in that particular diseased condition which exists when it is brought under treatment. So in diseases of the chest: the bowels, liver and skin are undisturbed, and only that part acted upon which is diseased. This is a great advantage. Under such treatment disease cannot be produced in healthy parts, and the disappearance of the primary disease is a sign that it is absolutely cured.

Homœopathy and Children.—Our medicines are not disagreeable. This is an advantage which every mother who knows that her children have a *natural* and *proper* disgust of old physic, can appreciate. Adults swallow nauseous draughts and pills in the *hope* of deriving benefit therefrom; in the case of children, however, the prospect of benefit is often far more than counterbalanced by the horror and disgust which the abominable compound excites. And, further, the diseases of children are influenced most strikingly and favorably by homœopathic medicines; and every practitioner has often received the warmest thanks of parents from whose children the most alarming diseases have been removed as by a charm.

Experimental Practice.—We do not try experiments with our drugs on the sick. The practice of trying the effects of drugs on persons suffering from disease is *cruel and dangerous*: cruel, because it torments the patient already suffering from disease; and dangerous, because it often undermines the constitution, and interposes obstacles to that natural tendency to recovery which Infinite Goodness has interwoven with life. Homœopathic drugs, on the contrary, are always tried on medical men and their friends when in health, in repeated and sufficiently large doses, to ascertain their properties before administering the smaller and attenuated doses of such medicines to the suffering.

Preventive Medicine.—But Homœopathy is *preventive* as well as curative. Its medicines have the power of preventing, or arresting at the very outset, many diseases, such as colds, influenza, various fevers, cholera, etc. In the practical portions of this work it will be found that we have suggested preventive as well as curative measures.

Future of Homœopathy.—It may be asked, “Will Homœopathy ever become universal?” We reply, most great discoveries and improvements have been obstinately opposed at first, but, having truth for their basis, have triumphed in the end. So Homœopathy, in spite of the bitterest and most unprincipled opposition which it has received from the very commencement, has continued to spread in an ever increasing ratio, so that now, wherever the sun shines, and the light of European civilization has penetrated, and suffering humanity is found, Homœopathy is acknowledged and embraced as one of the greatest and most humane of modern discoveries. We have an impressive illustration of this in the

case of Hahnemann, the first expounder of Homœopathy—he was cruelly persecuted, and finally driven from his native Saxony; yet now, the very city of Leipsic, from which he was banished, is adorned by a monumental statue, in bronze, and a large homœopathic hospital which perpetuate his memory. If Homœopathy then could not, in its early infancy, be destroyed, it has little to fear now that it has grown to the proportions of a giant. Many of its present adherents have been converted from the old system through *experiencing or witnessing* the superior advantages of the new, in the face of those deeply rooted prejudices which it is difficult entirely to discard. Thousands of families are now being reared under homœopathic influences who have never espoused, and probably never will espouse, any other system. The tendencies of such persons will be in the right direction, and they will become its consistent and unwavering advocates. Judging then of the future by the light of the past, and believing that truth will prevail, we are led to the inevitable conclusion that Homœopathy, founded as it is upon truth, upon an immutable natural law, will ultimately become the exclusive and universal mode of curing all diseases which are curable by drugs.

CHAPTER II.

2.—Observations on Health (*Hygiene*).

General Hints.—All persons should, if possible, take moderate daily exercise in the open air, or, when the weather is unsuitable, in well-lighted and properly-

ventilated rooms. Undue indulgence in any passion, all excessive emotions—grief, care, anger, worry, etc.—must be guarded against. The active requirements of business, as well as all its cares and anxieties, should be strictly confined to ten or twelve hours each day, and the remaining portion of the twenty-four hours appropriated to rest, recreation, and the general improvement of the mind and body. The regular habit should be formed of going to bed early and rising early. Even children, who generally wake early, should never be compelled to lie in bed, as nature seems to have intended every one to rise early. On the other hand, be careful about disturbing the morning sleep of weakly children or the debilitated generally. A passing remark on these topics is all our limited space permits, except on two or three points, to which additional paragraphs are appropriated.

Diet.—The grand rule to be observed is that persons should partake of easily digestible and nourishing food, sufficient to satisfy hunger; and of such drinks only as nature requires to allay thirst.

Avoid everything that you know, from experience, disagrees with you, and do not get to be a slave of any dietetic theories, and remember that one man's meat is another man's poison, hence the impossibility of laying down any universal rules. But, in a suggestive way, the following may be observed:

Dinner.—Meat, prepared for the table so as to retain all its juices, and properly cooked vegetables, varied from time to time. In addition, for ordinary diet nothing is better than an old-fashioned light suet pudding, with gravy or preserves. Pastry is not so wholesome. *Breakfast* may consist of bread or dry toast, with

butter or a slice of bacon, or a lightly boiled egg; but eggs should not always be taken, especially by persons of sedentary habits. Oatmeal, cracked wheat, or others of the mushes, with cream and sugar. A breakfast-cupful of cocoa, made from the nibs or from one of the cocoa "essences," such as Epps' or Alkethrepta, is more nourishing than tea, and less prejudicial to the nervous system. Many diseases come under our notice, especially in dispensary patients, from the excessive and almost exclusive use of tea as a beverage. Cocoa nibs produce a highly agreeable beverage, and, from personal use, we recommend its daily adoption, especially for breakfast. For the evening meal, one or two small cups of black tea may be taken instead of cocoa, although the latter is more nutritious. Tea, after it is made, should never be allowed to stand longer than five minutes, at the outside, before it is taken. It should never be taken without a plentiful supply of milk. For growing children, and persons to whom nourishment is a matter of importance, cocoa should always be chosen instead of tea or coffee. It, and especially milk, with bread, crackers and "mush," should form the principal articles of diet for the young. The meal should also include bread, or dry toast, with butter, fruit, marmalade, green vegetables, etc., as may be found most digestible and agreeable. Coffee, well made, is better for many patients than tea. The nervous should use it but sparingly, and tea should be avoided by those suffering from flatulency. *Cheese* may be eaten if it agree and the digestive organs are healthy; but it should not be taken late in the day, as it requires many hours to digest. Cooked cheese, in the shape of cheese biscuits, and finely grated cheese added to soups are

both nutritious and digestible. Nearly all that it seems necessary to state further in this chapter is—the diet should be regulated by the person's own observations, intelligently made, as to what kinds of food and drink best agree with him; meals should be eaten slowly, in a cheerful spirit, and taken at regular intervals—usually not more than three in the day; and no severe exercise—mental or physical—should be practiced immediately after a meal. For further and full information on this subject consult “Essentials of Diet; or, Hints on Food in Health and Disease,” by Dr. Ruddock.

Water.—Water is the natural drink of man, and may always be taken in moderation when thirst is present. It performs important purposes in the animal economy, and is absolutely indispensable for life and health. When there is intolerance of plain water, as in some conditions of the stomach, toast-water may be substituted, and this nearly always agrees. Water enters largely into combination with all our food, and acts as a solvent of everything we take. It acts also as a vehicle to convey the more dense and less fluid substances from the digestive tract to their destination in the body. It gives fluidity to the blood, holding in suspension or solution the red corpuscles, albumen, fibrine and other constituents which enter into the different structures of the body, the whole of which are formed from the blood. Not only the soft parts of the body, but even the very bones, or the materials of which they are composed, have at one time flowed in the current of the blood. To show how essential water is for the development and maintenance of the animal body, we may state that a calculation has been made which proves that a human body weighing 154 lbs. contains 111 lbs.

of water. Such a fact should suggest the necessity for obtaining water pure, and taking it unpolluted by animal and mineral ingredients. Water may be obtained tolerably pure in rain or snow collected in suitable vessels in the open country, away from crowded dwellings and manufactories. Spring, river, sea, surface, well and mineral water all contain various substances dissolved in them, which frequently render them, without distillation or filtration, unsuitable for drinking, or even for the preparation of articles of food. In some cities can be had an aerated distilled water, which is both palatable and perfectly pure. The purest natural water is obtained from deep wells, bored through the earth and clay down to the chalk (*artesian wells*). For cooking purposes and even bathing the purest water that can be obtained should be used.

All water for drinking purposes in our cities—and it is advisable in all cases—*should be first boiled* and then cooled. The same rule is to be observed in using water as a vehicle for our medicines.

In nausea, morning sickness, seasickness and weak condition of stomach an aerated water is sometimes very grateful. In these cases soda water or any effervescing water will be found useful, but for constant use only pure, natural water should be used.

In some forms of dyspepsia and catarrhal conditions of the stomach hot water is of great benefit. But it must be taken an hour before meals and also at bedtime (if constipation be present) and sipped slowly, taking about a quarter of an hour for it. Again, in chronic catarrh of the head and throat, gargling with water in which may be dissolved a little ordinary table salt is very beneficial. So, in catarrhal conditions else-

where—leucorrhœa, for instance—a similar local use of water is desirable and harmless.

One important object contemplated by the writer of this work is the removal of a foolish prejudice, which unhappily exists in the minds of many, against pure water, an element which God has provided for His creatures with the most lavish abundance; and of promoting, both for internal and external purposes, a more regular use of this invaluable boon. Pure water has justly been regarded as an emblem of innocence, truth and beauty. In a community in which this element shall be used as the chief beverage and more abundantly for purposes of purification we may hope to find in the morals of the people reflections of that virtue of which water is so vivid a type; and—a matter which more immediately bears on the subject of this Manual—that suffering may be more easily controlled by our remedies, and the development of those latent tendencies to disease most effectually prevented, which the habits and fashions of the present age seem to favor.

Fresh Air.—A proper supply of pure, fresh air is essential for the preservation of life and health. Although life may not be suddenly destroyed by breathing an impure atmosphere, still the vital energies are slowly but surely impaired, especially those of growing children and persons suffering from disease.

Bedrooms, in which about one-third of human life is passed, are generally too small and badly ventilated. The doors, windows and even chimneys are often closed, and every aperture carefully guarded to exclude fresh air. The consequence is that long before morning dawns the atmosphere of the whole apartment becomes highly noxious in consequence of the consumption of

its oxygen, the formation of carbonic acid and the exhalation of impurities from the lungs and skin. In an atmosphere thus loaded with effluvia the sleep is heavy and unrefreshing, partaking more of the character of insensibility. Due provision for the uninterrupted admission of free air and the free escape of impure air secures lighter, shorter and more invigorating sleep. *An airy, well-ventilated sleeping apartment should be regarded as one of the most important requirements of life, both in health and sickness.* With few exceptions, the window of the bedroom may be left open, except in foggy weather, with perfect safety. A current of air may be prevented from playing on the face of the occupant by placing the bed in a proper situation, or by suspending a single curtain from the ceiling. The objection that is often urged against night air is met by the consideration that there is no other air to breathe.

Light.—The importance of sunlight for physical development and preservation is much undervalued. It is not commonly known that there are chemical rays as well as rays of light and heat, and that they have an important influence on the healthy growth of all animated nature. Women and children, as well as men, in order to be healthy and well developed, should spend a large portion of each day where the solar rays can reach them directly. In very hot weather, during the excessive heat of the day, a shady tree or grove, or even an airy house, may be sought; but dark parlors and rooms should be shunned, for the cold "damp of death" is often within them. Houses that have been penetrated and purified by the solar rays in the daytime are alone fit to be occupied at night.

The value of sunlight, with its accompanying influences, for animal development may be illustrated by such facts as the following: In decaying organic solutions animalculæ do not appear if light is excluded, but are readily organized when light is admitted. The tadpole, kept in the dark, does not pass on to development as a frog, but lives and dies a tadpole, and is incapable of propagating its species. In the deep and narrow valleys among the Alps, where the direct rays of the sun are but little felt, cretinism, or a state of idiocy, more or less complete, commonly accompanied by an enormous goitre, prevails as an epidemic, and is often hereditary. Rickets, deformities, crookedness and swelling of the bones are very common among children who are kept in dark alleys, cellars, factories and mines. It has been found that, during the prevalence of certain epidemic diseases, the inhabitants who occupy the side of the street and houses upon which the sun shines directly are less subject to the prevailing disease than those who live on the shaded side. In all cities visited by the cholera it was invariably found that the greatest number of deaths took place in narrow thoroughfares, and on those sides of streets having a northern exposure, from which the salutary beams of the sun were excluded. It is said that the number of patients cured in the hospitals of St. Petersburg was four times greater in rooms well lighted than in confined and dark rooms. This discovery led to a complete reform in lighting the hospitals of Russia, and with the most favorable results.

Bathing.—As an invaluable aid to health, every person should bathe or sponge the whole body with cold water, immediately following it by vigorous friction,

and soon afterward exercise in the open air, to promote reaction. This tends to health by the removal of impurities which clog the pores of the skin, preventing free perspiration and the action of the atmosphere. Merely washing the hands, face and neck is by no means sufficient; the entire surface of the body requires the application of water, not only for the purpose of cleanliness, but as a means of invigorating the capillary circulation, and so fortifying the system as to enable it to resist atmospheric vicissitudes. The secret of attaining these ends consists in employing water in such a manner and of such a temperature, with the body in such a condition before and after the application, that the reaction or glow shall be simply perfect. The best time for a cold bath is on rising from bed, before the body has become chilled or fatigued. Cold bathing should not, therefore, be practiced when the body is cold or cooling, or when it is exhausted by exertion, or is naturally too weak. It is not always necessary to suspend the morning bath during the monthly period; but if cold acts injuriously, tepid water should be substituted. A bath should not be taken too soon after a meal; nor should the time spent in the bath be too long; that should vary, according to circumstances, from about one to four minutes. The addition of *sea-salt* to the water imparts a stimulating property which favors reaction; but the use of seawater whenever it can be had permits of bathing to the highest perfection. Persons subject to rheumatism, or to feeble action of the heart, should not, however, bathe in water that is quite cold. Persons with delicate, dry skins should not bathe so frequently as those who perspire freely, and have abundant secretion of the sebaceous or oily matter which lubricates the skin.

Clothing.—Clothing should be arranged with a view to comfort, and according to the requirements of the season. Summer clothes should not be put on too soon, or winter ones too late. Thin-soled boots and shoes are destructive to health. So are stays. The body is strong enough to support itself; while stays often bring on diseases of the lungs and other important organs. The muscles of the body were intended to sustain it erect, but when stays are applied they soon become indispensable, by superseding the action of the muscles; and, in accordance with a well-known law of the muscular system, when the muscles cease to be used they cease to grow.

The following passage on clothing suggests points of great practical importance:

“The clothing may be either insufficient or improper; and this insufficiency or impropriety may be either *constant*, as in leaving uncovered the abdomen, thighs and legs of young children, and the neck, chest and arms of children and young girls, and in the neglect to put on flannels in winter; or it may be only *occasional*, as in the adoption of muslin and low-bodied dresses by ladies, and thinner neckties, vests and boots by gentlemen, for evening parties; and in the neglecting to add more clothing during sleep. The frequency with which disease results in children from the inhuman practice of leaving their digestive, respiratory and other organs, and their extremities, exposed to the chilling blasts and varying temperature of our atmosphere, is unfortunately too well known to need that I should enter into any proof; nor need I more than protest against the cruelty of leaving those parts naked in children that we find it absolutely necessary to

clothe the most warmly in adult life ; and more especially when we reflect that in childhood the body is small and the stock of animal heat insufficient, and the bodily growth in progress, and that growth is retarded and checked by cold and favored by warmth ; that there is absence of reason and experience to teach how to keep up the warmth of the parts exposed ; while in adult life the body is large and the stock of animal heat more adequate, the growth complete, and reason and experience possessed. I am convinced that many of the cases of infantile diarrhoea, cholera, constipation, remittent fever, dropsy after scarlatina, marasmus, phthisis, bronchitis, pneumonia, quinsy, hoarseness and ophthalmia result from this exposure.*

Exercise.—This is essential to health and long life. No one in health should neglect to walk a moderate distance every day in the open air, if possible in the country, where pure air can be freely inhaled. Other things being equal, this will insure the proper action of every important function. The walk for health should be diversified, including ascents and descents, and varying scenery ; and be alternated, when circumstances will admit of it, with riding on horseback, rowing, swimming, gardening, or similar pursuits. Such modes of exercise, practiced moderately and regularly, and varied from day to day, are much more advantageous than the exciting, immoderate and irregular exertions of the ball-room, the hunting-field, the cricket-ground, or the rowing match. For feeble and infirm persons, carriage exercise, if it may be so called, and frictions over the surface of the body and extremi-

* "Taking Cold," by J. W. Hayward, M.D.

ties, by means of towels and bath-gloves, may be substituted for active exertion.

The proper periods for exercise are when the system is not depressed by fasting or fatigue, or oppressed by the process of digestion. The robust may take exercise before breakfast, but delicate persons, who often become faint from exercise at this time, and languid during the early part of the day, had better defer it till from one to three hours after breakfast. An evening walk, in fine weather, is also advantageous. Exercise prevents disease by giving vigor and energy to the body and its various organs and members, and thus enables them to ward off or overcome influences which tend to impair their integrity. It cures many diseases by equalizing the circulation of the blood and the distribution of nervous energy, thus invigorating and strengthening weak organs, and removing local torpor and congestion.

Tobacco.—*Tobacco and snuff*, in every form, are highly prejudicial if taken in excess or by the young. Tobacco-smoking often induces thirst and vital depression, and, as it is generally accompanied by *spitting*, wastes the saliva and leads to the worst and most obstinate forms of indigestion. The secretions of the mouth should never be expectorated, unless they are the products of disease, as in catarrh. Under no circumstances should any one become a smoker till after the full development and maturity of the body—that is, from twenty-five to thirty years of age. The habitual use of tobacco at an early period retards, if it does not stunt, the growth of the body. Boys and young men, too, have not the excuse for smoking which may be pleaded by older men, that it soothes the excitement of the

nervous system and drives away "the blues," for they are exempt from the hard wear and tear of adult life.

There is no doubt that the use of tobacco often produces catarrhal conditions of obstinate character and an irritable condition of the heart, and should not be indulged at all whenever these conditions are present.

Drugs.—All persons, and especially those under homœopathic treatment, we strongly advise not to take herb tea, senna, salts, castor oil, pills, soothing sirups or other drugs. Caution in respect to aperient drugs is especially required, now that such numerous patent medicines are advertised and sold in every part of the country, doing an incalculable amount of injury.

CHAPTER III.

THE TISSUE REMEDIES.

THE new treatment of disease based upon Biochemistry, first introduced by Dr. Schuessler, of Germany, has gained so rapidly in acceptance by leading physicians, and as these remedies, the so-called Tissue Remedies, have been found to be curative agents of the very highest order for all forms of disease, we take pleasure in presenting a brief outline of this new method, referring to the larger and fuller exposition of it in the books of Dr. Schuessler, and notably in the recent volume on the "Tissue Remedies" by Drs. Boericke and Dewey.

The following indications for the use of these remarkable remedies can be relied upon, and have been verified by hundreds of physicians in all parts of the

country. The theory is based upon the following considerations.

The body is made up of cells. Different kinds of cells build up the different tissues and organs of the body. The difference in the cells is largely determined by the kind of inorganic salts which enter into their composition. If we burn the body or any tissue of it, we obtain the ashes. These are the inorganic constituents of the body, the salts of iron, magnesia, lime, etc., which build up its tissues.

They are the *tissue builders*, therefore, and both the structure and vitality of the body depend upon their proper quantity and distribution in every cell.

The **Tissue Remedies** are these inorganic cell salts, prepared by trituration according to the homœopathic method, and thereby rendered fine enough to be absorbed by the delicate cells wherever needed.

Health is the state of the body when all the cells composing the various tissues are in a normal condition, and they are kept in this state when each of them receives the requisite quantity of the needful salt required for the upbuilding of the different tissues. Disease is an *altered state* of the cell, produced by some irregularity in the supply to the cells of one of the inorganic tissue salts. Imperfect cell action results, diseased tissues and organs follow, and all the phenomena of disease are developed. Now, the cure consists in restoring the normal cell growth by furnishing a minimal dose of that inorganic substance whose molecular motion is disturbed, which disturbance caused the diseased action. To do this successfully it is necessary to know what salts are needed for the upbuilding of the different tissues and for their normal action. This

knowledge is derived from physiological chemistry, and hence this treatment of disease by supplying the needed tissue salt is called the biochemical treatment.

In the following pages are given, under the different names of diseases, the respective tissue remedies that will prove curative, based upon the kind of tissue affected by the different diseases. Thus, in catarrhal conditions, for instance, the remedies will be the same, whether the catarrh shows itself in the throat or nose or other organs, since it is the mucous membrane that is involved; and mucous cells, therefore, call for a tissue remedy that is lacking.

By giving a tissue remedy in such a dose as can be assimilated by the growing cells the most wonderful and speedy restoration to healthy function is brought about in every case of curable disease. All diseases that are at all curable are so by means of the tissue remedies properly prepared to the needs of the organism. This is very important, and on it depends the success of the treatment, just as much as on the correct selection of the particular cell salt. It seems reasonable that to make the cell salts immediately useful they should be prepared in the same delicate form in which nature uses them, and that, if they are absorbed by the microscopic corpuscles, they must themselves be finer than the corpuscles. We know that the mineral or cell salts are infinitesimally subdivided in the different kinds of food we take, thus capable of assimilation by the cells.

The cells of each tissue group receive their own special and peculiar cell salt; for instance, those entering into the promotion of nerve cells are Magnesia, Potash, Soda and Iron; of bone cells, Lime, Magnesia and Sil-

ica, etc., etc., which are, as a rule, extracted by the body from the food we take.

There are twelve Tissue Remedies—the twelve inorganic salts found in the ashes of the body—all essential to the proper growth and development of every part of the body. They are the

<i>Phosphates</i>	{	Of Lime, Calcarea phosphorica.
		Of Iron, Ferrum phosphoricum.
		Of Potash, Kali phosphoricum.
		Of Soda, Natrum phosphoricum.
<i>Chlorides</i>	{	Of Magnesia, Magnesia phosphorica.
		Of Potash, Kali muriaticum.
<i>Sulphates</i>	{	Of Soda, Natrum muriaticum.
		Of Lime, Calcarea sulphurica.
		Of Potash, Kali sulphuricum.

Fluoride of Lime, Calcarea fluorica.

and

Pure Silica, Silicea.

Of these, those entering into the formation of *Nerve Cells*, and hence useful as remedies in diseases of the nervous system, are Magnesia phos., Kali phos., etc.

Of *Muscle Cells*—The same and Kali mur.

Of *Bone Cells*—Calcarea, Silicea, etc., etc., etc.

This method of treating all forms of disease has been eminently successful, and can be confidently recommended as an appendix to the ordinary homœopathic remedies, as they are twelve of the most important remedies in the *Materia Medica* not all included in the regular homœopathic books.

For the chief uses of the Twelve Tissue Remedies see chapter on *Materia Medica*.

3.—Medicines: Their Administration, etc.

Forms of Medicines.—The following brief description of the different forms of medicines used in homœopathic practice will afford the beginner the necessary information on the subject. The preparations are of three kinds—*Globules* or *pellets*, *tinctures*; and *triturations*.

Globules.—*Globules* or *pellets* are of different sizes—from the smallest poppy-seed size to large pills. But usually the medium-sized ones are saturated with the tinctures, and from six to ten are given as a dose, dry, on the tongue; or from ten to twenty may be dissolved in a few spoonfuls of water, and teaspoonful doses taken of the solution. Pellets are very convenient for administration, especially for infants and children.

Tinctures.—*Tinctures* contain the more active principles of the vegetable medicines in a greater or less concentrated form, and are supposed to be more decided and rapid in their action in acute diseases than pellets. It is therefore advisable for those who reside at a distance from medical aid to be furnished with a selection of the tinctures adapted to sudden and acute diseases, in addition to a complete case or chest of the globules or pellets, especially the more common ones. The best strength of the liquid preparation for domestic use is the third dilution of all vegetable medicines, and the sixth of all mineral. It is entirely unnecessary to use stronger preparations, and the so-called mother tinctures should never be used without the advice of a physician.

Triturations.—*Triturations* are in powder, and contain a portion of the original crude substance, triturated

with a given quantity of sugar of milk; they are necessary to the administration of the lower attenuations of insoluble medicines, such as *Calcarea carbonica*, *Hepar sulphuris*, *Mercurius*, *Silicea*, etc., but are not largely used in domestic practice, excepting triturations of the Tissue Remedies.


Genuine Medicines.—To obtain a beneficial action from the remedies prescribed in this Manual it is essential to procure them absolutely pure. As a safeguard, it is best to obtain them from a person who has been educated and is exclusively engaged as a homœopathic druggist. Although there are now many respectable firms in whose ability and integrity the fullest confidence may be placed, yet caution is necessary; many persons offer for sale homœopathic medicines who have had but little pharmaceutical training, or who are chiefly occupied in preparing or selling strong-smelling drugs and other articles likely to deteriorate delicate and carefully prepared homœopathic remedies. When domestic treatment is likely to be much resorted to, as in districts distant from a professional man, or in the cases of clergymen, missionaries or emigrants, a medical man should be consulted, who will not only be able to direct to trustworthy persons of whom the medicines may be obtained in their pure and most efficacious forms, but also to suggest hints as to the most useful remedies, the dilutions, etc., most likely to meet special requirements.

In our larger cities can always be found homœopathic pharmacies that can be relied upon for the purity and accuracy of their preparations.

Medicine Case.—A medicine case should be constructed expressly for the medicines, and used for no

other purpose; it should best be kept locked, and be protected from light and heat; it should also be kept apart from substances which emit a strong odor. Immediately after using a vial it should be corked again, and the corks or medicines never changed from one vial to another. If these directions be carried out, the medicines may be kept unimpaired for years.

Directions for Taking Medicines.—*Pellets* may be taken dry on the tongue, or, when convenient, dissolved in pure soft water. They should not be swallowed whole. If *tinctures* are used, the required quantity should be dropped into the bottom of a glass or cup, by holding the bottle in an oblique manner, with the lip resting against the middle of the end of the cork; the bottle should then be carefully tilted, when the tincture will descend and drop from the lower edge of the cork. Water should then be poured upon the medicine in the proportion of a tablespoonful to a drop. The vessel should be clean, the mixture kept covered, and the spoon used should not be left *in* the mixture. If the medicine have to be kept several days, a new bottle, with a new, sound cork, should be used.



Medicines.—A list of the chief medicines, and their dilutions, prescribed in this Manual:

LATIN NAMES.	DIL.	ENGLISH NAMES.
1 Aconitum napellus.....	3	Monk's Hood.
2 Antimonium tartaricum.....	3	Tartar Emetic.
3 Arnica montana.....	3x	Leopard's Bane.
4 Arsenicum album.....	3x	Arsenic.
5 Belladonna.....	8x	Deadly Nightshade.
6 Baryta carbonica.....	6	Carbonate of Baryta.
7 Bryonia alba.....	3x	White Bryony.
8 Calcareo carbonica.....	6	Carbonate of Lime.
9 Carbo vegetabilis.....	6	Vegetable Charcoal.
10 Chamomilla.....	3x	Wild Chamomile.
11 China.....	1x	Peruvian Bark.
12 Cimicifuga racemosa.....	3x	Black Snake Root.
13 Cina.....	3x	Mugwort of Judea.
14 Coffea.....	3x	Mocha Coffee-Berries.
15 Colocynthis.....	3x	Bitter Cucumber.
16 Drosera.....	1x	Sundew.
17 Dulcamara.....	3x	Bitter-Sweet.
18 Ferrum muriaticum.....	3	Perchloride of Iron.
19 Gelsemium sempervirens.....	1x	Yellow Jessamine.
20 Hamamelis.....	1	Witch Hazel.
21 Hepar sulphuris.....	3	Liver of Sulphur.
22 Ignatia amara.....	3x	St. Ignatius's Bean.
23 Ipecacuanha.....	1x	Ipecacuanha.
24 Kali bichromicum.....	3	Bichromate of Potash.
25 Lycopodium.....	6	Common Club Moss.
26 Mercurius.....	5	Mercury.
27 Nux vomica.....	3x	Vomit Nut.
28 Phosphorus.....	3x	Phosphorus.
29 Podophyllum.....	8	Mandrake.
30 Pulsatilla.....	8x	Wind Flower.
31 Rhus toxicodendron.....	3	Creeping Poison Oak.
32 Silicea.....	6	Pure Flint.
33 Spongia tosta.....	3x	Burnt Sponge.
34 Sulphur.....	3	Sulphur.
35 Veratrum album.....	3x	White Hellebore.

Also the strong Tincture of Camphor, to be kept separately.

THE TWELVE TISSUE REMEDIES:

Calcarea fluorica.	Kali muriaticum.	Natrum sulphuricum.
Calcarea phosphorica.	Kali phosphoricum.	Natrum phosphoricum.
Calcarea sulphurica.	Kali sulphuricum.	Magnesia phosphorica.
Ferrum phosphoricum.	Natrum muriaticum.	Silicea.

EXTERNAL REMEDIES. — Arnica montana, Calendula officinalis, and Rhus toxicodendron.

For information respecting the properties and uses of the medicines in the above list, and a few others occasionally prescribed, consult the *Materia Medica*.

Hours.—The most appropriate times for taking medicines, as a rule, are on rising in the morning, at bedtime, and, if oftener prescribed, about an hour before, or two or three hours after, a meal.

The Dose.—In determining the quantity and strength of doses, several circumstances should be considered, such as age, sex, habits, nature of the disease, etc. As a general rule, without reference to individual peculiarities, the following may be stated as the proper dose in domestic practice: *For an Adult*—ONE DROP OF TINCTURE, SIX GLOBULES, OR ONE GRAIN OF TRITURATION, OR ABOUT A POWDER SIZE OF A PEA. *For a Child*—ABOUT ONE-HALF THE QUANTITY. *For an Infant*—ABOUT ONE-THIRD. A drop is easily divided into two doses by mixing it with two spoonfuls of water, and giving one spoonful for a dose.

Repetition of Doses.—The repetition of doses must be guided by the acute or chronic character of the malady, the urgency and danger of the symptoms, and the effects produced by the medicines. In violent and acute diseases, such as cholera, croup, pleuritis, convulsions, etc., the remedies may be repeated every ten, fifteen, or twenty minutes. In less urgent cases of acute disease, the remedy may be repeated every two, three, or four hours. In chronic maladies, the medicine may be administered every six, twelve, or twenty-four hours. In all cases, when improvement takes place, the medicine should be taken less frequently, and gradually relinquished.

Alternation of Medicines.—To avoid the confusion resulting from mixing different drugs in one prescription, and to ascertain the pure action of each, Homœopaths do not mix several together; but in acute dis-

eases, where the symptoms of the malady are not covered by a single remedy, and a second one is indicated, the two are sometimes given in *alternation*; that is, the one medicine is followed by the other at certain intervals of time, and in a regular order of succession. But the alternate use of medicines should, as much as possible, be avoided.

CHAPTER IV.

4.—Nursing, Diet, Baths, and Other Accessory Treatment.

On Nursing.—The following hints on the nursing of the sick generally, and persons in fever particularly, should receive special attention :

1. **THE APARTMENT.**—If practicable, the patient should be placed in a spacious well-ventilated room, which allows an uninterrupted admission of fresh air and the free escape of tainted air. Fresh air can only be insured from an open window or door, or both. In severe and prolonged fevers, there should be two beds in the room—one for the day and the other for the night. This allows the beds to be made and aired, and the fever-poison immediately around the body changed. It is generally desirable to have a blazing fire kept burning night and day, both in summer and winter; this also assists ventilation; but the patient's head should be protected from its direct effects.

In *contagious diseases*, and in blood-poisoning, thorough ventilation is imperatively required; for only when the

poison of the disease is sufficiently diluted with atmospheric air, does it lose its power and become inoperative. The room should also be divested of all superfluous furniture—carpets, bed-hangings, etc. The light from the windows should be subdued, noise shut out, and unnecessary talking forbidden.

2. **THE BED.**—A spring-mattress, or a frame, made of fine chain-work, with a horse-hair mattress over it, is the best kind of bed; it is sufficiently soft, and the heat may be regulated by the coverings. In a sanitary point of view, a feather-bed is most objectionable, for after being slept upon from year to year, even by a person in health, it becomes foul and impure. But if the body be diseased, especially if the disease be an infectious one, the feathers imbibe the poison, and may become the means of further dissemination. Feather-beds should be everywhere superseded by mattresses, or, at least, the feathers should be purified at regular intervals, and after every case of infectious disease. Feathers may be purified by exposing them to the highest degree of heat they will bear without scorching. Such instances as the following are far from uncommon: A severe and fatal case of smallpox, typhus, or scarlet fever occurs in a family; and there properly arises a strong prejudice against the bed on which the patient died. The correct course would be to burn it; but too frequently it goes to the broker, who, after, perhaps, renovating its exterior a little, sells the pest-laden bed to carry contagion and, perhaps, death to its future owners.

3. **CLEANLINESS.**—The personal and bed-linen, including the blankets, should be frequently changed, and all matters discharged from the body immediately removed. The patient's body should be sponged over as com-

pletely as possible at suitable intervals with tepid or cold water, as may be most agreeable to his feelings, and quickly dried with a soft towel. Vinegar and water may now and then be substituted for simple water. Vinegar is often very grateful to fever patients. One part of dilute acetic acid to six parts of hot water makes an excellent lotion. It may be used thrice daily in fever, and is very refreshing, if used in the morning, for patients in consumption. Rapid sponging of the whole surface of the body should never be omitted in fever; it reduces the excessive heat, soothes the uneasy sensations of the patient, and is indispensable in maintaining that cleanliness which is so desirable in the sick-room. Frequently washing with soap and water also tends to prevent the occurrence of bed-sores, by keeping the skin in a healthy condition. The mouth should be frequently wiped out with a soft wet towel, to remove the *sordes* which gathers there in severe forms of fever.

4. BEVERAGES.—As a beverage, especially in mild cases of disease, and at the commencement of all fevers, pure water, toast-and-water, gum-water sweetened with a little sugar,* or barley-water, lemonade, soda-water and other effervescing drinks, or grape-juice, orange-juice or jelly is nearly all that is necessary. Tea and coffee, of ordinary strength, are often pleasant stimulants, and may be given in moderate quantities. If given in too large or frequent doses, they may prevent sleep. But to relieve thirst, cold water is best and most pleasant,

* Gum-water is prepared by adding one ounce of gum-Arabic, and about half an ounce of loaf-sugar, to one pint of hot water. Gum is a mild nutritive substance, admirably adapted to inflammation of the mucous membranes, as in catarrh, bronchitis, inflammation of the bladder, etc.

and no patient ought to be refused this. In acute fever, cold water is like the "Balm of Gilead." Both internally and externally, it is an agent of supreme importance, and acts favorably by lowering the excessive temperature, and also as a tonic, giving vigor and tone to the relaxed capillaries in which the morbid action probably chiefly goes on. The use of water will prove a valuable adjunct to the medicinal treatment prescribed, and will accelerate those favorable changes which are hoped for.

5. **DIET.**—In most cases of acute disease, no solid food is admissible: simple water, or milk-and-water, gum-, rice-, or barley-water, grape or orange-juice, or jelly, together with Liebig's extract of beef, being quite sufficient. This extensively used and extremely valuable article of the invalid's dietary is the extracted juice of meat, and, by the addition of hot water, instantly makes agreeable and nutritious beef-tea. There are many varieties. Under other conditions the diet is varied as follows:*

Milk Diet.—This includes all kinds of light puddings, made with milk. Arrowroot, gruel, tapioca, rice or sago, boiled in milk; milk-and-bread, etc.; also tea or cocoa, and bread-and-butter.

Meat Diet.—When this is ordered, meat should be taken twice daily; but for breakfast eggs may sometimes be substituted. In many hospitals, the daily allowance of meat is $\frac{3}{4}$ lb., including bone. In other respects ordinary diet may be taken.

Extraordinary Diet.—In hospitals, this includes meat, fish, poultry, etc.; also wine, brandy or porter, as speci-

* See "Essentials of Diet," by Dr. Ruddock.

ally ordered by the doctor. The quantity of spirits wine or beer to be taken by a patient should be regulated by the special order of a medical man, and none taken unless so ordered. Stimulants should also always be discontinued when the cause for which they were prescribed ceases to exist.

Different diseases and different constitutions, however, require varied kinds of food. Thus, in case of diarrhœa, fruits and vegetables should be avoided, while a confined state of the bowels is sometimes benefited by the free use of these articles; also when febrile symptoms are present, meat, eggs, butter and other stimulating food should be omitted, and the diet restricted more particularly to fruits and farinaceous articles, or, as before stated, to water and mucilaginous drinks alone. For further remarks on diet, see the article "Dyspepsia."

6. REGULARITY OF FEEDING.—Another point of great importance is, that *nourishment should be administered with strict regularity*; in very extreme cases of prostration, every half hour or hour, both day and night. Frequently the functions of digestion and assimilation are so greatly impaired that a large quantity of nourishment must be given to sustain the patient till the disease has passed through its stages. "Little and often" is the golden rule for a patient's diet.

7. FOOD NOT TO BE KEPT IN THE SICK-ROOM.—Do not keep the food, drink or delicacies, intended for the patient, in the sick-room, or within his sight. The air of the apartment is liable to deteriorate them, and the continuous sight of them to occasion disgust. Rather take up for him, at the fitting time, and, by way of surprise, two or three teaspoonfuls of jelly, several segments of

an orange, or as many fresh grapes as he may consume at once. Or, if it be appropriate to his condition, a small cup of beef-tea, covered with one or two narrow slips of toasted bread, is very much preferable to inviting him to swallow even a less quantity from a basinful that has been kept for hours within the reach of the patient's hand and eye.

Serving daintily is often as important as the food itself for many invalids. Have everything pertaining to food for the patient immaculately clean, and remove the tray at once after he has had sufficient.

8. MODERATION IN CONVALESCENCE.—Relapses are very liable to occur from indulging the appetite too freely during convalescence; and, therefore, toast and black tea, jellies, light bread-puddings, white fish, mutton-broth, extract of meat, a small quantity of tender chicken, broiled mutton, etc., may only be allowed in great moderation, but never to the capacity of the appetite *till the tongue is clean and moist*, and the pulse, skin and temperature have become natural. Even then, extreme moderation should be exercised, as the appetite is often excessively craving.

5.—Baths, etc.

WARM OR HOT BATH.—The patient should be immersed in warm water up to the neck, and directly afterward a towel or sponge, squeezed out of cold water, applied to the head; the cold towel or sponge may be applied for about three minutes, but the patient kept in the bath for ten or fifteen minutes. The temperature of the water for a *hot* bath should be about 98° F. to 102° F., or what can be agreeably borne by the bared

elbow, and for a *warm* bath about 95° F. A thermometer is, however, the best guide to the heat; and as they are not expensive, one should be kept in every family. The temperature should be *fully maintained*, by additions of hot water carefully poured down the side of the bath, till the patient is taken out. The bath should be given in front of a good fire, and a warmed blanket be in readiness to wrap the patient in directly he leaves the bath. The hot bath is of great service in convulsions, tetanus, etc.; it draws the blood from the overloaded brain to the general surface of the body. It is also useful in simple or severe febrile diseases; in spasmodic affections of the bowels, or bladder; in prurigo, etc.

THE HOT FOOT BATH.—The following will often arrest colds and fevers in their incipient stages, and immediately relieve congestive headaches, etc.: On retiring to bed, the feet should be put in hot water, the water rising nearly to the knees; the patient should be undressed, but abundantly and warmly covered; the temperature of the water should be maintained *and increased by fresh additions of hot water* for ten, twenty, or thirty minutes, according to the strength of the patient, *or until perspiration breaks out about the face*. The patient should then get into a warm bed, be well covered with clothes, and the perspiration encouraged by drinking cold water freely. On rising in the morning the cold plunge bath should be taken; or the whole surface of the body quickly sponged or rubbed over with a wet towel or sheet, followed by vigorous friction with a dry one. The hot foot bath should not be used too often.

THE WET PACK.—A mackintosh sheet or stout blanket or quilt should be spread on a mattress, and over it,

leaving a margin at the head, a thick linen sheet, *wrung* out of cold water. In fevers, the colder the water is the better; for very delicate persons with feeble reaction, water at 68° may be used. The patient is to be extended on his back, naked, on the wet sheet, so that the upper edge comes to the top of the back of the neck, while the lower edge projects beyond the feet; holding up the arms, one side of the sheet is to be thrown over the body and tucked in: the arms are now placed by the sides, and the other part of the wet sheet is thrown over all and tucked rather tightly in, turning in the projecting ends under the feet. The mackintosh or blanket is then to be brought over all the sheet, and well tucked in round the neck, at the sides, and over the feet, so as completely to exclude the air. A stout quilt or extra blanket is to be put over all. In a short time the patient will become warm; the sensation is most agreeable, especially in fevers. The patient may remain in the pack three-quarters of an hour to an hour, then be put into a shallow bath of water at 64°, well washed, dried and put to bed. It may be repeated once, twice or thrice a day, according to circumstances and the violence of the attack. Perspiration may be encouraged by frequent sips of cold water. If the head becomes congested, or the face flushed while in the pack, a cold compress should be applied over the forehead. The wet pack is invaluable in the *early* stages of all fevers; and in *scarlatina*, *measles*, *smallpox*, etc., it assists in bringing out the eruption.

THROAT COMPRESS.—This is an excellent domestic application in various affections of the throat, and may be used preventively or remedially in the following manner: A piece of linen or flannel should be wrung

out of water, not necessarily cold, and wrapped in two or three thicknesses around the throat; this should be covered with oiled silk or gutta-percha tissue, and then two or three thicknesses of flannel to maintain the warmth. When this is applied, the patient should retire to bed, and he will generally have the satisfaction of finding his throat difficulty much relieved in the morning. In obstinate cases, the compress should be worn day and night, and rewetted as often as it becomes dry. When the compress is taken off, the throat and chest should be bathed with cold water, followed by a good rubbing with a towel. However often repeated, the wet compress never relaxes the throat.

ABDOMINAL COMPRESS.—This consists of two folds of linen, or a napkin, wrung out after immersion in cold water, and applied over the front of the abdomen, covered with oiled silk and secured by a flannel bandage around the body over all.

PART II.

DISEASES AND THEIR TREATMENT.

CHAPTER I.

GENERAL DISEASES.—(a) BLOOD DISEASES.

6.—Smallpox (*Variola*).

VARIETIES.—This highly contagious disease is termed *discrete* when the pustules are separate, and *confluent* when they are run into each other, and form continuous suppurating surfaces.

SYMPTOMS.—The attack commences like most other fevers, and about twelve or fourteen days after the reception of the poison. There are chilliness, heat, headache, a *thickly furred, white tongue*, a deep flush upon the face, a feeling of *bruised pain* all over the body, but *especially in the back and loins*; more or less pain or *tenderness at the pit of the stomach*, and sometimes *vomiting*. When the pain in the back and vomiting are violent, they may be regarded as the precursors of a severe form of the disease. On the third day the eruption appears in the form of red spots, or small hard pimples, which feel as if they were shot in the skin. It first comes out on the forehead and on front of the wrists, is gradually extended over the body, and may also be seen upon the palate. The eruption being completed, the fever subsides, the pustules begin to fill like boils, are *depressed in the center*, and are surrounded by

a peculiar irritable state. The forehead, face and hands are swollen, and often the head is immersed. A peculiar diarrhoea now begins to emanate from the patient, which, once begun, cannot easily be forgotten. In about eight days from the first appearance of the eruption the pustules break and discharge their contents; scales then form which dry up, and in a healthy state of the constitution fall off in the course of four or five days, leaving purplish spots, which do not fade away before the sixth or eighth week.

DIAGNOSIS.—In the early stage, smallpox is chiefly distinguishable from the other eruptive fevers by severe pain in the back and vomiting; also by the sensation which is given by the dots to the finger, as if *small shots* were imbedded in the skin; this latter is a most useful sign by which to determine smallpox from scarlatina and measles.

DANGERS.—The greatest danger arises from the *secondary fever*, about the ninth to the twelfth day, when the pustules are ripening; for then the fever is likely to return, after the vital strength has already been much exhausted.

TREATMENT.—*Antimonium tart.*—This is a prominent remedy in the disease, and often strikingly relieves the spasmodic retching, nausea and hoarse cough, which are often very distressing. *Ant. tart.* should, therefore, be given directly smallpox is suspected, either alone or in alternation with one of the following remedies:

Aconitum, every third hour, for fever, headache and restlessness; if the pulse be not lowered or the skin moistened, *Veratrum vir.* (1x), in hourly drop doses, should be resorted to if there be much sickness with the fever and very rapid pulse. See also *Belladonna*.

Belladonna.—Stupor or *delirium*, severe *headache*, or *ophthalmia*. *Bell.* has a direct action upon the brain; it also tends to retain the eruption upon the surface.

Apis.—Considerable *swelling of the face and eyelids*. If the swelling be attended with hoarseness and pain in swallowing, *Apis* and *Bell.* should be alternated.

Mercurius.—Ulcerated throat, enlarged glands, *salivation* and diarrhoea, the stools being bloody.

Carbo veg.—Low typhoid symptoms, with a tendency to putrescence.

Calcareo phos. should be given as a tonic during convalescence. A dose three times a day.

ACCESSORY MEANS.—As soon as the eruption appears, the patient should be placed in a moderately dark room, in which there is ample provision made for the uninterrupted admission of fresh air, and the free escape of tainted air; if possible in a room with opposite windows, and these should be kept open day and night in all seasons. If the weather is very cold, a good fire should be kept in the room, and the windows left open, the patient having an extra blanket to avert cold; if the weather is mild, the patient should be absolutely treated in the open air. Nothing is of so much importance as pure air, and that in unlimited quantities. The patient should be kept cool, and the sheets and linen be frequently changed. The posture of the patient in bed should be frequently changed, so as to avoid constantly lying on his back, or on particular parts, otherwise troublesome bed-sores will be formed. The diet should be liberal, as the disease is an exhausting one, but it must be given in such a form as to be readily digested and absorbed; it should include a liberal allowance of milk diluted with about

one-third soda-water, raw eggs beaten up with milk (cold), beef-tea, arrowroot, sago, etc. Tea or coffee, in moderation, is often grateful and useful; but to quench thirst, nothing is more pleasant and refreshing than pure cold water. Any objection to cold water on the part of nurses or friends is to be firmly combated. Lemonade, soda-water and other effervescing drinks may also be allowed. As soon as the eruption is well out, the whole surface should be smeared over with bacon fat, the anointing being repeated twice or thrice daily. A piece of boiled bacon cut horizontally, leaving about a quarter of an inch of fat adhering to the skin, may be used to anoint the eruption. It completely prevents pitting and allays irritation. As the pimples begin to ripen into pustules, and before they break, the skin should be sponged with glycerine and rose-water, in equal parts, and directly afterward, by the aid of a soft puff, the skin covered with a powder prepared by mixing one part of the 1st trituration of *Tart. emetic* with eight of violet powder. The glycerine water causes the powder to adhere, and pitting is effectually prevented. The process should be repeated as often as necessary. If the patient is a child, his hands should be muffled to keep him from scratching, which might lead to ulceration. Two or three times a day, whenever the skin becomes hot or irritable, great relief will be afforded by sponging it with tepid water, in which carbolic acid has been mixed in the proportion of one to sixty. Tepid sponging adds much to a patient's comfort; it also hastens convalescence. When the pustules have burst, powdered starch should be freely applied, to absorb the matter.

7.—Vaccination.

This is the process by which the disease—vaccinia—is artificially introduced into the body for the purpose of protecting it against smallpox.

In performing vaccination there are four precautions to be observed: (1) The vaccine *lymph* should be taken direct from the calf, and only when this cannot possibly be obtained, from a child free from scrofula or any constitutional taint. (2) The lancet employed should be absolutely *clean*. (3) The matter should be inserted in the left arm, or whichever arm comes least frequently in contact with the nurse's body, or in the thigh. Much care should be taken to avoid rubbing or irritating the vesicles. If the operation is successful, well-marked scars will be left. (4) It should be *repeated* at the age of puberty, the great changes which take place at this period of life rendering its repetition necessary, and during an epidemic.

8.—Chickenpox (*Varicella*).

On the second day of a slight fever an eruption appears similar to that of smallpox, for which it may be at first mistaken. But it differs from smallpox (1) in the mildness of the fever which attends it; (2) in the appearance of the eruption on the trunk first, on the face afterward; (3) in the rapid appearance of the spots—twenty-four hours; (4) in the spots having no inflammatory ring around them in the first stage; (5) in the vesicular character of the eruption, the spots of which become filled with a watery fluid about the second or third day, which is rarely converted into yellow matter; (6) in the absence of hardness to the touch;

(7) in the absence of odor; and, (8) in the rapid course of the complaint. Generally on the third day the pustules dry up, forming crusts or scabs, but no pits.

TREATMENT.—It generally requires little else than attention to diet and warmth, unless the fever be considerable, when a few doses of *Aconitum* may be given. For headache and disturbance of the brain, two or three doses of *Belladonna*.

Hepar may be given to hurry the healing process.

9.—Measles (*Morbilli*).

Measles is a disease of childhood, usually unattended with danger, unless improperly treated; but in adults it is often a severe or even dangerous malady. Like scarlatina and smallpox, it is highly contagious, often epidemic, and generally attacks the same patient only once, although there are exceptions to this rule.

SYMPTOMS.—About eight days after the reception of the poison the disease is ushered in with the symptoms of a *common cold*—sneezing, running from the nose, *red, swollen, and watery eyes*, frontal headache, aching in back and limbs, shivering, a hoarse, harsh *cough*, and *fever*. On about the fourth day from the commencement of the illness, the eruption appears on the face and neck, and soon after on the whole body. It is in the form of minute raspberry-colored pimples, which multiply and coalesce into blotches of a more or less crescentic form, slightly raised above the surrounding skin, particularly on the face, which is often a good deal swollen. In four or five days the fever abates and the eruption declines, a bran-like scurf being afterward thrown off the skin.

Measles differs from scarlatina in several respects. The eruption is *rough*, so that on passing the hand over the skin considerable inequalities may be detected, and it is of a *darkish-scarlet* color; in scarlet fever the roughness is absent, and, in simple cases of the disease, the rash is of a *bright-scarlet* color. The sneezing, lachrymation and other catarrhal symptoms which characterize the primary stage of measles are usually absent in scarlet fever.

TREATMENT.—*Ferrum phos.* may be given as the first remedy, and continued so long as the patient seems to be doing well, or alternated with any of the other remedies that may seem to be indicated. Whenever chest symptoms show themselves—cough, pain, etc.—it will be the surest remedy. Dose: A powder, size of a pea, dry on tongue, or a larger powder dissolved in a tumbler half full of water—teaspoonful doses every hour.

In mild forms *Ferrum phos.* is all that is needed, though in severer cases one or more of the following remedies may be required:

Aconitum.—Patient is very restless. Febrile symptoms, either at the outset or during the progress of the disease. A dose every hour or two, as long as necessary.

Gelsemium.—If the eruption is slow to appear, the patient is drowsy and languid.

Pulsatilla.—Almost specific when symptoms of cold, derangement of the stomach and much phlegm in the chest are present. It is most useful after the fever has been modified by *Aconite* or *Ferr. phos.*; in the absence of fever it may be given alone. Dose every two or three hours. It is also useful as a preventive measure.

Belladonna.—Considerable affection of the throat, dry,

barking cough, etc.; restlessness and tendency to delirium. A few doses, at intervals of two or three hours.

Bryonia.—Imperfectly developed or suppressed eruption; stitching pains in the chest, difficult breathing, cough, etc. In addition to this remedy, a sudden recession of the eruption might necessitate a *hot bath*.

Antimonium tart.—Complicated with bad congestive bronchitis.

Sulphur.—After the eruption has completed its natural course, and the other remedies are discontinued. A dose morning and night for several days.

AFTER-EFFECTS (SEQUELÆ).—Measles is often succeeded by diseases of the lungs, eyes, ears, bones or some affection of the skin. These are often far more serious than the malady itself, and generally require professional treatment. They may generally be *prevented* by the administration of *Sulphur* as just directed. Sequelæ are very infrequent after homœopathic treatment, unless constitutional evils are latent.

If *Sulphur* is not sufficient, give *Kali mur.*, a small powder size of a pea, morning and evening for a week.

Measles and Consumption.—Tubercular disease of the lungs, or more often of the bowels, is by no means an infrequent sequel in delicate or strumous children. Cases of this nature are often under our care, and from long observation we have reason to believe that such a connection is far from uncommon. Whenever, therefore, a child makes but a slow or imperfect recovery after an attack of measles, more particularly if there be a high temperature, tenderness, pain or enlargement of the abdomen, diarrhœa or irregular action of the bowels, a grave constitutional disease may be suspected, and no time should be lost in obtaining professional homœo-

pathic assistance. Until such is obtained, give *Calcareæ phos.*, a dose morning and evening.

DIET AND REGIMEN.—The general directions in the chapter on *Nursing* should be carried out—sponging thrice daily with a mixture of one pint of dilute acetic acid to six pints of hot water. The *wet pack* is useful at the commencement of the fever. It is especially necessary, while securing efficient ventilation, to guard the patient from cold, and, except during the very height of summer, a fire should be kept burning in his room. Exposure to strong currents of air may cause the eruption to recede, and bring on bronchitis or pneumonia. But a constant supply of fresh air may be secured without exposing the patient to draughts of cold air. The patient should be kept warm in bed. The room should be equally warmed, well ventilated, light, but the eyes protected from strong light. The diet should be light and not stimulating.

PREVENTIVE MEASURES.—Measles is contagious, but may generally be prevented, or modified, by giving children who have not had the disease a dose of *Pulsatilla*, morning and night, during the prevalence of the disease.

10.—Scarlet Fever—Scarlatina (*Febris Rubra*).

This is a contagious disease, the poison of which is only second in virulence to that of smallpox. The second, third, fourth and fifth years of life are those in which it is most prevalent; after the tenth year its frequency rapidly declines. The opinion that the disease does not attack children under two years of age is erroneous; as also is the idea that there is a difference

between *scarlatina* and *scarlet fever*; for the terms are synonymous.

The increasing prevalence of *scarlatina* during the present century leads us to assign to it that pre-eminent rank among the causes of the mortality of childhood which was formerly occupied by smallpox; indeed, the mortality from it often exceeds that from measles and smallpox combined. The mortality in towns is double that in the country. Its fatality during the epidemics of 1869-70 was again very great, and for many weeks during the latter part of 1870 the mortality averaged 108 per week in London alone. In 1884 the mortality from the disease in England was 10,863, and, in London, 1,530.

SYMPTOMS.—*Scarlatina* has a latent period of about five days. The disease commences with the ordinary precursors of fever—shivering, hot skin, frequent pulse, thirst and *sore throat*, headache, backache, and, often, vomiting. On the second or third day, after these symptoms, the eruption appears, first on the neck and breast, and then over the great joints and body generally, as a *scarlet efflorescence*, minutely point-shaped, but not raised above the surrounding skin so as to be felt; and somewhat resembles a boiled lobster-shell. On the fourth or fifth day the eruption generally begins to decline, and gradually goes off, the outer skin desquamating in large flakes. The distinctive characters of *scarlatina* are—(1) *the scarlet rash*, just described; (2) *the high temperature of the skin and blood*, which becomes higher than in most other fevers, rising often to 105°, from 98°, the normal standard; (3) *the papillæ of the tongue are red and prominent*, and may be first seen projecting through a white fur, or, as this fur clears away,

on a red ground, suggesting the term—"the strawberry-tongue;" (4) the *sore throat*. The throat is congested and swollen round the soft palate and tonsils, and the mucous membrane of the mouth and nostrils is generally involved.

For points of difference between *scarlatina* and *measles*, consult the description of measles.

DEGREES OF INTENSITY.—There are three recognized degrees of intensity, viz.: *Scarlatina simplex*, in which the skin only appears to be affected; *scarlatina anginosa*, in which both the skin and throat are involved; and *scarlatina maligna*, with extreme depression of the vital strength, super-added to the affection of the throat and the skin, the fever assuming a malignant character. In this form, the tongue is brown, there is low delirium, the eruption is imperfect, darker than usual, and appearing and disappearing alternately. The throat is dark, livid and even sloughy. Often this form of the disease terminates fatally on the third or fourth day, and is always one of such extreme danger that none but patients of very vigorous constitutions, with whom skillful treatment is commenced early, survive it.

DANGERS.—(1) Exhaustion from virulence of the poison; (2) inflammation of the heart and brain; (3) ulceration of the throat, suppuration through the ear, and consequent deafness; (4) disease of kidneys and dropsy; (5) rheumatic fever, consequent on exposure during convalescence. (See also After-effects.)

Scarlatina is more prone to assume a malignant form than any other of the eruptive fevers, and sometimes prevails as an epidemic in low, ill-drained districts.

EPITOME OF TREATMENT.—*Scarlatina Simplex*.—Bell., Acon.; Ferrum phos.

Scarlatina Anginosa.—Merc. (*ulceration of the throat*); Apis (*excessive swelling*) and Kali mur.

Scarlatina Maligna.—Kali phos. and Baptisia.

If possible, this disease should always be under the care of a homœopathic physician, as the mildest forms, neglected, have often led to the worst results.

LEADING INDICATIONS. — *Belladonna*. — Immediately scarlatina is suspected, and especially when the rash begins to appear, the swallowing becoming difficult, and the throat inflamed, *Bell.* should be given every first or second hour, according to the severity of the symptoms, and as long as the eruption is *bright-red*. In the simple form of the disease, scarlet fever will frequently yield to its action without the aid of other medicines.

Aconitum.—If the fever be severe and the patient is very restless and anxious, a few doses may precede.

Ferrum phos. may follow *Aconite* if the fever does not soon lessen, and it can also be advantageously alternated with *Bell.* and continued so long as the patient appears to progress favorably. Dissolve a powder, the size of a lima bean, in ten teaspoonfuls of water, and give one teaspoonful every two hours in alternation with *Bell.* The *Bell.* will be best prepared, also in water, by dissolving five drops in ten teaspoonfuls and giving spoonful doses.

Gelsemium.—In simple cases when the eruption is not clear, when the symptoms are *remittent*, and there are much drowsiness and great languor. Face looks *darkly* flushed.

Rhus tox.—When rheumatic symptoms appear, and the patient cannot bear to be still.

Mercurius.—Inflamed, swollen or ulcerated throat. If there is a predominance of the throat symptoms,

especially malignant sore throat, *Merc.* is most valuable. This may be alternated with *Kali mur.*

Terebinthina.—Disorder of kidneys; urine smoky and dark.

Arsenicum.—Great prostration of strength; cold clammy sweats; frequent, weak pulse; threatened dropsy. *Ars.* is also valuable during convalescence; it expedites desquamation and tends to prevent sequelæ.

Sulphur.—When the disease is on the decline, to prevent secondary complaints. A dose morning and night for several days; then follow in the same way with *Kali mur.*

For the remaining debility, give a dose of *Calcareæ phos.*, a small powder dissolved in a tumbler of milk, morning and evening.

GENERAL MEASURES.—The hints on *Nursing* should, so far as possible, be strictly carried out. The surface of the body should be sponged thrice daily with vinegar or alcohol and hot water to moderate the great heat and allay restlessness. Sucking, and swallowing small pieces of ice are both useful and grateful. A wet bandage to the throat, when it is affected, is a sovereign remedy, and seldom fails to relieve. It should be fastened both at the back of the neck and at the top of the head, so as to protect the glands near the angles of the jaws. Inhalation of steam from hot water is useful when the throat is sore and painful. Also the WET PACK.

PREVENTION.—During the prevalence of scarlatina, a dose of *Bell.* (6 pellets) should be given morning and night to children who have not had the disease. Should the disease occur notwithstanding this treatment, its severity will be much mitigated. Daily out-of-door exercise.

AFTER-EFFECTS (SEQUELÆ).—There are several sequelæ that may follow scarlatina, especially in unhealthy patients or districts, or when the disease has not been skillfully treated. (1) Inflammation and swelling of the glands of the neck, which in scrofulous children attain a large size, often suppurate, and burrow under the muscles of the neck. *Merc.* should be administered immediately any swelling is observed; and after several days, if the improvement be not rapid, follow with *Calc. phos.* (2) The inflammation of the throat may be extended along the *Eustachian tubes* (small canals which extend from the throat to the ear), producing deafness by their obstruction, or by the suppuration of the *tympanum* (drum of the ear), or some other mischief of the ear. The remedies recommended are *Ferrum phos.* and *Kali mur.* (3) But the most frequent and dangerous sequel is *anasarca* (dropsy), which takes place about the twenty-second day from the commencement of the fever. Dropsy is more frequent after a mild than after a severe form of scarlatina, owing probably to the disease not having expended all its force, and some of the poison remaining in the system; or it may be due to the want of caution in such cases during convalescence. *Cantharis*, when there is suppression of urine, and *Arsenicum* when there is no suppression, are the chief remedies required. When there is blood in the urine, the urine appearing smoky, give *Terebinthina*, a dose three times a day.

11.—Enteric or Typhoid—Typho-Malarial Fever.

SYMPTOMS.—The most characteristic are—*Great debility*, gradually coming on; dizziness; weariness and

restless anxiety; ringing noises in the ears; and often deafness; black spots before the eyes; low muttering delirium; stupor; gray-colored watery stools are a decided symptom, followed often by bloody and offensive stools; tongue coated at first with a gray fur, then brown and dry, gums and lips covered with a darkish matter, called sordes; face yellowish; eyes dull; loss of appetite and great prostration; gradual rise of temperature, with marked morning remissions. Fever lasts from two to six weeks.

EPITOME OF TREATMENT.—*First Stage*.—Baptisia.

Great Prostration.—Ars., Verat., or Rhus tox.

Involvement of the Lungs.—Ferrum phos. and Bry.

Involvement of the Brain.—Bell., Rhus.

Involvement of the Bowels.—Ars., Bapt., Carbo veg.

Nervous Debility following.—Ferrum phos., Kali phos., China.

LEADING INDICATIONS.—*Gelsem.*—Rapid pulse, severe headache, vomiting, and even delirium. *Very tired and drowsy.*

Baptisia.—Follows *Gelsem.* after a few days, and when typhoid is strongly suspected. Tongue coated, marked gastric disturbance, dullness and headache.

Bryonia.—Bitter taste, brown-coated, rough tongue, bilious derangement, nausea, *confined bowels*, stupefying headache, *cough, stitches in the chest*, and irritable disposition. When there are furred tongue, rheumatic pains, and restlessness, *Bry.* may be alternated with *Rhus* every third hour.

Belladonna.—Violent headache, redness and congestion of the face; a wild, red and fiery appearance of the eyes; throbbing and distension of the bloodvessels of the temples; wakefulness and nocturnal delirium, and other cerebral symptoms.

Mercurius.—Copious debilitating *perspirations*; thick-coated tongue, foul mouth, throat, breath, etc.; diarrhœic evacuations, greenish or yellowish; tenderness at the pit of the stomach.

Arsenicum.—Extreme debility, prostration, rapid sinking, with very small, thready pulse; burning thirst; dark, offensive diarrhœic discharges; cold perspirations; symptoms worse at night.

Rhus tox.—Foul discharges from the bowels; livid color of the skin; paralytic symptoms; extreme weakness and prostration; low muttering delirium; picking of the bed-clothes; offensive, putrid, or bloody diarrhœa; dry, cracked tongue; great thirst, and scanty urine.

Carbo veg.—*Offensive smells* from the patient; involuntary putrid evacuations; deep-red urine; *pinched, sunken countenance*; burning in the abdomen and pit of the stomach; *cold extremities*; rapid sinking, and scarcely perceptible pulse.

ADMINISTRATION.—Of the selected remedy, put ten drops in a tumbler containing twenty spoonfuls of boiled, cooled water, and give the patient a spoonful every two or three hours. Do not give the remedy in pellets dry on the tongue, as the patient sickens of it very soon.

ACCESSORY TREATMENT.—Offer frequently sips of pure cold, previously boiled water.

WATCHING PATIENTS.—Fever patients should never be left alone, but attended and watched day and night. Their urgent and incessant *wants* require this, and their *safety* demands it. Instances have occurred of patients, in the delirium which so frequently attends fever, getting out of bed, and even out of the window, during

the absence of the nurse, and losing their lives from injury.

12.—Simple Fever (*Feverishness*).

Simple fever is the mildest form in which a feverish attack occurs, and as it generally disappears in from twelve to thirty-six hours, it is termed an ephemeral disease.

SYMPTOMS.—A feverish attack usually commences in the afternoon or evening, with alternate chills and flushes, followed by heat and dryness of the skin; hard, full, quick pulse; dry coated tongue; thirst; hurried, anxious breathing; and highly colored and scanty urine. Also, often, pain in the loins, headache, deranged bowels, and loss of appetite. As these symptoms may be precursors of serious diseases, they require prompt attention.

CAUSES.—Suppressed perspiration, exposure to damp or cold, sudden changes of temperature, wearing damp clothes; errors in diet; injuries, internal or external; fatigue, etc.; or it may be a modified variety of one of the forms of fever described in the preceding sections.

TREATMENT.—*Aconitum* is found to be the chief remedy for all such symptoms as those above indicated, when there is no toxæmia (*blood-poisoning*); and it will most effectually calm the arterial excitement; it has been termed *the homœopathic lancet*. Perspiration following its administration is the welcome indication of its beneficial action. A dose every two or three hours, or, in urgent cases, every half-hour or hour, till perspiration breaks out, when this remedy may be discontinued.

Ferrum phos. may follow *Aconitum* or may be *alternated with it*, especially if there are symptoms of a cold on the chest, cough, pain, etc.

Gelsemium is often called for in children, when they have feverish attacks, often in the afternoon—the dry heat increasing toward night, and then passing off without perspiration. The little patient is drowsy, dull, stupid, tired, and has no appetite.

Camphor.—*Sudden seizure of chilliness; shivering*, with lassitude, and general indisposition which has come on rapidly. Two drops of the strong tincture on a small piece of loaf-sugar, or half a dozen pellets, repeated three times, at intervals of fifteen or twenty minutes, may precede *Aconitum*, or it may be alone sufficient if taken promptly at the onset.

ACCESSORY TREATMENT.—For ephemeral attacks, cold water is generally the only beverage required. If the attack continues a day or two, a milk diet should be adopted.

13.—Ague—Intermittent Fever:

Intermittent fever is so named because the febrile symptoms return in paroxysms, between which they entirely pass off. It is not infectious.

SYMPTOMS.—A typical paroxysm of ague has three stages—the cold, the hot and the perspiring. The *first stage* commences with chilliness and rigors, chattering of the teeth, aching of the back and limbs, oppression of the chest, yawning and sighing. The face and lips are pale, the features and skin contracted, the pulse frequent and small, the tongue white, and the urine scanty and frequently passed. In the *second stage* flushings come on, until the entire body becomes hot, with thirst, bounding pulse, throbbing headache and restlessness, the urine being still scanty, but high-colored.

At length the *third or perspiring stage* succeeds, and the patient feels much relieved. Thirst diminishes, the pulse declines in frequency, and the appetite returns: at the same time there is a red deposit of *urates* in the urine. A paroxysm usually lasts about six hours, allowing two hours for each stage. The period between the paroxysms, as already explained, is called the *intermission*; but by an *interval* is meant the whole period or cycle between the beginning of one paroxysm and the beginning of the ne

TYPES.—There are three chief types of ague: 1st—The *quotidian* has a paroxysm daily, coming on in the morning from 7 to 9 A.M., and an interval of twenty-four hours. 2d—The *tertian* has a paroxysm every other day, coming on from 10 to 12 o'clock at noon, and an interval of forty-eight hours. 3d—The *quartan* has a paroxysm every third day, coming on from 2 to 4 P.M., and an interval of seventy-two hours. The tertian is the most frequent and has the most marked hot stage; but the quartan is the most obstinate, and chiefly occurs in the autumn. There is still another type, in which, though there is an attack every day, those only resemble each other which occur on alternate days.

EFFECTS.—From the recurrence of internal congestions in each cold stage the functions of the liver and bowels become disordered, the patient is sallow, his limbs waste, but his abdomen is distended, and his bowels constipated. The spleen is especially liable to be enlarged, sometimes to a great extent, so as to be felt externally. This condition is popularly called *ague-cake*.

CAUSES.—The exciting cause of ague is *marsh miasma*, which is probably a microscopic fungus (*bacillus malaria*)

growing on decomposing vegetable matter, and most rife when the land is *drying* after having been previously soaked with water. It is, therefore, most frequent in the spring and when the rains have fallen upon the decaying leaves in autumn, and where the ground is dug up.

LAWS.—Malaria obeys the following laws, which, practically, are worth nothing: 1st—It spreads in the course of *prevailing winds*. 2d—Its progress is arrested by *rivers* and running *streams* and by *rows of trees*. 3d—It does not rise above the *low level*. 4th—It is most dangerous at *night*.

PREVENTIVE.—Persons going into malarious districts should take for a short time before two grains of sulphate of quinine (ix), night and morning, and continue the same at increasing intervals during their stay. If *Quinine* is not tolerated, two grains of *Ars.* (3x) should be given in the same way. In persons sensitive to the action of *Ars.* the third centesimal trituration may be given in place of the third decimal.

TREATMENT.—*Palliative* treatment is adopted during the paroxysms to mitigate the symptoms, and consists chiefly in imparting warmth during the cold stage, removing the patient's coverings and giving cooling drinks during the hot, and supplying him with warm and dry linen when the perspiring stage has passed by. The *curative* is adopted during the intermission, and is of the greatest importance.

China.—Ague in marshy districts, with its *regular* stages; yellowish complexion, drowsiness, tender or swollen liver or spleen and watery or bilious diarrhoea. A dose just before an expected paroxysm and every four hours through the intermission.

Arsenicum.—Simultaneous or alternate heat and shivering, or internal shivering with external heat; burning heat, thirst, pains in the stomach, debility and tendency to dropsical swellings; also when *Quinine* or *Bark* has been used to excess.

Ipecacuanha.—Nausea and vomiting, distressed breathing, watery diarrhœa and other gastric symptoms.

Natrum mur.—When the chill is apt to come on in the forenoon, about 10 o'clock; much thirst, little blisters form around the mouth; and after much *Quinine* has been taken. This remedy alone will often cure the most obstinate chills.

ACCESSORY MEASURES.—If practicable, residence in a well-drained district, with a dry, bracing atmosphere. If compelled to remain in a malarious atmosphere, the patient should sleep in the loftiest rooms in the house, and not expose himself to night air. Air and light should be freely admitted during the middle of the day into the house, but night air carefully excluded. Light, nourishing diet may be taken, but the digestive organs not overtaxed. Fatigue and cold draughts of air must be avoided, and the clothing should be sufficient to be comfortable.

14.—Cholera (*Cholera Pestifera*).

DEFINITION.—This is an acute, miasmatic disease, characterized by *purging* of profuse watery discharges, unmixed with bile; *vomiting*; *coldness* of the surface, tongue and breath; *unquenchable thirst*; *suppressed urine*; collapse, and, unless reaction comes on, death.

In this much-dreaded disease, which resists the efforts of the old system, Homœopathy has won bril-

liant triumphs. Its success in the prevention and cure of cholera and other violent diseases has contributed greatly to its rapid spread in every part of the world.

TREATMENT.—If possible, cholera should always be treated by a homœopathic practitioner, but the administration of *Camphor* should be commenced immediately the earliest symptoms are noticed. We shall only indicate a few of the remedies and measures which have been found most useful.

Camphor (strong saturated tincture) is one of the first and most important medicines to be administered, under whatever form the disease presents itself. Its special indications are *sudden* prostration, the body generally becoming cold; pains in the stomach and bowels; irregular pulse; cold sweat on the forehead; giddiness; noise in the ears; swelling of the abdomen from wind; and severe purging. Two to five drops of the strong tincture on a small piece of loaf-sugar every five or ten minutes; as soon as the patient becomes warm the doses may be given less frequently, and discontinued when full perspiration takes place. At the same time the patient should be placed in a warm bed, have hot-water bottles applied to the feet and abdomen, and be allowed to sip cold water or suck ice.

Arsenicum.—Violent *burning* pains in the stomach; excessive thirst; suppression of urine; clammy sweat; weak, tremulous pulse; cramps and entire *prostration of strength*. It is the great remedy when the time for curing with *Camphor* has passed. Two-drop dose every hour.

Veratrum.—The chief indications for this remedy are *violent and continuous vomiting and purging*; cramps in the legs; a shriveled appearance of the skin; cold

tongue; cadaverous and pinched appearance of the face. Two-drop dose every hour.

PREVENTIVE MEASURES.—During the prevalence of cholera there are usually premonitory symptoms, such as general uneasiness, bitter taste in the mouth, fullness and pressure at the pit of the stomach, cramps, slight diarrhœa, a rumbling in the bowels; the symptoms should be promptly checked. Much time may be saved, and life spared, by families providing themselves with a small case of homœopathic remedies, including a small bottle of *Arsenicum* and *Veratrum*; also a bottle of *Camphor*, which must be kept by itself. It is a well-established fact that workers in copper mines, and others impregnated with the metal, possess immunity against cholera. From this has come the use of the copper plates worn next the skin.

The following advice is worth remembering: "Should cholera prevail, the means to avoid an attack are to maintain cheerfulness of spirits (remembering that the disease is not contagious); using a temperate but generous diet; avoiding late suppers; keeping early hours; sleeping in the highest room in the house; and carrying a small bottle of strong camphorated spirit in the pocket for the use of others as well as yourself; and, if compelled to pass the neighborhood of fetid drains, ditches, or other suspected places, to moisten the tongue with a drop of the camphorated spirit before inhaling the stench, it being known to Homœopaths that as *Camphor* is the antidote to most of their infinitesimal medicines, so it is an antidote to the cholera poison suspended in the air, and inhaled into the lungs in infinitesimal quantity, provided the *Camphor* is applied before the poison has begun to operate on the blood."—*H. Kemsall, M.D.*

15.—Whooping-Cough (*Pertussis*).

This is an epidemic and contagious disease, usually of a mild character in healthy children, but a distressing and sometimes a fatal malady in the delicate or scrofulous.

SYMPTOMS.—It generally commences as a common cold, accompanied by hoarseness and a cough, which

returns in fits at intervals. In about a week the cough returns at short intervals, in paroxysms of extreme severity, the child turning red or almost black in the face, and appearing as if choking, during which the lungs are emptied of air to the last degree; and then a long sonorous inspiration, taken to refill them, constitutes the "whoop." This is the sign of safety. The attacks recur every two or three hours, or, in severe cases, oftener, and are worse at night. Sometimes blood escapes from the nose, mouth, and even from the ears. The fits pass off with the expectoration of glairy, ropy mucus, and sometimes sickness. If dentition be going on, convulsions are not infrequent. Whooping-cough is sometimes complicated with measles, small-pox, bronchitis, etc., which add to the difficulties of treatment.

CAUSE.—A specific unknown poison, communicated through the atmosphere, which irritates the *pneumogastric* nerve.

TREATMENT.—It is not always easy to positively diagnose whooping-cough before the setting in of the whoop; but it is always best in an epidemic to give preventive remedies, which will tend to modify the attack.

PREVENTIVE TREATMENT.—Give *Corallium*, six pellets, morning and evening for three days, then *Drosera* in the same way, and continue for some time.

Drosera.—When the cough is loud and hoarse, the paroxysms frequent and violent, causing perspiration and vomiting of food and mucus. A dose every four hours or after every fit of coughing. *Drosera* is often sufficient in uncomplicated cases; but scrofulous children require professional treatment.

Belladonna.—For dry, spasmodic cough, worse at night; head hot, throat sore and dry; much thirst.

Arnica.—When there is bleeding from the nose, or spitting of blood with each fit of coughing; or when there is rupture of a small bloodvessel under the covering membrane of the eye (*conjunctiva*), causing the white of the eye to become blood-stained.

Veratrum.—Great exhaustion, cold perspiration, involuntary escape of urine during the cough; pains in the abdomen and groin; anxious expression.

Magnesia phos. is sometimes almost specific. If no other remedy seems specially indicated, give a small powder, size of a pea, every two to three hours.

Ferrum phos. and *Bryonia* should be given when there is danger of bronchitis or lung fever, of which there is danger, if not carefully guarded against.

ACCESSORY MEANS.—In warm, fine weather, the patient may remain in the open air during a portion of each day; but if there is fever present, the patient must remain in the house, and, so long as the fever lasts, in bed. If the paroxysms are very distressing and frequent, considerable relief can often be obtained from inhaling the steam of cresolin or carbolic acid, a few drops of either being put into an atomizer, and the room impregnated. But it is a disagreeable procedure and not always necessary. Exposure to damp and draughts should be strictly avoided; also fits of anger, as they add to the violence and frequency of the paroxysms. Infants should be watched constantly, taken up as soon as a fit comes on, and placed in a favorable posture. In obstinate cases, change of air, if only for a short distance, will prove of great utility. *Frictions* with olive oil, or with simple liniment, over the chest and along the spine, in a warmed room, are often palliative.

DIET.—Light, digestible food only, in moderate quantities, and shortly after the fits. Cold water is the best beverage; but for variety the following may be given as required: barley-water, gum-water or toast and water are grateful and somewhat nutritive.

16.—Mumps (*Parotitis*).

This complaint consists of inflammatory swelling of the salivary glands, especially those below the ears, frequently with pain, soreness and difficulty in moving the jaws. A curious circumstance connected with this disease is, that as the swelling of the neck and throat subsides, there is liability to swelling and tenderness of the testicles in the male, and the mammæ in the female, especially when the swelling subsides *suddenly*, as on exposure to cold or from cold applications. It is contagious and painful, but not dangerous.

TREATMENT.—*Mercurius* is the first and chief remedy, and is generally sufficient to effect a cure. A dose three or four times daily.

Belladonna.—Severe pain, with a tendency to delirium; mumps following measles, or with an erysipelatous inflammation.

Pulsatilla.—Useful when the breasts or testicles are affected.

ACCESSORY MEANS.—Frequent hot fomentations, covering the parts in the interval with a flannel bandage. The patient should be protected from cold, damp or excitement, as a liability to relapse remains for several weeks.

If the testicles become swollen, apply *hot Hamamelis extract*, and wrap up in a soft flannel.

17.—Influenza—The Grippe (*Catarrhus Epidemicus*).

This is an epidemic catarrh, and is so called from the Italian word which means "influence," because it arises from some peculiar condition or contamination of the atmosphere. It most commonly attacks adults of feeble resisting power.

SYMPTOMS.—These differ but little from common cold, except that the *general debility is greater* and more persistent. There are chilliness, anxiety, heat, headache, pain of the back and limbs, cough, nausea, suffusion of the eyes, sneezing, and an acrid discharge from the nostrils, with great depression of strength.

The most recent epidemic, that raged throughout Europe, and to some extent in this country, was characterized by very defined symptoms. As a rule, the attacks set in rather suddenly, with *aching and soreness throughout the body*; patient feels as if beaten, as if bones were broken, with rheumatic pains through the joints everywhere, coming and going quickly. Sleep restless, throat scrapy, dry, hot; head more or less dull and aching; very thirsty and restless. The cough sets in later, with great soreness under the sternum; every time the patient coughs, it feels sore and raw. *Sneezing and coughing, great aching and prostration, are the chief symptoms.*

DIET AND REGIMEN.—Beef-tea, milk-punch and farinaceous food, with *repose in bed*, or confinement in a room of uniform temperature. During fever, loss of appetite, etc., toast-and-water or barley-water will be more suitable, adopting, as the fever abates, a generous diet. It is best to put the patient to bed.

TREATMENT.—The first remedy to be thought of is

Gelsemium, which corresponds to the languor, feverishness and headache and general malaise

Ferrum phos.—Fever, pain in joints and cough, sore throat, muscular pains.

Bryonia may be alternated with it when above symptoms are present and every movement is painful and the patient is very thirsty.

Rhus.—When, with all the soreness and lameness, patient must move his limbs to get relief.

Euphrasia.—Congestion of nose, eyes and head; symptoms of coryza with much cough and expectoration.

Arsenicum.—For great prostration, restlessness, much fluid, burning discharge from nose; thirsty, but patient drinks very little at a time.

ADMINISTRATION.—Dissolve the remedy selected in water, and take a dose every hour.

18.—Erysipelas—St. Anthony's Fire.

SYMPTOMS.—Simple erysipelas, the variety treated of here, is marked by a spreading, inflammatory redness of the skin, with puffy swelling, tenderness, burning, and a painful sensation of tingling and tension. The color of the skin varies from a light-red to a dark-red or purplish color, becoming white under pressure, but assuming its former appearance on removal of that pressure. An attack is often ushered in with shivering, languor, headache, and sometimes nausea, vomiting, or diarrhœa.

CAUSES.—Debility, and loss of resisting power from disease; the habitual use of stimulants; exposure to cold; impaired digestion; wounds; badly ventilated

or crowded apartments; and certain conditions of the atmosphere. A *recent wound* or *bruise* is a chief *exciting* cause; *neglect of cleanliness, intemperance, unwholesome food* and *bad air* are the *predisposing* causes.

TREATMENT.—*Ferrum phos.*—When there is much fever.

Belladonna.—Severe, bright-red, smooth eruption, with headache, thirst, constipation, thick urine, etc.

Apis.—Rapid swelling of the parts, stinging pain, rosy hue of skin, scanty urine.

Rhus tox.—*Vesicles* (little bladders), whether on the face or body, with swelling, shiny redness of the parts, and restlessness. A dose every second or third hour.

ACCESSORY MEASURES.—In mild cases, no external application is required, unless fluid exudes, which may be absorbed by dusting powdered starch or flour over the surface. In severe cases, warm fomentations, and afterward flour or fine starch, should be sprinkled over the parts. Incisions, poultices and bandages may be necessary, should matter form.

DIET.—Gum-water, barley-water, or pure water, to allay thirst. Bad and tedious cases require beef-tea and good nourishment at regular intervals and, subsequently, change of air.

CHAPTER II.

GENERAL DISEASES.—(b) CONSTITUTIONAL DISEASES.

19.—Acute Rheumatism—Rheumatic Fever—
and Chronic Rheumatism.

SYMPTOMS.—Acute rheumatism sets in with general febrile disorder, followed by acute inflammation of the fibrous structures about one or more of the larger joints—the shoulder, elbow, knee, ankle, etc. The affected joints are swollen, tense, stiff, slightly reddened, very painful, and the pain is so increased by movement that a patient often says he has lost the use of the limb. The skin is hot, tawny in color, but covered with a sour sweat, having an offensive odor; the pulse is round and full; the tongue is furred; the urine is highly colored and turbid when cool, and the bowels generally confined. Palpitation and continued pain in the heart are unfavorable symptoms. The inflammation is liable to metastasis from one joint to another, or to other fibrous structures, as the *pericardium* the valves of the heart, etc. (See also under “Gout.”)

Muscular rheumatism includes *lumbago* (see the next section), *pleurodynia* or *false pleurisy*—rheumatism of the muscles of the chest—*crick in the neck*—when the cervical muscles are affected, etc. The treatment, however, is nearly the same in the different varieties.

CAUSES.—Exposure to cold and wet; sudden suppression of perspiration; and especially *evaporation* from wet clothes, causing chill, induce an altered condition of the blood which produces pain. It occurs most fre-

quently in young persons, from twenty to thirty years of age, or younger. Joints which have been sprained, long and excessively exercised, or otherwise impaired, are particularly prone to suffer.

TREATMENT.—*Aconitum*.—Acute rheumatism, chiefly at the commencement; violent shooting or tearing pains, aggravated by touch; swelling and redness of the affected parts; impaired appetite; high-colored, scanty urine, and other febrile symptoms. A dose every second or third hour.

Ferrum phos.—For similar symptoms. Pain and swelling of joints; fever.

Bryonia.—Lancinating or stitching muscular pains, worse on movement or touch; rheumatism affecting the joints and muscles of the chest, with catching or painful breathing (*false pleurisy*).

Rhus tox.—Pains worse during rest, the patient constantly turning about for ease, yet finding but little; deep, tearing, or bruised pains; rheumatism from getting wet, aggravated by damp or cold weather.

Mercurius.—Puffy swelling of the affected parts; the pains seem to be in the bones, and are worse with warmth and at night; *profuse perspiration* without relief.

Pulsatilla.—*Wandering rheumatism*; rheumatism relieved by cold; sensation of torpor in the limbs; pale face; diarrhoea, etc.

Calcarea phos.—Pain in joints at every change of weather. Rheumatism in young people who are developing.

ACCESSORY MEANS.—During the fever, the patient should remain in bed, and the diet be restricted to free draughts of water, milk-and-water, barley-water, gruel, etc. Oranges, grapes, lemons, may be given; but apples,

pears and stone-fruit should be withheld. Warm baths or hot compresses are both useful and comforting. *Wet-packing* of the whole body (pp. 60, 61), or of the affected parts, according to circumstances, is a most useful adjunct. When the heart suffers, a hot linseed-meal poultice or hot flannels should be frequently renewed over the region. During convalescence great attention must be paid to the joints; they must be diligently worked both by the patient and the nurse, and rubbed with oil to prevent their becoming stiff.

CHRONIC RHEUMATISM.—Chronic rheumatism requires similar remedies to the acute form, *Bry.*, *Arn.*, *Cimic.*, *Phyto.*, *Merc.* and *Rhus tox.* being the chief. Persons liable to rheumatism should wear flannel and warm clothing generally, and *avoid damp and cold.* Warm-, salt-, vapor- or hot-air baths are useful. After the use of warm bathing, cold should be gradually tried, as it tends to prevent subsequent attacks. Turkish baths, judiciously taken, are often efficacious. Frictions with *Arnica oil* are beneficial in local and limited forms of rheumatism. Errors in diet should be guarded against, as attacks are very likely to follow derangement of the digestive organs.

20.—Lumbago—Pains in the Loins.

Rheumatism of the muscles of the back, on one or both sides of the loins the pain being increased by movement of the back.

Tartar emetic.—Lumbago, the vertebræ feel as if they rubbed against each other.

Rhus tox.—Chronic lumbago; pains worse during repose, and at night; and when the disease has arisen from getting wet.

Cimicifuga.—Useful in a large number of cases; especially when there is restlessness, with depression of spirits.

Bryonia.—Intense pains, causing the patient to walk stooping, increased by movement or a draught of air, with shivering or biliousness.

Arnica oil, rubbed into the affected parts, is often very useful.

21.—Gout (*Podagra*).

The ancient name of this blood disease—*podagra*, foot-pain—indicates the parts usually first affected.

CAUSES.—Gout generally occurs in elderly persons who live luxuriously, and suffer much from heartburn, and other symptoms of *acid dyspepsia*.

DISTINCTIONS BETWEEN GOUT AND RHEUMATISM.—1. Gout rarely occurs till about or *after the middle period of life*; rheumatism attacks the *young*.

2. Gout chiefly affects the *small joints*—the metatarsal joint of the great toe, for instance; rheumatism the *large joints*.

3. Gout is often associated with chalk-stones (*urate of soda*); rheumatism is not.

4. Gout is decidedly *hereditary*; rheumatism is less so.

5. Gout is not attended with *profuse acid sweats*; rheumatism is.

6. Gout is often the punishment of the *luxurious and indolent*; rheumatism is rather the lot of the *hard-working and the exposed*.

TREATMENT.—*Aconitum*.—Fever symptoms, especially at the commencement, and in plethoric patients.

Pulsatilla.—May be alternated with *Acon.* from the

commencement, or given alone when the joint has become attacked.

Nux vomica.—Attacks traceable to stimulants or luxurious living, with indigestion or irregular action of the bowels.

Bryonia.—Gout implicating the chest, or with bilious symptoms; pains increased by movement.

Natrum sulph.—Is the remedy for chronic gout.

ADMINISTRATION.—Dissolve the selected remedy in water and give a teaspoonful of the solution every half hour in acute cases; in less acute, every two hours; in chronic, twice a day.

ACCESSORY MEANS.—Flannels and application of heat often give relief. The affected limb should be raised.

PREVENTIVE TREATMENT.—The patient should be well nourished, but the consumption of animal food diminished, and the tendency to acidity guarded against by avoiding indigestible, saccharine, highly-seasoned or greasy food, twice-cooked meat, raw vegetables, and stimulants. Moderate and regular exercise should be taken in the open air, and the sponge-bath every morning. Perspiration should be encouraged, with care that it is not checked by chill.

22.—Phthisis Pulmonalis—Scrofulous Consumption.

In cases of *phthisis* (from *thio*, to consume) there are deposited in the lungs certain morbid bodies called *tubercles*, in which the processes of suppuration and ulceration are set up. Although no period of life is exempt, phthisis is most frequent in the course of youth, especially from the eighteenth to the twenty-second year,

and, of all the diseases that claim our attention, is the one that proves the most destructive of human life. When once fully developed, it is generally supposed to be incurable; but in the early stages of the disease, while the tubercles are yet small, and but slight irritation has been set up, our preventive and remedial measures may be employed with much hope of success.

SYMPTOMS.—The *early* symptoms of consumption are obscure, and consist chiefly of chronic hoarseness; cough; shortness of breath on moderate exertion; wandering, irregular pains, and constriction about the chest; excessive sensitiveness of the lungs to cold air; *impaired digestion*; *debility* and loss of flesh without any assignable cause; hæmoptysis; *flushing of the cheeks*, and *quickenings of the pulse* in the evening, followed by disturbed sleep and *early morning perspirations*.

Spitting or coughing up of blood often takes place, and usually gives the first intimation of the real nature of the malady; its occurrence before or soon after the setting in of a cough always indicates danger. As the disease advances, breathing becomes very distressing, the sputa more purulent, and exhaustion and emaciation, from impairment of the digestive functions, are now confirmed and progressive symptoms. From thickening or ulceration of the respiratory mucous membrane, huskiness or loss of voice is produced. Other organs often become implicated, especially the intestinal canal, in which a deposit of tubercles takes place, producing diarrhœa. The skin covering the parts on which the patient lies is apt to become sore and inflamed, and even to perish from the pressure of the attenuated body. *Apathæ* (little ulcers) of the mouth, pharynx, etc., or swelling of the feet, ankles, and even

legs, ensue, and the long and weary struggle is at last terminated by the gentle approach of death.

The *physical signs* observed by *auscultation* and *percussion* tend to remove that uncertainty which formerly prevailed on the subject; but as these signs can only be appreciated and interpreted by a medical man, they are not further referred to in this work. All doubtful cases should be *early* submitted to professional homœopathic treatment.

CAUSES.—Tubercular phthisis is generally hereditary; it may arise in early life from an enfeebled condition of the system induced by a confined and impure atmosphere, unhealthy or too prolonged occupations, innutritious food, anxiety, etc., to which an hereditary predisposition and the scrofulous constitution powerfully contribute.

TREATMENT.—Where tubercles exist in the lungs, either in a latent or partially developed state, we strongly recommend the following measures:

1st.—*Highly nutritious and easily digestible food.* The diet should be nourishing, digestible and sufficiently abundant, including animal food once or twice daily, or occasionally fish, stale home-made or brown bread, farinaceous puddings, green vegetables, mealy potatoes, milk, lightly boiled eggs, etc. Condiments, pastry and all articles of food that occasion nausea, eructations, or other symptoms of indigestion, are to be avoided. The diet should include *Cod-liver oil*, in small quantities. The continued use of oil, judiciously given, controls the expectoration and night-sweats, soothes the cough and checks emaciation.

COD-LIVER OIL.—Cod-liver oil is an agent of great value in the treatment of many constitutional diseases,

especially for the one under consideration. That kind of oil should be chosen which the patient finds most easy of digestion. A teaspoonful, once or twice daily, taken before, after or between meals, as may prove most agreeable, is generally sufficient, especially at the commencement; and, by slightly warming the oil, or taking after it a lump of sugar on which a drop of some essential oil has been placed, or some coffee, or orange-wine, etc., the unpalatableness may be in great measure removed. Inunction over the chest and between the shoulders is also generally beneficial.

KUMYSS, or fermented milk, is very beneficial and generally liked by the patient. It may be used alone to the exclusion of all other food, or can be taken at any time when the patient desires it.

2d.—*Daily exercise in the open air*, employed in such a manner as to bring all the muscles—especially those of the chest and upper extremities—into moderate and agreeable action, and with the body in an *erect posture*, as in walking. Riding on horseback is also favorable, as affording a large amount of fresh air, the exercise not exciting great difficulty of breathing. In unfavorable weather, some of the well-contrived apparatus for arm and back exercise, especially that of the cross-bar, should be used in the house, with open windows.

3rd.—*Bathing*, followed by vigorous friction, by means of a *bath-sheet*, is an important measure, and, except in confirmed consumption, is generally beneficial. The water may be applied in the form of baths, sponging or wet-sheets, and may even include *sea-bathing*. Weak children or delicate patients may use tepid water, and gradually reduce the temperature. When admissible, the best plan is rapidly to plunge a child in water,

which obviates the exposure consequent on sponging, and insures a quick and complete reaction. A healthy action of the skin will thus be promoted, and the general circulation equalized. *But cold bathing is injurious when the surface is rendered cold and pale, and the patient is left languid and dejected.* In such a case, warm salt baths should be first used. In consumptive cases, sponging the patient every morning with one part of vinegar to six parts of hot water is most agreeable as well as refreshing.

4th.—*Residence* in a moderately warm climate. Warm air soothes the trachea and bronchial tubes, and the external warmth tends to keep the blood to the surface of the body, and so obviates congestion of the lungs; and, further, the warm air being rarefied, less oxygen is inspired, and less carbonic acid given off, so that less vigorous breathing is required; and, also, the liver, in the warmer climates, seems to take on some of the offices of the lungs. The climate, however, must be *dry*, as damp is prejudicial. The writer is strongly convinced that entire change of climate, if adopted before the disease has produced irreparable changes in the lungs, is the most effective and permanent remedy. The climate of many parts of California, Arizona, Florida, Victoria in Australia, is probably the best to which a patient of consumptive tendency can be sent; but never send any patient away from home and relatives in the last stages of the disease. It is simply cruelty.

5th.—Lastly, *all excesses* are to be avoided, whether in the pleasures of the table, wine or liquors, business, intellectual pursuits, or in the gratification of any passion which overstimulates and fatigues the mind or body.

By the early and persevering adoption of these suggestions, and the administration of homœopathic remedies, much might be done toward the prevention of consumption, as well as for the restoration to comparative health of tuberculous persons.

We have often administered our remedies with marked and permanent benefit to consumptive patients, but the treatment should always be conducted by a physician. Experience in the treatment of a large number of private and dispensary patients enables us to encourage hope even in grave and complicated cases. In the early stages of the disease, a cure can often be effected; even when considerably advanced, life may be prolonged for many years; and in the last stages of the disease, the patient's sufferings may be mitigated to a marked degree.

Among the articles of diet may be mentioned the various extracts of malt and maltine and especially kumyss. Cod-liver oil is also of great importance where it is well tolerated. It should be taken two or three times a day immediately after food. When it is not tolerated *Iodine* given homœopathically will sometimes do more than the cod-liver oil, which contains iodine. Also suet and milk may be taken as a substitute. It is made by simmering an ounce of finely chopped mutton suet in a pint and a half of milk, until the whole is reduced to one pint. Skim carefully and strain. It should be taken warm, and makes an excellent supper.

MEDICINAL TREATMENT.—This will always be directed by a homœopathic physician when possible. Among the most useful remedies are :

Calcareo phos., especially for incipient cases. Debility, cough, hoarseness, night-sweat and diarrhœa are all

benefited by it. May be given in powder, size of pea, three times a day in warm milk.

Phosphorus.—Irritative cough, with expectoration of mucus streaked with blood.

Ferrum phos.—Breathing short, oppressed and hurried, accompanied by heat and feverishness.

(See also "Cough," "Hemorrhages" and "Clinical Index.")

CHAPTER III.

DISEASES OF THE NERVOUS SYSTEM.

NERVOUS diseases have considerably increased of late years throughout the civilized world. Undoubtedly this is due to our modern ways of living; the result of the overtaxed energies and feverish excitement in which great numbers live, and the large amount of stimulants taken to sustain that excitement. It is not overwork that kills, but *worry*. What is most needed in the prevention and treatment of nervous troubles is true temperance in all things; a less selfish and anxious pursuit of wealth; daily exercise and recreation in the open air; simple food, well prepared, and a release once in a while from the hurry and bustle of daily business life.

Looking to higher and more important things than mere money-making will tend to be an effectual antidote to many causes of nervous diseases.

23.—Epilepsy (*Falling Sickness*).

SYMPTOMS.—Epilepsy means literally a *seizure*; for often in a moment the patient falls to the ground with

sudden and complete loss of consciousness, struggling and foaming; the eyes roll spasmodically, the teeth are clenched, the tongue is often bitten, the breathing is labored, and the face purplish and swollen. Sometimes a fit is preceded by depression of spirits, a gloomy mood, drowsiness, or the *aura epileptica*, a peculiar sensation, compared to a stream of warm or cold air, the trickling of water, or the creeping of an insect. It is followed by deep sleep, from which the patient awakes with headache and sense of weariness.

CAUSES.—Hereditary tendency; injuries or malformation of the head; local irritation; derangement of the nervous or sexual system; self-abuse; fright, or fits of rage; the irritation of worms; the sight of other epileptics, etc. The evidence of hereditary tendency exists in the fact that two or more cases of epilepsy frequently occur in the same family, far more frequently than it would do if it were a mere coincidence. Still, evidence of a local irritation as a cause should be sought after, so that it may, if possible, be removed.

TREATMENT DURING A FIT.—Tight articles of clothing must be loosened, particular care being taken that there shall be no pressure on the vessels of the neck; the patient should be placed in a cool, airy place; the head and trunk slightly raised; a cork or linen pad placed between the teeth to prevent the tongue, which should be pushed back, from being bitten; and the patient withheld as much as possible from injuring himself, without restraining him beyond what is absolutely necessary. Dashing the face with cold water and the application of smelling-salts to the nose are of no advantage; the fit had better take its course. After it is over, the patient should be allowed to sleep.

TREATMENT BETWEEN FITS.—*Belladonna*.—Great irritability of the nervous system, the patient starting at the least noise; convulsive movement of the muscles of the mouth, face and limbs; dilated pupils, fixed or convulsed eyes, intolerance of light; stammering; congestion of blood to the head; and when an attack commences with a sensation of crawling in the upper extremities.

Ignatia.—Nervous, sensitive patients; when anxiety or grief has been an exciting cause, and there are deep sighs between or before attacks.

Nux vomica.—Indigestion; irregular action of the bowels; great irritability between the fits; and the patient takes too little open air exercise.

Opium.—Fits traceable to *fright*; deep, lethargic sleep between the paroxysms; fullness of blood.

Chamomilla.—From gastric derangements in children; an attack is preceded by colicky pains, and followed by stretching of the limbs, clenching of the thumbs, sour vomitings, paleness of one cheek and redness of the other.

Cina.—From the irritation of worms.

Sulphur.—Epilepsy following a suppressed eruption or discharge; chronic cases; also as an intercurrent remedy.

ADMINISTRATION.—For the premonitory symptoms, a dose every one, two, or three hours; during the intervals, twice daily.

ACCESSORY MEANS.—Regular exercise and amusements, but not carried to the point of fatigue. Many attacks are brought on by errors in diet; hence *plain, nourishing food*, in moderate quantities; cold ablutions every morning. Patients with a tendency to plethora

or congestion should wholly abstain from stimulants. Bodily and mental fatigue, violent emotions, excesses of every kind, more especially sexual, must be strictly avoided.

24.—Infantile Convulsions.

SYMPTOMS.—Unconsciousness, rolling of the eyes, grinding of the teeth, clenched hands, contortions or stiffness of the body and limbs; sometimes the face is purplish, and the breathing labored. The attacks terminate with trembling, chillness, paleness of the face, and evacuation of the bladder and bowels, etc.

CAUSES.—Errors in diet; unwholesome and indigestible food; irritation of the brain from pressure of a tooth upon an inflamed gum, or anything which overexcites the nervous system; disease of the brain; an insufficient supply of blood to the brain, as in badly-fed children, or an impure supply of blood, as in the eruptive fevers; the irritation of worms; fright; in suckling infants, powerful emotions of the mother. The remote causes are hereditary predisposition, etc.

TREATMENT.—The clothing about the neck, chest and body should be loosened, the head raised, the face sprinkled with water, and plenty of fresh air admitted. A warm bath for about ten minutes, maintained at 98° by additions of hot water, is generally advisable; at the same time cold water should be gently poured on the head for one or two minutes, or a towel squeezed out of cold water applied to the head; the child should be quickly dried and wrapped in warm flannel or blanket; then put to bed. A medical man should be summoned if possible.

Belladonna.—Convulsions with determination of blood

to, or inflammation of, the brain; *hot or flushed face*; dilated pupils, etc. *Bell.* is especially useful in stout children, and should be given early, and repeated every five minutes for several times; a drop of the tincture in a teaspoonful of water, or a few pellets on the tongue. *Magnesia phos.* may be given after a few doses of *Belladonna*, and generally suffices for all ordinary convulsive attacks.

Chamomilla.—Spasmodic twitching of the eyelids and muscles of the face, one cheek red and the other pale; clenched thumbs. It is most suitable for *irritable* children, and in fits from disorders of the digestive functions.

Opium.—Convulsions from *fright*, followed by *stupor*, labored breathing, confined bowels.

Aconitum.—*Fever*—restlessness, flushed face—and when convulsions are *threatened*.

ACCESSORY TREATMENT.—Diarrhœa during dentition, unless excessive, should not be interfered with. It may be regarded as an effort of nature to relieve congestion of the brain. "Keeping the head cool and the feet warm," washing the patient in cold water daily, and allowing him to be much in the open air tend to prevent determination to the head. Purgatives are to be avoided, and the bowels regulated by suitable diet or by homœopathic treatment. Costiveness in infancy is due to errors in diet; if obstinate, or if worms be present, injections of water may be used. The mother or nurse should abstain from all indigestible food.

25.—Spasmodic Croup—Child-Crowing (*Laryngismus Stridulus*).

This affection is distinct from croup proper, described further on, for it is a purely nervous disease, inducing *spasm of the glottis*. It occurs at the youngest age, before the end of the first dentition.

SYMPTOMS.—It comes on suddenly, usually at night, with a spasm of the muscles of the throat, so that the child struggles to get his breath, with a choking noise, and becomes livid in the lips. It generally occurs during dentition or from irritation of the stomach and bowels, occasioned by improper food or worms. Under proper treatment, the attack usually soon passes off, but sometimes it is premonitory of disease of the brain. It is distinguished from *true croup* by the absence of barking cough, feverishness, anxiety of countenance and distress between the attacks.

TREATMENT.—*Aconitum*, in alternation with *Spongia*, should be given every few minutes till improvement ensues.

Gelsemium is an excellent remedy when the above do not meet the case.

ADMINISTRATION.—The remedy may be given in drop-doses in half a teaspoonful of water every ten minutes for three or four times. After the attack is passed, the medicine should be given three or four times a day, for two or three days, to prevent subsequent attacks.

ACCESSORY MEANS.—Fomentation to the throat, by means of a sponge wrung out of hot water; the warm bath and the removal of any known exciting cause.

26.—Headache.

Headache may be merely an incidental symptom of a general disease, such as indigestion, common cold, deranged menstruation, congestion or inflammation of the brain, etc., or it may be a more or less local affection, resulting from some irritation of the cerebral nerves. The treatment of chronic headache should be regulated according to its cause, and be under the care of a homœopathic physician. Headache from congestion or inflammation especially requires professional treatment.

TREATMENT.—*Belladonna*.—Throbbing pains, shooting from one point to another; fullness, pressure and heaviness above the eyes, aggravated by noise, light or mental efforts; *congestion* to the head, with redness of the face, glistening of the eyes and excessive sensitiveness. A dose every hour until relieved; afterward less frequently. *Bell.* is often useful after, or alternately with, *Acon.*

Aconitum.—Heat in the head from excitement, and aggravated by motion, with a sense of coldness in the rest of the body; sensation as of a tight band round the head; pain accompanied by swelling; cold water to the head gives relief. Much feverishness, restlessness and anxiety call for it.

Iris.—*Sick-headache*, with much vomiting of bile, pain in the forehead and right side of head, aggravated by movement.

Nux vomica.—Headache from intoxicating drinks, sedentary habits, too close attention to business; stupefying headache with giddiness and heaviness in the morning after unrefreshing sleep, or after meals, with

other symptoms of indigestion. It is well indicated by a dark, bilious complexion, irritable disposition, and irregular action of the bowels.

Pulsatilla.—From rich food, with acidity, heaviness of the head, pain on one side of it, shooting into the ears, paleness, fretfulness, and shiverings. Also in women from suppressed period.

Bryonia.—From cold, most troublesome in the morning, or after a meal; digging or tearing pains, and a feeling as if the contents of the head would protrude on stooping. *Rheumatic headache*; headache during hot weather; also with bleeding of the nose, or *torpor* of the bowels.

Ferrum phos.—Headaches of children. Throbbing pain, red face, pain worse stooping or moving.

Kali phos.—Nervous headache, hysterical mood, very sensitive. Headache of students. Gone feeling in stomach.

Natrum mur.—Chronic and sick-headaches; menstrual headache; for school-girls who apply themselves too closely; with constipation.

PREVENTIVE TREATMENT.—An attack of headache may sometimes be warded off by a dose or two of *Nux vomica* (if from indigestion), or of *Aconitum* (if from catarrh), if taken immediately the first symptoms are observed.

ACCESSORY MEANS.—The hands and feet should be plunged in hot water for ten minutes; the temples bathed with vinegar and spirits of wine in equal parts; food should be abstained from for a time to give the stomach rest and quiet the nerves, if the headache be brought on by dietetic errors; simple nourishing food should be taken frequently, if the headache be nervous.

GENERAL TREATMENT.—The cause should, if possible, be ascertained and removed. In cases of difficulty, an observant physician can generally detect the cause, and almost as often point out the cure. Highly stimulating food and drink, especially spirits, strong tea and coffee, should be avoided; there should also be regularity of meals, adaptation of clothing to the changes of the seasons, a healthy action of the bowels, and a sufficient amount of daily open-air recreation.

27.—Sick-Headache.

This, the headache of indigestion, is often erroneously called *bilious headache*.

SYMPTOMS.—Giddiness, dizziness, swimming in the head, sickness, etc. The headache is stupefying or agonizing, generally commences in the morning, and is often confined to one spot on the side of the head, on the forehead or over the eye.

CAUSES.—Errors of diet; indulgence in wine; sedentary habits; or may occur in a person whose digestion has been previously impaired without any immediate dietetic infraction.

TREATMENT.—See the preceding section, and also that on “Indigestion.”

The chief remedies are *Nux* and *Iris*. Take a dose of each in alternation every half hour; when better, not so often. After the acute attack it is advisable to take the remedy corresponding to the general state of the patient every night on going to bed. Very often, one of the Tissue Remedies will be found to be needed for the radical cure of the disorder. Among these consult *Calcarea phos.*, *Natrum mur.*, *Ferrum phos.* and *Kali phos.*

CHAPTER IV.

DISEASES OF THE EYES, EARS AND NOSE.

28.—Inflammation of the Eyes (*Ophthalmia*).

OPHTHALMIA is a general term for inflammation of the mucous membrane which lines the eyelids and the front part of the eyeball. There are several varieties, such as *catarrhal ophthalmia*, from cold; *strumous ophthalmia*, from a *scrofulous* habit, marked by an extreme intolerance of light, etc.

SYMPTOMS.—Soreness in the ball of the eye, sensation as of sand under the lids, redness of the eyes, with swelling of the vessels, itching and shooting pains, pustules and scales on the lids; the pains increase in the evening and on exposure to cold, and there is agglutination in the morning.

TREATMENT.—*Aconite*.—Acute inflammation of the eyes of any kind, especially after injuries or operations.

Arnica.—Inflammation from external injuries. It may be used both internally and externally.

Belladonna.—Pain, redness and swelling; *throbbing* in the temples; *flushed* cheeks, glistening eyes and *intolerance of light*.

Calcareo carb.—Chronic ophthalmia in *scrofulous debilitated* children; secretion of mucus, causing the lids to stick together in the morning.

Hepar sulph.—Chronic scrofulous ophthalmia, especially if much *Calomel* has been administered. It is generally most beneficial after the acute symptoms have yielded to such remedies as *Acon.* and *Bell.*

Sulphur.—Frequent *relapses* in scrofulous persons; or

it may follow other remedies after the more urgent symptoms have subsided.

ACCESSORY MEASURES.—If inflammation has been caused by sand, dust, lime, flies or hairs of the lids, the irritating body should be immediately removed; and if the inflammation be considerable, a shade should be worn. Strong light, wind, and cold air should be avoided. To prevent the eyelids from being cemented together in the morning the margins of the lids should be gently smeared with a little olive oil by means of a camel's hair brush, or with simple cerate, or vaseline, at bedtime. Except the *Calendula lotion*, the only further local application admissible in domestic practice is a piece of lint wetted with tepid or cold water. Patients in crowded and unhealthy towns should remove for a time to the country, where they can take daily out-of-door exercise in a pure and bracing air. The food should be plain and nourishing, the habits early and regular, and frequent bathing should be practiced. Chronic, especially strumous ophthalmia requires *Cod-liver oil*. Persons predisposed to ophthalmia should guard against exposures to the wind.

29.—Stye on the Eyelids (*Hordeolum*).

The stye is a little boil projecting from the margin of the eyelids, causing pain till relieved by the escape of matter.

TREATMENT.—*Pulsatilla* is the chief remedy and the first to be used, unless considerable inflammation exists, when it may be preceded by one or two doses of *Acon*. But *Puls.* will not prevent a tendency to its return. For this purpose we give

Silicea.—Patients predisposed to styes.

ADMINISTRATION.—In acute cases, every three hours; in chronic cases, morning and night.

AUXILIARY TREATMENT. — Fomentations of tepid water; if pus forms, a bread-and-water poultice at night. The eyes should rest, and be protected from a strong light, especially from gaslight.

30.—Inflammation of the Ears (*Otitis*)—Earache (*Otalgia*).

SYMPTOMS.—Sudden pain, sometimes so acute as to cause delirium; tenderness and soreness; unnatural noises; deafness or morbid sensibility to sound; more or less redness and swelling of the ear-passage; flushing of the face on the affected side.

CAUSES.—*Cold currents*; imperfectly drying the ear after washing; injudicious bathing; probing or syringing an inflamed ear. Inflammatory affections of the ear frequently follow the eruptive fevers in strumous children.

TREATMENT.—*Aconitum*.—Recent inflammation from cold.

Belladonna.—Tearing pains in the head, with tendency to *délirium*.

Pulsatilla.—Sticking or tearing pains in and behind the ear, swelling and a feeling as if the ear were closed. It is specially suited to the *earache of children*, and after the inflammatory symptoms have been controlled by the former remedies.

Chamomilla.—Earache from cold or *suppressed perspiration*; stabbing, tearing pains in the ears; extreme *sensitiveness and irritability*.

Mercurius.—Pains in the ear extending to the cheeks and teeth; discharge; *swelling of the glands*, etc.

Sulphur.—After the use of other remedies, as an intermediate one, or to complete the cure.

DOSE AND ADMINISTRATION.—See p. 53.

ACCESSORY MEANS.—Hot fomentations, poultices, or the steam of hot water, to mitigate the pain. Cotton wool should be put in the ear for a short time afterward to avert cold.

31.—Discharge from the Ears (*Otorrhœa*).

This disease is commonly met with in scrofulous children, and, if not soon amenable to the remedies, should be treated professionally.

TREATMENT.—*Mercurius*.—Thick, bloody or fetid discharge; tearing pains in the side of the head or face; swelling and tenderness of the glands about the ear; also when the complaint follows scarlatina, measles, small-pox, etc. A dose thrice daily.

Hepar sulph. is preferable if the patient has been dosed with *Mercury*.

Pulsatilla.—Simple discharge from the ear, with deafness, in non-scrofulous children.

Calcarea phos.—Tedious cases in strumous children.

Kali mur. may be given after *Mercurius* or *Pulsatilla*, a dose morning and evening, for one week.

ACCESSORY MEASURES.—Change of air is often necessary; country air, in a dry, salubrious district; or, in the autumnal months, sea air is generally of marked utility. Cod-liver oil is also strongly recommended.

32.—Deafness (*Surditas*).

CAUSES.—Deafness is generally a symptom of some other disorder, such as inflammation of the ears, severe cold, glandular enlargement or chronic disease of the

ear. It may also be occasioned by loud noises or by the accumulation of ear-wax or other substances lodged in the ear-passage.

TREATMENT.—Deafness of recent date may generally be quickly cured by skillful homœopathic treatment; long-standing cases are often obstinate.

Pulsatilla.—Recent deafness from cold, with noises in the ears.

Mercurius.—*Catarrhal deafness*, with swollen glands of the neck and throat; suddenly suppressed discharge from the nose and ears; roaring and buzzing sounds in the head. Also deafness after smallpox.

Phosphorus.—Deafness of *nervous patients*, or following any nervous disorder.

ADMINISTRATION.—In recent cases, a dose every four hours; in chronic, twice daily.

ACCESSORY MEANS.—Hard ear-wax, or any foreign substance, causing deafness, should be early removed by skillful hands, after first gently syringing the ear with warm water. All nostrums, to be dropped into the ear, should be eschewed. Mullein oil may be dropped on a little cotton and inserted at bedtime.

Ferrum phos. and *Kali mur.* may be given when no other remedies seem to be indicated. They will benefit a large proportion of cases of catarrhal deafness. Take a powder morning and evening, alternating every week.

33.—Bleeding from the Nose (*Epistaxis*).

Bleeding from the nose is of frequent occurrence in children, a fit of sneezing or coughing, a slight blow, severe exercise or even the heat of summer often serving as the exciting cause. Bleeding from the nose also occurs in the course of many diseases, or at their termi-

nation, and often affords considerable relief. It should not be interfered with unless it is excessive, recurs too frequently, or takes place under a weak state of the system. When it arises from injuries, or in patients already reduced by disease, and is excessive, remedies are necessary.

CAUSES.—Undue fullness of the bloodvessels of the head; local disease of the nostrils, or a constitutional hemorrhagic diathesis. In men it frequently succeeds suppression of hemorrhoidal discharge, and in young women it may be *vicarious* of the menstrual function. Under peculiar conditions of the constitution, epistaxis often occurs periodically in some adult persons, and then its cessation, without judicious treatment, may become a source of danger.

TREATMENT.—*Aconitum*.—Bleeding after being overheated, or in *plethoric persons*, with fever, strong pulsations of the arteries of the temples and neck, and *full, hurried pulse*. A dose every fifteen or twenty minutes during the bleeding.

Belladonna.—With flushed face and congestion to the head.

Bryonia.—Coming on every morning.

Arnica.—Hemorrhage from *violence*—a blow, fall or excessive bodily exertion—preceded by heat and itching of the nose.

Pulsatilla.—In females, from *suppressed* or scanty monthly discharge. (See also *Bryonia*.)

China.—If the loss of blood has been such as to weaken the patient, producing paleness, fainting, etc., a dose three or four times daily for a week or ten days. At the same time the food should be nourishing and taken at regular hours, avoiding, of course, overrepletion.

Ferrum phos. may be given morning and evening for a week after an attack, should the patient be subject to them. It will prevent their recurrence.

ACCESSORY MEASURES.—So long as the hemorrhage continues, the patient should be kept standing, as that posture favors fainting, which is often nature's mode of cure. If the hemorrhage has caused debility, a nourishing but digestible diet is necessary.

Cold is a most successful means of arresting hemorrhage; it may be applied to the nose or forehead by a handkerchief wetted in cold water, or by ice, or by the sudden application of cold water to the neck or back, or by placing a cold key or any other iron instrument to the spine. In these latter instances the influence of cold is not restricted to the part to which it is immediately applied; the bleeding is arrested by the sympathetic constriction of the bloodvessels which it produces in remote parts. In most cases, however, the simple plan of causing the patient to raise his arms above his head, and holding them so for a little time, promptly arrests hemorrhage.

All stimulating food and drink must be withheld, and every circumstance likely to quicken the circulation avoided.

Plethoric patients, predisposed to this complaint or to congestions, should lead a temperate life, avoid stimulants, use frequent ablutions of cold water, and take moderate exercise daily in the open air, avoiding, at the same time, sudden changes of temperature. Immoderate exertion, fatigue and much stooping are injurious.

CHAPTER V.

DISEASES OF THE RESPIRATORY SYSTEM.

34.—Croup (*Angina Trachealis*).

Croup proper is inflammation of the mucous membrane of the *larynx* and *trachea*, with swelling from effusion into their tissue. There is probably no real membranous formation, as in diphtheria, but only a secretion of tenacious mucus. Croup is a serious and dangerous disease, as death may occur suddenly from convulsions, spasm of the glottis, exhaustion, the formation of a coagulum in the heart, or from the excessive swelling of the lining of the windpipe, by which the patient is choked. The disease should be placed under the care of a professional Homœopath as quickly as possible.

SYMPTOMS.—It begins as a catarrh, with a peculiar barking cough; and afterward, usually at night, the symptoms become aggravated, with paroxysms of dyspnoea, rapid breathing, quick, wiry pulse, thirst, hoarse voice, loud *brassy cough*, and great distress, the child throwing its head back to put the windpipe on the stretch. The metallic ringing sound, heard in the inspiration and cough, has been compared to the crowing of a young cock, or to the barking of a puppy. The disease is often fatal in from two to four days.

True croup is less frequent than *spasmodic croup* (p. 107), and generally occurs in the period between the first dentition and puberty. Remember that the more *sudden* and *violent* the attack, the less danger of its being true croup. It is most likely only spasmodic

croup, and the child will get over the attack in the course of an hour or two, although likely to have another attack the next night. But should the attack come on gradually and insidiously, and the child remain markedly hoarse, and show fever during the day, you must be on your guard, and obtain the advice of a physician.

CAUSES.—Damp and unhealthy situations; sudden changes of temperature; wet feet; poor or scanty food or clothing; previous illness, etc. One attack predisposes to another.

TREATMENT.—*Aconitum*.—Great heat, thirst, *short dry cough*, and difficult breathing. *Aconite* is often of priceless value in the early stage of the disease; if indicated, it may be given in alternation with one of the following remedies:

Spongia.—If *Aconite* produce perspiration; but if the difficult breathing continue, *Spongia* should be substituted, particularly if the breathing be labored, loud and wheezing, and the cough *hoarse, hollow, barking* or whistling, and worse toward evening, the patient looking anxious, pale, and as if he would be suffocated.

Hepar sulph.—Loose cough, having the ringing or brassy sound peculiar to croup, with a constant *rattling in the chest*, during which the patient tries in vain to get relief by expectoration.

Tartar emetic.—Loose, rattling cough, difficult respiration; patient is drowsy and sweaty. The homœopathic cough and croup syrup is a preparation of *Tartar emetic*. It is an excellent thing to have on hand for emergencies. When children wake suddenly at night and begin with a hoarse, barking cough and difficult breathing, a few doses in rapid succession will generally suffice.

Phosphorus and *Carbo veg.* are useful in removing the hoarseness and cough which often remain after an attack of croup.

ADMINISTRATION.—In severe cases, every fifteen or thirty minutes; in mild, or during convalescence, every four or six hours.

ACCESSORY MEANS.—A warm bath, and hot water applications to the throat, are highly advantageous. The feet should be kept warm, there should be no strings or tight articles round the neck, and everything avoided that would be likely to excite or irritate the patient. During an attack, as a beverage, water only is admissible. In convalescence, milk-and-water, arrow-root, gruels, extract of meat, and, gradually, more substantial food. A change of air, especially to a dry, healthy soil, hastens complete recovery.

35.—Cold in the Head—Catarrh (*Coryza*).

This is a very common complaint, and often the precursor of serious and fatal diseases. It is the cause of half our diseases. It consists of inflammation of the mucous membrane of the air-passages of the nose, throat, etc.

SYMPTOMS.—It usually comes on with slight shiverings, pain and a feeling of weight in the head, redness of the eyes, obstruction of one or both nostrils, accompanied with a discharge of thin colorless, acrid mucus. These symptoms are soon followed by sore throat, hoarseness, sneezing, dry cough, chilliness, general weakness, more or less fever, quick pulse, and loss of appetite.

CAUSES.—Exposure to wet, cold winds, draughts, changes of temperature, insufficient clothing, and

especially *deficient warmth when the body is cooling after having been heated*. A weak condition, an empty stomach and a disordered stomach are predisposing causes.

TREATMENT.—*Aconitum*.—This is a remedy of great power, and undoubtedly surpasses every other in efficacy at the *beginning of a cold*, or in the precursory stages of all diseases resulting from a cold. If appropriately and early administered, it will generally remove all the morbid symptoms consequent on cold, and so obviate the necessity for any other medicine; a dose every second or third hour. If the cold has resulted in any of the diseases so often following it, *Acon.* may be alternated with, or substituted by, one of the annexed, or some other remedy, according to the directions given in other parts of this Manual.

Camphor.—This remedy is only suited to the *chill or cold stage*, when its prompt administration in two-drop doses, every half hour or hour, repeated several times, will often terminate the disease in the first stage. It should be chosen in preference to *Acon.* during the chill stage, and especially if the patient has still to be exposed to changes of temperature.

Arsenicum.—Coryza, with copious, watery, *acid discharge*, and *soreness* of the surrounding parts, with great lassitude; especially for weak and wheezing patients.

Mercurius.—Running cold, with *sneezing*, soreness of the nose, *thick discharge*, profuse perspiration; sensitiveness to cold; and aggravation of symptoms toward evening.

Nux vomica.—Sense of *weight and pressure in the forehead*; discharge during the day, and stoppage at night; “stuffy cold.”

Pulsatilla.—In females or children, with loss of appetite; *diminished or perverted taste and smell*; much thick yellow or green discharge from the nose; heaviness and confusion in the head, worse in the evening, or in a warm room.

ACCESSORY MEASURES.—Copious draughts of cold water, and abstinence from solid food, when there is much feverishness. The hot foot-bath (p. 60) may be used before retiring to rest.

PREVENTION.—Persons liable to cold on slight exposures should take a cold sponge-, shower-, or plunge-bath, daily, at all seasons of the year. Delicate persons may begin by using tepid water for a few days, gradually lowering the temperature till the natural coldness is reached. Except for constitutionally delicate persons, the writer strongly deprecates the habit of washing in warm water. Proper clothing, regulated by the season, is of great importance for all, especially for children and young girls. The feet should be kept dry and warm. Warmth may generally be secured by free out-of-door exercise, sharp walking, the use of the skipping-rope, etc. The hardening process of out-of-door exercise in warm clothing which protects the chest and abdomen, should be gradual. Catarrhal, wheezing patients, going out on a cold day, or passing from a warm to a cold room, should keep the *mouth shut*, by breathing through the nose. Cold cream applied to the nostrils will give relief in dry, cold, windy weather.

Chronic Catarrh.

Calcareo phos.—An excellent remedy to begin the treatment of chronic catarrh and to use it as an intercurrent remedy after others have acted for some time. It has a

decidedly tonic action. Give a dose morning and evening.

Kali bich.—*Chronic catarrh*, with hoarseness, *tough stringy sputa*, chronically inflamed or ulcerated throat, cough, etc. An additional indication is a concurrent affection of the digestive mucous membrane.

Sulphur.—*Chronic catarrh*, with free discharge.

36.—Hoarseness.

Hoarseness is a frequent accompaniment of a common cold, croup, consumption and other diseases; it may also follow the excessive use of the voice, as in reading, speaking or singing.

TREATMENT.—*Aconitum.*—Dryness, roughness, and sensation of fullness in the throat, with feverishness.

Belladonna.—Hoarseness, with sense of *constriction* and rawness of the throat.

Phytolacca.—*Catarrhal roughness*, dryness, or inflammation of the throat, with *hoarseness*.

Ferrum phos.—Hoarseness in those who use the voice much, singers, etc.

Dulcamara.—Hoarseness from *damp or wet*.

Arnica.—From *excessive use of the voice*. It may also be used as a gargle (five drops of the strong tincture to a wine-glass of cold water).

Hepar sulph.—Weak and *hoarse voice*; wheezing breathing. It is indicated in old standing cases, and when *Mercury* has been largely taken.

Carbo veg.—Obstinate *chronic hoarseness*, worse in damp weather, after talking, and in the evening, and for patients who have been dosed with *Mercury*.

Phosphorus.—Dryness and soreness of the throat and chest, especially in the chronic form of the affection, and for patients having a *consumptive tendency*.

37.—Bronchitis (*Cold on the Chest*).

Bronchitis—inflammation of the mucous lining of the bronchial tubes—is a *diffused disease*, extending more or less through both lungs, and differs from cold or catarrh, which only affects the lining membrane of the nose and throat. When the upper portion of the chest is chiefly affected, patients often describe it as a “*cold in the chest*.” It most frequently occurs in old persons, although it sometimes affects children.

SYMPTOMS.—Acute bronchitis begins with febrile symptoms—headache, lassitude, and anxiety—these are soon attended with a feeling of tightness or constriction of the chest, especially the front portion; oppressed, hurried, anxious breathing, with wheezing or whistling sounds; severe cough, at first dry, then with viscid and frothy expectoration, and sometimes streaked with blood, subsequently becoming thick, yellowish and purulent. The pulse is frequent, often weak; the urine scanty and high-colored; the tongue foul; there are throbbing pains in the forehead, and aching pains in the eyes, aggravated by the cough, with other symptoms of fever. The usual cause of death in bronchitis is the complete obstruction of the bronchial tubes with an adhesive mucus resembling that expectorated during life. The unfavorable symptoms are *cold* perspirations covering the skin; pale and livid cheeks and lips; dry, brown tongue; scanty urine; cold extremities; *extreme prostration*; rattling, and a sense of suffocation in the throat; and complete insensibility, ending in death. In favorable cases, however, the disease begins to decline between the fourth and eighth day, and under good treatment and management soon disappears; otherwise it is apt to assume the chronic form.

CAUSES.—Exposure to cold draughts of air, to keen and cutting winds, or sudden changes of temperature; insufficient clothing; inhalations of dust or other irritative substances. Bronchitis also arises during the course of other diseases.

TREATMENT.—*Aconitum*.—A rapid and full pulse, hot skin, frontal headache, palpitation of the heart, dizziness, constipation, and other *febrile symptoms*. A dose every one or two hours till improvement takes place.

Ferrum phos.—May be alternated with or follow *Aconite*, especially in the chest affections of children. Breathing is short, oppressed and hurried, and there is cough, generally dry.

Kali bich.—This remedy has great power in bronchitis, especially when *chronic*, with accumulations of *tenacious, stringy mucus*, difficult to expectorate; cough and dyspnoea.

Antimonium tart.—Most valuable in the second stage, when there is *much wheezing*; with sickness induced by the great accumulation of mucus; and paroxysms of cough, *dyspnoea*, palpitation, etc. Extremely valuable in the bronchitis of children, with rattling of mucus in the chest. Prostration, with perspiring skin, is a great indication.

Bryonia.—Heat, soreness, and *pain behind the sternum (breast-bone)*, and irritative cough with scanty expectoration, constituting a “cold on the chest.” It is most useful when the large air-tubes are involved, but less so when the inflammation extends to the smaller, where *Ant. tart.* is superior. *Bryonia* is very useful in acute attacks of children, with suffocative cough, rapid difficult breathing, great agitation and anxiety. *Phos.* may also be considered.

ADDITIONAL REMEDIES.—*Ipec.*, *Arsen.*, *Bell.*, *Carbo veg.*, *Merc.*, *Spong.* and *Sulph.*

ADMINISTRATION.—The selected remedy should be dissolved in a tumbler half full of water, and teaspoonful doses given every hour until improvement sets in, then less often.

DIET.—During an attack, gum-water, barley-gruel, jelly, etc.; but cold water or toast-water is the most appropriate drink. In elderly or feeble patients, exhaustion is liable to come on, requiring nutritious and frequent support, cod-liver oil, etc.; the latter is often an important item in the treatment of bronchitis (pp. 98, 101).

ACCESSORY MEASURES.—In acute cases, the patient should be kept in a warm atmosphere (65 to 70 degrees), which should be moistened by steam emitted from a kettle on the fire, or from a can of boiling water at the bedside. Ventilation of the apartment, however, should not be neglected. Hot linseed-meal poultices applied to the chest are beneficial, as they relieve congestion.

Chronic Bronchitis.

This form of bronchitis is common in advanced life. The milder varieties are indicated only by habitual cough, shortness of breath and copious expectoration. Many cases of winter cough in old persons are examples of bronchial inflammation of a low type and protracted character.

TREATMENT.—*Kali bich.*, *Carbo veg.*, *Bry.*, *Arsen.*, *Phos.*, *Hepar sulph.*, *Ipec.*, *Lyc.*, *Calc.* and *Sulph.* Also cod-liver oil. See under "Acute Bronchitis."

PREVENTIVE MEANS.—Cold bathing in the morning is

the first and most important, that form of bath being adopted which is found most useful and convenient (See "Bathing," pp. 40, 99.) Another preventive is the *beard*, which protects the respiratory passages against the effects of sudden changes of temperature. The beard and mustache are a kind of *natural respirator*, the shaving off of which is a frequent cause of acute and chronic bronchitis. Can we doubt the wisdom and the beneficence of the Creator in giving this ornament to the *man*, who is so frequently exposed to atmospheric vicissitudes, and withholding from the *woman*, who, as the *keeper at home*, requires no such appendage? Hair is an imperfect conductor of both heat and cold, and, placed around the entrance to the lungs, acts as a blanket, which promotes warmth in cold weather and prevents the dissolving of ice in hot weather. In many instances, the hirsute appendages would protect lawyers, clergymen or other public speakers and singers from the injurious effects of rapid variations of the atmosphere, from which professional men so often suffer. Acquiring the habit of *keeping the mouth shut* and breathing through the nose, especially when exposed to cold or damp air, is a great protection. This habit should be taught in early life, and mothers should see that their infant children sleep with the mouth closed.

38.—Asthma.

This is a spasmodic disease, recurring in paroxysms, characterized by great difficulty of breathing, a feeling of tightness across the chest, wheezing cough, and often, at the close of an attack, a discharge of phlegm. The air-tubes of the lungs are encircled by minute bands of muscular structure, which, like other muscular

fibers, may be affected by spasms. These spasms contract the air-tubes, and the difficulty of breathing and the wheezing respiration are caused by the air being forced through the narrowed channels.

SYMPTOMS.—An attack often comes on suddenly at night or toward morning, attended with a distressing sense of suffocation, the patient springing up, or even flying to an open window, wheezing loudly, until after an uncertain time, perhaps an hour, it passes off with more or less expectoration of mucus.

CAUSES.—Atmospheric changes; smoke, dust, gases, metallic and other particles floating in the air; certain odors, as of hay, *Ipecacuanha* or vapor of sulphur; *irregularities of diet*, especially heavy suppers; sexual excesses and hereditary influence. It is not peculiar to any age, children as well as adults being liable to it. It is often the consequence of suppressed eruptions.

TREATMENT.—The treatment should be directed to strengthening the organs during the intervals of attack, and quickly relieving the acute symptoms during the attack.

Ipecacuanha.—A feeling of tightness of the chest; panting and rattling as if the windpipe were full of phlegm; coldness, *paleness*, *anxiety* and *sickness*. During an attack, a dose every ten or fifteen minutes; afterward every three or four hours.

Arsenicum.—Short, anxious, and *wheezing breathing*, aggravated at night by lying down, and upon the least movement; with attacks of suffocation, spasmodic constriction of the chest, and pale, sunken or bluish face. It is especially required in asthma from suppressed eruptions, and in *feeble* and *impoverished constitutions*.

Antimonium tart.—Often loosens expectoration.

Nux vomica.—Suitable for robust persons, and for attacks occurring about 3 or 4 o'clock in the morning, or after a heavy meal, or for patients of too studious habits, or addicted to stimulants.

Aconitum.—Often very useful during a *paroxysm*, with tumultuous action of the heart, oppressive anxiety, labored breathing, etc.

Natrum sulph.—For the permanent cure of the malady, give a dose every night for a month, and then less often. This remedy has cured many cases radically.

ACCESSORY MEANS.—Holding the breath will sometimes break a spasm. Inhalation of steam, especially if medicated with the appropriate remedy, affords relief. The diet should be strictly moderate, simple and digestible, as disorders of the stomach often occasion an attack. Suppers are especially to be avoided. In some cases the food should be weighed, the meal-hours fixed and strictly adhered to. Drill and calisthenics should be resorted to for the purpose of expanding the chest. Cold sponging, with frictions, in the morning, moderate and agreeable exercise in the open air, and a strict avoidance of the usual exciting causes are to be observed. The atmosphere best suited to the patient depends entirely upon idiosyncrasy, as some can only breathe in a mountain air and others only in the fogs of London.

39.—Inflammation of the Lungs (*Peri-pneumonia*), and Pleurisy (*Pleuritis*).

Pneumonia affects one or both lungs, or, in technical terms, is single or double. The right lung is more liable to inflammation than the left, and the lower lobes suffer oftener than the upper. In *pleuritis*, the

inflammation affects the pleura or serous membrane investing the lungs and lining the cavity of the thorax. These diseases frequently co-exist, require similar medicines, and should be treated, if possible, by a homœopathic practitioner.

SYMPTOMS.—Shivering; headache; hard, wiry pulse, about 100 in a minute, and other symptoms of fever; the breathing is hurried, the patient refuses to take a full breath, and inspiration is often interrupted by a “stitch” or “catch,” by a cough which is short and painful, by lying on the affected side, and by pressure. This is *pleurisy*. In *pneumonia*, the skin is burning, especially about the ribs and armpits; there is no moisture in the nostrils, and the eyes are tearless; the breathing is much more hurried than in pleurisy, but the only pain is of a dull, aching character; the cough is frequent and short, and there is spitting of tough, rusty-colored phlegm, subsequently streaked with blood. Favorable symptoms are less labored and frequent breathing, freer expectoration, moister skin and tongue; also increased excretions from the bowels and bladder. Unfavorable symptoms are small feeble pulse, cold, clammy perspiration, rapid breathing, blue lips, foul tongue, offensive breath, excessive debility and languor.

CAUSES.—Atmospheric changes, sudden checking of the perspiration, mechanical injuries, etc. These diseases often arise during the course of the eruptive and other fevers. Feebleness of constitution is often a predisposing cause.

TREATMENT.—*Aconitum*.—Is pre-eminently suitable, either alone or in turns with other remedies, whenever *inflammatory symptoms* run high, and the secretory functions are suspended.

Ferrum phos.—Especially in children, when there is fever, dry cough or hurried respiration. Often advantageously alternated with *Bryonia*.

Bryonia.—Labored, short, catching and rapid breathing; stinging, shooting or burning pains in the side aggravated by inspiration; the *cough is painful, dry*, or with expectoration of glairy sputa; the patient is irritable, restless, weary and disposed to retain the recumbent posture. Wants to keep perfectly still.

Phosphorus.—Severe sticking pains in the chest, excited or increased by breathing or coughing; the breathing is short, the cough dry, or accompanied by *rusty-colored expectoration*.

Antimonium tart.—Greatly oppressed breathing; cough attended with much *rattling of mucus*; nausea; profuse and difficult expectoration; violent throbbings of the heart and a feeling of suffocation.

Arsenicum.—Tedious cases with extreme *prostration of strength*; painfully oppressed breathing.

Sulphur.—When the prominent symptoms have yielded to other remedies.

GENERAL TREATMENT.—See "Accessory Measures," pp. 54-59. External applications of heat—hot flannels, linseed-meal poultices, etc.—afford much relief. Rubbing the chest and back with cod-liver oil or olive oil nourishes and warms the patient. Plenty of fresh air, at a temperature of not less than 65°, moistened with steam, facilitates the action of the lungs. Diet should at first be light, without stimulants; later on, stimulants judiciously given may be necessary. Blood-letting in every form must be avoided.

40.—Cough (*Tussis*).

Cough, like hoarseness, is rather a symptom of some more general disease than a disease in itself. It is often the forerunner or attendant of some of the most fatal diseases of our climate, and should, therefore, never be neglected. There are many varieties of cough, but our prescriptions are only intended for such as are common and uncomplicated. Cases that persist in spite of one or more of the annexed remedies should be regarded as too serious to be treated merely by the aid of books.

TREATMENT.—*Aconitum*.—A dry, hard cough, accompanied with *inflammatory symptoms*—flushed face, headache, *thirst*, *scanty urine*, confined bowels, restlessness, etc.

Ipecacuanha.—Irritating, nervous and spasmodic cough, attended or followed by vomiting (also *Drosera*). The chest is oppressed by the accumulation of mucus in the air-vessels, rendering breathing difficult, almost to suffocation.

Belladonna.—Short, dry, hollow, convulsive cough, generally *worse at night*, in bed, excited by a sensation of tickling in the throat, and accompanied by *flushed face and headache*.

Dulcamara.—Loose cough from getting *wet*, with much phlegm and oppression at the chest.

Bryonia.—A hard, dry cough, attended with *pain* in the side, chest and head; cough aggravated by passing from warm air to cold, or *vice versa*; loose cough, with white or yellow expectoration, sometimes streaked with blood.

Hepar sulph.—Irritating cough, with hoarseness and

smarting of the throat, excited or aggravated by cold to the surface of the body or exposure to atmospheric changes.

Phosphorus.—Dry cough, excited by tickling in the throat; hoarseness and pains or soreness in the chest, with *rusty-colored, bloody or purulent expectoration*.

Ferrum phos.—Cough, especially in children; colds on the chest; dry cough; hoarseness.

Kali mur.—Loud, noisy stomach-cough; also croupy cough.

Carbo veg.—Cough on taking the least cold; *obstinate hoarseness* or loss of voice.

Kali bich.—Cough, with very *tough expectoration*, preceded by great wheezing, with difficult breathing, and followed by dizziness.

Sulphur.—*Obstinate* dry cough, with tightness in the chest and retching; loose cough, with expectoration of whitish or yellowish mucus during the day, and dry cough at night, attended with headache, spitting of blood, etc.

BEVERAGES.—Gum-water, barley-water and other mucilaginous drinks, or, if preferred, simple cold water in small quantities at frequent intervals are highly beneficial in almost every variety of cough.

PREVENTIVES.—Cold bathing or sponging the whole surface of the body every morning, as directed under "Bathing." Clothing adapted to the varying conditions of the atmosphere. Exercise in the open air every day, if possible, *beyond the boundaries of a town or city*. Familiarity with a free atmosphere affords a security against excessive sensibility to variations of the weather. Morning air is the best; damp or confined air or the air of crowded assemblies should be avoided. Here,

again, keeping *the mouth shut*, and breathing through the nose, is a great preventive, more especially when irritability or tickling of the throat exists.

CHAPTER VI.

DISEASES OF THE DIGESTIVE SYSTEM.

41.—Thrush (*Aphthæ*)—Frog.

SYMPTOMS.—Small vesicles or white specks upon the lining membrane of the mouth, sometimes so connected as to form a continuous, dirty, diphtheritic-like covering over the tongue, gums, palate, etc. In some forms of the disease microscopical parasitic plants are developed in the mucous membrane, which are readily transferred to the mother's nipples; but they are never developed on the interior of the stomach or bowels, being limited to those portions of the mucous membrane which are lined with scaly epithelium. Severe diarrhoea, fever and other constitutional disturbances indicate great peril. In adults the disease is the result of some constitutional malady, as consumption, enteric fever or senile decay; it is then also always of grave import.

CAUSES.—A delicate or strumous constitution; insufficiency or unhealthy condition of the mother's milk, or an unsuitable quantity or quality of food in infants fed with the bottle or spoon; general want of cleanliness; constitutional disease.

TREATMENT.—*Borax*.—The child's mouth should be washed with a weak solution of *Borax* (four grains to

half an ounce of glycerine and half an ounce of water), by means of a soft brush or soft rag. It has a specific power over this affection, and will cure it probably quite as well if used internally only, and, if the disease is limited to the mouth, without the aid of any other remedy. After awhile it may lose its efficacy, and then some other remedy must be resorted to.

Kali mur.—A dose every two hours should be the first remedy given; improvement will soon show itself. If necessary, after a few days, recourse may be had to one of the following remedies:

Mercurius.—Is indicated by *dribbling saliva, diarrhœa, offensive breath, etc.*; if administered when the white specks first appear, it is often alone sufficient. A dose every six hours for several days.

Arsenicum.—*Dark color* of the eruption; offensive odor from the mouth; *exhausting sickness and diarrhœa; great debility.* A dose every four hours.

Sulphur.—This remedy may follow any other, when the latter does no further good; when the thrush has nearly subsided, to prevent a relapse; and when there are eruptions on the skin, or sour-smelling breath.

GENERAL DIRECTIONS.—Cleanliness, ventilation, fresh air and proper diet are essential. When thrush is due to ill-health in the mother or nurse, the infant should be at once weaned.

42.—Disorders of Teething (*Dentition*).

Teething is an important process in the development of a child, and in delicate children is often accompanied by various local and general symptoms of disorder, some of which are referred to under the following remedies. Other complaints, such as constipation,

diarrhœa, convulsions, etc., may be treated according to the instructions given in this book, under those headings.

CAUSES OF DISORDERED DENTITION.—Excessive quantities of food, or improper food; keeping the head too hot; local affections of the gums; strumous constitution, etc. The period at which the milk-teeth appear is important. Too early dentition taxes the constitution beyond its powers of endurance; too late dentition indicates a feeble scrofulous constitution. In the latter cases, professional treatment should, if possible, be obtained.*

TREATMENT.—*Aconitum*.—Heat, redness, pain, swollen gums, and restlessness. *Acon.* is often invaluable during dentition.

Chamomilla.—This may follow *Acon.* for dry cough; short breathing; fretfulness; flushed cheeks; loose, green, or frothy stools. It is a sovereign remedy in many of the ailments of dentition.

Coffea.—Morbid excitability, *sleeplessness*, restlessness and frequent changes, especially in the absence of fever.

Belladonna.—Congestion to the head, with redness of the face and eyes; *cerebral excitement*; convulsive movements of the limbs; sleeping with the eyes partially open; child cries out, is hot and sweaty.

Calcarea phos.—Slow or late dentition, especially in scrofulous children subject to looseness of the bowels with *loss of flesh and strength*. This is the best general remedy to give during the teething period. It will

* For fuller particulars regarding dentition, see the author's "Diseases of Infants and Children."

regulate the function and prevent many serious troubles. Give a powder of the 3d trituration, about the size of a pea, three times a day, either dry on the tongue, or dissolved in the child's milk, or in a little water.

Magnesia phos.—Colic, loose bowels, spasmodic symptoms. Often useful after *Bell.* and *Cham.*

Silicea.—Similar symptoms to those of *Calcarea*, especially when dentition is tardy, though the teeth are on the point of coming through. Like *Calc.*, *Sil.* generally obviates the necessity for lancing the gums. It is valuable for rickety children.

ACCESSORY MEANS.—Bad hygienic habits affecting the mother or child should be corrected. Out-of-door air is necessary for both; also regularity in the hours of meals and sleep, and bathing or sponging of the whole body daily. The child should be provided with an elastic india-rubber ring to bite at.

43.—Toothache (*Odontalgia*).

CAUSES.—Decayed teeth, sudden changes of temperature, indigestion, pregnancy or general ill-health. *Neuralgic toothache* occurs in paroxysms, and comes and goes suddenly.

TREATMENT.—If strong *Kreosote* or *Laudanum* has been used locally, the mouth should be thoroughly cleansed before taking any of the medicines recommended in this section.

EPITOME OF TREATMENT.—In this classification the remedies are prescribed in the order in which they are most frequently required:

1. *From Cold.*—*Merc.*, *Acon.* (*from a draught*), *Puls.*
2. *From Decayed Teeth.*—*Merc.*, *Kreos.*

3. *Nervous Toothache*.—Cham., Coff.
4. *Pains extending to neighboring Parts*.—Merc., Bell., Puls.
5. *With Swelling of the Face or Gums*.—Cham., Merc., Bell.
6. *Toothache during Pregnancy*.—Nux vom., Bell., Puls., or Cham.
7. *In Children*.—Cham., Acon., Calc.

LEADING INDICATIONS. — *Mercurius*. — *Decayed teeth*, with tearing pains extending over the side of the face, and to the glands and ears; pains aggravated by eating or drinking anything cold, or by cool or damp air; swelling of the face, soreness of the gums, *gumboils*, *profuse flow of saliva*, perspiration etc.

Aconitum.—Full-habited patients, with flushed face, hot, swollen gums, *thirst*, *restlessness*.

Belladonna.—Drawing, lacerating, or *shooting pains*, affecting several teeth, the ears, and side of the face, worse at night, in the open air, or by contact; *determination of blood to the head*, swelling of the cheek, etc.

Chamomilla.—Toothache from a draught, suppressed perspirations, or from mental emotions; jerking, shooting, violent pains, which affect the ear on one side of the face, are worse at night after eating, and after taking anything hot; agitation and restlessness; swelling and flushing of one cheek with paleness of the other. Especially suited to the *toothache of children*.

Pulsatilla.—Throbbing or digging pains, extending from the decayed tooth to the eye, with semilateral headache; the pains are *worse in a warm room*, in the evening and in bed, but are mitigated by cold air or water. *Puls.* is most suited to mild persons of light complexion and to females with suppressed or scanty period.

Nux vomica.—Toothache from sedentary habits, stimulants or coffee, with indigestion, *irregular action of the bowels*, etc. The pains are worse at night, in the morning on waking, or when engaged in mental labor.

Bryonia.—Rheumatic toothache, worse in warmth, but relieved by cold applications.

Kreosote.—When the teeth are decayed, but without gumboil.

ADMINISTRATION.—Every fifteen or twenty minutes till the pain is mitigated; afterward, every three or four hours. After three or four doses of any remedy have been taken without benefit, another should be selected.

ACCESSORY TREATMENT.—Brush the teeth in the morning, after eating animal food and at bedtime. They should be brushed on their inner as well as on their outer side, and up and down, and not merely from side to side; a moderately soft brush should be used. The idea that frequently brushing or cleansing the teeth is liable to lacerate the gums and separate them from the teeth is erroneous, for it is one of the best methods of restoring them to a healthy condition when they are spongy and inclined to bleed. Charcoal should be avoided because it is gritty. In very cold weather, tepid water should be used.

The digestive organs should be maintained in a healthy condition by means of proper food and correct habits. Chewing or smoking tobacco, or the habitual use of strong drinks, drugs, ice or extremely hot food is likely to injure teeth naturally good.

In some cases the only remedy for toothache is *extraction*, especially if the tooth be loose, much decayed and unfit for mastication; but in most cases the pain may be speedily relieved by homœopathic remedies.

If the caries be recent and slight, the decayed portion may sometimes be removed, the cavity filled with a suitable material, and thus a useful tooth may be preserved for years. A qualified dentist should be consulted.

Extraction should be delayed as long as possible. The first set should be preserved quite as carefully as the second, and, when practicable, decayed teeth filled. Early extraction of the first set of teeth lays the seeds of future trouble with the second.

GUMBOIL.—When the gumboil forms, hot fomentations or the application of the inner part of a roast fig to the suffering gum will relieve pain; at the same time, *Hepar sulph.* or *Merc.* should be taken every two or three hours. Frequently the extraction of a decayed tooth is necessary to obviate a recurrence of the trouble. If there be an abscess at the root of a fang, extraction may prevent disease of the jaw-bone.

PREVENTIVE MEANS.—The face, temples, ears and neck should be well bathed with cold water every day, and afterward rubbed with a dry towel; also the mouth kept sweet and clean by rinsing it with cold water. Incipient decay of teeth or sponginess of the gums should be corrected early.

44.—Sore Throat (*Dolor Faucium*).

Simple soreness or swelling of the throat, uncomplicated by ulceration, quinsy or syphilis, is a very common accompaniment of cold in the head, and is generally easily curable by *Acon.*, when the throat is very dry and rough, and there is a hard, dry cough; by *Bell.*, if there be great redness of the parts, with a raw or scraped sensation; by *Merc.*, if the throat feels swollen, the

glands sore or enlarged, with slight deafness; or by *Nux* if the stomach be disordered. The throat compress (p. 83) expedites the cure and tends to prevent a recurrence. (See also the section on "Cold in the Head.")

Clergyman's Sore Throat.

The following remedies are recommended for the sore throat and hoarseness to which clergymen, public speakers and singers are liable:

In the *incipient* and *acute form*, Acon., Arn., Bell., Ferr. phos., Phyto.; in the *chronic*, Hepar sulph., Carbo veg., Kali bich., Caust., Baryta carb., Calc., Sulph. The wet compress at night is an excellent auxiliary.

PREVENTION.—The morning bath; a uniform and equable exercise of the voice; the wet compress, after prolonged exercise of the voice; *breathing through the nose*, especially on passing from a warm to a cold atmosphere; and the cultivation of the mustache and beard. On the latter we subjoin a few remarks.

CULTIVATION OF THE BEARD.—The beard and mustache should be permitted to grow, as they afford an excellent protection to the delicate organs of the voice of those in whom it is subjected to undue or irregular exercise. After a public address, the tissues in the vicinity of the throat become relaxed; and on leaving the place of assembly and entering the open air, inflammatory action commences, and, if repeated, chronic affections of the throat and bronchial tubes are often induced; but the unshorn natural respirator, which our Maker intended to be one of the distinguishing features of the male sex, effectually protects these important parts. The hair planted on the human face by the wisdom and goodness of our Creator has its uses and,

we may add, its beauties. Let the young man, therefore, never become a slave to the false and pernicious fashion which compels him to shave off the beard, as it is found contributory to the health, if not to the personal improvement, of those who wear it. See also under "Bronchitis."

45.—Quinsy (*Cynanche Tonsillaris*).

This consists of inflammation of the tonsils and of the subjacent mucous membrane.

SYMPTOMS.—Heat, redness and rapid swelling of the tonsils, with hoarseness, severe throbbing pain, difficult swallowing and expectoration, and general fever. If prompt and skillful means be employed, the pain, swelling, and other inflammatory symptoms gradually subside; otherwise, matter forms, indicated by shivering, throbbing, and darting pains extending to the ears.

CAUSES.—The *predisposing* are scrofulous constitution, abuse of *Mercury*, and previous attacks of quinsy; the *exciting* are cold, atmospheric changes, wet feet, etc.

TREATMENT.—*Aconitum*.—Sore throat, with general feverish symptoms—chills, thirst, headache, dizziness, and restlessness. Generally required at the commencement.

Baryta carb.—Is specific in simple quinsy. It may be given alone from the commencement, or alternated with *Acon.* or *Bell.*

Belladonna.—Acute, bright-red sore throat, with heat, dryness, painful difficulty in swallowing, flushed face and headache. A valuable remedy, either after, or in alteration with, *Acon.*

Mercurius.—Swollen throat; copious accumulation of

saliva in the mouth; swelling of the gums and of the tongue; shooting pain on swallowing; an inclination to swallow the saliva, although painful; a disagreeable taste in the mouth; fetid odor of the breath; ulcers on the sides of the mouth; pains extending from the throat to the ear.

ADMINISTRATION.—In acute cases, a dose every one or two hours, at first; in subacute, every three or four hours; during convalescence, every six or twelve hours. When swallowing is extremely difficult or impossible, two drops of the remedy on a small piece of sugar may be placed on the tongue.

ACCESSORY MEANS.—In severe cases, a hot poultice across the throat, extending nearly to each ear; in mild cases, the *throat compress* (p. 61) may be applied. Bits of ice at times give instantaneous relief; sometimes frequent *inhalation* of the steam of hot water or a warm milk-and-water gargle will be found soothing and useful. The patient should remain indoors, and, in bad cases, in bed.

46.—Indigestion (*Dyspepsia*).*

Digestion is the process which food undergoes in the stomach and other organs, for the formation of *chyle*, a milk-like liquor, from which blood is formed for repairing the continued waste of the animal body; this process goes on in health easily, quickly and completely. INDIGESTION is a deviation from this healthy function in one or more of the qualities just named: it may be painful, slow or complete.

SYMPTOMS.—Impaired appetite; flatulence; nausea

* See also "Essentials of Diet."

and eructations, which often bring up bitter or acid fluids; furred tongue and offensive breath, especially in the morning; confined or relaxed bowels; heartburn; pain, weight and inconvenience or fullness after a meal; headache; palpitation and other symptoms.

CAUSES.—Excessive eating; too short an interval between meals; irregularities in diet; food of a heavy, indigestible, fat, sour, flatulent or bad quality; eating too quickly; imperfect mastication; warm and relaxing drinks; spirituous liquors, tobacco, or the excessive use of tea or coffee; purgative drugs; too little out-of-door exercise; excessive bodily or mental exertion; late hours; exposure to cold and damp, etc. Business or family cares and anxieties are also frequent causes of dyspepsia. "The battle of life" is too often fought with almost overwhelming anxieties and disappointments, or with much mental and bodily wear and tear, and the digestive organs are often the first to suffer.

REMEDIES.—The use of medicines, and the observance of such rules and habits as are suggested a little farther on, must ever go hand in hand; for the former, however carefully selected, will alone be unavailing in the end.

Nux vomica.—Distension, tenderness, and fullness of the stomach after meals; heartburn, sour acid eructations; flatulence; hiccough; frequent vomiting of food and bile; sour or bitter taste in the mouth; confused head, as after intoxication; sleepy feeling after a meal, and incapacity for mental or physical exertion; sallow complexion; frequent but ineffectual urging to stool. *Nux vom.* is particularly indicated for too studious or anxious persons, of a dark or bilious complexion, who take too little open-air exercise, eat too much, or drink

alcoholic liquors. A tendency to piles is a further indication for this remedy, as also for *Sulphur*, which should then follow it.

Pulsatilla.—Disposition to mucous derangements; *heartburn*, with acid, bitter or putrid taste; thickly coated whitish tongue; nausea; frequent mucous evacuations, chiefly at night, with little pain; indigestion from greasy or flatulent food. *Puls.* is generally best suited to women, or to mild, timid persons.

Bryonia.—Aversion to food and craving for stimulants; waterbrash or eructations after eating; pressure and a *sensation as of a weight or stone in the stomach*; colicky pains; *stitch-like pains*, extending from the pit of the stomach to the shoulder-blades; torpor of the bowels; irritability.

Lycopodium.—Indigestion of weakly patients; *delayed digestion*; sleepiness after meals, specially after dinner; *abdominal flatulence*; torpid action of the bowels; gravelly urine.

Antimonium crud.—*Loaded mucous membrane*, causing slow digestion with fermentation; *nausea*, or *vomiting of mucus or bile*; *foul eructations*, or tasting of the food; *flatulence of a fetid odor*, soon reproduced; alternate constipation and diarrhœa; hawking and expectoration of phelgm; milky-white, thickly coated tongue; irritability of the bladder, with mucus deposit; pimples on the face, sores on the lips or nostrils, pustular eruptions, chilblains, or *concurrent skin affections*.

China.—Indigestion from *exhausting discharges*, or from residence in an *aguish district*, with a feeling of sinking, relieved by food, but soon returning; or simple, generally painless diarrhœa, leaving the patient exhausted. Much flatulence.

Ipecacuanha.—Simple *retching and vomiting* from gastric disturbance, without inflammation of the stomach or any grave affection of the mucous membrane.

Hepar. sulph.—Chronic indigestion, when *nearly all kinds of food disagree*; also if *Mercury* has been used to excess.

Sulphur.—As an intercurrent remedy, when only partial relief has followed the use of other remedies; also in chronic cases. It is more particularly required in *indigestion* following or associated with *eruptions, piles and constipation*.

Natrum phos.—Acidity, sour risings; heartburn and waterbrash.

See also the sections on "Headache," "Sick-headache," etc.

ACCESSORY MEASURES.—Dyspeptics should correct all improper habits, pay strict attention to the quality and quantity of food, and the hours at which it is taken. Directions for particular cases cannot be given, as what suits the constitution and circumstances of one may be inadmissible in those of another. But it is most important that the symptoms of indigestion should be early corrected, or the patient may sink into a morbid condition, in which life is deprived of its rich opportunities of enjoyment and usefulness.

The following habits require correction: Eating too much at one time; eating too seldom, or too often; late suppers; too great a variety of food at the same meal; imperfectly chewing the food; the too hasty resuming of bodily or mental occupations after a meal; sedentary habits; neglect of personal cleanliness; habits of drinking, smoking or chewing tobacco, and opium eating; the excessive use of tea, coffee, or any liquid, and

eating unripe fruits or improperly cooked vegetables. It is especially necessary that the dyspeptic's stomach should never be overloaded.

If possible, the meals should be taken regularly and with cheerful companions, avoiding reading and study, and dismissing business anxieties from the mind, which should then be free from all injurious tension. Persons much occupied should not eat full meals during the hours devoted to industrial pursuits; a light repast is best in the middle of the day, making the principal meal at 6 or 7 in the evening, when the work of the day is finished. Heavy meals in the hours of physical labor, without sufficient rest, are almost certain, eventually, to lead to indigestion.

In the list of articles to be avoided by the dyspeptic, we particularly notice the following: Hard, dried meats, veal, pork, sausages, salmon, lobsters, crabs, cheese, pastry, flavored soups, new-baked bread; too much tea or coffee, or any other liquid, and all substances known to disagree. Generally, malt liquors, wines and spirits are injurious; certainly they are never necessary in health.

One of the most common causes of indigestion is the existence of *carious teeth*, by preventing due mastication of the food. This is often the sole cause of indigestion, and in all cases it cannot but aggravate dyspeptic symptoms originating elsewhere. The earliest signs of decay should, therefore, be corrected by appropriate medicines, and by avoiding all causes which tend to impair the integrity of the teeth. Those teeth which are hopelessly diseased should be at once removed, and, if necessary for mastication, artificial substitutes should be provided.

Feather beds and too much sleep should be avoided ; the patient should retire early and rise early ; bathe or sponge the body every morning with cold water ; and take sufficient recreation daily in the open air. Neglect of everyday out-of-door exercise is, according to the author's experience, the most prolific cause of indigestion. Further, a general cheerful and tranquil state of mind is useful in the cure or prevention of this common affection.

In general, *have no hobbies about diet*. Avoid everything that you know from experience disagrees with you ; but you need not necessarily avoid anything simply because it disagrees with others. Simple plain food, well and appetizingly cooked and served, and eaten in cheerful company at the home table, will do more to prevent and cure dyspepsia than all detailed rules of diet concocted by others.

In addition to *cocoa* for the morning meal, and tea (not drawn longer than two or three minutes) for the afternoon, the moderate use of *pure water* is perhaps the only fluid required in health. This liquid, so often despised, and even considered by many as prejudicial, is one of the best means for preventing or curing indigestion. Too much cold water, however, should not be taken at meal-times, for it reduces the temperature of the stomach, and checks its action. Sometimes cold water is not tolerated ; in such cases *toast-and-water* is almost always well borne and agreeable. Hot water is an excellent remedy in the treatment of some forms of dyspepsia, especially *cartarrh* of the stomach. It should be taken one hour before meals, and sipped slowly, taking about a quarter of an hour to drink a tumblerful. Sometimes it is well to take the medicine in that way.

47.—Vomiting (*Vomitus*.)

CAUSES.—Indigestion, of which vomiting is often a prominent symptom; too much or improper food; pregnancy;* disease of the brain or derangement of the nervous system; ulcer or cancer of the stomach; obstruction of the intestines; most of the eruptive fevers, etc.

PROGNOSIS.—Nausea and vomiting occurring in diseases of the brain, or in epilepsy, are unfavorable indications; in pregnancy, or hysteria, they are merely symptomatic of irritation reflected by the nervous system to the stomach. When vomiting affords relief, it is a favorable indication; but if the symptoms preceding sickness be not relieved by it, but increase, the disease must be regarded as serious or complicated.

TREATMENT.—*Ipecacuanha*.—*Simple* copious vomiting with an extremely sickly sensation.

Antimonium crud.—Nausea; *thickly furred white tongue*; *eructations*; loss of appetite, etc.

Arsenicum.—*Burning* in the stomach and throat, excessive *weakness*, purging, coldness of the hands and feet, etc. (also *Verat. alb.*). Even in vomiting from malignant or cancerous disease of the stomach, *Ars.* often gives relief.

Nux vomica.—Vomiting, *with dryness of the mouth*, disturbed sleep, and constipation. It is especially indicated when vomiting follows the use of strong drink, indulgence at table, or late or irregular hours.

ACCESSORY MEANS.—In violent vomiting and long-continued retching, sucking small pieces of ice is grate-

* See the "Lady's Manual of Homeopathic Treatment."

ful and soothing. Extract of meat, in small quantities, is the form of nourishment generally best adapted to the imperfect condition of the digestive functions, till ordinary food can be taken. In other cases, soda-water and milk, in equal proportions, given in small quantities, can be retained and digested. Iced champagne is efficacious also.

48.—Seasickness (*Nausea Marina*).

SYMPTOMS.—These need not be described, as they are so well known to persons embarking for the first time, especially during the early part of the voyage, and when stormy weather prevails.

CAUSE.—The motion of the vessel. The seat of the affection is in the brain, with which the stomach is in close sympathy. Some persons of delicate nervous organization are subject to similar derangement from the oscillations of a carriage or the movements of a swing.

TREATMENT.—*Nux vomica*.—The complaint may be prevented or modified by taking this remedy thrice daily, for several days previous to embarkation. It is also useful after the sickness is over, and may be alternated with *Arn.*, if the muscles have been severely strained and feel sore.

Glonoïn and *Petroleum* are, in our experience, the best curative agents.

ACCESSORY MEANS.—For several days before embarking, indigestible food, overloading the stomach, and other irregularities should be avoided. During the early part of the voyage, unless the weather be very fine, the traveler should remain a good deal in a recumbent posture, avoid looking at the motion of the waves, and keep his attention diverted from the subject. Iced

champagne is probably the best and most grateful palliation.

49.—Dysentery—Bloody Flux.

Dysentery is inflammation and ulceration of the large intestine, and is most frequent and violent in India, the Chinese seas and other hot climates. In this country it is most frequent in autumn. From its being an attendant on war, it is the most anciently described of all diseases.

SYMPTOMS.—This disease is generally attended with thirst, dry skin and tongue, headache and other symptoms of fever. The most marked symptom of dysentery is frequent, painful desire to stool, with great straining (*tenesmus*) without any evacuation, except a little mucus and blood, shreds of fibrine which the patient sometimes thinks to be the coats of his own bowels, and lumps of hardened fæces (*scybalæ*). In hot climates the attacks are acute and violent, the pain being very severe around the navel and at the bottom of the back. The bladder often sympathizes with the rectum, exciting frequent efforts to pass water.

CAUSES.—Exposure to sudden and extreme changes of temperature, as from the heat of day to the cold and damp of night; insufficient protection from cold and wet, as sleeping on the ground; intemperance; a poor or irregular diet. It is, therefore, often epidemic among people reduced by privation, particularly soldiers in camps. The effluvia from dysenteric evacuations are infectious, and consequently may be a cause of spreading the disease; they should therefore be disinfected and immediately removed, or, if convenient, buried.

REMEDIES.—*Aconitum*.—If *febrile symptoms* are well

marked, the early use of this remedy will often arrest the disease at its onset. It should be administered several times, at short intervals.

Mercurius cor.—Bloody evacuations, with pain and extremely severe *straining*. This is the principal remedy.

Colocynthis.—Is often required after *Merc.*, especially when the *colicky pains are severe* and periodic, and the discharges mixed with green matter or lumps. If *Merc.* has not been previously administered, it may be alternated with *Coloc.*

Arsenicum.—Extreme *weakness*; *burning pain with the evacuations*; coldness of the extremities; cold breath; *fæces* and urine putrid, offensive, and often passed *involuntarily*.

Ipecacuanha.—*Autumnal dysentery*, with nausea, much *straining and colic*; the evacuations are first slimy, afterward bloody. Often advantageously alternated with *Bryonia*.

ADMINISTRATION.—In severe cases, a dose every twenty or thirty minutes; in mild, every two or three hours.

ACCESSORY MEANS.—The patient should maintain a reclining posture in bed, in a well-ventilated apartment, and in bad cases use the bed-pan instead of getting up. Local applications afford great relief, the best of which is the *cold compress*—*i. e.*, two folds of linen, or a napkin, wrung out after immersion in cold water, and applied over the bowels, covered with oiled silk, and secured by a flannel bandage around the whole abdomen. If the pains are very severe, flannels wrung out of *hot water* should be applied, a second hot flannel being ready when the first is removed. The best beverages are cold water, gum-water, milk, etc.; the diet should be restricted

to arrowroot, cocoa, boiled milk, macaroni, oranges, ripe grapes, etc. Even broths are inadmissible during the worst stages. Animal food and stimulants should be withheld, except during recovery and in chronic cases, when extract of meat should be taken. In extreme cases, patients may be kept alive on wine alone, when the stomach will retain nothing else. Claret is the best in this country, and in wine-growing countries the ordinary table wine. Eight ounces may be taken daily, as much as two or three ounces being given at a time and *extremely slowly*. Rice-milk—milk having had rice boiled in it for two or three hours and then strained—may afterward be given as well. A teacupful may be given two hours after the wine. Great care is required in returning to solid food, and the importunities of patients must be strenuously resisted. Cold and sudden changes of temperature and damp night air should be carefully avoided. The feet and abdomen should always be kept warm.

50.—Rupture (*Hernia*), and Strangulated Hernia.

NATURE.—Rupture is a protrusion of some portion of intestine or its covering through the walls of the abdomen, causing a swelling. If such a portion of the intestine become constricted in any way, so that the contents of the bowel cannot pass onward, and the circulation of blood is impeded, it is said to be *strangulated*.

SYMPTOMS.—A painful, tense and incompressible swelling; flatulence and colicky pains; desire to go to stool, and inability to pass anything, unless there be fecal matter in the bowel below the rupture. If relief

be not obtained, inflammation sets in, with vomiting, extreme pain, small wiry pulse, etc.; and, finally, mortification with cessation of pain, and death.

CAUSES, PREDISPOSING.—*Weakness* of the abdominal walls from disease, injury, or congenital deficiency. *Exciting causes*—*violent exertion*, as in lifting; *immoderate straining*, as in passing urine through a stricture, or in relieving the bowels. Continuous crying of infants.

TREATMENT.—In simple rupture there is no danger. A medical man should be sent for, and the patient kept lying down. Where there are symptoms of *strangulation*—pain, sickness, collapse—the danger is great, and a medical man should be summoned immediately. In the meantime unskilled persons should not meddle with the tumor. The patient should be placed on a board, raised so as to form a steep inclined plane, the legs uppermost. The legs should be drawn up, to relax the walls of the abdomen. The head should be supported by a pillow. *Nux vom.* should be given every five minutes.

To prevent a recurrence, a suitable truss should be worn; and as it is important that the truss be exactly adapted to the case, a surgeon should be consulted.

51.—Worms (*Helminthia*).

Intestinal worms being the attendants of certain morbid states, the treatment should be directed against the disease itself, rather than against the products it engenders. The effect of most allopathic remedies is, at the best, to excite a discharge of the worms, without correcting the morbid condition on which their presence and reproduction depend.

VARIETIES.—There are three chief species of worms which infest the human body, viz.:

1. The *Oxyuris vermicularis*, or threadworm, infests especially the *rectum*. It is small, about a quarter to half an inch long, occurs chiefly in children, and occasions much local irritation. The chief *symptom* is an intolerable creeping itching within and about the anus in the evening, aggravated by the warmth of the bed; also picking of the nose, fetid breath, depraved appetite, and disturbed sleep.

2. The *Ascaris lumbricoides*, or round-worm, also exists in children, its habitat being the small intestines, where it feeds on the *chyle*, and attains a length of six to twelve inches. The *symptoms*, often obscure, are pains in the belly, fretfulness, grinding of the teeth, disturbed sleep, or convulsive attacks; also itching of the nose and anus. The child becomes sallow, its limbs waste, but its belly is enlarged, hot and tense; the appetite is uncertain, often voracious; the breath is offensive; and the stools contain much slimy mucus. The worms sometimes travel upward into the stomach and are vomited, or downward into the colon, and are passed with the stools.

3. The *Tænia solium*, or tapeworm, is nearly white, flattened, and of a jointed structure; it attains a great length, even many yards, by repetition of the joints, and exists both in adults and children. The *symptoms* being masked, its presence is often unsuspected until portions are passed in the motions, the head still remaining. There are seldom more than one worm present at a time, yet each joint possesses an ovary, and its eggs are millions, but they are discharged with *fæces*, and devoured by unclean animals—swine, ducks and rats—in these creatures they become developed, but not into tapeworms, for they go through several generations be-

fore returning to the jointed form. They are probably introduced into the human body by eating unwholesome animal food, especially "measly" pork, or tripe, and sausage-skins, improperly cooked. The ova sometimes reach the circulation, and in the liver or other organs are developed into encysted *entozoa*, commonly called *hydatids*.

GENERAL SYMPTOMS OF WORMS.—Sudden changes in the color of the face; dark semicircles under the eyes; copious flow of saliva; nausea; insipid, acid, or fetid odor of the breath; a voracious, alternating with a poor, appetite; itching of the anus; talking, and grinding the teeth during sleep; thick and whitish urine; tightness and swelling of the lower part of the abdomen; frequently emaciation; and, sometimes, convulsions or delirium. Perhaps the only certain sign is the presence of worms in the stools, or in the matter vomited.

TREATMENT.—*Cina*.—A valuable remedy for the condition producing threadworms or round-worms, with the following symptoms: Boring at the nose, livid circles round the eyes, tossing about, or calling out suddenly during sleep. Convulsions, nausea and vomiting, griping, itching at the anus, and white and thick urine, sometimes passed involuntarily.

Mercurius.—Diarrhoea, slimy stools, distension of the abdomen, difficult teething, and augmented secretion of saliva.

Ignatia.—Intense itching at the seat, nervousness, epileptiform attacks, etc., especially in mild, sensitive persons.

Natrum phos.—Worms, whether thread or round. Pain in bowels; restless sleep. Itching at seat; grinding of teeth; acidity, pricking of nose, squinting.

Culcarea.—In patients having a hereditary predisposition to worms, with scrofulous symptoms, and after discontinuing other remedies.

In addition to the treatment here prescribed, the tapeworm requires other remedies, and often in large doses. The oil of male fern, given fasting, is generally necessary.

ACCESSORY MEANS.—The food should be simple, easy of digestion, and taken only at regular hours; underdone vegetables, pastry, malt liquor, sugar, sweetmeats and sweet-made dishes should be strictly avoided. Salt, as a condiment, should be taken with the food; it assists digestion and poisons the worms. A draught of spring-water should be swallowed on rising; also injections, as follows:

INJECTIONS.—These are useful as means for expelling the worms, and partly to prevent their re-formation; half a pint or more of tepid water, in which ten drops of common turpentine have been mixed, once or twice repeated, will often suffice to relieve a patient thus troubled. It is better administered at bedtime. Afterward, a simple cold or tepid injection should be used regularly about three times a week, for three or four months, to wash away the slime in which the ova exists. But the general and medicinal treatment only can be relied upon for correcting the health and preventing their re-formation and future development.

52.—Diarrhœa—Looseness of the Bowels— Purging.

Common diarrhœa is a functional disorder, consisting of frequent liquid fœcal evacuations, without inflammation of the intestines.

CAUSES.—Unusual, excessive, acrid, or indigestible food, especially unripe or decaying raw fruits; pork, veal, etc.; putrid or diseased animal food; atmospheric influences; fatigue; suppressed eruptions; mental emotions, etc.

Diarrhœa is often a symptom of other diseases, as hectic and phthisis, when it is called *colliquative* diarrhœa, because it appears to *melt down* the substance of the body; the diarrhœa of typhoid fever; bilious diarrhœa, from excessive flow of bile, as in hot weather, or after passing a gall-stone; and serous diarrhœa, with watery discharge. Looseness of the bowels is also a very common precursor of cholera, when that disease is epidemic.

When the diarrhœa arises from indigestion or dissipation, it may be regarded as an effort of nature to expel substances which might otherwise give rise to more serious disturbances.

TREATMENT.—*Camphor*.—In *sudden* and *recent* cases, with chilliness, *shivering*, *cold creeping of the skin*, severe pain in stomach and bowels, cold face and hands, and *cramps in the legs or stomach*. Two drops on a small piece of loaf-sugar, every twenty or thirty minutes, for three or four times; if ineffectual it should then be discontinued.

Antimonium crud.—Watery diarrhœa, with *white furred tongue*, disordered stomach, *nausea* and *eructations*.

Pulsatilla.—Mucous diarrhœa, occurring chiefly at night, with little pain; the tongue is coated with a whitish fur; the taste is diminished or altered, and, generally, *nausea*, foul or acrid *eructations*, etc. *Pulsatilla* is curative in diarrhœa from fat or rich food.

Colocynthis.—Brown watery or fœcal diarrhœa, with much griping pain.

Podophyllum.—Diarrhœa coming on in the morning, yellow watery or slimy motions, tendency of the bowel to protrude.

China.—Simple summer diarrhœa; little pain, food passes imperfectly digested.

Mercurius.—Green or clay-colored stools. Never-got-done feeling.

Dulcamara.—Catarrhal diarrhœa, watery or yellowish, with little or no pain, traceable to damp, particularly in the summer and autumn.

Natrum sulph.—Diarrhœa, worse in the morning and in damp weather. Flatulence generally present. Chronic diarrhœa.

Sulphur.—Chronic diarrhœa, watery, great urging, coming on in the morning in bed, griping and straining; from suppressed eruptions.

Veratrum.—Choleraic diarrhœa, with copious watery discharges, occurring in gushes, and accompanied with severe vomiting, debility, etc.; involuntary diarrhœa; summer diarrhœa, watery, with much griping; diarrhœa from cold.

Arsenicum.—Diarrhœa, accompanied or ushered in by vomiting, with great heat of the stomach, ascending to the throat; a burning sensation attending the discharge of the motions; griping watery stools; coldness of the body, pallid and sunken face, and great prostration. It is chiefly suited to chronic diarrhœa, with symptoms indicating organic disease.

ADMINISTRATION.—A dose every one, two or three hours, according to the violence of the symptoms, or after every motion, until relieved.

ACCESSORY MEANS.—Rest in the *recumbent* posture; warmth to the extremities, and avoidance of sudden

changes of temperature. Individuals subject to diarrhoea from slight causes, and having a feeling of coldness about the body, should wear a flannel roller around the abdomen. Night air and late hours predispose to attacks. Except in severe cases, moderate out-of-door exercise should be taken daily. Mental excitement and physical excesses of every kind should be avoided.

DIET.—Food should be given cool and sparingly, consisting of light non-irritating substances—sago, tapioca, milk, rice-milk, arrowroot, baked rice puddings, white fish, etc.; bland drinks. No coffee, spices, acids, eggs, fruit or stimulants should be allowed. The white of egg beaten up into a froth, and flavored with a few drops of lemon juice and a little sugar, is an excellent thing in diarrhoea. Beef-tea must be avoided.

53.—Diarrhoea in Children.

Healthy infants have usually two or three motions in twenty-four hours. If the discharges become much more frequent, unnatural in color, watery, and accompanied with pain, medical treatment is necessary. Depending, moreover, as it often does, on functional causes only, it well repays our careful attention.

Chamomilla.—Diarrhoea during teething, or from cold with *colic*, crossness and restlessness; greenish, watery, bilious, frothy and offensive motions, with pinching pains and fretfulness.

Ipecacuanha.—Summer diarrhoea, with vomiting; diarrhoea from overloading the stomach.

Pulsatilla.—Loose, greenish, bilious motions, with flatulence or griping, from indigestion, especially in fair and delicate children.

Calcareæ phos.—Diarrhœa in teething children, especially when they are scrofulous or rachitic. Stools are hot, watery, offensive, sputtering.

See also previous section.

ADMINISTRATION.—See the previous section. See also under “Teething,” “Worms,” and “Thrush.”

54.—Colic (*Enteralgia*).

SYMPTOMS.—Severe twisting, griping, tearing pain about the navel, recurring in paroxysms, but relieved by pressure, so that the patient lies on his belly, pressing his abdomen with his hands, writhing in agony. There is a frequent desire to relieve the bowels, but often nothing passes except a little flatus. Febrile symptoms as in inflammation of the intestines are absent, and the pulse is not quickened, unless it becomes so from anxiety. The symptoms abate when vomiting, eructation or a discharge from the bowels takes place.

CAUSES.—Cold; a mass of heterogeneous, acrid, indigestible food; worms; constipation. A condition resembling colic may also arise from stricture of the intestines (*intussusception*). *Painters' colic* arises from the poison of lead.

TREATMENT.—*Colocynthis*.—*Violent pains*, compared to stabbing or clawing, with flatulence and diarrhœa.

Magnesia phos.—Flatulent colic. Must bend double, or draws the legs up. Better by friction, warmth and belching.

Nux vomica.—From indigestible food, suppressed period, or during pregnancy, with severe contracting pains low in the abdomen and relieved by pressure, ineffectual efforts to relieve the bowels, or alternate constipation and relaxation.

Chamomilla.—Particularly suitable for children. See the symptoms in the preceding section.

Cina.—Colic from threadworms.

Opium.—Lead colic.

ACCESSORY MEANS.—An injection of a pint of tepid water by means of the enema apparatus frequently gives immediate relief. Applications of heat to the abdomen, or a warm bath, are also useful measures. Persons subject to colic should avoid food of a flatulent character, not take too much liquid, or fast too long, should wear flannel round the abdomen, and keep the feet dry.

55.—Constipation—Confined Bowels.

A tendency to costiveness, or sluggish action of the bowels, is not so grave a symptom as many persons suppose it to be; indeed, individuals thus predisposed generally live long, unless they injure themselves by purgatives, while those who are subject to frequent attacks of diarrhoea are soon debilitated, and often become prematurely old. The common idea that aperients contribute to health, not only in sickness, but also occasionally in health, and that impurities are thereby expelled from the body, is most erroneous and mischievous.

This may be easily demonstrated. Let purgatives be taken for a week, and, however good may have been the state of health previously, at the termination of this period all sorts of impurities will be discharged, especially after taking *jalap* and *calomel*. As this is an invariable result, even in the case of those who have never been ill, it proves that impurities are produced by those drugs.

In sickness purgatives are also most injurious. Disease weakens the whole system. "The bowels, therefore," writes Dr. Yeldham, "in common with the legs, the arms, the stomach, the brain and every other organ, partake of the general debility, and become deprived of that power by which, in a state of health, they are enabled to discharge their proper functions. Why should they, more than the other organs, be impelled to the performance of a duty to which, at the time, they are totally unequal?"

"Again, under the process of disease, the whole vital power is devoted to the struggle which is going on in the affected part. The attention to the system is, as it were, drawn off as well from the bowels as from every other organ not immediately engaged in the contest. On this account also they remain quiescent; and any interference with that quietude, by diverting the vital energy, weakens that force which nature requires to be undivided, to enable her to conduct her combat with disease to a successful issue—an additional reason why purgatives should be avoided.

"Constipation is an *effect*, not a *disease*; if it were, there might be some show of reason in the use of aperients. But being merely a temporary loss of power, we can no more restore that power by *forcing* the action of the bowels than we can impart strength to a weakened leg by *compelling* it to walk. In the latter instance, we should instinctively rest the part, until, by the removal of the disease, motion might be resumed. The same reasoning applies with equal force to the removal of constipation. The exercise of a little patience, and the employment of judicious means for the eradication of that disordered condition on which the inaction depends, will as infallibly restore the bowels to their duty, as in every other instance the effect must cease when the cause is removed."

CAUSES.—Sedentary habits; dissipation; an improper quality of food, especially the too exclusive use of bread without vegetables; the use of superfine flour; the adulteration of bread by alum;* mental anxiety; diseases of the liver; exposure to the action of lead, as in painters; mechanical obstruction from tumors, hernia, stricture of the rectum, etc.; inflammatory disease of the intestines, brain or spinal cord.

But a frequent cause of constipation is loss of tone of the mucous lining of the bowels *from the habitual use of purgatives*. Many persons take a purgative once a week, the primary effect of which is a sort of diarrhoea, but the secondary effect is constipation.

An important point will be gained if we can bring

*Alum is very extensively used to improve the appearance of inferior flour.

persons to consider constipation simply as a result of other causes, and a want of balance in the general system, and when measures shall be directed to the correcting of this condition as the only rational means of curing constipation.

CONSTIPATION AND OLD AGE.—Daily evacuation, which, perhaps, should be the rule in youth and middle life, is often in excess in advanced life, when thrice or even twice a week is often sufficient. It is desirable that this physiological fact should be known, as old persons often trouble themselves needlessly on this point. The chief evil of the condition lies in the nervous anxiety it occasions.

TREATMENT.—If headache, dry tongue, hot skin, etc., co-exist with constipation, one of the following remedies may be selected :

Nux vomica.—Frequent *ineffectual inclination* to stool; *irregular* action of the bowels; constipation, with nausea and sickness in the morning, distension and heaviness in the stomach, ill-humor, fullness or pain in the head, uneasy sleep, etc. It is suited to constipation *following intoxicating drinks*, eating too much or too great a variety of food at one time; overstudy and sedentary habits. It is especially suitable to patients of a dark bilious temperament.

Bryonia.—*Torpor* of the bowels (thus differing from the ineffectual or irregular action indicating the previous remedy); constipation, with chilliness, headache, and irritability, or associated with *rheumatism*, or heat of the weather.

Opium.—Constipation from a general *paralytic condition*, leading to inertia of the intestines; obstinate constipation with a feeling as if the anus were closed;

hard, lumpy motions; headache, dizziness, dry mouth, thirst; listlessness, and dusky face; also in chronic cases, from too little out-of-door exercise. Especially adapted to the *aged*.

Lycopodium.—Itching and tightness of the anus; rumbling and *flatulence in the abdomen*; waterbrash; heartburn; the bowels feeling warm, dry, and distended; loaded urine.

Sulphur.—Habitual costiveness, *piles*, burning and *itching of the anus*, etc. It is also valuable as an intercurrent remedy, and frequently aids the action of *Nux vom*.

ACCESSORY MEASURES.—No medicines can be of permanent benefit if the bad habits which led to the constipation are persisted in. Moderate walking exercise is useful, particularly in the morning in the country. Water (see p. 36, and under “Dyspepsia”) is an extremely valuable adjunct, both for internal and external use. Cold baths, especially the shower and the *sitz*, are strongly recommended as being easy of application. The *wet compress* at night is often an invaluable remedy; also *injections*, as recommended farther on. *Regularity* in attending to the calls of nature is important; the best time to solicit the bowels to act is in the morning, usually after breakfast. By fixing the mind on this operation for a few days, the bowels will generally respond, and constipation be sometimes removed by attention to this point alone.

DIET.—Meals should be taken with regularity, animal food eaten sparingly, but vegetables and ripe fruit freely. Peas, pea-soup, hard eggs, boiled rice, boiled milk, coffee, strong or green tea, claret, port wine, spirits, highly seasoned food and *late suppers* should

be avoided; roasted apples, stewed figs, and prunes and tamarinds may be taken. Oatmeal porridge, with treacle, may be taken for breakfast; and *brown bread should be preferred to white*. If brown bread be not eaten exclusively, a little should be taken with nearly every meal; its effects will thus be more uniformly exerted through the alimentary canal than if only taken occasionally.

INJECTIONS.—In obstinate and protracted constipation, and when the lower bowel is obstructed with faecal matter, either in too large masses or too hard and dry for discharge, and if the means before suggested prove ineffectual, the enema may be used as a certain means of obtaining the desired relief, while it reduces the temperature of the rectum, and removes the sensation of congestion. At the same time, the use of the enema does not interfere with the administration of any homœopathic remedy necessary to cure the disease, of which the constipation is a symptom. The injection should consist of a pint or more of water, according to the portion of the bowel where the accumulation exists, and should be *slowly* injected up the rectum by means of an enema apparatus. On commencing to use injections, the temperature of water for this purpose should not be lower than 72°, and gradually reduced to 64°. Unirritating in its operation, and acting directly on the seat of obstruction, an injection is greatly preferable to deranging the whole alimentary tract with strong drugs, which, after the unnatural excitation has subsided, only settle back into a state of greater debility and torpor than before. Still, it is not advisable to use them too regularly, but rather only occasionally.

56.—Piles (*Hemorrhoids*).

These consist of small tumors, sometimes outside (*external piles*) and sometimes within (*internal piles*) the opening of the lower bowel, either with or without bleeding. They vary in number, from one small intensely painful swelling, to numbers clustering together like a bunch of grapes. These swellings are attended with pricking, itching, shooting, throbbing, burning, or pressive pains, increased on going to stool, and sometimes with dull pains in the loins. Blood is often passed with the evacuations, sometimes only in drops, but at other times in considerable and even alarming quantities.

CAUSES.—Obstinate constipation; drastic purgatives; heating and stimulating food or drink; a luxurious life; sedentary habits; pressure of the enlarged womb upon the vessels of the pelvis during pregnancy; sitting on cold stones, damp grass, or on warm or soft cushions; excessive boat or horse-exercise; overexcitement of the sexual organs; or whatever causes a relaxed state of the mucous membrane or hinders the return flow of blood from the lower bowel.

TREATMENT.—*Nux vomica*.—Valuable in almost every form of piles, especially if associated with sedentary habits, confined bowels, or the use of intoxicating drinks, strong coffee, etc. See also *Sulphur*.

Sulphur.—Chronic piles, from abdominal plethora, especially when associated with constipation. The evacuations are often mixed with blood; there is great pain, and the tumors protrude considerably, and are pushed back with difficulty; also with itching and burning of the anus, and smarting pain in passing water.

Sulphur is often alternated with *Nux vom.*, the latter administered at night, and the former in the morning; or *Sulphur* may follow *Nux vom.* to complete the cure.

Belladonna.—Relieves throbbing and bleeding, and lessens congestion to the brain in apoplectic subjects.

Arsenicum.—A burning sensation, as from hot needles, and general prostration.

Aconitum.—Profuse discharges of blood, throbbing and inflammatory symptoms in the parts.

ADDITIONAL REMEDIES.—*Hamamelis*, when there is much bleeding. *Esculus*, when there is little bleeding, but constipation and knotty stools, and pain in the back. *Pulsatilla*, in bilious persons, mucous discharge. *Aloes*, rawness, soreness, much bleeding, loose bowels, and prolapse.

Calcareo fluor.—Chronic piles.

A lotion of *Hamamelis* (ten drops to a teacupful of water), to be used after motions and two or three times a day, and applied to the parts on a piece of soft linen at night, is nearly always helpful. *Esculus cerate* is also an excellent application, or the remedy may be applied as a *suppository* and inserted at bedtime. These suppositories can be obtained at all homœopathic pharmacies.

DIET AND ACCESSORY MEANS.—Patients should avoid highly seasoned dishes, coffee, peppers, spices, alcoholic beverages and all kinds of indigestible food. Light animal food, properly cooked vegetables and ripe fruits form the most useful diet. Sedentary habits, too much standing, and the use of cushions and feather beds are prejudicial. The pain attending *blind-piles* may be relieved by ablution with cold water, or with tepid water, or tepid vinegar and water, in equal proportions, if that

be found more agreeable. *Bleeding piles* may be relieved by drinking half a tumbler of cold water, and then lying down for an hour. The *horizontal posture* should be maintained as much as possible, especially for ten or fifteen minutes after an evacuation; this gives great relief, and favors recovery. An occasional injection of about half a pint to a pint of water up the lower bowel, by means of an enema apparatus, acts most beneficially by constricting the bloodvessel, softening the fæces, and obviating straining at stool. The *wet compress* is also recommended preventively, directly the first symptoms are noticed; and also curatively, with the other means pointed out.

57.—Protrusion of the Bowel (*Prolapsus Ani*).

CAUSES.—This complaint is occasioned by long-continued constipation or diarrhoea, purgatives, straining at stool, the irritation of worms, laxity and delicacy of constitution, or like causes. Although not confined to children, it is most frequent in them.

TREATMENT.—*Ignatia*.—This remedy is often specific and sufficient, and is generally the first to be used. A dose thrice daily, for two or three days; afterward morning and night.

Podophyllum.—Bowel comes down with stool.

Mercurius.—Itching, discharge of yellowish mucus, diarrhoea, and hard swollen abdomen.

Lycopodium.—Obstinate cases, and when other remedies only partially cure.

ACCESSORY MEANS.—When the bowel protrudes, it should be reduced by placing the child across the lap, and making pressure on the protruded part with the fingers, previously lubricated with oil, and carried be-

yond the contracting ring of the muscle around the anus. Bathing the parts with cold water every morning, and injections of water are useful. The action of the bowel in the evening, just before going to bed, should be encouraged, or the child should lie down on its back for half an hour, with the legs raised after each motion. A soft pad of lint, kept on the anus by a bandage, will facilitate cure. The diet should be wholesome and unstimulating. A weak dilution of *Calendula* will relieve soreness.

58.—Biliousness.

What are popularly called "bilious attacks," and supposed to be due to derangements of the liver, are almost invariably symptoms arising from and common to indigestion, such as furred tongue, vomiting of bile, giddiness, sick-headache, etc. One of the following remedies, according to the particular symptoms, with a restricted diet for twenty-four hours, and cold water *ad libitum*, will usually suffice to cure an attack: *Nux vom.*, *Puls.*, *Iris*, *Pod.*, *Bry.*, *Merc.*

Natrum sulph.—Excess of bile; bitter taste, flatulence, vomiting of bitter fluid; morning diarrhœa.

Iris.—Headache, vomiting and diarrhœa.

Nux vomica.—When the pains are as if a nail were driven through the head; giddiness, confusion and faintness; worse in the open air.

Pulsatilla.—One-sided pains; better in the open air and from compressure.

ADMINISTRATION.—Dissolve the selected remedy in water, and take a teaspoonful every half hour until better. Lemonade is frequently a grateful beverage in this condition.

The whole section on "Indigestion" should be consulted.

59.—Jaundice (*Icterus*).

SYMPTOMS.—Yellow tinge of the white of the eyes and skin; the perspirations staining the linen; bitter taste; light or clay-like motions. Constipation or, especially in children, diarrhœa; scanty and high-colored urine, staining the linen yellow, depositing thick sediment; slow pulse; dejection of spirits; and, often, febrile symptoms.

When there is an obstruction from a *gall-stone* the sufferings are most acute; the pains come on in paroxysms, often with vomiting and hiccough.

CAUSES.—Interruption of the biliary functions, or obstruction to the elimination of bile, so that it again enters the circulation. The condition may be due to the impaction of a gall-stone, organic disease of the liver, atmospheric changes, unrestrained fits of passion, dietetic errors, dissipation, etc.

TREATMENT.—*Mercurius*.—This is a valuable remedy, especially after the inflammatory symptoms have been modified by *Acon*. A dose every three or four hours.

China.—This is preferable for patients who have been drugged by allopathic doses of *Mercury*, and when due to gall-stones.

Chamomilla.—Jaundice in passionate or fretful patients, especially children.

Nux vomica.—Jaundice, with costiveness, sensitiveness in the region of the liver, and connected with sedentary habits or indulgence in alcohol. This medicine following *Merc*. will give relief to all cases that are not caused by organic disease or gall-stone.

Other remedies are often necessary, but domestic treatment should never be trusted to when professional treatment can be obtained.

ACCESSORY MEANS.—Cold water, to appease thirst; extract of meat, *toasted* bread, scalded with hot sweetened water and a little sugar; roasted apples. Flannel, wrung out of hot water, relieves pain.

CHAPTER VII.

DISEASES OF THE URINARY SYSTEM.

60.—Difficulty in Urinating (*Strangury*).

THIS condition often arises from causes similar to those which produce incontinence of urine, and requires nearly the same remedies. It is a symptom of many diseases, is often extremely painful, and life may even be jeopardized. The treatment should, therefore, if possible, be confided to a homœopathic physician.

TREATMENT.—*Aconitum*.—Inflammatory symptoms, often in alternation with some other remedy.

Camphor.—Spasm at the neck of the bladder, especially if caused by *Cantharides*; a drop on a piece of loaf-sugar every fifteen minutes for three or four times.

Cantharis.—Urging, with cutting pains.

Nux vomica.—Painful ineffectual urging, from the use of wine or spirits, *spasmodic stricture*.

Mullein oil.—Constant urging with burning. Give drop doses every hour until relieved.

Arnica.—Retention from a blow or fall, or other mechanical injury, or from the irritation of calculi.

ACCESSORY MEANS.—The introduction of the catheter, so often resorted to under old school treatment, is frequently superseded by our more efficient remedies; still it may be necessary in some cases, and requires professional skill. External applications—warm baths, hot or cold cloths, fomentations and injections—greatly aid the action of the medicines. Relief may often be obtained by directing the patient to step *suddenly*, with naked feet, on to the cold floor, or into cold water; or a sponge, saturated with cold water, may be suddenly applied over the region of the bladder. A simple and often successful method is to plunge the hands deeply into *cold* water, and move them about, as in the act of washing. The diet must be sparing, and in severe cases restricted to demulcent drinks, such as gum-water, barley-water and gruel.

61.—Incontinence of Urine (*Enuresis*).

In this disease there may be partial or entire loss of power to retain the urine in the bladder, with frequent urging. The muscular fibers of the bladder are overstrained and lose their expulsive power, so that the bladder remains filled and overflows in constant dribbling.

CAUSES.—Paralysis of the muscular fibers which surround the neck of the bladder, from injuries, tedious and protracted labors, the pressure of tumors, calculous deposits, syphilitic diseases, the irritation of worms, etc.

TREATMENT.—*Cantharis*.—Acute inflammation of the urinary organs, with irresistible desire to urinate, and discharge of only a few drops of bloody, acrid urine.

Gelsemium.—Involuntary urination from a relaxed or paralytic condition of the neck of the bladder.

Ferrum phos.—Incontinence during the day.

Nux vomica.—Urine retained with difficulty or passed involuntarily, from irritability consequent on the use of alcohol.

Acon., *Bell.*, *Calc.*, *Caust.*, *Lyc.* and *Sulph.* are additional remedies in our list often required.

62.—Wetting the Bed (*Enuresis Nocturna*).

CAUSES.—*Irritation of worms*; too large a quantity of fluids, especially if taken warm and in the evening; improper food or drink, giving rise to *acid urine*; *constitutional weakness*. The cause is often obscure, and generally requires professional treatment.

TREATMENT.—*Cina.*—Enuresis from worms.

Belladonna.—Irritability of the urinary organs, without any irritating property in the urine, especially in sensitive children with too active brains.

Sulphur.—In cases of long standing give a dose once a day for a week; then stop one week, and again commence with the remedy.

Mullein oil has been found a very efficient remedy in this complaint, and may be tried in obstinate cases. See the previous section.

ACCESSORY MEANS.—All sharp, salty and sour articles, malt liquors, spirits, tea and coffee should be avoided. Meat in moderate quantities, but little fruit and no flatulent food. Milk and water, or cocoa, may be taken in the morning, but nothing hot toward evening. Cold water and mucilaginous drinks may be taken in moderation, as they diminish the sharpness of the urine. The patient should sleep on a hard mattress with light

covering, take exercise in the open air, and have shower-baths or daily ablutions with *cold* water. The whole process of ablution, including drying with a large towel, should not occupy more than five or six minutes. The bladder should be invariably emptied before getting into bed, and sleep after waking up in the morning should not be indulged in.

63.—Bleeding from the Urinary Organs (*Hæmaturia*).

The source of the hemorrhage may be the kidneys, the bladder, the prostate gland or the urethra.

CAUSES.—Hemorrhage from the kidneys may be due to the irritation of renal calculi, blows on the loins, congestion resulting from scarlet fever, inflammation, and such diseases as typhus, scurvy, etc. Hemorrhage from the prostate gland, bladder or urethra may be caused by the introduction of instruments, the irritation of stone, venereal disease, abuse of Spanish fly, or by the existence of an ulcer or tumor, of which, indeed, it is often the first manifestation.

DIAGNOSIS.—Hemorrhage from the bladder may be recognized by the discharge taking place principally after the escape of urine; and the quantity is also greater, and often the clots are larger and more irregular than when derived from the kidneys; the severe pain in the lumbar region, the intimate admixture of the blood with the urine and other symptoms that accompany the bleeding from the kidney are not present.

TREATMENT.—*Cantharis*.—Discharge of pure blood in drops, or copiously blended with the urine, especially when associated with difficulty in passing water, scalding urine and spasmodic pains.

Camphor.—Hæmaturia from the use of Spanish fly (*Cantharis*), as in allopathic treatment.

Arnica.—Hemorrhage from external violence, strains or severe efforts. If the patient be robust, and inflammatory symptoms predominate, in alternation with *Acon*. A dose every hour at first; afterward *Arnica* only, every four hours.

ACCESSORY MEANS.—Demulcent drinks—linseed-tea, gum-water, etc.—may be taken in considerable quantities. The wet compress over the loins when the hemorrhage proceeds from the kidneys, or over the whole region of the bladder, when the bleeding proceeds from that organ, will mitigate the pain and hasten the cure.

64.—Spermatorrhœa—Involuntary Emissions.

In the early editions of this Manual, the subject of this section has been incidentally mentioned under one or two medicines in the materia medica; and since the first edition was published, the author has been consulted by many hundred persons, in various parts of the country, suffering from seminal weakness, proving that the evils of this affection are widespread as well as serious. The author's practice and correspondence with patients lead him to conclude that the disease is much overlooked or underrated by medical men generally, although, probably, in some cases his treatment has been adopted from an indisposition to refer personally to a medical man in the patient's neighborhood on such a subject.

CAUSES.—The discharge alluded to generally occurs as the result of a bad habit—*self-abuse*—either accidentally acquired or learned from associates, especially in schools, and continued under the influence of a morbid imagina-

tion, and often in ignorance of the consequences of the vicious practice. Other causes may be an unhealthy condition of the urethra, or of the rectum; a too long or narrow prepuce, causing irritation from the retention of the secretions; sexual excesses; frequent excitation of the sexual passion; irritation from worms, piles, or excessive horse-exercise; disease of the brain or spinal marrow, etc.

EFFECTS.—The effects of spermatorrhœa are depression of spirits, often very marked; loss or weakness of memory and of the senses; indigestion with oppression after food, flatulence, constipation, headache, etc.; sunken eyes and loss of the healthy tints of the lids and face, the patient looking older than his years. When indulgence in the habit has been long-continued, the effects, which need not be here particularized, are more serious and general. Happily a course of judicious treatment is sufficient in nearly every case to effect a cure.

TREATMENT.—The treatment, both medical and hygienic, must be varied in almost every instance, and include all available methods for establishing the constitutional strength, soothing local excitement and irritability, and forming healthy habits both of the mind and body.

No treatment can be successful unless the bad habit be utterly relinquished.

The *medical* treatment involves the administration of homœopathic remedies (only two or three are described in this work—*China*, *Phosphorus*, etc.), the selection and the doses of which can only be determined by the local and general symptoms of individual cases. An important feature in the medical treatment should

be the correction of any concurrent affection from which the patient may suffer.

The *hygienic treatment* involves influences of wide extent, and embraces the commercial, social and moral relationships of the patient, occupation, recreation, books, meals, sleep, bathing and mental and moral discipline. The management of these several points must be regulated according to the exigencies of each case, and involves details which cannot be described here. Under no circumstances whatever should the patient read or consult the treatises advertised in the newspapers or consult those advertising quacks. Without any exception, they play upon the fears of the patient, and always do harm.

CHAPTER VIII.

DISEASES OF WOMEN.

65.—Menstrual Disorders.

THE first menstruation generally sets in about the fourteenth year, but it may appear later, sometimes earlier. There are frequently premonitory symptoms, such as headache, flushed face, pains in back and lower part of abdomen, languor, irritability and pains in the breasts. For such symptoms it is well to give a few doses of *Pulsatilla* three times a day, and, after a few days, follow it up with two doses a day of *Calcar. phos.* Keep this up for several weeks until the function is regularly established. After its establishment, great care must be taken to prevent either cessation of the flow from cold

or an excess of it from too stimulating food, late hours or excitements. Warm clothes, and especially warm shoes and stockings, are of primary importance in establishing the monthly flow and in preventing its suppression.

Suppressed menstruation, when due to cold or sudden shock of an acute disease or mental emotion, is generally relieved by a warm hip-bath, taken at bedtime, or a warm foot-bath, to which a little mustard has been added, and taking internally *Acon.* and *Puls.* Take six pellets alternately every two hours. Quite obstinate cases of suppression of menses are met with on change of residence from inland to the seaside, also in chronic weakness, incipient consumption, etc. For the latter condition *Calcar. phos.*, a dose three times a day, will prove of much benefit.

Painful menstruation.—More or less pain at the monthly period is very common in unmarried women, but homœopathic remedies will relieve most cases when not due to organic troubles, which is rare. *Use no local treatment*, but use the remedies, together with rest at the time, and warm applications to abdomen. A hot water bag to the back often gives wonderful relief. *Magnes. phos.* is the first remedy, and should be taken in hot water, a dose every hour or more frequently when pain is severe and spasmodic.

Pulsatilla is the remedy for painful and scanty menses, especially in mild-tempered, blonde girls, and patients who are always chilly, yet feel better in the open air. During the interval between the menses *Calcarea phos.* should be taken morning and evening.

Profuse menstruation may arise from weakness of the system, overexertion near the time of the month, late

hours, etc. Avoid rich foods or stimulants, and rest immediately before and during illness. *China* should be taken if the discharge is dark and there are faintness and weakness. *Ipecac.* when there are nausea and sickness, blood bright. During the flow, no hot drinks should be taken—cool lemonade is the best. During the intervals take a dose of *Ferrum phos.* in the morning, and a dose of *Calcar. phos.* at bedtime, which will often correct the tendency to profuse and long-lasting menstruation.

Sabina.—Painful and *profuse* menses.

Hemorrhage from the Womb—Flooding (*Metrorrhagia*).—This may occur under various conditions, many of which are of such an intricate character as to be quite unintelligible to non-professional readers; indeed, it would require a considerable treatise to describe the various functional and organic derangements of the womb, of which hemorrhage is but a symptom. We shall therefore only suggest measures likely to be immediately beneficial until medical aid can be obtained.

TREATMENT.—*Aconitum.*—At the commencement of the discharge, or when the first symptoms appear, when there are excitement, palpitation, anxiety and restlessness, etc., especially in full-blooded patients. A dose every hour for several times.

Ipecacuanha.—Flooding of *bright-red* blood with nausea.

Secale.—Painful, dark, and offensive discharge, which is increased by movement or coughing; pale face, coldness of the extremities, extreme weakness.

Arnica.—When the hemorrhage follows a fall, strain, misstep, overexertion, or other mechanical injury.

ADDITIONAL REMEDIES.—*Sab., Croc., Ham.*

ACCESSORY MEANS.—The patient should lie down quietly on a hard mattress, with the shoulders low and the hips raised, and move as little as possible; the mind should be kept calm, and order and quietness maintained in the apartment. In urgent cases, hot water (120° F.) should be injected into the vagina. This is superior to cold water or ice as a stayer of bleeding, and it does not deprive the patient of strength as the application of cold does. Should, however, there be no hot water immediately at hand, cold water must be injected, or pieces of ice introduced into the womb, or pushed up the rectum.

Leucorrhœa, or “the whites,” is due to general weakness more than any other cause in young women. An inactive life, indolent habits, late hours, imprudence in dress, too stimulating food, habitual constipation, etc., all tend to produce this condition. Avoiding these and leading a rational, useful life, not self-centered, with plain food, sufficient exercise in the open air, and avoiding, in the case of young unmarried women, *all local treatment*, except such as cleanliness requires, and relying on homœopathic remedies, will generally cure the disorder.

Among the most useful medicines are the following: *Calcurea*, especially in weakly, sluggish women in whom the monthly flow is copious and too frequent, or if it is attended with severe itching. Take a dose at bedtime.

Sepia, especially for delicate individuals, or if the discharge is acrid or corrosive.

Pulsatilla, two doses daily, if the discharge is thick and the patient is of mild disposition, tearful, chilly, and still feels best in the open air. In married women,

leucorrhœa is frequently the result of other causes, and needs the attention of a physician.

Change of life takes place usually between the ages of 40 and 50; it may be a question of a few months; more commonly, however, it may linger several years. In women who have led a natural life, been married and borne children, and who have not interfered with nature's methods, there is, as a rule, no disturbance of any kind; but more frequently, however, it gives rise to much discomfort, anxiety, palpitation, flushes of heat, unusual perspirations, fidgetiness, and even more serious troubles, mental and physical. The first symptoms of the change are irregularity in the appearance of the menses, and abnormality in its character. The patient may pass several months and then have a flowing spell that may be most profuse. Sometimes, besides the usual symptoms above mentioned, there is a sense of fullness of the abdomen which leads some women to believe that they are pregnant, but it is only another of the numerous nervous disturbances peculiar to this period. A good deal can be done with remedies.

TREATMENT.—*Lachesis* is the most frequently indicated remedy, especially for the flushes, palpitation and general condition. It is well to take a dose of this remedy two or three times a week for several months.

Kali phos. may be taken after *Lachesis* in the same way. Avoid all stimulants and narcotics. The temporary relief they afford is delusive. Avoid overeating as well, which is a common failing at this time.

Belladonna will greatly relieve the flushes and headaches.

Morning sickness of pregnancy occurs during the first three months, but sometimes even during the entire

pregnant state. Strict attention should be paid to diet. Light and nourishing food, taken frequently in rather small quantities, and cold effervescing water and champagne may be required for extreme vomiting. Milk and lime-water, kumyss, popped corn or a little salt fish will often be beneficial remedies.

Ipecacuanha when there are much nausea, loose bowels and cough.

Nux vomica in bilious patients with constipated bowels.

Arsenicum when patient is greatly prostrated. A dose should be taken every two hours in severe cases, in milder forms two or three times daily.

Sore nipples are often due to a naturally tender state of the skin, or the too frequent nursing of a child affected with thrush. Perfect cleanliness is absolutely necessary. Applying arnicated water, made by dissolving ten drops of homœopathic tincture of *Arnica* in a teacup of water, immediately after nursing, and taking a dose of *Arnica* pellets internally every three hours, will cure the milder forms. A nipple shield will have to be worn if the fissures should be severe. In the latter case give *Silicea*, morning and evening.

Inflammation of the breast may result from cold, or excess of milk, due to the fact that it is not drawn off at regular intervals. Great care is required to guard against the influence of draughts and external injuries. Should there be feverishness, give a few doses of *Acon.* half an hour apart, and soon follow it up with *Bryon.*, a dose every two hours, should there be any pain or lumps forming "caked breast." Always consult your physician in any disturbance of the lying-in period.

Suppressed secretion of milk may be caused by chill,

mental shock or weakness. It should be remedied at once. The breast should be fomented with warm flannels and rubbed with sweet oil afterward. Give *Aconite* and *Pulsatilla*, a dose every hour alternately.

Excessive secretion of milk may be due either to weakness or exuberance of strength. Regulate the diet and treatment accordingly. The full habit requires a moderate diet, but little liquid food—the weakly requires generous living. In the latter case give *China*, especially if there be much perspiration, disturbed digestion, and tendency to diarrhœa

Calcareo phos. may be given in either case, a dose three times a day.

Suppression of the lochia may be due to cold, getting up too soon or inflammation. Hot fomentation should be applied to the lower abdomen, and warm vaginal injection should be given, also a few doses of *Aconite*, until the physician can be summoned. If the flow is beginning to be re-established, give *Pulsatilla* every two hours until all untoward symptoms have been removed.

CHAPTER IX.

DISEASES OF THE CUTANEOUS SYSTEM

66.—Nettlerash (*Urticaria*).

SYMPTOMS.—Prominent, round or oval elongated patches or wheals of the skin, resembling those produced by nettle-stings. They appear and disappear suddenly, are easily excited by scratching or exposure to cold, and cause severe heat and itching. The eleva-

tions contain no fluid, and do not end in scaling of the skin. It is not contagious, and may trouble the same patient repeatedly. *Chronic urticaria* is very rebellious against treatment, unless the cause be detected and removed.

TREATMENT.—*Apis*.—Urticaria, with stinging or burning itching, and much swelling.

Pulsatilla.—If indigestion or dysmenorrhœa is present.

Antimonium crud.—From gastric disturbances.

Dulcamara.—From cold, with much stinging.

Rhus tox.—From eating shell-fish, etc.; worse in bed; rheumatic patients.

Aconitum.—With feverishness.

Calcarea.—Chronic nettlerash, especially in scrofulous patients. Also *Sulph.*, the irritation coming on chiefly at night.

GENERAL TREATMENT.—Bathe all over with warm water into which a little carbolic acid has been dissolved, sufficient to give it some odor, then dry, and powder all over with corn-starch. Smearing with bacon fat gives great relief. A milk diet, and no stimulants.

PREVENTIVES.—A dry, uniform and moderate temperature, plain food, exercise in the open air, cold or tepid bathing, and great cleanliness. As the use of flannel may be an exciting cause, by the irritation it produces, it should never be worn by such patients next to the skin.

Avoid shell-fish.

67.—Itching of the Skin (*Prurigo*).

This condition consists of an eruption sometimes nearly imperceptible, which occasions the irritation.

CAUSES.—Rich, indigestible food, stimulating drinks,

extreme heat or cold, a constitutional taint, chronic disease, etc.

TREATMENT.—*Sulphur*.—Severe itching, with dryness of the skin, worse in the evening, in warmth and in bed. A dose twice or thrice daily.

Carbo veg.—When *Sulph.* only partially cures.

Aconitum.—Feverish heat, redness of the skin, thirst; symptoms worse at night.

Rhus tox.—Itching and redness, with swelling and tingling.

Arsenicum.—Itching, with *burning*, or an eruption emitting a small drop of watery fluid; chronic cases with constitutional feebleness.

Calc., *Merc.*, *Hepar* and *Puls.* are also remedies in our list sometimes required.

ACCESSORY MEASURES.—Medicated ointments should not be used, as they might transfer the disease from the skin to some internal organ, where it would become far more serious. In severe cases, temporary relief may be obtained by bathing the parts with alcohol and water, in equal proportions, or sponging the skin with a warm infusion made by pouring boiling water on bran. Very troublesome prurigo is much benefited by a warm bath (p. 59), which is both soothing and curative; it should be taken in the evening or when the patient has not to be again exposed to atmospheric changes, and followed next morning by the wet sheet squeezed out of cold or tepid water, rapid drying, and friction. If the irritation or eruption be limited, the use of a *wet compress* over the parts will also be beneficial, although at first it may increase the irritation. *Scratching must be avoided.* The skin should be strengthened by daily ablutions with cold or tepid water—sponging, shower-

baths, etc.—also by regular exercise in a bracing air. Stimulating food and drink, pastry and other indigestible diet must be avoided; also irregular hours of meals. Look to the condition of the bowels and avoid constipation. Without good hygienic measures, medicines will be of little permanent utility.

68.—Ringworm (*Herpes Circinnatus*).

SYMPTOMS.—Small round vesicles, filled with clear or yellow fluid, on the head, at the roots of the hair, and on various parts of the skin. The rings or patches vary in size from a quarter to that of a dollar. There is much itching, and in old standing cases the whole scalp may be implicated; but the general health is rarely disturbed.

CAUSES.—It is an epidemic affection, readily communicated by the touch; and ill-health, poor food, dark, badly ventilated dwellings, etc., favor its spread and activity

TREATMENT.—*Internal.*—*Sepia.*—This is usually the only remedy required. Take a dose night and morning.

Local.—Cut short the hair and wash well with soap and water. Apply a little cod-liver oil to the spots night and morning, rubbing it in gently with the finger. Afterward, if this is not sufficient, the local application of *Sulphurous acid*, *Carbolic acid*, or *Oleate of Mercury* will destroy the parasite which causes the eruption.

GENERAL TREATMENT.—Cleanliness and change of air are of great importance. The patient's towels, hair-brushes, combs, sponges, etc., should on no account be used by those unaffected. The hair and *head* should be well brushed so as to excite the vital action of the skin by the friction. A nutritious diet is recom-

mended; also an occasional tepid bath. Scrofulous, emaciated children may require a teaspoonful of *cod-liver oil* twice a day. Sudden and extreme changes of temperature should be avoided. Popular remedies—*ink, tobacco-water, etc.*—are dangerous.

69.—Shingles (*Herpes*).

SYMPTOMS.—An eruption of vesicles on an inflamed patch of integument, accompanied with a burning, tingling sensation, and occasionally severe neuralgic pains. Neuralgia may precede or follow the eruption as well as accompany it. It is usually found in a half-circle around the waist or chest.

TREATMENT.—*Rhus.*—In recent cases, much burning in the vesicles.

Arsenicum.—More chronic cases, and in debilitated persons. Dose: Six globules of the selected remedy may be given three times a day.

It is a good plan to paint the eruption over with colloidion, or powder with corn-starch.

70.—Chilblains (*Perniones*).

Chilblains are due to a languid circulation of the blood, and consist of a low kind of inflammation of the skin, generally of the hands or feet, and are attended with itching, tingling, burning, swelling, and sometimes ulceration.

CHAPPED HANDS.—This affection consists of slight inflammation of the skin of the back of the hands, which become cracked or “chapped.” It occurs in frosty weather, when it sometimes gives rise to much inconvenience and pain. It requires similar external treatment to *chilblains*.

CAUSES.—Exposure to cold, damp, or to sudden changes of temperature; feeble circulation.

TREATMENT.—*Tamus communis*, in nearly all cases, either removes the disease or affords material relief. *Unbroken chilblains* should be painted morning and night with the strong *tincture of Tamus*, or it may be used as a *lotion*. Should the skin be broken or ulcers exist, *Calendula* should be substituted for *Tamus*, and applied as a *lotion*, or in the form of *cerate*. *Carbolic acid* and *oil* (one part of the former to six of the latter); *Arnica* and *soap liniment* (one part of strong *tincture* of the former to eight of the latter) are also efficacious. Internal treatment is generally required for chilblains.

Arnica.—Hard, shining skin; pain and itching of the parts.

Belladonna.—Inflammation, pulsative pains, *fiery redness*, and swelling.

Arsenicum.—*Burning pain*, accompanied by ulceration, especially in emaciated children.

Sulphur.—Chilblains of a blue-red color, with *itching*, aggravated by warmth. Also to remove the constitutional tendency.

ACCESSORY MEANS.—For ulceration, poultices or other mild applications should be applied until relieved. Pork, salted meats, and all irritating or indigestible articles of food should be excluded from the dietary. Extremes of temperature are to be avoided, such as a cold stone floor, and warming the feet on a fender, or the hands close to the fire. After washing them, the hands should be well dried. The soreness of chapped hands may be much mitigated by wrapping them in a water-bandage and covering them with oil silk on retiring to bed.

71.—Ulcer (*Ulcus*)—Sores.

Ulcers may arise from burns, bruises, inflammation, varicose veins, or constitutional disturbance. They require careful management, and many can only be successfully treated by a homœopathic practitioner.

TREATMENT.—*Kali bich.*—Ulcers on the leg, deep, with hard bases and overhanging edges.

Belladonna.—Painful ulcers, having an erysipelatous blush.

Arsenicum.—Ulcers with *burning pain*, easily discharging blood or thin matter, and presenting a livid appearance.

Carbo veg. may follow, or be alternated with, *Ars.* if the ulcer have an offensive smell.

Silicea.—Simple ulcers. Ulceration following abrasion of skin.

Hepar sulph. or *Sulphur* may also be required.

GENERAL TREATMENT.—A little soft linen or lint, wetted in cold water, placed on the sore, covered with oil silk, and lightly bound up with a bandage; or *Calendula lotion* in the same manner. Ulcers on the legs require rest, the horizontal posture, and constitutional treatment. Open-air exercise should be taken, especially during recovery; but much standing, or sitting with the legs hanging down, is unfavorable. Among dispensary patients, we find ulcers on the legs very intractable, as the necessary rest and general hygienic conditions cannot be observed.

72.—Boil (*Furunculus*).

An inflamed, pointed tumor, painful or tender, of a deep-red color, terminating in suppuration. Boils gen-

erally indicate a disordered condition of the blood, as the result of insufficient, poor, or indigestible food, anxiety, insufficient rest, etc.

TREATMENT.—*Belladonna*.—An excellent remedy for arresting a boil in its early stages, before matter has formed; it also relieves the pain.

Hepar sulph.—Pain of a pulsative character, indicative of suppuration, which it promotes.

Silicea.—Indolent boils.

Sulphur.—To prevent a recurrence of boils.

GENERAL TREATMENT.—As soon as *Hepar* is indicated, a poultice, covered with oiled silk and one or two thicknesses of flannel, should be applied. The poultice should be kept hot and renewed until suppuration is nearly completed, when a wet compress should be substituted. To prevent a recurrence of boils, attention must be directed to their causes. If from derangement of the digestive organs, seasoned dishes, pastry, sweetmeats, etc., should be avoided, and a generous diet, including animal food once a day, should be adopted. Proper food, daily bathing, and recreation in the open air will go far toward eradicating a predisposition to boils. In obstinate cases, change of air is exceedingly beneficial

73—Whitlow (*Panaris*).

This is an inflammatory swelling at end of the finger, with a tendency to suppuration.

CAUSES.—Cutting the nail to the quick; a bruise, burn, or other mechanical injury; the introduction of poisonous or acrid matter into scratches on the finger; unhealthy constitution.

TREATMENT.—*Silicea*.—The first and often the best

remedy for whitlow; administered early, it often prevents its maturation. If necessary, a warm bread-and-milk poultice may be applied, and the finger held in a raised posture.

Aconitum and *Belladonna*, in alternation, every three hours, if there be much pain, redness, throbbing, thirst, restlessness, etc.

Helpar sulph.—During suppuration.

Poultices and *general treatment* as for boils.

74.—Corn (*Clavus*).

CAUSES.—Long-continued pressure or friction, or both combined.

TREATMENT.—If medical treatment be required, one of the following may be chosen: *Calcareo*, *Sulphur*, *Silicea*. A dose morning and night, for a week or ten days. After waiting a few days, if necessary, the same or another remedy may be administered.

ACCESSORY MEANS.—Corns can only be eradicated by wearing easily fitting boots and shoes, frequently washing the feet and changing the stockings. As soon as a corn appears, the surrounding skin should be softened by a warm foot-bath, the hard head of the corn gently extracted with the finger-nail, or some convenient instrument, and the thickened skin pared off with a sharp knife; the corn should then be dressed with *Arnica lotion* (thirty drops to a wine-glassful of water), and next morning a piece of *Arnica plaster*, or an *Arnicated corn-plaster*, having a hole punched through its center, applied. The dressing may be repeated until the inconvenience is removed.

75.—Warts (*Verrucae*).

TREATMENT.—*Thuja*.—The warts should be painted once or twice daily with the mother tincture; at the same time a dilution of the same medicine may be taken internally, morning and night; it is especially necessary when the warts appear in crops. This course may be followed for a week or ten days; and if improvement ensues, as it often does, the treatment should be continued longer. When *Thuja* does not succeed, *Rhus tox.* may be used internally, a dose morning and night.

Sulphur, once a day for a week or two, is an excellent remedy for numerous and obstinate warts upon the hands. It is also useful after other medicines and as a preventive.

CHAPTER X.**UNCLASSIFIED DISEASES.**

76.—Palpitation of the Heart (*Palpitatio Cordis*).

IN a normal condition we are scarcely sensible of the heart's beat; when, however, its pulsations become much increased in force and frequency, the unpleasant sensation known as *palpitation* is experienced.

CAUSES.—*Predisposing*—Nervous temperament; hysteria; a full habit; diseases of the heart. *Exciting*—Excessive joy, long-continued anxiety, fear, or other mental emotions; severe exertion; the excessive use of tea, coffee and other stimulants; profuse discharges; menstrual derangements, etc.

TREATMENT.—The following is only for simple cases. If possible, palpitation should be treated by a physician.

Aconitum.—From excitement, with anxiety, coldness, numb extremities, or a sensation as if the heart ceased to beat; short, hurried breathing; *hot and flushed face*; and in *plethoric* patients.

Belladonna.—Oppression, tremor, palpitation extending to the neck and head; congested face

Gelsemium.—Nervous palpitation.

Spigelia.—Palpitation with pain at the heart.

Ignatia.—When caused by *grief* or anxiety; nervous headache; hysteria.

Coffea.—*Wakefulness* and nervous restlessness; palpitation from *joyful* excitement.

Chamomilla.—Palpitation from *passion*.

Opium.—From *fright*, with *drowsiness*, etc.

China.—After loss of animal fluids—blood, milk, mucous discharges.

Pulsatilla.—Hysterical symptoms, and in females suffering from deranged period.

ADMINISTRATION.—During an attack, a dose every twenty or thirty minutes; as the symptoms decline, or in mild cases, every six or twelve hours.

ACCESSORY MEASURES.—The causes should be avoided. Pure air, cold water internally and externally, moderate exercise, a contented disposition, and light, nourishing and regular diet are excellent auxiliaries. Avoid watching the heart's action, counting the pulse, etc., and dis-
card fear.

77.—Hemorrhages and Hemorrhagic Diathesis.

By the term "hemorrhage" is meant the escape of blood from those vessels in which it is naturally contained, whether the discharge be external or into one of the internal cavities of the body. Profuse and long-continued hemorrhages being dangerous, and the results often most serious, it is undesirable, except in emergencies, to trust to domestic treatment. In consideration, however, of the frequent suddenness of such occurrences, the impossibility of securing at all times the immediate attendance of a medical man, and the importance of being prepared to act promptly to afford temporary relief, we have devoted two or three sections to the immediate treatment of several forms of hemorrhage.

HEMORRHAGIC DIATHESIS.—In some patients a predisposition to hemorrhage exists which may be hereditary or acquired, and is designated the *hemorrhagic diathesis*. This condition probably consists in defective contractility of the arteries, which may also be fragile or soft from diseased processes, so being unable to resist the force of the circulation, especially in congestion; and in loss of coagulability of blood, from a defective or altered character of the *fibrine*, the chief agent in coagulation, and of some change in the red corpuscles. Hence the most trivial wound bleeds almost uncontrollably, and even life may be jeopardized, by a slight injury or surgical operation. As stated, the hemorrhagic diathesis may not in all cases be hereditary, but caused by diseases of the liver, spleen, etc., which then exert a deleterious influence upon the constituents of the blood. The knowledge of the existence of such

a diathesis is important, as it might materially modify the medical and surgical treatment of the patient.

78.—Spitting (*Hæmoptysis*)—Vomiting of Blood from Ruptured Bloodvessel (*Hæmatemesis*).

It is not necessary here to determine whether the blood comes from the lungs or stomach, as the immediate treatment should be the same in either case. It may be stated, however, that when blood comes from the lungs it is usually of a *bright-red color*, is discharged with coughing, or is hawked up, and is often frothy; but when from the stomach, it is of a dark color, is vomited, and is sometimes mixed with food. Calmness and judgment are especially necessary, as the discharge of considerable quantities of blood is otherwise likely to cause alarm, and disqualify for action.

TREATMENT.—*Aconitum*.—Chiefly indicated when flushed face, palpitation and anguish accompany the hemorrhage; or for the premonitory symptoms—shiverings, quick pulse, palpitation, etc. Two drops in a spoonful of water, repeated in ten or fifteen minutes, or in one, two or three hours. See also “Accessory Means.”

Arnica.—Hemorrhage from a fall, a blow, or severe exertion.

Ipecacuanha.—Hæmatemesis, with paleness of the face and frequent inclination to vomit; or short cough and expectoration streaked with blood.

China.—Chiefly required *after* hemorrhage, for removing the consequent debility. Its chief indications are frequent taste of blood, shivering, flushes, dizziness, feeble pulse, cold hands or feet, fainting, etc.

Ferrum phos.—Bleeding from nose in rapidly growing children. Bright-red blood.

Arsenicum.—Difficult breathing, extreme palpitation of the heart, anguish, burning heat and thirst, small and quick pulse.

Hamamelis.—A teaspoonful of the extract may be diluted with a tumblerful of cold water, and spoonful doses given every ten minutes, alone or in alternation with any of the above remedies.

ACCESSORY MEANS.—The patient should immediately lie down on a sofa or mattress, with the head and shoulders elevated. All tight-fitting articles of dress should be removed, and the patient kept cool and quiet, and on no account be allowed to talk. There must be no crowding round him, no talking, noise or confusion; and the room should be kept cool and airy, at about 55° F. For some time, food and wine are not admissible, and the only drink that can be allowed is a little cold water or the sucking of ice. Should faintness occur, no alarm need be excited, as it is often nature's method of arresting the bleeding. After the hemorrhage has ceased, the patient must still be kept cool, quiet and free from excitement, and the diet be light and unstimulating, while the position of the body should be such as to favor the cessation of the discharge. Gradually beef-tea, broth, milk and cocoa may be taken, but not hot. These measures are necessary to obviate a recurrence of the symptoms. Sometimes hemorrhage is *vicarious*, as in females, when bleeding from the nose or stomach takes the place of the *menstrual* discharge. In such cases the treatment should be directed to the establishment or restoration of the monthly period.

CHAPTER XI.

INJURIES—ACCIDENTS.

79.—Apnœa (from Drowning, Hanging, Suffocation by Gas, etc.).

No time is to be lost. The two points to be aimed at are: First, to restore breathing; second, circulation and warmth. Loosen everything about the chest and throat. Place the patient on his back, the head and shoulders a little raised by means of a coat rolled up and placed be-

FIG. 1.—INSPIRATION.



neath. The mouth should be cleansed, the tongue drawn forward beyond the lips, and kept in this position by means of a piece of tape or ribbon tied over the tongue and under the chin. Taking hold of both arms above the elbows, they should be drawn slowly and steadily upward above the patient's head, and kept stretched while counting, one, two. This is *inspiration*,

for by this means air is drawn into the lungs. The patient's arms should next be turned down and pressed gently but firmly against the sides of the chest, counting, as before, one, two. This is *expiration*, or emptying the chest of air. These movements should be repeated about fifteen times in a minute, until natural breathing occurs. It is altogether wrong to suppose that life is extinct if breathing does not soon take place, persons having been restored after persevering in this treatment for many hours. Next—not before—commence rub-

FIG. 2.—EXPIRATION.



Figs. 1 and 2.—To illustrate the position of the body during the employment of Dr. Sylvester's Method of Restoring Breathing.

bing the limbs *upward* with firm pressure, using handkerchiefs or flannels, to favor the return of blood to the heart. Warmth may be favored by the application of hot flannels, hot bottles, or heated bricks wrapped round with flannel, or by any means at hand, to the pit of the stomach, the arm-pits, between the thighs, and to the soles of the feet. Wrap the patient in a warm blanket. A *small* quantity of warm brandy and water or hot coffee should now be given.

80.—Fainting—Insensibility.

In all cases of insensibility, loosen the clothing round the neck and chest; and if caused by an injury, the patient should be gently and carefully put to bed, and kept perfectly quiet while a doctor is sent for.

The ordinary fainting fit is not as a rule dangerous, and will be caused by several things, among which may be mentioned "tight lacing." The patient's head should be pressed down between the knees and kept there for two or three minutes. The clothes should now be loosened, and all tight clothing likely to interfere with the free play of the chest removed. A good plan is to place the patient flat on the floor, the head on a level with the body. Bathing the face and head with cold water is beneficial, and a stimulant, such as coffee or wine, may be given.

81.—What to do when a Dress Catches Fire.

Place the patient on the ground in a horizontal position, and if necessary use force to accomplish this, since flames mount upward. Then take a rug, table-cloth or coat, and throw over the flames, pressing it well down in all directions; the flames are in this way easily extinguished. If this be promptly done, the frightful injuries which are occasionally seen as a result of this accident may be altogether prevented.

82.—Burns and Scalds.

Severe injuries from burns or scalds, especially those implicating large surfaces, are very dangerous and often fatal.

TREATMENT.—First, remove the dress; and if any por-

tions adhere closely to the surface of the body, do not tear them away, but cut around them as closely as possible. The burned part should then be placed in *warm* (not hot) water, which will remove the adhering portions. The most important thing to be done now is to *exclude air* from the wound; this may be accomplished by dusting on flour by means of the common dredger, or by applying gently a paste made with whiting or chalk. If oil be obtainable, any sort (with the exception of mineral oils, such as paraffin) will do; the application of this will give immediate relief. (The best preparation is the "Carron oil," consisting of equal parts of linseed oil and lime-water.) Soak in it a piece of folded linen rag, and apply to the wounded surface so as to completely cover it; over this place some cotton wool or wadding, and secure it in position by means of a bandage. This dressing should not be interfered with until the wound is healed, unless it has become fetid from the discharge, when it must be removed very cautiously, and a fresh dressing, prepared beforehand, applied at once. If the wound is very serious, and the patient is suffering from "shock to the system," he should be wrapped in a blanket and kept warm, and medical aid at once sent for.

If, after the dressing is finally removed, ulcers exist, *Calendula cerate* is a valuable application.

If there be very much discharge it must be carefully and frequently removed, and the parts kept as clean as possible.

INTERNAL TREATMENT, except in the slightest cases, is always necessary and must be suited to the part injured, its extent and the constitutional symptoms present. As a general rule, *Aconitum*, given early, does good, by

allaying fever, mitigating pain and moderating reaction. In very severe cases a little warm brandy and water are of service.

83.—Frostbite.—Sunstroke.

The aim of all treatment of frostbite is to *restore the circulation gradually*. Nothing can be more hurtful than bringing a person who has been frostbitten into a warm room immediately afterward, or placing him near a fire. The bad effects of this may be seen to a lesser degree in the production of chilblains, by holding the hands near the fire in place of rubbing them briskly. Therefore the patient should be kept in a cool place, and the parts affected rubbed with snow or bathed with *cold* water. By this means the circulation will be gradually but surely restored.

Sunstroke.—The clothing should be at once removed and the patient placed in the prone position, with the head and shoulders slightly raised. Cold water should then be poured, from the height of three or four feet, on to his head and allowed to trickle down his back. If an ice-bag, or bladder filled with ice, can be procured, it should be applied to the head. Should the patient be very much collapsed, a *mustard plaster* may be applied to the nape of the neck. Give *Glonoïn* internally

84.—Bruises (*Contusions*).

The prime object should be to excite as speedily as possible the absorption of extravasated blood. If possible, the injured part should be raised, and a warm *Arnica lotion* (one part of the tincture to ten of water, applied by means of lint saturated with the lotion, covered with oiled silk, and secured with a bandage. If,

however, the skin be broken, *Arnica* must on no account be used, as it may induce erysipelas. Fomentations of hot water used immediately after the injury, and at intervals afterward, are often useful. A "black eye," or, as the Scotch people more appropriately say, a "blue eye," may generally be prevented by *Arnica lotion*, applied immediately after the injury. *Hamamelis* or *Calendula* should be substituted if the sufferer is subject to erysipelas. Where the bruise is very severe, beyond giving the part absolute rest, it cannot be dealt with satisfactorily, except by medical knowledge.

85.—Wounds.

Wounds of the soft parts are of four kinds—*incised*, made by clean-cutting instruments; *punctured*, such as pricks and stabs; *lacerated*, the parts being torn, and the lips of the wounds irregular; and *contused*, or bruised, the surface being broken.

TREATMENT.—The following are the chief points: 1st. *To arrest the bleeding.* In slight cases, the elevation of the bleeding parts, the application of cold, moderate pressure, and the coaptation of the edges of the wound, after cleaning them, will suffice. A *Calendula lotion** will serve to arrest hemorrhage, and check suppuration. See, also, further on.

2d. *The removal of foreign bodies.* Dirt, hair, glass, clots of blood, etc., should be removed by the fingers, or sponge and water.

3d. *To bring the injured parts nicely together.* Any muscular fiber likely to prevent complete reunion should be snipped off with a pair of scissors, and after

* See *Materia Medica, Calendula.*

the sides of the wound have been accurately adjusted, they should be kept so by strips of adhesive plaster, first applied to that side of the wound which is most movable, and then secured to the other. Very long strips should be used, to give as much support as possible to the parts. But in extensive wounds, where plaster would be insufficient, stitches must be employed.

4th. *To promote adhesion.* To secure this, the part should be kept at rest, and if the injury be severe the patient should remain in bed.

5th. When a wound is *dressed*, say once every twenty-four hours, a sponge or rag should be wetted with warm water, and laid over the dressing, so that it may be removed without the risk of disturbing the surfaces which may have partially united. Often the lotion may be renewed by removing the oiled silk only, pouring a little lotion on the rag or lint, and then replacing the oiled silk.

6th. *To control dangerous bleeding*, as from a sharp-cutting instrument. When blood flows in a *steady stream*, and is *dark-colored*, it is from a vein, and can generally be checked by applying cold water and exposing the cut surface to the cold air. But if large veins be wounded they should be compressed with the fingers, or by a bandage. A few thicknesses of linen, with steady compression, are more efficient than heaping on a large quantity. When the blood is *bright-red*, and flows in *jets*, it is *arterial*, and the same means must be adopted as just pointed out, unless the bleeding is excessive, in which case a handkerchief should be tied round the limb, near the wound, and between it and the heart, a stick inserted under the handkerchief, and a firm compress over the course of the bloodvessel; the

stick should then be twisted until it stops the circulation and, consequently, the bleeding (Fig. 3.) But this is only a temporary expedient, for wounded arteries of size require *ligature* or *torsion* by a surgeon before bleeding can be permanently arrested. If no surgeon can be obtained, a clever manipulator should grasp the wounded artery with a pair of forceps, and draw it slightly and gently forward, so that it may be securely tied by means of a strong ligature of silk.



FIG. 3.

7th. Should a wound or bruise be followed by constitutional disturbance—fever, chills and throbbing in the parts—medicines should be administered. *Arnica* (as prepared for internal use) and *Aconitum* will generally meet the requirements of such cases, and should be administered every one to three hours, in alternation, for several times; *Belladonna*, pain and swelling of the injured part; *Hepar sulph.*, when suppuration is established; *Silicea*, unhealthy suppuration.

86.—Poisoned Wounds—Bites and Stings.

The treatment consists in *the prevention of the spread of poison through the body*. This may be accomplished by (1) Destroying the poison at the seat of injury by cutting out the part. (2) Cauterizing the wound with a knitting-needle made red hot, or with nitrate of silver (caustic). (3) Tying a ligature tightly between the wound and the body. (4) Sucking the wound, and in doing so extract the poison. Before doing the last, the operator should be sure that his mouth and lips are free from fissures or cracks. If the mouth be sound the poison can do him no injury.

When the wound results from a scratch with a rusty nail or any similar object, our first care should be to *encourage bleeding*. This may be done by sucking the wound, or by placing it in hot water. The wound can then be treated as an ordinary one (see preceding section). If, in spite of these precautions, the wound becomes painful and throbbing, a poultice of bread or linseed should be applied; and if suppuration (gathering) takes place, it should be opened with a large needle or penknife, and the poulticing continued.

The *stings of bees or wasps* should be treated by extracting the sting, which may often be seen in the wound, by pressing the open end of the tube of a small key over the seat of injury. *Ledum* is a useful local application. Tincture of *Apis* may be given internally, as well as applied to the injured spot.

87.—Foreign Bodies in the Eye or Ear.

If a particle of sand, a fly, or a hair gets under the upper eyelid, let the patient sit down, and, standing

behind him, place a pencil over the lid, take hold of the eyelashes, and turn the lid upward; the offending body can then be removed with the corner of a handkerchief. If under the lower lid, turn it down, and remove in the same manner. If a particle of lime has got in the eye, care should be taken not to use water to remove it. A weak solution of vinegar should be used. When the foreign body has been removed, *Aconite* should be given every half-hour, and *Calendula lotion* may be applied to the eye on lint or soft linen. The patient should avoid rubbing the eye to remove a foreign body.

In the Ear.—If any insect gains admission to the ear, it may be killed by pouring in a few drops of olive oil. If a body such as a pea, bead, etc., is the offender, a piece of wire, with the tip slightly bent to form a hook, should be introduced *above* the foreign body, so that it may be turned out easily.

88.—Bloodshot Eye.

TREATMENT.—Two or three doses of *Aconitum* every three hours, and the eye frequently bathed with tepid water. If from mechanical causes, and there be no abrasion of skin or mucous membrane, *Arnica lotion* (six drops of strong *tincture* to a wineglassful of water) may be used. *Arnica* may also be administered internally. If the condition be chronic, or recur without mechanical injury, *Arsenicum*, thrice daily, should be administered.

89.—Broken Bones (Fractures).

SYMPTOMS.—A broken bone may generally be detected by having felt it *snap*; there may be some deformity, such as bending, or shortening; and if the

upper end of the bone be held firmly by the hand, the lower part may be moved independently, and if the broken ends are rubbed against each other, a grating noise may be heard. There will further be pain and loss of power in the injured part.

CAUSES.—*Mechanical violence* is the most frequent; but old age, paralysis and prolonged disuse of a limb render bones liable to break from trifling causes.



F. G. 4.

TREATMENT.—Before moving the patient, a temporary splint should be adjusted in order to prevent the certain jolting that would occur. Anything that will give support to the injured limb without adding much weight to it will do. If the fracture is in the forearm, it should be immediately supported by a sling, which may be made with a handkerchief and tied round the neck. If it is the leg that is injured, a roll of music or newspaper

may be used to encircle the limb, or an umbrella or walking-stick may be placed at the side of the leg, and secured in position by means of three or four handkerchiefs.

The patient should now be raised gently, the injured part being supported, and special care taken to prevent the broken bone being forced through the flesh and skin. He should be placed on a stretcher or litter and




FIG. 5.

taken to his home or to a hospital. A litter may be made of a couple of poles and a horse-cloth or sack; even a door or hurdle may serve the purpose. Placing on this, and carrying by two men, is much better than removing him in a cart or carriage. It is important *not to be in a hurry*, as an injury is often greatly aggravated by carelessness or too hurried measures. When a surgeon is within a moderate distance, after making

the patient as comfortable as possible, it is better to wait for him to superintend the moving.

If there be a wound in the skin and much bleeding, see "Wounds."

When the patient has been placed on a firm bed or mattress and the injured part examined, the surgeon will bring the broken ends of the bone into close apposition in their natural form, and, having done so, maintain them in perfect contact and at rest, till firm union has taken place. To maintain the proper shape and length of the limb, *bandages, splints* and various apparatus are required. Beyond the mere management of such accidents, however, till he arrive, only a surgeon can treat such cases.

Broken Ribs require a *flannel* bandage about two hands broad round the chest, and shoulder-straps to keep it up. A rather tight-fitting bandage lessens the movement of the chest in breathing, and is a great comfort.

90.—Sprain.

TREATMENT.—In severe cases the chief point is to keep the parts at perfect *rest*, by means of a roller nicely applied, or controlling the motions of the joint by a splint. In simple cases the application of rags, saturated with *Arnica* or *Rhus* lotion and covered with a piece of flannel, will hasten the cure. The use of oil silk should be avoided as dangerous. In all cases *Arnica* or *Rhus* should be given internally. When the pain and swelling subside, the joint may be partially liberated, and gentle motion allowed; but the greatest care must be observed for several weeks in using the limb, or the cure will be rendered difficult and tedious.

91.—Fatigue and Overexertion—Blisters.

If the feet be swollen or blistered, or the ankles ache after walking, a warm foot-bath may be used, to which a teaspoonful of the strong tincture of *Arnica* has been added, the relief afforded being immediate and permanent. If the hands or wrists ache after excessive or unaccustomed exertion, they may be bathed in about a pint of water, to which twenty or thirty drops of *Arnica* have been added. If necessary, in one or two hours the application may be repeated. In muscular fatigue from long-continued or short but severe exertion, affecting the hips, thighs, etc., a hip-bath, containing a drachm of the strong tincture of *Arnica*, is an excellent remedy. The patient should remain in the bath about five minutes. Whatever kind of bath is used, and to whatever part it is applied, it should be *warm* if used in the evening or immediately after exertion, but *cold* or tepid in the morning. Apart from the external use of *Arnica*, that remedy should always be taken internally, as it has a wonderfully restorative effect in such cases. Alcoholic drinks should not be taken after a fatiguing day. The formation of blisters may be prevented by wearing easy but well-fitting boots, that have become shaped to the feet, made of soft upper leather and stout soles. After the evening bath, whiting should be rubbed into the feet. Before starting in the morning, spirits may be rubbed into the soles, heels, and sides of the feet. Before taking very long walks it is a very good plan to soap the insides of the stocking feet. Silk stockings covered with woolen ones will lessen the friction. Woolen stockings are greatly to be preferred to cotton when silk cannot be obtained.

92.—Poisons.

When it is known that a poisonous substance has been swallowed, immediate treatment should be proceeded with. A few minutes' delay may cause the loss of the patient's life.

There are two classes of poisons—one in which an emetic may be given, the other where an emetic must be avoided.

1. Where there are no signs of burning or corrosion about the mouth or lips, give an emetic.
2. Where these signs are present, an emetic *must not* be given.

If an acid has been swallowed—oil of vitriol (sulphuric acid) is the most common—this burning or staining on the lips will be seen. Dissolve some common baking-soda (the bicarbonate) or washing soda, in some water, and give the patient immediately. If neither of these is obtainable, scrape some plaster from the wall, mix it with water, and give this. A dose of castor oil may be given afterward. Milk, or gruel made with milk, should be given to allay the great thirst accompanying this form of poisoning. If an alkali has been swallowed—potash, soda, ammonia, hartshorn, etc.—acids must be employed. Vinegar, mixed with half its quantity of water, or diluted lemon juice may be given freely, alternated with olive or salad oil.

If a metallic poison has been taken, such as arsenic, antimony or copper, an emetic of mustard and warm water should be given at once. If corrosive sublimate or white precipitate be the substance swallowed, give an emetic, and follow this with white of egg, beaten

up in water. This is the direct antidote, and may be given in any quantity. *Belladonna* (deadly nightshade), *Digitalis* (foxglove), *Fools' parsley* (hemlock) are sometimes eaten by children. Give an emetic of mustard and water, followed by hot coffee or tea, and keep the patient warm.

The following is a convenient emetic: For a child, a teaspoonful of mustard to a teacupful of warm water; for an adult, a tablespoonful of mustard to a breakfast-cup of water. This may be repeated as often as necessary, so as to empty the stomach as completely as possible.

Poisoning by opium (laudanum). It is most important to keep the patient from sleeping; once let sleep overtake him, and his chances of recovery are indeed small. An emetic should be given. The patient should then be made to walk up and down in an airy place, supported by an attendant on each side (who can be relieved if necessary), for an hour or more, until he can sit down without going to sleep. As soon as he can swallow, he should be given some hot and strong coffee, but alcohol in any form must be avoided. Opium is specially dangerous to children, even in small doses. The same treatment may be used, but, in addition, rubbing the limbs with hot flannels should be practiced.

PART III.

CONCISE MATERIA MEDICA.

IN this part we have only pointed out a few of the leading indications for the use of the principal remedies, including the Twelve Tissue Remedies. Many, such as *Acon.*, *Nux vom.*, *Ars.*, *Sulph.*, etc., are termed *polychrests*, medicines possessing curative power in many diseases.

In prescribing for so many complaints from such a limited list of remedies, it is necessary to remark that the Homœopathic Materia Medica now includes several hundred medicines; domestic practitioners, therefore, who restrict themselves to these forty or fifty, must not, in cases of failure, conclude that they have exhausted the resources of Homœopathy, or despair when so wide a range of appliances is available to the professional man.

Many missionaries in foreign lands, as well as persons at home, desirous of spreading the benefits of Homœopathy among the poor, or in districts distant from a physician, have sought instruction from the author of this Manual, and during the number of years that have elapsed since the first edition of this little work was published, not a few have been actively engaged in restoring to health multitudes from those classes who need and claim such aid.

1. *Aconitum napellus*.—The English names of this plant are *wolfbane* and *monkshood*, because its beautiful flowers resemble the hood which monks used to wear. "This medicine," writes Hempel, "constitutes the backbone, as it were, of our *Materia Medica*," there being scarcely an acute disease in which it is not more or less required.

The prominent uses of *Aconitum* are as follows: All *feverish and inflammatory affections*, chiefly at their commencement, and often during their course. Its especial indications are thirst, and *dry, hot skin*; chills and shiverings, succeeded by burning heat; strong, rapid pulse; *restlessness, anxiety*, flushing of the face; pain; quick or labored breathing; dry cough, with fever; deficient, hot, and high-colored urine; first stage of cold in the head, etc. It probably surpasses all other known remedies in its power of controlling the circulatory system, and triumphantly supersedes the lancet and the leech. "To enumerate," says Dudgeon, "the diseases for which it is suitable would be to mention the acute inflammation of every possible order and tissue of the body; and if it be not for all of these the sole remedy, it is almost always useful either previous to, or in alternation with, another remedy which has perhaps a more specific relation to the part affected." Had Hahnemann's labors been limited to the discovery and demonstration of the wide curative power of this great remedy, they would have entitled him to the gratitude of countless myriads of his fellow-creatures in every succeeding generation. He most appropriately ranks it as first and foremost in his *Materia Medica*, not because its name begins with the first letter of the alphabet, but because of its transcendent power and

extended sphere of action: he terms it a most precious plant, whose efficacy almost amounts to a miracle.

2. **Antimonium crud.**—This remedy is chiefly valuable in affections of the mucous membrane and the skin, and more especially when they are *concurrently* diseased.

It is indicated when the *mucous membrane* of the stomach and alimentary canal is loaded with mucus, producing *eructations*, foul, bitter, or tasting of the food; in nausea, with occasional vomiting; fetid flatulence; loss of appetite; constipation, alternating with diarrhoea; mucous discharge of the anus; secretion of tenacious mucus, with much hawking for its removal; milky-white tongue; slow digestion, with drowsiness, loss of strength, etc. It corrects that unhealthy condition of the digestive organs which favors the production of *worms*.

Its skin indications are pimples or blotches; rough irregular eruptions on the nose or cheeks; ill-conditioned, unhealthy appearance.

3. **Apis mell.**—*Rapid swelling* (œdematous) of various parts; *erysipelas*, with great œdema; *nettle-rash*, and itching-stinging eruptions, with swelling; stings; hoarseness and dry cough, with urinary difficulties; frequent urging and inability to pass water; dropsy after scarlet fever, etc.

4. **Arnica mont.**—Its chief uses are in affections resulting from *injuries*, tingling of the skin, convulsive and spasmodic affections, lock-jaw, active discharges of blood, vomiting and spitting of blood, and other complaints from *bruises, falls*, etc.; severe concussions, such as often occur in railway accidents, or in the hunting field, without leaving external marks of violence;

pains, supposed to be rheumatic, from long, heavy, physical toil; concussion of the brain; immediate treatment after operations and childbirth; rheumatic pains; stitch in the side; fatigue; chilblains, with hot swelling and tingling; swelling of the breast, soreness of the nipple, etc.

EXTERNAL USE.—*Bruises, concussions, incisions, fractures, sore nipples, after extraction of teeth, etc.*—The discoloration, stiffness, swelling and soreness consequent on *bruises* by blows or falls may be almost entirely prevented by the *prompt* use of this remedy. Its striking and rapid remedial effects, however, depend greatly upon the promptitude with which it is applied after the injury.

FORMULA FOR A LOTION.—Ten to twenty drops of the strong tincture to about half a teacupful of water; the bruised parts should be bathed with this lotion, or cloths, saturated with it, applied and covered with dry cloths to prevent evaporation. Generally, *Arnica*, as prepared for internal use, will hasten the cure, and should be administered at the same time.

CAUTION.—In some constitutions the application of *Arnica lotion* produces a very troublesome eruption closely resembling *erysipelas*. For such constitutions, *Ruta grav.* or *Hamamelis virg.* is a safer and better remedy. *Arnica* should never be applied when the skin is broken, nor should it be diluted with *hot* water. *Arnica oil* is an excellent preparation for rheumatic pains, stiffness and soreness, especially useful in chronic rheumatism and aching joints.

Arnica cerate is the best preparation for cuts and wounds as a dressing, after the lotion has been applied.

Arnica plaster is medicated, adhesive or court plaster, and preferable on that account.

5. **Arsenicum.**—*Cold, influenza, asthma, bronchitis, with difficult expectoration, wheezing breathing, etc.; fevers—intermittent, typhoid and putrid—with great thirst, debility, etc.; diseases marked by depressed and almost exhausted vitality; cholera, in the more violent forms of the malady; diseases of the stomach and bowels, especially when accompanied by great prostration or burning pains; severe vomiting, diarrhoea, with watery, green or dark burning motions; skin diseases, particularly those of a scaly nature; eruptions about the mouth and other parts, attended with burning, and the discharge of a thin, watery fluid; old or obstinate ulcers, with burning or itching, or with a bloody, thin, or fetid discharge; and dropsical complaints.*

6. **Baryta carb.**—Quinsy; chronic enlargement of the tonsils.

7. **Belladonna.**—This medicine almost ranks in importance with *Aconite* in *inflammatory* diseases, characterized by *bright-redness* of the parts, *pain*, intolerance of light and sound, and other brain symptoms. It is often required after *Aconite*, in inflammation of the *eyes*, with dilated pupils, dread of light, etc.; *sore throat* with redness and sense of rawness; toothache, with throbbing, and congested face; complaints marked by *congestion in the head*, or with convulsions, neuralgia, and *delirium*. Affections of the *brain* and nervous system; eruptive fevers, especially *simple scarlatina* and erysipelas; *violent headache*, especially frontal, with throbbing and redness, aggravated by movement; rheumatic inflammations with hot swellings, and swollen glands. Its power in *preventing* attacks of epidemic scarlatina, as well as of curing that disease, has been abundantly established by facts.

8. *Bryonia*.—*Pleurisy; pneumonia; dry, severe cough, with a sensation of tickling under the breast-bone; cold in the chest; stitches, and shooting pains in the chest, acutely increased by coughing, a deep inspiration, or even movement; derangements of the liver and bowels; lumbago, sciatica, rheumatism of the joints, and all rheumatic affections in which the pain is aggravated by movement; bilious headaches, rheumatic fever, jaundice, etc. The prominent gastric symptoms are waterbrash; bitter or sour risings; pressure on the stomach, or sensation as if a stone were there; and constipation from inertia of the bowels. An irritable temper, and a gloomy depression of spirits, are additional indications for Bryonia.*

9. *Calcarea carb.*—This remedy is chiefly used in *scrofulous, rickety and tuberculous* affections. Glandular swelling of the neck and abdomen; eruptions around the eyes, and agglutination of the lids; *difficult or delayed dentition, with heat and swelling of the gums; deafness, with snapping and roaring noises in the ear, and chronic disease of the ear; chronic diarrhoea; incipient consumption of the bowels; swelling of the mesenteric glands; cough, with fetid or bloody expectoration, or difficult breathing; obesity, from a lax condition of the tissues, or, on the other hand, emaciation; diseases of females, when the menses appear too soon and are too abundant; sterility; leucorrhœa; chronic headache, worst in the morning, from mental fatigue; also in inveterate and obstinate diseases of the bones (rachitis) and skin. As a general rule, Calcarea is best adapted to affections of women and children, and to chronic diseases.*

10. *Calendula (marigold)*.—This remedy is used ex-

ternally, and exerts a most favorable influence in promoting the union of wounds with the least resulting scars, and with the smallest amount of supuration. *Cuts*, whether accidental or inflicted in operations, or injuries in which *the flesh is much torn*, and which do not heal without the formation of matter; wounds penetrating the joints, etc. In such cases it is much preferable to *Arnica*, especially in constitutions having a tendency to erysipelas. It controls hemorrhage and relieves the pains attending accidents.

FORMULA FOR A LOTION.—A teaspoonful of the pure aqueous tincture to about half a teacupful of water. *Calendula cerate* is the most useful application to aid the healing process.

11. **Camphor, Homœopathic Tincture of.**—This remedy is valuable in the *invasive stage of influenza* (when its administration will often terminate the complaint); derangements in general, with *chilliness and shivering*; *malignant cholera*, in the *incipient stage* of the disorder; excessive, *sudden* prostration of the nervous system from any cause; fainting and dizziness; cramps in the arms, legs, or abdomen; severe purging. "It is antidotal to almost all the drastic vegetable poisons; relieves strangury; procures reaction from cold, congested conditions; is the great anti-choleraic; and quiets nervous irritability sometimes better than *Coff.*, *Ign.* or *Hyos.* This is its whole clinical value—and a great one it is—in a nutshell" (*Holcombe*).—In *sudden attacks*, two drops on a small piece of loaf-sugar, repeated every fifteen or twenty minutes, for three or four times; in *cholera*, four drops, administered in the same manner, every ten, fifteen or twenty minutes. The strongest (*Rubini's*) preparation is the best. In consequence of

its volatile properties, it must be kept separate from all other homœopathic remedies.

12. Cantharis.—Affections of the *urinary organs*; pain in the loins; scanty, *scalding*, and even bloody urine; tenderness about the bladder; stranguary; suppression of urine from acute congestion, etc.

EXTERNAL USE.—In burns and scalds with threatened or actual blisters.

FOR A LOTION.—Ten drops of the strong tincture to a teacupful of water. *Cantharis cerate* is the best local remedy for chilblains, burns or scalds.

13. Carbo veg.—Affections of the *digestive organs*, with oppression after eating; *flatulent distension of the stomach*, with acidity or heartburn; burning and contractive pain and emission of *fetid flatulence*; a burning sensation in the lower bowel; tendency to diarrhœa; piles; worms; toothache, with spongy or ulcerated gums; hoarseness, loss of voice, and sensitiveness to variations of weather; chronic nettlerash; itching and burning of the skin; unhealthy, burning, fetid ulcers. *Carbo veg.* counteracts the injurious consequences of *Mercury* and *Quinine*.

14. Chamomilla.—Diseases of children and women affecting the nervous, biliary, and uterine systems. *Convulsions*, arising from teething, anger, or pain in the bowels; neuralgia, with tearing, dragging and lancinating pains; toothache, the pains being worse at night, tearing and stitching, with swelling of the cheeks, and a feeling as if the teeth were elongated; *difficult dentition*, when one of the cheeks is red and hot, the gums swollen and sensitive, the child irritable, and convulsions are indicated; *diarrhœa of children*, from cold or teething, when the motions are watery, slimy, *green*, or yellow,

and preceded by cutting pains; dentition-fever, with crossness, restlessness, and irregular circulation, one cheek being hot, the other cold; *catarrhal* cough of children, with hoarseness and rattling of mucus in the throat. The action of this remedy upon the sexual system of women is very marked, especially in *dysmenorrhœa*, and in various derangements during pregnancy; after-pains. Also for the consequences of passion, and when pain seems to be intolerable, owing to the extreme sensitiveness of the patient.

15. *China* (*Peruvian bark*). — Weakness, with easy perspiration consequent on exhaustive discharges—loss of blood, diarrhœa, prolonged nursing, sexual excesses, etc.; consequences of intermittent and other miasmatic fevers, purgatives, mercury, broken rest, etc. It is specific to many forms of fever of a *periodic* type; debility marked by disposition to sweat; exhausting night-sweats; diarrhœa, especially summer diarrhœa, with or without pain, and when the discharges are slimy, bilious, or mixed with undigested food, and very offensive; loss of appetite; bilious taste; flatulence; jaundice; enlargement of the spleen, with a dirty-yellow complexion; debilitating seminal emissions from sexual vices, with undue excitement of the sexual instinct, in patients weak, low-spirited, and dyspeptic.

16. *Cimicifuga rac.*—*Rheumatic* affections chiefly of the left side, especially when there are uterine difficulties or irregularities; *nervousness*; pains in the left side below the breast in females; pain in the lumbar region; crick in the back; headache, with aching pain in the eyeballs; palpitation of the heart; sinking at the stomach (not of gastric origin); disorders of pregnancy and the critical age, etc.; menstrual troubles, especially painful menses.

17. **Cina.**—Homœopathic to the condition which produces intestinal parasites, and to affections arising from their irritation; especially *threadworms*, indicated by picking the nose, grinding the teeth, convulsions and spasms, voracious appetite alternating with poor appetite, itching at the seat, diarrhœic motions, discharge of worms, wetting the bed, cutting pain in the abdomen, hoarse, hollow cough in children, and other symptoms from verminous affections.

18. **Coffea.**—Morbid sensitiveness and irritability of the nervous system, especially the effects of joy; fretfulness and *wakefulness* of children; nervous toothache; almost insupportable labor-pains or after-pains; nervous sufferings of highly excitable children or hysterical women.

19. **Colocynthis.**—This drug has not a wide range of action, and is chiefly prescribed for griping, *flatulent colic*, with diarrhœic evacuations; *neuralgia*, *sciatica*, etc.

20. **Cuprum.**—Derangements of the nervous system, *cramps*, *convulsive movements*, etc.; St. Vitus' dance; epilepsy, with violent convulsions, paleness of the face, dizziness, and great debility; general nervous affections, accompanied by spasm and emaciation; cramps and vomiting of cholera; extreme pain in the bowels, with prostration, sallow complexion, and vomiting; some cases of whooping-cough, etc.

21. **Drosera.**—*Whooping-cough*, with suffocative symptoms vomiting, or bleeding from the nose, especially when the "whoop" has become fully developed, and after the use of *Ipec.* and *Bell.*; also in *spasmodic cough* generally, with a tickling sensation in the throat, vomiting or wheezing breathing, and a feeling of suffocation.

22. **Dulcamara.**—Various affections—cold in the



head, nausea, catarrh of the bladder, mucous diarrhoea, etc.—from *damp* or a thorough wetting; itching and stinging eruptions of the skin, and other conditions following a cold. If taken immediately after exposure to damp, *Dulc.* will often prevent the ordinary consequences of a cold.

23. Gelsemium.—This drug has a sphere of action midway between that of *Acon.* and *Bell.* Under the *nervous* system, it is useful in nervous shiverings without chilliness; excitement of hysteric patients; languor, etc., from night-watching; neuralgic faceache, with twitchings of the muscles near the affected part; spasmodic croup, when *Acon.* fails or the brain is involved; simple sleeplessness of children, or from mental excitement. In *scarlatina* it is useful when *Acon.* or *Bell.* fails to bring out the eruption bright, especially in young children; also in this and other fevers when there is a tendency to *remittency*. Weakness of sight, with dimness or double vision, with dull heaviness in the head, and dizziness; palpitation of the heart; pure nervous toothache—many ailments of children during teething, as sleeplessness, pain with sudden outcries, spasm of the glottis, etc.; wetting the bed; acute pain in the muscles, from overexertion, etc.

24. Hamamelis.—Varicose veins; *hemorrhage from veins*; painful and *bleeding piles*; tendency to hemorrhage from various parts; vicarious menstruation; dysmenorrhœa from disease of the ovaries; discoloration, as from a bruise.

EXTERNAL USE.—*Ham.* is sometimes a good substitute for *Arn.* when the latter does not agree with the patient. It is a good application for chilblains, bleeding piles, etc. One part of the strong tincture to four of

water, or the Distilled *Extract of Hamamelis* may be used, one part to three of water, especially in all kinds of hemorrhages.

25. Hepar sulph.—This is a compound of *Sulphur* and *Calcarea*, and has points of resemblance to each, influencing the *skin* like *Sulphur*, and the *glands* like *Calcarea*. It has also an action differing from either of these remedies separately. It is chiefly prescribed in *inflammatory affections of the windpipe and air-passages*, croup, wheezing breathing, hoarseness; consumptive coughs, etc.; also for *scrofulous enlarged glands* discharging matter; abscesses; scaldhead; salivation and other consequences from large doses of *Mercury*. Like *Silicea*, but to a less extent, it favors the *suppurative* process.

26. Ignatia.—This remedy is valuable for the consequences of *grief* in persons, females particularly, of a highly sensitive temperament, who often change from high spirits to a low state of despondency; nervous headache; *hysterical*, convulsive or spasmodic disorders, consequent on grief, disappointment or ill-humor, with the sensation of a ball rising in the throat (*globus hystericus*); nervous affections of girls at puberty, and women at the critical period; also some of the symptoms of *hypochondriasis* in the male sex; convulsive affections of infants and children from worms; prolapsus ani, etc.

27. Ipecacuanha.—Chiefly useful in affections of the *respiratory* and *digestive* organs. Spasmodic, suffocative cough with tickling in the throat, sometimes with nausea, vomiting, bloody expectoration or bleeding from the nose; *spasmodic asthma*, especially at night; *whooping-cough*, during the spasmodic stage, with rattling breathing; hay-fever, and some varieties of bronchitis. Derangements of the digestive organs, characterized by

simple *nausea and vomiting*, with or without diarrhœa; colic, with loose, fermented or dysenteric stools, especially in children. *Hemorrhage* from various organs, the blood being bright-red, with anxiety, pale face, vomiting, and much nausea.

28. Kali bich.—*Affections of the mucous membranes and the skin.* On the respiratory mucous lining it has great power, especially in *chronic bronchitis*, with much tough, stringy mucus, difficult to expectorate; cough, with wheezing, difficult breathing; chronically ulcerated throat; *hoarseness*; *chronic catarrh*; croup; *polypus of the nose*. It is curative in catarrhal and strumous ophthalmia, and in syphilitic affections of the eye. In the digestive tract it is valuable in chronic dyspepsia, with heartburn, *eructations*, nausea, *thickly coated, yellowish tongue*, bitter taste, etc. An additional indication for its use is a simultaneous affection of the respiratory and digestive mucous membrane. Affections of the *skin*, within a sphere of the action of this remedy, are chiefly pustular eruptions, ulcers of the legs (see also *Calendula* as an external remedy), especially of a syphilitic character, and pimples on the face.

29. Lycopodium.—Atonic affections of the digestive organs; pain, sensitiveness or distension of the abdomen; waterbrash; chronic constipation; gravel and stone; moist eruptions; scaldhead; glandular swellings, rheumatic complaints; scrofulous ulcers; loss of hair.

30. Mercurius.—There are various preparations of *Mercury* used by homœopathic practitioners; but in this Manual we have chiefly referred to two, as under:

1. MERCURIUS SOL. — This remedy is prescribed for *glandular affections*, with swelling and sometimes sup-

puration; *sore throat*, with swelling, pain, difficulty in swallowing and ulceration; profuse flow of saliva from the mouth with a fetid odor; thrush; cancrum oris; toothache from decay, with aching, tearing pains, extending to the temples and glands, and a tendency to gumboils; *jaundice*, yellowness of the skin and of the whites of the eyes; *ophthalmia*; agglutination of the eyelids; ulcers on the cornea; discharge from the ears, soreness, deafness; *diarrhœa*, frequent desire to relieve the bowels, preceded by chilliness, with *green*, clay, or various-colored, slimy and offensive, evacuations, especially the diarrhœa of infants and children; torpid liver, with deficient secretion of bile, as shown by pale, fetid and costive motions, dull pain in the right side, poor appetite and dejection of spirits; long round worms; *syphilitic* and scrofulous swellings of the glands in the groins; *gonorrhœa*; syphilis, etc. Two marked symptoms indicating this remedy are aggravation of the pains and general symptoms at night, and profuse perspirations that afford no relief.

2. MERCURIUS COR.—*Dysenteric* affections, with *tenesmus*, burning pains in the abdomen and discharge of blood and mucus; *ophthalmia*.

31. **Nux vomica.**—Functional gastric derangements from a depressed condition of the nervous system, especially the following: *Constipation*, with ineffectual desire for stool; *constipation alternating with relaxation*, the action being *inharmonious and spasmodic*; *water-brash*, *heartburn*, *flatulence*, the symptoms being of a *spasmodic* character; *headache*, with giddiness, flushed face, constipation and other symptoms dependent on gastric conditions; acute indigestion with nausea and violent vomiting, headache, trembling hands and other

affections following intoxication. Chronic congestion of the liver; spasmodic asthma; dry coryza; irritable bladder and spasmodic stricture, from abuse of alcohol. The pains which point to *Nux* arise from *spasm*; and not from inflammation. It is especially valuable in affections resulting from sedentary habits, want of out-of-door recreation, too close brain labor, anxiety and business cares, night-watching, indulgence at table, and the abuse of alcohol or tobacco. It is best adapted to persons of spare habit, firm fiber and of energetic, irritable or hypochondriacal disposition, with tendency to irregular action of the bowels and piles. The symptoms come on or are worse *early* in the morning, and are increased by taking food or by mental effort.

32. Opium.—*Obstinate constipation*, from paralytic obstruction or want of peristaltic action of the intestines; lead colic; paralytic retention of urine; recent affections from fright or sudden violent emotions; *apoplectic* conditions with *stertorous* breathing, and slow and full pulse; *typhus fever* with sleepiness, listlessness and partial retention of urine; general mental and physical torpor. As may be inferred from the last indication, *Opium* is often useful in that nervous insusceptibility through which remedies, although clearly indicated, fail to effect improvement, when by restoring impressionability it places the patient in a condition to be benefited by the appropriate remedy.

• **33. Phosphorus.**—Chiefly valuable in affections of the lungs, and in long-continued, exhausting diseases of which the following is an epitome: *Pneumonia*, especially in children; chronic bronchitis, with considerable constitutional irritation; hoarseness; *dry cough*, or cough with expectoration of mucus, sometimes with

blood; chronic cough; *consumption*, in which it is of signal use, moderating the cough, diarrhoea and congestion of the lungs; chronic *wasting*, *diarrhoea* and *hectic*; chronic inflammation of the stomach and bowels; atrophy of the liver and other hepatic affections; malignant jaundice; fatty degeneration in any part; typhus and other fevers, with want of vital reaction; also *physical* and *nervous weakness* from loss of animal fluids, especially from *sexual excesses* and *self-abuse*.

34. Podophyllum.—Biliousness, diarrhoea, watery, especially urgent in the morning, and prolapsus of the bowels.

35. Pulsatilla.—*Mucous dyspepsia*, with thickly coated rough tongue, nausea and vomiting of bile, mucus, or of a bitter, sour fluid, with diminished or altered taste; indigestion from fat, pork, pastry or other rich food; mucous diarrhoea, with little pain, chiefly at night; heartburn. It assists in cleansing the tongue, moderating the catarrh, and checking the diarrhoea in *measles*, *chickenpox*, *remittent fever*, and other diseases of children. In the *respiratory* mucous membrane it is chiefly useful in *catarrhal* affections and *subacute bronchitis*, with much mucous discharge. *Puls.* is much used in profuse lachrymation, agglutination, twitching, styes and other affections of the *eyelids*, especially of a subacute character, and in scrofulous persons. *Deafness* from catarrh, or following measles, with noises in the ears; earache of children, with purulent discharge. *Varicose veins*, and embarrassed venous circulation, especially during pregnancy. In *gout* and *rheumatism*, it is chiefly indicated when the attacks are subacute, and the pains shift from one part to another. The most remarkable property, however, of this remedy is its action upon the female

sexual system, as in tardy, scanty or suppressed menstruation; leucorrhœa; false, delayed or deficient labor-pains; retained *placenta*; excessive after-pains; suppression of the lochia and a deficient secretion of milk. It is also useful in *swollen testicle* and other affections of the male organs. Generally, however, *Puls.* is more suited to the female sex, or rather to persons of gentle dispositions or fair complexion, easily excited to laughter or weeping, and with a tendency to *relaxation* rather than constipation.

36. Rhus tox.—This remedy is chiefly used in *rheumatism* and in *affections of the skin*. Rheumatism, subacute and chronic, worse during rest and on first attempting to move, but relieved after a little movement; lumbago, especially after the use of *Acon.*; rheumatism; sciatica; paralysis, partial or complete, especially from exposure of the back to damp and cold; *vesicular erysipelas*; chickenpox; ringworm; shingles; scaldhead, etc. *Rhus* is valuable in *sprains, injuries to ligaments, tendons*, joints and the membranes investing the joints; also in extensive *superficial burns*. The *stings* of insects, old chilblains and sometimes warts are relieved or cured by it.

37. Spongia.—We have inserted this remedy in our list, not because it is in very frequent demand, but because it ought to be at hand *whenever* required.

Its grand use, alone or more generally in turns with *Acon.*, is in croup, especially in the earliest stage, when it will frequently terminate an attack in a short time. It is also useful in dry, hard, barking cough, worse at night; hoarseness, with dry cough and obstructed breathing; croupy cough, such as frequently precedes or follows croup; goitrous enlargements, etc.

38. Sulphur.—This drug has a specific action upon the *skin*, and less so upon the mucous membranes; in a minor degree it affects all parts of the animal economy. In affections of the skin, it is indicated by an irritation or itching, which yields an agreeable sensation on scratching, and is aggravated by the warmth of bed; eruptions, chiefly papular, but sometimes vesicular; boils, preventively and curatively; chilblains; whitlows; scaldhead, and in many *scrofulous affections*. *Sulphur* is strictly homœopathic to boils, since it is well known that they often result from the excessive use of this drug, as in drinking sulphur-waters. In affections of the *mucous tract*, *Sulphur* is chiefly required in those of the eyes, the urethra, and the rectum, as in *strumous* and *catarrhal ophthalmia*; incontinence of urine; chronic gonorrhœa; prolapsus of the womb; burning and *itching of the anus*; *piles and chronic constipation*.

Sulphur is often of service in arousing dormant nervous energies, so as to render the system susceptible to the action of medicines indicated.

39. Tartar emetic.—The chief sphere of action of this medicine lies in the *mucous membrane*, the *lungs* and the *skin*. In large doses it produces a kind of catarrhal inflammation, beginning in the lining membrane of the throat, and extending to the trachea and bronchial tubes, and even exerting its irritant influence on the lung tissues themselves. Clinical experience has amply proved its value in certain inflammations involving these parts, especially in *catarrhal croup*, *bronchitis* and *pneumonia*.

On the skin it causes a pustular eruption resembling that of *smallpox*. It also produces vomiting, and that peculiar alteration of the blood which is character-

istic of smallpox. As it might be supposed, then, *Tart. emet.* has been found a remedy of the first importance in this disease, and, if timely used, scarcely requires the aid of any other medicine. The vomiting to which this remedy is homœopathic is nervous and sympathetic rather than gastric, and is attended by *nausea*, cold and pale skin, and great prostration.

40. Veratrum album.—*In autumnal diarrhœa*, when vomiting is superadded to the purging; English and Asiatic cholera; diarrhœa and painful gripings; violent vomiting and purging, short of that sudden deadly collapse which indicates *Arsenicum*. Cramps in the bowels or limbs; headache with vomiting; cold sweat and coldness of the whole body; black vomit; great weakness and convulsions; vomiting during pregnancy. It is often beneficial in the convulsive stage of whooping-cough.

41. Veratrum viride.—*Fever*, with *severe headache* and brain symptoms, *rapid pulse*, and *sickness*; remittent fever of infants; the invasive stage of scarlatina, measles, etc., with head symptoms as above; *erysipelas*, especially the vesicular variety; here it may also be applied externally—thirty drops of the strong tincture to half-a-pint of water—congestion of the head during teething; pneumonia, etc. Inflamed corns, bunions, etc., may be touched with the strong tincture.

Antidotes.

In the event of an overdose of any of the above medicines having been administered, two drops of the strong *Tincture of Camphor* or a strong infusion of *Coffee* will generally arrest any unpleasant consequences.

THE CHIEF USES OF THE TWELVE TISSUE REMEDIES.

1. **Ferrum phosphoricum** (*Phosphate of Iron*).—All ailments arising from disturbed circulation, fevers, inflammations, congestions; thus whenever heat, pain, redness, throbbing, quickened pulse are present. The first stage of all acute diseases, colds, pneumonia, pleurisy, bronchitis, croup, diphtheria, diarrhœa, rheumatism, etc. It is the best and surest remedy for colds on the chest in children, whether simple catarrhal affections or going on to pneumonia. Nosebleed always calls for it, or any hemorrhage from any orifice of the body. Compare with *Aconite*, *Gelsemium* and *Veratrum viride*.

2. **Kali muriaticum** (*Chloride of Potash*).—All ailments characterized by exudations, infiltrations, swellings, during the later stages of acute diseases; thus, *after* or in alternation *with Ferrum phos.* All ailments accompanied by a white or gray coating of the tongue; thick white discharge and expectorations, skin diseases, dysentery, etc. An excellent constitutional remedy for old chronic ailments, hereditary complaints and dyscrasias. Compare with *Bryonia*, *Mercurius* and *Pulsatilla*.

3. **Kali phosphoricum** (*Phosphate of Potash*).—The great remedy for all forms of nervous debility. It is indicated in all diseases or symptoms arising from want of nerve power, brain exhaustion, neurasthenia, sleeplessness, want of energy, irritability, lack of confidence,

gloomy forebodings, morbid fears, hysteria, hypochondriasis, melancholy, etc. Nervousness. Neuralgia and pains generally, especially in those who are run down. Headaches in delicate and excitable, nervous patients. Paralyzing pains in limbs. Also the remedy for *very offensive* discharges, offensive ulcers, etc. It is the remedy for all nervous people, curing their headaches, neuralgias, sleeplessness, despondencies and pains. Compare with *China*, *Ignatia*, *Lachesis* and *Phosphorus*.

4. Kali sulphuricum (*Sulphate of Potash*).—A want of this salt causes yellow, slimy deposit on the tongue, slimy, thin, decidedly yellow or greenish discharges and peeling of skin. Useful in any ailment where this condition prevails, especially if patient is worse toward evening, and in heated room. Catarrhs from any mucous membrane—head, vagina, etc.—when secretion is yellow and slimy. Frequently called for toward the end of a cold, when the discharge is profuse and comes up easily. Compare with *Pulsatilla*, *Antimonium crud.* and *Sulphur*.

5. Magnesia phosphorica (*Phosphate of Magnesia*).—Chief remedy for nervous complaints of a spasmodic nature. All ailments with intense pain, darting, spasmodic, constricting. It is the great anti-spasmodic remedy, hence useful in convulsions, colic with flatulence, St. Vitus' dance, spasmodic cough, cramps, neuralgia, palpitation, toothache, writer's cramp, etc. Chief remedy for baby's colic. Compare with *Colocynthis*, *Belladonna*, *Ignatia* and *Coffea*.

6. Calcarea phosphorica (*Phosphate of Lime*).—The great remedy for the young and growing. Indispensable during dentition and puberty. The tonic after acute diseases and for constitutional weakness, consumption,

emaciation, bone diseases and all ailments that prove obstinate. Slowly developing, weak children, chlorosis and difficulties during menstruation; leucorrhœa and pains during menses, especially in young girls. The great remedy for transition periods of life—dentition, puberty, old age. Compare with *Phytolacca*, *Chamomilla* and *Silicea*.

7. Natrum sulphuricum (*Sulphate of Soda*).—Acts on the cells of the liver and kidneys, and regulates the amount of water in the tissues. Biliousness, headache with vomiting of bile, bitter taste, diarrhœa, gravel, sandy urine, intermittent fever, dropsy, diabetes, liver troubles; troubles arising from living in damp places. Compare with *Podophyllum*, *Bryonia* and *Nux vom.*

8. Natrum muriaticum (*Salt*).—Is found in all the tissues of the body. Useful for all pains, such as indigestion, etc., when accompanied by either flow of saliva or increased secretion of tears, vomiting of water or clear mucus. Catarrhs with frothy, watery mucus or blisters. In all catarrhs where the secretion is clear and transparent. Headache, costiveness, intermittent fever, with catarrh of the stomach. Compare with *Arsenic* and *Rhus*.

9. Natrum phosphoricum (*Phosphate of Soda*).—Is the remedy for those diseases that arise from an acid condition of the system. It is especially suited to young children who have been fed with too much sugar, and suffer from acidity. Dyspepsia, acid risings, sour vomiting, greenish, sour diarrhœa, tongue is coated with a yellow deposit and thick like cream. Whenever this condition is present, no matter what disease, this remedy will prove curative. For worms and complaints caused by their presence. Compare with *Cina*, *Mercurius* and *Antimonium crud.*

10. Calcarea fluorica (*Fluoride of Lime*).—A disturbance of the equilibrium of the molecules of this salt causes a dilatation and relaxed condition of elastic fibers, hence useful in varicose veins, hemorrhoids and vascular tumors. Also in hard bony swellings. For piles; if they are apt to bleed it may be advantageously alternated with *Ferrum phos.* Compare with *Silicea*, *Hamamelis* and *Pulsatilla*.

11. Calcarea sulphurica (*Sulphate of Lime*).—Acts on the connective tissue and is the most useful remedy in suppurations. Abscesses, mattery discharges, tubercular ulcers, rheumatism. Compare with *Hepar*, *Calendula* and *Silicea*.

12. Silicea (*Quartz*).—Is useful in suppurations, but it promotes the formation of pus, maturing abscesses, while *Calcarea sulph.* comes in later to heal the wound. Diseases of the nervous system, paralytic symptoms, spasms, rheumatic pain in limbs, etc. Compare with *Rhus* and *Calcarea*.

PART IV.

CLINICAL DIRECTORY.

THE object of the Clinical Directory is to enlarge the utility of this Manual by prescribing for numerous diseases and conditions, arranged alphabetically, that could not otherwise be included in the work, and to give at a glance some of the leading remedies that the author and other physicians have found valuable in practice.

To use this portion intelligently, it is essential to possess a knowledge of *Materia Medica*, as it is only intended to *refreshen the memory* of the initiated, or to consult it always in connection with a good work of that description.

While we have endeavored to arrange the *remedies* in the order of their importance, or in that in which they are most likely to be required, our success cannot always be taken for granted; and, indeed, in some cases, our necessarily brief list may not include the true homœopathic remedy at all. Individuality and idiosyncrasy may greatly modify the choice. The perfection of prescribing lies in a concentration of attention on *individuals*, and in bringing into the focus of thought, as it were, the morbid symptoms and signs present, with the various circumstances of parentage, habits of life, proclivities to diseased action, and any peculiarities which may influence the patient.

Finally, we take the liberty to add, the Directory consists of prescriptions that have been largely tested and amply confirmed by clinical (*bedside*) experience.

* * * The contractions *alt.*, *int.*, and *ext.*, signify *alternately with, internally, and externally*, respectively.

CLINICAL DIRECTORY.

- Abscess.**—ACUTE: Bell., Hepar sulph.; Merc.
CHRONIC: Sil., Calc., Sulph., Phos.; Chin. (*excessive discharge*).
MAMMARY: Phytol., Bry. (*for the earliest symptoms*); Bell. *alt.*
Hepar sulph.; Phos. (*chronic cases*); Merc., Chin.
THREATENING: Ferr. phos.
- Acid Dyspepsia (heartburn):** Carbo veg., Bry., Nux vom.; Lyc. (*in elderly persons*); Pulsat., Veratr. alb., Natr. phos.
- Acne:** Kali mur.
- After-Pains:** Sec., Kali mur., Puls., Arn., Cham., Magn. phos.
- Ague:** Chin. or Quin.; Ars. (*chronic*); Veratr. alb. (*severe and obstinate*); Phos. ac., Cedron; Nux vom. or Ipec. (*much gastric disturbance*); Sulph. quin. (*obstinate, symptoms variable*); Ign. (*much chill with frequent paroxysms*); Natr. sulph.
- Alcohol.**—EFFECTS OF EXCESSIVE USE OF: Nux vom., Opium, Ars., Caps.; Ant. tart. (*gastric irritation*); Laches.*
- Alopecia (loss of hair).**—From PREVIOUS ILLNESS, GRIEF, etc.: Phos. ac., Ign., Calc., Sil., Chin., Canth. (*and ext. in pomade*). Thorough brushing with long-bristled hair-brushes.
From MERCURY: Carbo veg., Hepar sulph.
With FREQUENT HEADACHE: Fluor. ac., Nitr. ac., Phos., Sep.
- Amenorrhœa (absent or deficient monthly period):** Puls., Sep., Calc. phos., Conium (*chronic*); Ferr. (*with anæmia*); Senec., Sulph. *See also Menstruation.*
- Anæmia (deficiency or poverty of blood):** Ferr., Chin., Calc. phos.
- Anger.**—EFFECTS OF: Cham., Acon., Bry., Coloc.
- Angina Pectoris (breast-pang):** Ars., Dig., Samb., Veratr. alb., Cact., Laches., Veratr. vir., Strych.
- Ankles.**—SWELLING OF: Ars., Chin., Bry., Phos., Ferr., Apis. *Also rest in the prone posture.*
WEAKNESS OF: Calc., Phos., Sulph., Sil.
- Anus.**—ITCHING OF: Sulph., Nitr. ac.; Cina, Ign. or Merc. (*from worms*); Ars., Acon. (*burning itching with dryness*). Apply *Verbascum ointment*.
PROLAPUS OF: Ign., Nux vom., Podoph., Merc. Local bathing, injections, and carefully returning the prolapsus.
- Anxiety, Care, Grief, etc.**—EFFECTS OF: Ign., Aur., Nux vom., Phos. ac., Puls., Gels., Chin.
- Aphonia (loss of voice):** Acon., Caust. (*catarrhal*); Bar. carb., Phos., Merc.; Ign. or Bell. (*hysterical*); Kali hydr. (*syphilitic*); Arn. (*from overuse*); Ferr. phos.
- CHRONIC: Kali. bich., Hepar sulph., Phos., Carbo veg., Caust., Kali mur.

* See the admirable small treatise on the "Treatment of Alcoholism," by Dr. Gallavardin.

- Aphthæ (thrush):** Borax *int.* and *ext.*; Merc., Ars., Sulph.; Sulphurous acid spray (one part to ten of water); Kali mur.
- Apoplexy:** Acon., Opium, Bell., Glonoin, Nux vom.
- PREDISPOSITION TO: Strict temperance in eating and drinking; avoidance of excitement, haste, heated rooms, etc.
- Appetite—Loss of:** Chin., Nux vom., Puls., Rhus, Ars., Ferr.
- VORACIOUS OR DEPRAVED: Calc., Cina, Nux vom., Sil., Veratr.
- Ascarides (see Threadworms):** Natr. phos., Cina.
- Ascites (abdominal dropsy):** Apoc. can., Ars., Apis, Dig., Chin.
- Asthma:** Ars., Acon., Ipec., Lob., Euphr., Cupr., Sulph.
- Of CHILDREN: Ant. tart., Samb., Ipec., Ars., Cupr., Natr. sulph.
- Atrophy (wasting):** Iod., Calc., Sulph., Phos., Ars., Calc. phos.
- From WORMS: Cina, Merc., Ant. crud.
- Backache.—From EXERTION:** Arn., Rhus, Bry., Gels., Natr. mur.
- From PAINFUL PERIOD: Bell., Puls., Sec., Cocc., Plat.
- From SPINAL IRRITATION: Chin., Ign., Nux vom., Gels., Kali phos.
- See also Lumbago, Menstruation: PAINFUL.*
- Baldness.** *See Alopecia.*
- Barber's Itch:** Ant. tart., Cinnab., Ars.
- Bed-Sores:** Glycerine cream or Calendula lotion; also Calend., Arnica oil, or Arnica plaster. In bad chronic cases a water- or air-bed.
- PREVENTION OF: Washing the parts exposed to pressure morning and evening with tepid water; and, after drying with a soft towel, a little Glycerine or Arnica oil should be rubbed evenly over the parts. When there is much redness, and the skin is unbroken, a little brandy or other spirit of proof strength should be applied.
- Belching (see Eructations):** Chin.
- Bilious Attacks:** Iris (*sick-headache*); Ipec.; Cham. (*in children and excitable females*); Bry., Natr. sulph., Nux vom., Puls., Ars.
- Bites and Stings:** Ledum, Apis, Rhus, Canth., all *int.* and *ext.*
- Black Eye:** Arn. *ext.*, immediately; Ham. (*broken skin or discoloration*); Ferr. phos.
- Bladder.—CATARRH OF:** Ant. crud., Puls., Ferr. phos., Canth., Cann.
- INFLAMMATION OF: Canth., Tereb., Apis, Acon., Ferr. phos.
- PARALYSIS OF: Bar. carb., Nux vom., Ars., Bell., Opium, Kali phos. *See also Urine.*
- Blear-Eyes:** Euphr., Sulph., Puls., Merc., Ars., Calc., Clemat.
- Bleeding (see Hemorrhage):** Ferr. phos.
- Bloody Urine.** *See Hemorrhage:* From the BLADDER.
- Blotches:** Ars., Bell., Hepar sulph., Ant. crud., Graph., Lyc., Clemat.
- Boils:** Bell., Sulph., Hepar sulph.; Arn. (*much pain*); Apis (*numerous and small*); Sulph., Hepar sulph. (*to prevent recurrence*).
- Bones.—CARIES (decay) OF:** Sil., Phos. ac., Sulph., Calc. fluor.
- CURVATURE OF: Calc., Sil., Sulph.
- EXOSTOSIS (*abnormal growth of*): Aur., Merc. iod., Calc. fluor.
- PAINS IN: Merc., Aur., Mez., Ars., Merc. iod., Eup. pur.

- Bowels.**—INFLAMMATION OF: Acon., Bell., Coloc., Merc. cor., Ars., Bry.; also hot fomentations, poultices, or wet compresses.
PAIN IN. See **Colic.** See also **Constipation, Diarrhoea, Anus,** etc.
- Brain.**—CONCUSSION OF: Arn., Acon., Bell.
 CONGESTION OF: Glonoin, Bell., Acon.
 INFLAMMATION OF: Acon., Bell., Veratr. vir., Bry., Hyosc., Opium.
- Breast-Pang.** See **Angina Pectoris.**
- Breath.**—FETID: Merc., Carbo veg., Spig., Aur., Acon., Puls.
 BREATHING.—DIFFICULT. See **Asthma, Bronchitis, Group,** etc.
- Bright's Disease:** Ars., Phos., Merc. cor., Tereb., Canth.
- Bronchitis.**—ACUTE: Acon., Ant. tart., Bry., Ipec., Phos., Kali bich., Ferr. phos.
 In CHILDREN: Phos., Ant. tart., Ferr. phos.
 In the AGED: Carbo veg., Ant. tart., Senega, Squill.
 CHRONIC: Kali bich., Hepar sulph., Phos., Carbo veg., Ars., Kali mur.
- Bruises:** Arn. (*externally*). See also **Contusion and Echyrosis.**
- Bunions:** Veratr. vir., Arn. or Ruta, as a paint. Arnica oil.
- Burns and Scalds:** Canth., Rhus, Kreos. or Urtica, *ext., very dilute*;
 Canth. cerate.
- Cancer:** Ars., Hydrast., Conium, Phytol.
- Canker of the Mouth:** Kali mur., Merc., Ars. (*idiopathic*); Carbo veg., Nitr. ac. (*mercurial*); Sulphurous acid spray, locally.
- Carbuncle:** Bell., alt. Sulph. (*early stage*); Apis (*much swelling*); Ars. (*bad cases*); Acon. (*much inflammation*); Sil. (*indolent*).
- Caries (decay) OF BONES:** Sil., Phos. ac., Aur., Nitr. ac., Merc.
 OF TEETH: Kreos., Merc., Staph., Phos.
- Cataract:** Conium, Phos., Cann., Calc., Sil., Sulph.
- Catarrh.**—GENERAL TENDENCY TO: Calc. phos., Natr. mur.
 THICK YELLOW DISCHARGE: Calc. sulph.
 CHRONIC: Sulph., Kali sulph.
- Chancere (a syphilitic sore):** Merc., Nitr. ac., Kali hydr., Phytol.
- Change of Life (see Menstruation):** CESSATION OF.
- Chapped Hands:** Arn., Calend. cerate, Arnica oil.
- Chickenpox:** Rhus, Sulph., Ant. tart.
- Chilblains:** Petrol., Rhus, Cantharis cerate *ext.*
- Child-bed Fever.** See **Puerperal Fever.**
- Chlorosis (green-sickness):** Natr. mur., Ferr., Puls., Sep., Calc. phos.
- Cholera.**—INFANTUM: Calc. phos., Veratr.
 MALIGNANT: Camph., Veratr., Cupr., Ars.
- Chordee:** Acon. *int.* and *ext.*; Gels., Bell., Canth., Chloral.
- Chorea (St. Vitus' Dance):** Cupr., Agar, Veratr. vir., Bell., Ign., Cimic., Ars.
- Circulation.**—FEEBLE: Calc. phos.; Carbo in old people.
- Clergyman's Sore Throat:** Ferr. phos., Phos., Hepar.
- Cirrhosis (a diseased, contracted liver):** Phos., Merc. cor., Dig., Ars.
- Cold in the Head:** Acon.; Ars., Merc.; Nux vom. (*stuffy cold*); Euphr. (*lachrymation*); Kali bich., Kali hydr., or Sulph. (*chronic*).

- Cold on the Chest:** Bry. *alt.* Acon. or Ferr. phos. *See also* Bronchitis.
- Cold Feet.** *See* Feet.
- Colic:** Coloc. (*with diarrhoea*), Nux vom. or Plumb. (*constipation*); Iris (*flatulent colic*); Collin., Magn. phos.
- LEAD:** Opium, Alum., Sulph. ac.
- MENSTRUAL:** Cocc., Plat., Nux vom., Sec., Magn. phos.
- Congestion of the Brain:** Acon., Bell., Glon., Opium, Gels.
- Of the LIVER:** Merc., Bell., Aloes, Bry., Chin., Ars., Iod., Acon.
- Of the LUNGS:** Acon., Phos., Veratr. vir., Ant. tart., Ferr. phos.
- Constipation:** NUX vom. (*frequent ineffectual efforts*); Bry. or Opium. (*torpor*); Lyc. (*with flatulence*); Sulph., Collin., or Æscul. (*with piles*); Plumb. (*obstinate*).
- Consumption:** Phos., Ars., Phos. ac., Ferr. iod., Dros., Calc. iod., Lycop., Cannab.
- Of the BOWELS:** Iod., Calc., Ferr., Sulph., Merc. iod., Ars.
- Contusion:** Arn.; Ham. (*with discoloration*); Conium (*of the female breast*); Ruta (*of the shin-bone*); all *int.* and *ext.*
- Convulsions:** Bell., Cham., Veratr. vir. (*with cramp*); Gels. (*rigidity*); Opium (*from fright*). *Also* enemata of warm water. *See also* Epilepsy.
- HYSTERICAL:** Camph., Magn. phos., Moschus, Ign., Hyosc.
- Corns:** Calc., Sulph. *Also* Arn. (*simple*), or Veratr. vir. (*inflamed*), *ext.* use of.
- Corpulency.** *See* Obesity.
- Cough.**—CATARRHAL: Acon., Bell., Bry., Caust., Ferr. phos., Phytol.
- CHRONIC:** Kali bich., Sulph., Phos., Bry.
- CROUPOUS:** Spong., Hepar sulph., Cupr.
- HYSTERICAL:** Coral., Hyosc., Ign.
- WHOOPIING:** Ipec., Dros., Coral., Veratr. vir., Gels. or Bell. (*head symptoms*); Magn. phos.
- In most cases cough may be modified by strong efforts of the will to resist it.
- Cracks of the Lips, etc.:** Graph., Merc. *Also* Arn. or Calend. cerate.
- Cramps.**—In the ABDOMEN. *See* Colic.
- In the CALVES: Veratr., Nux vom.; Arn. (*from fatigue*); Bell., Cupr., Gels.
- In the STOMACH: NUX vom., Diosc., Cocc., Magn. phos.
- Crick in the Neck:** Acon. *alt.* Bell. (*cold*); Cimic., Bry.
- Critical Age.** *See* Menstruation: CESSATION OF.
- Croup:** Acon. *alt.* Spong., Iod., or Hep.
- Cyanosis (blue disease):** Dig., Ars., Cupr., Veratr.
- Cystitis (inflammation of the bladder):** Canth., Tereb., Apis.
- Dandruff (scurf on the head):** Ars., Graph., Lyc., Sulph., Rhus.
- Deafness.**—From COLD: Acon., Merc., Bell., Puls., Dulc., Kali mur.
- Mullein oil locally is of marked benefit.
- From ENLARGEMENT OF TONSILS: Merc. iod., Bell., Calc. phos., Bar. carb.; Iod. or Kali hydr. (*chronic*).
- After MEASLES: Puls., Sulph., Bell.

- Deafness.**—After SCARLATINA: Bell., Hepar sulph., Calc.
 After SMALLPOX: Merc., Sulph., Bell.
 From NERVOUS DISEASE: Phos., Phos. ac., Chin.; Petrol. (*noises*).
Debility: Chin., Ferr., Phos., Phos. ac. (*from loss of blood, etc.*); Calc. phos., Ign., Iod., Nux vom. (*nervous*); Kali phos.
Delirium Tremens: Stram., Opium, Bell., Hyosc., Nux vom.
Dentition (*difficult*): Calc. phos., Cham., Acon., Kreos., Veratr. vir., Phytol.
Depression of Spirits: Ign., Aur., Chin., Nux vom., Plat.; Merc., or Podoph. (*from disordered liver*); Kali phos.
Determination of Blood. See Congestion.
Diabetes (*excessive sugary urine*): Phos. ac., Ars., Nux vom., Helon., Uran. nit.
Diarrhœa.—From INDIGESTIBLE FOOD: Ant. crud., Puls., Ipec.
 From COLD: Acon., Dulc., Merc., Camph. (*sudden*).
 From WORMS: Cina, Ars., Merc., Natr. phos.
 With COLIC: Coloc., Veratr., Magn. phos.
 NOCTURNAL: Puls., Chin., Rhus (*morning*).
 SUMMER: Chin., Veratr., Cham., Ars., Iris.
 In CHILDREN: Cham., Merc., Rheum, Ipec., Dulc., Calc. phos.
 In the AGED: Phos., Ars., Chin., Ant. crud.
Diphtheria: Merc. cy., Bell., Phytol., Merc. iod., Ferr. phos. and Kali mur. in alternation every hour. Phytol. as a gargle.
Dizziness: Acon., Bell., Nux vom., Cocc., Bry., Puls., Gels.
Dropsy: Ars., Apis, Dig., Bry., Chin., Apoc. can.
 Of the ABDOMEN. See Ascites.
 Of the BRAIN. See Water in the Head.
 Of the CHEST: Dig., Ars., Bry., Helleb.
 Of the EXTREMITIES. See Edema.
 POST-SCARLATINAL: Apis, Ars., Canth., Helleb.
 Of the SCROTUM: Iod., Rhod., Graph., Aur.
Drowsiness: Opium, Acon., Bell.; Lyc. (*after dinner*); Gels.
Dysentery: Merc. cor., Ipec., Ars., Aloes (*chronic, with piles*), Ham., Kali mur.
Dysmenorrhœa. See Menstruation: PAINFUL.
Dyspepsia. See Indigestion.
Ear.—ACHING OF: Bell., Puls., Merc., Cham., Acon., Plantag.
 DISCHARGE FROM: Hepar sulph., Calc., Puls., Carbol. ac., Merc., Caust., Kali mur.
 SORENESS OF: Mur. ac., Puls.; Caust. (*eruption about the ear*).
 INFLAMMATION OF: Acon., Bell., Puls., Merc. sol.
 NOISES IN: Acon., Chin. sulph., Nux vom., Sulph., Natr. salic.
Echymosis (*blackness under the skin*): Ham., Arn., Rhus.
Eczema (*a non-contagious itching eruption*): Ars., Calc., Merc., Rhus; Croc. tig., Sulph. (*much itching*); Kali mur.
Enuresis (*see Urine*).—INCONTINENCE: Mullein oil.
Epilepsy: Bell., Cupr., Hyosc., Stram., Veratr. vir., Ign.; Ars., Zinc., Calc. (*chronic*); Bufo.

- Epistaxis** (*bleeding from the nose*): Ham. (*dark blood*); Ipec. (*bright blood*); Puls. (*absent or deficient period*); Bry., Acon., Ferr. phos.
- Eruptions**: Bry., Nux vom., Puls., Sulph. ac., Lyc., Carbo veg., Ars., Cham., Arg., Natr.
- Eruptions**: Sulph., Ars., Kali mur.
- Erysipelas**: Acon., Bell., Rhus, Veratr. vir., Apis, Canth.
- Excoriations of Infants**: Cham., Calc., Lyc., Sulph. *Also* Hydrast. or Calend. ext.; or the parts dusted with powdered starch.
- PREVENTIVE**: Tepid washing, followed by careful drying, morning and evening.
- Eye-lids**.—**AGGLUTINATION** (*gumming*) OF: Merc., Hepar sulph., Calc., Sulph., Puls.
- Eyes**.—**INFLAMMATION OF**. *See* Ophthalmia.
- SORE**: Merc., Clematis, Nitr. ac., Euphr., Bell., Merc. cor.
- SQUINTING OF** (*strabismus*): Bell., Hyosc., Gels., Stram.
- WEAK**: Sulph., Phos., Iod., Bell.
- WOUNDS OF**: Arn. alt. Acon.; Bell., Ham.
- Faceache**: Acon., Bell., Coloc., Spig.; Cimic. (*when the eyeballs are affected*); Cham., Sticta. *See also* Gumboils.
- Fainting**: Mosch., Camph., Ign., Veratr., Iod., Chin., Magn. phos.
- Feet**.—**BURNING IN**: Sulph., Sil.
- BLISTERED**, etc., from walking: Arnica bath.
- COLD**: Sep., Puls., Ferr. The daily use of the skipping-rope.
- FETID SWEAT OF**: Sil., Petrol., Nitr. ac., Graph.
- Fever**.—**SIMPLE**: Acon. or Ferr. phos.
- Fistula**: Sil., Fluor. ac., Calc.; *also* Hydrast. ext.
- Flatulence**: Nux vom., Carbo veg. (*stomach*); Lyc. (*bowels*); Chin.
- Flooding**. *See* Menstruation: EXCESSIVE.
- Flushing**: Acon. (*from excitement*): Nux vom. (*after food*); Bell. (*with headache*); Cimic., Sep. (*change of life*); Amyl nit.
- Fright**.—**CONSEQUENCES OF**: Opium, Acon., Ign., Cham.
- Gall-stones**: Acon., Merc., Podoph., Nux vom., Chin. (*preventive*).
- Ganglion** (*an encysted tumor on a tendon of the foot or back of the hand*): Ruta, Arn., Iod., Sil., Calc., Benz. ac. Locally, Benz. ac. cerate.
- Giddiness**: Bell., Nux vom., Bry., Acon., Puls., Gels.
- Glands**.—**ENLARGED**: Merc. iod., Bar. carb., Bell., Hepar sulph., Iod., Sil., Calc. phos., Phytol.
- Gleet**: Cinnab., Canth., Cann., Puls., Nux vom., Sulph., Kali sulph.
- Goitre**: Merc., Calc. fluor.
- Gonorrhœa**: Cann., Gels., Thuja.
- Gout**: Acon., Colch. or Bry. (*during an attack*); Rhod., Cimic., Puls., Nux vom., Lyc.; Arn. or Acon. ext.; Arnica oil.
- Gravel**: Lyc., Ant. crud., Nux vom., Bry.
- Green-Sickness** (*chlorosis*): Ferr., Puls., Sep., Conium, Natr. mur.
- Gumboils**: Acon. alt. Bell. (*first symptoms*); Merc., Sil., Hepar sulph.; Phos. (*to prevent recurrence*); Calc. sulph.
- Gums**.—**SCURVY OF**: Merc., Nitr. ac., Carbo veg., Ars., Kali mur.
- Hæmoptysis** (*spitting of blood*). *See* Hemorrhage.
- Hemorrhage**.—**FROM THE BLADDER**: Canth., Tereb., Ham., Arn.

- Hemorrhage.**—From the ANUS (*see Files*): Ham. extract.
 From the LUNGS: Ipec., Ham., Arn., Mill., Acon., Ferr. phos.
 From the NOSE: Acon., Ipec., Ham., Bry., Arn., Ferr. phos.
 From the STOMACH: Ipec., Ham., Nitr. ac.
 From the WOMB: Croc., Sab., Sec., Plat., Ipec., Cauloph.
 In all cases of hemorrhages, iced water should be sipped or small pieces of ice swallowed.
- Hands.**—UNDUE MOISTURE OF: Fluor. ac.
 HABITUAL COLD: Ferr. phos., Sulph.
- Hair.**—LOSS OF. *See Alopecia.*
- Hay-fever:** Sabad., Euphr., Ipec., Ars.
- Headache.**—BILIOUS: Iris, Bry., Nux vom., Puls., Ipec., Sep.
 CATARRHAL: Acon., Bell., Merc., Nux vom., Bry.
 In CHILDREN: Ferr. phos., Calc. phos.
 CHRONIC: Plat., Arg. nitr., Plumb., Zinc., Phos.
 CONGESTIVE: Bell., Glon., Acon., Veratr. vir., Nux vom.
 NERVOUS (*in one-half of the head*): Ign., Aur., Coff., Cham., Nux vom., Phos., Acon., Spig., Sulph.
 RHEUMATIC: Acon., Bry., Nitr. ac., Rhus, Spig., Phytol.
 SICK (*see Bilious*): Sang., Iris.
- Heart.**—DISEASE OF: Cact., Dig., Naja, Acon., Spig., Ars. iod.
 FEEBLE ACTION OF: Dig., Cupr., Mosch. (*with fainting*).
 INFLAMMATION OF MEMBRANES OF: Acon. *alt.* Spig., Bry., Ars.
 PALPITATION OF: Acon., Cact., Mosch., Nux mosch., Phos., Puls.
 RHEUMATISM OF: Spig., Bry., Cact., Cimic.
- Heartburn:** Puls., Bry., Carbo veg., Sulph. ac., Veratr. alb.; Calc. carb. (*chronic*); Natr. phos.
- Hectic Fever:** Chin., Phos. ac., Ars., Sulph., Sang., Calc. phos.
- Hiccough:** Nux vom., Acon., Ign., Sulph. ac., Veratr. vir.
- Hip-joint Disease:** Sil., Phos., Calc. carb., Ars., Sulph.; Acon. *and* Bell. (*at first, and when necessary*). *Also* perfect rest.
- Hoarseness:** Bar. carb., Caust., Phytol., Hepar sulph., Phos., Spong., Carbo veg. *See also Aphonia.*
- Hypochondriasis:** Aur., Nux vom., Lycop., Anac., Kali phos.
- Hysteria:** Ign., Plat., Asa., Valer., Gels., Puls., Kali phos.
- Hysteria Convulsions:** Camph., Mosch., Opium (*from fright*). *Also* cold douche to the face.
- Loes, Ice-cream.**—Ill effects therefrom: Ars., Carbo.
- Impotence:** Phos., Agnus cast., Nux vom., Ferr., Bar. carb., Chin., Nuphar, Phos. ac.
- Incontinence of Urine.** *See Urine: INCONTINENCE OF.*
- Indigestion.**—ACUTE: Ipec., Puls., Nux vom., Bry.
 CHRONIC: Kali bich., Hepar sulph., Carbo veg., Sulph., Chin., Lyc.
 In CHILDREN: Cham., Puls., Nux vom., Sulph., Ant. crud.
 In the AGED: Ant. crud., Kali bich., Carbo veg., Nux vom., Ars.
 From COLD: Acon., Ars., Merc., Bry.
 From FAT or RICH FOOD: Puls., Ant. crud., Kali mur.
 From ANGER: Cham. (*with bilious symptoms*).
 From ANXIETY, GRIEF, etc.: Ign., Chin., Nux vom., Puls.

- Infants.**—SCREAMS OF: Cham, Jal, Acon, Kali brom.
 SORENESS OF. *See* Excoriations.
 RESTLESSNESS OF: Cham, Coff, Bell, Gels, Kali brom.
- Infuenza:** Camph. (*the chill stage*); Acon. (*chills and heats*); Ars. (*prostration*); Kali bich. (*troublesome cough*); Gels, Rhus, Euphr., Cepa.
- Intermittent Fever.** *See* Ague.
- Itching of the Anus.** *See* Anus.
 Of the SKIN: Acon., Arg. nitr., Mez., Sulph., Ars., Nux vom., Croc. tigl. *Also* Mez. or Veratr. vir. ext.; Urtica.
- Jaundice:** Acon., Bry., Merc., Chel., Ars.; Phos. (*malignant*); Chin., Nux.
- Joints.**—PAIN IN: Acon., Arg. met., Bell, Bry., Ruta, Ferr. phos.
 SWELLING OF: Iod., Puls., Calc., Sil.
- Kidneys.**—INFLAMMATION OF: Canth., Tereb., Acon., Bell.
- Knee.**—INFLAMMATION OF: Acon. *alt.* Puls., Bry.; Iod. (*much swelling*).
- Labor-pains:** Cham., Puls., Coff., Gels., Magnes. phos.
 FALSE: Puls., Cimic., Cocc., Nux vom., Bell.
- Lead Colic:** Opium, Alum., Plat., Bell, Sulph. ac.
- Legs.**—SWELLING OF. *See* Œdema.
- Lepra** (*scaly patches on the skin*): Ars., Merc., Sulph., Iod.
- Leucorrhœa.**—Sep., Cocc., Puls., Calc. carb., Sil.; Kreos. (*corrosive*); Conium (*chronic*). Lotions of Hydrast. as injections. *Also* frequent ablutions, moderate exercise in the open air, sufficient rest, and nutritious, digestible diet.
- Liver.**—ENLARGEMENT OF: Merc. iod. *Also* abdominal compress.
 INFLAMMATION OF: Acon., Bry., Merc. cor.
 PAIN IN: Bry., Phos.
 TORPID: Merc., Podoph.
- Liver Complaint:** Merc., Podoph., Nux vom., Sulph., Nitr. ac., Phos., Lycop., Leptand.
- Liver Spots:** Sulph., Borax Lycop., Sep.
- Lock-jaw:** Acon., Bell., Arn., Nux vom., Gels.
- Lowness of Spirits.** *See* Hypochondriasis.
- Lumbago:** Ant. tart.; Arn. (*from overexertion*); Rhus (*sudden, from cold; worse during rest*); Cimic. (*muscular pains*).
- Lungs.**—INFLAMMATION OF: Acon. *alt.* Phos., Bry., Chel. maj., Ant. tart., Ferr. phos.
 CONGESTION OF: Ferr. phos., Veratr. vir.
- Measles:** Acon. *alt.* Puls.; Gels., Bry., Bell.; Kali bich. (*laryngeal cough*); Sulph. (*to prevent sequelæ*).
- Melancholia:** Aur., Ign., Plat., Phos., Zinc, Sulph. *See also* Hypochondriasis.
- Memory.**—WEAKNESS OF: Phos. ac., Anac., Zinc, Kali phos.
- Menstruation** (*the monthly period*).—DELAY OF THE FIRST: Puls., Ferr., Sep., Phos., Sulph., Sec.
 IRREGULAR: Sep., Puls., Sulph., Senec.

Menstruation.—PAINFUL: Cimic, Cocc, Croc, Bell, Cham, Puls, Plat, Ign, Gels, Veratr, Magn. phos.

EXCESSIVE: Sec, Croc. (*dark and clotted*); Sab. (*bright-red*); Calc. carb, Ipec.; Chin. (*after excessive discharge*).

SCANTY: Sep, Ferr, Puls, Conium, Sulph, Helon. (*anæmia*); Natr. mur.

SUPPRESSED: Acon, Puls, Bell; Conium (*chronic*); Sep, Plat, Rhus. *Sudden* suppression further requires a hot hip-bath, after which the patient should retire to a warmed bed.

RECURRING TOO EARLY (*in less than a month from commencement of previous period*): Calc. phos, Sab, Ign.; Kreos. (*offensive discharge*); Sec, Nux vom.

RECURRING TOO LATE: Puls, Phos, Ferr, Sep.

VICARIOUS: Ham. virg, Bry, Puls, Phos, Senec.

TOO SHORT DURATION. *See* SCANTY.

TOO LONG DURATION. *See* EXCESSIVE.

CESSATION (*change of life*): Chin. or Ferr. (*profuse discharge*); Sulph, Glonoin, Lach, or Sang. (*flushes*); Cimic, Gels. (*sinking at stomach, etc.*); Kali phos.

Milk.—SUPPRESSED OR SCANTY: Puls, Agnus cast.; Acon. (*with fever*); Bell. (*with brain symptoms*).

TOO ABUNDANT: Calc. carb., Phos., Iod.; Chin. (*with debility*).

Milk Fever: Bry, Acon, Cham, Veratr. vir., Bell.

Milk Leg: Acon. *alt.* Ham. or Puls.; Phos.

Milk Scab (*vesicular eruption on the face of infants*): Rhus tox, Sulph, Viola tric. Corn-starch powder locally.

Miscarriage: Sec, Caul, Croc, Ipec, Cedron, Arn, Bell.

THREATENED: Puls, Cham, Bell, Sab, Arn, Sec. At the same time, the patient should lie on a mattress, in a cool, well-ventilated room, till all danger is past, and avoid hot drinks.

PREVENTION OF: Calc. carb., Cimic, Chin., cold sitz-bath daily at bedtime, with the shoulders and legs warmly wrapped.

Moles: Carbo veg, Sulph.; Calend. ext.

Monthly Period. *See* Menstruation.

Morning Sickness: Ipec, Kreos, Nux vom, Puls, Ars.

Mosquitoes.—STINGS OF: Ledum ext. If a sting of a mosquito or wasp remain in the skin, the open end of the tube of a small key should be pressed firmly over the part.

Mouth.—SORE: Kali mur.

Mumps: Merc. iod, Merc. sol, Merc. cor., Bell, Puls.

Nausea: Ipec, Kreos, Ant. crud., Lob, Tabac, Puls, Nux vom.

Neck.—CRICK IN THE: Brom, Cimic, Dulc., Acon, Bell.

STIFFNESS OF: Bell, Bry, Lyc, Nux vom, Merc.

Nervous Debility. *See* Debility.

Nervousness: Cham, Coff, Ign., Hyosc, Cimic, Gels, Chin, Kali phos. Occupation and open-air recreation. *See also* Hysteria, Hypochondriasis, etc.

Nettlerash: Apis, Rhus, Puls.; Kali mur.

- Neuralgia.**—In the FACE: Acon., Ars., Bell., Coloc., Cham., Spig., Gels., Sticta, Magn. phos.
 In the HEAD: Glon., Bell., Nux vom., Sticta, Cimic.
 In the BACK: Nux vom., Oxal. ac., Cimic., Veratr.
 In the THIGH (*sciatica*): Coloc., Ars., Nux vom., Cann.
 In the SIDE (*intercostal*): Rhod., Ars., Cimic.
- Nightmare:** Nux vom., Puls., Kali phos. A light diet, out-of-door exercise, and a sponge bath daily are recommended; also avoidance of suppers, stimulants, fatigue, and heavy, close bed-clothes.
- Night-sweats:** Chin., Ars., Phos. ac., Merc., Sil., Calc. phos. *See also* Heetic Fever.
- Nipples.**—SORE: Sulph., Sil. *Also* Calend., Hydrast., or Arn. ext.
- Nosebleed:** Acon., Bry., Ipec., Ham. virg., Puls. (*in women*); Chin. (*in weak persons*); Arn. (*from a blow*); Ferr. phos.
- Nose.**—SORE: Ars., Sulph., Graph., Aur., Caust.; Iod. (*with fetor*).
- Numbness and Tingling:** Acon., Rhus, Nux vom., Calc. phos.
- Obesity** (*excessive accumulation of fat*): Ars., Ferr., Calc. carb., Sulph. Also and chiefly, avoidance of starch and sugar. Phytol.
- Œdema** (*watery fluid under the skin*): Chia., Ferr., Apis, Ars.
- Ophthalmia.**—CATARRHAL: Acon., Merc., Euphr., Bell., Puls.
 CHRONIC: Clem., Calc. carb., Sulph., Merc., Hepar sulph., Kali mur.
 After MEASLES: Puls., Sulph.
 After SCARLATINA: Bell., Hepar sulph., Merc.
 After SMALLPOX: Merc., Sulph.
 SCROFULOUS: Calc., Iod., Graph., Hepar sulph., Merc. cor., Ars.
 SYPHILITIC: Merc. cor., Nitr. ac., Thuja, Aur.
 In INFANTS: Arg. nitr., Calc. carb., Sulph., Merc.
- Palpitation:** Mosch. (*nervous*); Acon., Spig., Bell., Cact. grand., Phos., Puls., Ars.
- Panting:** Bry.
- Paralysis:** Bar. carb., Nux vom., Arg. nitr., Plumb., Rhus, Phos., Gels., Acon.
- Perspire.**—TENDENCY TO: Chin., Merc., Veratr., Carbo veg., Sil.
- Photophobia** (*intolerance of light*): Bell., Ant. tart., Merc. cor., Euphr., Calc., Ign.
- Phthisis** (*to waste away*). *See* Consumption.
- Piles:** Sulph., Ham., Collin., Aloes, Nux vom., Æscul.; Ham. ext.
- Pimples:** Bell. (*in the full-blooded*); Puls. (*in girls*); Sulph., Kali bich., Ant. crud., Hepar sulph.
- Pleurisy:** Acon. *alt.* Bry.; Phos., Iod., Ars.
- Polypus:** Kali bich., Teuc., Calc., Sanguin.
- Prolapsus.**—Of the ANUS: Ign., Nux vom., Podoph., Merc.
 Of the WOMB: Stann., Sec., Bell., Sepia, Nux vom., Helon.
- Prostatitis** (*inflammation of the prostate*): Bell., Puls., Kali hydr.
- Prostration.** *See* Debility.
- Proud Flesh:** Sil., Fluor. ac., Nitr. ac., Phos.
- Puerperal** (*child-bed*) **Fever:** Acon., Bell., Bry., Stram.
- Purple Rash:** Bell., Cham., Calc. carb.

- Prurigo** (*a papular eruption, with intolerable itching*).—Of the ANUS: Nitr. ac., Sulph. Also Glyc. of Hydrast., or freshly-made chloroform ointment (3ss ad adipis ʒss), ext.
- Of the PUDENDI: Acon., Sulph., Sep., Lyc., Collin.; Glyc. of Hydrast., or a solution of Borax (pulv. Boracis grs. xx. aq. ij. ext.).
- Of the SCROTUM: Petrol., Merc. cor., Nitr. ac., Rhus, Acon. Also frequent ablutions with tepid or cold water.
- Quinsy**: Bell., Bar. carb., Merc. iod.; Kali permang. (as a gargle, gr. xii. ad aq. des. ʒvj.).
- Rash**.—During TEETHING: Cham.; Ant. crud. (*with diarrhoea*); Ars. (*with prostration*).
- Red Gum** (*infant rash*): Ant. crud., Bry., Cham., Puls. See **Rash**.
- Relaxed Throat**: Kali bich., Hepar sulph., Bar. carb., Phytol., Phos.
- Remittent Fever**: Gels. (*especially in children*); Ars., Veratr., Chin., Ipec., Rhus.
- Retention of Urine**: Canth., Nux vom., Opium, Acon., Camph., Cann.
- Restlessness of Children**: Coff., Cham., Acon., Bell., Gels.
- Rheumatic Fever**: Acon., Bry., Bell., Cimic., Ferr. phos.
- Rheumatism**.—Of the BACK. See **Lambago**.
- Of the CHEST (*intercostal muscles*): Rhod., Bry., Arn., Cimic.
- Of the HEART: Spig., Cimic., Cact. grand., Bry., Dig.
- Of the JOINTS: Ruta, Bry., Rhus, Cimic., Caust., Kali hydr.
- Of the NECK: Bry., Rhod.
- CHRONIC: Rhus, Arn., Sulph., Rhod., Cimic., Kali hydr.; locally, Arnica oil.
- Rickets**: Silic., Calc., Sulph. Also out-door air, cold or tepid salt-water baths, and a teaspoonful of cod-liver oil twice a day.
- Ringworm**.—Of the SCALP: Sep.
- Of the SKIN: Tellur., Rhus, Sep., Sulph.
- Salivation**.—From MERCURY: Nitr. ac., Iod., Hepar sulph.
- NON-MERCURIAL: Merc.
- Scabies** (*the itch*): Sulphur ointment.
- Scaldhead**: Calc. phos., Ars., Sulph., Ant. crud., Lyc.; Rhus, Kali mur. Powder with corn-starch.
- Scalds** (*see Burns*): Urtica and Cantharis cerate.
- Scarlatina**.—SIMPLE: Acon. alt., Bell.; Sulph. (*convalescence*).
With THROAT AFFECTION (*anginosa*): Merc., Apis.
- MALIGNANT: Ailanth., Ars., Mur. ac., Carbo veg. Condy's Fluid topically.
- PREVENTIVE: Bell.
- Sciatica**: Coloc., Rhus, Ars., Nux vom., Cann., Kali phos.
- Scorbutus** (*scurvy*): Merc., Nitr. ac., Carbo veg., Ars.
- Screams of Infants**: Cham., Acon., Jal., Bell., Calc. phos.
- Serofulous Affections**: Iod., Calc. carb., Sulph., Phos.
- Sourvy of the Gums**. See **Gums**.
- Seasickness**: Petrol., Cocc., Tabac., Nux vom., Glonoin.
- Shingles**: Rhus tox., Sulph., Ars.
- Sick-Headache**: Iris, Ipec., Puls., Nux vom., Sep.

Sickness: Ipec. (*simple*); Puls. (*from rich food*); Nux vom. (*from alcohol*); Iris, Ant. tart. *See also Vomiting.*

MORNING: Ipec., Kreos., Nux vom., Puls., Ars.

Skin.—**ITCHING OF:** Arg. nitr., Sulph., Ars., Mez.; Veratr. vir. (*painful sensitiveness*). *See also Excoriations, Prurigo, Scabies, etc.*

Sleepiness: Opium, Acon.; Lyc. (*after dinner*); Gels.

Sleeplessness: Passiflora, Coff., Bell., Hyosc., Gels., Ign.

Smallpox: Ant. tart., Merc., Bell., Bry., Sulph.

Smell.—**LOSS OF:** Puls., Merc., Gels., Acon., Sang., Calc. carb., Plumb., Natr. mur.

Sneezing.—From a **COLD:** Merc., Ipec., Acon., Ars.

Sore Eyes: Merc., Clematis, Sulph., Calc. carb., Euphr., Nitr. ac.

Sore Throat: Acon., Bell., Merc.; Kali permang. or Phytol. as a gargle; Ferr. phos. and Kali mur. *alt.*

Spasms and Cramps: Camph., Nux vom., Coloc., Cocc., Gels., Magn. phos.

Spermatorrhœa: Phos., Chin., Phos. ac., Arg. met., Gels., Nux.

Spine.—**CONCUSSION OF:** Arn., Hyper.

IRRITATION OF: Chin., Ign., Nux vom., Gels.

Spitting of Blood. *See Hemorrhage:* From the **LUNGS.**

Sprains: Rhus tox., Arn., or Ruta, *int.* and *ext.*

Squinting: Bell., Hyosc., Gels., or Stram. (*cerebral causes*); Cina (*from worms*); Spig., Phos.

Stammering: Bell., Hyosc.

Sterility: Phos., Plat., Conium, Bar. carb., Cann., Sep., Borax.

Stiff Neck: Bry., Cimic., Bell.

Stings: Lep., Apis, or Rhus, *int.* and *ext.*

Stitches in the Chest: Bry., Acon., Cimic., Phos.

Stomach.—**ACIDITY OF:** Puls., Nux vom., Bry., Lyc., Carbo veg., Calc., Natr. phos.

INFLAMMATION OF: Acon., Ars., Bell., Phos.

ULCERATION OF: Ars., Hydrast., Kali bich.

Stone and Gravel: Lyc., Nux vom., Calc., Cann.

Stricture of the Urethra: Acon., Nux vom., Canth., Cann.

St. Vitus' Dance: Agar., Bell., Cupr. met., Artem., Stram., Zinc., Ars., Cimic., Ign., Veratr. vir.

Stye: Puls., Sulph., Merc.; Staph. (*to prevent return*); Sil.

Summer Complaint (*diarrhœa*): Chin., Iris, Bry., Ant. crud., Calc. phos.

Sunstroke: Camph., Bell., Glon., Gels., Veratr. vir.

Suppuration: Sil., Hepar sulph., Chin. (*when very profuse*); Calc. phos.

Sweat.—**UNDUE:** Phos. ac., Calc. phos., Sulph., Phos., Samb., Veratr.

FETID, UNDER THE ARMS: Petrol., Carbo veg., Sil.

TENDENCY TO: Chin., Merc., Veratr., Carbo veg.

Sweaty Feet and Hands: Sil., Nitr. ac., Petrol., Graph.

Swellings.—**DROPSICAL:** Ars., Apis, Dig., Apoc. can.

GLANDULAR: Merc., Bell., Hepar sulph., Calc. phos.

- Swellings.**—Of the FACE: Merc. (*from gumboil*); Bell. or Cham. (*from toothache*); Apis (*from erysipelas*); Chin. or Ars. (*dropsical*).
Of the FEET (*oedema*): Ars., Ferr., Apis, Dig., Chin.
Of the JOINTS: Iod., Bry., Puls., Bell.
WHITE: Bry., Iod., Sil., Calc. carb., Sulph.
- Syphilis:** Merc., Nitr. ac., Thuja, Arg. nitr., Aur.
- Tapeworm:** Fil. mas, Kous., Sabad., Pumpkin seeds, Coconut.
- Taste Impaired:** Puls., Merc., Plumb.
- Teeth.** See *Toothache, and Dentition.*
- Testicles.**—ENLARGEMENT OF: Puls., Clematis, Spong., Arn., Aur., Acon. Also the use of a suspensory.
WASTING OF: Iod., Conium.
- Tetters.**—DRY: Merc., Iod., Ars., Petrol.
MOIST: Acon., Rhus, Ars., Phytol., Graph., Calc., Sulph.
- Threadworms:** Cina, Teucr., Ign., Nat. phos.
- Throat.**—SORE: Acon., Bell., Merc., Hepar sulph., Puls.; Phytol. as a gargle.
- Thrush:** Borax, Merc., Ars., Sulph.
- Tic-douloureux.** See *Neuralgia.*
- Tongue.**—COATED: Ant. crud. (*milky white*); Kali bich. (*yellowish*); Puls. (*roughish white*); Rhus, Bapt. (*brownish*).
SWOLLEN: Bell., Merc., Acon., Mur. ac.
ULCERATED: Merc., Nitr. ac.; Hydrast. as a wash; Kali mur.
- Tonsils.**—ENLARGED: Bell., Merc. bin., Calc. phos., Kali hydr., Bar. carb.
INFLAMED. See *Quinsy*
- Toothache:** Acon. *alt.*•Bell. (*redness of face, with throbbing*); Puls.
FROM DECAY: Kreos., Merc., Staph., Phytol. See *Gumboil.*
NERVOUS: Coff., Cham., Ign., Gels.
Of CHILDREN: Cham., Kreos.
Of PREGNANCY: Bell., Nux vom., Cham., Coff.
- Tremors.**—NERVOUS: Acon., Ign., Chin., Coff., Bell.; Nux vom. (*from stimulants*).
- Tuberculosis** (*the condition of the body in which tubercles are deposited*): Iod., Phos., Calc. carb., Ferr. iod.
- Tumors.** See *Swellings.*
- Typhoid (Enteric) Fever:** Bapt., Ars., Mur. ac., Rhus, Bry.
- Ulcers:** Hydrast., Silic., or Kali bich. *int.* and *ext.*; Bell., Lyc.
In the LEG: Bell., Ars.; Merc. (*syphilitic*); Caust.; Hydrast. *int.* and *ext.*
- Urine.**—BLOODY: Canth., Tereb., Ham.
BURNING OR SCALDING: Canth., Cann, Gels., Acon.
FETID: Acon., Bar., Tereb., Nitr. ac.
PAINFUL PASSAGE OF: Apis, Canth., Lyc., Nux vom., Cann.
INCONTINENCE OF: Lyc., Bell., Caust.; Cina (*from worms*); Phos. ac., Gels. (*in the aged*); Canth., Ferr., Mullein oil.
RETENTION OF: Canth., Nux vom., Opium, Camph.
- Varicose Veins:** Ham., Puls., Fluor. ac., Calc. fluor.
- Voice.**—LOSS OF. See *Aphonia, and Hoarseness.*

- Vomiting.**—From INDIGESTIBLE FOOD: Puls., Ant. crud., Ipec., Iris.
 CHRONIC: Kreos., Ars., Hydrast.
 Of BLOOD: Ipec., Ham., Nitr. ac., Chin.
- Walking.**—DELAY OF THE POWER OF: Calc. phos., Phos., Sulph.
- Wakefulness:** Coff., Bell., Gels., Glon.
- Warts:** Thuja, Rhus tox., or Nitr. ac. *int.* and *ext.*; Sulph.
- Wasting.** See Atrophy.
- Waterbrash:** Lyc., Nux vom., Carbo veg., Bry., Ars., Natr. phos.
- Water.**—In the CHEST: Bry., Ars., Dig., Apis.
 In the HEAD: Helleb., Bell., Apis, Calc. phos.
- Watery Blood:** Ferr., Chin., Phos., Calc. phos. See also Anæmia.
- Weakness.** See Debility.
- Wetting the Bed:** Mullein oil.
- Whites.** See Leucorrhœa.
- White Swelling.**—Of the KNEE: Bry., Kali hydr., Puls.
- Whitlow:** Silic., Fluor. ac., Hep. See also Abscess, and Boils.
- Whooping-Cough:** Ipec., Dros., Ferr. phos., Coral., Cupr., Veratr.;
 Bell. (*with head symptoms*); Magn. phos.
- Wind.** See Flatulence.
- Worm Fever:** Acon., Cina, Sil.
- Worms.**—THREAD: Cina, Teucr., Ign., Urt. ur., Sant., Chin.
 LONG ROUND: Merc., Spig., Sulph., Acon.
 TAPE: Fil. mas, Kous.
- Wounds:** Calend., Ham., or Ruta, *ext.*
- Wry Neck:** Nux vom., Bell., Bry., Merc.
- Zona (shingles):** Rhus, Ran. bulb., Acon., Sulph., Lyc.

INDEX.*

For "HINTS TO THE READER," see pages 11-12.

- Abdomen, distended, 81, 153
Abdominal compress, 62
Accidents, 196
Aching of the teeth, 137
Acid dyspepsia, *see* "Heartburn;" *also*
 "Gout"
Aconitum, uses of, 215
Administration of medicines, 49
Advantages of Homeopathy, 27
Aged, constipation in the, 164
Ague, 89
Ague-cake (*enlarged spleen*), 81
Air, value of good, 38
Alternation of medicines, 53
Anasarca (*dropsy*), 76
Antidotes (*remedies to counteract the effects of anything poisonous or hurtful*), 232
Antimony crudum, 216
 tartaricum, 231
Anus, prolapsus of, 169
Aphthæ (*Abrus*), 134
Apis mellifica, uses of, 216
Apnea (*asphyxiation*), 198
Appetite, loss of, *see* "Indigestion," 143
Arnica, uses of, 216
 caution in the use of, 217
 oil, 217
 oil in rheumatism, 94
 cerate, 217
Arsenicum, uses of, 218
Ascaris lumbricoides, 155
Asphyxia (*temporary suspended circulation*), 198
Asthma, 127
Atmospheric influences in consumption, 99
Back, pain in, 94
Baryta carbonica, 218
Bathing, 40, 99
Baths, 59
 hot foot, 60
 warm, 69
Bed, the, 55
 wetting the, 174
 rooms, airy, 88
 for the sick, 54
Belladonna, uses of, 218
Beverages for the sick, 56
Billous headache, 110
Billousness, 170
Bites, 206
Bladder, bleeding from, 175
Bleeding, how to stop, 204
 from the lungs, 196
 nose, 115
 stomach, 196
 womb, 189
 wounds, 208
 the urinary organs, 175
 piles, 167
Blistered feet from walking, 211
Blood diseases, 63
Bloodshot eye, 207
Bloodvessel, rupture of, 196
Bloody flux, 151
 urine, 175
Blows, *see* "Bruises"
Boils, 190
Bones, broken (*fractures*), 207
Bovine, confined, 162
 relaxed, 157
 relaxed in children, 160
 protrusion of, 169
Brain affections, 102
Breakfast, 34
Breast, inflammation of, 183
Breathing organs of, 118
 how to restore suspended, 198
Broken bones, 207
 ribs, 210
Bronchitis, 124
 chronic, 126
Bruises, 202
Bryonia alba, uses of, 219
Burns and scalds, 200
Calcareo carbonica, uses of, 219
 phos., uses of, 234
 fluor., uses of, 236
 sulph., uses of, 236
Calendula, uses of, 219
 lotion and cerate, 220
Camphor, uses of, 220
Cantharis, 221
Carbo vegetabilis, uses of, 221
Catarrh, 120
 chronic, 122
Chamomilla, uses of, 221
Change of life, 182
Chapped hands, 188
Chest, cold in, 124
Chickenpox, 67
Chilblains, 188
Child-crowding, 107

* Many diseases not included in this index are referred to in the "Materia Medica" and "Clinical Index."

- Children, adaptation of Homœopathy to, 81
- CHILDREN'S DISEASES**—
- Bleeding of the nose, 115
 - Bronchitis, 124
 - Chickenpox, 67
 - Constipation, 162
 - Convulsions, 105
 - Croup, 118
 - spasmodic, 107
 - Diarrhœa, 160
 - Discharge from the ears, 114
 - Earache, 113
 - Measles, 68
 - Mumps, 88
 - Nosebleed, 115
 - Protrusion of the bowel (*prolapsus ani*), 169
 - Ringworm, 187
 - Scarlatina, 71
 - Sleeplessness, 186
 - Teething, 135
 - Thrush, 134
 - Toothache, 187
 - Wetting the bed, 174
 - Whooping-cough, 85
 - Worms, 154
- China, uses of, 222
- Cholera, 83
 - prevention of, 85
 - success of homœopathic treatment of, 28
- Chronic bronchitis, 126
 - catarrh, 122
 - rheumatism, 94
- Cimicifuga racemosa, uses of, 2-2
- Cina, uses of, 223
- Cleanliness in the sick-room, 55
- Clergyman's sore throat, 141
- Clinical directory, 237
- Clothing, 42
 - of children, 43
- Climate in consumption, 100
- Cod-liver oil, 98
- Coffee, uses of, 223
- Cold in the head, 120
- Cold on the chest, 124
- Cold compress, 60
- Colic, 161
- Colonythis, uses of, 223
- Comparisons of tissue remedies, 233-236
- Compress for the abdomen, 62
 - for the throat, 61
- Concussions, *see* "Bruises"
- Confined bowels, 162
- Constipation, 162
- Consumption, 96
- Contusions (*bruises*), 262
- Convulsions, 105
- Corn, 192
- Corn-plasters, 152
- Coryza, 120
- Costiveness, 162
- Cough, 182
 - whooping, 85
- Cramps, *see* "Camphor," "Veratrum," etc.
- Croup, proper, 118
 - spasmodic, 107
- Cruprum, uses of, 223
- Cuts, 208
- Dainty serving of food, 59
- Deafness, 114
- Debility, *see under* "Arsenicum," "China," "Phosphorus," etc.
- Denitition, 135
- Diarrhœa, 157
 - of children, 160
- Diatheasis, hemorrhagic, 195
- Diet, hints on, 84
 - extraordinary, 57
 - for the dyspeptic, 165
 - meat, 57
 - milk, 57
- Difficulty in urinating, 172
- Digestive organs, diseases of, 134
- Dinner, 84
- Directions about medicines, 51
- Discharge from the ears, 114
- Discovery of Homœopathy, 17
- Diseases of children, *see under* "Children"
- Domestic Homœopathy, 4
- Dose and its repetition, 53
- Dress, 42
 - when catches fire, 200
- Dropping tinctures, 51
- Droopy after scarlatina, 76
- Drosera, uses of, 223
- Drowned persons, how to restore, 198
- Drugs, injurious, 45
- Dulcamara, uses of, 223
- Dysmenorrhœa (*painful menses*), 179
- Dysentery, 151
- Dyspepsia, 143
- Dyspnoea (*difficult breathing*), *see* asthma, 127
- Ear, foreign bodies in, 206
- Earache, 113
- Ears, discharge from, 114
 - inflammation of, 113
- Economical treatment, 27
- Emaciation, *see under* "Calcareæ"
- Emetic, a convenient, 213
- Emissions, 176
- Enteric fever, 76
- Enuresis (*incontinence of urine*), 173
 - nocturnal (*wetting the bed*), 174
- Epilepsy, 102
- Epistaxis (*bleeding from the nose*), 115
- Erysipelas, 90
- Exercise, 43
- Experimental practice, 31
- Expiration, how to produce artificial, 198
- Eye, bloodshot, 207
 - diseases of, 111
 - foreign bodies in, 206
 - inflammation of, 111
- Eyelts, sty on the, 112
- Fainting, insensibility, 200

- Falling sickness, 102
 Faith and Homœopathy, 24
 Fatigue, 211
 Febricula (*simple fever*), 79
 Feeding, regulating of, 58
 Feet, blistered from walking, 211
 Ferrum phos., use of, 233
 Fever, intermittent, 80
 rheumatic, 92
 scarlet, 71
 simple, 79
 typhoid, typhoid-malarial, 76
 Finger, gathering of, 191
 Flatulence, 143
 Flooding, 180
 Flux, bloody, 151
 Food, not to be kept in the sick-room,
 58; *see also* "Diet"
 Foot-bath, hot, 60
 Foreign bodies in the eye, 206
 Fracture of bones, 207
 Fresh air, 88
 Frog (*thrush*), 134
 Frostbite—sunstroke, 202
 Furuncles, 190
 Future of Homœopathy, 31
 Gastric (*pertaining to the stomach*), 143
 Gastric (*enteric*) fever, 76
 Gathering, 191
 Gelsemium, uses of, 224
 Gentle measures, 29
 Genuine medicines, 50
 Giddiness, etc., 110
 Globules, 49
 Gout, 95
 Grippe, 89
 Gumboil, 140
 Gum-water, 56
 Hæmaturia, 175
 Hæmoptysis, 196
 Hemorrhages (*losses of blood*), 180, 195
 Hemorrhagic diathesis, 195
 Hemorrhoids, 167
 Hahnemann, 17
 Hamemelia, uses of, 224
 extract (Pond's extract), 225
 Hands, chapped, 188
 Hardness of hearing, 114
 Headache, 106
 sick, 110
 Head, cold in the, 120
 Health, hints on, 33
 importance of, 6
 Heart, palpitation of, 193
 Heartburn, 145
 Hepar sulphuris, uses of, 225
 Hernia (*rupture*), 153
 Herpes, 187
 Hiccough, 144
 History of Homœopathy, 17
 Hoarseness, 123
 clergyman's, etc., 141
 Homœopathy, 17
 advantages of, 27
 early history of, 17
 introductory, 3
 Homœopathy and children, 31
 and cholera, 28
 and diet, 25
 and faith, 24
 appeals to facts, 21
 its future, 32
 its influence, 19
 its progress and opposition, 5
 its success, 28
 not opposed to experience, 23
 pirated by allopathic professors, 19
 what is, 20
 Hot foot-bath, 60
 Hot water, use of, 37
 Hygiene (*relating to health*), 33
 Iced-champagne in seasickness, 150
 Icterus (*jaundice*), 171
 Ignatia, uses of, 225
 Illustrations of the homœopathic
 principle, 26
 Incised wounds, 203
 Incontinence of urine, 173
 Indigestion, 148
 Infantile convulsions, 105
 Inflammation of the bronchial tubes, 124
 ears, 113
 eyes, 111
 liver, 171
 lungs, 129
 Influenza, 89
 Injections, 166
 Injuries—accidents, 198
 Insensibility, 200
 Inspiration, how to produce artificial,
 198
 Intussusception (*stricture of the bow-
 els*), *see* "Colic"
 Intermittent fever (*ague*), 80
 Intestinal worms, 154
 Involuntary emissions, 176
 Ipecacuanha, uses of, 225
 Itching of the skin, 185
 Jaundice, 171
 Jerrold's death-bed, 30
 Kali bichrom., uses of, 226
 mur., uses of, 233
 phos., uses of, 238
 sulph., uses of, 234
 Kidneys, bleeding from, 175
 Kumyss in consumption, 99
 Lacerated (*torn*) wounds, 203
 Lactation, disorders, 183
 Laryngismus stridulus, 107
 Laudanum, 213
 poisoning by, 213
 Leg, broken, 207
 Leucorrhœa, 181
 Ligaturing an artery, 205
 Light, 26, 39
 List of medicines, 52
 Liver, inflammation of, 171
 Lochia, suppressed, 184
 Loina, pains in, 94
 Looseness, 157
 Loss of appetite, 143
 Lumbago (*rheumatism of the loins*), 94

- Lumbrici (*round-worms*), 155
 Lungs, inflammation of, 129
 tubercles in, 96
 Lycopodium, uses of, 226
 Lymph, vaccine, 67
 Magnet, 26
 Magnesia phos., uses of, 234
 Malaria, its laws, etc., 82
 Materia medica, 214
 Measles, 68
 and consumption, 70
 differs from scarlatina, 69
 prevention of, 71
 Meat diet, 57
 Medicines, administration, etc., 49
 alternative of, 53
 directions for taking, 49
 dose, etc., 53
 forms of, 49
 list of, 52
 Medicine-case, 50
 Menstrual disorders, 178
 Mercurius cor., uses of, 227
 uses of, 226
 Miasma (*noxious effluvia*), 82
 Miasmatic (*containing miasma*), 82
 Milk, excessive secretion, 184
 suppressed secretion, 183
 Milk diet, 57
 Mineral poisons, 212
 Moderation in convalescence, 59
 Monkshood (*aconitum*), its uses, 215
 Morbilli, 68
 Morning sickness, 182
 Mumps, 88
 Mustard water, 213
 Muscular rheumatism, 92
 Natrum mur., uses of, 235
 phos., uses of, 235
 sulph., uses of, 235
 Nausea marina, 150
 Neck, crick in, 92
 swelled, 88
 stiff, 92
 Nervous diseases, 102
 Nettlerash, 184
 Neuralgia, *see* Clinical Index
 Nipples, sore, 183
 Noises in the ears, 115
 Nose, bleeding from, 115
 Nursing, diet, etc., 54
 Nux vomica, uses of, 227
 Odontalgia (*toothache*), 137
 Ophthalmia, 111
 Opium, poisoning by, 213
 uses of, 223
 Otagia, 113
 Otitis, 113
 Otorrhoea, 114
 Overexertion, 211
 Pain in the back, 94
 in the ear, 113
 in the head, 108
 about the navel, 161
 Painters' colic, 161
 Palpitation of the heart, 193
 Parasite (*a being which lives upon or in another*), 154
 Patent medicines, 45
 Pellets, 51
 Percussion, 98
 Peruvian bark, 222
 Phthisis (*consumption*), 96
 Phosphorus, uses of, 218
 Piles, 167
 Pleurisy, 129
 Pneumonia, 129
 Podophyllum peltatum, uses of, 229
 Poisons, 212
 Polycræta, 214
 Prevention of cholera, 85
 of measles, 71
 of scarlatina, 75
 Preventive medicine, 31
 Professional treatment, advantages of, 5
 Prolapsus of the bowel, 169
 Prurigo (*a papular skin disease, with severe itching*), 185
 Pulsatilla, uses of, 229
 Purging, 157
 Purulent ophthalmia, 111
 Pustules in smallpox, 64
 Quinsy, 142
 Rash, nettle, 184
 Regularity of feeding, 58
 Relaxed bowels, 157
 in children, 160
 Repetition of doses, 53
 Respiration, how to restore suspended, 199
 Respiratory system, diseases of, 118
 Residence for the consumptive, 100
 Restlessness of children, 186
 Retention of urine, 172
 Rheumatic fever, 92
 Rheumatism, 94
 Rhus tox., uses of, 230
 Ribs, broken, 210
 Ringworm, 187
 Rupture, 158
 Scalds and burns, 200
 Scarlatina, 71
 prevention of, 75
 Sciatica, *see* Clinical Index.
 Scrofulous consumption, 96
 ophthalmia, 111
 Sea-salt, 41
 Seasickness, 150
 Self-abuse, 176
 Shingles, 188
 Sick-headache, 110
 Sick-room, 64
 Silicea, uses of, 236
 Simple fever, 79
 Single remedy, the, 21
 Skin, diseases of, 184
 Sleeplessness of infants, 136
 Small doses, 22
 Small of the back, pain in, 94
 Smallpox, 63
 dangers of, 64

- Smallpox, prevention of pitting in, 63
 Smoking hurtful to parent and offspring, 44
 Snuff injurious, 44
 Sore mouth, 134
 nipples, 183
 throat, 140
 throat, clergyman's, 141
 Sores and ulcers, 190
 Spanish fly (*Cantharides*), 221
 Spasms (*colic*), 161
 Spasmodic croup, 107
 Specific medicines, 31
 Spermatorrhœa, 176
 Spongia, uses of, 230
 Sprain, 210
 St. Anthony's fire, 90
 Statistics, 29
 Status of professional Homœopaths, 18
 Stiff neck (crick in the neck), 92
 Stings, 206
 Strangury (*difficult passage of urine*), 172
 Strangulated hernia, 153
 Stricture, spasmodic, 172
 Stye on the eyelids, 112
 Success of Homœopathy, 28
 Sulphur, uses of, 231
 Sunstroke, 202
 Suppression of menses, 173
 Swollen face, 137
 Tapeworm, 155
 Tartar emetic, uses of, 231
 Teething, disorders of, 135
 Theory of the Tissue Remedies, 45
 Threadworms, 155
 Throat, sore, 140
 compress for, 61
 Thrush, 134
 Tinctures, 49
 Tinctures, how to drop, 51
 Tissue Remedies, 45, 233
 list of, 48
 Tobacco, hurtful, 44
 Tonsils, inflamed, 142
 Toothache, 137
 Triturations, 49
 Typhoid and typhoid-malarial, 76
 Ulcers, 190
 Urinary difficulties, 172
 Urticaria (*nettle-rash*), 181
 Vaccination, 67
 Varicella (*chicken-pox*), 67
 Variola (*small-pox*), 63
 Veratrum alb., uses of, 232
 Veratrum vir., uses of, 232
 Voice, loss of, 123
 Vomiting, 149
 Vomiting of blood, 196
 Warm baths, 69
 Warts, 193
 Watching fever patients, 78
 Water, 36
 how to purify, 37
 Water, hot, use of, 37
 aerated, 37
 Wet pack, 60
 Wetting the bed, 174
 Whites, the, 181
 Whitlow, 191
 Whooping-cough, 85
 Womb, hemorrhage from, 180
 Women, diseases of, 178.
 Worms, 154
 Wounds, 208
 poisoned, 206

For diseases not referred to in the foregoing index, consult the "Materia Medica" and "Clinical Index."

