

A TONGA  
G R A M M A R



3 1761 03550 0214

PL  
8741  
.1  
F45  
1918  
C.1  
ROBA

J. R. FELL



ex libris


H.A. Gleason, Jr.

59=77



*Presented to the*  
LIBRARY *of the*  
UNIVERSITY OF TORONTO  
*by*

**PROF. A. GLEASON**




# A TONGA GRAMMAR

BY

J. R. FELL

OF THE BAILA-BATONGA MISSION.




SOCIETY FOR PROMOTING  
CHRISTIAN KNOWLEDGE

LONDON: 68, HAYMARKET, S.W.

1918

GRAMMAR

PRINTED BY  
WILLIAM CLOWES AND SONS, LIMITED,  
LONDON AND BECCLES.



## PREFACE

TONGA is the language spoken by the natives in the Zambesi Basin below the Victoria Falls and on the Batoka Plateau. This book is an attempt to help Europeans in this district, Officials, Missionaries, and others who must use the language. No pretence is made to an absolutely exhaustive treatment. But the varied forms of speech are gathered together, and much valuable information given which has been secured through long contact with the natives, and which cannot be obtained in any other single book.

In order that space may be saved, neither exercises nor vocabulary are given. Literature has already been produced which can be used to illustrate these grammatical forms, and our Tonga Reader could be read with advantage by all students of Tonga. Explanations are as briefly given as possible. The matter is arranged under the several parts of speech. In some cases sections might easily have been reserved for later studies, but generally it seemed most convenient to group all relevant matter under the sectional heading, leaving it for the student to pass over the advanced parts and intricacies until the whole has come under general survey.

We would suggest to the learner that every Tonga word be read aloud, and pronunciation and accentuation corrected by close association with natives. The grammar can well be read consecutively. First look at the whole, then get a thorough knowledge of vital parts, and later fill in the more difficult details.

The system of phonetics should be carefully noted. The section on language characteristics could be read, but will not be fully appreciated until some proficiency has been gained. The Noun

Montan Aug 1959 #1.25

Classes must be mastered. Every illustration need not be laboriously learned, but the constant view of these word lists will help to increase the beginner's stock. The section on Case must not be overlooked, particularly the Genitive Participle. The Copulative Particles should certainly have attention at this stage. The learner can next proceed to the Adjective. Qualitative and Quantitative prefixes must be firmly fastened in the mind, and their general use. All other matter on the Adjective can be reserved for the second reading. Next we proceed to the Pronoun. Of this the forms of first importance are Personal. Then those of the First Class in Substantive and Possessive should follow. All other matter can conveniently be learned later. When tackling the Verb the conjugation of Present, Past, Aorist, Perfect, and Future Tenses should be carefully learned first. Verbal species, other tenses, and irregular verbs can be done later.

The first stock along with common Adverbs, Prepositions, Conjunctions, and Interjections will make a very good working basis for future advance. The second reading would note all the other sections, so that the difficult section on the Copula would be attacked last of all. If this plan is followed, what appear formidable lists will almost mechanically be assimilated.

We would advise the learner to read the literature carefully, listen to natives intently, and speak the language continuously, if he wishes to become proficient. If the present book makes the way more easy, it will have achieved its purpose.

The subjects are arranged in the order adopted by Rev. E. W. Smith in his Handbook on the *Ila*, which is a cognate language.

J. R. F.

NATIVE TRAINING INSTITUTE,

CLIXBY ESTATE,

KAFUE,

N. RHODESIA.

1918.



# CONTENTS

	PAGE
PHONOGRAPHY—	
Vowels ... ..	7
Consonants ... ..	8
Combination of Consonants ... ..	8
CHARACTERISTICS OF PHONETICS—	
Syllables ... ..	10
Accent ... ..	10
Concord ... ..	10
Euphony ... ..	11
NOUN—	
Classification ... ..	13
Gender ... ..	24
Case ... ..	25
Locative Nouns ... ..	27
Copulative Particles ... ..	28
Formation of Nouns ... ..	30
Foreign Nouns ... ..	38
ADJECTIVE—	
Qualitative ... ..	39
Comparison ... ..	44
Quantitative ... ..	46
Locative ... ..	52
PRONOUNS—	
Personal ... ..	53
Substantive : Simple, Indicative, Prepositional, Conjunctival ...	55
Possessive ... ..	59
Interrogative ... ..	62
Reflexive ... ..	63
Demonstrative ... ..	63
Relative ... ..	66

## VERB—

Species: Relative, Causative, Reciprocal, Stative, Capable Intensive, Reversive, Repetitive, and Persistent Repetitive	68
Voice ... ..	72
Mood ... ..	73
Tense ... ..	73
Number and Person	74
Negative	74
Auxiliary Particles	74
Auxiliary Verbs	74
Conjugation: Verb ku bona	75
Verbs with initial vowel	84
To have	95
To be	99

## COPULA—

Present, Past, Future, In Indirect Clauses	101
--	-----

## ADVERB—

Time, Place, Manner	120
---------------------	-----

PREPOSITION	127
-------------	-----

CONJUNCTION	128
-------------	-----

INTERJECTION	130
--------------	-----

# A TONGA GRAMMAR

## ALPHABET REQUIRED FOR TONGA PHONOGRAPHY

### I. VOWELS.

THE vowels are *a, e, i, o* and *u*. Each has the long or short sounds commonly associated with it.

a short	as in	<i>mat</i>	ma-ta	<i>daub.</i>
a long	„	<i>father</i>	ta-ta	<i>my father.</i>
e short	„	<i>men</i>	se-ba	<i>sift.</i>
e long	„	<i>they</i>	ma-te-le-le	<i>herbs.</i>
i short	„	<i>sick</i>	si-ka	<i>to arrive.</i>
i long	„	<i>ravine</i>	i-ji	<i>egg.</i>
o short	„	<i>on</i>	bo-la	<i>to rot.</i>
o long	„	<i>bone</i>	mo-yo	<i>heart.</i>
u short	„	<i>buck</i>	bu-ka	<i>to rise.</i>
u long	„	<i>rule</i>	lu-fu	<i>death.</i>

Frequently two vowels are written immediately following each other. Each has its individual long sound, although these may be uttered so quickly as to give the idea of a diphthong yet strictly speaking such is not the case, *e.g.* :

ai	as in	<i>mai</i>	<i>eggs.</i>
ao	„	<i>tao</i>	<i>he is not here.</i>
au	„	<i>maulu</i>	<i>legs.</i>
ea	„	<i>lea</i>	<i>step aside.</i>
ei	„	<i>ntolei</i>	<i>where am I to take it ?</i>
eo	„	<i>iteo</i>	<i>scrub, bush.</i>
ia	„	<i>ku pia</i>	<i>to be hot.</i>
ie	„	<i>bieni</i>	<i>how ?</i>
io	„	<i>bio</i>	<i>only.</i>
iu	„	<i>miunzi</i>	<i>villages.</i>
oa	„	<i>buloa</i>	<i>blood.</i>
oi	„	<i>inkoloi</i>	<i>waggon.</i>
ua	„	<i>ibua</i>	<i>desert.</i>

## 2. CONSONANTS.

Eighteen consonants are used, viz.—

b	as in	<i>bone</i>	bo-na	<i>see.</i>
d	„	<i>din</i>	di-no	<i>tooth.</i>
f	„	<i>fig</i>	fu-ma	<i>to rise early.</i>
g	„	<i>go</i>	i-go-go	<i>evening.</i>
h	„	<i>house</i>	i-ha-i-si	<i>house.</i>
j	„	<i>June</i>	ju-nza	<i>to-morrow.</i>
k	„	<i>key</i>	ka-la	<i>sit.</i>
l	„	<i>lay</i>	le-ka	<i>stop, cease.</i>
m	„	<i>mamma</i>	ma-ma	<i>patch.</i>
n	„	<i>noon</i>	su-nu	<i>to-day.</i>
p	„	<i>pat</i>	pa-ta	<i>to rise (of sun).</i>
s	„	<i>sustain</i>	su-sa	<i>carry.</i>
t	„	<i>jet</i>	je-ta	<i>monkey.</i>
v	„	<i>over</i>	vu-na	<i>defend.</i>
w	„	<i>war</i>	wa-la	<i>throw.</i>
y	„	<i>you</i>	yu-na	<i>to peep.</i>
z	„	<i>Zulu</i>	zu-ba	<i>to fish (with net).</i>

C is only used in combination with h, that is *ch* as in “church,”  
*chi-ta to do, to make.*

R is only necessary when introducing foreign words, the sound represented by this character is absent in Tonga.

Q and X are not required.

## 3. COMBINATIONS OF CONSONANTS.

ch	as in	chi-ko-lo	<i>school.</i>
mb	„	ba-mba	<i>to arrange.</i>
nd	„	mu-nda	<i>garden.</i>
mf	„	mu-la-mfu	<i>long.</i>
ng	„	i-ngo-mbe	<i>cow.</i>
	„	i-mpo-ngo	<i>goat.</i>
nj	„	i-nji-la	<i>to enter.</i>
nk	„	i-nka	<i>to go.</i>
mp	„	la-mpa	<i>to be lengthy.</i>
ns	„	i-nsa	<i>kidney.</i>
nt	„	mu-ntu	<i>person.</i>
mv	„	i-mvu-la	<i>rain.</i>
bw	„	bwa-nga	<i>poison.</i>
dw	„	dwa-ya	<i>to swim.</i>

ALPHABET REQUIRED FOR TONGA PHONOGRAPHY 9

fw	as in fwa	<i>to die.</i>
jw	.. i-jwi	<i>word.</i>
kw	.. i-so-kwe	<i>grass.</i>
lw	.. lwa-no	<i>tale.</i>
mw	.. mwe-zi	<i>moon, month.</i>
sw	.. swa-na	<i>to approach.</i>
tw	.. mu-twe	<i>head.</i>
vw	.. vwi-ma	<i>to hunt.</i>
zw	.. zwa-ta	<i>to clothe.</i>
dy	.. po-dya	<i>tobacco.</i>
ny	.. nya-ya	<i>to defraud.</i>
sy	.. syu-ta	<i>to bite.</i>
zy	.. zyu-lu-ka	<i>to revolve.</i>
nz	.. ma-nzi	<i>water.</i>
nch	.. nchi-cho	<i>it is it.</i>
tch	.. tchu	<i>very.</i>
mbw	.. i-mbwe-bwe-to	<i>antenna.</i>
ndw	.. ya-ndwa	<i>to be loved, desired.</i>
mtw	.. i-mfwi-fwi	<i>short.</i>
ngw	.. ngwa-ni	<i>who is he ?</i>
nkW	.. lu-cha-nkwi-za	<i>shallowmess.</i>
mpw	.. i-mpwi-zi	<i>heifer.</i>
nsw	.. i-nswi	<i>fish.</i>
ntw	.. ntwa-gi-la	<i>to lap.</i>
mvw	.. mvwi-de	<i>understood.</i>
nyw	.. nywi-de	<i>drank.</i>
nsy	.. ka-nsyo	<i>if, except.</i>
nzy	.. i-nzyu-ndu	<i>chrysalis.</i>
tchw	.. tchwa	<i>very.</i>

Strange as these combined consonants may appear to the uninitiated, they present little difficulty. Each has the individual sound as when uttered separately. Note must be made of *ng* which has two sounds as the illustrations show, viz. *ng* as in "longing," *i-ngo-mbe* cow, and *ng* as in "longer," *i-mpo-ngo* goat.

The combinations *tch* and *tchw* are very rarely met. In these the explosive *t* is prefixed to *ch* and *chw* respectively.

## CHARACTERISTICS OF TONGA PHONETICS

### 1. SYLLABLES.

It is important to remember that every syllable ends with a vowel both in writing and enunciating the language.

### 2. ACCENT.

Accent plays an important part, but it is almost impossible to make rules for the correct accentuation of Tonga words. Were they given they would be so numerous, so intricate, and have so many exceptions that they would hinder rather than help. Correct accentuation can be more rapidly and easily learned by constant intercourse with natives than by artificial rules.

### 3. CONCORD.

The genius of the language is in this principle. It is established by prefixes. The prefix used before the root of the substantive is repeated through the sentence before every expression which agrees with it. The prefix may appear in a slightly modified form, but it is easily recognizable, as the following examples will show:—

(a) Muntu mubotu udi munganda.

Lit. *Person good he is in house.*

*A good person is in the house.*

(b) Tunyama otu ntuto nto we eta, ntubi.

Lit. *Small animals these those which he brought, they are bad.*

*These small animals which he brought are bad.*

(c) Kankala kangu aka ka janide inyama yako.

Lit. *Puppy my that it found meat its.*

*That puppy of mine found its meat.*

(d) Zintu zimwi zingi zidi bikidwe mudi zimbi zyen zinyena zyezyo.

Lit. *Things some many are placed among others his friends of them.*

*Various things are placed among others similar to them.*

#### 4. EUPHONY.

The easy enunciation of words is an important feature of Tonga. For the sake of euphony many changes take place. Weak sounds may be strengthened, and vowel sounds may be elided, assimilated or contracted. It has been noted that all syllables end with a vowel. Some words begin with one so that in rapid speech it naturally follows that some of these will be omitted or slurred over. The following examples may be noted :—

(a) When two *a*'s come together one may be elided.

U l'adike, *He is alone*, for U la adike.

Bikawa, *Put it here*, for Bika awa.

(b) When *a* and *e* come together assimilation takes place.

We enda, *He goes*, for Wa enda.

Be ena, *They deceive*, for Ba ena.

(c) When *a* and *i* come together assimilation or contraction may take place.

Ndi i jaya, *I killed it*, for Nda i jaya.

Ba le tombe, *They are dirty*, for Ba la itombe.

The Locative prefix *a*, or the Conjunction *a*, invariably become *e* when prefixed to or connecting words beginning with *i*.

Esikati egogo, *Both noon and evening*, for A isikati a igogo.

Ejunza ezona, *Both to-morrow and the day following*, for

A ijunza a izona.

Bika e nyika, *Place it on the ground*, for Bika a inyika.

(d) When *a* and *o* come together contraction or assimilation may take place.

W'ona, *He sleeps*, for Wa ona.

Wo ongolola, *He calls*, for Wa ongolola.

(e) When *a* and *u* come together assimilation may take place.

Mwezi nu u sika, *The moon when it comes*, for Mwezi na u sika.

(f) When two *o*'s come together one may be elided.

Ndona, *I will sleep*, for Ndo ona.

Cha moyomwi, *With a single heart*, for Cha moyo omwi.

(g) When *u* and *i* come together, as when Locative *mu* or *ku* comes before nouns with initial *i*, the *i* is elided.

Munganda, *In the house*, for Mu inganda.

Kuvu, *To the ground*, for Ku ivu.

(h) When *u* and *o* come together contraction takes place.

Lozi, *bark string*, for luozi.

Ku kona, *For to sleep*, for Ku ku ona.

Frequently the occurrence of an initial consonant does not affect these vowel changes. The vowels of the syllables often conform with the foregoing as the following examples show :—

Wa ke za, *He did come*, for Wa ka za.

We ba, *He steals*, for Wa ba.

Ba le midimo, *They have work*, for Ba la midimo.

Chi be chindi, *After a time*, for Cha ba chindi.

The following changes in consonantal sounds may be noted :

(a) L is deleted from words of Class 9 when prefixed by the Copulative particle.

Ndunyolo, *It is a razor*, for Ndu lunyolo.

Nduludi, *It is a roof*, for Ndu luludi.

Ndweno, *It is deceit*, for Ndu lweno.

(b) L is strengthened in some words of Class 3 in the singular.

idosi, *a drop*, not ilosi, but plural is malosi.

idundu, *a hill*, not ilundu, but plural is malundu.

idambwa, *a pond*, not ilambwa, but plural is malambwa.

idwazi, *sickness*, not ilwazi, but plural is malwazi.

(c) Consonant is inserted to strengthen the syllable.

ijamba, *hoe*, not iamba, but plural is mamba.

igundu, *country*, not iundu, but plural is maundu.

kujwe, *to the east*, for ku iwe.

inganze, *seas*, for inanze, which would be the regular plural of lwanze.

(d) Different consonant is used with harder sound.

ijoba, *cloud*, for iyoba, plural mayoba.

ijuni, *bird*, for iyuni, plural mayuni.



## THE NOUN

### CLASSIFICATION OF THE NOUN

NOUNS are made up of two parts, viz., stem and prefix, *e.g.* in the word *mulonga*, *river*, *-longa* is the stem and *mu-* is the prefix. In the word *chilongo*, *pot*, *-longo* is the stem and *chi-* is the prefix.

Nouns are classified according to their prefixes. Whilst it cannot be said that the prefixes define sex, yet to some extent the signification and connotation of the word is indicated by its prefix.

The prefixes used are : *mu*, *ba*, *mi*, *i*, *ma*, *bu*, *ku*, *ka*, *tu*, *chi*, *zi*, *im*, *in*, and *lu*.

Some of these are undoubtedly the plurals of others, so that the classes of nouns do not total the number of prefixes here enumerated.

A Noun stem may take more than one singular and plural form of prefix. According to the prefix used does the connotation of the noun vary, *e.g.* stem *-lombe* becomes *mulombe*, *boy* ; *balombe*, *boys* ; *bulombe*, *boyhood* ; *kalombe*, *small boy* ; *tulombe*, *small boys*.

The Noun prefixes define the form which the whole sentence shall take, and it is therefore imperative that a thorough knowledge be gained of these various forms if one is to correctly understand and speak the language.

#### CLASS I.

*mu-*, *ba-*,

This class has *mu-* in the Singular and *ba-* in the Plural. The Singular *mu-* appears as *mw-* when preceding a root beginning with a vowel.

This class may be called the Personal class, although it

includes names of animals which are able to assume a more or less erect posture.

Examples :—

<i>Singular.</i>		<i>Plural.</i>
muntu	<i>person</i>	bantu.
mwalumi	<i>man</i>	balumi
munyama	<i>animal</i>	banyama.
muyuni	<i>bird</i>	bayuni.
muka	<i>insect</i>	bauka.
mwenze	<i>male</i>	benze.
mulavu	<i>lion</i>	balavu.

#### SUB-CLASS 1a.

—, ba-,

Many nouns require the concord of Class 1 but have no classifier in the singular.

##### (a) PROPER NAMES OF PERSONS.

Mwemba, *The chief Mwemba*; plural ba-Mwemba, Mwembaites.

Simeja, *The chief Simeja*; plural ba-Simeja, Simejaites.

##### (b) SOME NAMES OF ANIMALS.

suntwe	<i>hyena</i>	Pl. basuntwe.
siluwe	<i>leopard</i>	basiluwe.
sikale	<i>squirrel</i>	basikale.
mwaba	<i>jackal</i>	bamwaba.

##### (c) PERSONAL NAMES BEGINNING WITH *Si*.

sinkondo	<i>enemy</i>	Pl. basinkondo.
simpongo	<i>herd boy</i>	basimpongo.
sichimbodio	<i>one-eyed person</i>	basichimbodio.

##### (d) OTHER PERSONAL NAMES.

chimpuku	<i>deaf person</i>	Pl. bachimpuku.
chimumu	<i>dumb person</i>	bachimumu.

#### SUB-CLASS 1b.

mu-, ma-,

These nouns agree in the Singular with the classifier of Class 1, but differ in the Plural. Their personal nature and singular form stamp them as belonging to Class 1.

Mukua	<i>a European</i>	Pl. Makua.
Mupunu	<i>Mutebele person</i>	Mapunu.
Mukalanga	<i>Makaranga person</i>	Makalanga.

## SUB-CLASS 1C,

—, ma-

These again are personal nouns and so must be placed in Class 1.

tata	<i>my father</i>	Pl. matata.
uso	<i>thy father</i>	mauso.
wisi	<i>his father</i>	mawisi.
tatesu	<i>our father</i>	matatesu.
wisanu	<i>your father</i>	mawisanu.
wisabo	<i>their father</i>	mawisabo.
tatalenze	<i>my uncle</i>	matatalenze.
wisilenze	<i>his uncle</i>	mawisilenze.
bama	<i>my mother</i>	mamama.
banyoko	<i>thy mother</i>	manyoko.
banyena	<i>his mother</i>	manyena.

It should be noted that the word used for "mother" in the singular has the plural construction. This is used for the sake of politeness and respect. Similarly, every woman is always addressed in the plural, *e.g.* Inywe no banakazi, lit., you women, is correctly used when addressing only one woman.

## CLASS 2.

mu-, mi-

This class has *mu-* in the singular and *mi-* in the plural. This class is Impersonal. In it we find words of the following types :

## (a) NAMES OF TREES.

musanta	Pl. misanta.
mukoka	mikoka.
mumpingili	mimpingili.

## (b) SOME ANATOMICAL PARTS.

muchila	<i>tail</i>	Pl. michila.
mutwe	<i>head</i>	mitwe.
mulomo	<i>lip</i>	milomo.
munwe	<i>finger</i>	minwe.

## (c) INTANGIBLE OBJECTS CONNECTED WITH HUMAN LIFE.

moyo	<i>heart</i>	Pl. miyoyo.
muzimo	<i>spirit</i>	mizimo.
munzimwemwe	<i>shadow</i>	minzimwemwe.
moya	<i>breath</i>	miyoya.
muyeyo	<i>thought</i>	miyeyo.
mubuluko	<i>recollection</i>	mibuluko.
mulazio	<i>command</i>	milazio.

## (d) PHYSICAL OBJECTS CONNECTED WITH HUMAN OR ANIMAL LIFE.

munda	<i>garden</i>	Pl. miunda.
musena	<i>grassy plain</i>	misena.
mudilo	<i>fire</i>	midilo.
mulonga	<i>river</i>	milonga.
munzi	<i>village</i>	miunzi.

## (e) MANUFACTURED OBJECTS CONNECTED WITH HUMAN LIFE.

muyaizio	<i>brush</i>	Pl. miyaizio.
mufunko	<i>walking-stick</i>	mifunko.
mulangu	<i>bell</i>	milangu.
musinza	<i>soup</i>	misinza.
musamu	<i>medicine</i>	misamu.
musidi	<i>gunpowder</i>	misidi.
mutetele	<i>flute</i>	mitetele.
muvwi	<i>arrow</i>	mivwi.

## CLASS 3.

i-, ma-

This class has *i-* in the singular and *ma-* in the plural. Probably the *i-* is an abbreviation of *di-*, which is found in a few words, and which form is retained in the pronoun, *e.g.* :

dino	<i>tooth</i>	Pl. meno.
diso	<i>eye</i>	meso.

Some nouns of this class are augmentative, *i.e.* these prefixes give the idea of greatness, but such words are few in number, *e.g.* :

idundu	<i>a high hill</i>	Pl. malundu.
itanda	<i>a big log</i>	matanda.
indomba	<i>a big rock</i>	mandomba.
ijuni	<i>a big bird</i>	mayuni.

The words of this class include the following :

(a) MANY FRUITS.

ibuyu	Pl. mabuyu.
inji	miyi.
inego	manego.
ikunka	makunka.
inkononga	mankononga.
intondo	mantondo.

(b) PARTS OF THE BODY WHICH ARE HARD, OR BARK, OR FLAT.

diso	<i>eye</i>	Pl. meso.
isaya	<i>cheek</i>	masaya.
ichende	<i>testicle</i>	machende.
igoyoyo	<i>trachea</i>	magoyoyo.
ibele	<i>udder</i>	mabele.
ikanda	<i>skin</i>	makanda.
ijanza	<i>hand</i>	manza.

(c) THINGS IN NATURE WHICH ARE HARD.

ibwe	<i>stone</i>	Pl. mabwe.
indomba	<i>rock</i>	mandomba.
isamu	<i>tree</i>	masamu.
isokwe	<i>grass</i>	masokwe.
ikwa	<i>bark</i>	makwa.

(d) ARTIFICIAL OBJECTS WHICH ARE HARD OR FLAT.

isumu	<i>spear</i>	Pl. masumu.
ijamba	<i>hoe</i>	mamba.

CLASS 4.

bu-, ma-,

This class takes *bu-* in the singular and *ma-* in the plural. With roots beginning with a vowel the singular prefix is *bw-*.

This class contains—

(a) ABSTRACT NOUNS.

buswini	<i>truth</i>	Pl. maswini.
bupampu	<i>wisdom</i>	mapampu.
bumi	<i>life</i>	maumi.
bubi	<i>badness</i>	mabi.
bubotu	<i>goodness</i>	mabotu.
bulombe	<i>boyhood</i>	malombe.

## (b) NAMES OF COUNTRIES.

Butonga	<i>Tongaland.</i>
Bupunu	<i>Matabeleland.</i>
Bwila	<i>Ilaland.</i>

## (c) MANY FLUIDS OR SEMI-FLUIDS.

bukande	<i>beer</i>	Pl. makande.
bugeza	<i>strong beer</i>	mageza.
buloa	<i>blood</i>	maloa.

## SUB-CLASS 4a.

—, ma-

Some words require the concord of this class in the plural, but have no singular form, *e.g.* :

manzi	<i>water.</i>
mafuta	<i>fat.</i>
madidi	<i>milk.</i>

## SUB-CLASS 4b.

bu-, —,

Some words require the concord of this class, but are rarely if ever used in the plural form, *e.g.* :

bongo	<i>brain.</i>
boya	<i>hair.</i>
bwizu	<i>grass.</i>

## CLASS 5.

ku-, ma-

Only very few words have these prefixes, so that this class is not a large one. Probably only three words occur.

kutwi	<i>ear</i>	Pl. matwi.
kulu	<i>leg</i>	maulu.
kuboko	<i>arm</i>	maboko.

## SUB-CLASS 5a.

ku-, —,

This consists entirely of verbal nouns which are really verbs in the Infinitive used as nouns, and which require the concord of this class. The sign of the Infinitive *ku-* thus

becomes a classifier. Generally speaking these nouns have no plural, *e.g.* :

kuyanda	<i>desire, longing.</i>
kuchita	<i>work.</i>

Before a root beginning with a vowel the classifier will appear as *kw-*, or contraction may take place, *e.g.* :

kwita	<i>calling.</i>
kongolola	<i>shouting.</i>

## CLASS 6.

ka-, tu-

This is largely a diminutive class, and has the prefix *ka-* in the singular with *tu-* in the plural. Before a root beginning with a vowel, the *tu-* becomes *tw-*.

Every word of this class does not denote a diminutive, but only a relatively small object, *e.g.* :

kanwa	<i>mouth</i>	small when compared with whole body.
kango	<i>thoracic cavity</i>	ditto.
kasindi	<i>heel</i>	ditto.
kapango	<i>proverb</i>	small when compared with general speech.
kalabi	<i>conundrum</i>	ditto.
kasuwa	<i>island</i>	small when compared with surroundings.
kaleba	<i>axe</i>	small when compared with work performed.
kanyenyezi	<i>star</i>	small when compared with heavens.

Many nouns may be taken from other classes, stripped of their prefixes, and given those of this class, thus forming true diminutives, *e.g.* :

Class 1. mulombe, <i>boy.</i>	kalombe, <i>small boy.</i>	Pl. tulombe.
„ 2. munda, <i>garden.</i>	kaunda, <i>small garden.</i>	tunda.
„ 3. isamu, <i>tree.</i>	kasamu, <i>small tree.</i>	tusamu.
„ 4. bwato, <i>canoe.</i>	kato, <i>small canoe.</i>	twato.
„ 7. chintu, <i>thing.</i>	kantu, <i>small thing.</i>	tuntu.
„ 8. impongo, <i>goat.</i>	kapongo, <i>small goat.</i>	tupongo.
„ 9. lubaya, <i>fence.</i>	kabaya, <i>small fence.</i>	tubaya.

Another diminutive expression may here be noted, viz. *kinga*, pl. *tunga*.

These prefixes may be placed to other nouns, and give a diminutive idea.

simpongo	<i>herd boy</i>	Pl. basimpongo.
kingasimpongo	<i>a small herd boy</i>	tungabasimpongo.
sikale	<i>squirrel</i>	basilake.
kingasikale	<i>a small squirrel</i>	tungabasikale.

The prefix *tu-* often means "a small quantity of." It is especially used of food, e.g.:

twanzi	<i>a little water.</i>
tukande	<i>a little beer.</i>
twinyo	<i>a little salt.</i>
tusinza	<i>a little soup.</i>

#### CLASS 7.

chi-, zi-

This class consists of words that have the prefix *chi-* in the singular and *zi-* in the plural. With roots having an initial vowel, *zi-* becomes *zy-* for euphony.

The nouns in this class include:

##### (a) LANGUAGES.

Chipunu	<i>Punu language, i.e. Sindebele.</i>
Chitonga	<i>Tonga language.</i>

(b) The word for "thing," and other words associated with the idea of "a thing for."

chintu	<i>thing</i>	Pl. zintu.
chibonebone	<i>window, i.e. thing for seeing</i>	zibonebone.
chibezio	<i>tool, i.e. thing for carving</i>	zibezio.
chito	<i>ferry, i.e. place where one calls for canoe.</i>	zito.
chibalo	<i>lesson, i.e. thing for reading</i>	zibalo.
chibikilo	<i>cupboard, i.e. thing for holding goods.</i>	zibikilo.
chilondolwedo	<i>storehouse, i.e. place for storing.</i>	zilondolwedo.
chiko	<i>stove, i.e. place for cooking</i>	ziko.
chiloto	<i>dream, i.e. thing dreamt</i>	ziloto.



## (c) WORDS DENOTING STUBBY OBJECTS.

chipembele	<i>rhinoceros</i>	Pl. zipembele.
chipopwe	<i>maize cob</i>	zipopwe.
chuno	<i>stool</i>	zyuno.
chulu	<i>ant heap</i>	zyulu.
chilongo	<i>earthenware pot</i>	zilongo.
chipanzi	<i>a portion</i>	zipanzi.
chisela	<i>half</i>	zisela.

## (d) WORDS DENOTING AGE.

chindi	<i>long time</i>	Pl. zindi.
chikulukulu	<i>old</i>	zikulukulu.
chanakazi	<i>worn-out woman</i>	zyanakazi.

## (e) THE WORD FOR CUSTOM AND OTHER WORDS ASSOCIATED WITH THE IDEA OF "CUSTOM OR MANNER OF."

chimbo	<i>custom</i>	Pl. zimbo.
chizo	<i>custom</i>	zizo.
chikua	<i>manner of European</i>	zikua.
chalumi	<i>manner of man</i>	zyalumi.
chinyama	<i>manner of an animal</i>	zinyama.
chizike	<i>manner of a slave</i>	zizike.

## CLASS 8.

in-, in-, im-, im-,

The words of this class have the same form in both singular and plural. The numbers are only defined by the pronouns used along with the noun. In the singular these pronouns are *i* or *ya*, and in the plural *zi* or *zya*, e.g. :

Ingombe *i* la chela, *The cow is grazing.*

Ingombe *zi* la chela, *The cows are grazing.*

The initial *i* is frequently elided or assimilated when following prepositions. In this class we get words of the following kinds :

## (a) MANY ANIMALS.

imbongolo	<i>ass</i>	Pl. imbongolo.
impongo	<i>goat</i>	impongo.
ingombe	<i>cow</i>	ingombe.
imbelele	<i>sheep</i>	imbelele.
imbizi	<i>zebra</i>	imbizi.
imvuvu	<i>hippopotamus</i>	imvuvu.
inzovu.	<i>elephant</i>	inzovu.

imbeba	<i>field mouse</i>	Pl. imbeba.
inkuku	<i>fowl</i>	inkuku.
inkanga	<i>guinea fowl</i>	inkanga.
impo	<i>ostrich</i>	impo.
inkwidimba	<i>pigeon</i>	inkwidimba.
inswi	<i>fish</i>	inswi.
inkala	<i>crab</i>	inkala.
inswa	<i>flying ant</i>	inswa.
inzi	<i>fly</i>	inzi.
inzuki	<i>bee</i>	inzuki.
imvunyu	<i>larva</i>	imvunyu.
inzyundu	<i>pupa</i>	inzyundu.
intantabwa	<i>flea</i>	intantabwa.
inkumba	<i>snail</i>	inkumba.
intale	<i>crocodile</i>	intale.
inzoka	<i>snake</i>	inzoka.

## (b) MANY OBJECTS OF ANIMAL NATURE.

ingubo	<i>hide clothing</i>	Pl. ingubo.
insangu	<i>hide sandals</i>	insangu.
impeta	<i>horn trumpet</i>	impeta.
ingoma	<i>drum of stretched skin</i>	ingoma.
inkomo	<i>pocket of animal skin</i>	inkomo.
intobo	<i>hide shield</i>	intobo.
intambo	<i>hide reins</i>	intambo.

## (c) FLESH AND MANY FLESHY PARTS.

inyama	<i>meat</i>	Pl. inyama.
inkumu	<i>forehead</i>	inkumu.
insa	<i>kidney</i>	insa.
insingo	<i>neck</i>	insingo.
impemo	<i>nose</i>	impemo.
intoni	<i>penis</i>	intoni.
insinga	<i>vein</i>	insinga.
intunda	<i>hump</i>	intunda.

## (d) ANIMAL SENSATIONS.

impeyo	<i>cold</i>	Pl. impeyo.
inguso	<i>strength</i>	inguso.
impuwo	<i>fame</i>	impuwo.
insoni	<i>shame</i>	insoni.
inkani	<i>affair, concern</i>	inkani.
inyota	<i>thirst</i>	inyota.
intuntumanzi	<i>ague, malaria</i>	intuntumanzi.

## (e) THE EARTH AND EARTHLY THINGS.

inyika	country	Pl. inyika.
imbuto	seed corn	imbuto.
impako	hole	impako.
impunga	common grass	impunga.
invula	rain	invula.
inchelwa	clay pipe bowl	inchelwa.
inkanda	black clay ground	inkanda.
inganda	wattle-and-daub house	inganda.
inongo	big clay pot	inongo.
insima	porridge	insima.
inzila	path	inzila.
indongo	ground nut	indongo.

## CLASS 9.

lu-, im- or in-,

The words in this class have the classifier *lu-* in the singular and *im-* or *in-* in the plural. Before roots beginning with a vowel the singular appears as *lw-*.

The words of this class are usually those which have the idea of continuity or succession, e.g. :

lwimbo	hymn, song	Pl. inyimbo.
lozi	bark string	ingozi.
lugwalo	letter	ingwalo.
ludimi	tongue	indimi.
lwizi	big river	inzi.
luzubo	kin	inzubo.
lwanze	sea	inganze.
lubaya	fence	imbaya.
lubalo	building wattle	imbalo.
lubono	wealth	imbono.
lwendo	journey	inyendo.

## SUB-CLASS 9a.

lu-, ma-,

Many words having the prefix *lu-* in the singular take *ma-* in the plural, e.g. :

lugwalo	letter	Pl. magwalo.
lutete	reed	matete.
lutanga	pumpkin patch	matanga.
lwala	finger-nail	mala.

lubua	<i>threshing-floor</i>	Pl. mabua.
lubono	<i>wealth</i>	mabono.
luwo	<i>breeze</i>	mauwo.
luja	<i>horn</i>	meja.

It will be observed that a few words of this class may take either of the above plural forms.

## SUMMARY OF NOUN CLASSES.

<i>Classifiers.</i>			<i>Illustrations.</i>		
<i>Class.</i>	<i>Sing.</i>	<i>Pl.</i>	<i>Singular.</i>	<i>Plural.</i>	<i>Eng. Singular.</i>
I	mu-	ba-	muntu	bantu	<i>person.</i>
	mw-	ba-	mwalumi	balumi	<i>man.</i>
ta	—	ba-	suntwe	basuntwe	<i>hyena.</i>
			sinkondo	basinkondo	<i>enemy.</i>
			chimpuku	bachimpuku	<i>deaf person.</i>
1b	mu-	ma-	mukua	makua	<i>European.</i>
1c	—	ma-	tata	matata	<i>my father.</i>
2	mu-	mi-	muchila	michila	<i>tail.</i>
3	i-	ma-	ikanda	makanda	<i>skin.</i>
	di-	ma-	dino	meno	<i>tooth.</i>
4	bu-	ma-	butala	matala	<i>grain store.</i>
	bw-	ma-	bwato	mato	<i>canoe.</i>
4a	—	ma-	—	manzi	<i>water.</i>
4b	bu-	—	bongo	—	<i>brain.</i>
5	ku-	ma-	kutwi	matwi	<i>ear.</i>
5a	ku-	—	kuchita	—	<i>work.</i>
	kw-	—	kwita	—	<i>calling.</i>
6	ka-	tu-	kasimbi	tusimbi	<i>little girl.</i>
7	chi-	zi-	chintu	zintu	<i>thing.</i>
	chu-	zyu-	chuno	zyuno	<i>stool.</i>
8	in-	in-	ingombe	ingombe	<i>cow.</i>
	im-	im-	impongo	impongo	<i>goat.</i>
9	lu-	im-	lubaya	imbaya	<i>fence.</i>
	lu-	in-	ludimi	indimi	<i>tongue.</i>
	lw-	in-	lwendo	inyendo	<i>journey.</i>
9a	lu-	ma-	lugwalo	magwalo	<i>letter.</i>
	lw-	ma-	lwala	mala	<i>finger-nail.</i>

## GENDER OF NOUNS.

In Tonga no change is made in the noun to denote sex, and gender plays no part in grammatical construction.

Sex may be indicated in the following ways :—

I. DIFFERENT WORDS.

<i>Masculine.</i>	<i>Feminine.</i>	<i>Common.</i>
mwalumi <i>man.</i>	mwanakazi <i>woman.</i>	muntu <i>person.</i>
mulombe <i>boy.</i>	musimbi <i>girl.</i>	mwana <i>child.</i>
muzingili <i>cockerel.</i>	inseke <i>hen.</i>	inkuku <i>fowl.</i>
mwenze <i>bull.</i>	muziazi <i>cow.</i>	ingombe <i>head</i> <i>of cattle.</i>
mugutu <i>sheep ram.</i>	inziazi <i>ewe sheep.</i>	imbelele <i>sheep.</i>
mupule <i>goat ram.</i>	inziazi <i>ewe goat.</i>	impongo <i>goat.</i>

2. THE ADJECTIVES -pwizi, -ziazi, and -tumbu are sometimes used to denote the female sex, *e.g.* :

ingombe inziazi	<i>cow.</i>
impongo impwizi	<i>ewe goat.</i>
munkala mutumbu	<i>female dog.</i>

3. THE WORDS BOY AND GIRL ARE ADDED TO THE WORD CHILD, SO AS TO DENOTE SEX IN CHILDREN. *E.g.* :

mwana mulombe	<i>male child.</i>
mwana musimbi	<i>female child.</i>

CASE.

There are four cases in Tonga, viz. Nominative, Accusative, Genitive, and Vocative.

I. NOMINATIVE.

As in English, a substantive in the Nominative is the subject of the sentence. Tonga differs, however, in the fact that the Nominative is always absolute. In every case a pronoun is inserted between the noun and the verb, *e.g.* :

Balumi ba beleka, *not* Balumi beleka,  
Lit. *Men they work,* *not Men work.*

The position of the Nominative noun may vary, but in every case the pronoun used comes before the verb, *e.g.* :

Ba chi beleka abo balumi,  
Lit. *They still work those men,*  
For *Those men are still at work.*

See further note and illustrations under Personal Pronouns.

## 2. ACCUSATIVE.

The noun in the Accusative is unchanged, but is always easily recognized in the sentence, *e.g.* :

Bantu ba bona banyama, *i.e.* *People they saw game.*

A noun in the Accusative may be governed by a preposition instead of a verb.

The prepositions *mu*, *ku* and *a*, are commonly used in this way, *e.g.* :

Mulombe wa ka zwa mu nganda, *i.e.* *The boy he has come from the house.*

Mulombe wa ka ya ku nganda, *i.e.* *The boy has gone to the house.*

Mulombe udi kede e nganda, *i.e.* *The boy sat at the house.*

Mulombe oyo wadi indide a banyena, *i.e.* *That boy passed with his mother.*

Mwalumi wa ka beza a kaleba kakwe, *i.e.* *The man carved by means of his axe.*

Bantu ba la fwa e nzala, *i.e.* *The people will die on account of hunger.*

## 3. GENITIVE.

This case is applied to a noun from which something else proceeds or to which it belongs. In English it is usually expressed by the preposition "of," but in Tonga the particle varies with each class of noun used, as the following table shows.

Every noun prefix has its own genitive particle, which is made up of the vowel *a* and the dominant consonantal sound of the class prefix. These simple forms may be lengthened by the addition of an initial *i* or nasalized for the copulative form.

## GENITIVE PARTICLES.

Singular.			Plural.		
Simple.	Full.	Copulative.	Simple.	Full.	Copulative.
1. wa	iwa	ngwa	ba	iba	mba
1b. wa	iwa	ngwa	a	ia	nga
2. wa	iwa	ngwa	ya	iya	nja
3. dia	idia	ndia	a	ia	nga
4. bwa	ibwa	mbwa	a	ia	nga
5. kwa	ikwa	nkwa	a	ia	nga
6. ka	ika	nka	twa	itwa	ntwa

<i>Singular.</i>			<i>Plural.</i>		
<i>Simple.</i>	<i>Full.</i>	<i>Copulative.</i>	<i>Simple.</i>	<i>Full.</i>	<i>Copulative.</i>
7. cha	icha	ncha	zya	izya	nzya
8. ya	iya	nja	zya	izya	nzya
9. lwa	ilwa	ndwa	zya	izya	nzya
9a. lwa	ilwa	ndwa	a	ia	nga

The Simple forms are in most common use, *e.g.* :

1. Mulombe wa mwami	Pl. Balombe ba mwami.
2. Muchila wa munkala	Michila ya bankala.
3. Ikanda dia muntu	Makanda a bantu.
4. Butala bwa mwami	Matala a mwami.
5. Kutwi kwa mwana	Matwi a mwana.
6. Kasimbi ka mwami	Tusimbi twa mwami.
7. Chuno cha mwalumi	Zyuno zya balumi.
8. Impongo ya muntu	Impongo zya bantu.
9. Lunyolo lwa mwalumi	Inyolo zya balumi.

The Full forms are used when the noun is understood, as in

Nguwe oyu iwa mwami ngó mupati,

Lit. *It is he of the chief he is great.*

The Copulative forms are used when the particle is the predicate of the sentence, as in

Munzi oyu ngwa mwami wangu,

Lit. *Village this it is of my chief.*

#### 4. VOCATIVE.

This case is confined to a few words of Class I. Thus in addressing one's *father* you use Ndende,

<i>mother</i>	me.
<i>elder</i>	sangwe.
<i>grandmother</i>	banene.
<i>fellow wife</i>	yaye.

#### LOCATIVE NOUNS.

Three other classifiers are used with nouns which are identical with the prepositions used when illustrating the Accusative case. At times it is plain that these particles

are prepositions, but on other occasions there is a concord running right through the sentence, *e.g.* :

Munganda mo nda zwa mu la tontola,  
 Lit. *In house from whence I came inside it is cool,*  
*i.e. It is cool inside the house from whence I came.*

Kunganda ku munzi nkubotu,  
 Lit. *To house to village is to good,*  
*i.e. It is good at the house in the village.*

Enganda adi kukwide,  
 Lit. *At house at swept,*  
*i.e. It has been swept at the house, or around the house.*

These particles are frequently used with other locative expressions, *e.g.* :

·munsi	<i>underneath.</i>	kutala	<i>above.</i>
kunsi	<i>below.</i>	etala	<i>on the top.</i>
ansi	<i>on the ground.</i>	mukati	<i>inside.</i>
mujulu	<i>in the air.</i>	akati	<i>between.</i>
kujulu	<i>above.</i>	munembo	<i>in front, before.</i>
ejulu	<i>upon.</i>	kunembo	<i>before.</i>
mufwifwi	<i>near.</i>	enembo	<i>before.</i>
kufwifwi	<i>near.</i>	musule	<i>behind.</i>
afwifwi	<i>near.</i>	kusule	<i>behind.</i>
munze	<i>outside.</i>	esule	<i>behind.</i>
kunze	<i>outside.</i>	mumwi	<i>together.</i>
anze	<i>outside.</i>	kumwi	<i>together.</i>
mutala	<i>beyond.</i>	amwi	<i>together.</i>

When these expressions are used the particles *mu*, *ku*, or *a* are retained throughout the sentence in agreement with the other locative used. In these cases *mu* means "in"; *ku* means "to or towards"; and *a* means "on, at, or close by."

#### COPULATIVE PARTICLES USED WITH NOUNS.

In English the copulas used in this connection are two in number, *viz.* "it is," and "they are." These expressions may be used with every noun. In Tonga no such simple process is to be found. The particles vary with the several classes of nouns used. The process appears to be simply that



of nasalizing the noun. It may, therefore, be the letter *m*, or *n*, or in some cases a full nasal syllable. When a word begins with the letter *m*, no change may take place.

The following table gives the particles in use :—

## COPULATIVE PARTICLES.

	<i>Singular.</i>	<i>Plural.</i>
Class 1.	(M) ngu or ngo	M, mba or mbi.
„ 2.	(M) ngu or ngo	(M) nje.
„ 3.	ndi	(M) nga.
„ 4.	M, mbo	(M) nga.
„ 5.	N, nko	(M) nga.
„ 6.	N, nka	N, nto.
„ 7.	N, nche	N, nze.
„ 8.	N, nje	N, nze.
„ 9.	ndu	nze.
„ 9a.	ndu	(M) nga.

*Illustrations—*

- Class 1. Mulombe, or Ngu mulombe, i.e. *It is a boy.*  
Pl. Mbalombe, or Mba balombe.
- „ 2. Muchila, or Ngu muchila, i.e. *It is a tail.*  
Pl. Michila, or Nje michila.
- „ 3. Ndikanda, i.e. *It is skin.*  
Pl. Makanda, or Nga makanda.
- „ 4. Mbutala, or Mbo butala, i.e. *It is a grain store.*  
Pl. Matala, or Nga matala.
- „ 5. Nkutwi, or Nko kutwi, i.e. *It is an ear.*  
Pl. Matwi, or Nga matwi.
- „ 6. Nkasimbi, or Nka kasimbi, i.e. *It is a girl.*  
Pl. Ntusimbi, or Nto tusimbi.
- „ 7. Nchuno, or Nche chuno, i.e. *It is a stool.*  
Pl. Nzyuno, or Nze zyuno.
- „ 8. Nimpongo, or Nje mpongo, i.e. *It is a goat.*  
Pl. Nimpongo, or Nzempongo.
- „ 9. Ndunyolo, i.e. *It is a razor.*  
Pl. Nzenyolo.
- „ 9a. Ndugwalo, i.e. *It is a letter.*  
Pl. Magwalo, or Nga magwalo.

These particles may also be used to connect the nouns.

When so used the particle agrees with the second noun used :—

- Class 1. Nameba oyu ngu mulombe, i.e. *This thief is a boy.*  
 „ 2. Inyama eyi ngu muchila, i.e. *This meat is the tail.*  
 „ 3. Insangu ndikanda, i.e. *The sandal is skin.*  
 „ 4. Chilondolwedo mbo butala, i.e. *The store is a grain bin.*  
 „ 5. Kapapali nkutwi, i.e. *The thin plate is the ear.*  
 „ 6. Sikusanzia nka kasimbi, i.e. *The washer is a girl.*  
 „ 7. Itanda nche chuno, i.e. *The log is a stool.*  
 „ 8. Mupule nje mpongo, i.e. *The ram is a goat.*  
 „ 9. Katale ndunyolo, i.e. *The small iron is a razor.*

The plural forms follow regularly according to the table given above, and can easily be made up from the particles already illustrated.

There are corresponding negative expressions which may be conveniently left to a later period when all copulatives are grouped together.

A word of warning may be given. If you ask, “What is this?” when pointing to an object, the reply will invariably contain the copulative particle, which must be removed so as to obtain the noun in its simple form.

### FORMATION OF NOUNS.

In this section we are not strictly concerned with the primal origin of words, but only with the language as we find it spoken to-day. At this point we may conveniently turn aside to note that it may originally have been largely onomatopoeic. The following examples will illustrate the process of coining words in the first instance :—

inkwecheche	so called because the	bird calls “kwe-che-che.”
isekwa	„ „	duck calls “kwa-kwa.”
simuguluwe	„ „	bird calls “gu-lu-we.”
inkuku	„ „	fowl calls “ku-ku.”
inzi	„ „	fly hums “zi.”
inkwailo	„ „	sandals seem to say “kwai-kwai” when in use.
igudyugudyu	„ „	trachea seems to say “gudyugudyu” when in the act of swallowing.

mudidimo	so called because the	thunder sounds like "di-di."
izio	" "	grinding-stones make a noise like "zi-zi."
indombondo	" "	water in the calabash bubbles when in the act of smoking, "dombodombo."

The process is still in use, as many modern words certainly show :—

inchoko	so called because the	brass anklets clang together, sounding like "cho-cho."
ingengema	" "	tinware clangs with a noise like "nge-nge."
chipololo	" "	the whistle seems to say "po-lo-lo."
inswailo	" "	file makes a noise like "swai-swai" when in use.
ingolovani	" "	wheelbarrow says "ngolngolo" when it is in motion.

Many of these onomapoetic words are in frequent use, and may be either nouns, adjectives, or adverbs. Some must be nouns, but as such they have neither prefixes nor suffixes, e.g. :

Imvula ya bola waa, i.e. *The rain came again, a heavy downpour.*

Wa dichisa, wa ti mpu, i.e. *He suddenly hurt himself, Lit. He hurt himself, he said, "mpu."*

This latter construction is very frequently used, and following the verb *ku ti*, the word *mpu*, etc., must be used substantively.

Nouns are most frequently formed from verbs, but they may be derived from other nouns, adjectives, or adverbs. This being so, the rules following will be better understood after the study of the verb, but are inserted here so that all matter relating to the noun may be continuous.

The operation is performed in various ways. A noun classifier may or may not be prefixed, and the verb ending may or may not be changed. When a classifier is prefixed, care must be taken to use one which agrees with the desired idea. If we desire to make a personal noun the prefix will

be *mu-*, *ba-*, *si-*, etc. Manufactures and other physical objects connected with human life will take *mu-* or *mi-*, etc., and right through the remaining classes.

The following methods of formation may be noted :—

#### I. FORMATION OF PERSONAL NOUNS FROM VERBS.

1. By prefixing *mu-* and *ba-* to the verb, and changing the final vowel, *e.g.* :

ku iya, <i>to teach.</i>	mwiyi, <i>teacher.</i>	Pl. biyi.
ku beza, <i>to carve.</i>	mubezi, <i>carver.</i>	babezi.
ku yaka, <i>to build.</i>	muyaki, <i>builder.</i>	bayaki.

2. By prefixing *si-* or *sia-* to verb root or to infinitive form, *e.g.* :

ku bumba, <i>to mould.</i>	siabumba, <i>potter.</i>	Pl. basiabumba.
ku yamba, <i>to paddle.</i>	sikuyamba, <i>paddler.</i>	basikuyamba.

3. By prefixing *nama-* to verb root, *e.g.* :

ku luka, <i>to weave.</i>	namaluka, <i>a weaver.</i>	Pl. banamaluka.
ku kwila, <i>to cry aloud.</i>	namakwila, <i>a crying child.</i>	Pl. banamakwila.

4. By prefixing *si-* to the relative form of the verb, *e.g.* :

ku dya, <i>to eat.</i>	ku dida, <i>to eat on behalf of.</i>
sikudida, <i>collector acting on behalf of his master.</i>	Pl. basikudida.
ku dinda, <i>to watch.</i>	ku dindila, <i>to watch for.</i>
sikudindila, <i>a waiting person.</i>	Pl. basikudindila.

5. By prefixing *si-* to the causative form of the verb, *e.g.* :

ku chisa, <i>to be painful.</i>	ku chisia, <i>to injure.</i>
sikuchisia, <i>one who hurts.</i>	Pl. basikuchisia.

6. By prefixing *mu-* or *ba-* to the causative form of the verb, and changing the final vowel, *e.g.* :

ku sima, <i>to be perfect, whole, or ripe.</i>	
ku simia, <i>to make perfectly clear, to give evidence.</i>	
musimii, <i>a witness.</i>	Pl. basimii.
ku embela, <i>to herd.</i>	ku embezia, <i>to compel to herd.</i>
mwembezi, <i>herd boy.</i>	Pl. bembezi.

7. By prefixing *si-* to the reciprocal form of the verb, *e.g.* :

ku bona, <i>to see.</i>	ku bonana, <i>to see each other.</i>
sikubonana, <i>one seeing a second person.</i>	Pl. basikubonana.

8. By prefixing *mu-* or *ba-* to stative form of the verb, and changing the final syllable, *e.g.* :

ku futula, *to save.*                      ku futuka, *to be saved.*  
mufutusi, *one saved.*    Pl. bafutusi.

9. By prefixing *si-* to the intensive form of the verb, *e.g.* :

ku amba, *to speak.*                      ku ambisia, *to speak truly.*  
sikuambisia, *a truth-speaker.*    Pl. basikuambisia.

10. By prefixing *si-* to the reversive form of the verb, *e.g.* :

ku anga, *to tie.*                      ku angununa, *to untie.*  
sikuangununa, *a releasér.*    Pl. basikuangununa.  
ku dima, *to dig.*                      ku dimuna, *to reap.*  
sikudimuna, *a reaper.*    Pl. basikudimuna.

11. By prefixing *si-* to the repetitive form of the verb, *e.g.* :

ku biala, *to sow*                      ku bialula, *to resow.*  
sikubialula, *one resowing.*    Pl. basikubialula.  
ku enda, *to go.*                      ku endenda, *to wander.*  
sikuendenda, *a wanderer.*    Pl. basikuendenda.

12. By prefixing *si-* to reflexive form of verb, *e.g.* :

ku jaya, *to kill.*                      ku dijaya, *to commit suicide.*  
sikudijaya, *a suicide.*    Pl. basikudijaya.

13. By prefixing *mu-* to passive form of verb and changing final vowel, *e.g.* :

ku yanda, *to love.*                      ku yandwa, *to be loved.*  
muyandwi, *one loved.*    Pl. bayandwi.

## II. FORMATION OF IMPERSONAL NOUNS FROM VERBS.

1. By prefixing *mu-* or *mi-* to the verb and changing the final vowel, *e.g.* :

ku yeya, *to think.*                      muyeyo, *thought.*    Pl. miyeyo.  
ku ibuluka, *to recollect.*    mubuluko, *recollection.*    Pl. mi-  
buluko.

2. By prefixing *mu-* or *mi-* to causative form of the verb and changing the final vowel, *e.g.* :

ku yaila, *to sweep.*                      ku yaizia, *to make sweep.*  
muyaizio, *a brush.*    Pl. miyaizio.  
ku laya, *to command.*                      ku laizia, *to give instruction.*  
milaizio, *a command, an order.*    Pl. milaizio.

This may be contracted to *mulazio*, Pl. *milazio*.

3. By prefixing *i-* or *ma-* to perfect form of verb and changing the final syllable, *e.g.* :

ku zavula, *to tear.* zavwide, *torn.*  
izavwiza, *rag.* Pl. mazavwiza.

4. By prefixing *bu-* or *ma-* to the verb and changing the final vowel, *e.g.* :

ku dima, *to dig.* budimo, *dug field* Pl. madimo.  
ku mena, *to grow.* bumena, *yeast, malt.* mamena.  
ku pampuka, *to be wise.* bupampu, *wisdom.* mapampu.  
ku yuma, *to be hard.* buyumu, *hardness.* mayumu.

5. By prefixing *bu-* or *ma-* to the causative form of the verb and changing the final vowel, *e.g.* :

ku bija, *to be bad.* ku bisia, *to make bad.*  
bubisi, *bad or raw food.* Pl. mabisi.

6. By prefixing *ka-* or *tu-* to the verb and changing the final vowel, *e.g.* :

ku laba, *to tell a riddle.* kalabi, *a conundrum.* Pl. tulabi.  
ku tenda, *to cut.* katendu, *a slice.* tutendu.

7. By prefixing *chi-* or *zi-* to the verb and changing the final vowel, *e.g.* :

ku jika, *to cook.* chiko, *stove.* Pl. ziko.  
ku lota, *to dream.* chiloto, *a dream.* ziloto.  
ku zia, *to grind.* chizio, *a grinding stone.* zizio.

8. By prefixing *chi-* or *zi-* to relative form of the verb and changing the final vowel, *e.g.* :

ku fula, *to smith.* ku fulila, *to smith for.*  
chifulilo, *a smithy.* Pl. zifulilo.  
ku jika, *to cook.* ku jikila, *to cook for.*  
chijikilo, *a kitchen.* Pl. zijikilo.

9. By prefixing *chi-* or *zi-* to the causative form of the verb and changing the final vowel, *e.g.* :

ku pila, *to sacrifice.* ku pizia, *to sacrifice.*  
chipizio, *a sacrifice.* Pl. zipizio.  
ku dila, *to cry.* ku dizia, *to mourn.*  
chidizio, *expression of grief.* Pl. zidizio.

10. By prefixing *im-* or *in-* to the verb. The final part may or may not be changed, *e.g.* :

ku nyota, <i>to thirst.</i>	inyota, <i>thirst.</i>
ku tuntuma, <i>to tremble.</i>	intuntumanzi, <i>ague, malaria.</i>
ku kumba, <i>to rub.</i>	inkumba, <i>snail.</i>
ku bungana, <i>to assemble.</i>	imbungano, <i>assembly.</i>

11. By prefixing *lu-* to the verb and changing the final vowel, *e.g.* :

ku enda, <i>to walk.</i>	lwendo, <i>journey.</i>
ku gwala, <i>to write.</i>	lugwalo, <i>letter.</i>
ku nyola, <i>to shave.</i>	lunyolo, <i>razor.</i>

12. By using the *ku* of the infinitive as a true classifier, *e.g.* :

ku bona, <i>to see.</i>	kubona, <i>sight.</i>
	kubonwa, <i>being seen.</i>
	kubonana, <i>mutual seeing.</i>
	kubonya, <i>showing.</i>
	kuboneka, <i>visibleness.</i>
	kubonesia, <i>clear vision.</i>

### III. FORMATION OF PERSONAL NOUNS FROM OTHER NOUNS.

1. By prefixing *si-* or *sia-*, *e.g.* :

manu, <i>wisdom, cunning.</i>	simanu, <i>a wise person.</i>
buya, <i>kindness.</i>	sibuya, <i>a kind man.</i>
malelo, <i>food.</i>	simalelo, <i>master.</i>
inguso, <i>strength.</i>	singuso, <i>a strong man.</i>

It may here be noted that many proper nouns are formed from other nouns in this way. A person may be called by names such as :—

Sialusaka	from	lusaka, <i>forest.</i>
Siabwizu	„	bwizu, <i>grass.</i>
Siankuku	„	inkuku, <i>fowl.</i>
Simeja	„	meja, <i>horns.</i>

2. By prefixing *ba-*, *e.g.* :

malelo, <i>food.</i>	bamalelo, <i>mistress.</i>
----------------------	----------------------------

3. By prefixing *na-*, *e.g.* :

buya, <i>kindness.</i>	nabuya, <i>a kind woman.</i>
------------------------	------------------------------

4. By prefixing *bina-*, *e.g.* : instead of using a woman's personal name she is invariably addressed as "The mother of

So-and-so," *i.e.* if Bene is a girl's name, her mother will be called Binabene.

5. By prefixing *bana-*, *e.g.* :  

mwami, <i>chief.</i>	banamwami, <i>chief's wife.</i>
----------------------	---------------------------------
6. By prefixing *muna-*, *e.g.* :  

Leza, <i>God.</i>	munaleza, <i>man of God.</i>
Mwemba, <i>chief of that name.</i>	munamwemba, <i>man of Mwemba.</i>
mwami, <i>chief.</i>	munamwami, <i>man of the chief.</i>
7. By prefixing the diminutive *kinga-*, *e.g.* :  

simpongo, <i>goat-herd.</i>	kingasimpongo, <i>small goat herd.</i>
-----------------------------	--
8. By prefixing the diminutive *ka-* or *tu-*, *e.g.* :  

mulombe, <i>boy.</i>	kalombe, <i>small boy.</i> Pl. tulombe.
----------------------	---
9. By prefixing *mudi-* or *mwadi-*, *e.g.* :  

inganda, <i>house.</i>	mwadinganda, <i>householder.</i>
munzi, <i>village.</i>	mwadimunzi, <i>head of village.</i>
munda, <i>garden.</i>	mudimunda, <i>owner of garden.</i>
mugutu, <i>sheep ram.</i>	mudimugutu, <i>owner of ram.</i>
10. By prefixing *muka-*, *e.g.* :  

mwana, <i>child.</i>	mukamwana, <i>wife of son.</i>
mwami, <i>chief.</i>	mukamwami, <i>wife of chief.</i>
muntu, <i>person.</i>	mukamuntu, <i>wife of another.</i>
11. By prefixing *siana*, *e.g.* :  

sulwe, <i>hare.</i>	sianasulwe, <i>a deceiver, i.e. like the hare, which is proverbial for deception.</i>
---------------------	---

#### IV. FORMATION OF IMPERSONAL NOUNS FROM OTHER NOUNS.

1. By prefixing *mu-* or *ba-*, *e.g.* :  

ichende, <i>testicle.</i>	muchende, <i>bull.</i> Pl. bachende.
---------------------------	--------------------------------------
2. By prefixing the augmentative *i-* or *ma-*, *e.g.* :  

muyuni, <i>bird.</i>	ijuni, <i>big bird.</i> Pl. mayuni.
----------------------	-------------------------------------
3. By prefixing *bu-* or *ma-*, *e.g.* :  

mwami, <i>chief.</i>	bwami, <i>chieftainship.</i> Pl. mami.
----------------------	--



4. By prefixing *ka-* or *tu-*, *e.g.* :

<i>chintu</i> , <i>thing</i> .	<i>kantu</i> , <i>small thing</i> .	Pl. <i>tuntu</i> .
<i>isamu</i> , <i>tree</i> .	<i>kasamu</i> , <i>small tree</i> .	<i>tusamu</i> .

5. By prefixing the diminutive *kinga-*, *e.g.* :

<i>sikale</i> , <i>squirrel</i> .	<i>kingasikale</i> , <i>small squirrel</i> .
-----------------------------------	--

6. By prefixing *chi-* or *zi-*, *e.g.* :

<i>inyama</i> , <i>meat</i> .	<i>chinyama</i> , <i>manner of animal</i> .
-------------------------------	---

7. By prefixing *china-*, *e.g.* :

<i>Zambesi</i> , <i>river of that name</i> .	<i>Chinazambesi</i> , <i>language of the Zambezi</i> .
--	--

#### V. FORMATION OF PERSONAL NOUNS FROM ADJECTIVES.

1. By prefixing *mu-*, *e.g.* :

<i>-kadi</i> , <i>angry</i> .	<i>mukadi</i> , <i>angry person</i> .
-------------------------------	---------------------------------------

2. By prefixing *simu-*, *siamu-*, or *siasimu-*, *e.g.* :

<i>-bi</i> , <i>bad</i> .	<i>simubi</i> , <i>a bad person</i> .
<i>-lamfu</i> , <i>long</i> .	<i>siamulamfu</i> , <i>a tall person</i> .
<i>-lema</i> , <i>heavy</i> .	<i>siasimulema</i> , <i>a dullard</i> .

#### VI. FORMATION OF IMPERSONAL NOUNS FROM ADJECTIVES.

By prefixing *in-*, *e.g.* :

<i>-ziazi</i> , <i>female, childbearing</i> .	<i>inziazi</i> , <i>ewe, heifer</i> .
---	---------------------------------------

#### VII. FORMATION OF PERSONAL NOUNS FROM ADVERBS.

By prefixing *si-*, *e.g.* :

<i>insiku</i> , <i>long ago</i> .	<i>sinsiku</i> , <i>an ancient</i> .
-----------------------------------	--------------------------------------

#### VIII. FORMATION OF IMPERSONAL NOUNS FROM ADVERBS.

By prefixing *cha-* or *zya-*, *e.g.* :

<i>kumbadi</i> , <i>aside</i> .	<i>zyakumbadi</i> , <i>secrets</i> .
---------------------------------	--------------------------------------

## IX. FORMATION OF COMPOUND NOUNS.

These are made up of one or more parts of speech. They are really phrases or sentences put together so as to conveniently name a person or thing, *e.g.* :

- siazibakutanta, *an expert climber.*  
 mwanamukamwanawangu, *my grandchild.*  
 siakumusida, *the one who dug him a hole.*  
 bamunasimunyanga, *those who wear an abundance of beads.*  
 sikumusindikila, *a fellow-traveller.*  
 simukwatwama, *my fellow-wife.*

## FOREIGN NOUNS.

With the advent of civilized life, many new ideas and objects have been introduced. These have necessitated new words. In some cases old words have been vested with a larger and wider meaning. In other cases there was nothing in the language upon which to hang the new thought. In these instances new words have been introduced which have been given the correct type of classifier proper to them. We need only cite the following :—

- |                           |                  |               |
|---------------------------|------------------|---------------|
| 1. New institutions :     | <i>prison,</i>   | intolongo.    |
| 2. Coins :                | <i>sixpence,</i> | isikisipense. |
| 3. Common objects :       | <i>tent,</i>     | itente.       |
| 4. Clothing :             | <i>socks,</i>    | masokesi.     |
| 5. Time :                 | <i>Sunday,</i>   | Insondo.      |
| 6. Ecclesiastical terms : | <i>baptism,</i>  | lubapatizo.   |

## THE ADJECTIVE

### QUALITATIVE ADJECTIVES

As in English, we get quite a number of adjectives of this type. The following examples will suffice :—

-yumu, <i>hard</i> .	-tetete, <i>soft</i> .
-yumu, <i>dry</i> .	-tete, <i>moist</i> .
-botu, <i>good</i> .	-bi, <i>bad</i> .
-cheche, <i>young</i> .	-kulukulu, <i>old</i> .
-lemu, <i>heavy</i> .	-uba, <i>light</i> .
-lamfu, <i>long</i> .	-fwifwi, <i>short</i> .
-pati, <i>big</i> .	-nini, <i>small</i> .

It must be immediately noted that these are root-words, and need prefixes so that they may be completed. The prefixes used with adjectives are identical with those of the noun classes, and each adjective may take any one or all of the thirteen noun classifiers. *Im-* and *in-* are not interchangeable. Generally speaking, the particular adjectival root used takes the same prefix as the noun which it qualifies, the only exception being in Classes 8 and 9. The adjectival prefixes are :—

<i>Singular.</i>	<i>Plural.</i>
1. mu-	ba-
2. mu-	mi-
3. i-	ma-
4. bu-	ma-
5. ku-	ma-
6. ka-	tu-
7. chi-	zi-
8. im-, in-	im-, in-, zi-
9. lu-	zi-
9a. lu-	ma-

The adjective "big" may therefore appear in the following forms:—mupati, bapati, mipati, ipati, mapati, bupati, kupati, kapati, tupati, chipati, zipati, impati, and lupati. In use with nouns they will appear as follows:—

- |   |                     |
|---|---------------------|
| 1. mulombe mupati, <i>a big boy.</i>      | Pl. balombe bapati. |
| 2. muchila mupati, <i>a big tail.</i>     | michila mipati.     |
| 3. ikanda ipati, <i>a big skin.</i>       | makanda mapati.     |
| 4. butala bupati, <i>a big grain bin.</i> | matala mapati.      |
| 5. kutwi kupati, <i>a big ear.</i>        | matwi mapati.       |
| 6. kasimbi kapati, <i>a big girl.</i>     | tusimbi tupati.     |
| 7. chuno chipati, <i>a big stool.</i>     | zyuno zipati.       |
| 8. impongo impati, <i>a big goat.</i>     | impongo zipati-     |
| 9. lunyolo lupati, <i>a big razor.</i>    | inyolo zipati.      |
| 9a. lugwalo lupati, <i>a big letter.</i>  | magwalo mapati.     |

The only remaining difficulty seems to be in Class 8. How shall one decide whether to use *im-* or *in-* in the singular, and either of these or *zi-* in the plurals?

The rule is that *im-* is used with all adjectives whose roots begin with *b*, *p*, or *f*, e.g. : imbotu, impati, imtiwifwi. If the adjectival root begins with any other letter, *in-* is used, e.g. : injumu, *dry*; intete, *wet*; indemu, *heavy*; inguba, *light*; indamfu, *long*; inini, *small*. Some consonantal changes take place which will occasion but little difficulty.

In the plural the *im-*, *in-*, or *zi-* form may be interchangeable. It is equally correct to say impongo inyingi or impongo zingi, *many goats*. Probably the plural prefix *zi-* is in most frequent use.

In English we frequently find qualitative expressions other than truly adjectival constructions. Such forms are frequently used in Tonga, so much so that a statement may often be made in quite a variety of ways.

The following may be noted:—

#### 1. AN ADJECTIVE MAY BE USED SUBSTANTIVELY.

*E.g.* *The learned say so.* Bapampu ba amba obo. In this sentence an adjective is used substantively.

#### 2. THE ADJECTIVE IS USED PREDICATIVELY.

*E.g.* *The man is good,* (a) Mwalumi mubotu.  
 (b) Mwalumi udi mubotu.  
 (c) Mwalumi wa bota.

In each case the meaning is the same, viz. the man is good.

- (a) This is the purely adjectival construction.  
 (b) This form shows the insertion of a personal pronoun to which has been suffixed the particle *-di*. Every personal pronoun may be used in this way, the shorter being for sentences in the present and the longer for the past tense.  
 (c) This gives the same idea by means of the verb from which the adjective has been derived. Similarly the following adjectives may be noted :—

-yumu may be used in the verb form yuma.				
-tete	“	“	“	teta.
-botu	“	“	“	bota.
-bi	“	“	“	bija.
-lemu	“	“	“	lema.
-lamfu	“	“	“	lampa.
-fwifwi	“	“	“	fwimpa.

When the short pronouns with the suffix *-di* are used, we shall get the following forms in the present tense :—

1.	udi	badi.
2.	udi	idi.
3.	didi	adi.
4.	budi	adi.
5.	kudi	adi.
6.	kadi	tudi.
7.	chidi	zidi.
8.	idi	zidi.
9.	ludi	zidi.
9a.	ludi	adi.

<i>E.g.</i>	Mulombe udi mupati.	Balombe badi bapati.
	Muchila udi mupati.	Michila idi mipati.
	Ikanda didi ipati.	Makanda adi mapati.
	Butala budi bupati.	Matala adi mapati.
	Kutwi kudi kupati.	Matwi adi mapati.
	Kasimbi kadi kapati.	Tusimbi tudi tupati.
	Chuno chidi chipati.	Zyuno zidi zipati.
	Impongo idi impati.	Impongo zidi zipati.
	Lunyolo ludi lupati.	Inyolo zidi zipati.
	Magwalo ludi lupati.	Magwalo adi mapati.

If the predicate is in the past tense, the long form of pronoun is used with the suffix *-di*, e.g. :

1.	wadi	badi.
2.	wadi	yadi.
3.	diadi	adi.
4.	bwadi	adi.
5.	kwadi	adi.
6.	kadi	twadi.
7.	chadi	zyadi.
8.	yadi	zyadi.
9.	lwadi	zyadi.
9a.	lwadi	adi.

*I.e.* Mulombe wadi mubotu, *The boy was good, etc.*

When the adjectival idea is obtained by the verb, a pronoun links up the substantive with it. The longer pronouns are used in these instances :—

1.	wa	ba.
2.	wa	ya.
3.	dia	a.
4.	bwa	a.
5.	kwa	a.
6.	ka	twa.
7.	cha	zya.
8.	ya	zya.
9.	lwa	zya.
9a.	lwa	a.

### 3. THE ADJECTIVE IS IN A RELATIVE CLAUSE.

*E.g.* *I want a boy who is good*, Nda yanda mulombe u bota. In such sentences as these the verb follows the short pronouns :—

1.	u	ba.
2.	u	i.
3.	di	a.
4.	bu	a.
5.	ku	a.
6.	ka	tu.
7.	chi	zi.
8.	i	zi.
9.	lu	zi.
9a.	lu	a.

It is easy to make illustrations using these forms. The one most commonly used will be the word "water," e.g. :

manzi a pia, *hot water, i.e. water which is hot.*  
 manzi a tontola, *cold water, i.e. water which is cold.*

The adjectival form manzi mapia is Tonga for "fresh water," and this construction is never used for "hot water."

4. SOMETIMES THE PERFECT FORM OF THE VERB IS USED WITH AN ADJECTIVAL SENSE.

E.g. the verb ku lulama, *to be straight.* The perfect is luleme.  
 (a) Muntu u luleme, *a righteous person.*  
 (b) Muntu udi luleme, *the person is righteous.*

The pronouns used need no further comment. The *u* is the simple form of pronoun, and the second form has the suffix.

5. A NOUN MAY ALSO BE USED WITH AN ADJECTIVAL SENSE.

E.g. (a) Inzila eyi mbutezi, *This road is slippery.*  
 (b) Si yandi inzila iya butezi, *I do not want a slippery road.*

In (a) an abstract noun is used with a copulative particle, which may be the nasal letter or the full copulative as previously given (page 29).

In (b) a pronoun is given in its full form, *i.e.* the long pronoun, to which the vowel *i* has been prefixed. According to the noun classes used, the pronouns would be as follows :—

1. iwa	iba.
2. iwa	iya.
3. idia	ia.
4. ibwa	ia.
5. ikwa	ia.
6. ika	itwa.
7. icha	izya.
8. iya	izya.
9. ilwa	izya.
9a. ilwa	ia.

6. PERSONAL NOUNS BEGINNING WITH *Si* ARE FREQUENTLY USED ADJECTIVELY.

E.g. *This person is strong, Muntu oyu ngu singuso.*

7. A RELATIVE CLAUSE OR SENTENCE MAY BE USED TO GIVE THE ADJECTIVAL IDEA.

*E.g. I want a strong man, Nda yanda mwalumi u le nguso.*  
*Lit. I want a man who has strength.*

### COMPARISON OF ADJECTIVES.

No such simple rule for forming the comparative and superlative degrees can be given as the one of adding *-er* and *-est* as in English.

Various methods may be noted :—

1. By the use of *logo*, *very*.  
 muntu mupati, *a big person.*  
 muntu mupati, *a very big person.*  
 muntu mupati logo logo, *a very very big person.*  
 muntu mupati logo logo logo, *a very very very big person.*
2. By the use of the verb *ku inda*, *to surpass*.  
 Muntu oyu mupati ku inda oyo, *i.e. This person is big to surpass that, or This person is bigger than that.*
3. By the use of the verb *ku inda* and another verb denoting the quality under comparison.  
 Muntu oyu u la inda oyo ku ku lampa, *i.e. This person surpasses that to be long, or This person is taller than that.*
4. By the use of the verb *ku inda* and the indefinite numeral *onse*, *all*.  
 Muntu oyu mupati ku inda bonse, *i.e. This person is big to surpass all, or This person is the biggest of all.*
5. By the use of *kudi*.  
 Muntu oyu mupati kudi oyo, *i.e. This person is big to that, or This person is bigger than that.*
6. By the use of *kudi* and the numeral *onse*.  
 Muntu oyu mupati kudi bonse, *i.e. This person is big to all, or This person is the biggest of all.*
7. By reduplication.  
 This process gives the idea of "somewhat," "fairly," "moderately," etc., *e.g.* :  
 Muntu mupatipati, *a moderately big person.*



Similarly one frequently finds such adjectives as :

- siasia, *grey, somewhat black.*
- tubatuba, *yellowish, somewhat white.*
- salalasalala, *pink, somewhat red.*
- botubotu, *fairly good.*
- ubauba, *fairly light, not very heavy.*
- yumuyumu, *somewhat hard, tough rather than brittle.*

8. The superlative idea is often given by the addition of special particles. We have already noted some, and said that they may be used substantively, adjectivally, or adverbially. Those of the latter type are used with verbs and are frequently derived from them. Of those which give the superlative idea we may note the following adjectives and the particular particles which they take :—

The Adjective	-tuba takes	bu. mbete. nyeche. salala. tchu. byamu. pilibili. tele. tcheke. gwende.
	-salala „	piu. zwi. zwiti. ntamu. nkantamuntamu. mbi. nti.
	-subila „	kambatila. du.
	-sia „	tchwa. tchwatchwati. nta.
	-pati „	tete. piyai. kasu.
	-yumu „	tontolo. siko.
	-tete „	twese. lula.
	-pia „	
	-tontola „	
	-luleme „	

*E.g.* Muntu u la tuba bu, *The person is exceedingly white.*  
 Mulambo u tuba mbete, *Whiting which is perfectly white.*  
 etc. etc.

## QUANTITATIVE ADJECTIVES.

### 1. CARDINAL NUMERALS.

<i>One</i>	is	-mwi.
<i>Two</i>	„	-bilwe or -bili.
<i>Three</i>	„	-tatwe.
<i>Four</i>	„	-ne.
<i>Five</i>	„	-sanwe.

These are used like all other adjectives, and need completion by prefixes. In the formation of these prefixes the vowel *o* is used, and the consonantal sound of the classifiers, except in Classes 1 and 2 singular.

1.	o-	bo-
2.	o-	yo-
3.	dio-	o-
4.	bo-	c-
5.	ko-	o-
6.	ko-	to-
7.	cho-	zyo-
8.	yo-	zyo-
9.	lo-	zyo-
9a.	lo-	o-

In use, therefore, we shall get the following expressions:—

Mubombe omwi. Balombe bobilwe, botatwe, bone, bosanwe.

Muchila omwi. Michila yobilwe, yotatwe, yone, yosanwe.

Ikanda diomwi. Makanda obilwe, otatwe, one, osanwe.

Butala bomwi. Matala obilwe, otatwe, one, osanwe.

Kutwi komwi. Matwi obilwe, otatwe, one, osanwe.

Kasimbi komwi. Tusimbi tobilwe, totatwe, tone, tosanwe.

Chuno chomwi. Zyuno zyobilwe, zyotatwe, zyone, zyoosanwe.

Impongo yomwi. Impongo zyobilwe, zyotatwe, zyone, zyoosanwe.

Iunyolo lomwi. Inyolo zyobilwe, zyotatwe, zyone, zyoosanwe.

Lugwalo lomwi. Magwalo obilwe, otatwe, one, osanwe.

In actual counting the process adopted is this. The left hand is closed. With the little finger opened and raised to the lips we count one, the next finger is two, the middle finger is three, the index finger is four, and the thumb is five.

If the process is continued beyond this the thumb of the right hand is six when the two thumbs are placed together. When the index finger of the right hand is added it means seven, each additional finger means an additional number until ten is reached by placing the two palms together.

In enumeration the same process is adopted :—

- Six* is musanu a kamwi, *i.e.* 5 and 1.  
*Seven* ,, musanu a tubili, *i.e.* 5 and 2.  
*Eight* ,, musanu a tutatu, *i.e.* 5 and 3.  
*Nine* ,, musanu a tune, *i.e.* 5 and 4.  
*Ten* ,, ikumi.

The roots of the four digits being *-mwi*, *-bili*, *-tatu*, and *-ne*.

In use the word "musanu" is fixed, and the additional units take the shorter pronoun forms as prefixes for the respective nouns used :—

- |     |      |     |
|-----|------|-----|
| 1.  | u-   | ba- |
| 2.  | u-   | i-  |
| 3.  | di-  | a-  |
| 4.  | bu-  | a-  |
| 5.  | ku-  | a-  |
| 6.  | ka-  | tu- |
| 7.  | chi- | zi- |
| 8.  | i-   | zi- |
| 9.  | lu-  | zi- |
| 9a. | lu-  | a-  |

- |                                    |                        |
|------------------------------------|------------------------|
| <i>E.g.</i> Balombe musanu a umwi, | <i>six boys.</i>       |
| Michila musanu a umwi,             | <i>six tails.</i>      |
| Makanda musanu e dimwi,            | <i>six skins.</i>      |
| Matala musanu a bumwi,             | <i>six grain bins.</i> |
| Matwi musanu a kumwi,              | <i>six ears.</i>       |
| Tusimbi musanu a kamwi,            | <i>six girls.</i>      |
| Zyuno musanu e chinwi,             | <i>six stools.</i>     |
| Impongo musanu e imwi,             | <i>six goats.</i>      |
| Inyolo musanu a lumwi,             | <i>six razors.</i>     |
| Magwalo musanu a lumwi,            | <i>six letters.</i>    |

We should here note that a connective is frequently placed between the noun and the word for "five," *i.e.* the numeral is

used predicatively. The connectives are the short pronouns with the suffix *-di* or the copulative particles. In this way we get these expressions :—

Balombe badi musanu a umwi	or	Balombe mbasanu a umwi.
Michila idi musanu a umwi	„	Michila njisanu a umwi.
Makanda adi musanu e dimwi	„	Makanda ngasanu e dimwi.
Matala adi musanu a bumwi	„	Matala ngasanu a bumwi.
Matwi adi musanu a kumwi	„	Matwi ngasanu a kumwi.
Tusimbi tudi musanu a kamwi	„	Tusimbi ntusanu a kamwi.
Zyuno zidi musanu e chimwi	„	Zyuno nzisanu e chimwi.
Impongo zidi musanu e imwi	„	Impongo nzisanu e chimwi.
Inyolo zidi musanu a lumwi	„	Inyolo nzisanu a lumwi.
Magwalo adi musanu a lumwi	„	Magwalo ngasanu a lumwi.

For “seven,” “eight,” and “nine” we get the following expressions with words of the various noun classes.

Balombe musanu a babili	a batatu	a bane.
Michila musanu e ibili	e itatu	e ine.
Makanda musanu a abili	a atatu	a ane.
Matala musanu a abili	a atatu	a ane.
Matwi musanu a abili	a atatu	a ane.
Tusimbi musanu a tubili	a tutatu	a tune.
Zyuno musanu e zibili	e zitatu	e zine.
Impongo musanu e zibili	e zitatu	e zine.
Inyolo musanu e zibili	e zitatu	e zine.
Magwalo musanu a abili	a atatu	a ane.

The same process of inserting a connective may be adopted as that just described.

*Ten* is ikumi.

*Twenty* is makumi obilwe, i.e. *two tens*.

*Thirty* is makumi otatwe, i.e. *three tens*.

*Forty* is makumi one, i.e. *four tens*.

*Fifty* is makumi osanwe, i.e. *five tens*.

*Sixty* is makumi musanu e dimwi, i.e. *five tens and one ten*.

*Seventy* is makumi musanu a abili, i.e. *five tens and two tens*.

*Eighty* is makumi musanu a atatu, i.e. *five tens and three tens*.

*Ninety* is makumi musanu a ane, i.e. *five tens and four tens*.

*Hundred* is mwanda.

From this it will be observed that an expression like 99 is a very complex one in Tonga. It could only be given as “five tens and four tens, also with five and four units.”

*Ten people* is Bantu badi ikumi *or* Ikumi dia bantu.

*Eleven people* is Bantu badi ikumi a umwi, *or* Ikumi dia bantu di la umwi.

*Twelve people* is Bantu badi ikumi a babili.

*Thirteen people* is Bantu badi ikumi a batatu.

*Twenty people* is Bantu badi makumi obilwe, *or* Makumi obilwe a bantu.

*Thirty people* is Bantu badi makumi otatwe, *or* Makumi otatwe a bantu.

*Thirty-one people* is Bantu badi makumi otatwe a la umwi.

*Thirty-five people* is Bantu badi makumi otatwe a la musanu.

*Thirty-six people* is Bantu badi makumi otatwe a la musanu a umwi.

*Thirty-seven people* is Bantu badi makumi otatwe a la musanu a babili.

*Fifty people* is Bantu badi makumi osanwe.

*Fifty-one people* is Bantu badi makumi osanwe a la umwi.

*Sixty people* is Bantu badi makumi musanu e dimwi.

*Sixty-one people* is Bantu badi makumi musanu e dimwi a la umwi.

*Sixty-five people* is Bantu badi makumi musanu e dimwi a la basanu.

*Seventy people* is Bantu badi makumi musanu a abili.

*Ninety people* is Bantu badi makumi musanu a anc.

*Ninety-nine people* is Bantu badi makumi musanu a anc a la musanu a bane.

*Ninety-nine sheep* is Imbelele zidi makumi musanu a anc a la musanu e zine, *or* Makumi musanu a anc e mbelele zi la musanu e zine.

*Hundred* is Mwanda *or* Ikumi dia makumi.

*Two hundred* is Mianda yobilwe.

*Three hundred* is Mianda yotatwe, *etc.*

In theory, therefore, it would be possible to count up to nine hundred and ninety-nine in Tonga with a certain amount of ease, but the cumbrous method is impracticable.

Beyond these numbers we come to the "uncountable," "many," "numerous," "like sand," "like earth," "like ants," etc., and so get the expressions *manimani*, *isabasaba*, *busidibi*, *chulu*, *ivu*.

## 2. ORDINAL NUMERALS.

These are as follows :—

*First* is -tanzi.

*Second* is -bili.

*Third* „ -tatu.

*Fourth* „ -ne.

*Fifth* „ -sanu.

These are connected with the nouns by the Genitive particles (see page 26).

	<i>First.</i>	<i>Second.</i>	<i>Third.</i>	<i>Fourth.</i>	<i>Fifth.</i>
Mulombe wetanzi	wabili	watatu	wane	wasanu.	
Muchila wetanzi	wabili	watatu	wane	wasanu.	
Ikanda dietanzi	diabili	diatatu	diane	diasanu	
	etc.	etc.	etc.	etc.	

Beyond *five* we revert to the Cardinal form for the digits 1 to 5.

*Sixth* is wa musanu a -mwi.

*Seventh* „ wa musanu a -bili.

*Eighth* „ wa musanu a -tatu.

*Ninth* „ wa musanu a -ne.

*Tenth* „ we kumi.

*E.g.* Mulombe wa musanu a umwi, i.e. *the sixth boy.*

Mulombe wa musanu a bili, i.e. *the seventh boy.*

Mulombe wa musanu a tatu, i.e. *the eighth boy.*

Mulombe wa musanu a ne, i.e. *the ninth boy.*

Mulombe we kumi, i.e. *the tenth boy.*

Sometimes the Ordinal stands at the beginning of a sentence, and then it has the prefix *i-*.

*E.g.* Ibwetanzi mbu bwangu, *the first is mine.*

Ichetanzi nche changu, *the first is mine.*

The form is, of course, determined by the class of noun to which the phrase relates.

### 3. NUMERALS USED ADVERBIALY.

*Once* is kamwi.

*Twice* „ tubili.

*Three times* „ tutatu.

*Four times* „ tune.

*Five times* „ tusanu.

*Six times* „ musanu a kamwi.

*Seven times* „ musanu a tubili.

*Eight times* „ musanu a tutatu.

*Nine times* „ musanu a tune.

*Ten times* „ ikumi.

## 4. INDEFINITE NUMERALS.

These are such as "some," "other," "little," "few," "all," "only," which had better be given in tabular form.

	<i>One.</i>	<i>Some.</i>	<i>Every.</i>
1.	umwi	bamwi	umwi a umwi.
2.	umwi	imwi	umwi a umwi.
3.	dimwi	amwi	dimwi e dimwi.
4.	bumwi	amwi	bumwi a bumwi.
5.	kumwi	amwi	kumwi a kumwi.
6.	kamwi	tumwi	kamwi a kamwi.
7.	chimwi	zimwi	chimwi e chimwi.
8.	imwi	zimwi	imwi e imwi.
9.	lumwi	zimwi	lumwi a lumwi.
9a.	lumwi	amwi	lumwi a lumwi.

	<i>Another.</i>	<i>Other.</i>	<i>Little of.</i>	<i>Few.</i>
1.	umbi	bambi	muche	bache.
2.	umbi	imbi	muche	miche.
3.	dimbi	ambi	diche	mache.
4.	bumbi	ambi	buche	mache.
5.	kumbi	ambi	kuche	mache.
6.	kambi	tumbi	kache	tuche.
7.	chimbi	zimbi	chiche	ziche.
8.	imbi	zimbi	inche	ziche.
9.	lumbi	zimbi	luche	ziche.
9a.	lumbi	ambi	luche	mache.

	<i>Whole.</i>	<i>All.</i>	<i>Only.</i>	<i>Merely.</i>
1.	<i>1st Person</i>	tonse	endike	atulike.
	<i>2nd Person</i>	nonse	odike	amulike.
	<i>3rd Person</i>	bonse	adike	abalike.
2.	onse	yonse	aulike	eyilike.
3.	dionse	onse	edilike	alike.
4.	bonse	onse	abulike	alike.
5.	konse	onse	akulike	alike.
6.	konse	tonse	akalike	atulike.
7.	chonse	zyonse	echilike	ezilike.
8.	yonse	zyonse	eyilike	ezilike.
9.	lonse	zyonse	alulike	ezilike.
9a.	lonse	onse	alulike	alike.

Illustrations need scarcely be given, or at least they can easily be made if we give a sample only :

Mulombe umwi wi inka, umwi wa chala, *One boy goes, one remains.*

Balombe bamwi ba ka bona kale, *Some boys have seen already.*

Na a zwa mulombe umwi, wa sika umbi. *When one boy had gone, another arrived.*

Balombe bamwi ba ka sika, junza ba zo za bambi, *Some boys have arrived, to-morrow others will come.*

Isamu dia wa, ndibotu, ndiche bio idi bolede, *The tree has fallen, it is a good one, a small part only is rotten.*

Mu lusaka olu masamu mache adi luleme, *In this forest few trees are straight.*

Chuno chonse cha ka mana, *The whole stool is finished.*

Zyuno zyonse zya ka mana, *All the stools are finished.*

Ndime nda ka chita echi endike, *I have done this alone.*

Bantu be za, umwi a umwi u jisi isumu diakwe, *The people came, every one having his spear.*

#### LOCATIVE ADJECTIVES.

The three locative prefixes may be used with adjectives, as the following sentences show :—

Omuno munganda mubotu, *Here in the house it is good.*

A mu kale monse mukati mu lubaya, *Sit everywhere inside the fence.*



## THE PRONOUNS

IN Tonga we find the following kinds of Pronouns : Personal, Substantive, Possessive, Interrogative, Reflexive, Demonstrative, and Relative.

There are no forms to denote sex.

There are different forms for singular and plural ; for first, second, and third persons ; and also third personal pronouns for use with the various noun classes.

### PERSONAL PRONOUNS.

The following is a table of Personal pronouns :---

		SINGULAR.		PLURAL.	
<i>Class.</i>	<i>Person.</i>	<i>Nominative.</i>	<i>Accusative.</i>	<i>Nominative.</i>	<i>Accusative.</i>
1.	<i>1st.</i>	nda, ndi, n, m ndadi	ndi, n, m	tu, twa twadi	tu
	<i>2nd</i>	u, wa udi, wadi	ku	inu, mwa, mudi, mwadi	mu
	<i>3rd</i>	u, wa, a udi, wadi	mu	ba badi	ba
2.	<i>3rd</i>	u, wa udi, wadi	u	i, ya idi, yadi	i
	3.	di, dia didi, diadi	di	a adi	a
4.	4.	bu, bwa budi, bwadi	bu	a adi	a
	5.	ku, kwa kudi, kwadi	ku	a adi	a
6.	6.	ka kadi,	ka	tu, twa tudi, twadi,	tu
	7.	chi, cha chidi, chadi	chi	zi, zya zidi, zyadi	zi

	SINGULAR.		PLURAL.	
<i>Class. Person.</i>	<i>Nominative.</i>	<i>Accusative.</i>	<i>Nominative.</i>	<i>Accusative.</i>
8.	i, ya idi, yadi	i	zi, zya zidi, zyadi	zi
9.	lu, lwa ludi, lwadi	lu	zi, zya zidi, zyadi	zi
9a.	lu, lwa ludi, lwadi	lu	a adi	a

*Locatives* :—

mu, mwa, mudi  
ku, kwa, kudi  
a, adi

#### NOTES.

1st per. sing. Nominative form *nda* is the one in most frequent use. *E.g.* Nda bona, *I see.*

The form *ndi* is used when euphony demands a change, and is also always used in the perfect indicative form of verb, *e.g.* Ndi bwene, *I have seen.*

The forms *n* and *m* are used in some imperatives, and with the present subjunctive, *e.g.* Mbone, *That I may see*; Nkale, *That I may sit.*

1st per. sing. Accusative form *ndi* is in general use. The final *i* may be elided or assimilated for euphonic reasons, *e.g.* Ba ndi buzia, *They told me*; Ba nd'ita, *They call me.*

The forms *m* and *n* are most frequently used with verbs in interrogative sentences, *e.g.* Mfutuke ime na? *Shall I be saved?*

2nd per. sing. Nom. forms *u* and *wa* are identical with those in the third person. The context decides which personal pronoun is being used.

*Wa* is used in expressions which have a past or aorist sense, along with particles like *ku, ka*, *e.g.* Wa ka bona, *You saw.*

*U* is used with future tense, *e.g.* U yo bona, *You will see.*

3rd per. sing. Nom. forms *wa* and *u* are used as above, and need no further comment, except to note that *wa* is used after the nouns which form the subjects of sentences.

*A* is the pronoun form of the subjunctive and imperative moods, *e.g.* A bone, *Let him see.*

1st per. plur. Nom. form *tu* is used with the future tense, *e.g.* Tu yo bona, *We shall see.*

The form *twa* is used with past or aorist, e.g. *Twa bona, We saw.*

2nd per. plur. Nom. form *mu* is used with future tense, e.g. *Mu yo bona, You will see.*

The form *mwa* is used with past or aorist, e.g. *Mwa bona, You saw.*

3rd per. plur. Nom. form *ba* is used with all tenses, and is also the particle used after the plural noun subject of a sentence.

The forms with the suffix *-di* may be emphatic. When used with *u, mu, tu*, these have a progressive idea. When used with *wa, twa, mwa*, these have a past tense.

The accusative pronouns are always placed between the subject of the sentence and the verb, never after the verb as in English, e.g. *Nda mu bona, I saw him.*

Pronouns of Classes 2 to 9. Whenever a noun is the subject of a sentence, it is always followed by a personal pronoun as already noted. These pronouns are as shown in the table. The short forms in the nominative are used with the present and future tenses, and the longer ones with the past and aorist. All the nominative forms may take the suffix *-di*. The accusative pronoun forms are always used as shown without any variant.

The following illustrations may be noted :—

Muchila wa ka lampa. Ndu u bona, *The tail is long. I saw it.*

Kutwi ku la chisa. Nda ku bona, *The ear is painful. I saw it.*

Lugwalo lwa ka mana. Nda lu bona, *The letter is finished. I saw it.*

The locatives *mu, ku, and a* again appear as pronouns. They may take these forms or the expanded ones *mwa, kwa, mudi, kudi*.

E.g. *Munganda mu la tontola, In the house it is quiet.*

*Mwa sia munganda, It is dark in the house.*

*Mudi sofweede monse munganda, It is dirty everywhere in the house.*

### SUBSTANTIVE PRONOUNS.

Sometimes a pronoun is used substantively instead of the noun, and in this case we get two personal pronouns used together. These have different forms. The latter one used

would be one of the personal forms already noted. The former or substantive one would take one of the following forms :—

## (a) SIMPLE FORM.

Class.	Person.	Singular.	Plural.
1.	1st	ime, <i>I myself.</i>	iswe, <i>we ourselves.</i>
	2nd	uwe, <i>thou thyself</i>	inywe, <i>you yourselves.</i>
	3rd	alakwe, <i>he himself</i>	abalabo, <i>they themselves.</i>
2.	3rd	aulao	eyilayo.
3.		ediladio	alao.
4.		abulabo	alao.
5.		akulako	alao.
6.		akalako	atulato.
7.		echilacho	ezilazyo.
8.		eyilayo	ezilazyo.
9.		alulalo	ezilazyo.
9a.		alulalo	alao.

*Locatives* :—

amulamo.

akulako.

alao.

*E.g.* Ime nda ka abila zintu zimwi, *I, I have divided among them some things.*

Alakwe wa ka tobela musule, *He, he has followed afterwards.*

Ediladio dia ke bila izuba, *It, it has set the sun.*

Amulamo omo mwa sia, *Over there also it was dark.*

Akulako oko kwa bota, *Over there also it was good.*

## (b) INDICATIVE FORM.

Class.	Person.	Singular.	Plural.
1.	1st	ndime, <i>it is I</i>	ndiswe, <i>it is we.</i>
	2nd	nduwe, <i>it is thou</i>	ndinywe, <i>it is you.</i>
	3rd	nguwe, <i>it is he</i>	mbabo, <i>it is they.</i>
2.	3rd	nguo, <i>it is it</i>	njiyo, <i>it is they.</i>
3.		ndidio	ngao.
4.		mbubo	ngao.
5.		nkuko	ngao.
6.		nkako	ntuto.
7.		nchicho	nzizyo.
8.		njiyo	nzizyo.
9.		ndulo	nzizyo.
9a.		ndulo	ngao.

*Locatives* :—

mumo.  
nkuko.  
mpao.

These are affirmative and indicative pronouns pointing out something or somebody, indicating the author of an action or means by which it is done.

When these forms are used with the prepositions "from," "to," "at," these latter take the form *mudi, kudi, adi*.

Each of the above pronouns is changed to the negative by prefixing the particle *e-*.

The following examples may be noted :—

Ndime nda ka chita obo, *It is I who did so.*

Inganda ya ka yakwa a mbabo, *The house was built by them.*

A mu bole kudi ndime, *Come back to me.*

Endime si ambide obo, *It is not I, I have not spoken in this way.*

(c) PREPOSITIONAL FORM.

Class.	Person.	Singular.	Plural.
1.	1st	mbede, <i>me</i>	tubede, <i>us.</i>
	2nd	ubede, <i>thee</i>	mubede, <i>you</i>
	3rd	abede, <i>he.</i>	babede, <i>them.</i>
2.	3rd	ubede	ibede.
3.		dibede	abede.
4.		bubede	abede.
5.		kubede	abede.
6.		kabede	tubede.
7.		chibede	zibede.
8.		ibede	zibede.
9.		lubede	zibede.
9a.		lubede	abede.

*Locatives* :—

mwabede.  
kwabede.  
mpabede.

The above forms are verbal. The latter part *-bede* is the perfect of the verb "to be." In this way if we get a sentence such as, *Ka ya nko babede*, it really means, *Go to where they*

are, yet in daily use it often has the intention only of *Go to them*.

No other illustrations need be given.

(d) CONJUNCTIVAL FORM.

Class.	Person.	Singular.	Plural.
1.	1st	ambe, <i>I also, with me</i>	aswe, <i>we also, with us</i>
	2nd	aye, <i>thou also, even thee</i>	anywe, <i>you also, even you.</i>
	3rd	awe, <i>it also, with it</i>	abo, <i>they also, with them.</i>
2.	3rd	ao, <i>it also, with it</i>	eyo, <i>they also, with them.</i>
3.		edio	ao.
4.		abo	ao.
5.		ako	ao.
6.		ako	ato.
7.		echo	ezyo.
8.		eyo	ezyo.
9.		alo	ezyo.
9a.		alo	ao.

These all have the conjunctive particle *a* or a modified form for euphony.

They may all be used in either nominative or accusative.

The nominatives have the meaning, "and I," "I also," "even it," "even I," "it also," etc.

The accusatives have the meaning "with me," "with it."

The following examples may be noted :—

Ambe nda ka yaka, *And I also, I have built.*

Nda ka bola awe, *I have returned with him.*

Ezyo impongo zi la chela, *They also, the goats, they are grazing.*

No wa bola ku munzi, u bole ezyo, *When you return to the village, you will return with them.*

The Conjunctival form of substantive pronoun may be emphasized by the addition of *-bo*. We therefore get the following forms :—

1st person	ambebo	aswebo.
2nd „	ayebo	anywebo.
3rd „	ayebo	abalabo.

*E.g.* Kansyo u inke uwe, ambebo ndi inka, *If you go, I also, I go, i.e. If you go I go also.*

## POSSESSIVE PRONOUNS.

The following is a table of Possessive pronouns :—

Class.	Person.	Singular.	Plural.
1.	1st	-ngu, <i>my, mine</i>	-esu, <i>our, ours.</i>
	2nd	-ko, <i>thy, thine</i>	-nu, <i>your, yours.</i>
	3rd	-kwe, <i>his, hers, its</i>	-bo, <i>their, theirs.</i>
2.	3rd	-o, <i>its</i>	-yo, <i>theirs.</i>
3.		-dio	-o.
4.		-bo	-o.
5.		-ko	-o.
6.		-ko	-to.
7.		-cho	-zyo.
8.		-yo	-zyo.
9.		-lo	-zyo.
9a.		-lo	-o.

As the form shows, these need completion by a prefix. The prefixes used are the Genitive particles (page 26).

It is somewhat difficult at first to realize the use of this pronoun, probably because in English the words "its," or "their" are used in the third person, no matter what noun is being linked up. It will be well at once to learn that the possessive formula is not pronoun + noun as in English, but noun + possessive, or, to be more explicit, noun possessed + corresponding genitive particle + possessive pronoun agreeing with its possessor, *i.e.*

*His house = House of him.*

*The cow and her calf = Cow and child of her.*

*i.e.* substantive, conjunction, noun possessed, genitive particle, pronoun agreeing with possessor.

In Tonga, Ingombe a mwana weyo.

Similarly, we get the following illustrations :—

Mulombe wangu, *My boy.*

Mulombe wako, *Your boy.*

Mulombe wakwe, *His boy.*

Balombe bangu, *My boys, etc.*

Muchila a boya bwao, *The tail and its hair.*

Michila a boya bweyo, *The tails and their hair.*

Ikanda a boya bwedio, *The skin and its hair.*

Makanda a boya bwao, *Skins and their hair.*

Butala a zidyo zyabo, *The grain bin and its grain.*  
 Matala a zidyo zyao, *Grain bins and their grain.*  
 Kutwi a mudimo wako, *The ear and its work.*  
 Matwi a midimo yao, *Ears and their works.*  
 Kasimbi e nchoko zyako, *The girl and her bracelets.*  
 Tusimbi e nchoko zyato, *Girls and their bracelets.*  
 Chuno a mauu echo, *The stool and its legs.*  
 Zyuno a mauu ezyo, *Stools and their legs.*  
 Impongo a chata cheyo, *The goat and its kraal.*  
 Impongo a chata chezyo, *Goats and their kraal.*  
 Lunyolo a butale bwalo, *The razor and its iron.*  
 Inyolo a butale bwezyo, *Razors and their iron.*  
 Jugwalo a makani alo, *The letter and its affairs.*  
 Magwalo a makani ao, *Letters and their affairs.*

## LOCATIVE POSSESSIVES.

	Prefixed by mu.		Prefixed by ku.		Prefixed by a.	
	Singular.	Plural.	Singular.	Plural.	Singular.	Plural.
1.	mwangu	mwesu	kwangu	kwesu	angu	esu.
	mwako	mwanu	kwako	kwanu	ako	anu.
	mwakwe	mwabo	kwakwe	kwabo	akwe	abo.
2.	mwao	mweyo	kwao	kweyo	ao	eyo.
3.	mwedio	mwao	kwedio	kwao	edio	ao.
4.	mwabo	mwao	kwabo	kwao	abo	ao.
5.	mwako	mwao	kwako	kwao	ako	ao.
6.	mwako	mwato	kwako	kwato	ako	ato.
7.	mwecho	mwezyo	kwecho	kwezyo	echo	ezyo.
8.	mweyo	mwezyo	kweyo	kwezyo	eyo	ezyo.
9.	mwalo	mwezyo	kwalo	kwezyo	alo	ezyo.
9a.	mwalo	mwao	kwalo	kwao	alo	ao.

These are formed by the locative forms *mwa*, *kwa*, and *a* being prefixed to the possessive pronouns.

mwangu, *in of mine.*    mwako, *in of yours.*    mwakwe, *in of his or hers, its.*  
 kwangu, *to of mine.*    kwako, *to of yours.*    kwakwe, *to of his, etc.*  
 angu, *at of mine.*    ako, *at of yours.*    akwe, *at of his, etc.*

These are used with a meaning something like this—

*inside one, inside one's home, in it.*  
*towards one, towards one's home, towards it.*  
*at one, at one's home, at it.*



*E.g.*, Omuno mwangu ta mu kwe mudimo, *Inside my home there is no work.*

U zi tole kwako ezi impongo, *Take these goats to your place.*  
Onse akwe ta kwe manda mabotu, *There are no good houses at his place.*

Munzi mubotu logo. Twa ka kede mumbadi mwao,  
*It is a very good village. We sat by the side of it.*

Tola chuno kunganda. U chi bike kumbadi kweyo, *Take this stool to the house. Put it by its side.*

## ENCLITIC POSSESSIVES.

Sometimes possessive pronouns are affixed to nouns so as to make one word. The following examples may be noted :—

mwanangu, *my child*, i.e. mwana wangu.  
mwanako, *your child*, i.e. mwana wako.  
mwanakwe, *his child*, i.e. mwana wakwe.  
mwanesu, *our child*, i.e. mwana wesu.  
mwananu, *your child*, i.e. mwana wanu.  
mwanabo, *their child*, i.e. mwana wabo.  
tatesu, *our father*, i.e. tata wesu.  
mulombangu, *my boy*, i.e. mulombe wangu.  
munkalangu, *my dog*, i.e. munkala wangu.  
muchizangu, *my sister*, i.e. muchizi wangu.

Often we find the following particles :—

-ma, <i>my fellow</i> . . .	-nyokwesu, <i>our fellow</i> . . .
-nyoko, <i>thy fellow</i> . . .	-nyokwanu, <i>your fellow</i> . . .
-nyokwe, <i>or -nyena, his</i>	-nyokwanu, <i>your fellow</i> . . .
<i>fellow</i> . . .	

*E.g.* mulutima, *my fellow-missionary.*  
mulombema, *my fellow-boy.*  
mukwatwama, *my fellow-wife.*  
mukazima, *my fellow-wife.*  
musama, *my fellow-initiate.*

## INTERROGATIVE POSSESSIVE PRONOUNS.

The interrogative -ni? *whose?* is joined with the genitive particle to form Interrogative Possessive Pronouns, *e.g.*:

*Whose boy is this?* Mulombe oyu ngu wani?  
*Whose children are these?* Bana aba mbi bani?  
*Whose stool is this?* Chuno echi nchi chani?  
*Whose goats are these?* Impongo ezi nzi zyani?

## INTERROGATIVE PRONOUNS.

1. Sing. -ni ? Pl. -bani ? *who ? whom ?*
2. Sing. and Pl. -nzi ? *what ?*
3. Sing. and Pl. -nyamanzi ? *what ?*
4. Sing. and Pl. -ni ? *whose ?*
5. Sing. and Pl. -di ? *which ?*
6. Sing. and Pl. -ngai ? *how many ?*

1. The suffixes *-ni* and *-bani* in use give such expressions as :

- Nduweni ? *Who art thou ?*  
 Ngwani ? *Who is he ?*  
 Ndinywebani ? *Who are you ?*  
 Nbi bani ? *Who are they ?*  
 Wa ambulani ? *With whom did you speak ?*  
 Wa pekwani echi ? *By whom were you given this ?*

2. The interrogative *nzi* is principally used with verbs, e.g. :

- Wa ka chita nzi ? *What has he done ?*  
 Ba amba nzi ? *What do they say ?*

It is also used in a general sort of way with the particles *chi* or *ni*, to ask the question, *What is it ?* E.g. *Chinzi ? or Ni nzi ?*

3. The suffix *-nyamanzi* is affixed to the various noun classifiers or to modified copulative particles in asking the question, *What is it ? What are they ?*

Class 1.	munyamanzi	banyamanzi.
2.	munyamanzi	minyamanzi.
3.	dinyamanzi	manyamanzi.
4.	bunyamanzi	manyamanzi.
5.	kunyamanzi	manyamanzi
6.	kanyamanzi	tunyamanzi.
7.	chinyamanzi	zinyamanzi.
8.	inyamanzi	zinyamanzi.
9.	lunyamanzi	zinyamanzi.
9a.	lunyamanzi	manyamanzi.

With the Copulatives we get the following forms :—

Class 1.	ngunyamanzi	mbanyamanzi.
2.	ngunyamanzi	njinyamanzi.
3.	ndinyamanzi	nganyamanzi.
4.	mbunyamanzi	nganyamanzi.

Class 5.	nkunyamanzi	nganyamanzi.
6.	nkanyamanzi	ntunyamanzi.
7.	nchinyamanzi	nzinyamanzi.
8.	ninyamanzi	nzinyamanzi.
9.	ndunyamanzi	nzinyamanzi.
9a.	ndunyamanzi	nganyamanzi.

4. The Interrogative Possessive Pronoun *-ni* has been previously treated. (Page 61.)

5. The suffix *-di* ? *which* ? is used when one is desirous of deciding between one thing and others of the same kind. The suffix is added to the short form of the personal pronoun or the above forms of copulative particle as used with the interrogatives.

Wa langula muntu udi ?	} <i>Which person did you seek ?</i>
Ngudi muntu ngo wa langula ?	
Wa beza chuno chidi ?	} <i>Which stool did you carve ?</i>
Nchidi chuno ncho wa beza ?	

6. The Interrogative *-ngai* ? is prefixed with the particles used with the numerals, and also with the above forms of copulatives.

Bantu bongai ?	Mbangai bantu ?
Tusimbi tongai ?	Ntungai tusimbi ?
Impongo zyongai ?	Nzingai impongo ?

### REFLEXIVE PRONOUNS.

The Reflexive Pronoun *-di* is prefixed to a verb. This form is used for all numbers, persons, and noun classes. Thus we get such expressions as :

Nda dijaya, <i>I killed myself.</i>
Nda dianga, <i>I tied myself.</i>
Ba dibika, <i>They placed themselves.</i>
Masamu ta dieti, <i>Trees do not bring themselves.</i>
Impongo zya dichezia, <i>The goats grazed themselves.</i>

### DEMONSTRATIVE PRONOUNS.

The following is a table of Demonstrative Pronouns :—

	<i>This.</i>	<i>These.</i>	<i>That.</i>	<i>Those.</i>	<i>Yonder.</i>	<i>Yonder.</i>
1.	oyu	aba	oyo	abo	udia	abaya
2.	oyu	eyi	oyo	eyo	udia	idia

	<i>This.</i>	<i>These.</i>	<i>That.</i>	<i>Those.</i>	<i>Yonder.</i>	<i>Yonder.</i>
3.	edi	aya	edio	ayo	edia	adia
4.	obu	aya	obo	ayo	obuya	adia
5.	oku	aya	oko	ayo	okuya	adia
6.	aka	otu	ako	oto	akaya	otuya
7.	echi	ezi	echo	ezyo	echia	ezia
8.	eyi	ezi	eyo	ezyo	idia	ezia
9.	olu	ezi	olo	ezyo	udia	ezia
9a.	olu	aya	olo	ayo	udia	adia
mu.	omuno		omo		oniya	
ku.	okuno		oko		okuya	
a.	ano, awa		awo		adia.	

These pronouns need no explanation. *This* and *these* are used to denote things close at hand; *that* and *those* to denote those further away or those previously referred to; and *yonder*, to things which are more remote still, *e.g.* :

<i>This.</i>	<i>That.</i>	<i>Yonder.</i>
Mulombe oyu.	Mulombe oyo.	Mulombe udia.
Muchila oyu.	Muchila oyo.	Muchila udia.
Ikanda edi.	Ikanda edio.	Ikanda edia.
Butala obu.	Butala obo.	Butala obuya.
Kutwi oku.	Kutwi oko.	Kutwi okuya.
Kasimbi aka.	Kasimbi ako.	Kasimbi akaya.
Chuno echi.	Chuno echo.	Chuno echia.
Impongo eyi.	Impongo eyo.	Impongo idia.
Lunyolo olu.	Lunyolo olo.	Lunyolo udia.
Lugwalo olu.	Lugwalo olo.	Lugwalo udia.

<i>These.</i>	<i>Those.</i>	<i>Yonder.</i>
Balombe aba.	Balombe abo.	Balombe abaya.
Michila eyi.	Michila eyo.	Michila idia.
Makanda aya.	Makanda ayo.	Makanda adia.
Matala aya.	Matala ayo.	Matala adia.
Matwi aya.	Matwi ayo.	Matwi adia.
Tusimbi otu.	Tusimbi oto.	Tusimbi otuya.
Zyuno ezi.	Zyuno ezyo.	Zyuno ezia.
Impongo ezi.	Impongo ezyo.	Impongo ezia.
Inyolo ezi.	Inyolo ezyo.	Inyolo ezia.
Magwalo aya.	Magwalo ayo.	Magwalo adia.

The copulative particles may be prefixed to these forms, so that we get the following expressions :—

	<i>This.</i>	<i>These.</i>	<i>That.</i>	<i>Those.</i>	<i>Yonder.</i>	<i>Yonder.</i>
1.	ngoyu	mbaba	ngoyo	mbabo	ngudia	mbabaya
2.	ngoyu	njeyi	ngoyo	njeyo	ngudia	njidia
3.	ndedi	ngaya	ndedio	ngayo	ndedia	ngadia
4.	mbobu	ngaya	mbobo	ngayo	mbobuya	ngadia
5.	nkoku	ngaya	nkoko	ngayo	nkokuya	ngadia
6.	nkaka	ntotu	nkako	ntoto	nkakaya	ntotuya
7.	nchechi	nzezi	nchecho	nzezyo	nchechia	nzezia
8.	njeyi	nzezi	njeyo	nzezyo	njidia	nzezia
9.	ndolu	nzezi	ndolo	nzezyo	ndudia	nzezia
9a.	ndolu	ngaya	ndolo	ngayo	ndudia	ngadia

*E.g.* Ngoyu mulombe, *This is the boy.*

Ngudia mulombe, *Yonder is the boy.*

Nchechi chuno, *This is the stool, etc.*

We sometimes get another form of the pronouns *this* and *these*, as follows :—

	<i>Exactly this.</i>	<i>Exactly these.</i>
1.	uno	bano
2.	uno	ino
3.	edino	ano
4.	obuno	ano
5.	okuno	ano
6.	akano	otuno
7.	echino	ezino
8.	ino	ezino
9.	oluno	ezino
9a.	oluno	ano

These forms may be emphatic or may give the added idea, *on this, this here, on these, these here.*

More frequently these are found with the copulatives, so that we get the following expressions :—

	<i>It is here.</i>	<i>These are here.</i>
	<i>This is it.</i>	<i>These are they.</i>
	<i>Here it is.</i>	<i>There they are.</i>
1.	Nguno.	Mbano.
2.	Nguno.	Njino.
3.	Ndedino.	Ngano.
4.	Mbobuno.	Ngano.
5.	Nkokuno.	Ngano.
6.	Nkakar.	Ntotuno.
7.	Nchechino.	Nzezino.

8. Njino.	Nzezino.
9. Ndoluno.	Nzezino.
9a. Ndoluno.	Ngano.

The Locative Demonstratives, as shown in the table of Demonstratives, are used in this way, e.g. :

Munganda omuno, ta mu kwe kudyā, *In this house there is no food.*

Munganda omo, ta mu kwe kudyā, *In that house there is no food.*

Munganda omuya, ta mu kwe kudyā, *In yonder house there is no food.*

Eta echi okuno ku nganda, *Bring this here to the house.*

Tola echi oko ku nganda, *Take this there to the house.*

Tola echi okuya ku nganda, *Take this yonder to the house.*

Bika ano, *Put it here.*

Bika awa, *Put it here*

Kala awo, *Sit there.*

Kala adia, *Sit yonder.*

From these illustrations it will be easily seen that the *mu-* form implies *in*, the *ku-* form implies *to*, and the *a-* form implies *at* or *on*. This means that you could not say, *Eta ano*, nor yet could you say, *Bika okuno*.

### RELATIVE PRONOUNS.

The following is a table of Relative Pronouns :—

First Form.		Second Form.		Third Form.	
Sing.	Pl.	Sing.	Pl.	Sing.	Pl.
1. u	ba	iwa	iba	ngo	mbe
2. u	i	iwa	iya	ngo	nje
3. di	a	idia	a	nde	nge
4. bu	a	ibwa	a	mbo	nge
5. ku	a	ikwa	a	nko	nge
6. ka	tu	ika	itwa	nke	nto
7. chi	zi	icha	izya	nche	nzye
8. i	zi	iya	izya	nje	nzye
9. lu	zi	ilwa	izya	ndo	nzye
9a. lu	a	ilwa	a	ndo	nge
mu.	mo			mo	
ku.	ko			nko	
a.	a, mpa			mpo	

1. When the subject of the relative clause represents the antecedent noun, we use the first form of the Relative Pronoun on all occasions, except when the verb is in the past or aorist tenses.

2. When the subject of the relative clause represents the antecedent noun, and when the verb is in the past or aorist, we use the second form.

3. When the subject of the relative clause does not represent the antecedent noun, we use the third form, *e.g.* :

1. Ngoyu mulombe u enda ambe, *This is the boy who goes with me.*
2. Ngoyu mulombe iwa ka sikide ambe, *This is the boy who arrived with me.*
3. Molombe oyu ngo nda enda awe mubotu, *This boy with whom I walked is good.*

Using locatives, we get such expressions as :

Bika echi omo mo wa chi jana, *Put this there where you found it.*

Ko ya okuya nko nda ka zwa, *You go yonder from whence I have come.*

## THE VERB

TONGA verbs generally end in *-a*. The exceptions are :

1. Negative finals in *-i*.
2. Perfect finals in *-e*.
3. Subjunctive, Imperative, and Potential finals in *-e*.
4. Verb *to say*, *ku ti*.

The simplest form of the Verb is found in the second person singular of the present imperative. When the final vowel is removed from this form, we get the verb root, and it is to this root form that additions are either prefixed or suffixed.

### VERBAL SPECIES.

There are nine species of verbs, all being derivative forms secured by adding to, or changing the final part of the regular verb.

#### 1. THE RELATIVE SPECIES.

These may be called the applicative. The change gives a prepositional meaning to the verb. We may say that it adds the words *for*, *to*, *on behalf of*, or *about* to the original meaning of the verb.

The Relative is formed in the following ways :—

(a) By affixing *-ina* or *-ena* to verbs ending with *-na* or *-ma*.

<i>E.g.</i> <i>ku tina</i> , <i>to squeeze</i> .	<i>ku tinina</i> , <i>to squeeze for</i> .
<i>ku fugama</i> , <i>to kneel</i> .	<i>ku fugamina</i> , <i>to kneel to</i> .
<i>ku lema</i> , <i>to be heavy</i> .	<i>ku lemema</i> , <i>to be heavy upon</i> .

The form *-ina* follows verb roots containing *a*, *i* or *u*.

The form *-ena* follows verb roots containing *e* or *o*.

(b) By affixing *-ila* or *-ela* to verbs,



<i>E.g.</i> ku amba, <i>to speak.</i>	ku ambila, <i>to speak to.</i>
ku beza, <i>to carve.</i>	ku bezela, <i>to carve for.</i>
ku leta, <i>to bring.</i>	ku letela, <i>to bring to.</i>
ku jika, <i>to cook.</i>	ku jikila, <i>to cook for.</i>

(c) By affixing *-wida* to some disyllabic and most polysyllabic verbs ending in *-la*, *-na*, and similar syllables.

<i>E.g.</i> ku tenda, <i>to cut.</i>	ku tendwida, <i>to cut for.</i>
ku langula, <i>to search.</i>	ku langwida, <i>to search for.</i>
ku agununa, <i>to untie.</i>	ku angunwida, <i>to untie for.</i>

(d) By affixing *-zia* to forms of verbs ending in *-sia*, *-zia*.

<i>E.g.</i> ku njizia, <i>to put in.</i>	ku njizizia, <i>to put in for.</i>
ku bisia, <i>to destroy.</i>	ku bisizia, <i>to destroy for.</i>

(e) By affixing *-da* to modified form of monosyllabic verbs.

<i>E.g.</i> ku dya, <i>to eat.</i>	ku dida, <i>to eat for.</i>
ku za, <i>to come.</i>	ku zida, <i>to come for.</i>
ku nywa, <i>to drink.</i>	ku nywida, <i>to drink for.</i>

Concerning the use of this relative suffix we may note that :

1. Intransitive verbs become transitive.

<i>E.g.</i> Nda kalala, <i>I am angry.</i>
Nda mu kaladila, <i>I am angry with him.</i>

2. Transitive verbs take two objects, one direct and the other indirect.

<i>E.g.</i> Wa bezela mwami chuno, <i>He carved a stool for the chief.</i>
--

3. The Active form of the verb with this suffix may be made Passive by inserting *w* before the final vowel.

<i>E.g.</i> ku beza, <i>to carve.</i>
ku bezela, <i>to carve for.</i>
ku bezelwa, <i>to be carved for.</i>

4. Some verbs have two relative forms.

<i>E.g.</i> ku amba, <i>to speak.</i>	ku ambila, <i>to speak to.</i>
	ku ambidila, <i>to speak on behalf of.</i>
ku komba, <i>to pray.</i>	ku kombila, <i>to pray to.</i>
	ku kombidila, <i>to pray on behalf of.</i>
ku dinda, <i>to watch.</i>	ku dindila, <i>to watch for.</i>
	ku dindidila, <i>to watch on behalf of.</i>

## 2. THE CAUSATIVE SPECIES.

These verbs express the idea of causing, helping, making, or compelling a thing to be done.

The Causative is formed in the following ways :--

(a) By affixing *-zia* to verbs ending in *-la*, *-nga*, *-nda*, *-ia*, or *-ya*.

<i>E.g.</i> ku dila, <i>to cry.</i>	ku dizia, <i>to make cry.</i>
ku langa, <i>to behold.</i>	ku lanzia, <i>to make behold.</i>
ku tonda, <i>to taboo.</i>	ku tonzia, <i>to make taboo.</i>
ku sia, <i>to be black.</i>	ku sizia, <i>to blacken.</i>
ku jaya, <i>to kill.</i>	ku jazia, <i>to make kill.</i>

(b) By suffixing *-sia* to verbs ending with *-ka*, *-nka*, *-nta*.

<i>E.g.</i> ku buka, <i>to arise.</i>	ku busia, <i>to awaken.</i>
ku sinka, <i>to obstruct.</i>	ku sinsia, <i>to make obstruct.</i>
ku tanta, <i>to climb.</i>	ku tansia, <i>to make climb.</i>

(c) By affixing *-ia* or *-ya* to verbs ending with *-na*, *-ta*, *-ba*, *-sa*, *-ma*, *-mpa*, *-mba*.

<i>E.g.</i> ku bona, <i>to see.</i>	ku bonya, <i>to make see.</i>
ku chita, <i>to do.</i>	ku chitia, <i>to make do.</i>
ku taba, <i>to support.</i>	ku tabya, <i>to make support.</i>
ku chisa, <i>to be painful.</i>	ku chisia, <i>to make painful.</i>
ku yuma, <i>to be dry.</i>	ku yumia, <i>to make dry.</i>
ku ampa, <i>to touch.</i>	ku ampya, <i>to make touch.</i>
ku amba, <i>to speak.</i>	ku ambya, <i>to make speak.</i>

These must only be regarded as general rules, and many exceptions will be found.

*E.g.* ku fwamba becomes fwanzia or fwanzanya quite as frequently as fwambya.

ku zunda becomes zundya, *not* zunzia.

A verb may be changed from Intransitive to Transitive by the addition of a causative suffix.

*E.g.* Nda buka, *I arise.* Nda mu busia, *I awakened him.*

### 3. THE RECIPROCAL SPECIES.

These verbs express mutual action, the doing of something together.

The Reciprocal is formed by the addition of the suffix *-na*.

<i>E.g.</i> ku bona, <i>to see.</i>	ku bonana, <i>to see each other.</i>
ku sula, <i>to hate.</i>	ku sulana, <i>to hate each other.</i>
ku swana, <i>to approach.</i>	ku swanana, <i>to approach each other.</i>

## 4. THE STATIVE SPECIES.

The verbs in the Stative species give the idea of being in a state or condition. They are formed by affixing *-ka*.

<i>E.g.</i> ku tiola, <i>to break.</i>	ku tioka, <i>to be in a broken condition.</i>
ku dunsula, <i>to break.</i>	ku dunsuka, <i>to be in a broken condition.</i>
ku andula, <i>to split.</i>	ku anduka, <i>to be in a split condition.</i>

## 5. THE CAPABLE SPECIES.

Verbs in this species correspond to those in English ending with *-able*, i.e. the action of the verb is capable of being done. These verbs are formed by the addition of the suffix *-ika* or *-eka*.

<i>E.g.</i> ku yanda, <i>to love.</i>	ku yandika, <i>to be lovable.</i>
ku bona, <i>to see.</i>	ku boneka, <i>to be visible.</i>
ku sula, <i>to hate.</i>	ku sulika, <i>to be hateable.</i>

## 6. THE INTENSIVE SPECIES.

The verbs in this species have the same idea as the simple verb, but intensified, as the name implies. This means that the change adds the idea of properly, well, urgently, truthfully, greatly, clearly, carefully, etc.

These verbs are formed by changing the final vowel to *e* or *i* and affixing *-sia*.

<i>E.g.</i> ku suma, <i>to sew.</i>	ku sumisia, <i>to sew properly.</i>
ku bamba, <i>to arrange.</i>	ku bambisia, <i>to arrange well.</i>
ku chita, <i>to do.</i>	ku chitisia, <i>to do urgently.</i>
ku amba, <i>to speak.</i>	ku ambisia, <i>to speak truthfully.</i>
ku yaka, <i>to build.</i>	ku yakisia, <i>to build greatly.</i>
ku bona, <i>to see.</i>	ku bonesia, <i>to see clearly.</i>
ku bala, <i>to read.</i>	ku balisia, <i>to read carefully.</i>

## 7. THE REVERSIVE SPECIES.

The verb of this species give the reverse idea to that of the simple verbs. In English we secure this by prefixing *un-*, e.g. *tie, untie*. Reversive verbs are formed by affixing *-ula*, *-una*, or *-ununa*.

<i>E.g.</i> ku jala, <i>to shut.</i>	ku jula, <i>to open.</i>
ku dima, <i>to dig.</i>	ku dimuna, <i>to reap.</i>
ku anga, <i>to tie.</i>	ku angununa, <i>to untie.</i>

## 8: THE REPETITIVE SPECIES.

As the name implies, these verbs have the idea of repetition, or doing over again. They are the equivalent of English verbs with the prefix *re-*, e.g. *make, remake*. In Tonga they are formed by affixing *-ulula* after the final vowel has been removed.

<i>E.g.</i> ku chita, to <i>make</i> .	ku chitulula, to <i>remake</i> .
ku yaka, to <i>build</i> .	ku yakulula, to <i>rebuild</i> .
ku biala, to <i>sow</i> .	ku bialulula, to <i>resow</i> .

## 9. THE PERSISTENT REPETITIVE SPECIES.

These verbs have the idea of doing over and over again, doing persistently, continuously. This idea is obtained by reduplicating the verb.

<i>E.g.</i> ku pala, to <i>scrape</i> .	ku palapala, to <i>scrape persistently</i> .
ku enda, to <i>walk</i> .	ku endenda, to <i>walk on and on</i> .

NOTE.—Instead of a root verb one may be taken out of any of these species, and although it already has one added suffix, an additional one may be affixed belonging to another species. These need occasion no difficulty.

## VOICE.

As in English, we have verbs in both Active and Passive Voice to denote whether the nominative is the performer of the action or the person upon whom the act is performed.

Active : Nda uma, *I beat*.

Passive : Nda umwa, *I am beaten*.

The Passive is formed by affixing *-ikwa* or *-wa*. Verbs ending in *-sia, -zia, -ya*, take *-ikwa* after removing the final vowel.

<i>E.g.</i> ku bisia, to <i>make bad</i> .	ku bisikwa, to <i>be made bad</i> .
ku njizia, to <i>put in</i> .	ku njizikwa, to <i>be put in</i> .
ku pwaya, to <i>crush</i> .	ku pwayikwa, to <i>be crushed</i> .

Other forms take *-wa*.

<i>E.g.</i> ku jata, to <i>hold</i> .	ku jatwa, to <i>be held</i> .
ku yaka, to <i>build</i> .	ku yakwa, to <i>be built</i> .

We may here note that the Passive is frequently followed by the preposition *by*.

*E.g.* The earth was created by God, Inyika ya lengwa a Leza.

## MOOD.

The moods are exactly equivalent to those used in English.

1. Indicative, for mere statement.
2. Potential, to express possibility.
3. Subjunctive expresses purpose. This mood implies the use of "so that," "in order that," which may or may not be written.
4. Imperative expresses command or entreaty.
5. Infinitive is the simple form of the verb, and is preceded by *ku*. It is equivalent to a noun, but partakes of the nature of a verb because it may take a direct object.

## TENSE.

Tense denotes the time to which the assertion denoted by the verb refers. The names sufficiently denote them. All tenses are obtained by the auxiliary particles noted below except the Perfect, in which the verb form is changed.

The Perfect is formed in the following ways :—

1. Final *-a* changed to *-ide* or *-ede*.  
*E.g.* jaya, to kill, becomes jayide.  
gonka, to cut off, becomes gonkede.
2. Final *-ala* becomes *-ede*.  
*E.g.* kala, to sit, becomes kede.  
lala, to recline, „ lede.  
jala, to shut, „ jede.
3. Final *-ana* becomes *-ene*.  
*E.g.* jana, to find, becomes jene.
4. Final *-ama* becomes *-eme*.  
*E.g.* lulama, to be straight, becomes luleme.
5. Final *-ata* becomes *-ete*.  
*E.g.* kwata, to marry, becomes kwete.
6. Final *-ula* becomes *-ide*.  
*E.g.* jula, to open, becomes jwide.
7. Final *-zia* becomes *-zizie*.  
*E.g.* njizia, to place within becomes njizizie.

Some verbs have two Perfect forms, which may be used interchangeably, *e.g.* :

bona, to see,	has bonede	and bwene
jana, to find,	„ janide	„ jene
zwata, to clothe,	„ zwatide	„ zwete
kala, to sit,	„ kalide	„ kede
ima, to stand,	„ imide	„ imvwi

## NUMBER AND PERSON.

The verb form undergoes no change for either number or person. The pronouns used with the verb do vary for both, and it is by the pronouns used that we decide those of the verb.

## NEGATIVE.

Verbs may be marked off as being in the negative by the use of negative particles or by the negative final vowel *i*, or by both.

## AUXILIARY PARTICLES.

1. *la* is used in the imperfect future.
2. *ka* is used in indicative mood to denote past, in potential mood to denote possibility, and in Imperative Mood as the equivalent of "let."
3. *ta* is used as the equivalent of "not," except in first and second persons.
4. *chi* is used to express continuous action.
5. *ku* is used to express a sort of unfinished idea.
6. *na* is used in many negative expressions.
7. *bu* is used to give the sense "habitually," "continually," "frequently."

## AUXILIARY VERBS.

Many verbs are used as auxiliaries. Before giving a full conjugation of the verb it will be well to note these, so that they need not find a place in the regular conjugation, although they are very frequently used. Linked with another verb in the infinitive, it is often equally expressive, accurate, and grammatical to use one of these auxiliary verbs, and for a beginner it is far more easy than some part of the verb which is not in everyday use.

The following verbs may be noted, and seeing that all are used with the strong verb "sit," the added meaning will be clear. This is not by any means a complete list of such verbs, but sufficiently long to show their common use :—

- |                            |   |
|----------------------------|---|
| ku amba, <i>to say.</i>    | Nda amba ku kala, <i>I want to sit.</i>   |
| ku bala, <i>to carry.</i>  | Nda bala ku kala, <i>I just sat only.</i> |
| ku bija, <i>to be bad.</i> | Nda bija a ku kala, <i>I cannot sit.</i>  |

- ku bula, *to lack*. Nda bula ku kala, *I did not sit*.  
 ku bweda, *to return*. Nda bweda a ku kala, *I sat again*.  
 ku dila, *to cry*. Nda dila ku kala, *I want to sit*.  
 ku fwamba, *to hasten*. Nda fwamba ku kala, *I sat quickly*.  
 ku gama, *to be impudent*. Nda gama ku kala, *I sat on heedlessly*.  
 ku jana, *to find*. Nda jana bu kala, *I sat well*.  
 ku kachilwa, *to be unable*. Nda kachilwa ku kala, *I cannot sit*.  
 ku katala, *to tire*. Nda katala a ku kala, *I am tired of sitting*.  
 ku kondwa, *to be glad*. Nda kondwa ku kala, *I like sitting*.  
 ku konzia, *to be able*. Nda konzia ku kala, *I am able to sit*.  
 ku leka, *to cease*. Nda leka ku kala, *I sat no longer*.  
 ku lumba, *to thank*. Nda lumba ku kala, *I am glad to sit*.  
 ku mana, *to finish*. Nda mana ku kula, *I have finished sitting*.  
 ku sanguna, *to begin*. Nda sanguna ku kala, *I sat first*.  
 ku ti, *to say*. Nda ti nkale, *I was about to sit*.  
 ku ya, *to go*. Nda ya ku kala, *I am going to sit*.  
 ku yanda, *to desire*. Nda yanda ku kala, *I want to sit*.  
 ku yowa, *to fear*. Nda yowa ku kala, *I am afraid to sit*.  
 ku zibila, *to be accustomed*. Nda zibila ku kala, *I am accustomed to sitting*.  
 ku zumina, *to assent*. Nda zumina ku kala, *I will sit, or stay*.  
 ku zundwa, *to be overcome*. Nda zundwa ku kala, *I cannot sit*.  
 ku zwa, *to come out*. Nda zwa a ku kala, *I have just been sitting*.

### CONJUGATION OF THE VERB.

Below we give the conjugation of the verb *ku bona*, *to see*, in the Active Voice.

The Passive need not be given, which would merely be a reduplication in everything except the actual verbal word which would have *w* or *kw* inserted.

The English rendering is not given in full, but only the first person singular placed at the head of each tense. The additional persons and numbers can easily be mentally inserted.

The Negative is given by the side of the Affirmative, so as to impress the differences more forcibly.

It should be noted that the conjugation shows personal pronouns. We have already pointed out on page 25 that a pronoun is used between the subject and predicate of every sentence. The personal pronouns for nouns of Class 1 are therefore as used in the conjugation of *ku bona* here given. Other pronouns must be inserted for use with nouns of the remaining classes.

There is no need to conjugate fully for the third person singular and plural of every noun class, if we note that we need a form of pronoun for the class of noun being used corresponding to the form of the personal pronoun used in this personal conjugation; *i.e.*

1. Where this 3rd per. pron. is short, we use the corresponding short form from table on page 53 for each noun class.

2. Where this per. pron. is long, we need the corresponding long form given under each noun class.

3. Where the per. pron. has the suffix *-di* we need the corresponding form with suffix for the various noun classes.

This can best be shown in tabular form giving the 3rd person pronoun equivalents for each noun class:—

Class.	Sing.	Pl.	Sing.	Pl.	Sing.	Pl.	Sing.	Pl.
1.	u	ba	udi	badi	wa	ba	wadi	badi
2.	u	i	udi	idi	wa	ya	wadi	yadi
3.	di	a	didi	adi	dia	a	diadi	adi
4.	bu	a	budi	adi	bwa	a	bwadi	adi
5.	ku	a	kudi	adi	kwa	a	kwadi	adi
6.	ka	tu	kadi	tudi	ka	twa	kadi	twadi
7.	chi	zi	chidi	zidi	cha	zya	chadi	zyadi
8.	i	zi	idi	zidi	ya	zya	yadi	zyadi
9.	lu	zi	ludi	zidi	lwa	zya	lwadi	zyadi
9a.	lu	a	ludi	adi	lwa	a	lwadi	adi

In use we should, therefore, get such expressions as :

1. Wa kala, *He sat.*

1. Muntu wa kala, *The person sat.*

6. Kasimbi ka kala, *The girl sat.*

1. Udi kede, *He sat.*

1. Munkala udi kede, *The dog sat.*

8. Impongo idi kede, *The goat sat.*

1. Badi chi kede, *They had still sat.*

8. Impongo zidi chi kede, *The goats had still sat.*

1. Ba no kala, *They will sit.*

8. Impongo zi no kala, *The goats will sit.*



The negatives may give a little more difficulty seeing that we have had no previous equivalents as in the case of pronouns. Remembering that the particles *ku, ya, chi, bu, na, kwe*, etc., remain constant, we are only concerned with the initial pronoun forms. We may give them similarly to those just tabulated :—

Class.	Singular.	Plural.	Singular.	Plural.
1.	ta	ta ba	te wa	te ba.
2.	tu	ti	te wa	te ya
3.	ta di	ta	te dia	ta a.
4.	ta bu	ta	te bwa	ta a.
5.	ta ku	ta	te kwa	ta a
6.	ta ka	ta tu	te ka	te twa.
7.	ta chi	ta zi	te cha	te zya.
8.	ti	ta zi	te ya	te zya.
9.	ta lu	ta zi	te lwa	te zya.
9a.	ta lu	ta	te lwa	ta a.

We may illustrate in this way :

1. Muntu ta na ku chi kala, *The person was not still sitting.*
8. Impongo ti na ku chi kala, *The goat was not still sitting.*
1. Bantu te ba chita, *The people did not do.*
9. Inyolo te zya chita, *The razors did not do.*
1. Bantu ta ba no inka, *The people will not go.*
6. Tusimbi ta tu no inka, *The girls will not go.*
8. Ingombe ta zi no inka, *The cows will not go.*

### THE VERB KU BONA.

AFFIRMATIVE.

NEGATIVE.

#### INDICATIVE MOOD.

NOTE.—The learner will be well advised at first to concentrate on Present, Past, Aorist, Perfect, and Future tenses. With these well in mind, the Imperfect, Habitual, and Progressive forms are easily added to the stock.

#### PRESENT.

*I see, etc.*

Nda bona.

U bona.

U bona.

Pl. Tu bona.

Mu bona.

Ba bona.

*I do not see, etc.*

Si boni.

To boni.

Ta boni.

Pl. Ta tu boni.

Ta mu boni.

Ta ba boni.

## PRESENT.

*I am seeing, etc.*  
 Ndi mu ku bona.  
 Udi mu ku bona.  
 Udi mu ku bona.  
 Pl. Tudi mu ku bona.  
     Mudi mu ku bona.  
     Badi mu ku bona.

*I have not yet seen, etc.*  
 Si na ku bona.  
 To na ku bona.  
 Ta na ku bona.  
 Pl. Ta tu na ku bona.  
     Ta mu na ku bona.  
     Ta ba na ku bona.

## PRESENT PROGRESSIVE.

*I still see, etc.*  
 Nchi bona.  
 U chi bona.  
 U chi bona.  
 Pl. Tu chi bona.  
     Mu chi bona.  
     Ba chi bona.

*I still do not see, etc.*  
 Si chi boni,  
 To chi boni.  
 Ta chi boni.  
 Pl. Ta tu chi boni.  
     Ta mu chi boni.  
     Ta ba chi boni.

## PAST IMPERFECT.

*I was seeing, etc.*  
 Nda ku bona.  
 Wa ku bona.  
 Wa ku bona.  
 Pl. Twa ku bona.  
     Mwa ku bona.  
     Ba ku bona.

*I was not seeing, etc.*  
 Si na ku ku bona.  
 To na ku ku bona.  
 Ta na ku ku bona.  
 Pl. Ta tu na ku ku bona.  
     Ta mu na ku ku bona.  
     Ta ba na ku ku bona.

## IMPERFECT PROGRESSIVE.

*I was still seeing, etc.*  
 Nda ku chi bona.  
 Wa ku chi bona.  
 Wa ku chi bona.  
 Pl. Twa ku chi bona.  
     Mwa ku chi bona.  
     Ba ku chi bona.

*I still did not see, etc.*  
 Si na ku chi bona.  
 To na ku chi bona.  
 Ta na ku chi bona.  
 Pl. Ta tu na ku chi bona.  
     Ta mu na ku chi bona.  
     Ta ba na ku chi bona.

## IMPERFECT HABITUAL.

*I was repeatedly seeing, etc.*  
 Ndadi ku ya bu bona.  
 Wadi ku ya bu bona.  
 Wadi ku ya bu bona.  
 Pl. Twadi ku ya bu bona.  
     Mwadi ku ya bu bona.  
     Badi ku ya bu bona.

*I have not gone on seeing, etc.*  
 Si na ku ya bu bona,  
 To na ku ya bu bona,  
 Ta na ku ya bu bona,  
 Pl. Ta tu na ku ya bu bona.  
     Ta mu na ku ya bu bona.  
     Ta ba na ku ya bu bona.

## AORIST.

*I saw, etc.*

Nda bona.

Wa bona.

Wa bona.

Pl. Twa bona.

Mwa bona.

Ba bona.

*I did not see, etc.*

Te nda bona.

Te wa bona.

Te wa bona.

Pl. Te twa bona.

Te mwa bona.

Te ba bona.

## AORIST PROGRESSIVE.

*I still saw, etc.*

Nda chi bona.

Wa chi bona.

Wa chi bona.

Pl. Twa chi bona.

Mwa chi bona.

Ba chi bona.

*I still did not see, etc.*

Si chi boni.

To chi boni.

Ta chi boni.

Pl. Ta tu chi boni.

Ta mu chi boni.

Ta ba chi boni.

## AORIST HABITUAL.

*I have been seeing, etc.*

Nja bu bona.

U ya bu bona.

U ya bu bona.

Pl. Tu ya bu bona.

Mu ya bu bona.

Ba ya bu bona.

*I have not been seeing, etc.*

Te nda bu bona.

Te wa bu bona.

Te wa bu bona,

Pl. Te twa bu bona.

Te mwa bu bona.

Te ba bu bona.

## PAST, OR PRETERITE.

*I did see, etc.*

Nda ka bona.

Wa ka bona.

Wa ka bona.

Pl. Twa ka bona.

Mwa ka bona.

Ba ka bona.

*I did not see, etc.*

Si kwe ne nda ka bona.

To kwe no wa ka bona.

Ta kwe na a ka bona.

Pl. Ta tu kwe ne twa ka bona.

Ta mu kwe ne mwa ka bona.

Ta ba kwe ne ba ka bona.

## PAST PERFECT.

*I did see, etc.*

Nche mbwene.

Nko bwene.

Nko bwene.

Pl. Nko tu bwene.

Nko mu bwene.

Nko ba bwene.

*I did not see, etc.*

Nke nsi bwene.

Ko ta bwene.

Ka ta bwene.

Pl. Ka tu ta bwene.

Ka mu ta bwene.

Ka ba ta bwene.

## PAST.

*I had seen, etc.*

Nda ku bona.

Wa ku bona.

Wa ku bona.

Pl. Twa ku bona.

Mwa ku bona.

Ba ku bona.

*I had not yet seen, etc.*

Nke nsi na ku bona.

Ko ta na ku bona.

Ka ta na ku bona.

Pl. Ka tu ta na ku bona.

Ka mu ta na ku bona.

Ka ba ta na ku bona.

## PAST PROGRESSIVE.

*I did still see, etc.*

Nda ka chi bona.

Wa ka chi bona.

Wa ka chi bona.

Pl. Twa ka chi bona.

Mwa ka chi bona.

Ba ka chi bona.

*I did not still see, etc.*

Te nda ka chi bona.

Te wa ka chi bona.

Te wa ka chi bona.

Pl. Te twa ka chi bona.

Te mwa ka chi bona.

Te ba ka chi bona.

## PAST HABITUAL.

*I went seeing, etc.*

Nda ka ya bu bona.

Wa ka ya bu bona.

Wa ka ya bu bona.

Pl. Twa ka ya bu bona.

Mwa ka ya bu bona.

Ba ka ya bu bona.

*I did not go seeing, etc.*

Te nda ka ya bu bona.

Te wa ka ya bu bona.

Te wa ka ya bu bona.

Pl. Te twa ka ya bu bona.

Te mwa ka ya bu bona.

Te ba ka ya bu bona.

## PERFECT.

*I have seen, etc.*

Ndi bwene.

Udi bwene.

Udi bwene.

Pl. Tudi bwene.

Mudi bwene.

Badi bwene.

*I have not seen, etc.*

Si bwene.

To bwene.

Ta bwene.

Pl. Ta tu bwene.

Ta mu bwene.

Ta ba bwene.

## PLUPERFECT.

*I had seen, etc.*

Ndadi ka bwene.

Wadi ka bwene.

Wadi ka bwene.

Pl. Twadi ka bwene.

Mwadi ka bwene.

Badi ka bwene.

*I had not seen, etc.*

Si na ka bwene.

To na ka bwene.

Ta na ka bwene.

Pl. Ta tu na ka bwene.

Ta mu na ka bwene.

Ta ba na ka bwene.

## PERFECT PROGRESSIVE.

<i>I had still seen, etc.</i>	<i>I had still not seen, etc.</i>
Ndadi chi bwene.	Si chi bwene.
Udi chi bwene.	To chi bwene.
Udi chi bwene.	Ta chi bwene.
Pl. Tudi chi bwene.	Pl. Ta tu chi bwene.
Mudi chi bwene.	Ta mu chi bwene.
Badi chi bwene.	Ta ba chi bwene.

## IMPERFECT FUTURE.

<i>I am about to see, etc.</i>	<i>I am not about to see, etc.</i>
Nda bona.	Si ko bona.
U la bona.	To ko bona.
U la bona.	Ta ko bona.
Pl. Tu la bona.	Pl. Ta tu ko bona.
Mu la bona.	Ta mu ko bona.
Ba la bona.	Ta ba ko bona.

## IMMEDIATE FUTURE HABITUAL.

<i>I shall go seeing, etc.</i>	<i>I shall not go seeing, etc.</i>
No ya bu bona.	Si no ya bu bona,
U la ya bu bona.	To no ya bu bona.
U la ya bu bona.	Ta no ya bu bona.
Pl. Tu la ya bu bona.	Pl. Ta tu no ya bu bona.
Mu la ya bu bona.	Ta mu no ya bu bona.
Ba la ya bu bona.	Ta ba no ya bu bona.

## FUTURE (1).

<i>I shall see, etc.</i>	<i>I shall not see, etc.</i>
Ndo bona.	Si ko yo bona.
U yo bona.	To ko yo bona.
U yo bona.	Ta ko yo bona.
Pl. Tu yo bona.	Pl. Ta tu ko yo bona.
Mu yo bona.	Ta mu ko yo bona.
Ba yo bona.	Ta ba ko yo bona.

## FUTURE (2).

<i>I shall see, etc.</i>	<i>I shall not see, etc.</i>
Nzo bona.	Si zo boni.
U zo bona.	To zo boni.
U zo bona.	Ta zo boni.
Pl. Tu zo bona.	Pl. Ta tu zo boni.
Mu zo bona.	Ta mu zo boni.
Ba zo bona.	Ta ba zo boni.

## FUTURE (3).

*I shall see, etc.*

No bona.

U no bona.

U no bona.

Pl. Tu no bona.

Mu no bona.

Ba no bona.

*I shall not see, etc.*

Si no boni:

To no boni.

Ta no boni.

Pl. Ta tu no boni.

Ta mu no boni.

Ta ba no boni.

## FUTURE (4).

*I am going to see, etc.*

Nda ya ku bona.

U la ya ku bona.

U la ya ku bona.

Pl. Tu la ya ku bona.

Mu la ya ku bona.

Ba la ya ku bona.

*I am not going to see, etc.*

Si ko yo ya ku bona.

To ko yo ya ku bona.

Ta ko yo ya ku bona.

Pl. Ta tu ko yo ya ku bona.

Ta mu ko yo ya ku bona.

Ta ba ko yo ya ku bona.

## FUTURE PROGRESSIVE.

*I shall still see, etc.*

Ndo chi bona.

U yo chi bona.

U yo chi bona.

Pl. Tu yo chi bona:

Mu yo chi bona.

Ba yo chi bona.

*I shall not still see, etc.*

Si ko yo chi bona.

To ko yo chi bona.

Ta ko yo chi bona.

Pl. Ta tu ko yo chi bona.

Ta mu ko yo chi bona.

Ta ba ko yo chi bona.

## FUTURE HABITUAL.

*I shall be seeing, etc.*

No ya bu bona.

U ya bu bona.

U ya bu bona.

Pl. Tu ya bu bona.

Mu ya bu bona.

Ba ya bu bona.

*I shall not be seeing, etc.*

Si yi bu bona.

To ya bu bona.

Ta ya bu bona.

Pl. Ta tu ya bu bona.

Ta mu ya bu bona.

Ta ba ya bu bona.

## PRESENT.

*I may see, etc.*

Nka bone.

U ka bone.

U ka bone.

Pl. Tu ka bone.

Mu ka bone:

Ba ka bone.

## POTENTIAL MOOD.

*I may not see, etc.*

Si ka boni.

To ka boni.

Ta ka boni.

Pl. Ta tu ka boni.

Ta mu ka boni.

Ta ba ka boni.

## PERFECT.

*I should have seen, etc.*

Ndi ka bwene.

Udi ka bwene.

Udi ka bwene.

Pl. Tudi ka bwene.

Mudi ka bwene.

Badi ka bwene.

*I should not have seen, etc.*

Si ka bwene.

To ka bwene.

Ta ka bwene.

Pl. Ta tu ka bwene.

Ta mu ka bwene.

Ta ba ka bwene.

## FUTURE.

*It may be I shall see, etc.*

Nka ka bone.

U ka ka bone.

U ka ka bone.

Pl. Tu ka ka bone.

Mu ka ka bone.

Ba ka ka bone.

*It may not be I shall see, etc.*

Si ka ka boni.

To ka ka boni.

Ta ka ka boni.

Pl. Ta tu ka ka boni.

Ta mu ka ka boni.

Ta ba ka ka boni.

## SUBJUNCTIVE MOOD.

## PRESENT.

*(that) I see, etc.*

Mbone.

U bone.

A bone.

Pl. Tu bone.

Mu bone.

Ba bone.

*(that) I see not, etc.*

Nsi boni.

U ta boni.

A ta boni.

Pl. Tu ta boni.

Mu ta boni.

Ba ta boni.

## PRESENT (2).

*(that) I see, etc.*

Ndi ku bone.

U ku bone.

A ku bone.

Pl. Tu ku bone.

Mu ku bone.

Ba ku bone.

*(that) I see not, etc.*

Nsi ku boni.

U ta ku boni.

A ta ku boni.

Pl. Tu ta ku boni.

Mu ta ku boni.

Ba ta ku boni.

## FUTURE.

*(that) I may see, etc.*

Nka bone.

U ka bone.

A ka bone.

Pl. Tu ka bone.

Mu ka bone.

Ba ka bone.

*(that) I may not see, etc.*

Nsi ka boni.

U ta ka boni.

A ta ka boni.

Pl. Tu ta ka boni.

Mu ta ka boni.

Ba ta ka boni.

## FUTURE (2).

*(that) I may see, etc.*

Nka ku bone.

U ka ku bone.

A ka ku bone.

Pl. Tu ka ku bone.

Mu ka ku bone.

Ba ka ku bone.

*(that) I may not see, etc.*

Nsi ka ku boni.

U ta ka ku boni.

A ta ka ku boni.

Pl. Tu ta ka ku boni.

Mu ta ka ku boni.

Ba ta ka ku boni.

## SIMPLE.

*See.*

Bona.

No plural.

## WITH AUXILIARIES (1).

Ke mbona.

Ko bona.

Ka bona.

Pl. Ka tu bona.

Ka mu bona.

Ka ba bona.

## IMPERATIVE MOOD.

*See.*

U ta boni.

Pl. Mu ta boni.

Si boni.

To boni.

Ta boni.

Pl. Tu ta boni.

Mu ta boni.

Ba ta boni.

## WITH AUXILIARIES (2).

E mbone.

No bone.

A bone.

Pl. A tu bone.

A mu bone.

A ba bone.

Si boni.

To boni.

Ta boni.

Pl. Tu ta boni.

Mu ta boni.

Ba ta boni.

## FUTURE.

*Let me see, etc.*

Nka bone.

U ka bone.

A ka bone.

Pl. A tu ka bone.

A mu ka bone.

A ba ka bone.

*Do not let me see, etc.*

Si ka boni.

To ka boni.

Ta ka boni.

Pl. Tu ta ka boni.

Mu ta ka boni.

Ba ta ka boni.

## INFINITIVE MOOD.

Ku bona, *to see.*Ku ta boni, *not to see.*

## VERBS WITH INITIAL VOWELS.

Many verbs have initial vowels. The following samples may be given : ku ana, *to tell a tale* ; ku ena, *to deceive* ; ku ima, *to stand* ; ku ona, *to sleep* ; and ku uma, *to strike*.



It naturally follows that many euphonic changes will occur when pronouns and other particles are prefixed to the verb form. We may, therefore, apply some of the rules of euphony already given.

There is no need to conjugate these additional verbs for all persons, nor need we give every tense. It will be sufficient to take these samples in rotation and show the changes following the use of each particle or pronoun. The complete conjugation of each is then very simple :

Pronoun *nda* with verb, as in 1st Sing. Pres. Indicative.

Nda ana,	Si ani.
Nde ena.	Si eni.
Ndi ima.	Si imi.
Nda ona	Si oni.
Nda uma.	Si umi.

Pronoun *wa* and negative *ta*, as in 3rd Per. Sing. Pres. Indic.

W'ana.	Ta ani.
W'ena.	Te eni.
W'ima.	Ti imi.
W'ona.	Ta oni.
Wu uma.	Ta umi.

Particle *ku*, as in 1st Pres. Indic. Sing.

Ndi mu kwana.	Si na kwana.
Ndi mu kwena.	Si na kwena.
Ndi mu kwima.	Si na kwima.
Ndi mu k'ona.	Si na k'ona.
Ndi mu k'uma.	Si na k'uma.

Particle *chi*, as in 1st Sing. Pres. Progressive Indicative.

Nchana.	Si chani.
Nchena.	Si cheni.
Nchima.	Si chimi.
Nchona.	Si choni.
Nchuma.	Si chumi.

Particle *bu*, as in 1st Sing. Imperfect Habitual Indicative.

Ndadi ku ya bwana.	Si na ku ya bwana.
Ndadi ku ya bwena.	Si na ku ya bwena.
Ndadi ku ya bwima.	Si na ku ya bwima.
Ndadi ku ya bwona.	Si na ku ya bwona.
Ndadi ku ya bu uma.	Si na ku ya bu uma.

Particle *wa* with negative, as in 3rd Sing. Aorist Indicative.

Wa ana.	Te wa ana.
We ena.	Te we ena.
Wi ima.	Te wi ima.
W'ona.	Te w'ona.
Wu uma.	Te wu uma.

Particle *ka*, as in 1st Sing. Past or Preterite Indicative.

Nda ka ana.	Si kwe ne nda ka ana.
Nda ke ena.	Si kwe ne nda ke ena.
Nda ki ima.	Si kwe ne nda ki ima.
Nda ka ona.	Si kwe ne nda ka ona.
Nda ka uma.	Si kwe ne nda ka uma.

Particle *si*, as in 1st Sing. Past Perfect Indicative.

Nchanide.	Nke nsi anide.
Nchenede.	Nke nsi enede.
Nchimvwi.	Nke nsi imvwi.
Nchonede.	Nke nsi onede.
Nchumide.	Nke nsi umide.

Particle *nko*, as in 3rd Sing. Past Perfect Indicative.

Nko anide.	Ka ta ani.
Nkwenede.	Ka te eni.
Nko imide.	Ka ti imi.
Nko onede.	Ka to oni.
Nko umide.	Ka ta umi.

Particle *ndi*, as in 1st Sing. Perfect Indicative.

Ndi anide.	Si anide.
Nde enede.	Si enede.
Ndi imvwi.	Si imvwi.
Nd'onede.	Si onede.
Nd'umide.	Si umide.

Particle *la*, as in 3rd Sing. Imperfect Future Indicative.

U la ana.	Ta ko ana.
U le ena.	Ta ko ena.
U li ima.	Ta ko ima.
U lo ona.	Ta ko ona.
U la uma.	Ta ko uma.

Particle *ndo* or *yo*, as in 1st Sing. Future Indicative.

Ndo ana.	Si ko yo ana.
Ndo ena.	Si ko yo ena.

Ndo ima.	Si ko yo ima.
Ndo ona.	Si ko yo ona.
Ndo uma.	Si ko yo uma.

Nasal particle, as in 1st Sing. Present Subjunctive.

Ngana.	Nsi ani.
Ngene.	Nsi eni.
Njime.	Nsi imi.
Ngone.	Nsi oni.
Ngume.	Nsi umi.

Particle *ke* and nasal, as in 1st Sing. Imperative.

Ke ngana.	Si ani.
Ke ngena.	Si eni.
Ke njima.	Si imi.
Ke ngona.	Si oni.
Ke nguma.	Si umi.

Particle *nka*, as in 1st Future Sing. Imperative.

Nka ane.	Si ka ani.
Nkene.	Si ke eni.
Nkime.	Si ki imi.
Nkone.	Si k'oni.
Nka ume.	Si ka umi.

### IRREGULAR VERBS.

A few verbs with initial vowels, *e.g.* kwita, *to call*; kweza, *to come*; and kwizi, *to know*, vary still more, and do not follow the euphonic changes above noted. Because of their greater irregularity and frequent use, it will be well to give them more fully. When they closely follow the regular conjugation they are only given in the first person.

KWITA.

KWEZA.

KWIZI.

INDICATIVE MOOD.

PRESENT.

Nda ita.	Nde za.	Ndi zi.
W'ita.	U za.	U zi.
W'ita.	U za.	U zi.
Twita.	Tu za.	Tu zi.
Mwita.	Mu za.	Mu zi.
Ba ita.	Be za.	Be zi.

Neg.

Si iti.	Si zi.	Si zi.
To iti.	To zi.	To zi.
Ta iti.	Te zi.	Te zi.
Ta twiti.	Ta tu zi.	Ta tu zi.
Ta mwiti.	Ta mu zi.	Ta mu zi.
Ta ba iti.	Ta be zi.	Ta be zi.

PRESENT. *I am . . .*

Ndi mu kwita.	Ndi mu ku za.	Ndi mu ku ziba.
Udi mu kwita.	Udi mu ku za.	Udi mu ku ziba.
Udi mu kwita.	Udi mu ku za.	Udi mu ku ziba.
Tudi mu kwita.	Tudi mu ku za.	Tudi mu ku ziba.
Mudi mu kwita.	Mudi mu ku za.	Mudi mu ku ziba.
Badi mu kwita.	Badi mu ku za.	Badi mu ku ziba.

Neg. *I am not yet . . .*

Si na kwita.	Si na ku za.	Si na ku ziba.
etc.	etc.	etc.

PRESENT PROGRESSIVE. *I still . . .*

Nchi ita.	Nchi za.	Nchi zi.
U chi ita.	U chi za.	U chi zi.
etc.	etc.	etc.

Neg.

Si chi iti.	Si chi zi.	Si chi zi.
etc.	etc.	etc.

PAST IMPERFECT. *I was . . .*

Nda kwita.	Nda ku za.	Nda ku ziba.
Wa kwita.	Wa ku za.	Wa ku ziba.
etc.	etc.	etc.

Neg.

Si na kwita.	Si na ku za.	Si na ku ziba.
etc.	etc.	etc.

IMPERFECT PROGRESSIVE. *I was still . . .*

Nda ku chi ita.	Nda ku chi za.	Nda ku chi ziba.
etc.	etc.	etc.

Neg.

Si na ku chi ita.	Si na ku chi za.	Si na ku chi zil-a.
etc.	etc.	etc.

IMPERFECT HABITUAL. *I was repeatedly . . .*

Ndadi ku ya bwita. etc.	Ndadi ku ya bu za. etc.	Ndadi ku ya bu ziba. etc.
-------------------------------	----------------------------	---------------------------------

Neg.

Si na ku ya bwita. etc.	Si na ku ya bu za. etc.	Si na ku ya bu ziba. etc.
-------------------------------	----------------------------	---------------------------------

## AORIST.

Nda ita.	Nde za.	Nda ziba.
Wi ita.	We za.	Wa ziba.
Wi ita.	We za.	Wa ziba.
Twī ita.	Twe za.	Twa ziba.
Mwi ita.	Mwe za.	Mwa ziba.
Bi ita.	Be za.	Ba ziba.

Neg.

Si iti. etc.	Si zi. etc.	Si zibi. etc.
-----------------	----------------	------------------

AORIST PROGRESSIVE. *I still . . .*

Nda chi ita. etc.	Nda chi za. etc.	Nda chi ziba. etc.
----------------------	---------------------	-----------------------

Neg.

Si chi iti. etc.	Si chi zi. etc.	Si chi zibi, etc.
---------------------	--------------------	----------------------

AORIST HABITUAL. *I have been . . .*

Nja bwita. U ya bwita. etc.	Nja bu za. U ya bu za. etc.	Nja bu ziba. U ya bu ziba. etc.
-----------------------------------	-----------------------------------	---------------------------------------

Neg.

Te nda bwita. etc.	Te nda bu za. etc.	Te nda bu ziba. etc.
-----------------------	-----------------------	-------------------------

PAST OR PRETERITE. *I did . . .*

Nda ki ita etc.	Nda ke za. etc.	Nda ke zi. etc.
--------------------	--------------------	--------------------

Neg.

Si kwe ne nda ki ita. etc.	Si kwe ne nda ke za. etc.	Si kwe ne nda ke zi. etc.
----------------------------------	---------------------------------	------------------------------

PAST PERFECT. *I did . . .*

Nke njitide.	Nke nzide.	Nke nzibide.
Nko itide.	Nko zide.	Nko zibide.
etc.	etc.	etc.

Neg.

Nke nsi itide.	Nke nsi zide.	Nke nsi zibide.
Ko ti itide.	Ko te zide.	Ko ta zibide.
Ka ti itide,	Ka te zide.	Ka ta zibide.
etc.	etc.	etc.

PAST. *I had . . .*

Nda kwita.	Nda ku za.	Ndi kwizi.
Wa kwita.	Wa ku za.	Udi kwizi.
etc.	etc.	etc.

Neg.

Nke nsi na kwita.	Nke nsi na ku za.	Nke nsi na kwizi.
etc.	etc.	etc.

PAST PROGRESSIVE. *I did still . . .*

Nda ka chi ita.	Nda ka chi za.	Nda ka chi zi.
etc.	etc.	etc.

Neg.

Ta nda ka chi ita.	Te nda ka chi za.	Te nda ka chi zi.
etc.	etc.	etc.

PAST HABITUAL. *I went . . .*

Nda ka ya bwita.	Nda ka ya bu za.	Nda ka ya bwizi.
etc.	etc.	etc.

Neg.

Te nda ka ya bwita.	Te nda ka ya bu za.	Te nda ka ya bwizi.
---------------------	---------------------	---------------------

PERFECT. *I have . . .*

Ndi itide.	Ndi zide.	Ndi zibide.
Wi itide.	We zide.	Wa zibide.
Wi itide.	We zide.	Wa zibide.
Twī itide.	Twe zide.	Twa zibide.
Mwi itide.	Mwe zide.	Mwa zibide.
Bi itide.	Be zide.	Ba zibide.

Neg.

Si itide.	Si zide.	Si zibide.
To itide.	To zide.	To zibide.
Ti itide.	Te zide.	Te zibide.
Ta twitide.	Ta tu zide.	Ta tu zibide.
Ta mwitide.	Ta mu zide.	Ta mu zibide.
Ta bi itide.	Ta be zide.	Ta ba zibide.

PLUPERFECT. *I had . . .*

Ndadi ki itide.	Ndadi ke zide.	Ndadi ke zibide.
etc.	etc.	etc.

Neg.

Si na ki itide.	Si na ke zide.	Si na ke zibide.
etc.	etc.	etc.

PERFECT PROGRESSIVE. *I had still . . .*

Ndadi chi itide.	Ndadi chi zide.	Ndadi chi zibide.
etc.	etc.	etc.

Neg.

Si chi itide.	Si chi zide.	Si chi zibide.
etc.	etc.	etc.

IMPERFECT FUTURE. *I am about to . . .*

Ndo ita.	Nde za.	Nda ziba.
U la ita.	U le za.	U la ziba.
U la ita.	U le za.	U la ziba.
etc.	etc.	etc.

Neg.

Si ko ita.	Si zo za.	Si ko ziba.
To ko ita.	To zo za.	To ko ziba.
etc.	etc.	etc.

IMMEDIATE FUTURE HABITUAL. *I shall go . . .*

No ya bwita.	No ya bu za.	No ya bu ziba.
U la ya bwita.	U la ya bu za.	U la ya bu ziba.
etc.	etc.	etc.

Neg.

Si no ya bwita.	Si no ya bu za.	Si no ya bu ziba.
etc.	etc.	etc.

FUTURE (1). *I shall . . .*

Ndo ita. etc.	Ndo za. etc.	Ndo ziba. etc.
Neg. Si ko yo ita. etc.	Si ko yo za. etc.	Si ko yo ziba. etc.

FUTURE (2). *I shall . . .*

Nzo ita. etc.	Nzo za. etc.	Nzo ziba. etc.
Neg. Si zo iti. etc.	Si ko zo za. etc.	Si zo zibi. etc.

FUTURE (3). *I shall . . .*

No ita. etc.	No za. etc.	No ziba. etc.
Neg. Si no iti. etc.	Si no zi. etc.	Si no zibi. etc.

FUTURE (4). *I am going to . . .*

Nda ya kwita. etc.	Nda ya ku za. etc.	Nda ya ku ziba. etc.
Neg. Si ko yo ya kwita. etc.	Si ko yo ya ku za. etc.	Si ko yo ya ku ziba. etc.

FUTURE PROGRESSIVE. *I shall still . . .*

Ndo chi ita. etc.	No chi za. etc.	No chi ziba. etc.
Neg. Si ko yo chi ita. etc.	Si ko yo chi za. etc.	Si ko yo chi ziba. etc.

FUTURE HABITUAL. *I shall be . . .*

No ya bwita. etc.	No ya bu za. etc.	No ya bu ziba etc.
----------------------	----------------------	-----------------------



Neg.

Si yi bwita.	Si yi bu za.	Si yi bu ziba.
To ya bwita.	To ya bu za.	To ya bu ziba.
etc.	etc.	etc.

## POTENTIAL MOOD.

PRESENT. *I may . . .*

Nk'ite.	Nke ze.	Nka zibe.
U k'ite.	U ke ze.	U ka zibe.
etc.	etc.	etc.

Neg.

Si k'iti.	Si ke zi.	Si ka zibi.
etc.	etc.	etc.

PERFECT. *I should have . . .*

Ndi ki itide.	Ndi ke zide.	Ndi ka zibide.
etc.	etc.	etc.

Neg.

Si ki itide.	Si ke zide.	Si ka zibide.
etc.	etc.	etc.

FUTURE. *It may be I shall . . .*

Nka ka ite.	Nka ke ze.	Nka ke zibe.
etc.	etc.	etc.

Neg.

Si ka ka iti.	Si ka ke zi.	Si ka ke zibi.
etc.	etc.	etc.

## SUBJUNCTIVE MOOD.

PRESENT. (*that*) *I . . .*

Nkite.	Nze.	Nzibe.
U ite.	U ze.	U zibe.
A ite.	E ze.	A zibe.
Twite.	Tu ze.	Tu zibe.
Mwite.	Mu ze.	Mu zibe.
Bi ite.	Be ze.	Ba zibe.

Neg.

Nsi iti.	Nsi zi.	Nsi zi.
U ti iti.	U te zi.	U ta zibi.
A ti iti.	A te zi.	A ta zibi.
etc.	etc.	etc.

FUTURE. (*that*) *I may . . .*

Nka ite.	Nke ze.	Nka zibe.
U ka ite.	U ke ze.	U ka zibe.
A ka ite.	A ke ze.	A ka zibe.
etc.	etc.	etc.

Neg.

Nsi ka iti.	Nsi ke zi.	Nsi ka zibi.
etc.	etc.	etc.

IMPERATIVE MOOD.

SIMPLE.

Ita.	Kweza.	Ziba.
------	--------	-------

WITH AUXILIARIES.

SECOND.

Ko ita.	Ko za.	Ko zi.
---------	--------	--------

Plurals.

A mwite.	A mu ze.	A mu zibe.
Ka mwita.	Ka mu za.	Ka mu zi.
Nga mwite.	Nga mu ze.	Nga mu zibe.

Neg.

To iti.	To zi.	To zibi.
U ti iti.	U te zi.	U ta zibi.

Plurals.

Mu ti iti.	Mu te zi.	Mu ta zibi.
Mu ta ki iti.	Mu ta ke zi.	Mu ta ka zibi.

THIRD.

A ite.	E ze.	A zibe.
--------	-------	---------

Plurals.

Ba ite.	Be ze.	Ba zibe.
Ka ba ita.	Ka be za.	Ka ba ziba.
Nga ba ite.	Nga be ze.	Nga ba zibe.

Neg.

Ti iti.                      A te zi.                      A ta zibi.

Plurals.

Ba ti iti.                      Ba te zi.                      Ba ta zibi.  
Ba ta ki iti.                      Ba ta ke zi.                      Ba ta ka zibi.

## THE VERB "TO HAVE."

The verb "to have" is very irregular. The verb *ku jana*, *to find*, and its perfect form *jene*, as well as the perfect form *jisi* of the verb *ku jata*, *to hold*, are both used for the verb *to have* in some of its tenses. Possibly the greatest difficulty will be occasioned with the form *a*. This is the locative *at, with*. *Nda a*, which is *I am with*, is therefore *I have*. *U la* is used for *he has*. It is really a contraction of *U la a*, *he is with*. The various parts may well be given in detail.

## INDICATIVE MOOD.

## PRESENT.

<i>I have.</i>	<i>I have not.</i>
Nda a.	Si kwe.
Wa a.	To kwe.
Wa a.	Ta kwe.
Twa a.	Ta tu kwe.
Mwa a.	Ta mu kwe.
Ba a.	Ta ba kwe.

## PRESENT. (Another Form.)

<i>I have.</i>	<i>I have not.</i>
Ndi la.	Si kwe.
U la.	To kwe.
U la.	Ta kwe.
Tu la.	Ta tu kwe.
Mu la.	Ta mu kwe.
Ba la.	Ta ba kwe.

## PRESENT PROGRESSIVE.

<i>I still have.</i>	<i>I still have not.</i>
Nda chi la.	Si chi kwe.
U chi la.	To chi kwe.
U chi la.	Ta chi kwe.
Tu chi la.	Ta tu chi kwe.
Mu chi la.	Ta mu chi kwe.
Ba chi la.	Ta ba chi kwe.

## PAST PERFECT.

*I had.*  
Nda ku jisi.  
Wa ku jisi.  
etc.

*I had not.*  
Si na ku jisi.  
To na ku jisi.  
etc.

## IMPERFECT PROGRESSIVE.

*I was still having.*  
Nda ku chi la.  
Wa ku chi la.  
etc.

*I was not still having.*  
Si na ku chi la.  
To na ku chi la.  
etc.

## IMPERFECT HABITUAL.

*I was repeatedly having.*  
Ndadi ku ya bu jisi.  
etc.

*I was not repeatedly having.*  
Si na ku ya bu jisi.  
etc.

## AORIST.

*I had.*  
Nda jisi.  
Wa jisi.  
etc.

*I had not.*  
Te nda jisi.  
Te wa jisi.  
etc.

## PAST, OR PRETERITE.

*I had.*  
Nda ka jisi.  
etc.

*I had not.*  
Si kwe ne nda ka jisi.  
etc.

## PAST.

*I had.*  
Nda ka la.  
Wa ka la.  
Wa ka la.  
Twa ka la.  
etc.

*I had not.*  
Se nda ka la.  
Te wa ka la.  
Ta a ka la.  
Te twa ka la.  
etc.

## PERFECT.

*I have had.*  
Ndi jisi.  
Udi jisi.  
etc.

*I have not had.*  
Si jisi.  
To jisi.  
etc.

## PLUPERFECT.

*I had had.*  
Ndadi ka jisi.  
etc.

*I had not had.*  
Si na ka jisi.  
etc.

## PERFECT PROGRESSIVE.

*I had still had.*  
Ndadi chi jisi.  
etc.

*I had still not had.*  
Si chi jisi.  
etc.

## IMPERFECT FUTURE.

*I shall have.*  
Nda jana.  
U la jana.  
U la jana.  
Tu la jana.  
etc.

*I shall not have.*  
Si ko jana.  
To ko jana.  
Ta ko jana.  
Ta tu ko jana.  
etc.

## FUTURE.

*I shall have.*  
Ndo jana.  
U yo jana.  
etc.

*I shall not have.*  
Si ko yo jana.  
To ko yo jana.  
etc.

## FUTURE.

*I am going to have.*  
Nda ya ku jana.  
etc.

*I am not going to have.*  
Si ko yo ya ku jana.  
etc.

## FUTURE PROGRESSIVE.

*I shall still have.*  
Ndo chi jana.  
etc.

*I shall not still have.*  
Si ko yo chi jana.  
etc.

## FUTURE HABITUAL.

*I shall be having.*  
No ya bu jana.  
U ya bu jana.  
etc.

*I shall not be having.*  
Si yi bu jana.  
To ya bu jana.  
etc.

## POTENTIAL MOOD.

## PRESENT.

<i>I may have.</i>	<i>I may not have.</i>
Nka jane.	Si ka jani,
etc.	etc.

## PERFECT.

<i>I should have had.</i>	<i>I should not have had.</i>
Ndi ka jene.	Si ka jene.
Udi ka jene.	To ka jene.
etc.	etc.

## SUBJUNCTIVE MOOD.

## PRESENT.

<i>(that) I have.</i>	<i>(that) I have not.</i>
Njane.	Nsi jani.
U jana.	U ta jana.
etc.	etc.

## FUTURE.

<i>(that) I may have.</i>	<i>(that) I may not have.</i>
Nka jane.	Nsi ka jani.
U ka jane.	U ta ka jani.
etc.	etc.

## IMPERATIVE MOOD.

## PRESENT.

Jata.	U ta jati,
	Pl. Mu ta jati.

## WITH AUXILIARIES.

Ke njate.	Si jati.
Ko jata.	To jati.
Ko jata.	Ta jati.
Ka tu jata.	Tu ta jati.
Ka mu jata.	Mu ta jati.
Ka ba jata.	Ba ta jati.

## FUTURE.

Nka jate.	Si ka jati.
U ka jate.	To ka jati.

A ka jate.	Ta ka jati.
A tu ka jate.	Tu ta ka jati.
A mu ka jate.	Mu ta ka jati.
A ba ka jate.	Ba ta ka jati.

## THE VERB "TO BE."

Ku ba is the equivalent of *to be* or *to become*. This is conjugated regularly, and so needs no separate paradigm. But there is also the auxiliary verb *ku di*, *to be*. This has already been frequently given in use as a pronoun and also as the copula in the section on Predicative Adjectives. Many of the pronoun forms used in conjugating the regular verb are derived from this verbal particle. For completeness' sake we therefore give its tense forms.

## PRESENT.

<i>I am.</i>	<i>I am not.</i>
Ndidi.	Sidi,
Udi.	Todi.
Udi.	Tadi.
Tudi.	Ta tudi.
Mudi.	Ta mudi.
Badi.	Ta badi.

## PRESENT PROGRESSIVE.

<i>I still am.</i>	<i>I still am not.</i>
Nchidi.	Si chidi,
U chidi.	To chidi.
U chidi.	Ta chidi.
Tu chidi.	Ta tu chidi.
Mu chidi.	Ta mu chidi.
Ba chidi.	Ta ba chidi.

## PAST.

<i>I was.</i>	<i>I was not.</i>
Ndadi.	Te ndadi.
Wadi.	Te wadi.
Wadi.	Te wadi.
Twadi.	Te twadi.
Mwadi.	Te mwadi.
Badi.	Te badi.

## PAST. (Another Form.)

Nda kadi.

Wa kadi.

Wa kadi.

Twa kadi.

Mwa kadi.

Ba kadi.

Te nda kadi.

To wa kadi.

Ta a kadi.

Te twa kadi.

Te mwa kadi.

Te ba kadi.



## THE COPULA

IN English the copula is formed by means of the verb "to be." The Tonga Copula is far more complicated. The verb "to be" is used on some occasions, but more frequently we get other forms. The whole can best be shown in tabular form.

### THE COPULA IN THE PRESENT.

1. When a PRONOUN is connected with a PRONOUN, the simple pronoun has the copulative prefixed and thus becomes equivalent to the Indicative Pronoun.

ndime, <i>It is I.</i>	ndiswe, <i>It is we.</i>
nduwe, <i>It is thou.</i>	ndinywe, <i>It is you.</i>
nguwe, <i>It is he.</i>	mbabo, <i>It is they.</i>

For the Negative form prefix *e-*

endime, <i>It is not I.</i>	endiswe, <i>It is not we.</i>
enduwe, <i>It is not thou.</i>	endinywe, <i>It is not you.</i>
enguwe, <i>It is not he.</i>	embabo, <i>It is not they.</i>

2. When PRONOUN is connected with NOUN.

(a) We may use the Indicative form of Substantive Pronoun as Copula.

<i>I am . . .</i>	<i>We are . . .</i>
ndime mulombe.	ndiswe balombe.
nduwe musimbi.	ndinywe basimbi.
nguwe mwalumi.	mbabo balumi.

For Negative prefix *e-* or the following forms may be used :—

ndime sidi . . .	ndiswe ta tudi . . .
nduwe toti . . .	ndinywe ta mudi . . .
nguwe tadi . . .	mbabo ta badi . . .

(b) We may use the Copulative Particles with the nouns of each successive class.

<i>It is . . .</i>	<i>They are . . .</i>
ngu mulombe.	mba balombe.
ngu muchila.	nje michila.
ndikanda.	nga makanda.
mbo butala.	nga matala.
nko kutwi.	nga matwi.
nka kasimbi.	nto tusimbi.
nche chuno.	nze zyuno.
nje mpongo.	nze mpongo.
ndu nyolo.	nze nyolo.
ndu gwalo.	nga magwalo.

The Negative of this is secured in three ways :—

(a) The Negative form of Indicative Substantive Pronoun may be used as connective.

<i>It is not . . .</i>	<i>They are not . . .</i>
enguwe mulombe.	embabo balombe.
engu muchila.	enjiyo michila.
endidio ikanda.	engao makanda.
embubo butala.	engao matala.
enkuko kutwi.	engao matwi.
enkako kasimbi.	entuto tusimbi.
enchicho chuno.	enzizyo zyuno.
enjiyo impongo.	enzizyo impongo.
endulo lunyolo.	enzizyo inyolo.
endulo lugwalo.	engao magwalo.

(b) Negative particle *ta* with suffix *-di* may be used.

<i>It is not . . .</i>	<i>They are not . . .</i>
ta di mulombe.	ta badi balombe.
tu di muchila.	ti di michila.
ta didi ikanda.	ta di makanda.
ta budi butala.	ta di matala.
ta kudi kutwi.	ta di matwi.
ta kadi kasimbi.	ta tudi tusimbi.
ta chidi chuno.	ta zidi zyuno.
ti di impongo.	ta zidi impongo.
ta ludi lunyolo.	ta zidi inyolo.
ta ludi lugwalo.	ta di magwalo.

(c) The negative particle *ta* with Genitive Particles and suffix *-ensi* may be used.

<i>It is not . . .</i>	<i>They are not . . .</i>
te nsi mulombe.	ta bensi balombe.
tu ensi muchila.	ti yensi michila.
ta diensi ikanda.	ta ensi makanda.
ta bwensi butala.	ta ensi matala.
ta kwensi kutwi.	ta ensi matwi.
ta kensi kasimbi.	ta twensi tusimbi.
ta chensi chuno.	ta zyensi zyuno.
ti yensi impongo.	ta zyensi impongo.
ta lwensi lunyolo.	ta zyensi inyolo.
ta lwensi lugwalo.	ta ensi magwalo.

3. When a NOUN is connected with a NOUN we use the Copulative Particles, the particle agreeing in class with the second noun.

. . . <i>is</i> . . .	. . . <i>are</i> . . .
1. . . . ngo . . .	. . . mbi . . .
2. . . . ngo . . .	. . . nje . . .
3. . . . ndi . . .	. . . nga . . .
4. . . . mbo . . .	. . . nga . . .
5. . . . nko . . .	. . . nga . . .
6. . . . nka . . .	. . . nto . . .
7. . . . nche . . .	. . . nze . . .
8. . . . nje . . .	. . . nze . . .
9. . . . ndu . . .	. . . nze . . .
9a. . . . ndu . . .	. . . nga . . .

*E.g.* Itanda nche chuno.  
Ikanda ndugwalo.

Matanda nze zyuno.  
Makanda nga magwalo.

For Negative Constructions we use the negative particle *ta* with suffix *-di* as in section 2.

. . . <i>is not</i> . . .	. . . <i>are not</i> . . .
1. . . . ta di . . .	. . . ta badi . . .
2. . . . tu di . . .	. . . ti di . . .
3. . . . ta didi . . .	. . . ta di . . . etc.

4. When PRONOUN is connected with ADJECTIVE.

(a) We may use the Indicative form of Substantive Pronoun and an Adjective having the noun classifier.

<i>I am</i> . . .	<i>We are</i> . . . etc.
Ndime . . .	Ndiswe . . .

nduwe . . .	ndinywe . . .
nguwe . . .	mbabo . . .
Neg.	
<i>I am not</i> . . .	<i>We are not</i> . . . etc.
sidi . . .	ta tudi . . .
todi . . .	ta mudi . . .
tadi . . .	ta badi . . .

*E.g.* Ndiswe babotu, *We are good.*  
 Sidi mubotu, *I am not good.*  
 Ta badi babotu, *They are not good.*

(b) The Personal Pronoun with suffix *-di* may be used as connective coming before adjectives having the noun classifiers.

<i>It is</i> . . .	<i>They are</i> . . . etc.
1st per. . . . ndi . . .	. . . tudi . . .
2nd per. . . . udi . . .	. . . mudi . . .
3rd per. . . . udi . . .	. . . badi . . .
2. . . . udi . . .	. . . idi . . .
3. . . . didi . . .	. . . adi . . .
4. . . . budi . . .	. . . adi . . .
5. . . . kudi . . .	. . . adi . . .
6. . . . kadi . . .	. . . tudi . . .
7. . . . chidi . . .	. . . zidi . . .
8. . . . idi . . .	. . . zidi . . .
9. . . . ludi . . .	. . . zidi . . .
9a. . . . ludi . . .	. . . adi . . .

*E.g.* Ndime ndi mubotu, *I am good.*  
 Inywe mudi babotu, *You are good.*  
 Ezi zidi zibotu, *They are good.*  
 Edi didi ibotu, *It is good.*

Negative.

1st per. . . . sidi . . .	. . . ta tudi . . .
2nd per. . . . todi . . .	. . . ta mudi . . .
3rd per. . . . tadi . . .	. . . ta badi . . .
2. . . . tu di . . .	. . . ti di . . .
3. . . . ta didi . . .	. . . ta di . . . etc.

E.g. Nguwe tadi mubotu, *He is not good.*

Abo ta badi bābotu, *They (persons) are not good.*

Ezi ta zidi zibotu, *They (things) are not good.*

5. When a NOUN is connected with an ADJECTIVE, we use the Copulative Particles as prefixes, except where the classifier begins with *m*, when the classifier itself is used as a connective.

	. . . is . . .	. . . are . . .
1.	. . . mu-	. . . mba-
2.	. . . mu-	. . . mi-
3.	. . . ndi-	. . . ma-
4.	. . . mbu-	. . . ma-
5.	. . . nku-	. . . ma-
6.	. . . nka-	. . . ntu-
7.	. . . nchi-	. . . nzi-
8.	. . . nim-	. . . nzi-
9.	. . . ndu-	. . . nzi-
9a.	. . . ndu-	. . . ma-

Negative.

The negative particles *ta . . . di*, *ta . . . badi*, etc., are used with the Adjective, which is prefixed by the noun classifier.

E.g. Mulombe mubotu, *The boy is good.*

Zyuno nzibotu, *The stools are good.*

Michila mibotu, *The tails are good.*

Mulombe tadi mubotu, *The boy is not good.*

Zyuno ta zidi zibotu, *The stools are not good.*

6. When a PRONOUN is connected with a LOCATIVE ADVERB; we require the following connectives which are best given in tabular form:—

	OMUNO.		OKUNO.		ANO.	
Per.	Sing.	Pl.	Sing.	Pl.	Sing.	Pl.
1st	mondi	mutudi	kondi	kutudi	mpondi	mputudi
2nd	mudi	mumudi	kudi	kumudi	mpudi	mpumudi
3rd	mwadi	mubadi	kwadi	kubadi	mpwadi	mpubadi

E.g. Ime mondi omuno, *I am here in here.*

Iswe kutudi okuno, *We are here.*

Ime mpondi ano, *I am here.*

Nguwe mpwadi ano, *He is here.*

Mbabo mubadi omuno, *They are here.*

## Negative.

Per.	OMUNO.		OKUNO.		ANO.	
	Sing.	Pl.	Sing.	Pl.	Sing.	Pl.
1st	simo	tatumo	siko	ʔatuko	sio	tatuo
2nd	tumo	tamumo	tuko	tamuko	tuo	tamuo
3rd	tamo	tabamo	tako	tabako	tao	tabao

*E.g.* Tamo omuno, *He is not here.*

Tabao ano, *They are not here.*

7. When a NOUN is connected with a LOCATIVE ADVERB, we require the following connectives:—

	OMUNO.		OKUNO.		ANO.	
	Sing.	Pl.	Sing.	Pl.	Sing.	Pl.
1.	mwadi	mubadi	kwadi	kubadi	mpwadi	mpubadi
2.	mudi	mwidi	kudi	kwidi	mpudi	mpwidi
3.	mudidi	mwadi	kudidi	kwadi	mpudidi	mpwadi
4.	mubudi	mwadi	kubudi	kwadi	mpubudi	mpwadi
5.	mukudi	mwadi	kukudi	kwadi	mpukudi	mpwadi
6.	mukadi	mutudi	kukadi	kutudi	mpukadi	mputudi
7.	muchidi	muzidi	kuchidi	kuzidi	mpuchidi	mpuzidi
8.	mwidi	muzidi	kwidi	kuzidi	mpwidi	mpuzidi
9.	muludi	muzidi	kuludi	kuzidi	mpuludi	mpuzidi
9a.	muludi	mwadi	kuludi	kwadi	mpuludi	mpwadi

*E.g.* Muntu mwadi omuno, *The person is here.*

Muntu kwadi okuno, *The person is here.*

Muntu mpwadi ano, *The person is here.*

Kasimbi mukadi omuno, *The girl is here.*

Impongo kwidi okuno, *The goat is here.*

Zyuno mpuzidi ano, *The stools are here.*

## Negative.

	OMUNO.		OKUNO.		ANO.	
	Sing.	Pl.	Sing.	Pl.	Sing.	Pl.
1.	tamo	tabamo	tako	tabako	tao	tabao
2.	tumo	timo	tuko	tiko	tuo	tio
3.	tadimo	tamo	tadiko	tako	tadio	tao
4.	tabumo	tamo	tabuko	tako	tabuo	tao
5.	takumo	tamo	takuko	tako	takuo	tao
6.	takamo	tatumo	takako	tatuko	takao	tatuo
7.	tachimo	tazimo	tachiko	taziko	tachio	tazio

	<i>Sing.</i>	<i>Pl.</i>	<i>Sing.</i>	<i>Pl.</i>	<i>Sing.</i>	<i>Pl.</i>
8.	timo	tazimo	tiko	taziko	tio	tazio
9.	talumo	tazimo	taluko	taziko	taluo	tazio
9a.	talumo	tamo	taluko	tamo	taluo	tao

*E.g.* Ikanda tadimo omuno, *The skin is not here.*  
 Magwalo tako okuno, *The letters are not here.*  
 Lunyolo taluo ano, *The razor is not here.*

Negative (another form). This is obtained by inserting *di* after the pronoun in each case.

	OMUNO.		OKUNO.		ANO.	
	<i>Sing.</i>	<i>Pl.</i>	<i>Sing.</i>	<i>Pl.</i>	<i>Sing.</i>	<i>Pl.</i>
1.	tadimo	tabadimo	tadiko	tabadiko	tadio	tabadio
2.	tudimo	tidimo	tudiko	tidiko	tudio	tidio
3.	tadidimo	tadimo	tadidiko	tadiko	tadidio	tadio
4.	tabudimo	tadimo	tabudiko	tadiko	tabudio	tadio
5.	takudimo	tadimo	takudiko	tadiko	takudio	tadio
6.	takadimo	tatudimo	takadiko	tatudiko	takadio	tatudio
7.	tachidimo	tazidimo	tachidiko	tazidiko	tachidio	tazidio
8.	tidimo	tazidimo	tidiko	tazidiko	tidio	tazidio
9.	taludimo	tazidimo	taludiko	tazidiko	taludio	tazidio
9a.	taludimo	tadimo	taludiko	tadiko	taludio	tadio

8. When PRONOUN is connected with INTERROGATIVE we place the Interrogative after the following Pronoun form :—

1st per.	Ndidi . . . ?	Tudi . . . ?
2nd per.	Udi . . . ?	Mudi . . . ?
3rd per.	Udi . . . ?	Badi . . . ?

*E.g.* Badi kudi ? *Where are they ?*  
 Badi bangai ? *How many are they ?*  
 Udi bieni ? *How is he ?*

9. When NOUN is connected with INTERROGATIVE.

(a) We place the following connectives between the noun and the Interrogative :—

	. . . is . . . ?	. . . are . . . ?
1.	. . . udi . . . ?	. . . badi . . . ?
2.	. . . udi . . . ?	. . . idi . . . ?
3.	. . . didi . . . ?	. . . adi . . . ?
4.	. . . budi . . . ?	. . . adi . . . ?
5.	. . . kudi . . . ?	. . . adi . . . ?
6.	. . . kadi . . . ?	. . . tudi . . . ?

- |                        |                    |
|------------------------|--------------------|
| 7. . . . chidi . . . ? | . . . zidi . . . ? |
| 8. . . . idi . . . ?   | . . . zidi . . . ? |
| 9. . . . ludi . . . ?  | . . . zidi . . . ? |
| 9a. . . . ludi . . . ? | . . . adi . . . ?  |

*E.g.* Bantu badi bongai ? *How many are the people ?*

Impongo zidi kudi ? *Where are the goats ?*

Lunyolo lwangu ludi kudi ? *Where is my razor ?*

(b) We may use a form of Copulative Particle having the suffix *-di* between the noun and the Interrogative.

- |                         |                     |
|-------------------------|---------------------|
| . . . is . . . ?        | . . . are . . . ?   |
| 1. . . . ngudi . . . ?  | . . . mbadi . . . ? |
| 2. . . . ngudi . . . ?  | . . . njidi . . . ? |
| 3. . . . ndidi . . . ?  | . . . ngadi . . . ? |
| 4. . . . mbudi . . . ?  | . . . ngadi . . . ? |
| 5. . . . nkudi . . . ?  | . . . ngadi . . . ? |
| 6. . . . nkadi . . . ?  | . . . ntudi . . . ? |
| 7. . . . nchidi . . . ? | . . . nzidi . . . ? |
| 8. . . . njidi . . . ?  | . . . nzidi . . . ? |
| 9. . . . ndudi . . . ?  | . . . nzidi . . . ? |
| 9a. . . . ndudi . . . ? | . . . ngadi . . . ? |

*E.g.* Tusimbi ntudi kudi ? *Where are the girls ?*

Magwalo ngadi kudi ? *Where are the letters ?*

### THE COPULA IN THE PAST.

1. When a PRONOUN is connected with a PRONOUN, we use forms of the particle *ka* with the suffix *-di*.

*E.g.* Kadi ndime, *It was I.* Ka tudi ndiswe, *It was we.*

Kadi nduwe, *It was thou.* Ka mudi ndinywe, *It was you.*

Kadi nguwe, *It was he.* Ka badi mbabo, *It was they.*

Negative.

Ke ntadi ndime. Ka tutadi ndiswe.

Ka tadi nduwe. Ka mutadi ndinywe.

Ka tadi nguwe. Ka batadi mbabo.

2. When a PRONOUN is connected with a NOUN, we use *ka . . . di*.

*I was . . . etc.* *We are . . . etc.*

1st per. Nda kadi . . . Ka tudi . . .

2nd per. Wa kadi . . . Ka mudi . . .

3rd per. Wa kadi . . . Ka badi . . .



	<i>It was</i> . . . .		<i>They were</i> . . . .
1.	Kadi . . . .		Ka badi . . . .
2.	Kudi . . . .		Kidi . . . .
3.	Ka didi . . . .		Kadi . . . .
4.	Ka budi . . . .		Kadi . . . .
5.	Ka kudi . . . .		Kadi . . . .
6.	Ka kadi . . . .		Ka tudi . . . .
7.	Ka chidi . . . .		Ka zidi . . . .
8.	Kidi . . . .		Ka zidi . . . .
9.	Ka ludi . . . .		Ka zidi . . . .
9a.	Ka ludi . . . .		Kadi . . . .

## Negative.

1st per.	Te nda kadi . . . .	Te twa kadi . . . .
2nd per.	To wa kadi . . . .	Te mwa kadi . . . .
3rd per.	Ta a kadi . . . .	Te ba kadi . . . .
1.	Ka tadi . . . .	Ka ba tadi . . . .
2.	Ka tadi . . . .	Ki tadi . . . .
3.	Ka ditadi . . . .	Ka tadi . . . .
4.	Ka butadi . . . .	Ka tadi . . . .
5.	Ka kutadi . . . .	Ka tadi . . . .
6.	Ka katadi . . . .	Ka tutadi . . . .
7.	Ka chitadi . . . .	Ka zitadi . . . .
8.	Ki tadi . . . .	Ka zitadi . . . .
9.	Ka lutadi . . . .	Ka zitadi . . . .
9a.	Ka lutadi . . . .	Ka tadi . . . .

*E.g.* Nda kadi mulombe, *I was a boy.*

Ta ba kadi balombe, *They were not boys.*

Kadi munkala, *It was a dog.*

Ka zitadi impongo, *They were not goats.*

3. *When a NOUN is connected with a NOUN, we use a Pronoun with this particle ka and suffix -di.*

	. . . . <i>was</i> . . . .		. . . . <i>were</i> . . . .
1.	. . . . wa kadi . . . .		. . . . ka badi . . . .
2.	. . . . wa kadi . . . .		. . . . kidi . . . .
3.	. . . . ka didi . . . .		. . . . kadi . . . .
4.	. . . . ka budi . . . .		. . . . kadi . . . .
5.	. . . . ka kudi . . . .		. . . . kadi . . . .
6.	. . . . ka kadi . . . .		. . . . ka tudi . . . .
7.	. . . . ka chidi . . . .		. . . . ka zidi . . . .

8. . . . kidi . . . . . ka zidi . . .  
 9. . . . ka ludi . . . . . ka zidi . . .  
 9a. . . . ka ludi . . . . . kadi . . .

Negative.

1. . . . ka tadi . . . . . ka ba tadi . . .  
 2. . . . ka tadi . . . . . ki tadi . . .  
 3. . . . ka ditadi . . . . . ka tadi . . .  
 4. . . . ka butadi . . . . . ka tadi . . .  
 etc., as with Pronoun and Noun in 2 above.

*E.g.* Mulombe kadi nameba, *The boy was a thief.*

Mulombe ka tadi nameba, *The boy was not a thief.*

4. *When a PRONOUN is connected with an ADJECTIVE*, we get the following forms before the Adjective which of course is prefixed with the noun classifier:

- |          |                   |                   |
|----------|-------------------|-------------------|
| 1st per. | Che ndi . . . . . | Ka tуди . . . . . |
| 2nd per. | Ko di . . . . .   | Ka mudi . . . . . |
| 3rd per. | Ka di . . . . .   | Ka badi . . . . . |

Negative.

- |          |                       |                       |
|----------|-----------------------|-----------------------|
| 1st per. | Te nda kadi . . . . . | Te twa kadi . . . . . |
| 2nd per. | To wa kadi . . . . .  | Te mwa kadi . . . . . |
| 3rd per. | Ta a kadi . . . . .   | Te ba kadi . . . . .  |

*E.g.* Che ndi mubotu, *I was good.*

Ka badi babotu, *They were good.*

Te twa kadi babotu, *We were not good.*

5. *When a NOUN is connected with an ADJECTIVE*, we use forms of *ka* with the suffix *-di* followed by the Adjective prefixed by the Noun classifier.

- |     |                            |                           |
|-----|----------------------------|---------------------------|
|     | . . . . was . . . . .      | . . . . were . . . . .    |
| 1.  | . . . . kadi . . . . .     | . . . . ka badi . . . . . |
| 2.  | . . . . kudi . . . . .     | . . . . kidi . . . . .    |
| 3.  | . . . . ka didi . . . . .  | . . . . kadi . . . . .    |
| 4.  | . . . . ka budi . . . . .  | . . . . kadi . . . . .    |
| 5.  | . . . . ka kudi . . . . .  | . . . . kadi . . . . .    |
| 6.  | . . . . ka kadi . . . . .  | . . . . ka tуди . . . . . |
| 7.  | . . . . ka chidi . . . . . | . . . . ka zidi . . . . . |
| 8.  | . . . . kidi . . . . .     | . . . . ka zidi . . . . . |
| 9.  | . . . . ka ludi . . . . .  | . . . . ka zidi . . . . . |
| 9a. | . . . . ka ludi . . . . .  | . . . . kadi . . . . .    |

## Negative.

- |     |                       |                       |
|-----|-----------------------|-----------------------|
| 1.  | ta a kadi . . . . .   | te ba kadi . . . . .  |
| 2.  | te wa kadi . . . . .  | te ya kadi . . . . .  |
| 3.  | te dia kadi . . . . . | ta a kadi . . . . .   |
| 4.  | te bwa kadi . . . . . | ta a kadi . . . . .   |
| 5.  | te kwa kadi . . . . . | ta a kadi . . . . .   |
| 6.  | ta ka kadi . . . . .  | te twa kadi . . . . . |
| 7.  | te cha kadi . . . . . | te zya kadi . . . . . |
| 8.  | te ya kadi . . . . .  | te zya kadi . . . . . |
| 9.  | ta lu kadi . . . . .  | te zya kadi . . . . . |
| 9a. | ta lu kadi . . . . .  | ta a kadi . . . . .   |

*E.g.* Isamu ka didi ibotu, *The tree was good.*

Lunyolo ka ludi lubotu, *The razor was good.*

Makanda ta a kadi mabotu, *The skins were not good.*

Tusimbi te twa kadi tubotu, *The girls were not good.*

6. When a PRONOUN is connected with a LOCATIVE ADVERB, we require the following connectives :—

OMUNO.		OKUNO.		ANO.	
<i>Sing.</i>	<i>Pl.</i>	<i>Sing.</i>	<i>Pl.</i>	<i>Sing.</i>	<i>Pl.</i>
(1) ke ndimo	ka tudimo	ke ndiko	ka tudiko	ke ndio	ka tudio
(2) ko dimo	ka mudimo	ko diko	ka mudiko	ko dio	ka mudio
(3) ka dimo	ka badimo	ka diko	ka badiko	ka dio	ka badio

## Negative.

- |              |           |          |           |         |          |
|--------------|-----------|----------|-----------|---------|----------|
| (1) ke nsimo | ka tutamo | ke nsiko | ka tutako | ke ntao | ka tutao |
| (2) ko tamo  | ka mutamo | ko tako  | ka mutako | ko tao  | ka mutao |
| (3) ka tamo  | ka batamo | ka tako  | ka batako | ka tao  | ka batao |

*E.g.* Ke ndimo omuno, *I was here.*

Ka badio ano, *They were here.*

Ka mutako okuno, *You were not here.*

7. When a NOUN is connected with a LOCATIVE ADVERB, we require the following connectives :—

OMUNO.		OKUNO.		ANO.	
<i>Sing.</i>	<i>Pl.</i>	<i>Sing.</i>	<i>Pl.</i>	<i>Sing.</i>	<i>Pl.</i>
1. kadimo	ka badimo	kadiko	ka badiko	kadio	ka badio
2. kadimo	kidimo	kadiko	kidiko	kadio	kidio
3. ka didimo	kadimo	ka didiko	kadiko	ka didio	kadio
4. ka budimo	kadimo	ka budiko	kadiko	ka budio	kadio
5. ka kudimo	kadimo	ka kudiko	kadiko	ka kudio	kadio

	<i>Sing.</i>	<i>Pl.</i>	<i>Sing.</i>	<i>Pl.</i>	<i>Sing.</i>	<i>Pl.</i>
6.	ka kadimo	ka tudimo	ka kadiko	ka tudiko	ka kadio	ka tudio
7.	ka chidimo	ka zidimo	ka chidiko	ka zidiko	ka chidio	ka zidio
8.	kidimo	ka zidimo	kidiko	ka zidiko	kidio	ka zidio
9.	ka ludimo	ka zidimo	ka ludiko	ka zidiko	ka ludio	ka zidio
9a.	ka ludimo	kadimo	ka ludiko	kadiko	ka ludio	kadio

## Negative.

1.	ka tamo	ka batamo	ka tako	ka batako	ka tao	ka batao
2.	ku tamo	kitimo	ku tako	kitiko	ku tao	kitio
3.	ka ditamo	katamo	ka ditako	katako	ka ditao	katao
4.	ka butamo	katamo	ka butako	katako	ka butao	katao
5.	ka kutamo	katamo	ka kutako	katako	ka kutao	katao
6.	kakatamo	ka tutamo	ka katako	ka tutako	ka katao	ka tutao
7.	ka chita- mo	ka zitamo	ka chita- ko	ka zitako	ka chitao	ka zitao
8.	ki tamo	ka zitamo	ki tako	ka zitako	ki tao	ka zitao
9.	ka lutamo	ka zitamo	ka lutako	ka zitako	ka lutao	ka zitao
9a.	ku lutamo	katamo	ka lutako	katako	ka lutao	katao

*E.g.* Mulombe kadimo omuno, *The boy was here.*

Kasimbi ka kadiko okuno, *The girl was here.*

Impongo ka zidio ano, *The goats were here.*

Balombe ka batamo omuno, *The boys were not here.*

8. When a PRONOUN is connected with an INTERROGATIVE, we use the Interrogative after the following Pronoun forms :—

1st per. . . Ke ndadi . . . ?      Ka tudi . . . ?

2nd per. . . Kadi . . . ?              Ka mudi . . . ?

3rd per. . . Kadi . . . ?              Ka badi . . . ?

*E.g.* Ke ndadi kudi ? *Where was I ?*

    Kadi bieni ? *How was he ?*

    Ka badi bieni ? *How were they ?*

9. When a NOUN is connected with an INTERROGATIVE, we place the following connectives between the Noun and the Interrogative .

1. . . . kadi . . . ?                      . . . ka badi . . . ?

2. . . . kadi . . .                          . . . kidi . . . ?

3. . . . ka didi . . . ? . . . kadi . . . ?  
 4. . . . ka budi . . . ? . . . kadi . . . ?  
 5. . . . ka kudi . . . ? . . . kadi . . . ?  
 6. . . . ka kadi . . . ? . . . ka tуди . . . ?  
 7. . . . ka chidi . . . ? . . . ka zidi . . . ?  
 8. . . . kidi . . . ? . . . ka zidi . . . ?  
 9. . . . ka ludi . . . ? . . . ka zidi . . . ?  
 9a. . . . ka ludi . . . ? . . . kadi . . . ?

*E.g.* Balombe ka badi kudi ? *Where were the boys ?*

Chuno ka chidi kudi ? *Where was the stool ?*

Lunyolo ka ludi bieni ? *How was the razor ?*

NOTE.—The Locative Copulas are frequently heard with the particle *chi* embodied in them to give the idea of *still in*, *still at*, etc. These may be given in a complete set as follows :—

	OMUNO.		OKUNO.		ANO.	
	<i>Sing.</i>	<i>Pl.</i>	<i>Sing.</i>	<i>Pl.</i>	<i>Sing.</i>	<i>Pl.</i>
(1) P.	mo- nchidi	mutu- chidi	ko- nchidi	kutu- chidi	mpo- nchidi	mputu- chidi
(2) P.	mu- chidi	mumu- chidi	ku- chidi	kumu- chidi	mpu- chidi	mpumu- chidi
(3) P.	mwa- chidi	muba- chidi	kwa- chidi	kuba- chidi	mpwa- chidi	mpuba- chidi
2.	mu- chidi	mwi- chidi	ku- chidi	kwi- chidi	mpu- chidi	mpwi- chidi
3.	mudi- chidi	mwa- chidi	kudi- chidi	kwa- chidi	mpudi- chidi	mpwa- chidi
4.	mubu- chidi	mwa- chidi	kubu- chidi	kwa- chidi	mpubu- chidi	mpwa- chidi
5.	muku- chidi	mwa- chidi	kuku- chidi	kwa- chidi	mpuku- chidi	mpwa- chidi
6.	muka- chidi	mutu- chidi	kuka- chidi	kutu- chidi	mpuka- chidi	mputu- chidi
7.	muchi- chidi	muzi- chidi	kuchi- chidi	kuzi- chidi	mpuchi- chidi	mpuzi- chidi
8.	mwi- chidi	muzi- chidi	kwi- chidi	kuzi- chidi	mpwi- chidi	mpuzi- chidi
9.	mulu- chidi	muzi- chidi	kulu- chidi	kuzi- chidi	mpulu- chidi	mpuzi- chidi
9a.	mulu- chidi	mwa- chidi	kulu- chidi	kwa- chidi	mpulu- chidi	mpwa- chidi

## Negative. 1st Form.

(1) P.	sichimo	tatu- chimo	sichiko	tatu- chiko	sichio	tatuchio
(2) P.	tuchimo	tamu- chimo	tuchiko	tamu- chiko	tuchio	tamuchio
(3) P.	tachimo	taba- chimo	tachiko	taba- chiko	tachio	tabachio
2.	tuchimo	ti- chimo	tuchiko	tichiko	tachio	tichio
3.	tadi- chimo	tachimo	tadi- chiko	tachiko	tadichio	tachio
4.	tabu- chimo	tachimo	tabu- chiko	tachiko	tabuchio	tachio
5.	taku- chimo	tachimo	taku- chiko	tachiko	tabuchio	tachio
6.	taka- chimo	tatu- chimo	taka- chiko	tatu- chiko	takachio	tatuchio
7.	tachi- chimo	tazi- chimo	tachi- chiko	tazi- chiko	tachi- chio	tazichio
8.	tichimo	tazi- chimo	tichiko	tazi- chiko	tichio	tazichio
9.	talu- chimo	tazi- chimo	talu- chiko	tazi- chiko	taluchio	tazichio
9a.	talu- chimo	tachimo	talu- chiko	tachiko	taluchio	tachio

## Negative. (2nd Form.)

## OMUNO.

1.	tachidimo	tabachidimo
2.	tuchidimo	tichidimo
3.	tadichidimo	tachidimo
4.	tabuchidimo	tachidimo
5.	takuchidimo	tachidimo
6.	takachidimo	tatuchidimo
7.	tachichidimo	tazichidimo
8.	tichidimo	tazichidimo
9.	taluchidimo	tazichidimo
9a.	taluchidimo	tachidimo

## OKUNO.

tachidiko	tabachidiko
tuchidiko	tichidiko
tadichidiko	tachidiko
tabuchidiko	tachidiko
takuchidiko	tachidiko
takachidiko	tatuchidiko
tachichidiko	tazichidiko
tichidiko	tazichidiko
taluchidiko	tazichidiko
taluchidiko	tachidiko

## ANO.

1.	tachidio	tabachidio
2.	tuchidio	tichidio
3.	tadichidio	tachidio

4.	tabuchidio	tachidio
5.	takuchidio	tachidio
6.	takachidio	tatuchidio
7.	tachichidio	tazichidio
8.	tichidio	tazichidio
9.	taluchidio	tazichidio
9a.	taluchidio	tachidio

Past Form.

		OMUNO.		Negative.	
		Affirmative.			
		Sing.	Pl.	Sing.	Pl.
(1) P.	ke nchidimo	ka tuchidimo	ke nsichimo	ka tutachimo	
(2) P.	ko chidimo	ka muchidimo	ko tachimo	ka mutachimo	
(3) P.	ka chidimo	ka bachidimo	ka tachimo	ka batachimo	
2.	kuchidimo	kichidimo	ku tachimo	ki tichimo	
3.	ka dichidimo	kachidimo	ka ditachimo	ka tachimo	
4.	ka buchidimo	kachidimo	ka butachimo	ka tachimo	
5.	ka kuchidimo	kachidimo	ka kutachimo	ka tachimo	
6.	ka kachidimo	ka tuchidimo	ka katachimo	ka tutachimo	
7.	ka chichidimo	ka zichidimo	ka chitachimo	ka zitachimo	
8.	kichidimo	ka zichidimo	ka tichimo	ka zitachimo	
9.	ka luchidimo	ka zichidimo	ka lutachimo	ka zitachimo	
9a.	ka luchidimo	kachidimo	ka lutachimo	ka tachimo	

OKUNO.

Remove the suffix *-mo* and replace it by *-ko* in every instance.

ANQ.

Replace the final suffix *-mo* by *-o*.

### THE COPULA IN THE FUTURE.

I. When a PRONOUN is connected with a PRONOUN, we use the connective *-ku la ba*, i.e. "it will be."

1st per.	Ku la ba ndime.	Ku la ba ndiswe.
2nd per.	Ku la ba nduwe.	Ku la ba ndinywe.
3rd per.	Ku la ba nguwe.	Ku la ba mbabo.

Negative.

1st per.	Ta ku ka bi ndime.	Ta ku ka bi ndiswe.
2nd per.	Ta ku ka bi nduwe.	Ta ku ka bi ndinywe.
3rd per.	Ta ku ka bi nguwe.	Ta ku ka bi mbabo.

2. *When a PRONOUN is connected with a NOUN.*

(a) If the pronoun is impersonal, we use the above connective in both affirmative and negative.

*E.g.* Ku la ba muntu, *It will be a person.*

Ta ku ka bi muntu, *It will not be a person.*

(b) When the pronoun is personal or definitely associated with the noun, we use the following connectives:—

<i>It will be . . .</i>	<i>They will be . . .</i>
1. u la ba . . .	ba la ba . . .
2. u la ba . . .	i la ba . . .
3. di la ba . . .	a la ba . . .
4. bu la ba . . .	a la ba . . .
5. ku la ba . . .	a la ba . . .
6. ka la ba . . .	tu la ba . . .
7. chi la ba . . .	zi la ba . . .
8. i la ba . . .	zi la ba . . .
9. lu la ba . . .	zi la ba . . .
9a. lu la ba . . .	a la ba . . .

Negative.

1. ta ti a ka bi . . .	ta ba ti ba ka bi . . .
2. ta ti u ka bi . . .	ti i ti i ka bi . . .
3. ta di ti di ka bi . . .	ta a ti a ka bi . . .
4. ta bu ti bu ka bi . . .	ta a ti a ka bi . . .
5. ta ku ti ku ka bi . . .	ta a ti a ka bi . . .
6. ta ka ti ka ka bi . . .	ta tu ti tu ka bi . . .
7. ta chi ti chi ka bi . . .	ta zi ti zi ka bi . . .
8. ti ki ti li ka bi . . .	ta zi ti zi ka bi . . .
9. ta lu ti lu ka bi . . .	ta zi ti zi ka bi . . .
9a. ta lu ti lu ka bi . . .	ta a ti a ka bi . . .

*E.g.* Di la ba isamu, *It will be a tree.*

Chi la ba chuno, *It will be a stool.*

Ta ba ti ba ka bi bantu, *They will not be people.*

(c) The Future Tense of the verb "to be" may be used as connective.

1st per. Ndo ba . . .	Tu yo ba . . .
2nd per. U yo ba . . .	Mu yo ba . . .
3rd per. U yo ba . . .	Ba yo ba . . .



Negative.

1st per. Si ko yo ba . . .	Ta tu ko yo ba . . .
2nd per. To ko yo ba . . .	Ta mu ko yo ba . . .
3rd per. Ta ko yo ba . . .	Ta ba ko yo ba . . .

Another form of Negative.

1st per. Si ti mbi . . .	Ta tu ti tu bi . . .
2nd per. To ti a bi . . .	Ta mu ti mu bi . . .
3rd per. Ta ti a bi . . .	Ta ba ti ba bi . . .

Another form of Negative.

1st per. Si kwe ne nsi ka ba . . .	Ta tu kwe ne tu ka ba . . .
2nd per. To kwe no ka ba . . .	Ta mu kwe ne mu ka ba . . .
3rd per. Ta kwe na ka ba . . .	Ta ba kwe ne ba ka ba . . .

Another form of Negative.

1st per. Si ka bi . . .	Ta tu ka bi . . .
2nd per. To ka bi . . .	Ta mu ka bi . . .
3rd per. Ta ka bi . . .	Ta ba ka bi . . .

*E.g.* Ndo ba nameba, *I will be a thief.*

Si ko yo ba nameba, *I will not be a thief.*

Si ti mbi nameba, *I will not be a thief.*

Si kwe ne nsi ka ba nameba, *I will not be a thief.*

Si ka bi nameba, *I will not be a thief.*

(d) The Future Tense of the verb "to be" may be used with the pronouns of the noun classes to link up the noun.

<i>It will be . . .</i>	<i>They will be . . .</i>
1. u zo ba . . .	ba zo ba . . .
2. u zo ba . . .	i zo ba . . .
3. di zo ba . . .	a zo ba . . .
4. bu zo ba . . .	a zo ba . . .
5. ku zo ba . . .	a zo ba . . .
6. ka zo ba . . .	tu zo ba . . .
7. chi zo ba . . .	zi zo ba . . .
8. i zo ba . . .	zi zo ba . . .
9. lu zo ba . . .	zi zo ba . . .
9a. lu zo ba . . .	a zo ba . . .

Negative.

1. ta ko yo ba . . .	ta ba ko yo ba . . .
2. tu ko yo ba . . .	ti ko yo ba . . .
3. ta di ko yo ba . . .	ta ko yo ba . . .
4. ta bu ko yo ba . . .	ta ko yo ba . . .



## Negative.

- |     |     |                 |     |     |                |     |
|-----|-----|-----------------|-----|-----|----------------|-----|
| 1.  | ... | ta no yo ba     | ... | ... | ta ba no yo ba | ... |
| 2.  | ... | tu no yo ba     | ... | ... | ti no yo ba    | ... |
| 3.  | ... | ta di no yo ba  | ... | ... | ta no yo ba    | ... |
| 4.  | ... | ta bu no yo ba  | ... | ... | ta no yo ba    | ... |
| 5.  | ... | ta ku no yo ba  | ... | ... | ta no yo ba    | ... |
| 6.  | ... | ta ka no yo ba  | ... | ... | ta tu no yo ba | ... |
| 7.  | ... | ta chi no yo ba | ... | ... | ta zi no yo ba | ... |
| 8.  | ... | ti no yo ba     | ... | ... | ta zi no yo ba | ... |
| 9.  | ... | ta lu no yo ba  | ... | ... | ta zi no yo ba | ... |
| 9a. | ... | ta lu no yo ba  | ... | ... | ta no yo ba    | ... |

6. When a PRONOUN is connected with an ADVERB, we use the same connectives as when connecting a Pronoun and an Adjective.

7. When a NOUN is connected with an ADVERB, we use the same connectives as when connecting a Noun and an Adjective.

8. When a PRONOUN is connected with an INTERROGATIVE, we use the same connectives as when connecting a Pronoun and an Adjective.

9. When a NOUN is connected with an INTERROGATIVE, we use the same connectives as when connecting a Noun and an Adjective.

## THE COPULA IN INDIRECT CLAUSES.

In Indirect Clauses the Copula is unchanging.

The Affirmative form is *kuti*.

The Negative form is *te nsi*.

E.g. A *kuti mubi, mu ume, If he is bad, hit him.*

Nda ula bieni, a te nsi mabotu, *How can I buy those which are not good?*

## THE ADVERB

TONGA Adverbs are identical in use with those of English. They add some qualification to the words with which they are used, limiting or more fully explaining their meaning.

Adverbs are usually classified as of Time, Place, Manner, etc.

### ADVERBS OF TIME.

The following may be noted :—

kale, <i>already.</i>	Wa ka inka kale, <i>He has gone already.</i>
chindi, <i>long ago.</i>	Twa sika chindi, <i>We arrived long ago.</i>
sunu, <i>to-day.</i>	Sunu nda dima, <i>To-day I dig.</i>
ijilo, <i>yesterday.</i>	Nda sunduka ijilo, <i>I started yesterday.</i>
junza, <i>to-morrow.</i>	Ndo i chita junza, <i>I will do it to-morrow.</i>
izona, <i>the day after to-morrow.</i>	U la sika izona, <i>He will arrive the day after to-morrow.</i>
izonaedia, <i>the second day after to-morrow.</i>	U la sika izonaedia, <i>He will arrive the second day after to-morrow.</i>
ne, <i>when.</i>	U yo diokezia ne tu inka, <i>You will rest when we go.</i>

NOTE.—For euphony this Adverb may be used in the form of *na, ni, no, or nu.*

masikusiku, <i>very early morning.</i>	Wa buka masikusiku, <i>He arose very early indeed.</i>
junzajunza, <i>forenoon.</i>	Junzajunza ndadi kede, <i>I sat during the forenoon.</i>
isikati, <i>noon.</i>	Isikati di la bala, <i>At noon it shines.</i>

igogo, <i>afternoon.</i>	Be njila mu chikolo igogo, <i>They enter school in the afternoon.</i>
masiku, <i>night.</i>	Ta tu beleki masiku, <i>We do not work in the night.</i>
lumwi, <i>sometime.</i>	Lumwi ba la yeya, <i>Sometime they will think.</i>
lino, <i>now</i>	Chita lino, <i>Do it now.</i>
ndidio lino, <i>just now.</i>	Bola ndidio lino, <i>Return immediately.</i>
didi ? ididi ? <i>when ?</i>	U yo bola didi ? <i>When will you return ?</i>
lube, <i>frequently.</i>	Nda beleka lube, <i>I work continuously.</i>
lube lube, <i>very frequently.</i>	Ndadi ku yaka lube lube, <i>I was always building.</i>
mane, <i>until.</i>	Kala, mane nda sika, <i>Sit until I come.</i>
chi be chindi, <i>after a time.</i>	Chi be chindi imvula i la wa, <i>After a time the rain will fall.</i>
ku kusanguna, <i>in the beginning.</i>	Ku kusanguna Leza wa ka lenga inyika, <i>In the beginning God created the land.</i>
ku kumana, <i>in the end.</i>	Ku kumana wa zumina, <i>In the end he assented.</i>
kunembo, <i>beforetimes.</i>	Kunembo wadi zide, <i>He had been previously.</i>
musule, <i>afterwards.</i>	Ndo vwima musule, <i>I will hunt afterwards.</i>

## ADVERBS OF PLACE.

kule, *far, distant.* Oyu munzi udi kule, *This village is far.*

The suffix *-i* ? added to verbs is equivalent to *where* ?

Wa indai ? *Where did you pass ?*

## THE LOCATIVES.

(1) Simple. Mu, *in.* Ku, *to.* A, *at.*

(2) Augmented form. Mwa, mudi, *in.* Kwa, kudi, *to.* Mpa, adi, *at.*

(3) Contracted form. (This is used in relative clauses.) Mo, *in, from.* Ko, *to.* O, *at, on.*

(4) Indicative form. Mumo, *it is in*. Nkuko, *it is to*.  
Mpa<sup>o</sup>, *it is on, it is at*.

(5) Demonstrative form.

omuno, <i>in here</i> .	omo, <i>in there</i> .	omiya, <i>in yonder</i> .
okuno, <i>to here</i> .	oko, <i>to there</i> .	okuya, <i>to yonder</i> .
ano, awa, <i>on here</i> .	awo, <i>on there</i> .	adia, <i>on yonder</i> .

(6) Demonstrative forms emphasized.

<i>just here</i> .	<i>just there</i> .	<i>just yonder</i> .
mumo omuno.	mumo omo.	mumo omiya.
nkuko okuno.	nkuko oko.	nkuko okuya.
mpano, mpanyawa.	mpanyawo.	mpanyadia.

(7) Interrogative forms.

mudi? *in where?* kudi? *to where?* ani? *on where?*

(8) Locative with Possessives: -angu, -ako, -akwe, -esu, -anu, -abo.

mwangu, *in mine*. kwangu, *to mine*. angu, *at mine*, etc.

(9) Locatives with -mwi, *one*.

mumwi, *in one, i.e. together*; kumwi, *to one, i.e. together*;  
amwi, *at one, i.e. together*.

(10) Locatives with -mbi, *other, different*.

mumbi, *in a different place*; kumbi, *to a different place*;  
ambi, *on a different place*.

(11) Locatives with -onse, *-all*.

monse, *everywhere inside*. konse, *to everywhere, from everywhere*, onse, *everywhere upon*.

These forms may be duplicated, monse monse, konse konse, and onse onse, *everywhere*.

(12) Locative Compounds, such as:—

mumbadi, *by the side*.  
kumbadi, *to the side*.  
embadi, *at the side*.  
mujwe, *from the east*.  
kujwe, *to the east*.  
kumbo, *towards the north*.  
munsi, *underneath*.  
kunsi, *below*.  
ansi, *on the ground*.  
mujulu, *in the air*.  
kujulu, *above*.  
ejulu, *upon*.

mufwifwi, kufwifwi, afwifwi, *near*.  
 anze, *outside*.  
 mutala, *beyond*.  
 kutala, *above*.  
 etala, *on the top*.  
 mukati, *between, inside*.  
 kunembo, *in front*.  
 musule, *behind*.

## ADVERBS OF MANNER.

bio, *merely*.  
 luzutu, *simply*.  
 chali, *purposely*.  
 -like, *only*, see page 51.

Adverbs with prefix *cha-* :

changuso, *forcibly*.  
 chabuya, *kindly*.  
 chaluno, *swiftly*.  
 chamanu, *cunningly*.  
 chakufwambana, *hurriedly*.

Adverbs with *bu-* :

mbudi, *like, as*.  
 bumbi, *differently*.  
 obo, *thus, so*.  
 bobo, *thus, so*.  
 mbobo, *thus, so*.  
 mbubo, *it is thus*.

Adverbs with *ka-* :

kabotu, *well*.  
 kabi, *badly*.  
 kanini, *little*.

Intensive Species of Verb contains an adverbial idea in itself, and is equivalent to adding the words intensely, clearly, urgently, well, etc.

Adverbial particles when used with some verbs add a qualification of manner :—

mbu.	ku fuma mbu, <i>to arise early</i> .
fwepe.	ku zula fwepe, <i>to be quite full</i> .
mpu.	ku umpuna mpu, <i>to strike forcibly</i> .
ndu.	ku sula ndu, <i>to hate strongly</i> .

nsu.	ku nunka nsu, <i>to smell abominably.</i>
go.	ka yakwa go, <i>to be built vertically.</i>
nga.	ku yakwa nga, <i>to be built well.</i>
ndendende.	ku yakwa ndendende, <i>to be built strongly.</i>
ntamaa.	ku mana ntamaa, <i>to be entirely finished.</i>
nto.	ku mana nto,           "       "       "
piyai.	ku mana piyai,       "       "       "
supu.	ku mana supu,       "       "       "
nte.	ku kala nte, <i>to sit well.</i>
dendele.	ku kala dendele, <i>to sit well.</i>
sunsumane.	ku kala sunsumane, <i>to sit crouchingly.</i>
mwengu.	ku bala mwengu, <i>to shine fiercely.</i>
wi.	ku umuna wi, <i>to be perfectly quiet.</i>
chimpamu	ku dila chimpamupamu, <i>to cry</i>
mpamu.	<i>sorrowfully.</i>
gwababa.	ku anzika gwababa, <i>to hang carefully.</i>

Verb derivatives are used adverbially when following the verb from which they have been formed.

angule.	ku angula angule, <i>to take down carefully.</i>
bata.	ku batama bata, <i>to be perfectly still.</i>
bombe.	ku bomba bombe, <i>to soften perfectly.</i>
bompelwe.	ku bompelwa bompelwe, <i>to be greatly astounded.</i>
botie.	ku botia botie, <i>to make exceedingly good.</i>
buli.	ku budika buli, <i>to be missing altogether.</i>
bulu.	ku bulula bulu, <i>to explain explicitly.</i>
bunta.	ku buntama bunta, <i>to be exceedingly sorrowful.</i>
delu.	ku delula delu, <i>to shred finely.</i>
donko.	ku donkola donko, <i>to bore cleanly.</i>
dunsu.	ku dunsula dunsu, <i>to break suddenly.</i>
ebie.	ku ebia ebie, <i>to make see clearly.</i>
ezuezu.	ku ezuka ezuezu, <i>to faint deathly.</i>
fwinyane.	ku fwinyana fwinyane, <i>to shrink abnormally.</i>
gambe.	ku gamba gambe, <i>to be exceedingly astonished.</i>
haa.	ku asama haa, <i>to open the mouth widely.</i>
jabu.	ku jabula jabu, <i>to rest perfectly.</i>
ji.	ku jimpa ji, <i>to beat up nicely.</i>
kankama.	ku kankamana kankama, <i>to tremble awfully.</i>



kanta.	ku kantama kanta, <i>to be greatly astounded.</i>
kondwe.	ku kondwa kondwe, <i>to rejoice exceedingly.</i>
kota.	ku kotama kota, <i>to bow humbly.</i>
laka.	ku lakama laka, <i>to stare vacantly.</i>
lebu.	ku lebuka lebu, <i>to be very weak.</i>
lobe.	ku loba lobe, <i>to be entirely lost, to drown.</i>
mbombomane.	ku mbombomena mbombomane, <i>to sink entirely.</i>
nanala.	ku nanamana nanala, <i>to sit lightly.</i>
ngaingai.	ku ngaima ngaingai, <i>to glisten dazzlingly, to be perfectly clean and shining.</i>
ngenje.	ku ngenjema ngenje, <i>to entirely shed the bloom.</i>
ngwalamu.	ku ngwalamuna ngwalamu, <i>to roar fiercely.</i>
nkankanka.	ku kankama nkankanka, <i>to tremble greatly.</i>
nyanya.	ku nyanyamuna nyanya, <i>to awaken gently.</i>
nyenemu.	ku nyenemuna nyenemu, <i>to release carefully.</i>
ndyondyondyondyo.	ku ndyondyomena ndyondyondyondyo, <i>to precipitate profusely.</i>
pungu.	ku pungula pungu, <i>to look up intently.</i>
puzu.	ku puzuka puzu, <i>to escape entirely.</i>
sampu.	ku sampuka sampu, <i>to lose flavour entirely.</i>
siazie.	ku siazia siazie, <i>to leave altogether.</i>
simie.	ku simia simie, <i>to greatly harden.</i>
sise.	ku sisa sise, <i>to hide completely.</i>
sole.	ku sola sole, <i>to try hard.</i>
somo.	ku somona somo, <i>to unsheathe suddenly.</i>
suli.	ku sulika suli, <i>to drift far or quickly.</i>
supu.	ku supuka supu, <i>to cleanse beautifully.</i>
takataka.	ku takana takataka, <i>to disperse everywhere.</i>
tandie.	ku tandia tandie, <i>to drive away altogether.</i>
tole.	ku tola tole, <i>to take once for all.</i>
tondezie.	ku tondezia tondezie, <i>to point out explicitly.</i>

wayu.	ku wayuka wayu, <i>to burst out suddenly.</i>
yakuyaku.	ku yakununa yakuyaku, <i>to pull down altogether.</i>
yangale.	ku yangala yangale, <i>to disperse entirely.</i>
yewele.	ku yemuka yewele, <i>to dissolve entirely, to melt.</i>
yosie.	ku yosia yosie, <i>to make greatly afraid.</i>
zilima.	ku zilimana zilima, <i>to stare vacantly.</i>
zilo.	ku zilika zilo, <i>to look intently.</i>

## THE PREPOSITION

A PREPOSITION is used to join a noun or pronoun to a noun or other part of speech, so as to indicate some relationship between them. When joined, the noun and preposition perform the function of an adverb or adjective. The preposition is said to govern the noun or pronoun with which it is joined.

### *Locative Prepositions.*

“ Mu ” expresses rest within, motion into or out from. It therefore is equivalent to : *in, among, inside of, within, out of, through, during, etc.*

“ Ku ” expresses rest at, motion to or from. It is equivalent to : *at, by, towards, from, to, etc.*

“ A ” expresses rest upon, motion on to, or from off. It is equivalent to : *on, upon, at, off, from, on to, off, on account of, because, with, by means of, etc.*

### *Compound, Locative Prepositions.*

Many of the Locative Adverbs previously noted on page 122 are followed by the simple preposition. They are then used as pure prepositions. We get the following expressions :—

anze a,	<i>outside of.</i>
akati ka,	<i>between, among, in the middle of.</i>
afwifwi a,	<i>near to.</i>
embadi a,	<i>at the side of.</i>
enembo a,	<i>in front of.</i>
ejulu a,	<i>above, on the top of.</i>
kumbadi a,	<i>by the side of.</i>
kunembo a,	<i>in front of.</i>
kujulu ka,	<i>above, on the top of.</i>
mukati mu,	<i>within, inside of.</i>
mumbadi a,	<i>by the side of, in the vicinity of.</i>

### *Phrase Prepositions.*

kambo ka,	<i>on account of, because.</i>
mbudi mbo,	<i>like, just as.</i>
ku chindi cha,	<i>at the time of.</i>
ku chimanga cha,	<i>in the stead of.</i>

## THE CONJUNCTION

CONJUNCTIONS in Tonga are connectives which join sentences or words. They may be merely copulative or may be adversative. A subordinate phrase may be linked up by a conjunction and the conjunction used may be named according to the type of sentence which it introduces. We may, therefore, have Consecutive, Conditional, Causal, Comparative, etc.

In addition to the Copulatives already noted, the following conjunctions are in common use :—

a,	<i>and.</i> Tola intobolo a masumu, <i>Take the gun and the spears.</i>
akuba,	<i>perhaps.</i> I, akuba, nguwe wa ka chita obo, <i>Yes, perhaps he has done so.</i>
ani,	<i>but.</i> Ani mu la chita nzi musule? <i>But what shall you do afterwards?</i>
ansya,	<i>unless, except.</i> Ansya wa dima sunu, u zo dya nzi obuya? <i>Unless he digs to-day, what will he eat then?</i>
anu,	<i>whereas.</i> Nda chi tanga udi mubotu, anu mubi, <i>I still thought him good, whereas he is evil.</i>
atene,	<i>perhaps.</i> Atene nzo bola, <i>Perhaps I shall return.</i>
ikuti,	<i>because.</i> Si lumbi ikuti wa bisia echi, <i>I am not grateful because you have spoiled it.</i>
kambunya,	<i>also.</i> Nduwe wa chi tola, kambunya nduwe wa chi bozia, <i>It is you who took it away, also it is you who has returned it.</i>

kansyo,	<i>unless, except, if, supposing, unless.</i> Si ko yo kondwa kansyo to ndi abili chimwi, <i>I shall not be happy unless you give me one.</i>
kuti,	<i>that, in order that.</i> Ba mu tola kuti a futuke, <i>They took him that he might be saved.</i>
lino,	<i>now, and, then, just then.</i> Ku sanguna wa zumina, lino wa kaka, <i>At first he consented, then he refused.</i>
mpo,	<i>but.</i> Nda mu buzia, mpo ta mvwi, <i>I told him, but he did not understand.</i>
nanka,	<i>or, whether.</i> Sa u yanda echi nanka echo? <i>Do you want this or that?</i>
nekubabobo,	<i>nevertheless.</i> Wa fusa adi ndime, nekubabobo nda ku ambwida, <i>You have sinned against me, nevertheless I forgive you.</i>
nekudikuti,	<i>although, though.</i> Wa ka chita nekudikuti ndadi ku kasia, <i>You have done it although I was for- bidding.</i>
nkabela,	<i>and, also.</i> Wa zwa, nkabela ta chi boli, <i>He has gone, and he does not return.</i>

The conjunction *na . . . ba, either . . . or, neither . . . nor*, has a variable form for each class of noun used and the pronoun is embodied in it :—

1st per.	nimba, <i>nor I.</i>	netuba, <i>nor we.</i>
2nd per.	nuba, <i>nor thou.</i>	nemuba, <i>nor you.</i>
3rd per.	naba, <i>nor he.</i>	nebaba, <i>nor they.</i>
2.	nuba, <i>nor it.</i>	ni ba, <i>nor they.</i>
3.	nediba,	naba,
4.	nebuba,	naba,
5.	nekuba,	naba,
6.	nekaba,	netuba,
7.	nechiba,	neziba,
8.	niba,	neziba,
9.	neluba,	neziba,
9a.	neluba,	naba.

## THE INTERJECTION


INTERJECTIONS being mere exclamations do not enter into the grammatical structure of sentences. Any word almost may be used in an interjectional way, so that we cannot hope to give a complete list of words so used. The following may be noted :—

I !	<i>Yes !</i>
Pe !	<i>No !</i>
I ! Pe !	<i>No !</i>
A kabi !	<i>No ! Not so !</i>
Ma !	<i>Oh !</i>
Si kwe !	<i>Not I !</i>
Ta kwe !	<i>No !</i>
Zwa !	<i>No !</i>
Sangwe !	<i>Thanks ! Sir !</i>
Mayo !	<i>Dear me !</i>
Ai !	<i>Oh !</i>
Wenche !	<i>Please ! Oh !</i>
Ka bi !	<i>Just so !</i>
Yo bo !	<i>Good !</i>
Ani !	<i>Well !</i>
Sobo !	<i>Just so !</i>
To bwene !	<i>See !</i>
Chipo ! Mumo !	<i>Just so !</i>
Mbwina !	<i>Here ! Oh !</i>
To mywide !	<i>Just so !</i>
E na !	<i>Really !</i>
I ma !	<i>Alright !</i>
U ma !	<i>Really !</i>
Ehe !	<i>That's it !</i>
A !	<i>No !</i>
Akaka !	<i>No, no, no !</i>
Nchonzyo !	<i>Just so !</i>
Malaa ! or Maloa !	<i>Truly !</i>
Mpande !	<i>Truly !</i>
Simwaba !	<i>Truly !</i>
Kako !	<i>Truly !</i>
Ye !	<i>Yes !</i>

PRINTED BY  
WILLIAM CLOWES AND SONS, LIMITED.  
LONDON AND BECCLES.









LIBRARY

SEP 14 1993

UNIVERSITY OF TORONTO

