

**BOSTON
PUBLIC
LIBRARY**



1.14/7.
930-939.

TEN YEAR INDEX UNIFORM CRIME REPORTS

FOR THE UNITED STATES
AND ITS POSSESSIONS



ISSUED BY THE
FEDERAL BUREAU OF INVESTIGATION
UNITED STATES DEPARTMENT OF JUSTICE
WASHINGTON, D. C.

1930 - 1939

VOLUMES I-X



UNIFORM CRIME REPORTS

INDEX

January 1, 1930 - December 31, 1939

All references show Volume, Number, Page (e.g. 4:5:6 means Volume 4, Number 5, Page 6). Numbers 1A - 5A represent August - December, 1930.

Age of offenders. (See Arrests - based on fingerprint records)

Amount of crime. (See Estimated number of major crimes in the United States)

Annual crime trends. (See Trends, annual crime)

Arrests - based on fingerprint records

Age

By age groups and offense. 3:3:12-14; 3:4:14-16; 4:1:18; 4:2:12,14;
4:3:12-13; 4:4:17; 5:1:26-27; 5:2:20-21;
5:3:16-17; 5:4:23-24; 6:1:34; 6:2:28; 6:
3:23; 6:4:29; 7:1:34; 7:2:84; 7:3:117;
7:4:153; 8:1:41; 8:2:98; 8:3:174; 8:4:219;
9:2:90; 9:3:118; 9:4:161; 10:2:108; 10:3:
152; 10:4:206.

Male only. 6:4:31; 7:4:156; 8:4:223; 9:4:165; 10:4:
210.

Female only. 6:4:32; 7:4:157; 8:4:224; 9:4:166; 10:4:
211.

Comparison of native white, foreign-born white and negroes. (See Arrests - based on fingerprint records - Race)

Percentage distribution by age groups. 3:4:15-16; 4:1:18; 8:1:42;
8:2:99; 8:3:176; 8:4:220; 9:2:91; 9:3:
120; 9:4:162; 10:2:109; 10:3:154; 10:4:
207.

Persons under 21 and under 25. 3:4:16; 4:1:16,19; 4:2:11; 6:3:24;
6:4:30; 7:1:35; 7:2:85; 7:3:118; 7:4:
154; 8:1:44; 8:2:99; 8:3:176; 8:4:220,
222; 9:2:91; 9:3:120; 9:4:164; 10:2:109;
10:3:154; 10:4:209.

Persons arrested outside of state of birth. 9:1:48.

Persons paroled.

Distributed as to current offense and as to previous conviction.

5:1:33-34; 5:2:27-28; 5:3:22-23; 5:4:
30-31; 6:1:40-41.



Arrests - based on fingerprint records. (cont.)

Persons paroled (cont.)

Persons on parole distributed according to offense charged currently. 5:1:32; 5:2:26; 5:3:21; 5:4:28-29; 6:1:39.

Previous convictions

Most serious distributed as to current charge. 4:3:15-16; 4:4:19-20; 5:1:30-31; 5:2:23-24; 5:3:19-20; 5:4:26-27; 6:1:36-37; 6:2:31-32; 6:3:26-27; 6:4:36-37; 7:1:38-39; 7:2:88-89; 7:3:120-121; 7:4:160-161; 8:1:46-47; 8:2:102-103; 8:3:178-179; 8:4:228-229; 9:4:170-171; 10:4:214-215.

Male and female separately. 6:4:38-41; 7:4:162-165; 8:4:230-233; 9:4:173-175; 10:4:216-219.

Number disclosed by records. 7:1:40; 7:2:90; 7:3:122; 7:4:166; 8:1:48; 8:2:104; 8:3:180; 8:4:234; 9:2:92; 9:3:121; 9:4:176; 10:2:110; 10:3:156; 10:4:220.

Number of records reflecting previous convictions of certain major offenses. 9:2:92; 9:3:121; 10:2:110; 10:3:155; 10:4:212.

Previous fingerprint record.

Number and percentage with. 3:3:14; 3:4:17; 4:1:19; 4:2:15-16; 4:3:13-14; 4:4:18; 5:1:28; 5:2:22; 5:3:18; 5:4:25; 6:1:35; 6:2:30; 6:3:25; 6:4:34-35; 7:1:36-37; 7:2:86-87; 7:3:119; 7:4:159; 8:1:45; 8:2:100-101; 8:3:177; 8:4:225-226; 9:2:92; 9:3:121; 9:4:168; 10:2:110; 10:3:156; 10:4:213.

Male and female separately. 6:4:34; 7:4:159; 8:4:226; 9:4:168; 10:4:213.

Race

Comparison of native white, foreign-born white and negroes. 4:3:18; 4:4:21; 5:1:37; 5:2:30-31; 5:3:24-25; 5:4:33; 6:1:43; 6:2:34; 6:3:29; 6:4:42; 7:1:41; 7:2:91; 7:3:123; 7:4:168; 8:1:49; 8:2:105; 8:3:181; 8:4:236; 9:2:93; 9:3:122; 9:4:178; 10:2:111; 10:3:155; 10:4:222.

Arrests - based on fingerprint records (cont.)

Race (cont.)

Comparison of native white, foreign-born white and negroes, by age groups. 7:1:42; 7:2:92; 7:3:124; 7:4:169; 8:1:50
8:2:106; 8:3:182; 8:4:237.

Number of white and negro (only). 4:2:15; 4:3:13; 4:4:21.

Number of white, Negro, Indian, Chinese, Japanese, Mexican. 5:1:36;
5:2:29; 5:3:24; 5:4:32; 6:1:42; 6:2:33;
6:3:28; 6:4:42; 7:1:41; 7:2:91; 7:3:123;
7:4:167; 8:1:49; 8:2:105; 8:3:181; 8:4:
235; 9:2:93; 9:3:122; 9:4:177; 10:2:111;
10:3:155; 10:4:221.

Male and female separately. 6:4:43-44; 7:4:167-168; 8:4:235-236;
9:4:177-178; 10:4:221-222.

Sex of offenders. 3:4:14; 4:1:17; 4:2:13; 4:3:12; 4:4:16;
1:26; 5:2:20; 5:3:15; 5:4:21; 6:1:32;
6:2:27; 6:3:21; 6:4:27; 7:1:32; 7:2:82;
3:115; 7:4:151; 8:1:39; 8:2:96; 8:3:173;
8:4:217; 9:2:88; 9:3:116; 9:4:159; 10:
2:107; 10:3:151; 10:4:203.

Arrests. (See Persons charged and Persons released)

Automobiles

Comparison of number stolen and recovered. 6:1:14; 6:2:19; 6:3:16; 6:4:19;
7:1:14; 7:2:60; 7:3:108; 7:4:147; 8:1:17
8:2:70; 8:3:122; 8:4:206; 9:1:11; 9:2:65
9:3:113; 9:4:149; 10:1:14; 10:2:68; 10:3
129; 10:4:195.

Cities divided by size. 10:4:195.

Automotive equipment. (See Police department equipment)

Classification of offenses.

Definition of Part I offense classifications. (See any bulletin beginning
with Volume IV, Number 2)

Definition of Part II offense classifications (See Volume IX, Number 1
and Volume X, Numbers 1, 2, 3 and 4)

Cleared by arrest

Compared with offenses known

Cities grouped by geographic divisions. 8:3:151; 9:1:27; 10:1:31-32.

Cleared by arrest

Compared with offenses known (cont.)

Cities grouped by size. 3:2:10-11; 4:1:11,15; 5:1:16-17; 6:1:19; 7:1:18; 8:1:24; 9:1:13; 10:1:18.

Cities grouped by size within geographic division. 8:3:154,156,158,160,162,164,166,168,170; 9:1:30,32,34,36,38,40,42,44,46; 10:1:34,36,38,40,42,44,46,48,50.

Compared with offenses known and persons charged.

Cities divided by states (representing California, Michigan, New Jersey, New York, Ohio, and Pennsylvania). 7:2:80.

Cities grouped by size. (See Persons charged - compared with offenses known and cleared)

Data for individual cities. 1:4:19; 1:7:35.

Number cleared but reported as not cleared in prior years. 5:1:17; 6:1:20; 7:1:19; 8:1:25.

Percentage cleared compared with other years. 4:1:15; 5:1:25; 6:1:31; 7:1:31; 8:1:37; 9:1:25; 10:1:30.

Convictions, previous. (See Arrests - based on fingerprint records - Previous convictions)

Crime rates, relation to number of police employees. (See Police department employees - relation between and amount of crime)

Crimes. (See Arrests, Estimated number, Offenses, Persons charged, Persons found guilty, and Persons released)

Criminal history of persons in single fingerprint file. (See Single fingerprint file)

Employees, police department

Number of, and functional distribution of. (See Police department employees)

Number of, and relation to crime rates. (See Police department employees)

Estimated number of major crimes in the United States. 8:1:20; 8:4:211; 9:4:153; 10:4:199.

Fingerprint records

Number on file at Bureau, number of contributors, number of fugitives identified through. (See conclusions of sections of bulletins dealing with fingerprint data)



Fingerprint records. (See Arrests - based on fingerprint records)

Monthly crime trends. (See Trends, monthly crime)

Offenses known to the police

Annual variations. (See Trends, annual crime)

Cities grouped by geographic division and tabulated by months. 3:3:7-8;
3:4:8-11; 4:1:7-8.

Cities grouped by size. 3:1:7; 3:2:5;8; 3:3:4; 3:4:4; 4:1:4;
4:2:3-4; 4:3:3-4; 4:4:3-4; 5:1:3-4;
5:2:3-4; 5:3:3-4; 5:4:3-4; 6:1:4-5;
6:2:5-6; 6:3:4-5; 6:4:4-6; 7:1:3-4;
7:2:47-48; 7:3:97-98; 7:4:129-130; 8:1:
4-5; 8:2:54-55; 8:3:110-111; 8:4:186-
187; 9:1:3-4; 9:2:55-56; 9:3:99-100;
9:4:128-129; 10:1:5; 10:2:59; 10:3:119;
10:4:167.

Cities grouped by size within geographic division. 7:4:138; 8:4:195; 9:
2:60, 9:5:104; 9:4:137; 10:1:8-9; 10:2:
63; 10:3:124; 10:4:178.

Cities grouped by size within state (representing California, Michigan,
New Jersey, New York, Ohio and Pennsylvania) 5:2:9; 5:3:9; 5:4:11;
6:4:14.

Cities grouped by state. 4:2:9-10; 4:3:8-9; 4:4:9-10; 5:1:7-8;
5:2:8; 5:3:8; 5:4:10; 6:1:9; 6:2:12;
6:3:11; 6:4:13; 7:1:9; 7:2:54; 7:3:103;
7:4:137; 8:1:11; 8:2:61; 8:3:117; 8:4:
194; 9:4:136; 10:4:177.

Cleared by arrest. (See Cleared by arrest)

Comparison of larcenies over and under \$50 in value for cities over 100,000
in population. 4:2:3; 4:3:3; 4:4:3; 5:1:3; 5:2:3; 5:3:3;
5:4:3; 6:1:4; 6:2:5; 6:3:4; 6:4:4; 7:1:3;
7:2:47; 7:3:97; 7:4:129; 8:1:4; 8:2:54;
8:3:110; 8:4:186; 9:1:3; 9:2:55; 9:3:99;
9:4:128.



Offenses known to the police (cont.)

County and others. (See Offenses known to the police - Rural areas, Sheriffs)

Data for individual cities

Grouped by state.

1:1:2-8; 1:2:3-13; 1:3:4-17; 1:4:4-17;
1:5:9-28; 1:6:13-24,26-33; 1:7:13-33;
1:1A:7-19,22-29; 1:2A:19-31,34-45;
1:3A:8-22,25-37; 1:4A:7-22,25-42; 1:5A:
20-36,39-52; 2:1:5-21,23-40; 2:2:5-22,
25-37; 2:3:5-22,26-30; 2:4:5-24,27-36;
2:5:5-23,27-34; 2:6:6-24,27-34; 2:7:
6-25,28-33,36; 2:8:6-25,28-35,37; 2:9:
6-26,30-36,38-39; 2:10:6-26,30-38,40;
2:11:6-28,32-39,41-42; 2:12:18-39,43-53.

Grouped by size.

Over 100,000 in population. 1:3:18-19; 1:4:19; 1:6:8-12; 1:7:35;
1:1A:30-31; 1:2A:6-18; 1:5A:7-20; 2:12:16-
17; 5:1:10-11; 5:2:11-12; 5:3:11-12; 5:4
13-14; 6:1:11-12; 6:2:15-16; 6:3:12-13; 6:
4:15-16; 7:1:10-11; 7:2:56-57; 7:3:105-106;
7:4:140-144; 8:1:13-14; 8:2:66-67, 91-94;
8:3:119-120; 8:4:197-201; 9:1:7-9; 9:2:62-
63; 9:3:109-110; 9:4:139-144; 10:1:11-12;
10:2:65-66; 10:3:126-127; 10:4:184-189.

Over 25,000 in population. 7:4:140-144; 8:3:125-148; 8:4:197-201;
9:4:139-144; 10:4:184-189.

Divided as to time, place, nature, and value of property stolen. 6:1:13;
6:2:18; 6:3:16; 6:4:19; 7:1:14; 7:2:59;
7:3:108; 7:4:147; 8:1:17; 8:2:69; 8:3:122;
8:4:205; 9:1:10; 9:2:65; 9:3:112; 9:4:148-
149; 10:1:14; 10:2:68; 10:3:129; 10:4:194.

Cities divided by size. 10:4:194.

Estimated number of major crimes in the United States. 8:1:20; 8:4:211;
9:4:153; 10:4:199.



Offenses known to the police (cont.)

Monthly variations. (See Trends, monthly crime)

Rural areas

Comparison of urban and rural crimes. 6:2:16; 6:3:14; 6:4:17; 7:1:12; 7:2:57; 7:3:106; 7:4:145; 8:1:14; 8:2:67; 8:3:120; 8:4:202; 9:4:145; 10:4:190.

Data for individual units

Sheriffs.

1:1:9; 1:2:12; 1:3:13,17; 1:4:14; 1:5:20-21; 1:6:24-26,33; 1:7:25-26,31,33; 1:1A:20-21,29; 1:2A:32-33,43,45; 1:3A:23-24,34-35,37; 1:4A:23-24,32,34,36,38-39,42; 1:5A:37-38,48-49,52; 2:1:22-23,35-36,38,40; 2:2:22-24,32,36-37; 2:3:23-27,30; 2:4:24-27,30-31,33-36; 2:5:24-26,28,31-34; 2:6:24-26,29-33; 2:7:25-28,34-36; 2:8:25-28,36-37; 2:9:27-29,37-38; 2:10:27-29,39; 2:11:28-31,40-41; 2:12:39-42,51-53.

State Police.

1:1:9; 1:2:12-13; 1:3:13; 1:4:14; 1:5:20,26,28; 1:6:25,33; 1:7:25; 1:1A:20; 1:2A:32; 1:3A:23-24; 1:4A:23-24; 1:5A:37-38,52; 2:1:22-23; 2:2:22-24,37; 2:3:23-25,30; 2:4:24-26; 2:5:24-26; 2:6:24-25; 2:7:25-26; 2:8:26-27; 2:9:27-28; 2:10:27-29,39; 2:11:28-30; 2:12:40-42,53.

Summary tables.

4:4:15; 5:1:12; 5:2:12; 5:3:12; 5:4:14; 6:1:12; 6:2:16-17; 6:3:14; 6:4:17; 7:1:12; 7:2:57-58; 7:3:106-107; 7:4:145; 8:1:14; 8:2:67-68; 8:3:120-121; 8:4:202; 9:2:63; 9:3:110; 9:4:145; 10:1:12; 10:2:66; 10:3:127; 10:4:190.

Territories and possessions of the United States. 1:1:9; 1:2:12; 1:3:13,15; 1:4:14-16; 1:5:21,24,26,28; 1:6:26,31,33; 1:7:26-31,33; 1:1A:21,28-29; 1:2A:33,41,43,45; 1:3A:24,35,37; 1:4A:24,39-40,42; 1:5A:38,49,50,52; 2:1:23,30-31,33-35,38,40; 2:2:24,32-34,37; 2:3:25-27,30; 2:4:27,30-31,34,36; 2:5:26,28-29,31; 2:6:26,31,33; 2:7:28,34-35; 2:8:28,36; 2:9:29,37; 2:10:29,39; 2:11:31,40; 2:12:42,51-52; 5:1:12; 5:2:13; 5:3:13; 5:4:15; 6:1:13; 6:2:17; 6:3:14-15; 6:4:17-18; 7:1:12-13; 7:2:58; 7:3:107; 7:4:146; 8:1:16; 8:2:68; 8:3:121; 8:4:204; 9:1:9; 9:2:64; 9:3:111; 9:4:147; 10:1:13; 10:2:67; 10:3:128; 10:4:192.



Parole. (See Arrests - based on fingerprint records - persons paroled)

Persons charged

Cities grouped by geographic divisions. 8:3:152-154; 9:1:28-29; 10:1:32-33.

Cities grouped by size. 4:1:12,14; 5:1:21-22; 6:1:25-26; 7:1:25-26; 8:1:30-32; 9:1:18-20; 10:1:22-23.

Cities grouped by size within geographic division. 8:3:154-171; 9:1:30-47; 10:1:34-51.

Compared with offenses known and cleared.

Cities grouped by size. 3:2:10; 5:1:18; 6:1:21; 7:1:21; 8:1:26; 9:1:14; 10:1:19.

Cities grouped by states (representing California, Michigan, New Jersey, New York, Ohio and Pennsylvania) 7:2:80.

Data for individual cities. 1:4:20-22; 1:7:36-38; 6:3:17-18.

Percentage distribution by offense. 4:1:15; 5:1:22; 6:1:24; 7:1:23; 8:1:29; 9:1:18; 10:1:21.

Persons found guilty.

Compared with offenses known, offenses cleared by arrest and persons charged. 8:1:33; 9:1:21; 10:1:25.

Compared with persons charged (Part II offenses) 8:1:33; 9:1:21; 10:1:25.

Data for individual cities. 1:4:20-22; 1:7:36-38.

Persons released. 5:1:23-24; 6:1:29-30; 7:1:28-29; 8:1:35-36; 9:1:23-25; 10:1:28-29.

Data for individual cities. 1:4:20-22; 1:7:37-38.

Police department employees

Functional distribution of

Data for individual cities and summary tables. 10:2:76-91; 10:4:179-180.

Hours of shifts for individual cities. 10:3:136-149.



Police department employees (cont.)

Number for individual cities. 1:7:39-46; 1:1A:31-41; 2:10:40-43; 2:12:8-17; 5:1:12-13; 5:2:13-18; 6:1:15; 6:2:21-26; 7:2:62-75; 8:2:76-90; 9:2:68-86; 10:2:81-105.

Number of officers killed by criminals. 9:3:113; 10:2:69.

Number per 1,000 inhabitants for geographic divisions within population groups. 10:2:74.

Number per 1,000 inhabitants for population groups. 2:12:16; 4:1:9; 5:3:14; 6:2:20; 7:2:62; 8:2:74; 9:2:71; 10:2:73.

Number per 1,000 inhabitants for states. 6:3:19.

Relation between, and amount of crime. 6:4:20; 7:2:76; 8:2:72; 9:2:66; 10:2:70.

Police department equipment

Automotive. 10:2:76-91; 10:3:130-149; 10:4:179,181-182.

Possessions and territories of the United States, offenses in. (See Offenses known to the police)

Property, value stolen and recovered. (See Value of property stolen and recovered)

Prosecution, persons held for. (See Persons charged and Persons found guilty)

Race of offenders. (See Arrests - based on fingerprint records)

Recidivism. (See Arrests - based on fingerprint records - previous convictions and previous fingerprint record)

Reporting area - extent of. 1:1:1; 1:2:1; 1:3:1-2; 1:4:1-2; 1:5:1-3; 1:6:1-4; 1:7:7-8,10; 1:1A:2-4; 1:2A:1-3; 1:3A:1-4; 1:4A:1-4; 1:5A:1-4; 2:1:1-3; 2:2:1-3; 2:3:1-3; 2:4:2-3; 2:5:1-3; 2:6:2-4; 2:7:2-4; 2:8:2-4; 2:9:2-4; 2:10:2-4; 2:11:2-4; 2:12:2-6; 3:1:2-4; 3:2:2-3; 3:3:2-3; 3:4:1-3; 4:1:2-3,7; 4:2:2,8; 4:3:2,8; 4:4:2-3,8,9; 5:1:2-3,7; 5:2:2-3,7; 5:3:2-3,7; 5:4:2,9; 6:1:2-3,8; 6:2:2-3,11; 6:3:2-3,10; 6:4:2-3,12; 7:1:2-3,8; 7:2:44-45,53; 7:3:94-95,102; 7:4:126-127,136; 8:1:2-3,10; 8:2:52-53,60; 8:3:108-109,116; 8:4:184-185,193; 9:1:2; 9:2:53-54,58; 9:3:97-98,103; 9:4:125-126,135; 10:1:2-3,8; 10:2:57,62; 10:3:118,122; 10:4:162-165,176.



Rural crime data. (See Offenses known to the police)

Sex of offenders. (See Arrests - based on fingerprint records)

Sheriffs' reports. (See Offenses known to the police - rural areas)

Shifts - hours of. (See Police department employees)

Single fingerprint file

Criminal history of persons therein. 8:4:214-215; 9:4:156-157.

State crime rates. (See Offenses known - cities grouped by state)

State police reports. (See Offenses known to the police - rural areas)

Territories and possessions of the United States, offenses in. (See Offenses known to the police)

Transient criminals. 9:1:48.

Trends, annual crime

Cities divided by geographic divisions. 7:3:110-113; 10:4:172-173.

Cities divided according to size. 7:2:76-78; 10:4:171.

Estimated total number of major crimes. (See Estimated number of major crimes in the United States)

For individual states. 8:2:62-65; 9:3:105-107.

Offenses known. 3:1:8-9; 3:2:6; 3:3:5-6; 3:4:6,11-13;
4:1:5-6; 4:2:5-6; 4:3:6; 4:4:7,10-13;
5:1:5-6; 5:2:6; 5:3:6; 5:4:7,15-19;
6:1:6-7; 6:2:7-9; 6:3:6-9; 6:4:9-11,
21-25; 7:1:5-7; 7:2:49-52,76-78; 7:3:
99-101,110-113; 7:4:131-135; 8:1:6-7;
8:2:56-57,62-65,91-94; 8:3:113; 8:4:
190-191; 9:1:5; 9:2:58; 9:3:101; 9:4:
132; 10:1:6; 10:2:60; 10:3:64; 10:4:
170-173.

Percentage of offenses cleared by arrest. 4:1:15; 5:1:25; 6:1:31; 7:1:
31; 8:1:37; 9:1:25; 10:1:30.



Trends, annual crime (cont.)

Persons charged compared with offenses known. 9:3:114.

Trends, monthly crime.

1:2:2; 1:3:2,3,18-19; 1:4:2-3; 1:5:4-7;
1:6:4-12; 1:7:9-12; 1:1A:4-6; 1:2A:3-18;
1:3A:4-7; 1:4A:4-6; 1:5A:4-20; 2:1:4; 2:2:
3-4; 2:3:3-4; 2:4:4; 2:5:4-5; 2:6:4-5; 2:
7:4-5; 2:8:4-5; 2:9:4-5; 2:10:4-6; 2:11:
4-6; 2:12:6-8; 3:1:4-6; 3:2:5-6; 3:3:4-11;
3:4:4-13; 4:1:4-5,9-10; 4:2:4-5; 4:3:4-5;
4:4:4-6,10-14; 5:1:5; 5:2:5; 5:3:5; 5:4:
5-6,15-19; 6:1:6; 6:2:7; 6:3:6; 6:4:7-8,
21-25; 7:1:5; 7:2:4,9; 7:3:9,9; 7:4:13,1; 8:
1:6; 8:2:5,6; 8:3:11,2; 8:4:18,8-18,9; 9:4:
13,0; 10:4:16,8.

Value of property stolen

By type of crime.

7:4:14,9; 8:4:20,8; 9:4:15,1; 10:4:19,7.

Cities divided by size.

10:4:19,7.


Value of property stolen and recovered

By type of property.


6:1:14; 6:2:19; 6:3:17; 6:4:20; 7:1:15;
7:2:6,0; 7:3:10,9-11,0; 7:4:14,7; 8:1:18; 8:2:
7,0; 8:3:12,3; 8:4:20,6-20,7; 9:1:11; 9:2:6,6;
9:3:11,3; 9:4:14,9; 10:1:14; 10:2:6,9; 10:3:
13,0; 10:4:19,5.

Cities divided by size.


10:4:19,5.














BOSTON PUBLIC LIBRARY



3 9999 06351 990 2

