BOSTON PUBLIC LIBRARY
3 9999 06398 427 0

UNITED STATES CENSUS OF BUSINESS 1948

VOLUME II

RETAIL TRADE—GENERAL STATISTICS

PART 2 AND

MERCHANDISE LINE SALES STATISTICS

LITTAUER LIBRARY
HARVARD UNIVERSITY





The List of Corrections for this Volume
will be found on page 51

981779—52

U. S. DEPARTMENT OF COMMERCE

CHARLES SAWYER, Secretary

BUREAU OF THE CENSUS

ROY V. PEEL, Director (Appointed March 9, 1950)
J. C. CAPT, Director (Retired August 17, 1949)

UNITED STATES CENSUS OF

BUSINESS

1948

Volume II

RETAIL TRADE—GENERAL STATISTICS, PART 2

AND

MERCHANDISE LINE SALES STATISTICS

Inventories, Credit, Operating Types, Employment and Pay Roll, and Other Subjects

Prepared by the Business Division
under the supervision of
William C. Truppner (to January 2, 1951)
Harvey Kailin (beginning January 2, 1951)

UNITED STATES
GOVERNMENT PRINTING OFFICE
WASHINGTON : 1952

For sale by the Superintendent of Documents, U. S. Government Printing Office, Washington 25, D. C. ..... Price $4.50 (Buckram)

DEC 15 1952

BUREAU OF THE CENSUS

ROY V. PEEL, *Director* (Appointed March 9, 1950)

J. C. CAPT, *Director* (Retired August 17, 1949)

A. ROSS ECKLER, *Deputy Director*
HOWARD C. GRIEVES, *Assistant Director*
CONRAD TAEUBER, *Assistant Director*
MORRIS H. HANSEN, *Assistant Director for Statistical Standards*
ROBERT Y. PHILLIPS, *Executive Assistant to the Director*
CALVERT L. DEDRICK, *Coordinator, International Statistics*
FRANK R. WILSON, *Information Assistant to the Director*

Business Division—W. C. TRUPINER, *Chief* (to January 2, 1951)
HARVEY KAILIN, *Acting Chief* (beginning January 2, 1951)
M. D. BINGHAM, *Assistant Chief for Processing and Management*

Retail Trade Section—E. J. ENGQUIST, Jr., *Chief*
Wholesale Trade Section—JOHN ALBRIGHT, *Chief*
Service Trade Section—R. C. JANOSCHKA, *Chief*
Statistical Methods Section—MAX A. BERSHAD, *Chief*

Administrative Services Division—WALTER L. KLIPPEL, *Chief*
Agriculture Division—RAY HURLEY, *Chief*
Budget Officer—CHARLES H. ALEXANDER
Field Division—LOWELL T. GALT, *Chief*
Foreign Trade Division—J. EDWARD ELY, *Chief*
Geography Division—CLARENCE E. BATSCHELET, *Chief*
Governments Division—ALLEN D. MANVEL, *Chief*
Industry Division—MAXWELL R. CONKLIN, *Chief*
Machine Tabulation Division—C. F. VAN AKEN, *Chief*
Personnel Division—HELEN D. ATMON, *Chief*
Population Division—HOWARD G. BRUNSMAN, *Chief*

SUGGESTED IDENTIFICATION

U. S. Bureau of the Census. *U. S. Census of Business*: 1948. Vol. II. *Retail Trade—General Statistics*, *Part 2*, U. S. Government Printing Office, Washington, D. C., 1952

This volume replaces the 1948 Census of Business Subject Bulletins 2-R-10 through 2-R-24

PREFACE

This is one of a series of seven volumes presenting final results of the 1948 Census of Business for Retail, Wholesale, and Service Trades. Statistics for Retail Trade are contained in three volumes—Volume I, General Statistics, Part 1; Volume II, General Statistics, Part 2, and Merchandise Line Sales Statistics; and Volume III, Area Statistics. The Census, which was conducted by personal canvass of business establishments, was taken in accordance with the provisions of the act of June 19, 1948 (62 Stat. 478; 13 U. S. C. 121–123). This act provides for a Census of Business to cover the year 1948 and every fifth year thereafter. Previous business censuses covered the years 1929, 1933, 1935, and 1939.

Important to the conduct of the 1948 Census of Business were the assistance of many private and public organizations in the planning phase of the census and the excellent cooperation of some 3,000,000 business establishments in supplying the information required, as well as the work of the several thousand Census employees who participated in the field enumeration, editing, tabulation, and other census operations.

The advice of trade associations, individual businessmen, research and marketing organizations, and Government agencies was invaluable in determining the feasibility of collecting various types of data and the methods for minimizing the burden of reporting, as well as in determining the types of information which would be of greatest value. Because of budgetary and other limitations, it was not possible to collect all of the data recommended by these groups. Timely publicity given to the Business Census by business organizations, trade papers, local newspapers, and radio stations aided greatly in informing businessmen of the nature and objectives of the census and facilitated the collection of census reports.

The primary responsibility for the 1948 Census of Business was centered in the Business Division of the Census Bureau. Other divisions of the Bureau, particularly the Field Division and the Machine Tabulation Division, also had important functions in the census.

The Business Census was taken under the supervision of William C. Truppner, Chief of the Business Division. Harvey Kailin, Assistant Division Chief, Program Branch, was appointed Acting Chief, January 2, 1951, to succeed Mr. Truppner who was detailed to the National Production Authority. Major contributions to the planning of the 1948 Census of Business were made by William A. Ruff, Assistant Chief, who retired January 1, 1948, and Earl D. Krickbaum, Chief of the Procedures and Processing Section until November 1, 1948.

The following personnel in the Business Division had important responsibilities in the census:

Max A. Bershad was Chief of the Statistical Methods Section. Henry Wulff, in charge of Quality Control, worked on field enumerating techniques and office editing and tabulating procedures. Aaron Sabghir, in charge of Sampling Techniques, worked on the post enumeration survey and measures of census coverage and accuracy.

Ernest J. Engquist, Jr., was Chief of the Retail Trade Section and James O. Reid was Assistant Chief. Maurice Haven, James W. Turbitt, John W. Field, Victor O. McNabb, and Jane E. McCullough, participated in the planning and developing of report forms, publication plans, and manuals; the writing of texts; and the handling of technical problems arising during the processing of reports and tabulations.

Louis Greenberg was responsible for review of all text material and table forms, and assisted on publication problems.

M. D. Bingham, Chief of the Procedures and Processing Section, was subsequently appointed Assistant Division Chief, Processing and Management Branch. L. Parker Temple was Assistant Chief of the Procedures and Processing Section; Richard S. McCurdy, succeeded by R. M. Micoly in July 1949, and assisted by Jervis Braunstein, was in charge of the Directory Subsection, responsible for receiving report forms and the handling of special problems connected with multiunit firms. Percival Ableman, succeeded by R. M. Micoly in March 1950, was Chief of the Retail Trade Processing Subsection and was in charge of editing, coding, and tabulating Retail Trade reports. J. Stanley Werking participated in the design of forms and all problems of printing and preparation of material for publication.

In the Field Division, Jack B. Robertson, assisted by Arthur Cook, directed the field work for the Census of Business. Lancelot W. Armstrong, Machine Tabulation Division, assisted by Martha Ayres, was responsible for machine tabulation techniques and procedures; and Franklin L. Thatcher and Robert H. Brooks, Administrative Services Division, were responsible for the printing and publishing of the Census of Business.

OTHER 1948 CENSUS OF BUSINESS VOLUMES*

Volume I: RETAIL TRADE—GENERAL STATISTICS, PART 1

Chapter
1. United States Summary.
2. Sales Size.
3. Single Units and Multiunits.
4. Employee Size.
5. City Size.
6. Legal Form of Organization.
7. Warehouses, Other Auxiliary Units.
8. Miscellaneous.
9. Territories (Alaska and Hawaii).

Volume III: RETAIL TRADE—AREA STATISTICS

United States Summary

Area Statistics.—Consists of 50 chapters: One for each State, one for the District of Columbia, and one for Territories (Alaska and Hawaii).

Volume IV: WHOLESALE TRADE—GENERAL STATISTICS AND COMMODITY LINE SALES STATISTICS

Chapter
1. United States Summary.
2. Sales Size and Operating Expenses.
3. Credit.
4. Sales by Class of Customer.
5. Legal Form of Organization.
6. Employee Size.
7. Trucks.
8. Miscellaneous.
9. Territories (Alaska and Hawaii).
10. Commodity Line Sales—United States.
11. Commodity Line Sales—Merchant Wholesalers.
12. Commodity Line Sales—Manufacturers' Sales Branches.
13. Commodity Line Sales—Assemblers.
14. Petroleum Bulk Stations and Terminals.

Volume V: WHOLESALE TRADE—AREA STATISTICS

United States Summary

Area Statistics.—Consists of 50 chapters: One for each State, one for the District of Columbia, and one for Territories (Alaska and Hawaii).

Volume VI: SERVICE TRADE—GENERAL STATISTICS

Chapter
1. United States Summary.
2. Receipts Size.
3. Employee Size.
4. City Size.
5. Legal Form of Organization.
6. Trucks.
7. City Statistics.
8. Laundries, Cleaning and Dyeing Plants, and Related Services.
9. Amusements.
10. Hotels.
11. Tourist Courts.
12. Automobile Repair Services and Garages.
13. Miscellaneous.
14. Territories (Alaska and Hawaii).

Volume VII: SERVICE TRADE—AREA STATISTICS

United States Summary

Area Statistics.—Consists of 50 chapters: One for each State, one for the District of Columbia, and one for Territories (Alaska and Hawaii).

*See appendix F for a list of tables included in each chapter.

GENERAL CONTENTS

[Arabic page numbers in this report are keyed to chapter numbers by a decimal system. Thus, page 1.17 is page 17 in chapter 1 (United States Summary); page 6.57 is page 57 in chapter 6 (Legal Form of Organization). The first page of each chapter contains a detailed table of contents for that chapter]

	Page
Introduction	1
The Post Enumeration Survey	5
Summary of Findings	7
The Use of Sampling in the Enumeration of Retail Stores	10
List of Corrections	51
Volume I:	
Chapter 1. United States Summary	1. 01
Chapter 2. Sales Size	2. 01
Chapter 3. Single Units and Multiunits	3. 01
Chapter 4. Employee Size	4. 01
Chapter 5. City Size	5. 01
Chapter 6. Legal Form of Organization	6. 01
Chapter 7. Warehouses, Other Auxiliary Units	7. 01
Chapter 8. Miscellaneous	8. 01
Chapter 9. Territories (Alaska and Hawaii)	9. 01
Volume II:	
Chapter 10. Merchandise Inventories	10. 01
Chapter 11. Credit	11. 01
Chapter 12. Selected Types of Operation	12. 01
Chapter 13. Employment and Pay Roll	13. 01
Chapter 14. Trucks	14. 01
Chapter 15. Miscellaneous	15. 01
Chapter 16. Merchandise Line Sales—Food Group	16. 01
Chapter 17. Merchandise Line Sales—Eating and Drinking Places	17. 01
Chapter 18. Merchandise Line Sales—General Merchandise Group, General Stores	18. 01
Chapter 19. Merchandise Line Sales—Apparel Group	19. 01
Chapter 20. Merchandise Line Sales—Furniture, Furnishings, Appliance Group	20. 01
Chapter 21. Merchandise Line Sales—Automotive Group and Gasoline Service Stations	21. 01
Chapter 22. Merchandise Line Sales—Lumber, Building, Hardware Group	22. 01
Chapter 23. Merchandise Line Sales—Drug and Proprietary Stores	23. 01
Chapter 24. Merchandise Line Sales—Miscellaneous Kinds of Business	24. 01
Appendixes	25. 01
Appendix A. The Census Act of June 19, 1948	25. 02
Appendix B. Kind-of-Business Classification	25. 03
Appendix C. Comparison of Kind-of-Business Classifications: 1948, 1939, and 1929	25. 08
Appendix D. Explanation of Terms	25. 12
Appendix E. Report Forms	25. 16
Appendix F. Contents of 1948 Census of Business Volumes	25. 32
Appendix G. Pattern of Merchandise Lines and Index of Kinds of Business Using Related Lines	25. 39
List of Maps:	
United States, by Geographic Division	8
Standard Metropolitan Areas	38
Standard Metropolitan Areas in the Northeastern Part of the United States	39
Standard Metropolitan Areas (as defined by the Bureau of the Budget, June 5, 1950)	37
List of Charts:	
How the Retail Dollar Was Spent in 1948	10
Retail Sales by Kind-of-Business Group: 1948, 1939, and 1929	11
Metropolitan Areas and Their Central Cities—United States: 1948	13
Retail Sales, by Kind of Business, by City-Size Group: 1948	15
Sales of Single and Multiunit Stores as a Percent of Total Sales—Selected Kinds of Business: 1948	19
Personnel of Retail Stores and Average Sales per Person—Selected Kinds of Business: 1948	24
Charge Account Sales and Balances Due on Charge Accounts—United States: 1948	29
Credit Experience of Retail Stores, Selected Kinds of Business—United States: 1948	30

INTRODUCTION

Scope of the census and area covered.—The 1948 Census of Business covers Retail, Wholesale, and Service Trades. Retail and Wholesale Trades in the Business Census correspond with minor exceptions to these trade divisions as described in the Standard Industrial Classification Manual, issued May 1949, under the sponsorship of the Bureau of the Budget, Executive Office of the President. For a discussion of the census scope of Service Trade, see Introduction to Volume VI: Service Trade—General Statistics. All previous Business Censuses covered Retail and Wholesale Trades; Service Trades were first enumerated in the 1933 Census.

The 1948 Census of Business includes business establishments located in continental United States and the Territories of Alaska and Hawaii. Data for Puerto Rico, obtained in a Census of Business for 1949, are published separately. The 1939 Business Census covered the same areas as the 1948 Census, and, in addition, Puerto Rico. All earlier Business Censuses were conducted only in continental United States.

Period covered by the census.—The 1948 Census of Business is basically a report of business activity in the calendar year 1948. However, the relatively small proportion of establishments that maintained their records on a fiscal-year basis and were unable to report on a calendar-year basis, were permitted to use a fiscal year ending between September 30, 1948, and March 31, 1949. In a very few cases, reports were accepted for fiscal years not falling within this range. Regardless of the fiscal year used, all establishments were required to report employment and pay roll (except annual pay roll) for the pay periods specified on the report forms.

Method of canvass.—The 1948 Census of Business was conducted primarily by means of field enumeration. For purposes of enumeration, 308 Census field offices were established with responsibility for canvassing the some 37,000 enumeration districts into which the Nation was divided. Full-scale field operations for the 1948 Census of Business were begun near the end of May 1949, shortly following the principal appropriation of funds for the census. The field work was divided into two broad phases, each of which is described below. The listing of business establishments, phase 1, was completed late in September, about four months after starting full-scale operations. The collection of report forms, phase 2, was substantially completed by the end of November 1949.

Enumerators were required to list all recognizable businesses (except medical, dental, and law offices, government offices, and also farms), and in the course of listing, to go into each business establishment to record the name of the business and of the owner, general kind of business conducted, whether the establishment was part of a multiunit organization, whether (if a retail establishment) its 1948 sales volume was $100,000 or more, and other items required for subsequent operations. Each establishment was listed by the enumerator as encountered while systematically canvassing each city block and each road or highway in rural areas in a preassigned pattern. A separate Listing Book (sec. IV of which is reproduced in appendix E) was used for each enumeration district.

During the listing operation, phase 1, appropriate report forms were left with business establishments for subsequent return to Census District Offices by mail. Retail establishments which were parts of multiunit organizations or which had sales in 1948 of $100,000 or more were required to complete the Retail "long form," BC–21, as were one in ten of the single-unit businesses with 1948 sales of less than $100,000. Remaining small retailers were required to complete the "short form," BC–20. In a small proportion of cases (usually small retail or service businesses) the completed Census form was obtained by the enumerator in the course of the listing operation. In the case of business establishments which were units of multiunit organizations no report form was left for completion, unless requested by the establishment. In general, the reports for establishments operated by multiunit organizations were prepared at the central offices of the organizations. The reports so obtained were checked against a card file prepared from enumerator listings, thus insuring completeness of multiunit organization reporting.

A large percentage of the business establishments with which reporting forms were left during the listing operation completed the forms and mailed them to the Census District Office without further contact from the Bureau. Where necessary, reminder letters were mailed to establishments which had not submitted their reports. Those establishments which did not file their report in response to the reminder letters were again visited by an enumerator who was instructed to secure the report.

To insure that the reports received were not only usable but met Census quality requirements, a field office coding and editing operation was conducted. This operation, along with the follow-up activities to obtain reports not promptly submitted, became phase 2 of the field operation. All reports which did not contain required information together with those which did not meet other quality standards were held in the field offices until a further check could be made with respondents and the reports corrected as necessary.

Because the completeness of coverage of the census depended so largely on the quality of the work done by individual enumerators during phase 1 of the enumeration, considerable effort was expended in verifying and correcting this work.

First, the work of each enumerator was checked in the field by a crew leader or supervisor by recanvassing a sample of the work. Wherever the listing was found to

981778—52——1

be unsatisfactory, the enumerator was given further instructions before being allowed to proceed.

Second, a complete card file of firms reporting to the Social Security Administration's Bureau of Old Age and Survivors Insurance was obtained. These cards were arranged by enumeration districts and within enumeration districts by street and road to facilitate checking the cards to the listing books. The cards were individually checked to the listing books and a record made of whether or not the firm was listed. A check was then made to determine whether firms not listed were still at the location indicated. If found to be at such location, they were added to the listing. Further, if more than a fixed percentage of listings so added were of readily recognizable places of business, the entire district was recanvassed. This latter provision was necessary because the file included only establishments having one or more paid employees while the census included establishments having no employees. By recanvassing completely those districts having a significant number of establishments included in the Bureau of Old Age and Survivors Insurance files missed by the enumerator, it was possible to minimize misses among establishments with no employees.

Third, when the field operations were substantially complete, but prior to closing the field offices, a careful check by counties was made to verify establishment totals which differed significantly from trends in neighboring counties or those with similar economic characteristics. This check did not disclose any systematic faults in the canvass.

One other step taken to insure completeness of coverage is worthy of mention. As indicated above, the census listing operation began in late May 1949, by which time a number of businesses active at the end of 1948 had discontinued operations. Because it was not always feasible to locate the 1948 owners of such businesses or to get a report of their 1948 activities, it was sometimes necessary to estimate their sales volume based on information supplied by the 1949 occupants or other sources. This procedure was used only to account for businesses properly within the scope of the 1948 Census.

The "Post Enumeration Survey" (PES), which was made after the completion of the enumeration, is discussed below. It provides measures of the undercoverage of business in the census which occurred despite the procedures noted above.

Definition of Retail Trade.—Retail Trade, as defined in the 1948 Census of Business, includes establishments primarily engaged in selling merchandise for personal, household, or farm consumption. Other important characteristics of a Retail Trade establishment are: It is a recognizable place of business and is engaged in activities to attract the general public to buy; it buys or receives merchandise as well as sells; it renders services or processes only incidental to selling; it is considered retail by the trade. Not all characteristics need be present and some are modified by trade practice. Excluded from Retail Trade are peddlers and itinerant vendors without an established place of business. Also excluded are places of business operated by institutions and open only to their own members or personnel, such as restaurants and bars operated by country clubs, school cafeterias, cafeterias operated by industrial plants for their employees and establishments operated by agencies of the Federal Government on military posts, at hospitals, etc. State and municipally operated liquor stores are included in the scope of Retail Trade.

Establishment basis of the census.—Census of Business figures represent a summary of reports for individual "establishments" rather than for the combined activities of "companies." A separate report was obtained for each location at which business was conducted, including each location of multiunit organizations. For such organizations a separate report also was obtained for each central warehouse, administrative and district office, and each other location (other than a manufacturing plant) which serviced, or was auxiliary to, establishments of the organization reported to the Business Census. Each report was tabulated in accordance with the physical location of the establishment.

Kind-of-business classification.—In addition to being classified on the basis of location, the report for each retail store was assigned a kind-of-business classification on the basis of the primary activity of the store during the census year. The kind-of-business classification of each warehouse, administrative office, and auxiliary unit is based on the classification of the stores in the parent organization which it services or to which it is an auxiliary. A limited number of changes in definitions for individual kinds of business have been made between 1939 and 1948. These changes are described in the section on kind-of-business classifications shown in appendix B. Appendix C summarizes the comparisons between the 1948 classifications and the corresponding 1939 and 1929 classifications.

Comparison of Census and Standard Industrial Classification (SIC) kind-of-business classification.—The scope of Retail Trade as defined in the Standard Industrial Classification, agrees, in general, with the scope of Retail Trade in the 1948 Census of Business. The three exceptions are in the handling of mail-order houses, bakeries, and antique stores. These cases are as follows:

Although the scope of SIC group 53, "General Merchandise," is identical with the scope of the Census groups, "General Merchandise Group" and "General Stores," the SIC provides for a separate kind-of-business classification "Mail-order houses, general merchandise." In the census these establishments were included in "Department stores" or "Dry goods, general merchandise stores," depending upon the lines of merchandise sold and the size of the establishment.

The Census classification "Bakeries, with baking on the premises," differs from the SIC classification "Retail bakeries-manufacturing" in that the Business Census does not include units of multiunit bakeries which

bake on the premises. Such units were included in the 1947 Census of Manufactures.

In SIC, the classification "Antique stores" is included as one of the kinds of business in Major Group 59, "Miscellaneous Retail Stores." For census purposes, this kind of business is included in Major Group 57, "Furniture, Home Furnishings, and Equipment."

Report forms.—Two report forms were used for enumerating retail stores. These were Forms BC–21 (the long form) and BC–20 (the short form). All retail stores were enumerated without regard to kind-of-business classification as members of one of two groups. In general, the first group consisted of those stores which had $100,000 or more as their total sales and receipts in 1948, or were members of a multiunit organization, or contained a leased department. Members of this group were requested to report on Form BC–21 which included inquiries on merchandise inventories, credit, merchandise line sales, trucks, weekly employment and pay roll, and sales for resale, in addition to the basic data reported by all stores such as total sales, annual pay roll, and number of employees.

The second group consisted of all other retail stores, namely, small single-unit stores. A random sample of this group was selected systematically by each field enumerator for the purpose of including 1 in 10 of this group. Those in the sample were required to report on Form BC–21, while the remainder of the group reported basic data only on Form BC–20.

A third form, BC–10, was required for each administrative office, warehouse, and other auxiliary unit of organizations primarily performing functions for the retail stores, within their own organization. Appendix E contains reproductions of the Retail report forms.

Statistics for Retail Trade.—The statistics in the 1948 Census of Business volumes relating to Retail Trade, for the most part, were published separately in a series of Retail Trade Subject Bulletins and Area Bulletins. Exceptions are chapter 8 of volume I and chapter 15 of volume II.

Volume I consists of data compiled from those inquiries which are common to Forms BC–20 and BC–21, and also from Form BC–10. Each of chapters 2 through 7 presents information on a different subject such as sales size, single and multiunits, etc. Chapter 9 presents pertinent subject data for the Territories of Alaska and Hawaii.

In general, each of the chapters in volume II present data compiled from inquiries on Form BC–21 only, such as merchandise inventories, credit, merchandise line sales, etc. Each chapter includes tables for the United States and geographic divisions presenting information, on the particular subject covered by the chapter, as reported by large stores and multiunits, plus similar information for the small stores estimated on the basis of the figures submitted by the sample of one in ten of these stores. In addition, most chapters contain tables for geographic divisions, States, and standard metropolitan areas, in which the figures presented consist of reported data only.

Figures in the United States and geographic division tables which are obtained by adding the large store and multiunit data to the small store estimates generally are not in exact agreement with data based on a complete enumeration. Thus, total sales for a kind of business, as shown in a chapter of volume II, may differ from that shown for the same kind of business in volume I, where this figure is the total reported by each establishment whether or not in the sample. A more complete description of the sample and the methods used for estimating, together with approximate measures of the differences which arise from sampling in the estimates of the various subject data, are presented below in the section "The Use of Sampling in the Enumeration of Retail Stores."

The statistics contained in volume III were published in a series of Retail Trade Area Bulletins consisting of a separate Bulletin for each State and the District of Columbia, combined Retail-Wholesale-Service Bulletins for the Territories of Alaska and Hawaii, and a United States Summary Bulletin.

Standard metropolitan areas.—In addition to States, counties, and cities, Census of Business statistics are presented for standard metropolitan areas. These are areas which have been defined and established cooperatively by a number of interested Federal agencies under the direction of the Bureau of the Budget for purposes of compilation and presentation of a wide variety of statistical data on a uniform area basis.

The general concept adopted in defining a standard metropolitan area was one of an integrated economic unit with a large volume of daily travel and communication between a central city and the outlying parts of the area. This resulted in an area considerably more restricted, especially for the larger cities, than the "market" or "trading" area. Each area (except in New England) consists of one or more entire counties. In New England, metropolitan areas have been defined on a town rather than on a county basis. A complete statement of the principles adopted as a guide in applying this general concept to the definition of individual areas will be found in a document issued by the Bureau of the Budget, Executive Office of the President, dated July 28, 1950, entitled "Standard Metropolitan Area Definitions."

The 147 standard metropolitan areas for which 1948 Census of Business data are included in the Area Statistics Volumes are those defined by the Bureau of the Budget as of June 5, 1950, on the basis of 1950 population statistics available at that time. Subsequent to the preparation of Census of Business tabulations, the list of metropolitan areas was increased to 168 in continental United States. The list of 147 standard metropolitan areas included in the Census of Business and the description of the territory which they cover will be found on page 37. These areas are also shown on the map on page 38.

THE POST ENUMERATION SURVEY

To permit an appraisal of the accuracy of its published statistics, the Bureau of the Census conducted an intensive investigation, on a sample basis, of the 1948 Census of Business enumeration. This investigation, known as the Post Enumeration Survey (PES), was designed primarily to measure the completeness of coverage of wholesale, retail, and service establishments in the 1948 Census.

Strict precautions were taken to make the PES an independent and objective check of the census enumeration. The location of the sample areas, which the PES was to cover, was not revealed to the Bureau's field organization until after the census enumeration had been certified as completed and records concerning the enumeration returned to Washington.

Census concepts and procedures.—The 1948 Census of Business was defined as a census of "recognizable" establishments which would provide a measure of the volume of sales of such establishments in 1948 and of the number of their employees. "Recognizable" establishments, for census purposes, were defined as all establishments with one or more employees, whether or not "recognizable" as business places, as well as no-employee establishments which, because of appearance, sign or marking, were recognizable to enumerators as business places.

The 1948 Census, by definition, excluded from the count of establishments those which were in business during 1948 but which went out of business before December 31, 1948. The 1948 sales of such establishments, referred to subsequently as "part-year" establishments, also were omitted from the census except in a relatively few cases where a successor establishment included in its Census report its own 1948 sales volume and that of its predecessor, i. e., the "part-year" establishment, and also in those cases where multiunit organizations supplied data on business units which had been discontinued during 1948.

The census enumeration was initiated by a listing operation in which Census enumerators in each of their enumeration districts were required to enter in a Listing Book the name, owner, address, major category of business, etc., for each recognizable place of business. Because of a delay in the appropriation for the census, the full-scale listing operation did not begin until almost June 1949 and was not substantially completed until late September 1949. As will be indicated later, a portion of the census "undercoverage" is attributable to the unavoidable delay in the start of the listing operation.

Analysis of PES data for coverage.—The program of analysis of PES data with respect to coverage has been designed to answer the following questions:

1. What is the extent of census "undercoverage" resulting from the failure of Census enumerators to list business establishments?
2. What is the extent of net census "undercoverage" resulting from the omission of establishments which were in business as of the end of 1948 but went out of business before the enumerator-listing operation was conducted and from the erroneous inclusion in the census of establishments which entered into business in 1949?

A separate PES report, planned for later issuance, will provide additional measures including (1) a measure of the 1948 sales volume not in the census because of the definition excluding "part-year" businesses, (2) a measure of differences in the 1948 sales and employment reported in the census and, subsequently, in the PES, and (3) a measure of differences between the census and PES in establishment classification (that is, whether an establishment was classified as "retail" or as "other than retail").

Design and procedures of the PES.—The PES had the following features which were introduced with the aim of assuring accurate measurement of coverage error:

1. The area sample for the PES consisted of about 2,500 small areas (segments) ranging in size from part of a building and part of a city block to an entire town or village. These segments were located in about 530 counties throughout the United States. This sample, drawn on a probability basis, was designed to include about 1 in 200 of the retail establishments in the United States. Within the sample segments, enumerators were instructed to make a thorough field search for establishments missed in the census. As an aid to this search, special mapping materials, including Sanborn maps which show and describe individual structures, were provided.

2. The reenumeration procedure was entrusted to a relatively small group of highly selected and specially trained interviewers. Prior to the canvass of each segment, the interviewer was provided with the general Census listings for the enumeration district in which the segment was located. He was also provided with Social Security Administration (BOASI) establishment cards for the district. In canvassing the segment the interviewer had to account for all in-segment addresses whether or not they were included on the Census listings or in the BOASI cards. Also, the interviewer had to write, in effect, a business history of the segment for the period January 1, 1948, to the date of his recanvass. He was required to obtain a listing of all the occupants of each business address in the segment for that period. The interviewer was instructed to obtain for each occupant sufficient information on the nature of the business activity to permit a classification into four major types: (i) wholesale, (ii) retail, (iii) service, (iv) other, i. e., not in the scope of the Census of Business. Finally, for each occupant in the first three classes, the interviewer was required to obtain from the best possible respondent information on 1948 sales and employment.

3. The materials obtained during the PES field work were thoroughly reviewed and a careful reexamination made of the Census listings to make sure that every establishment treated as missed in the census or erroneously included properly belonged in these categories.

PES findings on coverage of retail establishments.—The estimated undercoverage in the census enumeration of retail establishments, because of (1) the failure of enumerators to list retail establishments—"enumerator misses" and (2) omission of establishments in business on December 31, 1948, which went out of business in 1949 before the Census listing was begun—"late start of listing," was determined through the PES analysis to be 1.3 percent of the 1948 sales volume and 0.9 percent of the November 15, 1948, employment.

The PES data further indicate that this undercoverage was produced primarily by the failure to canvass or list small establishments. The omitted retail establishments had, on the average, 1.0 paid employees on November 15, 1948, as against 3.9 paid employees for the enumerated retail establishments. Saleswise, the situation is similar. The omitted retail establishments had, on the average, sales of $26,000 in 1948 as against $74,000 for the enumerated retail establishments. In terms of number of retail establishments they represented 3.6 percent of the 1948 Census total.

The following table indicates the undercoverage caused by "enumerator misses" and by "late start of listing," respectively:

Component of undercoverage	Undercoverage of retail establishments (as percent of census total)		
	Sales	Employment	Number of establishments
Total	1.3	0.9	3.6
Enumerator misses	0.5	0.2	1.8
Late start of listing	0.8	0.7	1.8

Interpretation and limitations of PES undercoverage findings.—The PES findings are subject to the following limitations:

1. The estimates of undercoverage of the total number of establishments is subject to a sampling error of approximately 0.3 percent; that is, the chances are two out of three that the "percent of Census total" estimate will not differ by more than 0.3 percent, absolutely, from the true value. The sampling errors of the estimates of undercoverage of sales and employment are approximately 0.3 and 0.2 percent, respectively

2. The "undercoverage" measures above refer only to losses occasioned by "enumerator misses" and the "late start of listing." These measures do not account for any differences which a change of census definition might cause (e. g., a change which would include establishments which went out of business in 1948); or for any differences resulting from differences in census and PES scope and kind-of-business classifications; or from differences in the reporting to the census and PES of 1948 sales volume or employment.

Measures of undercoverage of wholesale and service establishments will be found in the PES discussion in volumes IV and VI, respectively, of the 1948 Census.

SUMMARY OF FINDINGS

CONTENTS

Text

	Page
Summary Statistics	9
Analysis by Sales Size	14
Single Units and Multiunits and Types of Operation	17
Legal Form of Organization	21
Personnel and Pay Roll in Retail Trade	22
Merchandise Inventories	26
Credit Sales and Balances Due	28
Merchandise Line Sales	32

Text Tables

Table	
A—Retail Trade: 1929, 1939, and 1948	9
B—Stores, Sales, and Population—United States: 1929, 1939, and 1948	9
C—Grocery Stores—United States: 1948, 1939, and 1929	9
D—Counties by Number of Retail Stores: 1948	13
E—Percentage of Stores, Sales, and Population in Central Cities, by Metropolitan Area Size Groups	14
F—Retail Trade, 1948 and 1939, by City Size	14
G—Department Store Sales, by Sales-Size Class: 1948	16
H—Selected Types of Operation—United States, by Single Units and Multiunits: 1948	18
I—Proportions of Sales Through Stores of 4 or More Store Multiunit Organizations—United States, by Selected Kinds of Business: 1948, 1939, and 1929	18
J—Firms With 4 or More Retail Stores Compared With 4 or More Store Multiunits—United States: 1948	18
K—Stores and Sales of Identical Grocery Firms—United States: 1948 and 1939	19
L—Legal Form of Organization—United States: 1948	21
M—Legal Form of Organization—United States: 1948 and 1939	22
N—Retail Trade Personnel: 1948, 1939, and 1929	22
O—Percent of Total Paid Employees in Retail Trade, by Kind-of-Business Group: 1948, 1939, and 1929	22
P—Stores, Sales, and Paid Employees, by Employee Size: 1948 and 1939	25
Q—Seasonal Employment in Retail Trade, by Kind-of-Business Group: 1948	25
R—Merchandise Inventories in Retail Stores and in Warehouses of Retail Multiunit Organizations—United States: 1948	26
S—Motor Vehicle (New and Used) Dealers—Proportion of Sales and Merchandise Inventories, by Sales Size: 1948	26
T—Department Stores—Ratio of Sales to Inventory, by Sales Size: 1948	26
U—Merchandise Inventories at Cost, End of Year in Single and Multiunit Stores in the Apparel Group: 1948	27
V—Sales-Inventory Ratios: 1948, 1939, and 1929	27
W—Analysis of Cash and Credit Sales—United States: 1948	28
X—Cash and Credit Sales: 1948, 1939, and 1929	28
Y—Cash and Credit in Grocery Stores, With Fresh Meat: 1948	31
Z—Credit in Furniture Stores—United States: 1948	31
AA—Furniture Stores, With Credit Sales: 1948	31
BB—Percentage of Stores and Sales in the Merchandise Line Sales Tabulations—United States: 1948	33
CC—Percentage of Sales of Department Stores Accounted for by Major Departments: 1948	34
DD—Cars and Trucks Sold by Motor Vehicle Dealers and Farm Equipment Dealers—United States: 1948	35

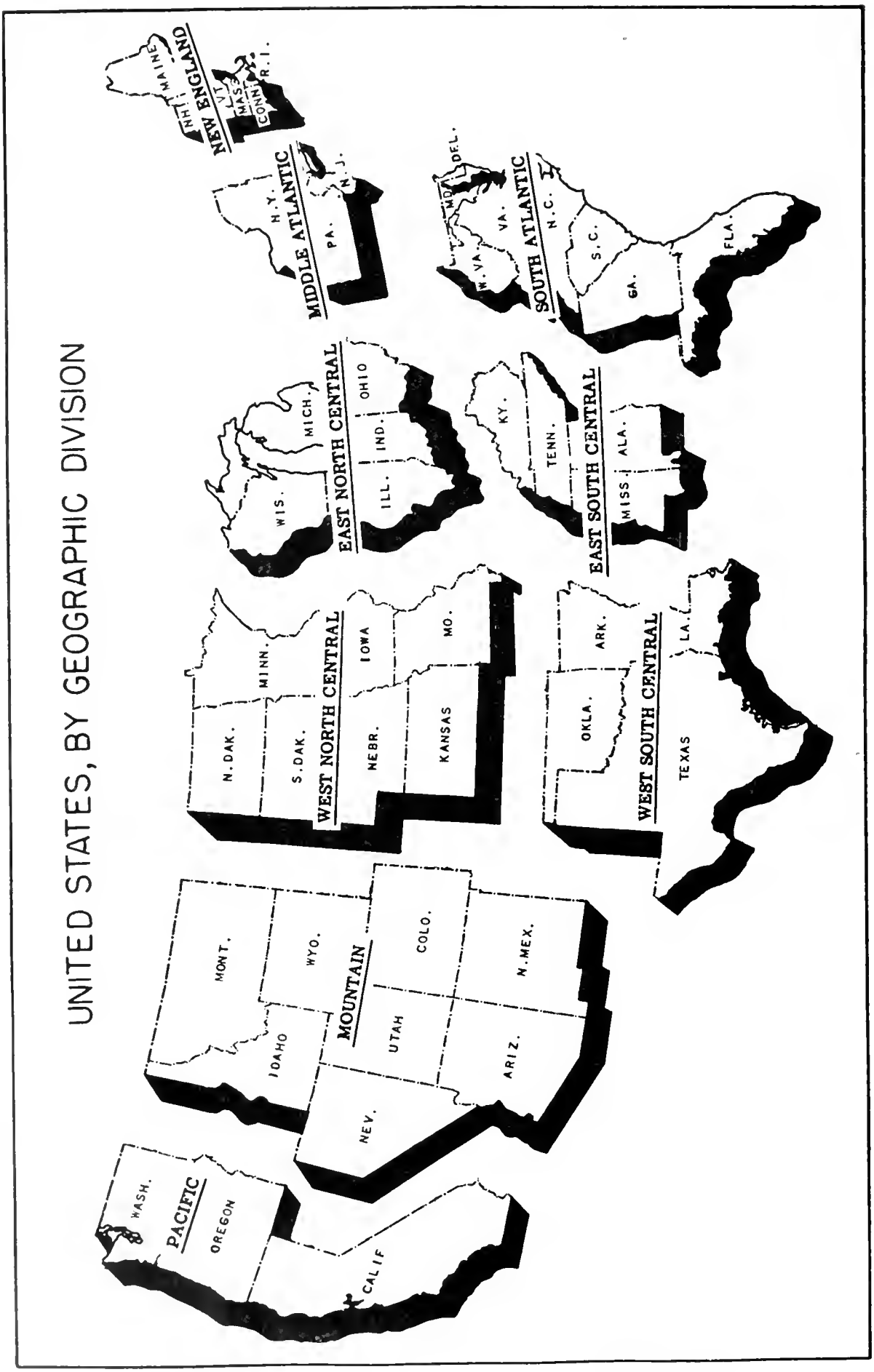
UNITED STATES, BY GEOGRAPHIC DIVISION
NEW ENGLAND
MAINE
N.H.
VT.
MASS.
CONN.
R.I.
MIDDLE ATLANTIC
N.Y.
PA.
N.J.
SOUTH ATLANTIC
DEL.
MD.
D.C.
VA.
W.VA.
N.C.
S.C.
GA.
FLA.
EAST NORTH CENTRAL
WIS.
MICH.
ILL.
IND.
OHIO
EAST SOUTH CENTRAL
KY.
TENN.
MISS.
ALA.
WEST NORTH CENTRAL
N.DAK.
MINN.
S.DAK.
NEBR.
IOWA
KANSAS
MO.
WEST SOUTH CENTRAL
OKLA.
ARK.
TEXAS
LA.
MOUNTAIN
MONT.
IDAHO
WYO.
NEV.
UTAH
COLO.
ARIZ.
N.MEX.
PACIFIC
WASH.
OREGON
CALIF.

SUMMARY OF FINDINGS

Summary Statistics

The volume of trade in retail stores, which totaled $48,329,652,000 in 1929, declined nearly 50 percent to about $25 billion in 1933, increased to $32,791,212,000 by 1935, and reached $42,041,790,000 in 1939. By 1948 the volume of trade in retail stores reached $130,520,548,000, more than three times the 1939 volume.

There was a progressive increase in the number of stores during the earlier decade, from 1,476,365 in 1929, to 1,587,718 in 1935 and 1,770,355 in 1939. However, in 1948 the number of stores (1,769,540) was about the same as in 1939.

Making adjustment for the difference in retail prices between 1929 and 1948, the physical volume of goods sold through retail stores in 1939 is found to be only slightly higher than in 1929. However, the physical volume had increased more than 50 percent in 1948 over the 1939 figures. This is illustrated in table A, below.

TABLE A.—RETAIL TRADE: 1929, 1939, AND 1948

Census year	Stores (number)	Sales entire year (thousand dollars)	U. S. Department of Commerce Index (1935–1939=100)	Equivalent sales in terms of 1935–39 prices (billion dollars)
1929	1,476,365	48,329,652	120.9	40
1939	1,770,355	42,041,790	99.0	42
1948	1,769,540	130,520,548	192.7	68

The small increase in the physical volume of retail sales between 1929 and 1939 was less than the growth of the population. (See table B, below.)

TABLE B.—STORES, SALES, AND POPULATION—UNITED STATES: 1929, 1939, AND 1948

Census year	Stores (number)	Sales, entire year (thousand dollars)	Population [1]
1929	1,476,365	48,329,652	122,775,046
1939	1,770,355	42,041,790	131,669,275
1948	1,769,540	130,520,548	150,697,361

[1] Based on nearest Decennial Censuses of Population, 1930, 1940, and 1950, respectively.

During 1948, about $866 was spent in retail stores for each man, woman, and child in the continental United States. This figure is based on the 1948 total retail sales and the 1950 population count. The comparative sums for 1939 and 1929, using the 1940 and 1930 population figures, were $319 and $394, respectively. Because there has been a steady growth in the population from year to year, the actual per capita sales in each of the census years is slightly higher than the figures presented above.

For each dollar spent in retail stores in 1948, approximately 40 cents was spent in the convenience goods stores primarily selling food for off- or on-premise consumption, gasoline, drugs and drug sundries, tobacco products, and newspapers and magazines. This compared with 44 cents spent in such stores in 1939 and only 35 cents in 1929.

CHANGES IN SPECIFIC KINDS OF BUSINESS

The changes in the level of Retail Trade over the last two decades does not reflect the changes which took place in the individual kinds of business over the same period. Some observations on the changing pattern of retail distribution follow.

Grocery stores.—Grocery stores in 1948 accounted for one-fifth of all retail stores and sales, a proportion not significantly different from 1939 and 1929. However, the proportion of grocery stores which sell fresh meat as distinguished from those which do not, has changed considerably since 1929. (See table C, below.)

TABLE C.—GROCERY STORES—UNITED STATES: 1948, 1939, AND 1929

Kind of business	Stores (number)			Sales, entire year (thousand dollars)		
	1948	1939	1929	1948	1939	1929
Grocery stores, total	377,939	387,337	307,425	24,770,123	7,721,753	7,352,791
Without fresh meat	154,277	200,303	191,876	4,026,835	2,225,435	3,449,129
Percent of total	41	52	62	16	29	47
With fresh meat	223,662	187,034	115,549	20,743,288	5,496,318	3,903,662
Percent of total	59	48	38	84	71	53

Over the last 20 years the number of grocery stores selling fresh meat has nearly doubled, and in 1948 sales through combination stores accounted for 84 percent of all sales through grocery stores. Even though the total number of grocery stores declined from 1939 to 1948, the number of grocery stores selling fresh meat showed a substantial increase.

The increase in combination grocery stores since 1929 is related to the decline in the number of meat markets or "butcher shops" during the same period. In 1929, meat markets numbered 43,788; by 1939 the number had dropped to 35,630, and in 1948 there were only 24,242 such stores.

Eating and drinking places.—In 1948, nearly $11 billion was spent in eating and drinking places. About one-

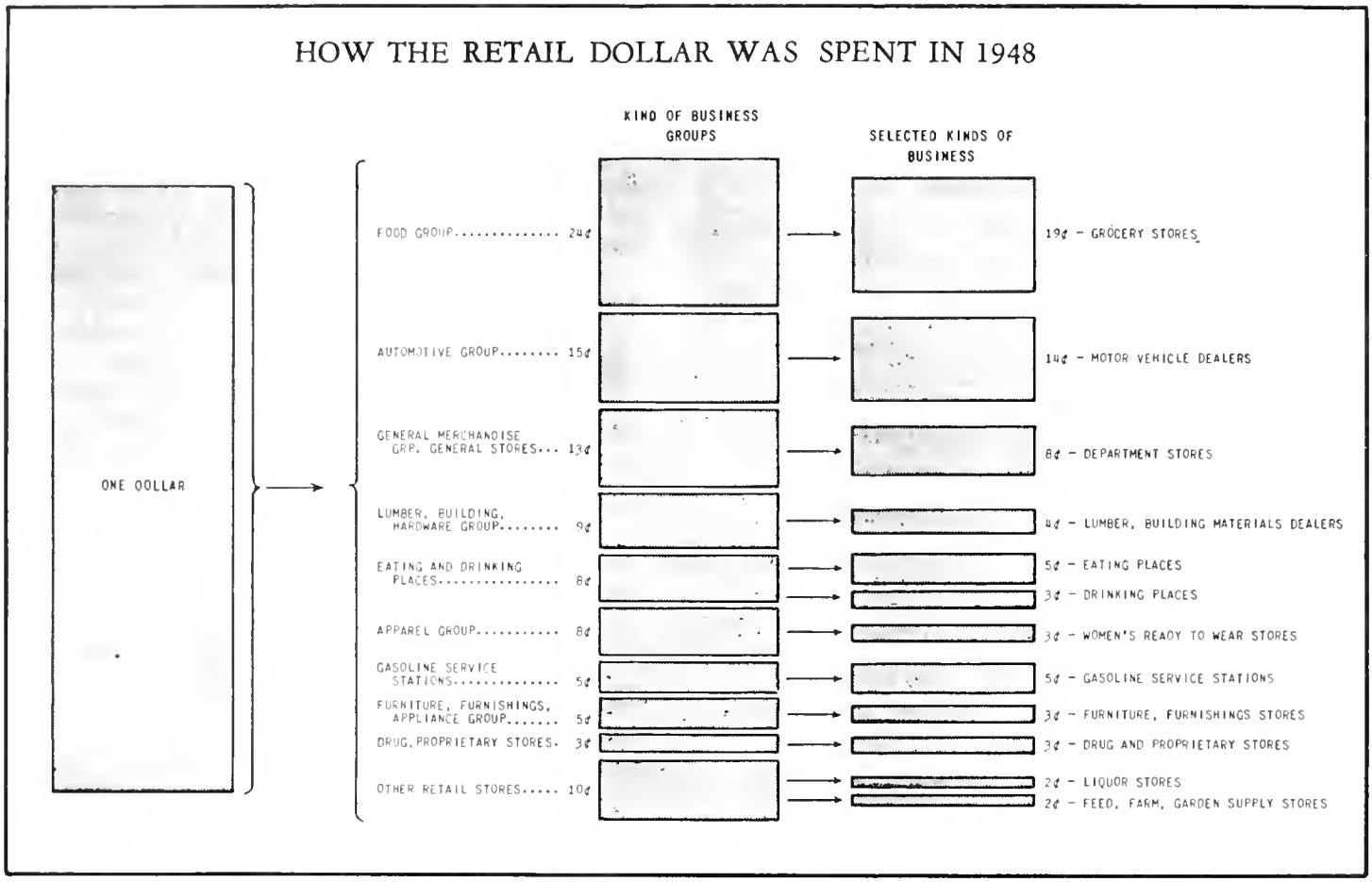

half of this sum was spent in restaurants and cafeterias which provided full table service, while just over $1 billion was spent at lunch counters and refreshment stands. The remaining $4 billion was spent in drinking places whose primary source of receipts was from the sale of alcoholic beverages, but which nevertheless sold considerable amounts of food for on-premise consumption.

The number of restaurants and cafeterias in 1948 was 131,190, one-third more than the number of such places in 1939 and 1929. The 1948 figure included 998 caterers. These establishments were not identified separately in 1939 or 1929, but were included in "bakery product stores." Drinking places in 1948 numbered 152,433, a sizable increase over the number of such places in 1939. There were no drinking places counted in the 1929 census, since the prohibition amendment was still in effect.

General stores.—The classification "general stores" is rapidly declining in importance as a separate kind of business. In 1948 there were only 21,557 stores classified as "general stores" compared to 39,688 in 1939, and 104,089 in 1929. The 1948 sales volume of $1,159,361,000 was an increase over the $810,342,200 in 1939, but, in terms of physical volume of merchandise sold, was actually a decrease. The 1929 volume was $2.5 billion, more than twice the 1948 figure.

It is probable that some part of this decrease in the classification "general stores" was due to a tendency on the part of these stores to sell larger proportions of groceries, and thus be classified as "grocery stores" rather than "general stores."

Department stores.—Sales of department stores in 1948 totaled $10,644,747,000, an average of more than $4,000,000 for each of the 2,580 stores. These sales were approximately three times greater than the department stores sales in 1939 and more than twice as great as the 1929 total.

The count of department stores in 1948 was considerably less than the count in 1939 and 1929. Some of the changes were due to a change in the definition of what constitutes a department store as described in Appendix B, Kind-of-Business Classifications. However, a considerable portion of the difference was brought about as a result of better reporting for individual stores. In 1939 a few large companies operating a number of stores in this field were unable to report merchandise line sales on an individual store basis, so that all stores of these companies were classified as department stores since that was the pattern for the company as a whole. In 1948, the companies were able to provide merchandise line sales on an individual store basis, so that each store could be classified independently. This resulted in many of these stores being classified in 1948 as other than department stores.

Gasoline service stations.— Retail establishments classified as "gasoline service stations" in 1948 numbered

RETAIL SALES BY KIND OF BUSINESS GROUP: 1948, 1939, AND 1929

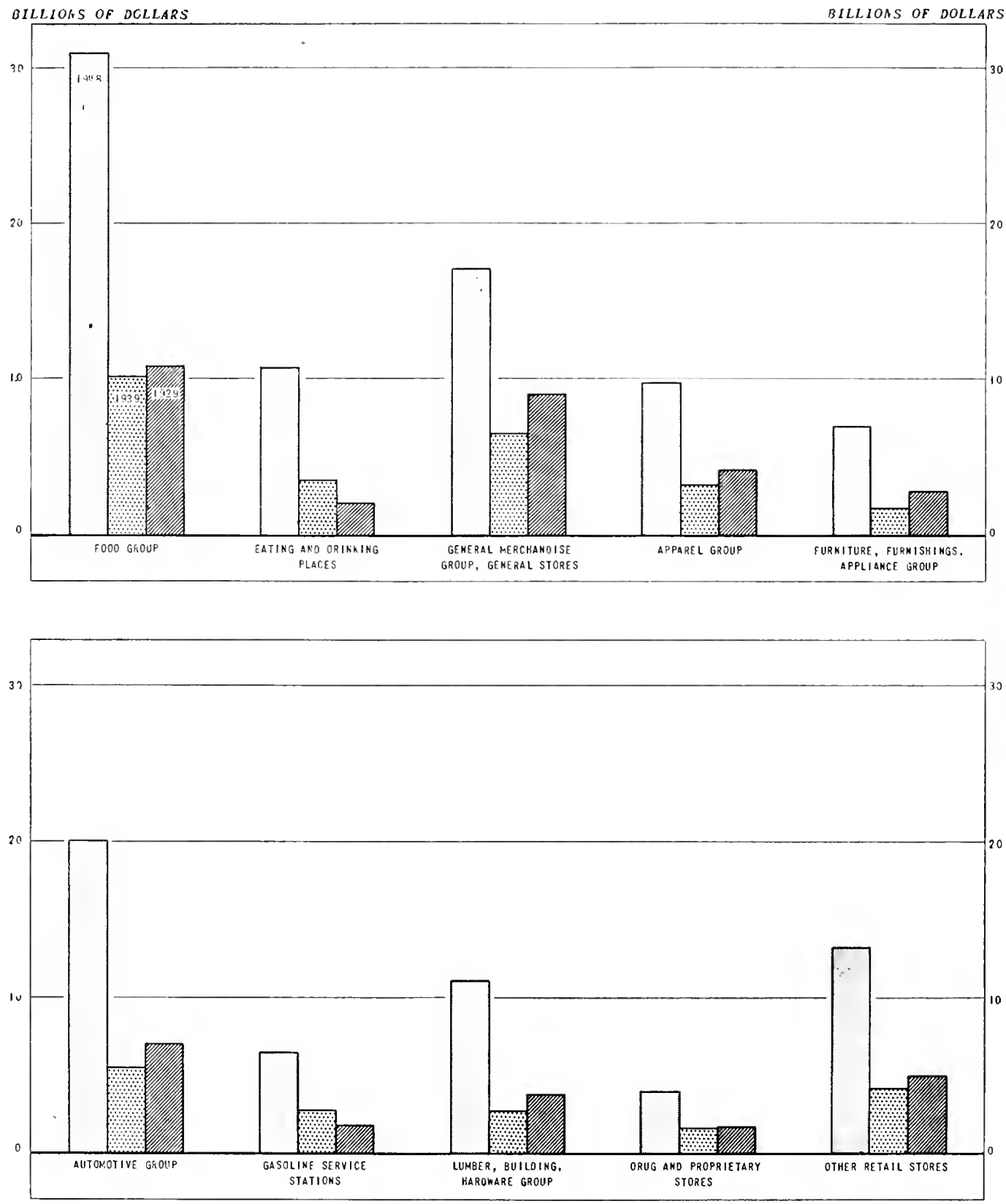

188,253, a decrease of 22 percent from the 241,858 such places in 1939, but still considerably higher than the 1929 figure. At the same time the sales volume of gasoline service stations totaled $6,483,301,000, an increase of 130 percent over the 1939 figure.

In 1939 the average size of gasoline service stations, based on the volume of sales, was $11,600. By 1948 the average size had increased to $34,400, indicating that even allowing for price increases over the decade, gasoline service stations in 1948 were considerably larger than in 1939.

Drug and proprietary stores.—For the first time in the Census of Business, separate information was obtained on the activities of proprietary stores (defined as drug stores without prescription departments). In all previous censuses, proprietary stores were not separately identified, but were included in the category "drug stores."

In 1948, out of the 55,796 drug and proprietary stores, 8,841 were classified as proprietary stores. These had sales of $334,768,000, compared to the total sales of $3,678,463,000 for the 46,955 drug stores. This would indicate that in terms of dollar sales, drug stores, on the average, were twice as large as proprietary stores.

All the decrease in the number of drug and proprietary stores from 1939 to 1948 was in stores not operating a fountain. There were 16,072 of these in 1948 compared to the 18,451 in 1939, which itself was a sharp decrease from 23,414 such stores in 1929. Drug and proprietary stores with fountain, on the other hand, increased from 34,844 in 1929 to 39,452 in 1939. In 1948 they increased slightly to 39,724.

Other Changes in the Distribution Pattern

Perhaps the most significant change in the distribution pattern was the great increase in the number of stores selling such specialty goods as furniture, appliances, and automobiles. Between 1929 and 1939 there was a general decline in the number of stores specializing in these lines. During the war and for a period following it, production of many of these lines had been curtailed, or discontinued. When production was again started, many new specialty stores were opened. In 1948 the number of stores primarily selling these lines was greater than the number of similar stores in 1929.

There was a corresponding increase in the volume of sales through these stores. In the "furniture, furnishings, appliance group," sales, since 1939, advanced from $1,733,257,000 to $6,914,179,000, an increase of nearly 300 percent. This was much greater than the increase for total Retail Trade. Similarly, sales of dealers in the automotive group advanced from $5,548,687,000 to $20,104,054,000, an increase of 262 percent.

The number of stores specializing in apparel increased from 106,959 to 115,246 since 1939, and their sales increased from $3,258,772 to $9,803,218. This increase in sales was just a little less than the average increase for all retail stores.

The results of the 1948 census indicate that the total number of retail stores was about the same as in 1939 and in some kinds of business decreased, but that the average size of stores has increased. This was particularly true for stores in the "food group," for "department stores," and for "gasoline service stations."

The Geographic Distribution of Retail Trade

Stores in the East North Central Division accounted for 22 percent of the total volume of Retail Trade in the United States, more than any other geographic division. However, a little less than 20 percent of all retail stores were located in this division. The Middle Atlantic Division accounted for more stores than any other division, 22.3 percent, but they only accounted for 21.6 percent of all sales.

As in the period between 1929 and 1939, retail trade in the southern and western divisions increased more rapidly than trade in the remainder of the country. While for the country as a whole, there was a slight decrease in stores, the South Atlantic, East South Central, West South Central, Mountain, and Pacific Divisions all showed an increased number of stores; while the New England, Middle Atlantic, East North Central, and West North Central Divisions all showed decreases.

For all divisions, there were substantial increases in sales from 1939 to 1948. However, the increases in the southern and western divisions were considerably higher than the national average of 210 percent, ranging from 227 percent for the Mountain Division to 252 percent for the West South Central Division. On the other hand, the increases in the New England and Middle Atlantic Divisions fell far short of the increase for the country as a whole; that for the East North Central Division was approximately the same as for the United States; while the increase for the West North Central Division was a little higher.

The increase in sales of retail stores in the western region is associated with the rise in population in this section of the country. However, in the southern divisions, where the population increase was a little less than the national average, other factors were effective.

Eight States accounted for more than 50 percent of the total sales in retail stores during 1948. These States were, in order of volume of sales, New York, California, Pennsylvania, Illinois, Ohio, Texas, Michigan, and New Jersey. However, as pointed out above, although all States showed a considerable increase in sales over 1939 the increases in the industrialized northeastern States were well below the national average. The lowest percentage increase, 148, was in Massachusetts; while New York State showed an increase of only 162 percent.

The North Central States, all showed larger percentage increases, with the largest increases being in those

States which are predominantly agricultural, such as North Dakota, South Dakota, Nebraska, and Kansas.

With the exception of Maryland and the District of Columbia, all States in the southern divisions showed larger than average increases. The increase in the District of Columbia was only 176 percent, well below the 210 percent for the country as a whole, while for Maryland it was 209 percent, just about average. Southern States with the largest percentage increases were Florida, 281 percent; Alabama, 276 percent; and Arkansas, 263 percent.

Percentage increases in the Mountain States varied from the low of 171 in Montana to the highest percentage increase of all States, 306 in Arizona; while the increases in the Pacific States were all well above the average for the Nation.

County Distribution

Of the 3,101 counties and independent cities in the United States, only 47 had 5,000 or more retail stores in 1948. On the other hand, 1,379 counties had fewer than 200 stores and 155 had fewer than 50. In terms of dollar sales, 38 percent of all retail trade was concentrated in the 47 top counties, and another 29 percent was accounted for by the next 239 counties, which had 1,000 to 4,999 stores in 1948. The 1,379 counties with fewer than 200 stores accounted for less than 6 percent of the Retail Trade dollar.

Table D.—Counties by Number of Retail Stores: 1948

Size class (number of stores)	Counties		Stores		Sales, entire year	
	Number	Percent of total	Number	Percent of total	Amount (thousand dollars)	Percent of total
Total, all counties	3,101	100	1,769,540	100	130,520,548	100
Fewer than 50 stores	155	5	4,692	(1)	195,068	(1)
50–99 stores	368	12	28,077	2	1,249,227	1
100–199 stores	856	28	125,384	7	5,852,876	4
200–499 stores	1,088	34	341,941	19	19,298,261	15
500–999 stores	348	11	236,189	13	15,828,003	12
1,000–1,999 stores	151	5	205,067	12	15,951,218	12
2,000–4,999 stores	88	3	264,161	15	22,265,962	17
5,000 or more stores	47	2	564,029	32	49,879,933	38

[1] Less than ½ of 1 percent.

Metropolitan Area Concentration

In order to provide another tool for the measurement of trade concentration, considerable attention has been given to standard metropolitan areas in the Census of Business tables.

Data for 147 such areas are presented. These areas accounted for 54 percent of the total population of the United States, 53 percent of all retail stores, and 62 percent of the total sales volume. The average per capita sales for all standard metropolitan areas combined was $987, as compared to the $866 for the United States as a whole.

Approximately 58 percent of the inhabitants of the standard metropolitan areas lived in the central cities.

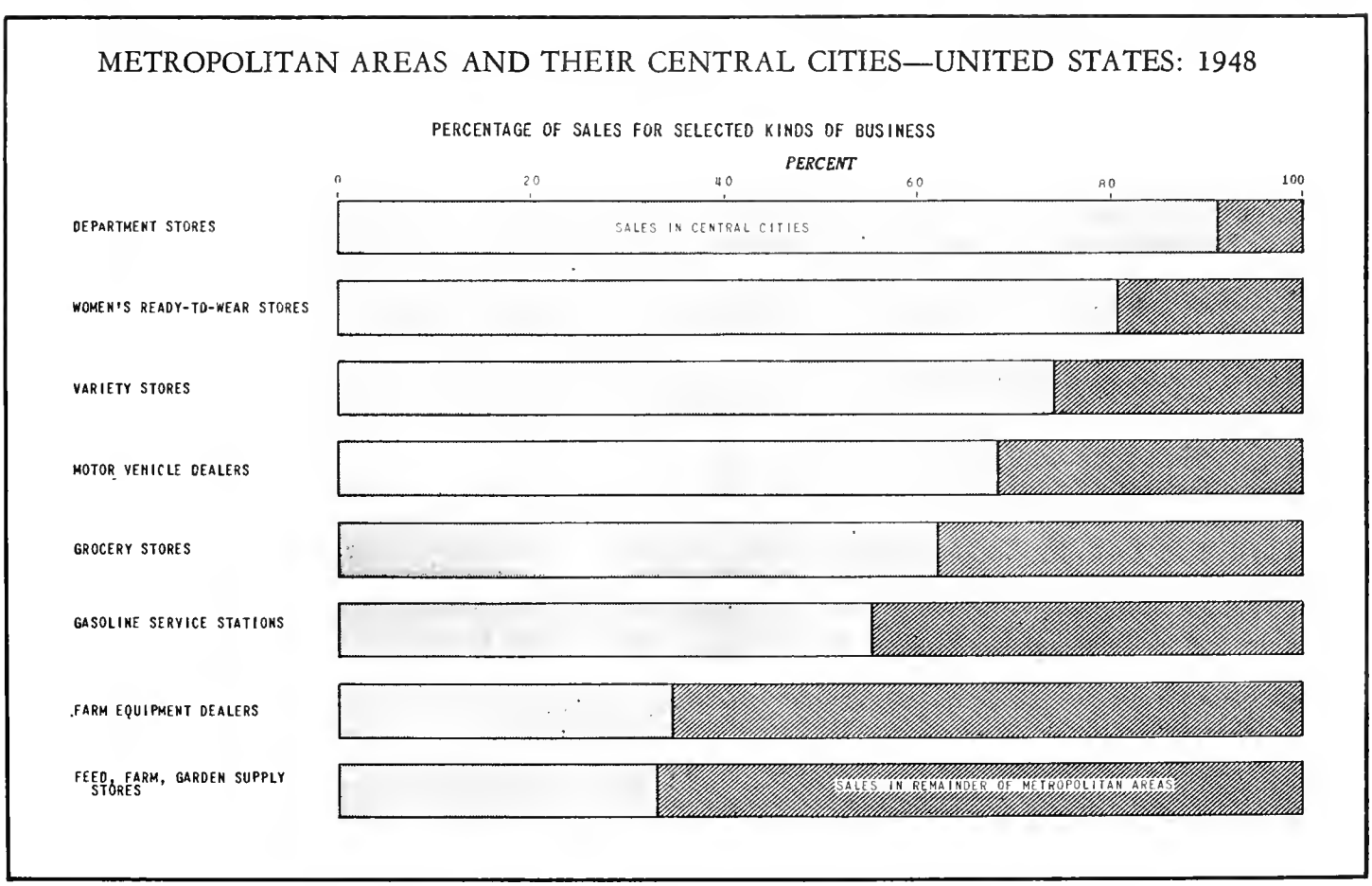

However, more than 71 percent of the sales in the metropolitan areas were made by stores in the central cities. This gives some indication of the extent to which people living on the fringes of the standard metropolitan areas come to the cities to make their purchases. Further evidence of this is indicated by the higher per capita sales of $1,211 in the central cities compared to the per capita sales of $987 for the areas as a whole.

Table E, below, groups the standard metropolitan areas according to the total population of the areas. There is a very close relationship between the population size and the total sales volume in the areas, with some slight tendency toward a greater concentration of sales in the larger metropolitan areas.

TABLE E.—PERCENTAGE OF STORES, SALES, AND POPULATION IN CENTRAL CITIES, BY METROPOLITAN AREA SIZE GROUPS

Metropolitan area size group	The metropolitan area			Central cities			Percentage in central cities		
	Stores	Sales (thousand dollars)	Population,[1] 1950	Stores	Sales (thousand dollars)	Population,[1] 1950	Stores	Sales	Population,[1] 1950
All metropolitan areas	932,124	80,898,778	81,929,969	595,942	57,747,493	47,709,008	63.9	71.4	58.2
Metropolitan areas with a population of—									
3,000,000 or more	327,776	26,708,544	26,307,350	210,439	17,677,322	16,202,325	64.2	66.2	61.6
1,000,000–2,999,999	180,481	17,722,028	17,845,669	110,099	11,763,858	9,344,750	59.6	66.4	52.4
500,000–999,999	125,205	11,972,175	11,803,783	84,644	9,338,777	7,254,824	67.6	78.0	61.5
250,000–499,999	163,679	13,768,343	14,477,929	99,281	10,193,900	7,810,911	60.7	74.0	54.0
Less than 250,000	128,983	10,727,688	11,495,238	90,479	8,773,636	7,096,198	70.1	81.8	61.7

[1] Based on advance 1950 population estimates.

When the sales of the central cities for these same size groups are examined, it is seen that, whereas in the largest metropolitan areas the central cities, with 62 percent of the population, account for 66 percent of the sales, in the group of smallest metropolitan areas, the central cities account for 82 percent of the sales and have the same proportion of the population as the central cities in the largest metropolitan areas. Thus, consumers in the smaller metropolitan areas are more apt to do their buying in the central cities than are consumers in the larger metropolitan areas.

This does not hold for all types of merchandise. For example, the distribution of sales in food stores and other convenience-goods stores has a close relationship to the population in the central cities and in the fringe areas for all metropolitan areas. It appears to be mainly the specialty goods stores that draw the consumers to the central cities to a much greater extent in the smaller areas than in the larger areas.

CITY-SIZE DISTRIBUTION

It is not possible to present any detailed kind-of-business tabulations for small localities. However, by combining the data for these small localities with the data for localities of similar size, analyses of the distribution pattern for such city-size groups can be made.

Table F, below, compares retail sales volume for eight city-size groups for the two census years, 1948 and 1939. The proportion of Retail Trade accounted for by stores in the large cities (250,000 inhabitants or more) has dropped almost 3 percent during the last decade. The corresponding increase in retail sales is not concentrated in any one city-size group, the largest relative increases being in the 100,000–249,999 group and in the group "less than 2,500."

TABLE F.—RETAIL TRADE, 1948 AND 1939, BY CITY SIZE

City-size group (number of inhabitants)	Sales (thousand dollars)		Percentage distribution	
	1948	1939	1948	1939
United States, total	130,520,548	42,041,790	100.0	100.0
500,000 or more	30,283,938	10,229,426	23.2	24.3
250,000–499,999	9,882,652	3,936,086	7.6	9.4
100,000–249,999	12,475,239	3,748,761	9.6	8.9
50,000–99,999	10,958,412	3,471,761	8.4	8.3
10,000–49,999	26,268,933	8,040,422	20.1	19.1
5,000–9,999	9,662,087	3,019,582	7.4	7.2
2,500–4,999	7,039,161	2,340,658	5.4	5.6
Less than 2,500	23,950,126	7,255,094	18.3	17.2

Analysis by Sales Size (Tables 2A to 2G)

In all sales-size analyses of 1948 Census of Business data based on the complete enumeration of retail stores, stores which were not operated the entire year have been segregated and information on them shown separately. This differs from the practice in 1939 and previous censuses, where the "part-year" stores were not identified separately. The effect of this method of analysis in the earlier censuses was to exaggerate the smaller sales size classes, since most of the part-year stores fell into these smaller classes.

The part-year stores in 1948 numbered 249,111, approximately 14 percent of all retail stores, but they accounted for only 5 percent of the total sales. About one-half of these part-year stores had sales of less than $10,000. To have included them in the regular sales-size analyses would have resulted in a distortion of the sales-size classes below $10,000.

To aid in the comparison of 1948 sales-size data with sales-size data for previous censuses, an analysis of the part-year stores by sales size and kind of business is presented for the United States. For all other areas the part-year stores are not analyzed by sales size.

RETAIL SALES, BY KIND OF BUSINESS, BY CITY-SIZE GROUP: 1948

(TOTAL SALES IN EACH CITY-SIZE GROUP = 100 PERCENT)

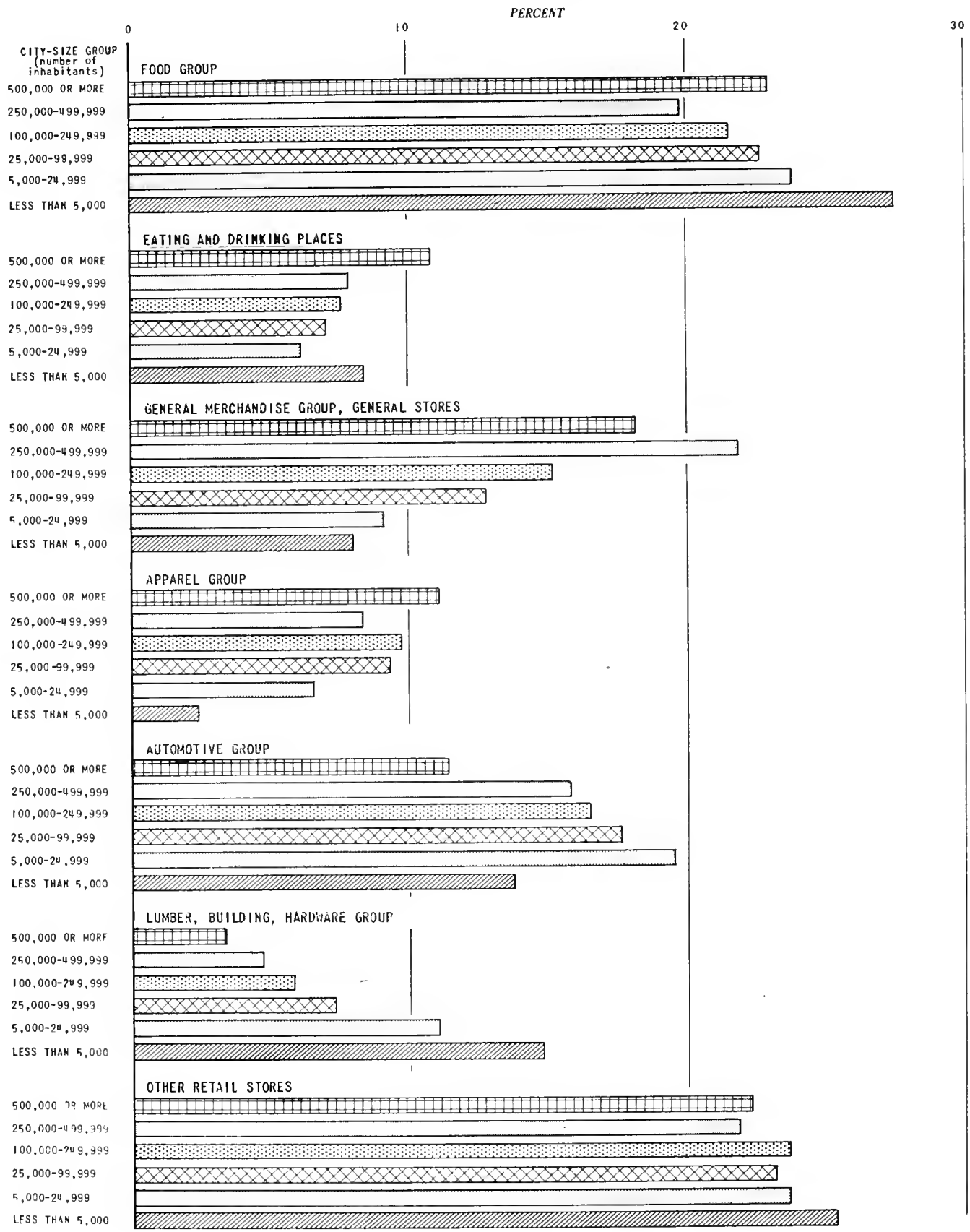

Although the total sales volume in retail stores stood at a very high level in 1948, approximately 1,000,000 stores, two-thirds of all the full-year stores had sales of less than $50,000 during the year. These "small" stores accounted for only 16.5 percent of the total sales volume of all full-year stores, and had average yearly sales of slightly less than $21,000.

In contrast, there were only 10,432 retail stores operated the entire year each of which had sales of $1,000,000 or more during the year. In addition there were 236 stores not operated the entire year whose sales in 1948 were in excess of $1,000,000. Despite their small number, less than one percent of all retail stores, these "million dollar" stores accounted for about one-fifth of all retail sales.

Department Stores

Nearly 40 percent of the total sales of stores in the sales-size class of $1,000,000 or more was accounted for by department stores. There were 1,548 department stores in this class, 1,534 of them operated during the entire year, and 14 during only a part of the year. Table G, below, presents department stores by sales-size classes of over $1,000,000. This table includes data for part-year stores, but they are not separately identified.

Table G.—Department Store Sales, by Sales-Size Class: 1948

Sales-size	Stores (number)	Sales, entire year (thousand dollars)
United States, total	2,580	10,644,747
Stores with annual sales of—		
$20,000,000 or more	98	4,486,394
$10,000,000–$19,999,999	129	1,723,597
$5,000,000–$9,999,999	212	1,493,805
$2,000,000–$4,999,999	453	1,384,063
$1,000,000–$1,999,999	656	926,833
Less than $1,000,000	1,032	630,055
$500,000–$999,999	679	503,897
$300,000–$499,999	259	103,228
Less than $300,000	94	22,930

There were 98 department stores with sales of $20,000,000 or more in 1948, averaging about $45,000,000 for each store. Another 129 stores had individual sales between 10 and 20 million dollars, and 212 had sales between 5 and 10 million dollars. Sales in each of these 439 stores were much higher than the average sales of $4,000,000 for all department stores.

About 40 percent of all department stores had sales of less than $1,000,000 during 1948 and would be considered small in this field. Nevertheless the average department store in this class had 1948 sales of more than $600,000, a very large store when compared to the average of about $81,000 for all retail stores operated the entire year.

Grocery Stores

The average grocery store without a fresh meat department had sales of close to $30,000 during 1948, whereas the grocery stores which sold fresh meat averaged almost $100,000 during the year. These figures are for stores which were operated the entire year. Groceries newly opened, or which changed ownership during 1948 and for which only part-year reports were available, numbered 51,738 and had average sales of about $13,000 for those without fresh meat, and $40,000 for those with fresh meat.

In the 1939 Census of Business a definite trend toward large "combination" stores (stores carrying grocery and fresh meat lines) was observed. In that year there were 9,193 combination grocery stores with annual sales of $100,000 or more. Although no precise definition of what constituted a "supermarket" was recognized by the trade, combination grocery stores in the sales-size class of $100,000 or more were generally regarded as in the "supermarket" range. By 1948 there were 12,957 combination grocery stores with sales of $300,000 or more, a sales volume level which would place them in the "supermarket" category.

Motor Vehicles (New and Used) Dealers

New car dealers in 1948 who were in business during the entire year had average sales of about $380,000 for the year. The supply of new passenger cars in 1948 was short of the demand and thus the sales volume of many dealers was limited by the number of cars they could obtain from their distributors.

Nearly 3,000 new car dealers, considerably more enterprises than in any other kind of business, had sales of $1,000,000 or more during 1948. These dealers had total sales of $5.4 billion, or an average of about $1,860,000. There were another 5,067 dealers, with a total sales volume of $3.5 billion, whose sales were between $500,000 and $999,999. Only one kind of business, grocery stores with fresh meat, had more stores in this sales-size group.

Eating and Drinking Places

Eating and drinking places, primarily engaged in serving food and drinks for on-premise consumption, had a greater proportion of establishments in the under $50,000 sales-size class than any other important kind-of-business group. More than 85 percent of all eating and drinking places had sales of less than $50,000 in 1948. This group accounted for almost 50 percent of the total sales of such establishments.

There was a greater proportion of small businesses among establishments primarily selling alcoholic beverages for on-premise consumption than among eating places, 88 percent compared to 83 percent respectively. While sales of drinking places that were under $50,000 were two-thirds of the total for all drinking places, the sales of eating places in the same sales-size class represented only 40 percent of the total.

Area Distribution by Sales-Size

In the Pacific States almost 50 percent of total Retail Trade was done through stores whose 1948 sales were $300,000 or more. The national average for trade through this category of retail stores was 43 percent.

The District of Columbia was far in advance of all States in percentage of sales through large stores, almost two-thirds of the District's sales being made in stores with annual sales of $300,000 or more. California was next with 50 percent, while the State with the lowest proportion of such sales was Mississippi with 28.5 percent.

Single Units and Multiunits and Types of Operation (Tables 3A to 3D, 7A to 7D, and 12A to 12M)

During 1948, multiunit organizations accounted for only 9 percent of all retail stores but had about 30 percent of the total retail sales volume. The average size of a multiunit store was about $238,000 compared to the average size of $74,000 for all retail stores. More than 50 percent of the sales of multiunit retail stores was made through grocery stores and through stores in the general merchandise group. Variety stores had the greatest percentage of sales through multiunits, with 86 percent being accounted for; while department stores; dry goods, general merchandise stores; and grocery stores with fresh meat had 64 percent, 48 percent, and 45 percent, respectively. Other kinds of business which had large proportions of their sales through multiunit stores were family clothing stores, shoe stores, and women's ready-to-wear stores.

Major kinds of business in which the contributions made by establishments of multiunit organizations were relatively unimportant were drinking places, eating places, new car dealers, and gasoline service stations. Only 3 percent of the sales of drinking places were made in places belonging to multiunit organizations, while the proportions in the other three trades were 16 percent, 8 percent, and 10 percent, respectively.

In the 1948 Census of Business each retail establishment was separately coded either as a "single unit" store, where the owner operated only one retail store, or as a unit of a multiunit organization, where the owner operated more than one retail store. Each unit of a multiunit organization was given a "number of units" size code depending upon the number of retail stores in the same general kind of business operated by the multiunit organization. For example, if a firm operated 16 retail stores, 11 of which were grocery stores, 4 drug stores, and one packaged liquor store, each grocery store would be in the "11–25 store multiunits" size class, each drug store in the "4 or 5 multiunit" size class, and the liquor store would be placed in the class of "single units operated by multistore firms." For the purpose of analyzing the operations of single and multiunit stores, stores which are "single units operated by multistore firms" and stores which are "single units operated by one-store firms" have been combined into the one group "single units." All other stores are referred to as "multiunits."

In addition to being classified either as a single-unit store or as a multiunit store, each retail establishment was also classified by type of operation, that is whether the store was the standard type of retail store, or whether by method of merchandising, or by unusual type of ownership it was distinguished from the standard type of retail store. Examples of "nonstandard" types of operation which were separately identified in the 1948 Census of Business are cooperatives, mail-order houses, direct selling (house-to-house) organizations, merchandise vending machine operators, and retail leased departments in retail stores.

In the 1939 Census of Business, and in previous censuses, the type-of-operation classification provided the basis for classifying retail stores into three major groupings, namely, "independents" (single-unit stores, and two- and three-store multiunits), "chains" (four or more store multiunits), and "other types" (utility-operated stores, direct selling [house-to-house] organizations, cooperatives, State liquor stores, and commissaries or company stores). Establishments with characteristics which would result in their being classified in the major group, "other types," were always classified in that group even through other characteristics of the establishment might have been the same as either "chains" or "independents." In some of the 1939 "types of operation" tables, data for "independents," "chains," and "other types" are shown separately. In other tables, data for "other types" are combined with those for "independents."

In the 1948 Census of Business, since the type-of-operation classification was independent of the classification for single or multiunit operation, "nonstandard" operating types are included in the single and multiunit tables either as single units or in their proper "number of units" size class, but are not separately identified in these tables. Separate information on these types, however, is presented in chapter 12 of volume II.

In comparing information on "chains" in 1939 with data on "four or more store multiunits" in 1948, allowance must be made for the exclusion from the 1939 data of statistics on nonstandard operating types which had the characteristics of "chains." Table H, below, presents 1948 data on selected nonstandard operating types by single and multiunits.

The proportion of sales through multiunit stores has varied considerably from trade to trade since 1929. For example, in 1929, nearly 46 percent of the total sales of grocery stores without fresh meat was made through "chains" (four or more store multiunits). By 1939 the proportion had dropped to 32 percent, and in 1948 it was only 21 percent. On the other hand, the proportions in grocery stores with fresh meat steadily increased over the two decades, from 32 percent in 1929, to 38 percent in 1939, and 41 percent in 1948.

In 1948, more than 50 percent of the sales of department stores were made through stores of organizations operating four or more units. This compared to the 42 percent in 1939 and the 28 percent in 1929. The 1939 and 1929 proportions have been adjusted to include the sales of mail-order department stores. The department

TABLE H.—SELECTED TYPES OF OPERATION—UNITED STATES, BY SINGLE UNITS AND MULTIUNITS: 1948

Single and multiunits	Cooperatives		Mail-order houses		Direct selling organizations		Merchandise vending machine operators	
	Stores (number)	Sales, entire year (thousand dollars)	Stores (number)	Sales, entire year (thousand dollars)	Stores (number)	Sales, entire year (thousand dollars)	Stores (number)	Sales, entire year (thousand dollars)
Total	4,398	1,066,841	880	1,485,352	3,451	634,763	881	199,703
Single units	2,608	542,587	818	179,629	1,451	120,325	713	148,504
Multiunits, total	1,790	524,254	62	1,305,723	2,000	514,438	168	51,199
2 and 3 store multiunits	730	147,979	21	13,051	97	23,098	64	23,556
4 or more store multiunits	1,060	376,275	41	1,292,672	1,903	491,340	104	27,643

stores ratios have been affected by the improved department store reporting in 1948, and it is probable that under 1948 reporting conditions the 1939 and 1929 percentages would be lower. On the other hand, the proportions of sales through variety stores of firms with four or more stores has steadily decreased from 90 percent in 1929 to 83 percent in 1948.

The sizable decrease in the percentage of sales through multiunit gasoline service stations to 10 percent and 7 percent in 1939 and 1948, respectively, from 34 percent in 1929, occurred because the large gasoline companies had largely discontinued their retail operations. The change in the proportion of sales through multiunit hardware stores, from 3 percent and 4 percent in 1929 and 1939, respectively, to 16 percent in 1948, can be accounted for by a change in classification of a large group of stores which in 1939 were known as hard-goods stores. Data for this group were not presented separately in 1939 but were included under the classification "other retail stores." In 1948, it was determined that these so-called "hard-goods" stores were more nearly like hardware stores, as defined by the Standard Industrial Classification Manual, than any other kind of business, and the classification was made accordingly.

Table I, below, shows the proportions of sales through four or more store multiunits for selected kinds of business for the three census years.

TABLE I.—PROPORTIONS OF SALES THROUGH STORES OF 4 OR MORE STORE MULTIUNIT ORGANIZATIONS—UNITED STATES, BY SELECTED KINDS OF BUSINESS: 1948, 1939, AND 1929

Kind of business	Proportion of sales through stores of 4 or more store multiunit organizations		
	1948	1939	1929
	Percent	*Percent*	*Percent*
Grocery stores, without fresh meat	21	32	46
Grocery stores, with fresh meat	41	38	32
Eating places [1]	11	14	14
Department stores	52	[2] 42	[2] 28
Variety stores	83	87	90
Men's, boys' clothing, furnishings stores	17	22	21
Family clothing stores	30	18	27
Women's ready-to-wear stores	29	28	23
Shoe stores	48	56	38
Furniture stores	12	15	14
Gasoline service stations	7	10	34
Hardware stores	16	4	3
Liquor stores [3]	31	46	.....
Fuel, fuel oil, ice dealers	11	15	18
Jewelry stores	11	10	6
Cigar stores and stands	14	27	25

[1] Includes caterers in 1948, not included in 1939 and 1929.
[2] Adjusted to include mail-order houses.
[3] Includes State, county, or municipal liquor stores belonging to municipalities operating 4 or more liquor stores.

RETAIL MULTIUNIT FIRMS

There were 6,159 firms which operated 4 or more retail stores during 1948. These firms operated 107,409 retail stores with total sales of $30,425,024,000.

The data on number and sales of stores operated by firms having four or more retail stores differ from the data on number and sales of stores in the size class "four or more store multiunits" (table J, below), because in the tabulation by firms, all retail stores operated by the firms are counted, regardless of kind-of-business classification. For example, if a firm operated five retail stores, four of which were classified as grocery stores and one as a variety store, these five stores would be included in the tabulation of firms with four or more stores, but only the four grocery stores would be included in the "four or more store multiunit" size class. The variety store would be classified as a "single unit" store.

TABLE J.—FIRMS WITH 4 OR MORE RETAIL STORES COMPARED WITH 4 OR MORE STORE MULTIUNITS—UNITED STATES: 1948

Item	Stores (number)	Sales, entire year (thousand dollars)
Stores of firms with 4 or more retail stores	107,409	30,425,024
4 or more store multiunits	105,108	29,736,570

The above table indicates that there were 2,301 retail stores with sales of $688,454,000 which were classified in the single and multiunit tabulations either as "single units operated by multistore firms" or as "two or three store multiunits."

Of the 107,409 stores operated by firms with 4 or more retail stores, 25,836 stores, or approximately one-quarter, belonged to 713 firms in the grocery business. The stores of these grocery firms accounted for almost one-third of the total retail sales of firms having 4 or more retail stores. The average number of stores operated by grocery firms with 4 or more stores was 36. However, 23 grocery firms, averaging about 775 stores per firm, accounted for almost 70 percent of the retail stores operated by grocery firms.

There has been a large decrease in the number of stores operated by grocery firms with 4 or more retail stores since 1939. In that year 789 firms operated 40,519 stores. Although there were fewer grocery firms in 1948 than in 1939, the decline in the number of stores

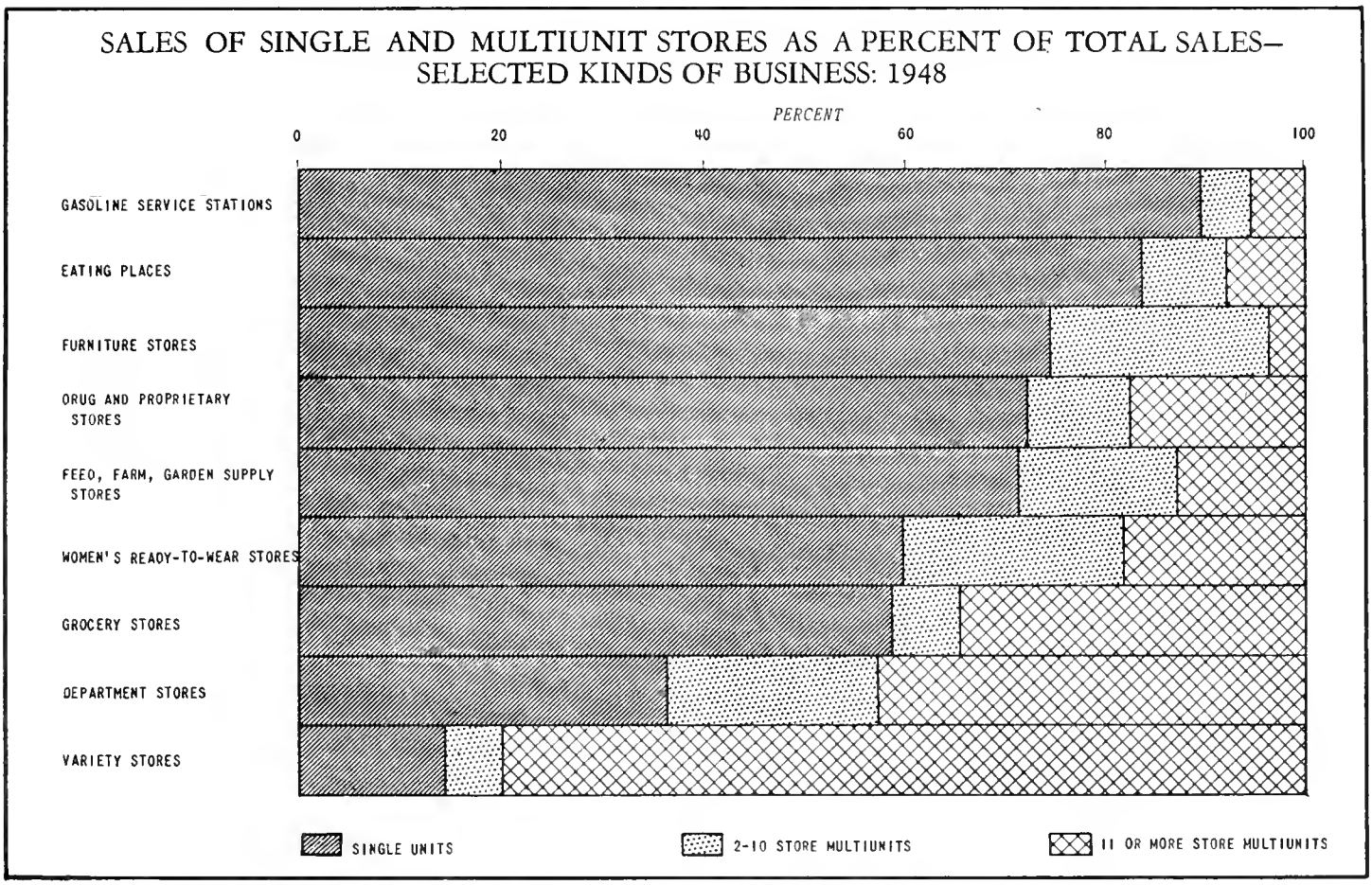

was not wholly due to the drop in the number of firms in this field. An examination of the stores and sales data for 84 identical firms as reported in the 1939 and 1948 censuses reveals that these firms have drastically reduced the number of stores operated by them. (See table K below.)

TABLE K.—STORES AND SALES OF IDENTICAL GROCERY FIRMS—UNITED STATES: 1948 AND 1939

Kind of business and number of stores operated in 1948	Firms (number)	Stores (number)		Sales, entire year (thousand dollars)		Percent change 1939–48	
		1948	1939	1948	1939	Stores	Sales
Firms primarily operating grocery stores, without fresh meat, total	20	1,290	1,890	184,889	66,528	−32	178
Firms with 26–75 stores	17	616	801	111,387	34,021	−23	227
Firms with 76 or more stores	3	674	1,089	73,502	32,567	−38	126
Firms primarily operating grocery stores, with fresh meat, total	64	18,346	30,008	6,979,888	2,129,377	−39	228
Firms with 26–75 stores	41	1,578	1,769	519,060	150,472	−11	245
Firms with 76 or more stores	23	17,768	28,239	6,460,828	1,978,905	−41	227

This table includes data only for those firms which had 26 or more stores in 1939 and which were still active in 1948. The average number of stores operated by the 23 firms in the category "grocery stores, with fresh meat," was 1,228 in 1939. By 1948, these same 23 firms had reduced the number of stores operated to approximately 730 apiece.

Warehouses, administrative offices, other auxiliary units.—The operators of warehouses belonging to retail multiunit organizations and servicing the stores of the organizations; the central administrative and buying offices of such organizations; and operations such as central garages, laundries, etc., are closely related to retail trade, and statistics on the activities of these units are included with the statistics on retail stores, although separately identified.

In the 1948 Census of Business, 850 firms reported separate information on 1,080 warehouses servicing the retail stores of these firms. These warehouses reported sales and billings of $9,090,871,000 of which $8,945,663,000 were billings to their own stores and $145,208,000 consisted of sales to other companies. In addition, data on 697 administrative offices and other auxiliary units were reported separately by 611 firms. Administrative offices accounted for 606 of these units.

These 1,777 warehouses, administrative offices, and

other auxiliary units did not represent all such units servicing stores of retail multiunit organizations. In many cases the warehouse, administrative office, or some other auxiliary activity for a multiunit organization was a part of or close to one of the stores of the organization; and the information was included with the Census of Business report for that particular store. The firms in many cases were unable to provide separate information for the store and for the auxiliary function.

Types of Operation

Cooperatives.—Retail cooperatives had sales of $1,066,841,000 in 1948, an average of $242,000 for each of the 4,398 cooperative stores. Nearly one-half of these stores and almost three-quarters of their total sales were accounted for by "feed, farm, garden supply stores"; that is, they were "farmer" cooperatives formed primarily to provide farmers with the necessities such as feed, seeds, fertilizer, and other supplies used in running their farms.

There were also 122 farm equipment dealers with 1948 sales of $23,376,000 which could also be placed in the category of "farmer" cooperatives, and it is likely that most of the 820 establishments classified as gasoline service stations were engaged in supplying farmers with gasoline and Diesel oil to be used in running their mechanized farm equipment.

For the most part, the remaining retail cooperatives were engaged in selling "consumer goods," primarily food. There were 494 grocery stores with fresh meat, 151 grocery stores, without fresh meat, and 141 "other food stores." These stores had total sales of close to $140 million. In addition, there were 132 general stores, selling considerable food, and 83 eating and drinking places.

The term "farmer" cooperative, as used above, refers to cooperatives primarily owned by farmers. The method of operation of "farmer" and "nonfarmer" cooperatives does not differ basically.

Mail-order houses.—Sales by mail-order houses in 1948 totaled $1,485,352,000. These sales were made by 880 establishments. However, the bulk of the mail-order-house sales were made by 22 establishments. Because of the similarity of their merchandise departments to those of department stores, they were classified as department stores. The total sales of these mail-order department stores amounted to $1,249,351,000, an average of approximately $57 million per store.

Other kinds of business accounting for sizable sales through mail-order houses were dry goods, general merchandise stores with sales of $51 million; women's ready-to-wear stores, $26 million; feed, farm, garden supply stores, $19 million; book, stationery stores, $24 million; and tobacco products stores, $22 million.

Most of the mail-order houses were located in large urban areas. In Census of Business tabulations showing geographic distribution of Retail Trade, they were included in the areas in which they were located. They were not included in the localities from which the mail orders were received.

The statistics on mail-order houses are only for those establishments which were primarily in the mail-order business. There has been a tendency over the last decade for many of the larger stores, particularly in the general merchandise field, to invite mail orders throughout the areas in which their advertising media circulate. Many of these stores also sent out small catalogs, particularly during the holiday seasons. However, the Census Bureau has not attempted to measure the extent of this mail-order business by stores for which mail-order sales did not represent the major source of receipts.

Direct selling organizations.—Direct selling (house-to-house) organizations had sales of $634,763,000 during 1948. Sales offices of these organizations numbered 3,451. The sales of these organizations were concentrated in four merchandise groups, namely, organizations primarily selling home furnishings such as brushes and cooking utensils, with total sales of $162 million; organizations selling appliances such as vacuum cleaners, etc., with sales of $122 million; organizations selling food products, with sales of $113 million; and organizations selling books and magazines by direct solicitation, with sales of $104 million. Milk dealers who made door-to-door deliveries and bakeries which sold house-to-house were, for census purposes, not considered to be direct selling organizations.

Merchandise vending machine operators.—Sales of merchandise vending machine operators, whose primary source of receipts was from the sales of merchandise through coin-operated vending machines which they had placed in other businesses, office buildings, or institutions, amounted to $200 million.

The 1948 Business Census was the first time that the Census Bureau collected information on this type of merchandising. In 1939, although some merchandise was being sold through vending machines, there was comparatively little interest in compiling separate statistics pertaining to its sale. By 1948, the number of machines accessible to the buying public had mushroomed, and some measure of the volume of merchandise sales by this method was deemed necessary. This method of merchandising is still in a period of expansion. The 1948 sales total represents a transitional point in the growth of the industry.

Several of the larger companies in the merchandise vending machine field sell both through vending machines and through concessions located mostly in motion-picture theaters. The Census Bureau obtained separate reports for the vending machine operations of these companies and only these data are included in the $200 million sales figure. The sales of merchandise through concessions owned by these companies is not included in this figure.

The total sales does not include the receipts of vending machines owned and operated by soft drink bottling companies. The plants of these companies were outside the scope of the Census of Business. Neither does the total include receipts of machines individually owned and operated by the establishment in which the machine is located. In cases such as these, the receipts of the machines were included in the total receipts of the establishments owning the machines.

Retail leased departments in retail stores.—In 1948 there were 20,922 retail leased departments located in 13,626 retail stores. These leased departments had total sales of $831,978,000, almost 8 percent of the total sales of the stores in which they were located.

These leased departments were not counted as separate establishments but the data relating to them were included with the reports of the retail stores in which they were operated. While the lessee owns the merchandise in his department, his merchandising policies are integrated with those of the main store. The main store usually provides services such as credit, delivery, heat, power, and protection. Thus, a main store with one or more leased departments was regarded as a single store.

In the 1948 Census, a consolidated report of leased departments and the main store was obtained. The enumerator also obtained a complete listing of each leased department in the main store. This listing of leased departments is the basis of the leased department statistics in these tabulations.

In the 1939 Census of Business the enumeration procedure provided for either a report from the main store consolidating the leased department and the main store, or a separate report from the lessee for the leased department when the main store was unable to supply the information. When a separate report for a leased department was obtained it was counted as a separate establishment. The 1939 data on leased departments include only information for those reported separately.

Legal Form of Organization (Table 6A to 6F)

More than two-thirds (1,231,127) of all retail stores in 1948 were owned by individual proprietors. However, they accounted for only one third ($44,813,592,000) of all sales. The average size of these stores, in terms of 1948 dollar sales, was about $36,000.

Another 322,223 stores, with total sales of $23,422,224,000, were legal partnerships; that is, they each had two or more proprietors. These stores, on the whole, were twice as large as the stores with only one proprietor, their average sales size being about $73,000.

There were only 210,608 stores which were organized as corporations or were owned by corporations. However, sales of these stores totaled $61,203,213,000, almost 47 percent of all retail sales, or about $291,000 for each store.

TABLE L.—LEGAL FORM OF ORGANIZATION—UNITED STATES: 1948

Legal form of organization	Stores		Sales, entire year		Average sales size of store (dollars)
	Number	Percent of total	Amount (thousand dollars)	Percent of total	
Total, all stores	1,769,540	100	130,520,548	100	74,000
Individual proprietorships	1,231,127	70	44,813,592	34	36,000
Partnerships	322,223	18	23,422,224	18	73,000
Corporations	210,608	12	61,203,213	47	291,000
State, county, or municipal liquor stores	2,528	(1)	770,527	1	305,000
Other legal forms	3,054	(1)	310,992	(1)	102,000

[1] Less than 0.5 percent.

The 210,608 stores classified as "Corporations," included most of the 4,398 stores of retail cooperatives. Nearly all the stores in this category were incorporated, most of them under the various State cooperative association laws, but many of them under the regular State corporation laws, particularly in those States which do not have cooperative association laws. The few cooperatives not incorporated under any law were included in the "Other legal forms" group.

"State, county, or municipal stores," numbering 2,528, were all "liquor stores." Although there are a few examples of municipal operation of retail stores in other kinds of business, these stores have been included in the "Other legal forms" category, which also includes other miscellaneous ownership types such as estates, receiverships, etc.

KIND OF BUSINESS

Although most retail stores were either individual proprietorships or partnerships, there were a few kinds of business in which the corporate form of organization predominated. Almost all department stores were operated by corporations; and an unusually high proportion of shoe stores, women's ready-to-wear stores, motor-vehicle dealers, and lumber yards were similarly organized. The kinds of business which had an unusually high proportion of stores belonging to corporations, were, in general, those kinds of business in which the average sales volume was high, or those in which a large proportion of the stores were operated by multiunit organizations.

COMPARISON WITH 1939

The only significant change in the distribution pattern of retail stores by legal form of organization between 1939 and 1948 was in stores operated by individual proprietorships and by two or more partners. Over the decade there has been a decrease in the proportion of stores owned by individual proprietors and a corresponding increase in the proportion of stores operated by partnerships. There were similar changes in the proportion of sales contributed by these stores. The proportion of corporations and their sales remained unchanged.

TABLE M.—LEGAL FORM OF ORGANIZATION—UNITED STATES: 1948 AND 1939

Legal form of organization	1948		1939		1948		1939	
	Number	Percent of total	Number	Percent of total	Amount (thousand dollars)	Percent of total	Amount (thousand dollars)	Percent of total
Total, all stores	1,769,540	100	1,770,355	100	130,520,548	100	42,041,790	100
Individual proprietorships	1,231,127	70	1,357,403	77	44,813,592	34	16,524,970	39
Partnerships	322,223	18	189,631	11	23,422,221	18	5,198,901	12
Corporations [1]	210,608	12	213,800	12	61,203,213	47	19,955,025	47
State, county, or municipal liquor stores [2]	2,528	(3)	2,618	(3)	770,527	1	249,430	1
Other legal forms	3,054	(3)	6,903	(3)	310,992	(3)	113,464	(3)

[1] 3,230 cooperative associations with total sales of $111,723,000, identified as a separate legal form of organization in 1939, have been combined, in this table, with "corporations" although a few of them may be unincorporated cooperative associations.

[2] State liquor stores were not identified as a separate legal form of organization in 1939 but were included with "other legal forms."

[3] Less than 0.5 percent.

The 1948 "Corporation" classification and the published 1939 data for this legal form of organization are not strictly comparable. The 1948 classification included those retail cooperatives which were incorporated under State cooperative association laws, while the few nonincorporated cooperative associations were included with "Other legal forms." In 1939 "cooperative association" was a separately identified legal form of organization, and no attempt was made to distinguish between those which were incorporated and those which were not. However, as nearly all of the 3,230 stores classified as "cooperative associations" in 1939 were incorporated, by combining data for them with those for corporations, the resulting total, shown in table M, above, is closely comparable to the 1948 figures for corporations.

Personnel and Pay Roll in Retail Trade

Nearly 10,000,000 persons were employed full time or part time in retail stores and in warehouses and other auxiliary units of retail multiunit organizations in the United States in November 1948. Of the total, 7,083,315 or 72.6 percent, were paid employees. The remaining 27.4 percent consisted of 1,742,046 active proprietors and 930,546 unpaid family workers. Of the 7 million paid employees, 165,254, or 2.3 percent, were employed in warehouses, administrative offices, and other auxiliary units of retail multiunit organizations.

There has been a substantial increase in the number of persons engaged in Retail Trade since 1929. Table N, below, presents data for the three census years, 1948, 1939, and 1929.

TABLE N.—RETAIL TRADE PERSONNEL: 1948, 1939, AND 1929

Census year	Paid personnel				Self-employed	
	Warehouses and other auxiliary units		Retail stores		Active proprietors	Unpaid family workers
	Total	Full work week	Total	Full work week		
1948	165,254	156,769	6,918,061	5,608,398	1,742,046	930,546
1939	111,335	(1)	4,600,217	3,730,932	1,613,673	923,878
1929	(1)	(1)	4,286,516	3,729,442	1,434,704	(1)

[1] Not available.

The increase in paid personnel was consistent throughout the whole United States, even in the New England, Middle Atlantic, East North Central, and West North Central Divisions where the number of retail stores had decreased during the decade. The largest increase occurred in the East North Central Division, from 1,085,879 paid employees in 1939 to 1,549,997 in 1948, despite the decrease in stores from 364,508 to 350,319 over the same period.

With some minor exceptions, all kinds of business shared in the increased employment. The kinds of business which showed a decrease in the number of paid employees were those which appear to be disappearing as a result of the changing pattern of retail distribution. Some examples are "grocery stores, without fresh meat"; "meat markets"; "fruit stores, vegetable markets"; "general stores"; "millinery stores"; and "hosiery stores."

From 1929 to 1939 there was a shift in retail employment from stores specializing in durable goods to the nondurable goods type, such as filling stations and eating and drinking places. However, by 1948, except for eating and drinking places, that trend appeared to have been reversed. Table O, above, presents the percentage of paid employment in retail trade contributed

TABLE O.—PERCENT OF TOTAL PAID EMPLOYEES IN RETAIL TRADE, BY KIND-OF-BUSINESS GROUP: 1948, 1939, AND 1929

Kind-of-business group	Percent of total paid employees [1]		
	1948	1939	1929
Total	100.0	100.0	100.0
Food group	14.5	16.9	16.5
Eating and drinking places	19.3	17.2	10.9
General stores	0.6	1.3	3.1
General merchandise group	19.5	20.0	19.0
Apparel group	8.5	8.7	9.2
Furniture, furnishings, appliance group	5.4	4.6	6.2
Automotive group	9.2	8.3	9.6
Gasoline service stations	4.1	5.1	3.4
Lumber, building, hardware group	6.9	5.3	7.5
Drug and proprietary stores	4.1	4.0	4.1
Liquor stores	0.8	0.6	
Second-hand stores	0.3	0.5	0.4
Other retail stores	6.8	7.5	10.1

[1] 1948 and 1939 data are based on November employment. 1929 data are based on the average employment for the year.

by each kind-of-business group during the three census years, 1948, 1939, and 1929. As in 1939 and 1929, the stores in the general merchandise group employed more persons than any other group. More than 62 percent of the paid employees in the general merchandise group were employed in department stores.

The retailing of food accounts for a very large proportion of retail employment. In both 1948 and 1939, employment in food stores and eating and drinking places together accounted for 34 percent of the total. With the added employees retailing food and drink in general stores, drug stores, variety stores, department stores, and many cigar stores, it is estimated that about 40 percent of the total paid employees in retail trade are engaged in retailing food and drink.

The largest percentage increases in paid employees between 1939 and 1948 were in eating and drinking places and in such durable goods businesses as furniture stores, household appliance stores, radio stores, motor vehicle dealers, hardware stores, and farm equipment dealers. Paid employment in these trades increased 50 percent or more during the decade.

Total and Full-Time Employees

About 81 percent of all paid employees in November 1948 worked a full workweek. This proportion is about the same as in November 1939, but is smaller than the proportion of such employees in 1929, when 87 percent of the total were on a full workweek basis.

Kinds of business in which the proportion of full workweek employees was considerably less than the average for all kinds of business were "grocery stores, with fresh meat," 72 percent; "dry goods, general merchandise stores," 74 percent; and "variety stores," 58 percent.

For census purposes a full workweek employee was one who for a typical pay period was paid for working at least the number of hours typically worked by employees of the working establishment. Thus employees of establishments which were normally open only part of the day, such as candy, nut, confectionery stands in theaters, were considered to be full workweek employees.

Self-Employment

A review of employment in retail trade should take into account data on proprietors and unpaid family workers. In November 1948, more than one-quarter of store personnel consisted of 1,742,046 proprietors, who were active either full- or part-time during the month, and 930,546 members of the families of proprietors who worked in the stores during November but were paid no stipulated wage or salary.

Retail Pay Roll

The annual Retail Trade pay roll in 1948 amounted to more than $14 billion. This included $618,162,000 in warehouses and other auxiliary units of retail multiunit organizations, and $13,567,997,000 in retail stores.

For all Retail Trade, pay roll constituted approximately 10 percent of the sales dollar. However, this ratio varied considerably among kinds of business. In general, in those kinds of business which had comparatively few self-employed persons, such as department stores and lumber yards, pay roll accounted for a larger portion of the sales dollar. Similarly pay roll was comparatively high in kinds of business, such as bakery products stores and eating and drinking places, where processing on the premises and service were important functions. On the other hand, in those kinds of business where the number of self-employed was relatively high, such as grocery stores and gasoline service stations, the proportion of pay roll to sales was much lower than the average for all retail trade.

Employee Size of Retail Stores

More than one-third of all retail stores had no paid employees for the workweek ended nearest November 15, 1948. However, these stores accounted for less than 9 percent of the total sales of all retail stores during the year. The stores with no paid employees were operated by 1,249,038 self-employed persons during November 1948, an average of about 2 such persons per store.

The "employee size" of retail stores was based on the number of paid employees for the workweek ended nearest November 15, 1948. The "no paid employees" size class includes, therefore, some stores operated on a seasonal basis which were not active in November, and also stores which had no paid employees in November 1948, but which might have had some during another part of the year. This accounts for the annual pay roll of $76 million shown for the "no paid employees" size class.

In contrast to the large number of retail stores with no paid employees, there were only 3,674 stores which reported 100 or more paid employees for the November 15 workweek. These stores, representing only 0.2 percent of all retail stores, accounted for nearly 12 percent of the total retail sales, and 18 percent of the annual retail pay roll. The large retail stores are nearly all corporations, so that the number of self-employed personnel is negligible. Department stores accounted for 1,211 of these large stores and variety stores another 516. However, the average department store in this size class employed 634 persons, whereas the average variety store in the class employed only 172 persons.

PERSONNEL OF RETAIL STORES AND AVERAGE SALES PER PERSON—SELECTED KINDS OF BUSINESS: 1948

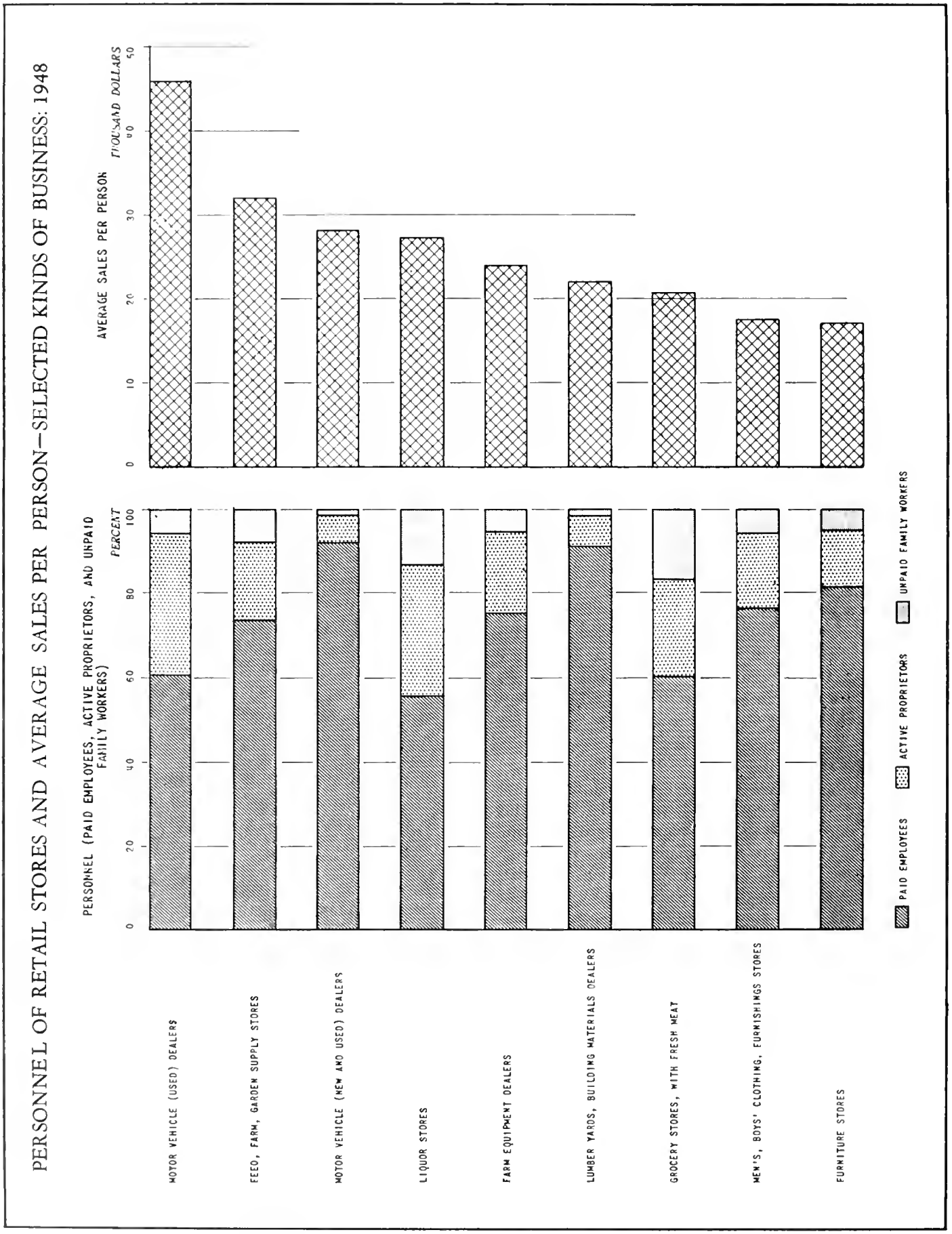

TABLE P.—STORES, SALES, AND PAID EMPLOYEES, BY EMPLOYEE SIZE: 1948 AND 1939

Employee size	1948						1939 [1]					
	Stores		Sales, entire year		Paid employees		Stores		Sales, entire year		Paid employees	
	Number	Percent of total	Amount (million dollars)	Percent of total	Number (thousands)	Percent of total	Number	Percent of total	Amount (million dollars)	Percent of total	Number (thousands)	Percent of total
Total, all stores	1,769,540	100.0	130,521	100.0	6,918	100.0	1,770,355	100.0	42,042	100.0	4,600	100.0
100 paid employees or more	3,674	.2	15,083	11.6	1,221	17.6	2,173	0.1	4,631	11.0	688	15.0
20 to 99 paid employees	46,885	2.6	26,646	20.4	1,667	24.1	27,573	1.6	7,500	17.8	975	21.2
10 to 19 paid employees	84,456	4.8	19,009	14.6	1,118	16.2	50,732	2.9	5,429	12.9	668	14.5
8 or 9 paid employees	46,163	2.6	6,856	5.3	389	5.6	28,446	1.6	1,996	4.8	238	5.2
6 or 7 paid employees	92,956	5.3	10,305	7.9	597	8.6	60,762	3.4	3,244	7.7	388	8.4
4 or 5 paid employees	170,213	9.6	13,721	10.5	754	10.9	121,914	6.9	4,447	10.6	533	11.6
3 paid employees	149,109	8.4	8,927	6.8	447	6.5	122,357	6.9	3,170	7.5	363	7.9
2 paid employees	217,597	12.3	9,811	7.5	435	6.3	201,941	11.4	3,670	8.7	399	8.7
1 paid employee	289,170	16.3	9,021	6.9	289	4.2	401,164	22.6	4,103	9.8	348	7.5
No paid employees	669,317	37.9	11,142	8.5			753,293	42.6	3,852	9.2		

[1] The number of paid employees presented for each size class in 1939 was the average number of paid employees during the year.

COMPARISON WITH PREVIOUS CENSUS

Since 1939 there appears to have been some tendency toward a greater number of stores in the largest employee-size classes and a correspondingly smaller number in the smallest size classes. Some of this apparent trend is probably a result of the different methods of defining employee-size class in the two censuses. In 1939 the employee-size class was based on the average number of paid employees during the year. November employment is usually higher than the yearly average because of high seasonal employment in the last quarter; so that there would have been some shifting toward the higher employee-size classes in 1939 if the November figure had been used as it was in 1948.

PAY ROLL AND EMPLOYMENT FOR SELECTED WORKWEEKS

All stores were requested to report employment and pay-roll data for November 15. However, in order to obtain some measure of seasonal variations in employment in Retail Trade, information on March 15 and July 15 paid employment and weekly pay roll was also obtained from all "large stores and multiunits" and from one in ten of the "small single-unit stores." The sample of retail stores selected to supply this information was the same as that used to obtain other information, such as merchandise line sales, merchandise inventories, and credit. Tables presenting measures of sampling variability of the estimated totals are presented below in "Sampling Reliability of the Estimates." Figures on stores, sales, pay roll, and November 15 employment as presented in the tables on weekly pay roll and employment for selected workweeks are also estimates based on the sample, and differ from figures for November 15 presented elsewhere which are based on a complete count.

With few exceptions, paid employment in November was higher than during the other two periods examined. Many stores at that time were preparing for the holiday season and had already hired the extra personnel to take care of the heavy selling during that season. An important exception to this trend was in eating and drinking places. In these establishments, peak employment was reached during the summer. During that period a large number of seasonal businesses are operated at shore and mountain resorts. Peak employment for fuel, fuel oil dealers, occurred in March rather than November.

In general, summer employment in Retail Trade was higher than in March. However, this did not hold for stores in the general merchandise group and the apparel group. Selling in these kinds of businesses usually drops off during the summer months, and it has become a practice for many stores to close on Saturday during July and August.

TABLE Q.—SEASONAL EMPLOYMENT IN RETAIL TRADE, BY KIND-OF-BUSINESS GROUP: 1948

Kind-of-business group	Average number of paid employees, Mar. 15, July 15, and Nov. 15, 1948		Employment index (average=100)					
			Mar. 15		July 15		Nov. 15	
	Total	Full workweek	Total	Full workweek	Total	Full workweek	Total	Full workweek
United States, total	6,572,434	5,464,963	96	96	99	101	105	103
Food group	974,865	748,220	98	98	100	101	102	101
Eating and drinking places	1,285,151	1,067,573	93	94	104	104	103	103
General stores	42,540	34,910	98	99	100	101	101	100
General merchandise group	1,216,889	936,919	96	96	93	96	111	107
Apparel group	544,906	437,632	99	99	94	96	107	105
Furniture, furnishings, appliance group	365,124	338,912	97	97	100	100	103	103
Automotive group	612,895	588,225	96	96	101	101	103	103
Gasoline service stations	269,279	220,632	94	94	102	103	104	103
Lumber, building, hardware group	463,732	424,715	96	96	102	103	102	102
Drug and proprietary stores	274,399	210,542	97	96	101	103	102	101
Other retail stores	522,654	456,683	99	99	98	99	103	102

Merchandise Inventories (Tables 10A to 10F)

Retail stores reported that the cost of merchandise inventories in the stores at the end of 1948 amounted to nearly $15 billion. In addition, warehouses of retail multiunit organizations, primarily servicing their own retail stores, had almost $600 million worth of merchandise on hand at the same time.

TABLE R.—MERCHANDISE INVENTORIES IN RETAIL STORES AND IN WAREHOUSES OF RETAIL MULTIUNIT ORGANIZATIONS—UNITED STATES: 1948

Type of establishment	Establishments (number)	Sales, entire year (thousand dollars)	Merchandise inventories, at cost, end of year (thousand dollars)
Establishments, total	1,771,080	132,364,800	15,369,967
Warehouses	1,080	[1] 145,208	592,936
Stores	1,770,000	132,219,592	14,777,031

[1] Sales of warehouses of multiunit organizations to other companies. Billings to stores of own company have been omitted.

As used in the Census of Business, the term "inventories" means stocks of goods held for sale in the store, valued at cost. It does not include the value of fixtures or furnishings. In reporting the value of merchandise inventories, dealers were advised that reports based on cost equivalent such as "lower of cost or market" or "last-in first-out (LIFO)" were acceptable. However, reports based on selling prices were not acceptable and had to be adjusted.

Inventories were reported for the beginning and close of the calendar year 1948, except for some businesses which used a fiscal year other than the calendar year for accounting purposes. Data so reported were accepted and included without adjustment. In using the census tables it should be observed that for stores which went into business during 1948, there was a year-end inventory figure included but no beginning-of-year figure. As, by definition, stores which went out of business in 1948 are not covered in this census, the beginning-of-year inventories represent some understatement of total inventories and to that extent are not comparable with end-of-year inventories.

The sample.—"Merchandise inventories" was one of the inquiries in the 1948 Census which was requested from all "large stores and multiunits" and from one in ten of the "small single-unit stores." Estimates for the United States and geographic divisions, based on this sample, are included in the tabulations. Measures of variability due to sampling, between these estimates and figures that could be expected from a complete enumeration, are presented below in the chapter on "Sampling Reliability of the Estimates."

MERCHANDISE INVENTORIES IN SELECTED KINDS OF BUSINESS

Motor vehicle (new and used) dealers.—Despite the heavy demand for new cars during 1948, new car dealers stated that the cost of merchandise inventories on hand at the end of the year amounted to about one and one-half billion dollars. It is not possible to say how much of this represented new cars, and how much represented used cars taken in trade and automotive parts and accessories.

There appeared to be some tendency for the smaller dealers to carry larger inventories in proportion to their sales than the larger dealers. This is illustrated in table S, below.

TABLE S.—MOTOR VEHICLE (NEW AND USED) DEALERS—PROPORTION OF SALES AND MERCHANDISE INVENTORIES, BY SALES SIZE: 1948

Sales size	Percentage of sales, entire year	Percentage of merchandise inventories, end of year
Motor vehicle (new and used) dealers, total	100.0	100.0
Less than $100,000	3.9	6.3
$100,000 to $299,999	21.7	26.7
$300,000 to $499,999	16.7	17.8
$500,000 to $999,999	22.9	21.6
$1,000,000 or more	34.8	27.6

Dealers whose sales were less than $100,000 accounted for about 4 percent of the sales of all new car dealers, but held more than 6 percent of the inventories; whereas the dealers who had annual sales of $1,000,000 or more accounted for more than a third of the total sales of their trade, but held only 28 percent of the inventories at the end of the year.

Inventories for motor vehicle dealers (new and used) showed a sizable increase in volume during the year, from $1,134 million at the beginning of the year, to $1,541 million at the end of the year. This increase (36 percent) in part reflected increasing prices.

Department stores.—The cost of merchandise inventories held in department stores at the end of 1948 amounted to $1,318 million, slightly above the $1,302 million held at the beginning of the year. In many cases, department stores hold merchandise in warehouses located away from the store itself. However, for the most part, the inventories in these warehouses have been included in the report for the store itself.

The ratio of sales to inventory in department stores appeared to be directly correlated to the size of the department store—the larger the store, the higher the ratio.

TABLE T.—DEPARTMENT STORES—RATIO OF SALES TO INVENTORY, BY SALES SIZE: 1948

Sales size	Stores (number)	Sales, entire year (thousand dollars)	Merchandise inventories at cost, end of year (thousand dollars)	Ratio of sales to inventory, at cost
Total, all department stores	2,580	10,644,747	1,317,826	8.1
Stores with annual sales less than $500,000	353	126,158	23,122	5.5
Stores with annual sales of $500,000 to $999,999	679	503,897	83,354	6.0
Stores with annual sales of $1,000,000 or more	1,548	10,014,692	1,211,350	8.3

The apparel group.—Apparel stores held fairly high inventories at the end of 1948 in comparison with their total sales during the year. The group as a whole, which had total sales of nearly $10 billion during the year, had stocks on hand at the end of the year which cost nearly $2 billion. This was about 13 percent more than the cost of goods held at the beginning of the year.

Table U, below, presents 1948 sales and end-of-year inventories for kinds of business specializing in the sale of apparel and accessories. It also differentiates between inventories held by single-unit stores and inventories held by stores of multiunit organizations.

TABLE U.—MERCHANDISE INVENTORIES AT COST, END OF YEAR IN SINGLE AND MULTIUNIT STORES IN THE APPAREL GROUP: 1948

Kind of business	Stores of single-unit organizations			Stores of multiunit organizations		
	Sales, entire year (thousand dollars)	Merchandise inventories at cost, end of year (thousand dollars)	Ratio of sales to inventory, at cost	Sales, entire year (thousand dollars)	Merchandise inventories at cost, end of year (thousand dollars)	Ratio of sales to inventory, at cost
Apparel group	6,056,408	1,288,551	4.7	3,849,086	529,702	7.3
Men's, boys' clothing, furnishings stores	1,598,789	422,790	3.8	576,551	108,994	5.3
Family clothing stores	994,790	224,514	4.4	823,227	120,752	6.8
Women's ready-to-wear stores	2,003,113	285,996	7.0	1,329,133	127,791	10.4
Millinery stores	65,757	6,649	9.9	42,046	1,849	22.7
Other apparel accessory, specialty stores	189,039	40,945	4.6	149,285	16,457	9.1
Shoe stores	625,906	181,989	3.4	846,437	138,412	6.1
All other apparel stores	579,014	125,668	4.6	82,407	15,447	5.3

Inventories in other kinds of business.—Other kinds of business which held large inventories at the end of 1948 were furniture stores with about $753 million worth of merchandise on hand; lumber yards holding inventories which cost about $831 million; hardware stores with goods on their shelves costing $645 million; dry goods, general merchandise stores with inventories of $536 million; and jewelry stores holding goods which cost approximately $461 million.

Warehouse inventories.—The warehouses for which data are presented in tables 7A to 7D are those belonging to retail multiunit organizations. They had a function analogous to wholesale establishments which service retail stores. Tables 7A to 7D do not include data on warehouses used by stores as supplemental storage space for their merchandise. Data for such storage warehouses were included with the stores for which they provided supplemental storage.

Warehouses of retail multiunit organizations reported that merchandise which cost close to $9 billion was billed to their stores during 1948, and that another $145 million was sold to stores of other companies. At the end of the year these warehouses held merchandise which cost $592,936,000. If the average inventory during 1948 remained approximately at this level, it would indicate a turnover during the year of about 15. However, two-thirds of the sales and billings during the year were made by warehouses belonging to organizations operating food stores. These same warehouses held less than half of the inventories in warehouses at the end of the year. Thus they were an important factor in the high turnover rate in such establishments.

Beginning- and end-of-year inventories.—The cost of inventories held by all retail stores rose from $12.9 billion to $14.8 billion during 1948, an increase of 15 percent. This increase was general for all kinds of retail business, with the automotive group registering the largest percentage increase. This group increased their inventories from $1.6 billion to $2.1, about 31 percent.

The 15-percent increase in the cost of goods held in stock does not necessarily indicate a corresponding increase in the volume of goods held. The wholesale prices of merchandise varied during the year, and, except for food, the general tendency was for the wholesale commodity prices to increase between January 1948 and December 1948. Thus, for kinds of business other than those in the food group, the increase in the physical volume of inventories between the beginning and end of 1948 was probably somewhat less than the increase in the cost of the goods held in stock. The exclusion of beginning-of-year inventories for stores which went out of business before the close of 1948 had a negligible effect on this increase.

Comparisons with previous years.—Table V, below, presents total sales and end-of-year inventories for the three census years 1948, 1939, and 1929. In the comparison of inventories in these years, the data are adjusted for price and cost differences.

TABLE V.—SALES-INVENTORY RATIOS: 1948, 1939, AND 1929

Census year	Sales, entire year (thousand dollars)	Sales adjusted to base year (1935–39 average) (billion dollars)[1]	Merchandise inventories at cost		Ratio of sales to inventories (adjusted)
			Actual (thousand dollars)	Adjusted to base year (1935–39 average) (billion dollars)[2]	
1948	132,219,592	68.6	14,777,031	7.5	9.1
1939	42,041,790	42.5	5,116,583	5.2	8.2
1929	48,329,652	40.0	7,199,656	6.2	6.5

[1] U. S. Department of Commerce retail commodity price index.
[2] U. S. Department of Labor wholesale commodity index.

Credit Sales and Balances Due (Tables 11A to 11H)

Cash and Credit Sales

Credit was granted by only one-third of all retail stores in 1948. However, those stores accounted for 57 percent of the retail sales volume. Sales for cash in the credit stores amounted to 32 percent of all retail sales, so that cash sales in both credit and cash stores accounted for 75 percent of all the total sales volume. The remaining 25 percent represented credit sales, nearly three-quarters of which were charge or open account sales, and the remainder installment sales. Table W, below, summarizes these data for the United States.

Table W.—Analysis of Cash and Credit Sales—United States: 1948

Credit analysis	Stores		Sales, entire year	
	Number	Percent of total	Amount (thousand dollars)	Percent of total
Retail stores, total	1,770,000	100.0	132,219,592	100.0
Stores analyzing sales	1,638,524	92.6	127,746,705	96.6
Stores not analyzing sales	131,476	7.4	4,472,887	3.4
Stores analyzing sales, total	1,638,524	100.0	127,746,705	100.0
Stores with cash sales only	1,094,010	66.8	54,576,014	42.7
Stores with credit sales, total	544,514	33.2	73,170,691	57.3
Cash sales			40,789,007	32.0
Charge account sales			25,211,889	19.7
Installment sales			7,169,795	5.6

Balances Due

Retail stores which reported charge account sales of a little more than $25 billion during 1948 had nearly $4 billion in unpaid balances on their books at the end of 1948. This would indicate that, on the average, purchases made on charge or open accounts were paid for in about 2 months. However, it is possible that this ratio of charge account sales to charge account balances is somewhat distorted by the seasonal character of the December sales. The ratio might differ somewhat if it were taken for a different period.

Retail stores which made sales totaling $7 billion on installment or similar types of plans during 1948 had a total of nearly $2 billion remaining on their books at the end of that year. However, this figure was not the full amount owed at the end of 1948 by purchasers of merchandise on installment plans, since in some transactions, such as motor-vehicle sales, it is customary for the dealer to immediately discount the installment notes.

The Sample

Credit data in the 1948 Census of Business were collected on a sample basis. Estimates, based on the sample, have been compiled at the United States and geographic division levels. Totals for stores and sales based on the sample, differ from figures appearing in other tabulations which are based on reports from all stores enumerated in the census. Measures of variability resulting from sampling are presented below in "Sampling Reliability of the Estimates."

Comparisons With Previous Censuses

Data on cash and credit sales were previously collected in the 1929 and 1939 Business Censuses. However, the basis for selecting respondents differed in those years from the method used in the 1948 census. For 1929 credit data were restricted to cities of more than 10,000 inhabitants and stores having sales of $60,000 or more. Credit information in the 1939 census was requested from all chain stores (stores of firms which had 4 or more retail stores) and all other stores with sales over $20,000.

Table X below, summarizes data on cash and credit sales for the census years 1929, 1939, and 1948. The summary data for 1929 and 1939 are based on the experience of those stores which analyzed their sales, while the 1948 data are based on the estimates computed from the sample.

Table X.—Cash and Credit Sales: 1948, 1939, and 1929

Census year	Total sales	Cash sales	Credit sales	
			Charge account sales	Installment sales
	Percent	*Percent*	*Percent*	*Percent*
1948	100	74.6	19.7	5.6
1939	100	65.8	22.8	11.4
1929	100	65.7	21.3	13.0

Credit Data by Kind of Business

Credit practice in Retail Trade varied from one kind of business to another. In some trades it was practically nonexistent, while in others it was a very important feature. The presence of minor amounts of installment sales in many kinds of business, which usually did not sell merchandise on the installment plan, was probably due to the fact that there were many stores throughout the country which sold a heterogeneous group of commodities.

Credit in food stores.—Nearly all sales in food stores involving credit were made on charge accounts. As indicated in table Y, below, 43 percent of the grocery stores with fresh meat, accounting for about one-third of the total sales of such stores, had charge account customers. However, about three-quarters of the sales of these credit stores were cash sales.

Credit in grocery stores was confined almost entirely to single-unit stores. Of all "combination" stores (grocery stores with fresh meat) granting credit, 94 percent were operated by individuals or companies which operated no other grocery stores.

CHARGE ACCOUNT SALES AND BALANCES DUE ON CHARGE ACCOUNTS—UNITED STATES: 1948

SELECTED KINDS OF BUSINESS

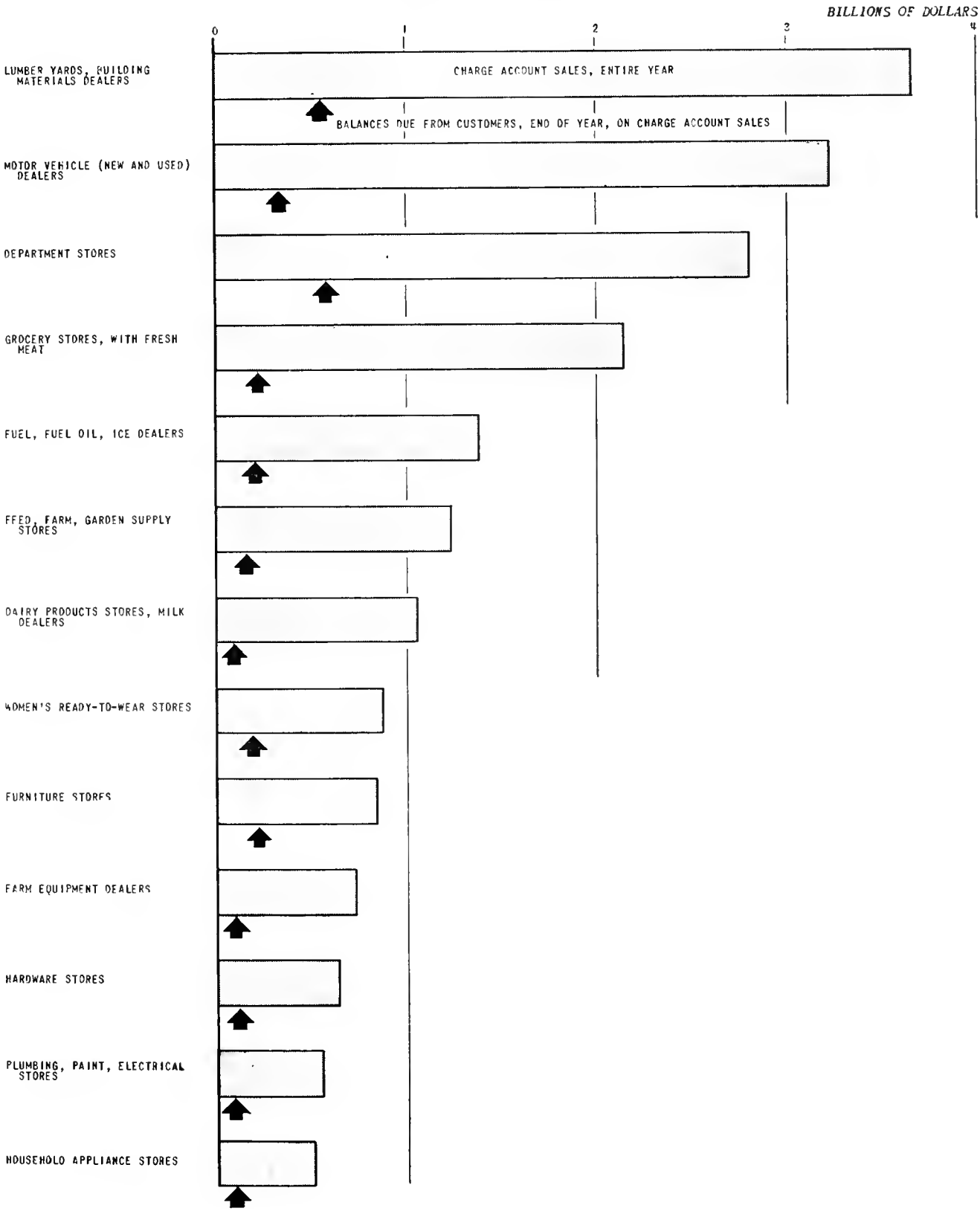

CREDIT EXPERIENCE OF RETAIL STORES, SELECTED KINDS OF BUSINESS—UNITED STATES: 1948

STORES ANALYZING SALES IN EACH KIND OF BUSINESS = 100 PERCENT

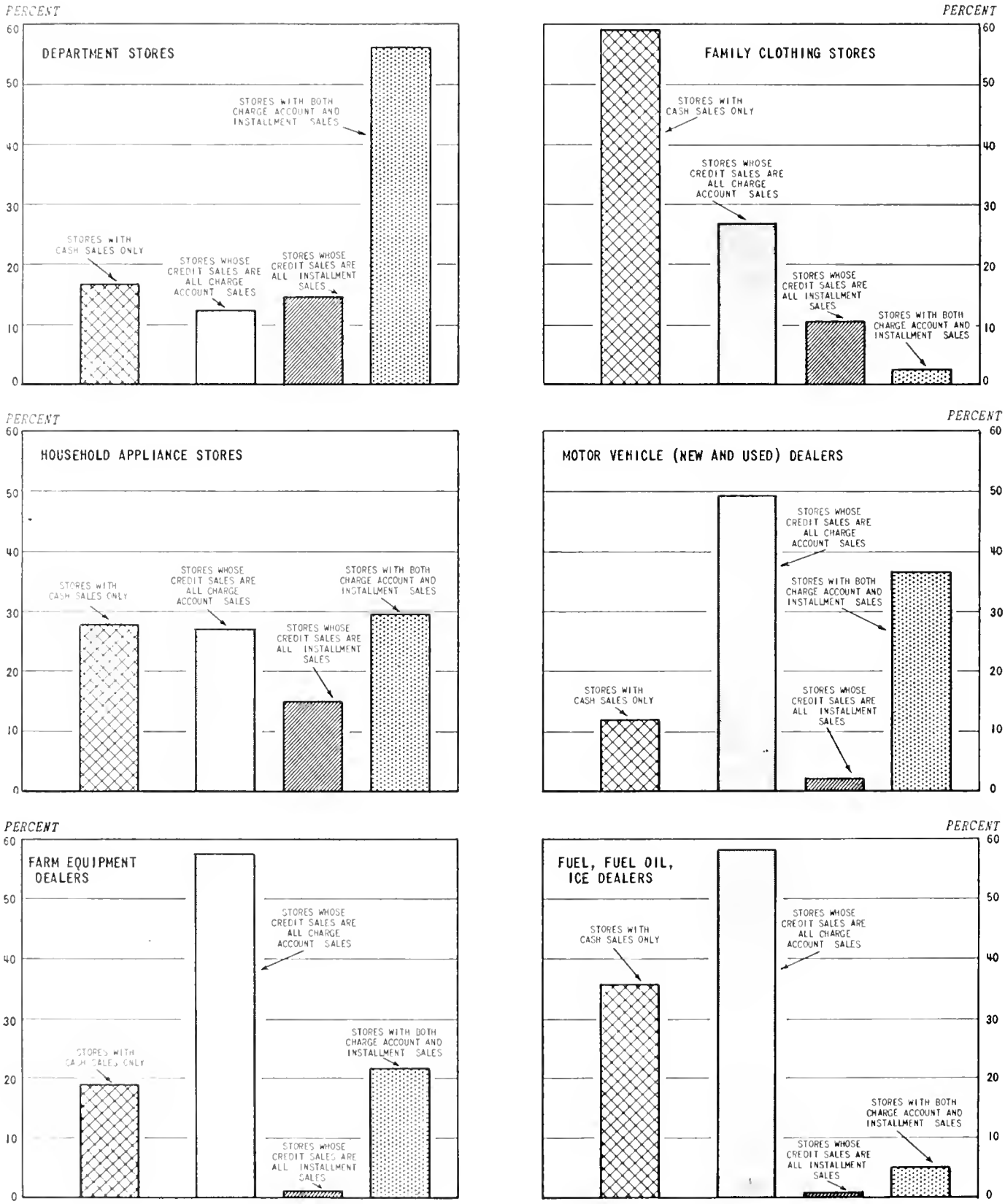

TABLE Y.—CASH AND CREDIT IN GROCERY STORES, WITH FRESH MEAT: 1948

Credit analysis	Total		Single units		Multiunits	
	Stores	Sales, entire year	Stores	Sales, entire year	Stores	Sales, entire year
	Percent	*Percent*	*Percent*	*Percent*	*Percent*	*Percent*
Total all stores	100.0	100.0	89.3	54.7	10.7	45.3
Stores with cash sales only	57.0	65.4	85.8	44.4	14.2	55.6
Stores with credit sales, total	43.0	34.6	93.9	74.0	6.1	26.0
Cash sales	(1)	24.1	(1)	66.0	(1)	34.0
Credit sales	(1)	10.5	(1)	92.5	(1)	7.5

[1] Not applicable.

More than one-half of the sales of the stores in the kind-of-business class "dairy products stores, milk dealers" were charge account sales. Most of these sales were made by milk dealers, who collect weekly or monthly from their customers for the products delivered during the previous week or month.

Credit in department stores.—About 40 percent of the sales of department stores were made on credit. Approximately two-thirds of this total were charge account sales and the remainder installment sales. Included as installment sales were sales made under the various types of budget-payment plans which were used in many department stores.

Of the 2,573 department stores which provided credit information, only 430 stated that they did not make sales on credit. These "all cash" stores accounted for 4 percent of the total sales of department stores. Another 318 department stores indicated that although they allowed charge accounts, they did not make any installment sales. These stores had total sales of a little under $500,000,000 of which about one-half were charge account sales.

Another 379 department stores, with total sales of $2,275 million, reported that all their credit sales were installment sales. These stores had average sales of $6,000,000, and their installment sales averaged about 26 percent of the total. Most department stores, 1,446, had both charge account and installment sales. Of the total sales of $7,415 million made by these stores, 53 percent were cash sales, 34 percent were charge account sales, and 13 percent were installment sales.

Credit in apparel stores.—With the exception of "furriers, fur shops" and "family clothing stores" credit in the apparel group of stores was limited almost entirely to customers with charge or open accounts. About 16 percent of the sales of fur shops, where the individual sales are likely to have a high dollar value, and about 10 percent of the sales of family clothing stores were installment sales.

Fur shops, custom tailors, women's ready-to-wear stores, family clothing stores, and men's, boys' clothing and furnishings stores made a sizable portion of their sales to charge account customers. The sales of shoe stores, on the other hand, were nearly all cash sales.

Credit in furniture stores.—Almost two-thirds of the sales of furniture stores were deferred payment sales. Of the total sales of furniture stores in 1948, 34 percent were made for cash, 25 percent were on charge accounts, and 41 percent were installment sales.

TABLE Z.—CREDIT IN FURNITURE STORES—UNITED STATES: 1948

Sales size	Stores with cash sales only			Stores with credit sales		
	Number	Sales, entire year (thousand dollars)	Average sales per store (thousand dollars)	Number	Sales, entire year (thousand dollars)	Average sales per store (thousand dollars)
Total	5,872	274,845	47	21,978	3,137,176	143
Less than $100,000	5,237	150,437	29	13,226	659,560	50
Percent of total	89	55		60	21	
$100,000 or more	635	124,408	196	8,752	2,477,616	283
Percent of total	11	45		40	79	

Only 8 percent of the sales were made in "all cash" stores. As indicated in table Z, the stores which made no credit sales were in general the smaller stores. About 89 percent of them had 1948 sales of less than $100,000, whereas only 60 percent of the stores granting credit had sales of less than $100,000.

Furniture stores with credit sales were about equally divided among stores where credit sales were all charge account sales, stores where credit sales were all installment sales, and stores which had both charge and installment sales. However, the stores in the first group were, on the whole, considerably smaller than those in the second and third groups.

TABLE AA.—FURNITURE STORES, WITH CREDIT SALES: 1948

Credit type	Stores (number)	Sales, entire year (thousand dollars)	Average sales per store (thousand dollars)
Stores analyzing sales, total	27,850	3,412,021	123
Stores with all cash sales	5,872	274,845	47
Stores with credit sales, total	21,978	3,137,176	143
Credit sales all charge accounts	7,418	699,291	94
Credit sales all installment	6,999	1,035,067	148
Both charge account and installment	7,561	1,402,818	186

Of the 5,872 furniture stores which indicated that they made no credit sales, 5,498 were owned by individuals or companies who owned no other furniture stores. Only 374 "cash" furniture stores were owned by organizations operating 2 or more furniture stores. On the other hand, 3,298 furniture stores of multiunit organizations were reported as granting credit. These stores represented 15 percent of all stores in this category.

The credit pattern in kinds of business closely allied to the furniture field, such as "floor covering, drapery stores," and "other home furnishing stores," differed from that in "furniture stores." In "floor covering, drapery stores," although 44 percent of the total sales were made on credit, the bulk of these sales were charge account sales. About one-third of their sales were made in stores which did not make credit sales. However, in "other home furnishing stores," which includes stores

selling primarily china, glassware, metalware, housewares, shades, blinds, awnings, etc., approximately 24 percent of the total sales were installment sales, while 17 percent were charge account sales.

Credit in household appliance stores, radio stores.—About one-half of the sales of "household appliance stores," which sell primarily vacuum cleaners, refrigerators, washing machines, etc., were credit sales. These credit sales were about evenly divided between charge account sales and installment sales. Only 14 percent of the sales were made in stores which had no credit sales in 1948.

On the other hand, 30 percent of the sales of "radio stores" were accounted for by "all cash" stores, and another 40 percent were cash sales made in stores which granted credit. Charge account sales and installment sales in radio stores were each 15 percent of the total sales of such stores.

Credit by motor vehicle dealers.—The credit pattern of retail motor vehicle dealers reflects to some extent the practice in these trades of immediately discounting credit paper with finance agencies set up for the purpose. Although dealers were instructed to report as installment sales, any transactions made on an installment basis with the customers, even though the credit paper was immediately discounted by the dealer, review of census reports after completion of the census indicates that this instruction was not followed uniformly. Therefore, the 9 percent of the sales of new car dealers reported as installment is undoubtedly an understatement of the true proportion for this trade.

Credit by lumber yards, building materials dealers.—Nearly three-quarters of the sales of lumber yards, building materials dealers were made on credit, the highest proportion for any kind of business during 1948. Practically all of these credit sales were reported as charge or open account sales, only one percent of the total sales of these dealers being reported as installment sales.

Lumber yards, building materials dealers who made no credit sales accounted for only 5 percent of the total sales. The average sales of these establishments during 1948 was about $78,000, compared with the $217,000 average sales of the dealers who granted credit during 1948.

Credit in other kinds of business.—Other kinds of business in which credit transactions were important were plumbing, paint, electrical stores with nearly one-half of their sales made on charge accounts; fuel, fuel oil, ice dealers whose customers charged about 58 percent of the sales; jewelry stores, where installment sales accounted for 24 percent, and charge account sales another 21 percent; book, stationery stores in which deferred payment sales accounted for 58 percent of the total sales; florists, with 41 percent of their sales charge account sales; and music stores, where installment sales (for such items as pianos and other musical instruments) accounted for 28 percent of the total sales, and charge account sales for 18 percent.

Area Variations

There appears to be considerable variation in the proportion of credit sales to total sales in different parts of the country. For example, credit sales in department stores in the Boston Metropolitan Area accounted for about 42 percent of the total sales of department stores in that area; while in the Chicago Metropolitan Area credit sales in department stores accounted for only 32 percent of the total. There were similar wide ranges in the proportion of credit sales to total sales in other kinds of business.

Merchandise Line Sales

Sales of each kind of business included in the 1948 census, with the exception of a few minor classifications, have been analyzed by merchandise lines and presented for the United States. Statistics for geographic divisions, States, and the 90 largest standard metropolitan areas also are presented.

The merchandise line data are arranged in nine sets of tables corresponding to broad kind-of-business groups used throughout the census. The nine sets are:

Food Group—Tables 16A to 16F.
Eating and Drinking Places—Tables 17A to 17E.
General Merchandise Group, General Stores—Tables 18A to 18E.
Apparel Group—Tables 19A to 19E.
Furniture, Furnishings, Appliance Group—Tables 20A to 20E.
Automotive Group, Gasoline Service Stations—Tables 21A to 21H.
Lumber, Building, Hardware Group—Tables 22A to 22E.
Drug and Proprietary Stores—Tables 23A to 23M.
Miscellaneous Kinds of Business—Tables 24A to 24E.

The kinds of business for which no merchandise line data are presented are "other food stores"; "children's, juveniles' shoe stores"; "other apparel stores"; "other second-hand stores"; and "all other retail stores." The total sales of the stores in these five kinds of business accounted for less than 1 percent of the sales of all retail stores.

The Sample

"Merchandise line sales" was one of the items in the 1948 census for which information was requested from "all large stores and multiunits" and from one in ten of the "small single-unit stores." Estimates for the United States and geographic divisions, based on this sample, are included in the tabulations. Measures of variability due to sampling, between these estimates and figures that could be expected from a complete enumeration, are presented below in "Sampling Reliability of the Estimates."

Merchandise Line Patterns

Merchandise lines are groups of related commodities or commodities grouped on a departmental basis which were established, for census purposes, in consultation

with representatives of trade organizations, market research groups, statistical organizations, and others. Twenty-six sets of merchandise lines referred to as "patterns" were developed, one for each group of related kinds of business, to fit the departmental organization and the records of reporting stores. This made it possible for the great majority of stores to report their sales by merchandise line.

In classifying sales by merchandise line, a specified commodity item may be grouped differently in different patterns. For example, the item "canned foods" is part of the merchandise line "canned goods, other groceries" in the pattern used for the kind of business "grocery stores, without fresh meat." However, in the pattern used for "candy, nut, confectionery stores," it is part of the merchandise line "canned foods, beverages, other foods." Similarly, the item "phonograph records" is a separate merchandise line in the pattern used for "radio stores"; whereas in the pattern used for "department stores," it is part of the merchandise line "radios, phonographs, television sets, records, etc."

There may also be individual differences in departmental organization of stores in the same kind of business which could occasionally lead to reporting sales of the same commodity in different merchandise lines. For example, one furniture store may include sales of electric light bulbs in the merchandise line for lamps and shades because they are sold in that department, whereas another furniture store may include the same item under "housewares (including electric)."

The 26 reporting patterns for the kinds of business for which merchandise line sales data are presented are shown in appendix G. Column 2 of the table lists the kinds of business in each chapter for which data for the indicated merchandise lines are published. References should be made to columns 3 and 4 for other chapters and kinds of business in which data for related merchandise lines appear. For merchandise lines shown in column 1 without an asterisk, the column 2 and 4 references cover all kinds of business for which data for the specified line or a related line are published. For merchandise lines shown in column 1 with an asterisk, reference should be made to the chapters listed in column 3 for a complete list of kinds of business for which data for the specified line or a related line are published.

Limitations in Reporting Sales by Merchandise Line

In general, reports on merchandise line sales were based on departmental, "cash register," or other available records maintained by the stores. Stores that maintained only limited records and those whose departmental sales groupings differed from descriptions on the questionnaire were asked to report on the basis of the best possible approximations. A particular item of merchandise may not have been included, in all cases, in the same merchandise line by different stores because of variations in departmental organizations. There probably is a tendency for sales of those merchandise lines which were a predominant part of the sales of a store to include sales of secondary lines, resulting in overstatement of primary lines and understatement of secondary lines.

There were comparatively few stores of those requested to report which failed to provide merchandise line sales analysis. Table BB below, shows the proportion of stores and total sales of each major kind of business group for which estimates of merchandise line sales are presented in the United States tabulations.

Table BB.—Percentage of Stores and Sales in the Merchandise Line Sales Tabulations—United States: 1948

Kind-of-business group	Percentage analyzing merchandise line sales data	
	Stores	Sales, entire year
United States, total	96.2	97.5
Food group	97.8	97.9
Eating and drinking places	98.0	98.1
General merchandise group, general stores	94.8	98.7
Apparel group	95.0	96.5
Furniture, furnishings, appliance group	96.0	96.2
Automotive group	98.3	99.1
Gasoline service stations	97.5	97.5
Lumber, building, hardware group	97.7	97.6
Drug and proprietary stores	97.3	97.7
Other retail stores	87.5	93.2

Comparability With 1939

In the 1939 Census of Business, commodity data were requested from all "chain" stores (stores of firms which had 4 or more retail stores) and all other stores with sales over $20,000. In addition, for selected kinds of business, those data were collected from and presented separately for stores with less than $20,000 annual sales.

However, in publishing the merchandise line data, only reports where the information on merchandise line sales was completely reported were used. In the 1939 census, data for only 920,575 stores out of a total of 1,404,747 stores which were requested to report merchandise line information were used in the merchandise line sales tabulations.

The reports used in the 1939 tabulation represented 65 percent of the stores requested to report, and 52 percent of all retail stores. However, because of the way in which the stores requested to report merchandise line data were selected, it is not possible to statistically measure the amount of error involved in estimating merchandise line sales data for all stores.

In 1948, on the other hand, only 529,350 stores were requested to report merchandise line sales data. Nevertheless, because of the introduction of sampling techniques, it was possible to publish with a high and measurable degree of accuracy, merchandise line sales information representing data for 96 percent of all retail stores. Furthermore, because of the smaller number of stores from which merchandise line sales data were requested, it was possible to concentrate enumeration

effort on obtaining more complete reporting than was possible in 1939, and thus to keep the amount of non reporting to a minimum.

Department Stores

Of the 2,580 department stores in 1948, 2,560 provided a departmental breakdown of their sales. The 20 which failed to provide such a breakdown were comparatively small stores averaging $780,000 sales per store, their total sales being $15,610,000 out of a total of $10,644,747,000.

An analysis of sales by departments is presented in table CC below:

Table CC.—Percentage of Sales of Department Stores Accounted for by Major Departments: 1948

Merchandise department	Percent of total of stores analyzing merchandise line sales
Stores analyzing merchandise line sales, total	100.0
Main store, total	89.9
Piece goods and household textiles	6.3
Small wares	6.2
Women's and misses' ready-to-wear accessories	16.0
Women's and misses' ready-to-wear apparel	14.2
Men's and boys' wear	11.1
Home furnishings	21.7
Miscellaneous merchandise departments	14.4
Basement store	7.0
Other sales	3.1

The "basement store" of a department store is defined as "lower-price" departments of which there are counterparts at higher prices in the main store. A great many department stores had departments located in the basement of their buildings, but only a part of them could be classified as "basement stores." Basement stores in 1948 accounted for 7 percent of the total sales of all department stores.

Women's ready-to-wear apparel and accessories constituted the principal merchandise group of the sales of department stores. They accounted for 30 percent of the total, whereas men's and boys' wear accounted for only 11 percent. Nearly 22 percent of the sales were made in departments selling home furnishings, while the piece goods and household textile departments and the small wares departments each accounted for 6 percent of the total. Only about one-fifth of the department stores operated a restaurant or a fountain. These eating facilities accounted for 1.5 percent of the total sales.

Dry Goods, General Merchandise Stores

More than half of the sales of "dry goods, general merchandise stores" was in the apparel and accessories field. "Women's, girls', infants' apparel and accessories" accounted for 26 percent of the total; "men's, boys' clothing and furnishings" for 20 percent; and "shoe and rubber footwear" for another 8 percent. The only other important merchandise line was "dry goods, bedding, needlework, notions, etc.," accounting for 25 percent of the total sales.

Many of the "dry goods, general merchandise stores" sold lines of merchandise similar to "department stores," but did not meet the requirement of normally employing 25 or more persons, and therefore could not be classified as department stores.

Variety Stores

As the name implies, these stores sell a great variety of lines, with no line dominating. Clothing and accessories of all kinds accounted for 22 percent of the total sales; the notions and small wares line for 10 percent; and the dry goods and domestics line and toys, games, books each accounted for 9 percent.

The demarkation line between the small "dry goods, general merchandise stores" and the independent "variety stores" is not well defined. The lines of merchandise sold by many of the stores which call themselves "variety stores" or "5 and 10 cent stores" etc., are very similar to the lines sold by many stores, particularly in rural areas, which call themselves "general merchandise stores," or "dry goods stores," etc.

Drug Stores

Drug store prescription sales amounted to 13 percent of all sales for drug stores with fountains and 23 percent for those not operating fountains.

For the first time in a Census of Business, these stores were requested to report data on the number of prescriptions sold and refilled, the dollar sales of such prescriptions, and the number of registered pharmacists working in the stores. An estimate of the number of prescriptions sold is presented for stores representing about 88 percent of all drug stores. It is estimated that this 88 percent sold 306,736,000 prescriptions, valued at $549,038,000, an average of approximately $1.79 per prescription.

The information on registered pharmacists presented represents data from about 95 percent of all drug stores. An estimated total of 77,496 registered pharmacists were active in these stores on or about December 15. This count includes proprietors who were registered pharmacists as well as registered pharmacists who were paid employees. Only 9 percent of all drug stores had 3 or more full-time pharmacists.

Motor Vehicle Dealers

The 43,642 new car dealers who provided a merchandise line sales analysis stated that they sold 3,600,000 new cars during 1948. In addition, an appreciable number of new passenger cars, over 20,000, was sold by farm equipment dealers. New car dealers also sold 2,916,000 used cars, more than 802,000 new trucks, and nearly 282,000 used trucks. However, the number of trucks sold by retailers does not represent the major part of truck sales in 1948, since dealers whose primary source of receipts was from the sale of trucks were classified in Wholesale Trade rather than in Retail Trade.

Table DD, below, presents sales of new and used cars and new and used trucks by motor vehicle dealers and by farm equipment dealers. The average price paid for a new passenger car in 1948 was $2,001, while the average price of a used passenger car was $936.

TABLE DD.—CARS AND TRUCKS SOLD BY MOTOR VEHICLE DEALERS AND FARM EQUIPMENT DEALERS—UNITED STATES: 1948

Kind of business and type of vehicle	Vehicle sales		Average price per vehicle (dollars)
	Number	Amount (thousand dollars)	
New passenger cars, total	3,620,533	7,245,448	2,001
New trucks, total	839,834	1,573,488	1,874
Used passenger cars, total	5,523,164	5,170,896	936
Used trucks, total	386,440	329,190	852
Motor vehicle (new and used) dealers:			
New passenger cars	3,600,337	7,204,178	2,001
New trucks	802,401	1,490,785	1,858
Used passenger cars	2,916,220	2,927,733	1,004
Used trucks	281,666	240,782	855
Motor vehicle (used) dealers:			
Used passenger cars	2,592,915	2,230,528	860
Used trucks	93,706	78,709	840
Farm equipment dealers:			
New passenger cars	20,196	41,270	2,043
New trucks	37,433	82,703	2,209
Used passenger cars	14,029	12,635	901
Used trucks	11,068	9,699	876

GASOLINE SERVICE STATIONS

Gasoline accounted for more than 70 percent of the sales of establishments classified as gasoline service stations in 1948. This was a reduction from the proportion of such sales in 1939, when gasoline accounted for 75 percent of the sales of gasoline service stations with sales of $20,000 or more each, and 77 percent of the sales of smaller stations.

Sales of gasoline were reported by many retailers classified in business other than gasoline service stations. For example, 27,788 new car dealers and 1,188 used car dealers reported sales of gasoline and lubricants, while 4,332 tire, battery, and accessory dealers reported gasoline sales. "General stores" also reported 12,052 stores selling gasoline, lubricants, and fuel oil, while considerable quantities were sold by establishments, such as "service garages," "tourist courts," etc., classified in Service Trade.

SERVICE RECEIPTS OF RETAIL STORES

Only 14 percent of retail stores stated that part of their receipts resulted from services rendered to customers. Of the total sales and receipts of $38,616,813,000 by these stores, $2,911,514,000, or 8 percent, was for services and the remainder from the sale of merchandise.

981778—52——4

Nearly one-half of the total of all service receipts of retail stores was accounted for by new car dealers. These dealers reported service receipts of $1,365,717,000, practically all for shop or service labor sales. Other kinds of business which reported sizable receipts for services were gasoline service stations, with $302,702,000; farm equipment dealers, with $140,595,000; household appliance stores, $123,047,000; jewelry stores, $119,487,000; and department stores, $112,029,000.

It should be observed that the receipts of service leased departments located in retail stores are not included in the Retail Trade tabulations but have been included with Service Trade.

SALES FOR RESALE

All large stores and multiunits and stores in the sample of small single-unit stores were asked to report the amount of their total sales which were sold to other retailers for resale.

Of all retail stores, only 9 percent reported any sales for resale; 86 percent reported no such sales; while 5 percent failed to answer the inquiry. The stores which said that they made some sales for resale had total sales of $31,359,909,000, of which $3,260,923,000, or 10 percent, were "wholesale" sales.

About one-third of all wholesale sales by retailers were made by new car dealers. It is probable that a considerable proportion of these wholesale sales were of used cars which were acquired by the dealers as "trade-ins." Other kinds of business with a comparatively high proportion of sales for resale were "milk dealers"; "grocery stores, with fresh meat"; "lumber yards"; "used car dealers"; "tire, battery, and accessory dealers"; and "hay, grain, and feed stores."

RETAIL SALES BY SERVICE TRADE AND WHOLESALE TRADE ESTABLISHMENTS

Establishments classified in Service Trade reported a total of $1,457,874,000 of sales of merchandise during 1948. Hotels accounted for $817,593,000 of this total, mainly for meals; while automobile repair shops accounted for $175,242,000.

Wholesale Trade establishments reported sales to household consumers, farmers, and other individual users amounting to $2,093,271,000. Retail sales of farm products (raw materials) accounted for $557,955,000 of the total, while dairy, poultry products accounted for another $422,908,000.

STANDARD METROPOLITAN AREAS

(As defined by the Bureau of the Budget, June 5, 1950)

AKRON, OHIO: Summit County.
ALBANY - SCHENECTADY - TROY, N. Y.: Albany, Rensselaer, and Schenectady Counties.
ALLENTOWN-BETHLEHEM-EASTON, PA.: Lehigh and Northampton Counties, Pa.; Warren County, N. J.
ALTOONA, PA.: Blair County.
ASHEVILLE, N. C.: Buncombe County.
ATLANTA, GA.: Cobb, De Kalb, and Fulton Counties.
ATLANTIC CITY, N. J.: Atlantic County.
AUGUSTA, GA.: Richmond County, Ga.; Aiken County, S. C.
AUSTIN, TEX.: Travis County.
BALTIMORE, MD.: Baltimore city, Baltimore and Anne Arundel Counties.
BATON ROUGE, LA.: East Baton Rouge Parish.
BEAUMONT-PORT ARTHUR, TEX.: Jefferson County.
BINGHAMTON, N. Y.: Broome County.
BIRMINGHAM, ALA.: Jefferson County.
BOSTON, MASS.: All of Suffolk County; Cambridge, Everett, Malden, Medford, Melrose, Newton, Somerville, Waltham, and Woburn cities; Arlington, Ashland, Bedford, Belmont, Burlington, Concord, Framingham, Lexington, Lincoln, Natick, North Reading, Reading, Stoneham, Wakefield, Watertown, Wayland, Weston, Wilmington, and Winchester towns in Middlesex County; Beverly, Lynn, Peabody, and Salem cities; Danvers, Hamilton, Lynnfield, Manchester, Marblehead, Middleton, Nahant, Saugus, Swampscott, and Wenham towns in Essex County; Quincy city; Braintree, Brookline, Canton, Cohasset, Dedham, Dover, Medfield, Milton, Needham, Norwood, Randolph, Sharon, Walpole, Wellesley, Westwood, and Weymouth towns in Norfolk County; Hingham and Hull towns in Plymouth County.
BRIDGEPORT, CONN.: Bridgeport city; Fairfield, Stratford, and Trumbull towns in Fairfield County; Milford town in New Haven County.
BROCKTON, MASS.: Brockton city; Abington, Bridgewater, East Bridgewater, Rockland, West Bridgewater, and Whitman towns in Plymouth County; Avon, Holbrook, and Stoughton towns in Norfolk County; Easton town in Bristol County.
BUFFALO, N. Y.: Erie and Niagara Counties.
CANTON, OHIO: Stark County.
CEDAR RAPIDS, IOWA: Linn County.
CHARLESTON, S. C.: Charleston County.
CHARLESTON, W. VA.: Fayette and Kanawha Counties.
CHARLOTTE, N. C.: Mecklenburg County.
CHATTANOOGA, TENN.: Hamilton County, Tenn.; Walker County, Ga.
CHICAGO, ILL.: Cook, Du Page, Kane, Lake, and Will Counties, Ill.; Lake County, Ind.
CINCINNATI, OHIO: Hamilton County, Ohio; Campbell and Kenton Counties, Ky.
CLEVELAND, OHIO: Cuyahoga and Lake Counties.
COLUMBIA, S. C.: Richland County.
COLUMBUS, GA.: Chattahoochee and Muscogee Counties, Ga.; Russell County, Ala.
COLUMBUS, OHIO: Franklin County.
CORPUS CHRISTI, TEX.: Nueces County.
DALLAS TEX.: Dallas County.
DAVENPORT, IOWA-ROCK ISLAND-MOLINE, ILL.: Rock Island County, Ill.; Scott County, Iowa.
DAYTON, OHIO: Greene and Montgomery Counties
DECATUR, ILL.: Macon County.
DENVER, COLO.: Adams, Arapahoe, Denver, and Jefferson Counties.
DES MOINES, IOWA: Polk County.
DETROIT, MICH.: Macomb, Oakland, and Wayne Counties.
DULUTH, MINN.-SUPERIOR, WIS.: St. Louis County, Minn.; and Douglas County, Wis.
DURHAM, N. C.: Durham County.
EL PASO, TEX.: El Paso County.
ERIE, PA.: Erie County.
EVANSVILLE, IND.: Vanderburgh County.
FALL RIVER, MASS.: Fall River city; Somerset, Swansea, and Westport towns in Bristol County, Mass.; and Tiverton town in Newport County, R. I.
FLINT, MICH.: Genesee County.
FORT WAYNE, IND.: Allen County.
FORT WORTH, TEX.: Tarrant County.
FRESNO, CALIF.: Fresno County.
GALVESTON, TEX.: Galveston County.
GRAND RAPIDS, MICH.: Kent County.
GREENSBORO-HIGH POINT, N. C.: Guilford County.
HAMILTON-MIDDLETOWN, OHIO: Butler County.
HARRISBURG, PA.: Cumberland and Dauphin Counties.
HARTFORD, CONN.: Hartford city; Avon, Bloomfield, East Hartford, Farmington, Glastonbury, Manchester, Newington, Rocky Hill, Simsbury, South Windsor, West Hartford, Wethersfield, and Windsor towns in Hartford County.
HOUSTON, TEX.: Harris County.
HUNTINGTON, W. VA.-ASHLAND, KY.: Cabell and Wayne Counties, W. Va.; Boyd County, Ky.; Lawrence County, Ohio.
INDIANAPOLIS, IND.: Marion County.
JACKSON, MISS.: Hinds County.
JACKSONVILLE, FLA.: Duval County.
JOHNSTOWN, PA.: Cambria and Somerset Counties.
KALAMAZOO, MICH.: Kalamazoo County.
KANSAS CITY, MO.: Johnson and Wyandotte Counties, Kans.; Clay and Jackson Counties, Mo.
KNOXVILLE, TENN.: Anderson, Blount, and Knox Counties.
LANCASTER, PA.: Lancaster County.
LANSING, MICH.: Ingham County.
LAWRENCE, MASS.: Lawrence city; Andover, Methuen, and North Andover towns in Essex County.
LINCOLN, NEBR.: Lancaster County.
LITTLE ROCK, ARK.: Pulaski County.
LOS ANGELES, CALIF.: Los Angeles and Orange Counties.
LOUISVILLE, KY.: Jefferson County, Ky.; Clark and Floyd Counties, Ind.
LOWELL, MASS.: Lowell city; Billerica, Chelmsford, Dracut, and Tewksbury towns in Middlesex County.
MACON, GA.: Bibb and Houston Counties.
MADISON, WIS.: Dane County.
MANCHESTER, N. H.: Manchester city and Goffstown town.
MEMPHIS, TENN.: Shelby County.
MIAMI, FLA.: Dade County.
MILWAUKEE, WIS.: Milwaukee County.
MINNEAPOLIS-ST. PAUL, MINN.: Anoka, Dakota, Hennepin, and Ramsey Counties.
MOBILE, ALA.: Mobile County.
MONTGOMERY, ALA.: Montgomery County.
MUSKEGON, MICH.: Muskegon County.
NASHVILLE, TENN.: Davidson County.
NEW BEDFORD, MASS.: New Bedford city; Acushnet, Dartmouth, and Fairhaven towns in Bristol County.
NEW BRITAIN-BRISTOL, CONN.: Bristol and New Britain cities; Berlin, Plainville and Southington towns in Hartford County; Plymouth town in Litchfield County.
NEW HAVEN, CONN.: New Haven city; Brandford, East Haven, Hamden, North Haven, Orange, West Haven, and Woodbridge towns in New Haven County.
NEW ORLEANS, LA.: Jefferson, Orleans, and St. Bernard Parishes.
NEW YORK-NORTHEASTERN NEW JERSEY: New York City (Bronx, Kings, New York, Queens, and Richmond Counties); Nassau, Rockland, Suffolk, and Westchester Counties, N. Y.; Bergen, Essex, Hudson, Middlesex, Morris, Passaic, Somerset, and Union Counties, N. J.
NORFOLK-PORTSMOUTH, VA.: Norfolk and Princess Anne Counties; and the cities of Norfolk, South Norfolk, and Portsmouth.
OKLAHOMA CITY, OKLA.: Oklahoma County.
OMAHA, NEBR.: Douglas and Sarpy Counties, Nebr.; Pottawattamie County, Iowa.
PEORIA, ILL.: Peoria and Tazewell Counties.
PHILADELPHIA, PA.: Bucks, Chester, Delaware, Montgomery, and Philadelphia Counties, Pa.; Burlington, Camden, and Gloucester Counties, N. J.
PHOENIX, ARIZ.: Maricopa County.
PITTSBURGH, PA.: Allegheny, Beaver, Washington, and Westmoreland Counties.
PORTLAND, MAINE: Portland, South Portland, and Westbrook cities; Cape Elizabeth and Falmouth towns in Cumberland County.
PORTLAND, OREG.: Clackamas, Multnomah, and Washington Counties, Oreg.; Clark County, Wash.
PROVIDENCE, R. I.: Central Falls, Cranston, Pawtucket, Providence, and Woonsocket cities; Cumberland, East Providence, Johnston, Lincoln, North Providence, North Smithfield, and Smithfield towns in Providence County, R. I.; North Kingstown town in Washington County, R. I.; Warwick city, East Greenwich, and West Warwick towns in Kent County, R. I.; all of Bristol County, R. I.; Attleboro city, North Attleboro, and Seekonk towns in Bristol County, Mass.; Bellingham, Franklin, Plainville, and Wrentham towns in Norfolk County, Mass.; Blackstone and Millville towns in Worcester County, Mass.
RACINE, WIS.: Racine County.
RALEIGH, N. C.: Wake County.
READING, PA.: Berks County.
RICHMOND, VA.: Richmond city; Chesterfield and Henrico Counties.
ROANOKE, VA.: Roanoke city and Roanoke County.
ROCHESTER, N. Y.: Monroe County.
ROCKFORD, ILL.: Winnebago County.
SACRAMENTO, CALIF.: Sacramento County
SAGINAW, MICH.: Saginaw County.
ST. JOSEPH, MO.: Buchanan County.
ST. LOUIS, MO.: St. Louis city, St. Charles and St. Louis Counties, Mo.; Madison and St. Clair Counties, Ill.
SALT LAKE CITY, UTAH: Salt Lake County.
SAN ANTONIO, TEX.: Bexar County.
SAN BERNARDINO, CALIF.: San Bernardino County.
SAN DIEGO, CALIF.: San Diego County.
SAN FRANCISCO-OAKLAND, CALIF.: Alameda, Contra Costa, Marin, San Francisco, San Mateo, and Solano Counties.
SAN JOSE, CALIF.: Santa Clara County.
SAVANNAH, GA.: Chatham County.
SCRANTON, PA.: Lackawanna County.
SEATTLE, WASH.: King County.
SHREVEPORT, LA.: Caddo Parish.
SIOUX CITY, IOWA: Woodbury County.
SOUTH BEND, IND.: St. Joseph County.
SPOKANE, WASH.: Spokane County.
SPRINGFIELD, ILL.: Sangamon County.
SPRINGFIELD, MO.: Greene County.
SPRINGFIELD, OHIO: Clark County.
SPRINGFIELD-HOLYOKE, MASS.: Chicopee, Holyoke, Springfield, and Westfield cities; Agawam, East Longmeadow, Longmeadow, Ludlow, West Springfield, and Wilbraham towns in Hampden County, Mass.; Northampton city; Easthampton and South Hadley towns in Hampshire County, Mass.; Enfield town in Hartford County, Conn.
STAMFORD-NORWALK, CONN.: Norwalk city; Darien, Greenwich, New Canaan, Stamford, and Westport towns in Fairfield County.
STOCKTON, CALIF.: San Joaquin County.
SYRACUSE, N. Y.: Onondaga County.
TACOMA, WASH.: Pierce County.
TAMPA-ST. PETERSBURG, FLA.: Hillsborough and Pinellas Counties.
TERRE HAUTE, IND.: Vigo County.
TOLEDO, OHIO: Lucas County.
TOPEKA, KANS.: Shawnee County.
TRENTON, N. J.: Mercer County.
TULSA, OKLA.: Tulsa County.
UTICA-ROME, N. Y.: Herkimer and Oneida Counties.
WACO, TEX.: McLennan County.
WASHINGTON, D. C.: The District of Columbia; Alexandria and Falls Church cities; Arlington and Fairfax Counties, Va.; Montgomery and Prince Georges Counties, Md.
WATERBURY, CONN.: Waterbury city; Naugatuck borough; Beacon Falls, Cheshire, Middlebury, Prospect, and Wolcott towns in New Haven County; Thomaston and Watertown towns in Litchfield County.
WHEELING, W. VA.-STEUBENVILLE, OHIO: Brooke, Hancock, Marshall, and Ohio Counties, W. Va.; Belmont and Jefferson Counties, Ohio.
WICHITA, KANS.: Sedgwick County.
WILKES-BARRE-HAZLETON, PA.: Luzerne County.
WILMINGTON, DEL.: New Castle County, Del.; Salem County, N. J.
WINSTON-SALEM, N. C.: Forsyth County.
WORCESTER, MASS.: Worcester city, Auburn, East Brookfield, Grafton, Holden, Leicester, Millbury, Northborough, North Brookfield, Shrewsbury, Spencer, Westborough, and West Boylston towns in Worcester County.
YORK, PA.: York County.
YOUNGSTOWN, OHIO: Mahoning and Trumbull Counties, Ohio; Mercer County, Pa.

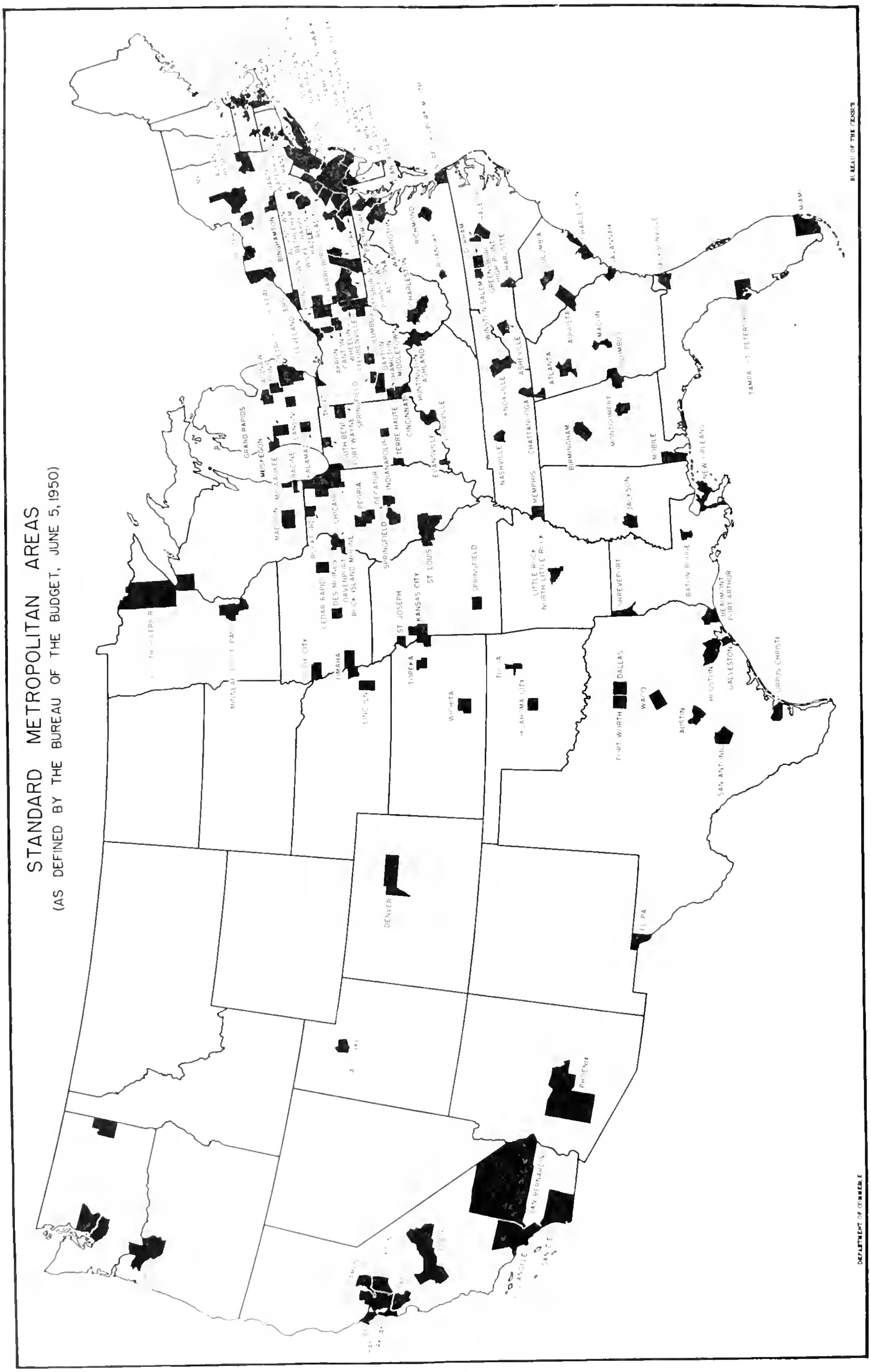
STANDARD METROPOLITAN AREAS
(AS DEFINED BY THE BUREAU OF THE BUDGET, JUNE 5, 1950)
BUREAU OF THE CENSUS
DEPARTMENT OF COMMERCE
DENVER
PHOENIX
DALLAS
FORT WORTH
WACO
AUSTIN
SAN ANTONIO
HOUSTON
GALVESTON
BEAUMONT
PORT ARTHUR
SHREVEPORT
BATON ROUGE
NEW ORLEANS
MOBILE
JACKSON
MEMPHIS
LITTLE ROCK
NORTH LITTLE ROCK
SPRINGFIELD
ST LOUIS
KANSAS CITY
ST JOSEPH
TOPEKA
WICHITA
OMAHA
LINCOLN
CEDAR RAPIDS
DES MOINES
DAVENPORT
ROCK ISLAND
PEORIA
DECATUR
SPRINGFIELD
INDIANAPOLIS
TERRE HAUTE
EVANSVILLE
CINCINNATI
HAMILTON
MIDDLETOWN
DAYTON
SPRINGFIELD
FORT WAYNE
CHICAGO
MILWAUKEE
RACINE
MUSKEGON
GRAND RAPIDS
NASHVILLE
KNOXVILLE
CHATTANOOGA
ASHEVILLE
ATLANTA
BIRMINGHAM
MONTGOMERY
MACON
AUGUSTA
COLUMBUS
WINSTON SALEM
GREENSBORO
HIGH POINT
CHARLOTTE
COLUMBIA
HUNTINGTON
ASHLAND
CHARLESTON
RICHMOND
AKRON
CANTON
WHEELING
STEUBENVILLE
CLEVELAND
ERIE
HARRISBURG
BINGHAMTON
TAMPA
EL PASO
SAN BERNARDINO

STANDARD METROPOLITAN AREAS IN THE NORTHEASTERN PART OF THE UNITED STATES

(AS DEFINED BY THE BUREAU OF THE BUDGET, JUNE 5, 1950)

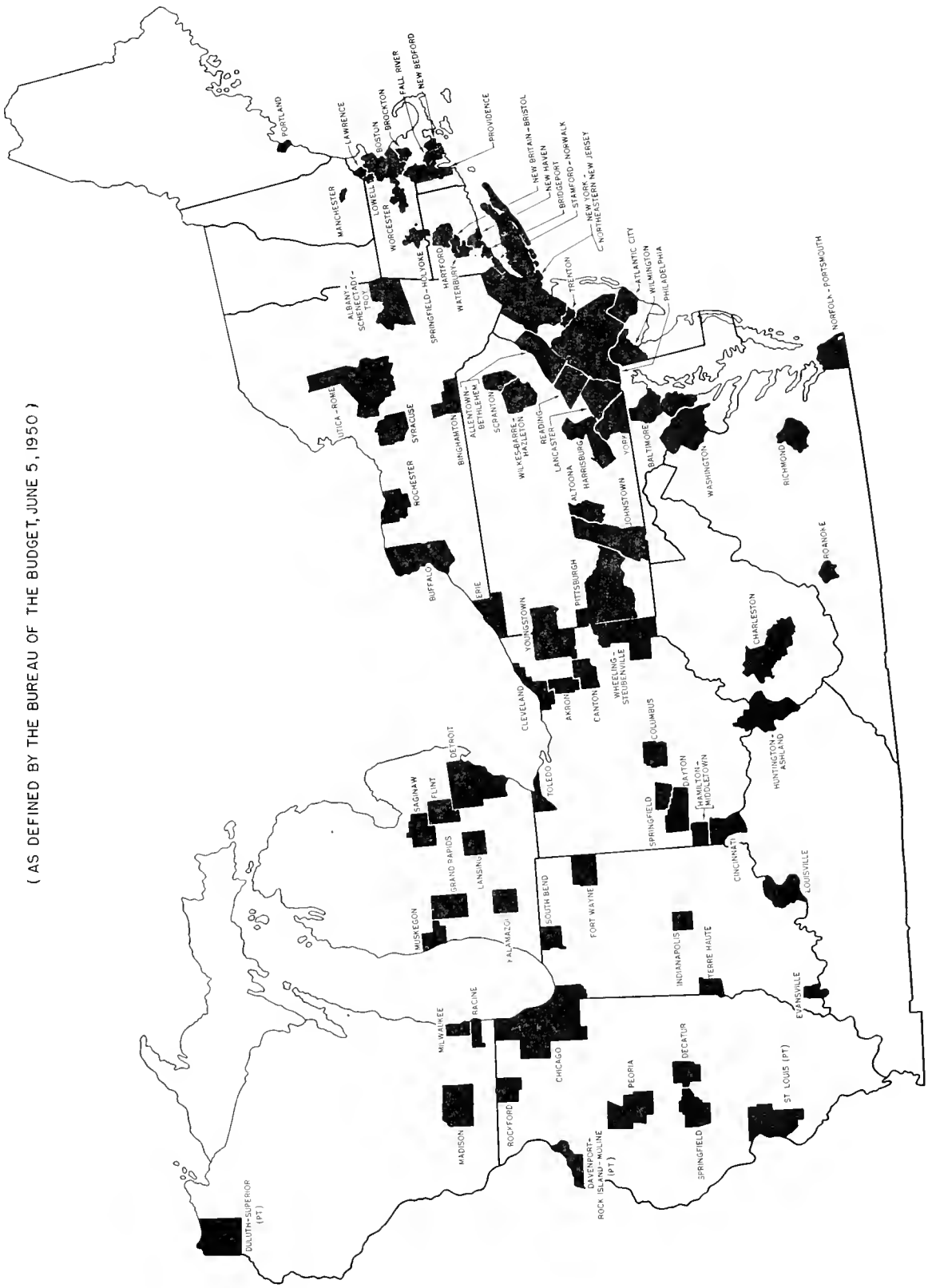

THE USE OF SAMPLING IN THE ENUMERATION OF RETAIL STORES

CONTENTS

Text.

Page

Sample Design ... 41
Sampling Reliability of the Estimates ... 42

Text Tables

Table

I—Percentage Differences Between Total Sales Based on Universe and Sample Estimates, United States ... 41
II—Sampling Variability—Merchandise Inventories at Cost, End of Year—United States ... 43
III—Sampling Variability—Cash and Credit Sales, Balances Due, and Number of Credit Stores—United States ... 44
IV—Sampling Variability—Merchandise Line Sales of Cooperatives, Selected Kinds of Business—United States ... 45
V—Sampling Variability—Number of Cash and Credit Stores, Cash Sales and Credit Sales, and Merchandise Inventories—Cooperatives—Selected Kinds of Business ... 45
VI—Sampling Variability—Weekly Pay Roll for Full Workweek Employees—United States ... 45
VII—Sampling Variability—Trucks, Number and Total Sales of Stores Operating Trucks, Number of Stores Not Operating Trucks ... 46
VIII—Sampling Variability—Self-Service Grocery Stores, Sales, Pay Roll, Personnel—United States ... 46
IX—Sampling Variability—Self-Service in Grocery Stores—Merchandise Line Sales—United States ... 47
X—Sampling Variability—Sales for Resale—United States ... 47
XI—Sampling Variability—Merchandise Line Sales—Food Group—United States ... 48
XII—Sampling Variability—Merchandise Line Sales—Eating and Drinking Places—United States ... 48
XIII—Sampling Variability—Merchandise Line Sales—General Merchandise Group, General Stores—United States ... 48
XIV—Sampling Variability—Merchandise Line Sales—Apparel Group—United States ... 48
XV—Sampling Variability—Merchandise Line Sales—Furniture, Furnishings, Appliance Group—United States ... 48
XVI—Sampling Variability—Merchandise Line Sales—Automotive Group and Gasoline Service Stations—United States ... 49
XVII—Sampling Variability—Merchandise Line Sales—Lumber, Building, Hardware Group—United States ... 49
XVIII—Sampling Variability—Merchandise Line Sales—Drug and Proprietary Stores—United States ... 49
XIX—Sampling Variability—Merchandise Line Sales—Miscellaneous Kinds of Business—United States ... 49
XX—Multiplication Factors for Sampling Variability—Geographic Divisions ... 50

THE USE OF SAMPLING IN THE ENUMERATION OF RETAIL STORES

Sample Design

The need for sampling.—Selected items of information were obtained only from a sample of retail stores. The method of sampling used made it possible to prepare estimated totals which have a known sampling variability for these items for all retail stores. Such estimates in kind-of-business detail have been prepared for the United States and for the nine geographic divisions.

The sampling procedure made possible large economies in the cost and time of conducting and tabulating the census and in general concentrated reporting among stores with records best adapted for deriving the required information. It relieved a large proportion of all retail stores from reporting all but the basic census information on annual sales, pay roll and employment, and kind of business.

All "large" stores (see Description of the sample, below) were required to report the items obtained on a sample basis (e. g., sales by merchandise lines, credit sales and accounts receivable, inventories, etc.); only one in ten of the "small" stores was required to report these items, while the remainder reported only basic information. As there were almost 1,400,000 "small" stores, the use of the 1-in-10 sample made it possible to concentrate enumeration effort on the sample stores and thereby to improve quality and completeness of reporting as well as greatly reduce the cost and time of the census.

The statistics contained in volume II present data, derived from the sample, by kinds of business for totals of basic census items and sampled items. These total figures based on the sample will not agree necessarily with totals in other volumes. The reasons for such differences are discussed more fully in "Method of estimation," below. As an example, the differences which occur between total sales for the universe of retail establishments and as estimated from the sample are given in table I, below, for United States totals.

TABLE I.—PERCENTAGE DIFFERENCES BETWEEN TOTAL SALES BASED ON UNIVERSE AND SAMPLE ESTIMATES, UNITED STATES

Kind of business	Percentage difference (sample estimate minus universe as percent of universe)
United States, total	+1.3
Food group	+1.1
Grocery stores, without fresh meat	+1.2
Grocery stores, with fresh meat	+1.0
Meat markets, fish markets	+0.6
Fruit stores, vegetable markets	+1.0
Candy, nut, confectionery stores	+2.5
Dairy products stores, milk dealers	+1.2
Bakery products stores	+3.4
Egg, poultry dealers	+3.9
All other food stores	−.6

TABLE I.—PERCENTAGE DIFFERENCES BETWEEN TOTAL SALES BASED ON UNIVERSE AND SAMPLE ESTIMATES, UNITED STATES—Connecticut.

Kind of business	Percentage difference (sample estimate minus universe as percent of universe)
Eating and drinking places	+3.7
Eating places	+4.0
Drinking places	+3.3
General stores	+6.3
General merchandise group	+0.4
Department stores	
Dry goods, general merchandise stores	−.1
Variety stores	+.4
Apparel group	+1.0
Men's, boys' clothing, furnishings stores	+.4
Family clothing stores	+1.5
Women's ready-to-wear stores	+.8
Millinery stores	−.7
Other apparel accessory, specialty stores	+3.0
Shoe stores	+.3
Custom tailors	+2.3
Furriers, fur shops	+.0
All other apparel stores	+7.9
Furniture, furnishings, appliance group	+1.2
Furniture stores	+1.3
Floor covering, drapery stores	+2.3
Other home furnishing stores	+1.3
Household appliance stores	+.4
Radio stores	+3.6
Automotive group	+.3
Motor vehicle (new and used) dealers	+.2
Motor vehicle (used) dealers	+.7
Tire, battery, accessory dealers	+1.5
All other automotive dealers	−.5
Lumber, building, hardware group	+1.3
Lumber yards, building materials dealers	+.3
Plumbing, paint, electrical stores	+3.3
Hardware stores	+1.9
Farm equipment dealers	+1.7
Drug and proprietary stores	+.6
Drug stores	+1.6
Proprietary stores	−10.5
Liquor stores	+1.5
Second-hand stores	+3.5
Other retail stores	+1.3
Fuel, fuel oil dealers	+1.7
Ice dealers	+6.7
Feed, farm, garden supply stores	+.5
Jewelry stores	+2.8
Book, stationery stores	+1.9
Sporting goods stores, bicycle stores	+.3
Florists	+.9
Cigar stores and stands	+1.3
News dealers, newsstands	+5.2
Gift, novelty, souvenir stores	+7.0
Music stores	+3.0
Luggage, leather goods stores	+.8
Optical goods stores	+.5
Camera, photographic supply stores	+2.5
Office, store machine and equipment dealers	−4.4
All other retail stores	−1.6

Description of the sample.—As indicated above, the sample used to collect selected items of information from retail stores permitted the preparation of estimated figures with a known and sufficiently small sampling variability for the United States and, in most cases, also for the geographic divisions. To have obtained results with the desired degree of reliability for smaller areas would have required a sample considerably larger than that which was used and would have added considerably to the cost of the census. As the sampled information for the United States and geographic divisions satisfied many important data needs, the justification for a larger sample was limited. Moreover,

the extension of the sample would not have been possible within the census budget without sacrificing other major elements of the census.

In the census all retail stores were enumerated, without regard to kind-of-business classification, as members of one of two groups. In general, the first group consisted of those stores which had $100,000 or more as their total sales and receipts in 1948, or were members of a multiunit organization, or contained a leased department. Members of this group were requested to report merchandise line sales information, credit information, etc., in addition to those basic data such as total sales, pay roll, and number of employees which were included on the short form schedule and were reported by all stores.

The second group consisted of all other retail stores, namely, small single-unit stores. A random sample was selected systematically by each field enumerator in the course of the first phase of enumeration for the purpose of including one in ten of this group. Those in the sample were requested to report the same information as the members of the first group, while the remainder reported basic data only.

The first group, consisting in general of large stores, multiunits, and stores having leased departments included 391,494 stores with sales of $92,268,922,000, accounting for 22 percent of total retail stores and 70 percent of total retail sales. The second group, in general smaller single-unit retailers, included 1,378,500 stores with sales of $39,950,670,000, accounting for 78 percent of the total number of stores and 30 percent of total sales.

Method of estimation.—The data presented in United States and geographic division tables represent information as reported by large stores, multiunits, and leased departments plus small-store information estimated on the basis of the figures submitted by the sample of one in ten of these stores.

The estimates for small single-unit stores in a geographic division were prepared by multiplying by ten the data submitted in the sample reports after an adjustment had been made at the geographic division level so that the number of sample reports for each of the 58 kind-of-business classes equaled one-tenth of the total number of the stores enumerated in the kind of business. This adjustment was made by randomly eliminating or duplicating the required number of sample reports. The figures in geographic division tables, arrived at by the above method, were totaled to derive the figures presented in United States tables.

Total sales for any of the 58 primary kinds of business, as shown in tables involving the 10 percent sample of small stores, may differ from those shown in tables where the figures are for all establishments reporting, whether or not in the sample. However, because of the adjustment procedure, the total number of stores shown for a kind-of-business class which is one of the 58 will agree (except for differences caused by rounding) with the number of stores actually enumerated in that class. The total number of stores shown for a subdivision of any of the 58 kind of-business classes will not necessarily agree with the known number because of sampling variability.

Use of State and metropolitan area tables.—Figures in State and metropolitan area tables, for example, inventories, State table 10F, are presented only for large stores and multiunits. Because sampling variability in many cases was large, small-store data, either in the form of actual figures reported by the sample of small stores or estimated for all small stores, have not been included. Two methods for approximating small-store data are indicated below. However, because in either case the method of obtaining the results does not permit a measurement of their reliability, the publication of such figures is not regarded as appropriate for the Census Bureau. The use of the results obtained by these or similar methods must be the responsibility of the user.

Users of these tables who wish to determine figures at this level for small as well as large stores may choose to make estimates on the basis of their own assumptions regarding the characteristics of the small stores. One method consists of applying the experience of the sample of small single-unit stores shown in tables for the geographic division which includes the State or metropolitan area. A second method consists of applying the large and multiunit experience in the pertinent State or metropolitan area table to the small single-unit stores in the same State. In both cases, the resulting figures could then be added to the known totals for large stores and multiunits to obtain estimated totals for the required area.

The above pertains specifically to the following tables: Inventories, table 10F; Employment, table 13D; Credit, tables 11G and 11H; and Merchandise line sales, tables D and E in chapters 16 through 24.

Sampling Reliability of the Estimates

When the data are estimated from a sample, exact agreement with the results that would have been obtained from a complete enumeration is not expected. Approximate measures of the differences which arise from sampling in the national estimates of items included in the tables in volume II are given below. These measures of variability are given separately for each chapter and cover the tables included therein. In those instances where detailed measures of variability are not given, their general relations to other measures of sampling variability are stated. Estimates for items in geographic division tables are based upon a smaller sample than are the national estimates. Consequently, they have a greater degree of variability. Multiplication factors for the sampling variability of these geographic division estimates are given in the section "Geographic division multiplication factors," below. The measures of variability do not include biases arising from the use of different questionnaires, different processing of sample and nonsample reports, differences of response, and in nonreporting biases.

It should be observed, however, that some of these biases can arise in complete enumerations when sampling procedures are not used.

Merchandise inventories.—Approximate measures of the differences which arise from sampling in the estimates of the merchandise inventories at the end of 1948, presented in tables 10A through 10D, are given below. The chances are about two out of three that estimated inventories would differ from the results of a complete enumeration by less than the percentages shown in the table.

TABLE II.—SAMPLING VARIABILITY—MERCHANDISE INVENTORIES AT COST, END OF YEAR—UNITED STATES

Kind of business	Sampling variability of value of merchandise inventories [1]				
	Total	In stores with annual sales of less than $100,000	In single-unit stores	In stores with legal form of organization	
				Corporation	Non-corporation
	(1)	(2)	(3)	(4)	(5)
Food group:	*Percent*	*Percent*	*Percent*	*Percent*	*Percent*
Grocery stores, without fresh meat	1	1	1	1	1
Grocery stores, with fresh meat	(2)	1	(2)	(2)	1
Meat markets, fish markets	2	4	2	4	3
Meat markets	2				
Fish (sea food) markets	8				
Fruit stores, vegetable markets	8	11	9	26	8
Candy, nut, confectionery stores	2	3	3	3	3
Dairy products stores, milk dealers	2	6	3	1	4
Dairy products stores	5				
Milk dealers	2				
Bakery products stores	3	4	3	11	3
Egg, poultry dealers	9	17	10	24	10
All other food stores	2	4	3	3	3
Delicatessen stores	4				
Other food stores	3				
Eating and drinking places:					
Eating places	1	2	1	2	1
Restaurants, cafeterias, caterers	1				
Lunch counters, refreshment stands	3				
Drinking places	1	1	1	5	1
General stores	2	3	2	2	2
General merchandise group:					
Department stores	0	0	0	0	0
Dry goods, general merchandise stores	1	2	1	1	2
Variety stores	1	2	2	(2)	2
Apparel group:					
Men's, boys' clothing, furnishings stores	1	2	1	1	1
Men's, boys' clothing stores	1				
Men's, boys' furnishings stores	2				
Family clothing stores	1	2	1	1	2
Women's ready-to-wear stores	1	2	1	1	1
Millinery stores	6	6	8	17	7
Other apparel accessory, specialty stores	3	4	4	6	4
Hosiery stores	6				
Corset, lingerie stores	7				
Apparel accessory, specialty stores	5				
Shoe stores	1	2	2	1	2
Men's shoe stores	3				
Women's shoe stores	3				
Family shoe stores	1				
Children's, juveniles' shoe stores	17				
Custom tailors	5	8	5	9	7
Furriers, fur shops	3	8	3	4	5
All other apparel stores	3	3	3	9	3
Children's, infants' wear stores	3				
Other apparel stores	11				
Furniture, furnishings, appliance group:					
Furniture stores	(2)	2	1	1	1
Floor covering, drapery stores	2	5	3	3	3
Floor covering stores	3				
Drapery, curtain, upholstery stores	5				
Other home furnishing stores	2	4	3	4	4
China, glassware, metalware stores	5				
Antique stores	6				
Other home furnishing stores	4				
Household appliance stores	1	2	1	1	1
Radio stores	2	4	3	4	3

TABLE II.—SAMPLING VARIABILITY—MERCHANDISE INVENTORIES AT COST, END OF YEAR—UNITED STATES—Continued

Kind of business	Sampling variability of value of merchandise inventories [1]				
	Total	In stores with annual sales of less than $100,000	In single-unit stores	In stores with legal form of organization	
				Corporation	Non-corporation
	(1)	(2)	(3)	(4)	(5)
Automotive group.					
Motor vehicle (new and used) dealers	*Percent* (2)	*Percent* 2	*Percent* (2)	*Percent* (2)	*Percent* (2)
Motor vehicle (used) dealers	1	3	1	2	1
Tire, battery, accessory dealers	1	2	2	1	2
All other automotive dealers	3	6	3	6	1
Motorcycle dealers	9				
Aircraft dealers	2				
Boat dealers	7				
Other automotive dealers	5				
Gasoline service stations	1	1	1	2	1
Lumber, building, hardware group:					
Lumber yards, building materials dealers	(2)	3	1	1	1
Lumber yards	1				
Building materials dealers	2				
Plumbing, paint, electrical stores	1	2	2	2	2
Paint, glass, wallpaper stores	2				
Heating and plumbing equipment dealers	2				
Electrical supply stores	9				
Hardware stores	1	1	1	2	1
Farm equipment dealers	1	2	1	1	1
Drug and proprietary stores:					
Drug stores	1	1	1	1	1
Drug stores, with fountain	1				
Drug stores, other	2				
Proprietary stores	3	4	4	8	4
Proprietary stores, with fountain	4				
Proprietary stores, other	7				
Liquor stores	1	2	1	3	1
Second-hand stores:					
Furniture stores	7				
Tire, battery, accessory dealers	9				
Clothing, shoe stores	11				
Book stores	17				
Pawn shops	11				
Other second-hand stores	9				
Other retail stores:					
Fuel, fuel oil dealers	4	4	1	1	2
Fuel dealers, except fuel oil	1				
Fuel oil dealers	1				
Ice dealers	9	21	15	5	28
Feed, farm, garden supply stores	1	3	1	1	1
Hay, grain, feed stores	1				
Other farm, garden supply stores	2				
Jewelry stores	1	2	1	2	2
Book, stationery stores	2	4	2	2	3
Book stores	3				
Stationery stores	3				
Sporting goods stores, bicycle stores	2	4	2	5	3
Sporting goods stores	3				
Bicycle stores	11				
Florists	5	6	6	15	6
Cigar stores and stands	3	5	4	4	4
News dealers, newsstands	3	4	4	13	7
Gift, novelty, souvenir stores	4	4	4	19	4
Music stores	2	4	3	3	3
Luggage, leather goods stores	5	9	5	12	7
Optical goods stores	5	8	7	6	9
Camera, photographic supply stores	3	6	4	7	5
Office, store machine and equipment dealers	5	7	6	11	6
All other retail stores	3	4	3	6	4

[1] Data for stores with sales of $100,000 or more and stores of firms having more than one store have no sampling variability.
[2] Sampling variability is less than ½ of 1 percent.

Estimates for merchandise inventories at the beginning of the year are slightly less reliable, in general, than those for end-of-year inventories, except for those estimates (e. g., for stores over $100,000 in sales) which have no sampling variability.

Credit.—Approximate measures of the differences which arise from sampling in the United States estimates of the cash and credit sales, of balances due, and of the number of credit stores are given below. The chances are about two out of three that these estimates would differ from the results of a complete enumeration by less than the percentages shown.

TABLE III.—SAMPLING VARIABILITY—CASH AND CREDIT SALES, BALANCES DUE, AND NUMBER OF CREDIT STORES—UNITED STATES

Kind of business	Sales			Balances due		Number of stores whose credit sales are—		
	Cash sales by cash stores	Charge account sales by credit stores	Installment sales by credit stores	On charge account sales	On installment sales	Only charge account	Only installment	Both charge account and installment
	(1)	(2)	(3)	(4)	(5)	(6)	(7)	(8)
	Percent	*Percent*	*Percent*	*Percent*	*Percent*	*Percent*	*Percent*	*Percent*
Total, all kinds of business	(1)	(1)	(1)	(1)	(1)	(1)	1	1
Food group	(1)	1	3	1	1	1	10	8
Grocery stores, without fresh meat	1	2	12	1	10	1	23	17
Grocery stores, with fresh meat	(1)	1	6	1	3	1	15	10
Candy, nut, confectionery stores	2	7	(3)	3	(3)	10	(3)	(3)
Dairy products stores, milk dealers	2	1	(3)	1	(3)	3	(3)	(3)
All other food stores	1	2	3	2	1	3	20	16
Eating and drinking places	(2)	2	(3)	1	28	3	37	50
General stores	4	2	1	2	1	2	23	6
General merchandise group	(2)	(1)	(1)	2	2	3	5	2
Department stores	(2)	(2)	(2)	(2)	(2)	(2)	(2)	(2)
Dry goods, general merchandise stores	1	1	2	1	1	3	7	6
Variety stores	(1)	15	9	8	3	11	22	35
Apparel group	1	(1)	1	(1)	1	1	4	4
Men's, boys' clothing, furnishings stores	1	1	3	1	3	2	9	12
Family clothing stores	1	1	2	1	2	4	1	9
Women's ready-to-wear stores	1	1	2	(1)	1	2	9	6
Other apparel accessory, specialty stores	2	10	25	10	35	8	33	55
Shoe stores	1	2	36	1	53	4	36	29
Custom tailors	5	6	(1)	5	(1)	9	(1)	(1)
Furriers, fur shops	11	3	2	3	3	7	17	11
All other apparel stores	3	8	16	5	20	8	19	43
Furniture, furnishings, appliance group	1	1	1	1	(1)	2	2	2
Furniture stores	3	1	1	1	1	2	3	2
Floor covering, drapery stores	4	2	7	2	6	4	16	13
Other home furnishing stores	3	5	2	4	3	6	8	20
Household appliance stores	3	1	1	2	1	3	3	2
Radio stores	4	4	3	4	2	7	12	9
Automotive group	1	(1)	(1)	(1)	1	1	3	1
Motor vehicle (new and used) dealers	1	(1)	(1)	(1)	(1)	1	6	1
Motor vehicle (used) dealers	1	3	1	4	3	6	4	6
Tire, battery, accessory dealers	3	1	1	1	1	3	6	3
All other automotive dealers	3	3	5	8	9	9	11	13
Gasoline service stations	1	1	1	1	1	1	22	5
Lumber, building, hardware group	2	1	2	1	(1)	3	16	6
Lumber yards, building materials dealers	2	(1)	2	(1)	2	1	11	4
Plumbing, paint, electrical stores	4	2	4	2	5	2	23	7
Hardware stores	2	1	1	1	1	2	5	4
Farm equipment dealers	3	1	1	1	1	1	16	2
Drug and proprietary stores	1	2	14	2	17	2	12	19
Other retail stores	1	(1)	1	(1)	1	1	4	3
Fuel, fuel oil, ice dealers	2	1	4	1	3	2	21	6
Feed, farm, garden supply stores	2	(1)	2	1	2	1	(1)	9
Jewelry stores	3	2	1	2	1	3	4	6
Book, stationery stores	5	2	1	2	1	4	6	14
Sporting goods stores, bicycle stores	4	3	8	2	5	6	24	16
Florists	5	3	(3)	3	(3)	3	(3)	(3)
Music stores	4	4	2	3	4	8	9	7
Optical goods stores	8	6	13	5	6	8	25	33
Camera, photographic supply stores	5	3	6	3	3	7	85	15
All other retail stores	1	2	5	2	17	3	9	9

Sampling variability less than ½ of 1 percent
No sampling variability.
[2] Not shown in table 11A.

The table above shows the sampling variability of selected columns of table 11A. The variability of the other columns can be judged by remembering that, in general, the variability of a sales estimate is smaller than the comparable estimate for number of stores. For example, the variability of the estimate of charge account sales by stores, all of whose credit is charge account credit, is smaller than the variability of the estimate of the number of those stores.

The above pertains only to tables 11A and 11E. The following is pertinent, in general, to the other tables in chapter 11. In table 11B estimates for corporations have smaller variability than the comparable estimates in table 11A, while the estimates for noncorporations are slightly higher. In table 11C, estimates for single-unit stores have more variability than the comparable estimates in table 11A; while estimates for multiunit stores have no variability. In table 11D, estimates for stores with sales of less than $100,000 have more variability than the comparable estimate in table 11A, while estimates for stores over that size have no sampling variability.

Selected types of operation (cooperatives).—Approximate measures of the differences which arise from sampling in the estimates for cooperatives of merchandise line sales, merchandise inventories, and credit sales presented in this volume are given in tables IV and V below.

TABLE IV.—SAMPLING VARIABILITY—MERCHANDISE LINE SALES OF COOPERATIVES, SELECTED KINDS OF BUSINESS—UNITED STATES

If the kind of business is—	And if the merchandise line is handled by the following percentage of stores:						
	100	80	60	40	20	10	5
	Then the chances are about 2 out of 3 that estimated sales of the merchandise line would differ from the results of a complete enumeration by less than:						
	Percent	*Percent*	*Percent*	*Percent*	*Percent*	*Percent*	*Percent*
All kinds of business	(1)	(1)	(1)	(1)	(1)	(1)	(1)
Grocery stores, without fresh meat	2	2	3	3	5	7	9
Grocery stores, with fresh meat	(1)	1	1	1	1	2	2
Meat markets	2	2	2	3	4	6	8
Fruit stores, vegetable markets	2	3	3	4	6	8	12
Dairy products stores, milk dealers	4	4	4	5	8	10	14
Delicatessen stores	2	2	3	3	4	6	8
Eating places	4	4	4	5	8	10	14
General stores	1	2	2	2	3	4	6
Dry goods, general merchandise stores	2	2	2	3	4	5	7
Apparel group	2	2	3	3	4	6	9
Men's, boys' clothing, furnishings stores	6	7	8	10	14	20	29
Household appliance, radio stores	6	7	8	10	14	20	29
Motor vehicle (new and used) dealers	1	2	2	3	3	4	6
Gasoline service stations	(1)	(1)	1	1	1	1	2
Lumber yards, building materials dealers	1	1	1	1	1	2	3
Hardware stores	1	1	2	2	3	4	6
Farm equipment dealers	1	1	1	1	2	2	3
Fuel, fuel oil, ice dealers	6	7	8	10	14	20	29
Feed, farm, garden supply stores	(1)	(1)	(1)	(1)	(1)	(1)	(1)
Book, stationery stores	4	4	5	6	9	12	17
Optical goods stores	16	17	20	25	35	49	69

[1] Sampling variability less than ½ of 1 percent

The above table shows the sampling variability of column 1 of table 12E. Estimates given in columns 2, 4, and 5 are generally more reliable than those for the sales of the merchandise line, column 1. Estimated total sales of those handling the merchandise line, column 4, are only slightly more reliable; but the percent of total sales of the merchandise line, column 2, and the ratio of merchandise line sales to the total sales of those handling the line, column 5, both have far less sampling variability in general than does column 2.

TABLE V.—SAMPLING VARIABILITY—NUMBER OF CASH AND CREDIT STORES, CASH SALES AND CREDIT SALES, AND MERCHANDISE INVENTORIES—COOPERATIVES—SELECTED KINDS OF BUSINESS

Kind of business	Number of stores whose sales are—		Sales			Merchandise inventory, Dec. 31, 1948
	Cash sales only	Cash and credit sales	Stores with cash sales only	Cash sales by credit stores	Charge account sales by credit stores	
	Percent	*Percent*	*Percent*	*Percent*	*Percent*	*Percent*
United States, total	5	2	3	1	(1)	1
Grocery stores, with and without fresh meat	10	12	6	9	3	5
Gasoline service stations	13	6	8	5	2	5
Lumber, building, hardware group	30	9	1	4	5	5
Feed, farm, garden supply stores	9	2	3	1	(1)	1
All other retail stores	10	10	9	6	17	6

[1] Sampling variability less than ½ of 1 percent.

Table V shows the sampling variability of data in selected columns of tables 12F and 12G. The chances are about two out of three that these estimates would differ from the results of a complete enumeration by less than the percentages shown in the table. The variability of other columns can be judged by remembering that, in general, estimates for merchandise inventories at the beginning of the year are slightly less reliable than those for end-of-year inventories; that the variability of installment sales and of balances due is much greater than for charge account sales; and that the variability of number and sales for those establishments not analyzing sales approximates closely those for stores with cash sales only.

Employment and pay roll.—Approximate measures of the differences which arise from sampling in the estimates of the weekly pay roll for full workweek employees presented in tables 13A and 13B are given below. The chances are about two out of three that these estimates would differ from the results of a complete enumeration by less than the percentages shown in the table.

TABLE VI.—SAMPLING VARIABILITY—WEEKLY PAY ROLL FOR FULL WORKWEEK EMPLOYEES—UNITED STATES

Kind of business	Sampling variability
	Percent
Food group:	
Grocery stores, without fresh meat	1
Grocery stores, with fresh meat	(1)
Meat markets, fish markets	2
Fruit stores, vegetable markets	4
Candy, nut, confectionery stores	3
Dairy products stores, milk dealers	1
Bakery products stores	3
Egg, poultry dealers	5
All other food stores	4
Eating and drinking places:	
Eating places	1
Drinking places	1
General stores	2
General merchandise group:	
Department stores	0
Dry goods, general merchandise stores	1
Variety stores	(1)
Apparel group:	
Men's, boys' clothing, furnishings stores	1
Family clothing stores	1
Women's ready-to-wear stores	1
Millinery stores	5
Other apparel accessory, specialty stores	3
Shoe stores	1
Custom tailors	6
Furriers, fur shops	2
All other apparel stores	3
Furniture, furnishings, appliance group:	
Furniture stores	1
Floor covering, drapery stores	2
Other home furnishing stores	1
Household appliance stores	1
Radio stores	4
Automotive group:	
Motor vehicle (new and used) dealers	(1)
Motor vehicle (used) dealers	1
Tire, battery, accessory dealers	1
All other automotive dealers	3
Gasoline service stations	1
Lumber, building, hardware group:	
Lumber yards, building materials dealers	(1)
Plumbing, paint, electrical stores	2
Hardware stores	1
Farm equipment dealers	1
Drug and proprietary stores:	
Drug stores	1
Proprietary stores	4
Liquor stores	3
Second-hand stores	3
Other retail stores:	
Fuel, fuel oil dealers	1
Ice dealers	5
Feed, farm, garden supply stores	1
Jewelry stores	1
Book, stationery stores	1
Sporting goods stores, bicycle stores	3
Florists	3
Cigar stores and stands	3
News dealers, newsstands	7
Gift, novelty, souvenir stores	9
Music stores	2
All other retail stores	3

[1] Less than ½ of 1 percent.

Estimates of total weekly pay roll, total employment and part-time employment have approximately the the same reliability as estimates for full workweek employment as given above.

Trucks. Approximate measures of the differences which arise from national estimates of total sales of stores operating trucks and analyzing them by manufacturers' rating, and number of stores reported as not operating trucks are given below. The chances are about two out of three that these estimates would differ from the results of a complete enumeration by less than the percentages shown.

TABLE VII.—SAMPLING VARIABILITY—TRUCKS, NUMBER AND TOTAL SALES OF STORES OPERATING TRUCKS, NUMBER OF STORES NOT OPERATING TRUCKS

Kind of business	Total trucks	Stores analyzing trucks: Stores operating trucks: Number	Stores analyzing trucks: Stores operating trucks: Total sales	Number of stores not operating trucks
	Percent	*Percent*	*Percent*	*Percent*
Total all kinds of business	(1)	(1)	(1)	(1)
Food group	1	1	1	(1)
Grocery stores	1	1	1	(1)
Meat markets, fish markets	3	3	2	2
Milk dealers	1	1	(1)	11
Bakery products stores	1	5	4	2
Other food stores	3	3	2	1
Eating and drinking places	6	4	2	(1)
General stores	4	3	2	2
General merchandise group	1	3	(1)	1
General merchandise, variety stores	3	4	1	1
Apparel group	6	5	1	(1)
Furniture, furnishings, appliance group	1	1	1	1
Furniture stores	1	1	1	2
Floor covering stores	3	3	2	5
Other home furnishing stores	5	5	4	2
Household appliance stores	1	2	1	2
Radio stores	6	6	4	4
Automotive group	1	1	(1)	1
Motor vehicle (new and used) dealers	1	1	(1)	1
Motor vehicle (used) dealers	6	5	2	1
Tire, battery, accessory dealers	2	2	1	2
Other automotive dealers	7	8	3	4
Gasoline service stations	2	2	2	1
Lumber, building, hardware group	1	1	(1)	1
Lumber yards	1	1	(1)	2
Building materials dealers	1	1	(1)	4
Paint, glass, wallpaper stores	3	3	2	2
Heating and plumbing equipment dealers, electrical supply stores	3	3	3	3
Hardware stores	2	2	1	2
Farm equipment dealers	1	1	1	4
Drug and proprietary stores	1	5	2	1
Liquor stores	4	4	3	1
Second-hand stores	4	4	5	2
Other retail stores	1	1	1	1
Fuel dealers, except fuel oil	1	1	1	7
Fuel oil dealers	1	1	(1)	7
Ice dealers	6	1	6	14
Hay, grain, feed stores	1	1	(1)	3
Other farm, garden supply stores	2	2	1	3
Florists	3	3	3	3
All other retail stores	3	3	1	1

(1) Sampling variability less than ½ of 1 percent.

The table above shows sampling variability of selected columns of table 14A. The following is pertinent, in general, to the other columns in the table. Estimates for trucks with manufacturers' rated capacity "Less than 1½ tons" have slightly larger variability than comparable estimates for all trucks. Estimates for larger rated capacities have variability much greater than estimates for total trucks. The variability of estimates for total sales of stores not operating trucks is of the same general magnitude as the variability of comparable estimates for total sales of stores operating trucks. Estimates for number and total sales of stores not reporting data on trucks have somewhat greater variability than comparable estimates for stores reporting and analyzing such data.

Miscellaneous.—Approximate measures of the differences which arise from sampling in the estimates of number of stores, sales, pay roll and personnel of self-service retail grocery stores are given in table VIII, below. The chances are two out of three that estimates

TABLE VIII.—SAMPLING VARIABILITY—SELF-SERVICE GROCERY STORES, SALES, PAY ROLL, PERSONNEL—UNITED STATES

Kind of business	Number of stores: Total	Number of stores: Stores with annual sales less than $100,000	Total sales: Total	Total sales: Stores with annual sales less than $100,000	Full-time employees	Total employees	Total pay roll	Unincorporated businesses: Number of active proprietors	Unincorporated businesses: Number of unpaid family workers
	Percent	*Percent*	*Percent*	*Percent*	*Percent*	*Percent*	*Percent*	*Percent*	*Percent*
Grocery stores, without fresh meat, total	(1)	(1)	1	1	1	1	1	1	1
Stores with grocery department self-service, total	2	3	1	3	2	2	1	4	5
Stores with grocery department not self-service	1	1	1	1	2	2	1	1	2
Stores not reporting self-service	1	1	2	2	3	3	3	2	3
Single-unit grocery stores, without fresh meat, total	(1)	(1)	1	1	2	2	2	1	1
Stores with grocery department self-service, total	2	3	2	1	4	4	4	4	5
Stores with grocery department not self-service	1	1	1	1	3	2	3	1	2
Stores not reporting self-service	1	1	2	2	3	3	3	2	3
Grocery stores, with fresh meat, total	(1)	(1)	(1)	(1)	(1)	(1)	(1)	1	1
Stores with grocery department self-service, total	1	1	(1)	1	(1)	(1)	(1)	1	2
Stores with grocery department not self-service	1	1	1	1	1	1	1	1	2
Stores not reporting self-service	2	2	1	2	1	1	1	3	4
Single-unit grocery stores, with fresh meat, total	(1)	(1)	(1)	1	1	1	1	1	1
Stores with grocery department self-service, total	1	1	1	1	1	1	1	1	2
Stores with grocery department not self-service	1	1	1	1	1	1	1	1	2
Stores not reporting self-service	2	2	2	2	2	2	2	3	4

(1) Sampling variability less than ½ of 1 percent.

for these items would differ from the results of a complete enumeration by less than the percentages shown in the table.

Approximate measures of the differences which arise from sampling in the estimates of merchandise line sales of self-service retail grocery stores presented in column 1 in the "United States" portion of table 15E are given in table IX, below. The estimates of merchandise line sales for such stores by geographic division presented in the same table are subject to larger sampling variability because the sample for each is smaller than the national sample. Multiplication factors for geographic divisions are given in the section "Geographic division multiplication factors," below.

TABLE IX.—SAMPLING VARIABILITY—SELF-SERVICE IN GROCERY STORES—MERCHANDISE LINE SALES—UNITED STATES

If the kind of business is—	And if the merchandise line is handled by the following percentage of stores:						
	100	80	60	40	20	10	5
	Then the chances are about 2 out of 3 that estimated sales of the merchandise line would differ from the results of a complete enumeration by less than:						
Grocery stores, without fresh meat	*Per cent*	*Per cent*	*Per cent*	*Per cent*	*Per cent*	*Per cent*	*Per cent*
Stores analyzing merchandise line sales, total	1	1	1	1	2	3	4
Stores with self-service grocery departments analyzing merchandise line sales	1	2	2	2	3	4	6
Grocery stores, with fresh meat:							
Stores analyzing merchandise line sales, total	(1)	(1)	(1)	1	1	1	2
Stores with self-service grocery department analyzing merchandise line sales	(1)	(1)	(1)	1	1	1	2

[1] Sampling variability is less than ½ of 1 percent.

Estimates given in columns 2, 4, or 5 are generally more reliable than those for the merchandise line, column 1. Estimated total sales of those handling the merchandise line, column 4, are only slightly more reliable; but the percent of total sales accounted for by sales of the merchandise line, column 2, and the ratio of merchandise line sales to the total sales of those handling the line, column 5, both have far less sampling variability in general.

Approximate measures of the differences which arise from sampling in the estimates of sales for resale, number of stores reporting sales for resale, and their sales are given in table X, below. The chances are about two

TABLE X.—SAMPLING VARIABILITY—SALES FOR RESALE—UNITED STATES

Kind of business	Number			Total sales			
	Stores with sales for resale	Stores with no sales for resale	Stores not analyzing sales	Stores with sales for resale	Stores with no sales for resale	Stores not analyzing sales	Sales for resale
	Per cent	*Per cent*	*Per cent*	*Per cent*	*Per cent*	*Per cent*	*Per cent*
Total, all kinds of business	1	(1)	1	(1)	(1)	1	(1)
Food group	1	(1)	2	1	(1)	2	1
Grocery stores, without fresh meat	5	(1)	4	39	1	5	4
Grocery stores, with fresh meat	2	(1)	4	1	(1)	4	1
Meat markets	6	(1)	10	3	1	10	3
Fish (sea food) markets	14	4	22	12	4	21	13
Fruit stores, vegetable markets	13	1	12	10	2	17	12
Candy, nut, confectionery stores	13	1	8	8	1	11	6
Dairy products stores	24	3	15	9	2	14	6
Milk dealers	3	5	132	1	1	14	1

TABLE X.—SAMPLING VARIABILITY—SALES FOR RESALE—UNITED STATES—Continued

Kind of business	Number			Total sales			
	Stores with sales for resale	Stores with no sales for resale	Stores not analyzing sales	Stores with sales for resale	Stores with no sales for resale	Stores not analyzing sales	Sales for resale
	Per cent	*Per cent*	*Per cent*	*Per cent*	*Per cent*	*Per cent*	*Per cent*
Food group—Continued							
Bakery products stores	5	1	10	6	2	11	7
Egg, poultry dealers	12	2	18	10	3	19	9
Delicatessen stores	28	2	17	67	1	(1)	27
Other food stores	9	2	36	6	2	36	9
Eating and drinking places	6	(1)	2	4	(1)	2	6
Restaurants, cafeterias, caterers	7	(1)	2	4	1	3	4
Lunch counters, refreshment stands	6	(1)	2	7	1	3	5
Drinking places	11	(1)	4	12	1	4	14
General stores	6	1	16	4	1	20	3
General merchandise group	4	(1)	10	(1)	(1)	5	2
Department stores							
Dry goods, general merchandise stores	5	1	13	2	(1)	5	3
Variety stores	13	(1)	14	10	(1)	15	24
Apparel group	4	(1)	6	2	(1)	6	3
Men's, boys' clothing stores	4	2	19	3	1	13	4
Men's, boys' furnishings stores	10	2	30	7	2	26	8
Family clothing stores	10	1	26	2	1	17	6
Women's ready-to-wear stores	11	(1)	6	3	(1)	8	3
Millinery stores	41	1	29	39	3	28	35
Hosiery stores	20	7	19	18	4	25	45
Corset, lingerie stores	183	5	54	131	5	68	309
Apparel accessory, specialty stores	22	4	55	21	3	73	39
Men's shoe stores	16	4	67	48	2	50	8
Women's shoe stores	15	4	37	7	1	35	22
Family shoe stores	14	1	23	9	1	21	20
Children's, juveniles' shoe stores		15			13		
Custom tailors	25	1	36	19	3	46	15
Furrier, fur shops	12	3	53	5	2	47	8
Children's, infants' wear stores	25	2	16	27	3	21	19
Other apparel stores	37	9	109	25	9	100	4
Furniture, furnishings, appliance group	2	(1)	8	1	(1)	6	2
Furniture stores	3	1	13	1	(1)	92	3
Floor covering stores	7	4	29	4	3	22	5
Drapery, curtain, upholstery stores	18	5	35	13	4	41	21
China, glassware, metalware stores	39	76	32	10	4	23	42
Antique stores	8	5	40	8	7	60	13
Other home furnishing stores	10	4	20	10	3	26	15
Household appliance stores	3	1	15	2	1	12	2
Radio stores	8	2	23	4	2	18	6
Automotive group	1	1	6	(1)	1	2	(1)
Motor vehicle (new and used) dealers	1	1	6	(1)	2	1	(1)
Motor vehicle (used) dealers	3	1	13	1	1	6	1
Tire, battery, accessory dealers	2	2	13	1	2	11	2
Motorcycle dealers	15	8	179	11	9	231	9
Aircraft dealers	25	23		4	3		5
Boat dealers	14	10	132	6	8	101	6
Other automotive dealers	19	6	32	6	4	3	2
Gasoline service stations	3	(1)	2	3	1	3	5
Lumber, building, hardware group	1	1	7	(1)	(1)	5	(1)
Lumber yards	1	1	27	(1)	(1)	13	1
Building materials dealers	6	4	20	1	1	8	3
Paint, glass, wallpaper stores	5	3	14	3	3	17	3
Heating and plumbing equipment dealers	6	3	71	4	3	32	4
Electrical supply stores	17	9	39	12	8	32	12
Hardware stores	3	1	13	1	1	13	3
Farm equipment dealers	2	1	14	1	1	78	1
Drug and proprietary stores	4	(1)	10	3	1	93	4
Drug stores, with fountain	5	1	14	4	1	11	5
Drug stores, other	7	2	23	4	2	21	6
Proprietary stores, with fountain	24	3	21	24	4	25	3
Proprietary stores, other	35	5	44	25	48	55	37
Liquor stores	5	(1)	11	(1)	1	9	(1)
Second-hand stores	6	1	11	7	3	16	8
Furniture stores	15	4	4	15	6	24	10
Tire, battery, accessory dealers	8	8	32	9	10	46	11
Clothing, shoe stores	38	5	18	54	6	30	62
Book stores	24	21		32	19		35
Pawn shops	14	9	308	18	12	499	22
Other second-hand stores	12	7	25	12	6	34	13
Other retail stores	2	(1)	5	1	(1)	5	1
Fuel dealers, except fuel oil	4	1	29	12	1	(1)	2
Fuel oil dealers	7	4	47	2	2	7	1
Ice dealers	15	3	33	13	5	55	8
Hay, grain, feed stores	3	1	14	1	1	8	1
Other farm, garden supply stores	7	5	45	3	2	31	3
Jewelry stores	5	1	14	3	1	16	4
Book stores	13	5	28	3	2	3	2
Stationery stores	10	3	41	4	3	30	10
Sporting goods stores	9	2	18	5	3	21	7
Bicycle stores	20	8	89	2	11	120	34
Florists	7	1	16	7	2	21	9
Cigar stores and stands	14	1	13	6	2	15	(1)
News dealers, newsstands	25	1	16	22	3	19	23
Gift, novelty, souvenir stores	13	10	14	14	3	20	2
Music stores	10	1	24	5	2	19	7
Luggage, leather goods stores	24	3	71	14	4	76	23
Optical goods stores	21	2	91	17	4	42	18
Camera, photographic supply stores	9	3	30	4	3	37	5
Office, store machine and equipment dealers	14	5	48	12	6	59	13
All other retail stores	8	1	14	7	2	15	8

[1] Sampling variability less than ½ of 1 percent.

out of three that estimates for these items would differ from the results of a complete enumeration by less than the percentage shown in the table.

Merchandise line sales.—The series of tables which follow give approximate measures of the differences which arise from sampling in the estimates of the merchandise line sales presented in columns 1 of tables titled "Merchandise Line Sales . . . United States, by Kind of Business: 1948," e. g., tables 16A, 17A, through 24A. Tables 16B, 17B, through 24B are geographic division tables, which have smaller samples and are therefore subject to greater variability. Multiplication factors for geographic divisions are given in the section "Geographic division multiplication factors," below.

TABLE XI.—SAMPLING VARIABILITY—MERCHANDISE LINE SALES—FOOD GROUP—UNITED STATES

If the kind of business is—	And if the merchandise line is handled by the following percentage of stores: 100	80	60	40	20	10	5
	Then the chances are about 2 out of 3 that estimated sales of the merchandise line would differ from the results of a complete enumeration by less than:						
	Per cent	*Per cent*	*Per cent*	*Per cent*	*Per cent*	*Per cent*	*Per cent*
Grocery stores, without fresh meat	1	1	1	1	2	3	4
Grocery stores, with fresh meat	(1)	(1)	(1)	1	1	1	2
Meat markets	1	2	2	3	4	5	7
Fish (sea food) markets	5	5	6	7	11	15	21
Fruit stores, vegetable markets	3	4	4	5	8	11	16
Candy, nut, confectionery stores	2	2	3	3	5	7	10
Dairy products stores	2	3	3	4	6	9	12
Milk dealers	1	1	1	1	2	2	3
Bakery products stores	2	2	3	4	5	8	11
Egg, poultry dealers	3	4	5	6	9	13	17
Delicatessen stores	4	5	6	7	11	15	21

[1] Sampling variability is less than ½ of 1 percent.

TABLE XII.—SAMPLING VARIABILITY—MERCHANDISE LINE SALES—EATING AND DRINKING PLACES—UNITED STATES

If the kind of business is—	And if the merchandise line is handled by the following percentage of stores: 100	80	60	40	20	10	5
	Then the chances are about 2 out of 3 that estimated sales of the merchandise line would differ from the results of a complete enumeration by less than:						
	Per cent	*Per cent*	*Per cent*	*Per cent*	*Per cent*	*Per cent*	*Per cent*
Restaurants, cafeterias	1	1	1	1	2	3	4
Caterers	6	7	8	9	13	19	26
Restaurants, cafeterias, caterers	1	1	1	1	2	3	4
Lunch counters, refreshment stands	2	2	2	3	4	5	7
Drinking places	1	1	1	2	2	3	5

TABLE XIII. SAMPLING VARIABILITY—MERCHANDISE LINE SALES—GENERAL MERCHANDISE GROUP, GENERAL STORES—UNITED STATES

If the kind of business is	And if the merchandise line is handled by the following percentage of stores: 100	80	60	40	20	10	5
	Then the chances are about 2 out of 3 that estimated sales of the merchandise line would differ from the results of a complete enumeration by less than:						
	Per cent	*Per cent*	*Per cent*	*Per cent*	*Per cent*	*Per cent*	*Per cent*
Department stores [1]							
Dry goods, general merchandise stores	1	1	1	1	2	2	3
Variety stores	(2)	1	1	1	1	2	2
General stores	1	2	2	3	4	6	8

[1] No sampling variability.
[2] Sampling variability is less than ½ of 1 percent.

TABLE XIV.—SAMPLING VARIABILITY—MERCHANDISE LINE SALES—APPAREL GROUP—UNITED STATES

If the kind of business is—	And if the merchandise line is handled by the following percentage of stores: 100	80	60	40	20	10	5
	Then the chances are about 2 out of 3 that estimated sales of the merchandise line would differ from the results of a complete enumeration by less than:						
	Per cent	*Per cent*	*Per cent*	*Per cent*	*Per cent*	*Per cent*	*Per cent*
Men's, boys' clothing stores	1	1	1	2	2	3	5
Men's, boys' furnishings stores	2	2	3	4	5	7	10
Family clothing stores	1	1	1	1	2	3	4
Women's ready-to-wear stores	1	1	1	1	1	2	3
Millinery stores	4	5	6	7	10	15	21
Hosiery stores	4	5	6	7	10	14	20
Corset, lingerie stores	6	7	8	10	15	21	30
Apparel accessory, specialty stores	4	4	5	6	9	12	17
Men's shoe stores	2	2	3	3	4	6	9
Women's shoe stores	2	2	2	3	4	5	7
Family shoe stores	1	2	2	2	4	5	8
Custom tailors	4	5	6	8	11	16	23
Furriers, fur shops	2	3	4	5	7	10	15
Children's, infants' wear stores	3	4	5	6	9	13	19

TABLE XV.—SAMPLING VARIABILITY—MERCHANDISE LINE SALES—FURNITURE, FURNISHINGS, APPLIANCE GROUP—UNITED STATES

If the kind of business is—	And if the merchandise line is handled by the following percentage of stores: 100	80	60	40	20	10	5
	Then the chances are about 2 out of 3 that estimated sales of the merchandise line would differ from the results of a complete enumeration by less than:						
	Per cent	*Per cent*	*Per cent*	*Per cent*	*Per cent*	*Per cent*	*Per cent*
Furniture stores	1	1	1	1	1	2	3
Floor covering stores	2	3	3	4	6	8	12
Drapery, curtain, upholstery stores	4	5	6	8	11	16	22
China, glassware, metalware stores	4	5	5	7	10	14	19
Antique stores	7	8	9	11	16	23	32
Other home furnishing stores	3	4	5	6	8	12	16
Household appliance stores	1	1	1	2	2	3	5
Radio stores	2	2	3	4	6	8	11

TABLE XVI.—SAMPLING VARIABILITY—MERCHANDISE LINE SALES—AUTOMOTIVE GROUP AND GASOLINE SERVICE STATIONS—UNITED STATES

If the kind of business is—	And if the merchandise line is handled by the following percentage of stores:						
	100	80	60	40	20	10	5
	Then the chances are about 2 out of 3 that estimated sales of the merchandise line would differ from the results of a complete enumeration by less than:						
	Per-cent	Per-cent	Per-cent	Per-cent	Per-cent	Per-cent	Per-cent
Motor vehicle (new and used) dealers	(1)	(1)	(1)	(1)	(1)	(1)	1
Motor vehicle (used) dealers	1	1	1	1	2	2	3
Tire, battery, accessory dealers	1	1	2	2	3	4	6
Motorcycle dealers	10	11	13	16	23	32	45
Aircraft dealers	6	7	8	9	13	19	26
Boat dealers	6	7	8	10	15	21	29
Other automotive dealers	3	4	5	6	8	12	17
Gasoline service stations	1	1	1	1	2	3	4

[1] Sampling variability is less than ½ of 1 percent.

TABLE XVII.—SAMPLING VARIABILITY—MERCHANDISE LINE SALES — LUMBER, BUILDING, HARDWARE GROUP — UNITED STATES

If the kind of business is—	And if the merchandise line is handled by the following percentage of stores:						
	100	80	60	40	20	10	5
	Then the chances are about 2 out of 3 that estimated sales of the merchandise line would differ from the results of a complete enumeration by less than:						
	Per-cent	Per-cent	Per-cent	Per-cent	Per-cent	Per-cent	Per-cent
Lumber yards	(1)	(1)	(1)	1	1	1	2
Building materials dealers	1	1	1	2	3	4	5
Paint, glass, wallpaper stores	2	3	3	4	6	8	12
Heating and plumbing equipment dealers	2	3	3	4	6	8	12
Electrical supply stores	7	7	9	11	15	22	31
Hardware stores	1	1	1	2	2	3	5
Farm equipment dealers	1	1	1	1	2	3	4

[1] Sampling variability is less than ½ of 1 percent.

TABLE XVIII.—SAMPLING VARIABILITY—MERCHANDISE LINE SALES—DRUG AND PROPRIETARY STORES—UNITED STATES

If the kind of business is—	And if the merchandise line is handled by the following percentage of stores:						
	100	80	60	40	20	10	5
	Then the chances are about 2 out of 3 that estimated sales of the merchandise line would differ from the results of a complete enumeration by less than:						
	Per-cent	Per-cent	Per-cent	Per-cent	Per-cent	Per-cent	Per-cent
Drug stores, with fountain	1	1	1	2	2	3	5
Drug stores, other	2	2	2	3	4	6	9
Proprietary stores, with fountain	5	5	6	8	12	17	24
Proprietary stores, other	7	7	9	11	15	22	31

TABLE XIX.—SAMPLING VARIABILITY—MERCHANDISE LINE SALES—MISCELLANEOUS KINDS OF BUSINESS—UNITED STATES

If the kind of business is—	And if the merchandise line is handled by the following percentage of stores:						
	100	80	60	40	20	10	5
	Then the chances are about 2 out of 3 that estimated sales of the merchandise line would differ from the results of a complete enumeration by less than:						
	Per-cent	Per-cent	Per-cent	Per-cent	Per-cent	Per-cent	Per-cent
Liquor stores	1	1	1	2	2	3	5
Second-hand stores.							
Furniture stores	6	7	8	10	14	21	29
Tire, battery, accessory dealers	9	10	12	15	21	30	42
Clothing, shoe stores	8	8	10	12	17	24	35
Book stores	21	23	27	33	46	66	92
Pawn shops	13	14	17	21	29	41	58
Other reatil stores:							
Fuel dealers, except fuel oil	1	1	1	2	2	3	5
Fuel oil dealers	1	1	2	2	3	4	6
Ice dealers	5	6	7	8	12	17	25
Hay, grain, feed stores	1	1	1	1	1	2	3
Other farm, garden supply stores	2	2	3	3	5	7	9
Jewelry stores	1	1	2	2	3	5	7
Book stores	2	2	3	3	5	7	9
Stationery stores	3	3	4	5	7	9	13
Sporting goods stores	3	3	4	5	7	11	15
Bicycle stores	10	12	14	17	24	34	48
Florists	3	3	4	5	7	11	15
Cigar stores and stands	2	2	3	3	5	7	10
News dealers, newsstands	4	4	5	7	10	14	20
Gift, novelty, souvenir stores	4	5	6	7	10	15	22
Music stores	2	2	3	4	6	8	12
Luggage, leather goods stores	5	6	7	10	14	21	30
Optical goods stores	4	5	6	8	12	18	25
Camera, photographic supply stores	3	3	4	5	8	11	16
Office, store machine and equipment dealers	6	8	9	12	18	27	38

Estimates given in columns 2, 4, or 5 of the merchandise line A-tables and B-tables are generally more reliable than those for the sales of the merchandise line. Estimated total sales of those handling the merchandise line, column 4, are slightly more reliable; but the percent of total sales accounted for by the sales of the merchandise line, column 2, and the ratio of merchandise line sales to the total sales of those handling the line, column 5, both have far less sampling variability in general.

Geographic division multiplication factors.—The estimates presented in the tables in volume II on a sample basis for geographic divisions are subject to larger sampling variability than the United States estimates because the sample for each is smaller than the national sample. Table XX, below, shows how many times larger is the sampling variability for each division as compared with that of the Nation.

TABLE XX. MULTIPLICATION FACTORS FOR SAMPLING VARIABILITY—GEOGRAPHIC DIVISIONS

Geographic division	Refer to the sampling variability for the United States and multiply by
New England	4.0
Middle Atlantic	2.1
East North Central	2.3
West North Central	3.2
South Atlantic	2.8
East South Central	3.8
West South Central	3.2
Mountain	5.7
Pacific	3.4

Thus, to obtain the approximate sampling variability of an estimate for a particular geographic division, reference is first made to the table showing the sampling variability at the national level for the item estimated. The variability at the regional level is obtained by multiplying this national level figure by the appropriate factor from the table above. This procedure is illustrated in the section immediately following.

Example of how to use the tables.—The use of sampling variability tables given above is illustrated below in two examples:

1. *Merchandise line tables.*—Data in tables 16A and 16B of volume II indicate that estimated sales of fresh fruits and vegetables by "Grocery stores, without fresh meat" amounted to $315,640,000 for the United States and $102,735,000 for the Middle Atlantic Division. To obtain the sampling variability of these figures, reference is first made to column 3 of table 16A. This shows that this merchandise line is handled by 59,185 of the 152,185 stores or by 39 percent of the stores analyzing sales. Turning to table X1, above, and referring to the line for "Grocery stores, without fresh meat" and the column headed 40 percent, a sampling variability of approximately 1 percent is found. This is the guide to the sampling variability for the national figure. Since, as indicated above, the multiplication factor for the Middle Atlantic Division is 2.1, the sampling variability is slightly more than twice as large. Thus, in this illustration, the chances are two out of three that the estimates of sales of fresh fruits and vegetables by "Grocery stores, without fresh meat" would be different because of sampling from the results of a complete enumeration by about 1 percent at the national level and 2 percent for the Middle Atlantic Division.

2. *Other tables.*—Data in tables 10A and 10B indicate that estimated merchandise inventories at the end of 1948 held by "Women's ready-to-wear stores" amounted to $113,787,000 for the United States and $103,705,000 for the Middle Atlantic Division. To obtain the approximate sampling variability of these two figures one turns to table 11, above, and refers to the line for "Women's ready-to-wear." In column 1 a sampling variability of 1 percent is found. This is the guide to the sampling variability for the national figure. Since the multiplication factor for the Middle Atlantic Division is 2.1, the sampling variability for that division is more than twice as large. Thus, in this illustration, the chances are two out of three that the estimates of merchandise inventories held by "Women's ready-to-wear stores" at the year end would be different because of sampling from the results of a complete enumeration, by about 1 percent at the national level and 2 percent for the Middle Atlantic Division.

LIST OF CORRECTIONS

This volume has been prepared primarily by assembling and binding the statistical portions of previously issued Subject Bulletins together with additional chapters covering other phases of Retail Trade which were not issued in bulletin form. This publication plan was adopted to conserve public funds and expedite the issuance of the volume. It was found desirable to reprint completely or partially, the following Subject Bulletins for volume publication: Credit; Employment and Pay Roll; Merchandise Line Sales—Food Group; Merchandise Line Sales—General Merchandise Group, General Stores; Merchandise Line Sales—Automotive Group and Gasoline Service Stations; Merchandise Line Sales—Lumber, Building, Hardware Group; and Merchandise Line Sales—Drug and Proprietary Stores. In some instances, therefore, data will differ from that shown in the bulletins as originally issued. The corrections appearing below represent revisions made after volume copy was returned from the printer.

["Line" and "Column" indicate the position of the item on a page. Thus "line 10" means the tenth line from the top of the table stub, counting every line on which printing appears regardless of presence or entries in field. "Column 5" means fifth column from the left, not counting the stub column.]

Chapter	Page	Table No.	Line No.	Item	Column	Change from—	To—
Merchandise Inventories	10.05	10B	40	Automotive group, all other automotive dealers (East South Central).	10, 11, and 12	(x)	(1).
Do	10.06	10B	25	Apparel group, other apparel accessory, specialty stores (Pacific).	10, 11, and 12	(x)	(1).
	10.06	10B	10	Automotive group, all other automotive dealers	Entire row	(x)	(1).
Do	10.19	10E	40	do	Entire row	(x)	(1).
Do	10.20	10E	40	do	Entire row	(x)	(1).
Do	10.21	10E	40	do	Entire row	(x)	(1).
Do	10.22	10E	25	Apparel group, other apparel accessory, specialty stores.	Entire row	(x)	(1).
	10.22	10E	40	Automotive group, all other automotive dealers	Entire row	(x)	(1).
Do	10.27	10F	58	Sporting goods stores, bicycle stores	2	192	2, 192.
Credit	11.19			Revise table number and title to read: Table 11C.—ANALYSIS OF CASH AND CREDIT SALES AND BALANCES DUE FOR SINGLE AND MULTIUNITS—UNITED STATES, BY KIND OF BUSINESS: 1948—Continued.			
	11.19			Revise headnote to read. [See text for explanatory material and description of sample data included]			
Employment and Pay Roll	13.42	13D	23	Family clothing stores	17	42, 10	4, 210.
MERCHANDISE LINE SALES—							
Apparel Group	19.24	19D	25	Other sales (Georgia)	11	108	...
	19.24	19D	25	do	15	21, 169	...
Furniture, Furnishings, Appliance group.	20.06	20C	4	Mattresses, springs, other sleep equipment	7	32, 359	45, 611.
Do	20.17	20D	35	Other sales	2	55	...
	20.17	20D	35	do	3	7, 362	...
Automotive Group and Gasoline Service Stations.	21.20	21D	12	do	2	151	...
	21.20	21D	12	do	3	10, 108	...
Do	21.29	21E	22	Not analyzing merchandise line sales	15	772	...
Do	21.30	21E	Below 25	Box heading—Charleston, W. Va	Over columns 1, 2, 3	Charlestown, W. Va	Charleston, W. Va
Do	21.34	21E	58	Fuel oil	6	,366	1, 366.
	21.34	21E	60	Tire recapping and vulcanizing	6	3, 19	3, 119.
Miscellaneous kinds of business	24.47	24D	28	Newspapers and magazines	6	6, 847	6, 874.
Do	24.60	24E	49	Novelty and costume jewelry	8	7	17.

MERCHANDISE INVENTORIES

CONTENTS

Table		Page
10A	Merchandise Inventories--United States, by Kind of Business, 1948: Stores, sales, and merchandise inventories	10.03
10B	Merchandise Inventories--Geographic Division, by Kind of Business, 1948: Stores, sales, and merchandise inventories	10.04
10C-1	Merchandise Inventories--Corporate Status, by Kind of Business--United States, 1948: Stores, sales, and merchandise inventories	10.07
10C-2	Merchandise Inventories--Kind of Business by Sales Size--United States, 1948: Stores, sales, and merchandise inventories	10.08
10D	Merchandise Inventories--Single and Multiunits--United States, by Kind of Business, 1948: Stores, sales, and merchandise inventories	10.11
10E	Merchandise Inventories of Large Stores and Multiunits, and Small-Store Sample--United States and Geographic Divisions, by Kind of Business, 1948: Stores, sales, and merchandise inventories	10.13

	Page		Page		Page
New England	10.14	West North Central	10.17	West South Central	10.20
Middle Atlantic	10.15	South Atlantic	10.18	Mountain	10.21
East North Central	10.16	East South Central	10.19	Pacific	10.22

10F	Merchandise Inventories of Large Stores and Multiunits--State, by Kind of Business, 1948: Stores, sales, and merchandise inventories				10.23

	Page		Page		Page
Alabama	10.23	Maine	10.31	Oklahoma	10.40
Arizona	10.23	Maryland	10.32	Oregon	10.40
Arkansas	10.24	Massachusetts	10.32	Pennsylvania	10.41
California	10.24	Michigan	10.33	Rhode Island	10.41
Colorado	10.25	Minnesota	10.33	South Carolina	10.42
Connecticut	10.25	Mississippi	10.34	South Dakota	10.42
Delaware	10.26	Missouri	10.34	Tennessee	10.43
District of Columbia	10.26	Montana	10.35	Texas	10.43
Florida	10.27	Nebraska	10.35	Utah	10.44
Georgia	10.27	Nevada	10.36	Vermont	10.44
Idaho	10.28	New Hampshire	10.36	Virginia	10.45
Illinois	10.28	New Jersey	10.37	Washington	10.45
Indiana	10.29	New Mexico	10.37	West Virginia	10.46
Iowa	10.29	New York	10.38	Wisconsin	10.46
Kansas	10.30	North Carolina	10.38	Wyoming	10.47
Kentucky	10.30	North Dakota	10.39		
Louisiana	10.31	Ohio	10.39		

Table 10A.—MERCHANDISE INVENTORIES—UNITED STATES, BY KIND OF BUSINESS. 1948

STORES, SALES, AND MERCHANDISE INVENTORIES

[Data based on sample. See text for description of sample and other explanatory material.]

Kind of business	Stores (Number)	Sales, entire year (Thousand dollars)	Merchandise inventories, at cost: End of year (Thousand dollars)	Merchandise inventories, at cost: Beginning of year (Thousand dollars)
United States, total	1,770,000	132,219,592	14,777,031	12,891,103
Food group	504,415	31,305,285	1,590,055	1,472,967
Grocery stores, without fresh meat	154,285	4,076,486	345,758	313,719
Grocery stores, with fresh meat	223,655	20,949,998	1,096,113	1,023,390
Meat markets	23,885	1,636,018	21,272	19,937
Fish (sea food) markets	5,578	150,461	2,399	2,401
Fruit stores, vegetable markets	15,753	400,288	6,948	5,759
Candy, nut, confectionery stores	32,873	665,415	35,804	31,530
Dairy products stores	5,795	328,518	9,015	8,258
Milk dealers	5,937	1,582,030	16,267	15,257
Bakery products stores	20,137	749,532	19,157	18,488
Egg, poultry dealers	5,582	266,656	3,018	2,537
Delicatessen stores	8,845	317,566	22,059	18,863
Other food stores	2,090	182,317	12,245	12,828
Eating and drinking places	346,647	11,079,502	426,779	421,656
Restaurants, cafeterias, caterers	140,111	5,665,959	123,755	121,961
Lunch counters, refreshment stands	53,999	1,061,402	24,587	21,911
Drinking places	152,537	4,352,141	278,437	277,784
General stores	21,567	1,232,647	202,633	184,416
General merchandise group	52,554	15,983,069	2,214,087	2,116,404
Department stores	2,580	10,644,747	1,317,826	1,301,589
Dry goods, general merchandise stores	29,753	2,821,004	536,257	483,726
Variety stores	20,221	2,517,318	360,004	331,089
Apparel group	115,677	9,905,494	1,818,253	1,612,588
Men's, boys' clothing stores	14,510	1,606,576	375,536	317,063
Men's, boys' furnishings stores	9,222	568,764	156,248	136,365
Family clothing stores	12,534	1,818,017	345,266	318,032
Women's ready-to-wear stores	30,673	3,332,246	413,787	370,455
Millinery stores	5,718	107,803	8,498	7,473
Hosiery stores	1,683	71,137	9,207	7,693
Corset, lingerie stores	2,815	94,074	20,560	19,747
Apparel accessory, specialty stores	3,250	173,113	27,635	24,966
Men's shoe stores	2,323	198,689	34,717	29,966
Women's shoe stores	3,230	377,525	58,356	52,190
Family shoe stores	13,713	882,762	224,194	201,330
Children's, juveniles' shoe stores	(1)	(1)	(1)	(1)
Custom tailors	4,948	146,085	21,458	19,354
Furriers, fur shops	2,355	219,306	45,896	44,699
Children's, infants' wear stores	7,386	259,473	67,013	55,493
Other apparel stores	1,029	36,557	6,748	5,552
Furniture, furnishings, appliance group	85,570	6,998,874	1,389,254	1,159,206
Furniture stores	29,027	3,472,061	752,916	654,484
Floor covering stores	4,807	375,916	77,988	55,864
Drapery, curtain, upholstery stores	2,943	136,114	26,246	23,120
China, glassware, metalware stores	1,496	115,346	25,119	22,211
Antique stores	4,953	50,379	24,476	21,488
Other home furnishing stores	5,428	283,221	29,349	24,309
Household appliance stores	29,699	2,168,041	385,861	303,356
Radio stores	7,217	397,796	67,299	54,374
Automotive group	86,200	20,173,783	2,078,794	1,583,458
Motor vehicle (new and used) dealers	44,036	15,985,886	1,541,389	1,134,868
Motor vehicle (used) dealers	16,875	2,458,681	201,546	161,097
Tire, battery, accessory dealers	20,625	1,380,578	275,571	238,934
Motorcycle dealers	1,572	61,013	15,470	12,009
Aircraft dealers	155	27,922	3,451	3,386
Boat dealers	1,355	74,254	15,397	13,669
Other automotive dealers	1,582	185,449	25,970	19,495
Gasoline service stations	188,240	6,757,047	388,825	311,102
Lumber, building, hardware group	98,932	11,292,563	2,164,998	1,750,515
Lumber yards	21,517	4,333,496	739,912	603,866
Building materials dealers	4,585	810,272	91,358	72,834
Paint, glass, wallpaper stores	11,111	507,614	109,913	94,930
Heating and plumbing equipment dealers	7,696	585,866	92,162	76,410
Electrical supply stores	1,735	88,380	16,027	12,900
Hardware stores	34,675	2,541,192	645,317	554,517
Farm equipment dealers	17,613	2,425,743	470,309	335,058
Drug and proprietary stores	55,780	4,037,480	615,905	562,720
Drug stores, with fountain	33,626	2,857,162	411,900	377,439
Drug stores, other	13,312	880,737	156,451	144,527
Proprietary stores, with fountain	6,095	220,638	34,253	28,841
Proprietary stores, other	2,747	78,943	13,301	11,913
Liquor stores	33,424	2,617,593	330,078	332,822
Second-hand stores	16,958	315,293	67,081	63,045
Furniture stores	6,414	74,888	13,003	11,505
Tire, battery, accessory dealers	2,412	62,793	10,841	9,501
Clothing, shoe stores	3,693	42,246	8,131	7,629
Book stores	(1)	(1)	(1)	(1)
Pawn shops	1,522	60,015	20,225	18,891
Other second-hand stores	2,552	68,559	12,764	13,526
Other retail stores	164,036	10,520,962	1,490,289	1,320,204
Fuel dealers, except fuel oil	15,279	1,654,940	141,702	108,659
Fuel oil dealers	4,201	723,638	37,000	32,235
Ice dealers	3,173	90,302	2,038	1,595
Hay, grain, feed stores	17,816	2,785,528	208,443	207,575
Other farm, garden supply stores	3,745	374,089	47,591	41,314
Jewelry stores	21,271	1,258,928	460,643	413,207
Book stores	2,836	267,055	36,950	35,061
Stationery stores	4,104	292,648	58,708	52,072
Sporting goods stores	7,074	310,847	82,922	71,042
Bicycle stores	1,520	34,132	8,230	6,403
Florists	14,748	380,468	16,450	14,279
Cigar stores and stands	14,522	542,151	40,722	36,180
News dealers, newsstands	6,807	228,184	14,452	12,817
Gift, novelty, souvenir stores	12,510	209,410	57,171	48,013
Music stores	6,125	347,352	83,213	71,343
Luggage, leather goods stores	1,194	68,290	17,614	15,987
Optical goods stores	1,890	74,290	8,646	8,001
Camera, photographic supply stores	3,031	207,083	43,443	35,757
Office, store machine and equipment dealers	2,319	104,711	19,812	15,066
All other retail stores	19,871	566,916	104,539	93,598

[1] Not shown—sampling variability too high.

Table 10B.—MERCHANDISE INVENTORIES—GEOGRAPHIC DIVISION, BY KIND OF BUSINESS: 1948

STORES, SALES, AND MERCHANDISE INVENTORIES

[Data based on sample. See text for description of sample and other explanatory material.]

Kind of business	New England				Middle Atlantic				East North Central			
	Stores	Sales, entire year	Merchandise inventories, at cost		Stores	Sales, entire year	Merchandise inventories, at cost		Stores	Sales, entire year	Merchandise inventories, at cost	
			End of year	Beginning of year			End of year	Beginning of year			End of year	Beginning of year
	(Number)	(Thousand dollars)	(Thousand dollars)	(Thousand dollars)	(Number)	(Thousand dollars)	(Thousand dollars)	(Thousand dollars)	(Number)	(Thousand dollars)	(Thousand dollars)	(Thousand dollars)
Total	115,234	2,695,561	899,363	810,379	395,769	28,564,503	2,997,670	2,674,636	350,223	29,324,517	3,244,[illegible]	2,750,193
Food group	33,134	2,191,632	106,285	101,900	123,737	7,630,701	328,774	306,561	91,577	6,752,822	313,364	293,900
Grocery stores, without fresh meat	9,542	341,438	23,890	23,463	35,030	1,280,410	100,639	93,264	17,200	624,723	46,906	44,435
Grocery stores, with fresh meat	14,633	1,438,065	72,368	68,920	32,117	3,723,023	166,602	157,360	48,992	4,681,420	231,402	217,199
Meat markets, fish markets	1,990	109,569	1,488	1,468	14,367	849,295	8,452	7,644	5,348	385,049	6,210	5,807
Fruit stores, vegetable markets	1,175	37,007	839	805	8,123	207,577	2,633	2,185	2,444	60,162	1,366	1,132
Candy, nut, confectionery stores	1,979	47,802	2,503	2,315	15,160	288,146	17,104	14,468	6,638	173,551	8,212	7,455
Dairy products stores, milk dealers	1,101	258,781	2,355	2,275	4,268	655,238	9,363	8,579	3,113	499,346	6,[illegible]47	6,252
Bakery products stores	1,865	64,041	1,124	1,134	6,624	286,173	6,768	6,644	4,500	176,392	5,018	4,882
Egg, poultry dealers	303	(1)	(1)	(1)	2,348	101,649	369	376	1,083	50,634	511	564
All other food stores	546	24,346	1,652	1,486	5,700	239,190	17,045	15,441	2,259	101,045	6,792	6,174
Eating and drinking places	19,633	710,336	25,106	25,197	77,929	2,994,557	122,743	119,313	77,802	2,581,103	110,421	110,062
Eating places	13,049	509,117	11,975	11,932	38,314	1,750,248	40,847	41,944	34,218	1,248,138	36,743	36,539
Drinking places	6,584	201,219	13,131	13,265	39,615	1,244,309	74,896	77,369	43,584	1,332,965	83,678	83,523
General stores	560	(1)	(1)	(1)	1,634	111,302	19,198	17,667	2,214	147,379	26,557	24,216
General merchandise group	3,300	884,838	118,983	117,685	10,152	3,208,900	407,936	397,414	8,299	3,922,713	499,377	483,755
Department stores	186	582,681	68,913	69,709	366	2,305,927	262,518	259,966	623	2,954,398	345,642	345,362
Dry goods, general merchandise stores	1,784	113,585	23,129	21,600	6,379	330,016	72,373	66,936	3,821	436,580	81,518	72,830
Variety stores	1,330	188,572	26,941	26,376	3,407	572,957	73,046	70,512	3,855	531,755	72,217	65,563
Apparel group	9,417	728,375	132,415	121,482	35,645	2,913,034	512,545	466,807	22,450	2,049,204	366,452	322,213
Men's, boys' clothing, furnishings stores	2,018	150,411	38,946	33,876	7,054	635,470	153,880	133,722	4,832	487,380	116,392	99,688
Family clothing stores	850	108,659	20,128	18,608	2,225	468,174	68,798	68,524	1,930	318,833	56,533	51,889
Women's ready-to-wear stores	2,338	261,832	31,364	29,422	8,783	908,081	103,705	95,259	5,430	670,343	78,778	69,694
Millinery stores	538	(1)	(1)	(1)	2,020	37,131	3,228	2,936	1,362	25,570	1,850	1,533
Other apparel accessory, specialty stores	642	25,960	4,030	3,888	4,284	178,169	31,982	30,133	1,336	65,206	10,110	8,592
Shoe stores	1,715	110,312	24,564	22,867	5,689	431,286	94,661	86,391	4,581	337,478	76,791	67,547
Custom tailors	407	(1)	(1)	(1)	1,543	46,869	7,262	6,673	1,025	37,820	5,302	4,758
Furriers, fur shops	243	20,329	4,511	4,144	934	84,528	18,792	18,270	581	59,615	9,707	9,263
All other apparel stores	666	30,990	6,888	6,109	3,111	123,396	30,237	24,999	1,373	46,459	10,989	9,249
Furniture, furnishings, appliance group	6,149	434,159	89,672	78,789	19,595	1,648,096	312,754	265,959	16,576	1,386,073	279,520	233,959
Furniture stores	1,823	208,278	49,501	45,690	5,177	692,117	144,018	128,660	5,048	656,215	148,289	130,718
Floor covering, drapery stores	700	37,668	8,305	6,272	2,677	161,194	32,967	25,907	1,538	129,334	27,358	20,166
Other home furnishing stores	1,357	30,163	5,087	4,373	4,184	140,373	29,202	25,938	1,905	77,525	10,172	8,223
Household appliance stores	1,681	136,421	23,184	19,941	5,539	458,284	77,227	61,724	6,485	451,057	80,504	64,470
Radio stores	588	21,629	3,595	2,513	2,018	196,128	29,340	23,730	1,600	71,948	13,197	10,382
Automotive group	4,912	1,111,682	121,722	87,264	13,435	3,393,580	332,093	250,128	18,394	4,601,391	444,704	348,758
Motor vehicle (new and used) dealers	2,637	906,039	93,414	63,599	6,955	2,726,987	252,373	185,210	9,691	3,690,180	328,354	253,735
Motor vehicle (used) dealers	1,055	121,996	11,110	9,143	2,634	421,085	33,697	25,359	3,485	549,366	44,541	35,523
Tire, battery, accessory dealers	943	70,350	14,269	11,693	3,102	176,102	37,207	31,684	3,954	268,920	55,347	46,739
All other automotive dealers	277	13,297	2,924	2,829	744	49,406	8,816	7,875	1,264	94,925	16,462	12,761
Gasoline service stations	11,567	392,779	22,795	18,236	31,020	1,040,403	60,843	47,625	36,990	1,547,753	84,611	67,687
Lumber, building, hardware group	4,535	559,073	98,815	85,607	15,029	1,527,759	297,622	250,141	23,568	2,601,963	502,837	408,598
Lumber yards, building materials dealers	1,076	282,723	42,443	36,719	3,362	731,169	112,868	92,419	5,488	1,177,423	188,649	153,115
Plumbing, paint, electrical stores	1,038	75,582	13,127	11,379	4,343	239,175	46,908	39,551	5,404	299,312	59,124	50,362
Hardware stores	1,908	159,451	35,288	31,663	6,082	404,816	104,411	93,670	8,236	588,313	151,936	131,341
Farm equipment dealers	303	41,317	7,957	5,846	1,242	152,599	33,435	24,501	4,440	536,915	103,128	73,780
Drug and proprietary stores	4,114	264,886	37,778	34,810	12,168	721,996	123,753	112,385	10,976	914,071	122,766	114,094
Drug stores	3,249	233,418	33,186	30,577	10,930	675,968	116,330	106,176	9,475	851,118	113,740	106,377
Proprietary stores	865	(1)	(1)	(1)	1,238	46,028	7,423	6,209	1,501	62,953	9,026	7,717
Liquor stores	3,411	231,227	34,534	35,692	7,076	617,900	94,687	95,362	5,456	417,784	43,556	43,333
Second-hand stores	1,052	20,077	2,656	2,645	1,345	58,394	14,333	15,187	2,809	52,872	11,558	9,992
Other retail stores	13,460	941,220	104,772	97,554	45,002	2,697,881	370,390	330,087	33,112	2,348,883	339,180	289,626
Fuel, fuel oil dealers	2,619	351,306	1,600	19,295	5,569	769,764	47,628	39,886	4,840	606,606	59,450	40,856
Ice dealers	319	(1)	(1)	(1)	811	13,331	195	147	582	21,750	435	336
Feed, farm, garden supply stores	1,301	204,994	14,545	14,569	2,995	546,312	43,769	45,335	4,608	712,420	59,951	56,386
Jewelry stores	1,309	85,214	27,900	26,252	4,537	275,637	108,312	96,156	4,502	271,983	97,152	86,780
Book, stationery stores	54[illegible]	40,918	6,910	6,543	2,190	166,371	24,785	22,790	1,197	111,369	20,054	18,246
Sporting goods stores, bicycle stores	613	30,339	5,636	4,978	1,817	78,001	21,130	17,471	1,987	73,709	19,761	16,728
Florists	1,075	26,228	700	747	3,757	91,336	4,120	3,632	3,034	83,064	3,327	2,869
Cigar stores and stands	1,265	57,368	3,716	3,283	7,777	244,845	19,334	16,871	2,366	98,557	6,823	5,949
News dealers, newsstands	722	33,461	1,805	1,580	3,027	92,333	5,679	4,961	979	38,002	2,257	2,056
Gift, novelty, souvenir stores	1,346	19,631	1,957	1,925	3,482	65,381	17,861	14,504	2,143	40,923	9,658	7,891
Music stores	425	21,742	2,736	2,582	1,430	62,844	16,575	13,998	1,389	78,818	19,518	17,490
Luggage, leather goods stores	80	(1)	(1)	(1)	377	22,249	5,765	4,794	213	(1)	(1)	(1)
Optical goods stores	148	(1)	(1)	(1)	640	22,997	2,938	2,846	287	(1)	(1)	(1)
Camera, photographic supply stores	263	(1)	(1)	(1)	780	67,181	14,401	12,010	639	45,026	10,447	7,877
Office, store machine and equipment dealers	156	(1)	(1)	(1)	361	(1)	(1)	(1)	470	(1)	(1)	(1)
All other retail stores	1,498	38,467	6,566	6,320	5,502	162,753	34,715	32,207	3,936	120,501	21,876	19,015

See footnotes at end of table.

Table 10B.—MERCHANDISE INVENTORIES—GEOGRAPHIC DIVISION, BY KIND OF BUSINESS: 1948—Continued

STORES, SALES, AND MERCHANDISE INVENTORIES

[Data based on sample. See text for description of sample and other explanatory material.]

Kind of business	West North Central				South Atlantic				East South Central			
	Stores	Sales, entire year	Merchandise inventories, at cost		Stores	Sales, entire year	Merchandise inventories, at cost		Stores	Sales, entire year	Merchandise inventories, at cost	
			End of year	Beginning of year			End of year	Beginning of year			End of year	Beginning of year
	(Number)	(Thousand dollars)	(Thousand dollars)	(Thousand dollars)	(Number)	(Thousand dollars)	(Thousand dollars)	(Thousand dollars)	(Number)	(Thousand dollars)	(Thousand dollars)	(Thousand dollars)
Total	139,207	13,431,991	1,598,570	1,441,127	222,723	14,380,7[illegible]	1,711,638	1,400,291	112,910	4,495,634	758,968	644,677
Food group	38,319	[illegible]	150,439	147,915	76,444	3,402,744	183,867	164,223	44,194	1,541,484	106,829	93,375
Grocery stores, without fresh meat	8,552	282,199	27,724	24,746	30,729	419,071	38,303	33,319	23,149	273,947	30,355	25,015
Grocery stores, with fresh meat	22,384	1,006,451	119,980	114,504	34,903	2,583,173	134,536	121,649	18,795	1,170,895	73,806	65,807
Meat markets, fish markets	1,127	75,498	1,518	1,48	2,242	81,161	1,444	1,223	446	18,507	339	317
Fruit stores, vegetable markets	379	(1)	(1)	(1)	1,664	28,845	653	498	338	(1)	(1)	(1)
Candy, nut, confectionery stores	1,946	30,290	1,380	1,425	3,543	55,807	3,218	2,614	597	8,562	401	374
Dairy products stores, milk dealers	1,067	129,750	1,783	1,830	711	136,152	1,827	1,839	257	40,378	552	442
Bakery products stores	1,791	54,942	1,698	1,693	1,336	37,876	803	751	389	(1)	(1)	(1)
Egg, poultry dealers	420	24,830	474	348	522	23,478	467	276	115	(1)	(1)	(1)
All other food stores	47	22,134	1,525	1,650	644	37,201	2,056	2,074	108	12,769	783	847
Eating and drinking places	31,448	959,368	40,023	40,416	38,423	1,007,341	35,952	33,680	17,308	367,057	[illegible]	8,913
Eating places	19,104	545,260	10,405	9,914	26,259	738,199	18,042	16,204	12,642	273,346	6,080	5,254
Drinking places	12,344	414,108	29,618	30,502	12,164	269,142	17,910	17,476	4,666	93,711	3,695	3,659
General stores	2,224	147,698	25,699	23,625	[illegible]	287,752	42,756	38,193	4,712	200,385	33,149	30,117
General merchandise group	5,208	1,780,422	236,820	227,716	7,385	1,876,967	262,758	244,502	4,789	786,847	119,417	110,604
Department stores	278	1,306,685	141,752	142,486	414	1,097,545	135,109	129,804	135	392,132	47,704	47,184
Dry goods, general merchandise stores	2,741	368,810	62,689	55,296	4,475	422,327	78,409	69,999	3,432	257,945	52,676	46,691
Variety stores	2,189	204,927	32,379	29,934	2,496	357,095	49,240	44,699	1,222	136,770	19,037	16,729
Apparel group	[illegible]	771,315	143,123	127,298	12,308	1,080,052	192,757	170,105	4,849	443,028	79,918	68,730
Men's, boys' clothing, furnishings stores	2,100	189,551	48,185	40,750	2,589	226,613	52,177	44,077	835	82,958	18,779	15,431
Family clothing stores	1,642	165,798	32,586	27,918	2,367	240,218	50,613	46,696	1,369	131,562	29,092	25,979
Women's ready-to-wear stores	2,501	[illegible]	33,462	[illegible]	3,505	385,553	47,739	42,686	1,304	153,878	18,348	15,830
Millinery stores	393	[illegible]	289	326	424	11,547	1,068	956	159	(1)	(1)	(1)
Other apparel accessory, specialty stores	225	(x)	(x)	(x)	431	18,393	3,116	3,189	98	(1)	(1)	(1)
Shoe stores	1,755	[illegible]	[illegible]	21,134	1,726	151,676	28,420	24,769	692	56,159	10,033	8,722
Custom tailors	336	(1)	(1)	(1)	369	(1)	(1)	(1)	155	(1)	(1)	(1)
Furriers, fur shops	177	17,440	4,190	3,922	74	(1)	(1)	(1)	30	(1)	(1)	(1)
All other apparel stores	426	(x)	(x)	(x)	783	27,266	6,147	4,945	207	(1)	(1)	(1)
Furniture, furnishings, appliance group	8,518	[illegible]	133,993	107,947	9,967	837,989	152,095	125,510	4,705	352,351	69,048	56,729
Furniture stores	2,764	315,575	73,729	61,704	4,471	470,787	91,357	78,881	2,319	218,010	44,212	37,870
Floor covering, drapery stores	406	28,495	5,657	4,337	594	49,023	7,868	6,310	166	(1)	(1)	(1)
Other home furnishing stores	[illegible]	59,979	4,138	3,501	1,210	57,787	8,026	7,992	366	11,146	1,792	1,555
Household appliance stores	4,226	239,215	47,514	35,711	3,142	340,406	40,000	[illegible]	1,657	106,966	19,749	14,891
Radio stores	[illegible]	(1)	(1)	(1)	530	28,986	4,784	4,297	197	(1)	(1)	(1)
Automotive group	11,582	[illegible]	257,348	194,239	10,166	2,394,189	234,505	182,50[illegible]	5,101	1,174,266	117,236	88,960
Motor vehicle (new and used) dealers	5,928	1,847,779	197,736	144,316	5,169	1,873,388	170,896	127,624	2,751	927,436	86,581	64,426
Motor vehicle (used) dealers	1,753	227,763	13,793	15,287	2,043	294,716	21,949	16,966	833	141,567	10,484	8,217
Tire, battery, accessory dealers	2,862	156,474	35,226	30,262	2,487	185,124	34,137	31,247	1,369	94,426	18,224	14,775
All other automotive dealers	439	37,250	5,593	4,374	467	40,961	7,523	5,668	148	(x)	(x)	(x)
Gasoline service stations	23,480	332,124	55,424	45,878	26,004	809,399	47,293	[illegible]	10,752	353,576	20,576	16,629
Lumber, building, hardware group	19,912	1,992,147	413,910	319,923	8,099	1,045,404	186,553	150,875	4,876	547,455	100,850	79,196
Lumber yards, building materials dealers	4,941	701,832	143,328	112,562	1,950	471,022	65,089	50,885	1,269	220,012	31,812	25,655
Plumbing, paint, electrical stores	2,878	153,330	28,166	23,568	1,429	88,788	17,382	14,308	738	42,093	7,451	6,029
Hardware stores	6,239	383,727	100,937	84,275	3,622	325,650	75,983	65,259	2,014	168,062	39,499	32,968
Farm equipment dealers	5,854	753,258	141,479	99,518	1,098	159,944	28,399	20,423	855	117,288	22,088	14,544
Drug and proprietary stores	6,185	412,104	67,561	62,115	6,468	506,825	67,539	60,915	3,303	216,166	31,015	27,962
Drug stores	5,053	376,284	61,092	56,128	5,043	460,304	60,628	55,309	2,679	199,251	28,063	25,294
Proprietary stores	1,132	35,820	6,469	5,987	1,425	46,521	6,911	5,606	624	(1)	(1)	(1)
Liquor stores	3,122	203,023	28,254	29,998	3,904	448,422	40,819	43,770	1,013	122,734	10,441	10,471
Second-hand stores	1,705	21,014	3,608	2,880	1,778	40,348	10,165	9,640	829	16,613	3,947	3,928
Other retail stores	[illegible]	981,734	130,378	115,037	16,442	1,143,291	154,579	136,796	6,479	369,172	56,667	49,061
Fuel, fuel oil dealers	[illegible]	154,858	14,054	11,122	1,775	206,282	15,948	12,085	963	65,790	4,841	3,720
Ice dealers	234	(1)	(1)	(1)	343	23,867	788	547	213	6,660	126	72
Feed, farm, garden supply stores	3,605	441,604	33,701	32,444	2,988	429,101	35,051	33,675	1,396	138,748	12,787	11,328
Jewelry stores	2,328	104,903	37,283	32,096	2,439	150,725	53,274	48,132	1,012	61,736	23,832	20,749
Book, stationery stores	488	42,608	7,256	6,682	570	52,859	9,226	7,997	164	11,056	2,247	2,044
Sporting goods stores, bicycle stores	694	29,804	7,584	6,671	733	28,572	7,008	5,904	277	(1)	(1)	(1)
Florists	862	31,469	1,510	1,560	1,733	44,818	1,764	1,375	762	15,139	653	534
Cigar stores and stands	653	25,913	1,662	1,477	600	39,917	2,206	1,927	160	7,581	403	348
News dealers, newsstands	254	(1)	(1)	(1)	652	21,333	1,219	1,063	160	(1)	(1)	(1)
Gift, novelty, souvenir stores	847	10,604	2,989	2,521	1,332	17,236	5,560	4,598	313	(1)	(1)	(1)
Music stores	540	40,921	8,791	7,236	646	35,418	7,643	6,240	216	11,876	2,713	2,393
Luggage, leather goods stores	104	(1)	(1)	(1)	77	(1)	(1)	(1)	29	(1)	(1)	(1)
Optical goods stores	125	(1)	(1)	(1)	233	(1)	(1)	(1)	67	(1)	(1)	(1)
Camera, photographic supply stores	184	(1)	(1)	(1)	260	14,704	2,391	1,854	71	(1)	(1)	(1)
Office, store machine and equipment dealers	300	(1)	(1)	(1)	261	(1)	(1)	(1)	102	(1)	(1)	(1)
All other retail stores	1,605	54,373	9,173	8,084	1,800	48,802	7,533	6,777	574	(1)	(1)	(1)

See footnotes at end of table.

Table 10B.—MERCHANDISE INVENTORIES—GEOGRAPHIC DIVISION, BY KIND OF BUSINESS: 1948—Continued

STORES, SALES, AND MERCHANDISE INVENTORIES

[Data based on sample. See text for description of sample and other explanatory material.]

Kind of business	West South Central				Mountain				Pacific			
	Stores	Sales, entire year	Merchandise inventories, at cost		Stores	Sales, entire year	Merchandise inventories, at cost		Stores	Sales, entire year	Merchandise inventories, at cost	
			End of year	Beginning of year			End of year	Beginning of year			End of year	Beginning of year
	(Number)	(Thousand dollars)	(Thousand dollars)	(Thousand dollars)	(Number)	(Thousand dollars)	(Thousand dollars)	(Thousand dollars)	(Number)	(Thousand dollars)	(Thousand dollars)	(Thousand dollars)
Total	169,545	11,067,896	1,324,928	1,111,442	59,849	4,731,846	581,434	495,760	164,342	15,027,421	1,753,657	1,558,596
Food group	50,295	2,426,895	148,178	133,227	12,732	962,679	55,678	52,561	34,003	3,558,203	190,641	179,305
Grocery stores, without fresh meat	18,011	291,380	26,000	23,528	3,125	80,740	7,200	6,389	8,928	482,578	43,981	39,560
Grocery stores, with fresh meat	27,757	1,964,238	117,753	105,682	7,558	790,004	45,847	43,872	16,160	2,532,245	133,919	127,737
Meat markets, fish markets	1,004	40,167	845	710	325	23,621	600	622	2,616	206,624	2,975	3,061
Fruit stores, vegetable markets	455	(1)	(1)	(1)	153	(1)	(1)	(1)	1,022	42,880	835	628
Candy, nut, confectionery stores	1,226	12,458	574	550	543	(1)	(1)	(1)	1,247	40,135	2,070	2,073
Dairy products stores, milk dealers	315	53,283	848	815	346	30,235	519	493	554	107,375	1,088	990
Bakery products stores	1,026	28,120	768	688	523	(1)	(1)	(1)	2,083	71,309	1,966	1,835
Egg, poultry dealers	284	16,790	325	234	48	(1)	(1)	(1)	459	29,501	473	446
All other food stores	148	12,729	848	818	111	(1)	(1)	(1)	934	45,557	3,334	2,975
Eating and drinking places	31,382	707,456	18,399	17,317	12,797	404,470	15,824	15,435	35,425	1,347,814	48,536	51,283
Eating places	19,978	514,353	8,860	7,840	7,047	229,666	4,260	4,239	22,999	919,034	19,130	19,966
Drinking places	11,404	193,103	9,539	9,477	5,750	174,804	11,564	11,196	12,426	428,780	29,406	31,317
General stores	3,360	177,711	29,997	27,110	830	84,774	13,194	12,207	498	50,369	8,453	7,763
General merchandise group	6,393	1,382,119	211,537	196,894	1,930	531,783	84,649	79,059	5,098	1,808,480	272,610	258,775
Department stores	201	739,412	96,365	93,031	109	277,238	42,888	41,836	268	1,288,749	176,935	172,211
Dry goods, general merchandise stores	3,913	428,173	82,449	73,921	1,094	174,999	29,307	26,382	2,114	288,569	53,708	50,071
Variety stores	2,279	214,534	32,723	29,942	727	79,546	12,454	10,841	2,716	231,162	41,967	36,493
Apparel group	7,063	697,043	127,032	109,409	3,013	244,559	51,441	43,855	11,954	979,184	206,570	182,389
Men's, boys' clothing, furnishings stores	1,279	127,989	28,962	22,996	631	53,367	13,735	11,505	2,394	221,301	60,728	51,383
Family clothing stores	1,540	196,109	41,994	37,863	435	54,021	12,904	11,593	769	134,723	32,618	28,962
Women's ready-to-wear stores	2,123	241,673	32,387	27,858	960	87,830	12,966	11,254	3,722	363,161	54,838	48,897
Millinery stores	218	(1)	(1)	(1)	99	(1)	(1)	(1)	463	8,042	573	491
Other apparel accessory, specialty stores	148	8,427	1,114	986	64	(x)	(x)	(x)	520	(x)	(x)	(x)
Shoe stores	1,017	91,468	16,934	14,982	418	33,472	8,642	7,112	1,951	156,430	35,459	32,172
Custom tailors	238	(1)	(1)	(1)	119	(1)	(1)	(1)	756	19,348	3,289	2,986
Furriers, fur shops	24	(1)	(1)	(1)	44	(1)	(1)	(1)	249	(1)	(1)	(1)
All other apparel stores	476	(1)	(1)	(1)	243	(x)	(x)	(x)	1,130	31,711	9,879	8,460
Furniture, furnishings, appliance group	2,245	573,051	115,324	90,548	2,726	243,086	49,458	40,369	10,089	896,312	187,400	157,590
Furniture stores	3,200	322,343	69,739	57,423	974	126,414	27,564	22,997	3,281	454,322	104,507	90,341
Floor covering, drapery stores	333	20,592	3,584	2,449	177	(1)	(1)	(1)	1,160	72,266	13,941	10,488
Other home furnishing stores	654	28,672	5,525	4,419	164	(1)	(1)	(1)	1,439	73,487	13,940	12,102
Household appliance stores	2,765	194,175	34,738	25,129	1,212	88,852	16,906	13,478	2,992	252,665	45,979	37,386
Radio stores	293	(1)	(1)	(1)	199	(1)	(1)	(1)	1,217	43,572	9,033	7,273
Automotive group	10,240	2,046,170	219,947	158,383	3,894	807,622	92,438	68,724	8,476	2,374,917	258,801	204,497
Motor vehicle (new and used) dealers	4,636	1,547,049	155,725	105,238	2,231	658,461	69,451	50,776	3,438	1,808,568	186,854	139,922
Motor vehicle (used) dealers	2,121	277,633	20,744	16,421	696	81,021	8,767	5,609	2,255	342,834	31,461	28,572
Tire, battery, accessory dealers	3,111	197,072	39,800	33,931	774	53,284	11,029	10,526	2,023	160,826	30,332	27,077
All other automotive dealers	372	(x)	(x)	(x)	193	(x)	(x)	(x)	760	(x)	(x)	(x)
Gasoline service stations	19,822	618,016	37,960	29,573	8,355	329,632	19,853	16,846	20,250	833,365	39,471	31,053
Lumber, building, hardware group	10,014	1,215,098	228,668	181,922	4,169	559,484	109,241	85,331	8,740	1,244,180	226,502	188,922
Lumber yards, building materials dealers	3,913	667,525	110,558	89,807	1,320	253,664	45,891	35,551	2,783	638,398	90,632	79,987
Plumbing, paint, electrical stores	1,492	87,668	15,061	12,863	739	53,726	7,817	6,950	2,281	142,186	23,066	19,230
Hardware stores	2,618	172,701	47,917	40,916	1,128	92,776	23,791	19,300	2,828	245,696	65,555	55,125
Farm equipment dealers	1,991	287,204	55,132	38,336	982	159,318	31,742	23,530	848	217,900	47,249	34,580
Drug and proprietary stores	5,909	370,050	58,471	51,887	1,920	162,489	26,307	23,777	4,737	468,893	80,715	74,775
Drug stores	4,594	333,083	52,271	46,980	1,660	155,142	24,921	22,535	4,255	453,331	78,120	72,590
Proprietary stores	1,315	36,967	6,200	4,907	260	(1)	(1)	(1)	482	(1)	(1)	(1)
Liquor stores	3,722	167,175	24,074	23,191	1,283	82,729	8,934	8,922	4,437	326,599	44,779	42,083
Second-hand stores	2,197	36,113	7,696	7,236	765	(1)	(1)	(1)	2,478	54,690	10,484	9,366
Other retail stores	11,423	650,999	97,645	84,745	5,435	303,367	51,983	46,503	18,157	1,084,415	184,695	170,795
Fuel, fuel oil dealers	631	61,730	5,088	4,127	540	44,881	3,732	3,534	940	117,361	6,361	6,272
Ice dealers	364	(1)	(1)	(1)	38	(1)	(1)	(1)	169	(1)	(1)	(1)
Feed, farm, garden supply stores	2,559	241,207	17,100	15,576	624	88,666	8,136	7,426	1,856	351,585	30,994	32,150
Jewelry stores	1,669	111,291	36,648	33,086	922	43,671	17,747	15,956	2,555	153,768	58,495	54,000
Book, stationery stores	469	35,235	6,268	4,994	218	17,932	3,621	3,038	1,052	81,355	15,291	14,800
Sporting goods stores, bicycle stores	561	25,610	6,910	5,925	414	19,874	5,275	4,622	1,498	50,232	14,653	12,576
Florists	1,379	31,873	1,969	1,531	431	(1)	(1)	(1)	1,715	41,907	1,655	1,362
Cigar stores and stands	366	18,859	971	771	234	(1)	(1)	(1)	1,161	46,322	4,895	4,799
News dealers, newsstands	429	(1)	(1)	(1)	162	(1)	(1)	(1)	422	15,896	1,495	1,433
Gift, novelty, souvenir stores	603	(1)	(1)	(1)	646	(1)	(1)	(1)	1,798	30,442	10,686	9,211
Music stores	470	30,147	6,489	5,011	187	15,690	3,717	3,257	802	49,916	12,031	10,156
Luggage, leather goods stores	78	6,341	1,384	1,421	63	(1)	(1)	(1)	171	(1)	(1)	(1)
Optical goods stores	127	(1)	(1)	(1)	42	(1)	(1)	(1)	171	7,435	664	629
Camera, photographic supply stores	137	11,146	1,784	1,536	111	(1)	(1)	(1)	586	33,707	8,148	7,004
Office, store machine and equipment dealers	267	(1)	(1)	(1)	122	(1)	(1)	(1)	280	(1)	(1)	(1)
All other retail stores	1,296	36,495	6,767	5,404	681	(1)	(1)	(1)	2,981	73,966	13,068	11,326

x Withheld to avoid disclosure.
1 Not shown--sampling variability too high.

Table 10C-1.—MERCHANDISE INVENTORIES—CORPORATE STATUS, BY KIND OF BUSINESS—UNITED STATES: 1948

STORES, SALES, AND MERCHANDISE INVENTORIES

[See text for explanatory material and description of sample data included]

Kind of business	Total				Corporations				Other legal forms			
	Stores (Number)	Sales, entire year (Thousand dollars)	Merchandise inventories, at cost: End of year (Thousand dollars)	Merchandise inventories, at cost: Beginning of year (Thousand dollars)	Stores (Number)	Sales, entire year (Thousand dollars)	Merchandise inventories, at cost: End of year (Thousand dollars)	Merchandise inventories, at cost: Beginning of year (Thousand dollars)	Stores (Number)	Sales, entire year (Thousand dollars)	Merchandise inventories, at cost: End of year (Thousand dollars)	Merchandise inventories, at cost: Beginning of year (Thousand dollars)
United States, total	1,770,000	132,219,592	14,777,031	12,891,103	214,101	61,463,469	6,642,744	5,908,101	1,555,899	70,756,123	8,134,287	6,983,002
Food group	504,415	31,305,285	1,590,055	1,472,967	39,287	12,126,978	397,068	395,549	465,128	19,178,307	1,192,987	1,077,418
Grocery stores, without fresh meat	154,285	4,076,486	345,758	313,719	7,931	934,476	50,269	53,754	146,354	3,142,010	295,489	259,965
Grocery stores, with fresh meat	223,655	20,949,998	1,096,113	1,023,390	20,778	9,103,659	307,180	302,846	202,877	11,846,339	788,933	720,544
Meat markets, fish markets	29,463	1,786,479	23,671	22,338	1,414	245,996	3,490	3,719	28,049	1,540,483	20,181	18,619
Fruit stores, vegetable markets	15,753	400,288	6,948	5,759	326	31,456	569	490	15,427	368,832	6,379	5,269
Candy, nut, confectionery stores	32,873	665,415	35,804	31,530	3,222	219,268	8,913	7,783	29,651	446,147	26,891	23,747
Dairy products stores, milk dealers	11,732	1,910,548	25,282	23,515	2,818	1,260,389	14,027	13,715	8,914	650,159	11,255	9,800
Bakery products stores	20,137	749,532	19,157	18,488	1,958	145,957	2,146	2,023	18,179	603,575	17,011	16,465
Egg, poultry dealers	5,582	266,656	3,018	2,537	204	24,813	304	284	5,378	241,843	2,714	2,253
All other food stores	10,935	499,883	34,304	31,691	636	160,964	10,170	10,935	10,299	338,919	24,134	20,756
Eating and drinking places	346,647	11,079,502	426,779	421,656	20,582	2,162,974	72,870	75,659	326,065	8,916,528	353,909	345,997
Eating places	194,110	6,727,361	148,342	143,872	13,000	1,727,950	42,476	44,983	181,110	4,999,411	105,866	98,889
Drinking places	152,537	4,352,141	278,437	277,784	7,582	435,024	30,394	30,676	144,955	3,917,117	248,043	247,108
General stores	21,567	1,232,647	202,633	184,416	1,589	356,742	52,579	49,241	19,978	875,905	150,054	135,175
General merchandise group	52,554	15,983,069	2,214,087	2,116,404	15,672	14,291,094	1,806,284	1,754,556	36,882	1,691,975	407,803	361,848
Department stores	2,580	10,644,747	1,317,826	1,301,589	2,454	10,528,810	1,300,451	1,285,420	126	115,937	17,375	16,169
Dry goods, general merchandise stores	29,753	2,821,004	536,257	483,726	5,912	1,680,390	249,782	227,388	23,841	1,140,614	286,475	256,338
Variety stores	20,221	2,517,318	360,004	331,089	7,306	2,081,894	256,051	241,748	12,915	435,424	103,953	89,341
Apparel group	115,677	9,905,494	1,818,253	1,612,588	26,709	5,576,240	803,557	726,559	88,968	4,329,254	1,014,696	886,029
Men's, boys' clothing, furnishings stores	23,732	2,175,340	531,784	453,428	5,516	1,075,056	223,203	193,031	18,216	1,100,284	308,581	260,397
Family clothing stores	12,534	1,818,017	345,266	318,032	2,586	1,138,288	161,187	150,221	9,948	679,729	184,079	167,811
Women's ready-to-wear stores	30,673	3,332,246	413,787	370,455	7,081	2,027,843	201,359	182,839	23,592	1,304,403	212,428	187,616
Millinery stores	5,718	107,803	8,498	7,473	951	35,314	1,618	1,474	4,767	72,489	6,880	5,999
Other apparel accessory, specialty stores	7,748	338,324	57,402	52,406	1,690	156,373	19,795	17,888	6,058	181,951	37,607	34,518
Shoe stores	19,554	1,472,343	320,401	285,696	7,060	915,380	152,809	140,918	12,494	556,963	167,592	144,778
Custom tailors	4,948	146,085	21,458	19,354	529	51,466	8,147	7,408	4,419	94,619	13,311	11,946
Furriers, fur shops	2,355	219,306	45,896	44,699	548	112,442	22,627	21,846	1,807	106,864	23,269	22,853
All other apparel stores	8,415	296,030	73,761	61,045	748	64,078	12,812	10,934	7,667	231,952	60,949	50,111
Furniture, furnishings, appliance group	85,570	6,998,874	1,389,254	1,159,206	18,015	3,269,999	606,930	524,829	67,555	3,728,875	782,324	634,377
Furniture stores	29,027	3,472,061	752,916	654,484	7,077	1,767,284	371,296	333,595	21,950	1,704,777	381,620	320,889
Floor covering, drapery stores	7,750	512,030	104,234	78,984	1,246	186,632	38,183	28,893	6,504	325,398	66,051	50,091
Other home furnishing stores	11,877	448,946	78,944	68,008	1,340	238,500	30,559	26,094	10,537	210,446	48,385	41,914
Household appliance stores	29,699	2,168,041	385,861	303,356	7,630	923,376	145,069	118,700	22,069	1,244,665	240,792	184,656
Radio stores	7,217	397,796	67,299	54,374	722	154,207	21,823	17,547	6,495	243,589	45,476	36,827
Automotive group	86,200	20,173,783	2,078,794	1,583,458	21,628	10,969,863	1,044,488	765,541	64,572	9,203,920	1,034,306	817,917
Motor vehicle (new and used) dealers	44,036	15,985,886	1,541,389	1,134,868	14,316	9,578,401	849,502	598,875	29,720	6,407,485	691,887	535,993
Motor vehicle (used) dealers	16,875	2,458,681	201,546	161,097	1,815	611,023	47,685	36,262	15,060	1,847,658	153,861	124,835
Tire, battery, accessory dealers	20,625	1,380,578	275,571	238,934	4,840	671,465	129,502	114,198	15,785	709,113	146,069	124,736
All other automotive dealers	4,664	348,638	60,288	48,559	657	108,974	17,799	16,206	4,007	239,664	42,489	32,353
Gasoline service stations	188,240	6,757,047	388,825	311,102	8,666	797,861	44,550	39,805	179,574	5,959,186	344,275	271,297
Lumber, building, hardware group	98,932	11,292,563	2,164,998	1,750,515	23,932	5,335,264	949,061	780,840	75,000	5,957,299	1,215,937	969,675
Lumber yards, building materials dealers	26,102	5,143,768	831,270	676,700	12,629	3,354,414	552,434	450,111	13,473	1,789,354	278,836	226,589
Plumbing, paint, electrical stores	20,542	1,181,860	218,102	184,240	3,881	428,138	77,998	69,325	16,661	753,722	140,104	114,915
Hardware stores	34,675	2,541,192	645,317	554,517	4,898	962,885	200,874	178,580	29,777	1,578,307	444,443	375,937
Farm equipment dealers	17,613	2,425,743	470,309	335,058	2,524	589,827	117,755	82,824	15,089	1,835,916	352,554	252,234
Drug and proprietary stores	55,780	4,037,480	615,905	562,720	8,404	1,389,009	177,144	161,678	47,376	2,648,471	438,761	401,042
Drug stores	46,938	3,737,899	568,351	521,966	7,810	1,333,813	170,206	155,399	39,128	2,404,086	398,145	366,567
Proprietary stores	8,842	299,581	47,554	40,754	594	55,196	6,938	6,279	8,248	244,385	40,616	34,475
Liquor stores	33,424	2,617,593	330,078	332,822	3,213	367,646	58,553	60,852	30,211	2,249,947	271,525	271,970
Second-hand stores	16,958	315,293	67,081	63,045	1,139	59,231	10,928	10,794	15,819	256,062	56,153	52,251
Other retail stores	164,036	10,520,962	1,490,289	1,320,204	25,265	4,760,568	618,732	562,198	138,771	5,760,394	871,557	758,006
Fuel, fuel oil dealers	19,480	2,378,578	178,702	140,894	5,020	1,347,908	109,925	88,205	14,460	1,030,670	68,777	52,689
Ice dealers	3,173	90,302	2,038	1,595	385	49,297	1,446	1,123	2,788	41,005	592	472
Feed, farm, garden supply stores	21,561	3,159,617	256,034	248,889	5,234	1,493,691	130,823	127,628	16,327	1,665,926	125,211	121,261
Jewelry stores	21,271	1,258,928	460,643	413,207	3,349	559,027	178,402	163,605	17,922	699,901	282,241	249,602
Book, stationery stores	6,940	559,703	95,658	87,133	1,575	335,498	47,540	45,192	5,365	224,205	48,118	41,941
Sporting goods stores, bicycle stores	8,594	344,979	91,152	77,445	684	111,807	25,722	23,139	7,910	233,172	65,430	54,306
Florists	14,748	380,468	16,450	14,279	1,057	70,800	2,676	2,519	13,691	309,668	13,774	11,760
Cigar stores and stands	14,522	542,151	40,722	36,180	1,518	190,704	12,608	11,772	13,004	351,447	28,114	24,408
News dealers, newsstands	6,807	228,184	14,452	12,817	1,235	67,096	3,426	3,302	5,572	161,088	11,026	9,515
Gift, novelty, souvenir stores	12,510	209,410	57,171	48,013	413	29,770	6,754	5,241	12,097	179,640	50,417	42,772
Music stores	6,125	347,352	83,213	71,343	909	158,638	36,310	32,206	5,216	188,714	46,903	39,137
Luggage, leather goods stores	1,194	68,290	17,614	15,987	155	22,570	5,801	5,768	1,039	45,720	11,813	10,219
Optical goods stores	1,890	74,290	8,646	8,001	525	32,712	4,024	3,842	1,365	41,578	4,622	4,159
Camera, photographic supply stores	3,031	207,083	43,443	35,757	561	82,593	16,914	14,124	2,470	124,490	26,529	21,633
Office, store machine and equipment dealers	2,319	104,711	19,812	15,066	149	22,963	4,440	3,705	2,170	81,748	15,372	11,361
All other retail stores	19,871	566,916	104,539	93,598	2,496	185,494	31,921	30,827	17,375	381,422	72,618	62,771

Table 10C–2.—MERCHANDISE INVENTORIES—KIND OF BUSINESS, BY SALES SIZE—UNITED STATES: 1948

STORES, SALES, AND MERCHANDISE INVENTORIES

[See text for explanatory material and description of sample data included]

Kind of business and sales-size	Stores (Number)	Sales, entire year (Thousand dollars)	Merchandise inventories, at cost: End of year (Thousand dollars)	Merchandise inventories, at cost: Beginning of year (Thousand dollars)
United States, total	1,770,000	132,219,592	14,777,031	12,891,103
Under $100,000	1,507,556	45,672,860	5,759,686	4,878,876
$100,000 to $299,999	194,829	31,871,978	3,839,777	3,351,410
$300,000 to $499,999	34,478	13,146,296	1,351,538	1,184,988
$500,000 to $999,999	22,469	15,335,241	1,341,714	1,174,207
$1,000,000 or more	10,668	26,193,217	2,484,316	2,301,622
Food group, total	504,415	31,305,285	1,590,055	1,472,967
Under $100,000	441,009	12,803,099	889,015	784,630
$100,000 to $299,999	47,222	7,510,669	367,827	361,898
$300,000 to $499,999	7,587	2,915,737	110,272	107,566
$500,000 to $999,999	6,215	4,260,587	131,749	129,743
$1,000,000 or more	2,382	3,815,193	91,192	89,130
Grocery stores, without fresh meat	154,285	4,076,486	345,758	313,719
Under $100,000	147,483	2,875,753	271,584	240,748
$100,000 to $299,999	6,267	946,316	59,647	59,020
$300,000 to $499,999	404	149,576	8,270	8,135
$500,000 to $999,999	109	71,351	4,492	4,072
$1,000,000 or more	22	33,490	1,765	1,744
Grocery stores, with fresh meat	229,655	20,949,998	1,096,113	1,023,390
Under $100,000	177,846	6,793,966	524,703	463,178
$100,000 to $299,999	32,225	5,193,638	281,025	276,051
$300,000 to $499,999	6,147	2,374,958	94,378	91,975
$500,000 to $999,999	5,484	3,766,841	118,911	116,846
$1,000,000 or more	1,953	2,820,595	77,096	75,340
Meat markets, fish markets	29,463	1,786,479	23,671	22,338
Under $100,000	25,118	949,805	12,088	10,649
$100,000 to $299,999	3,856	601,244	8,484	8,361
$300,000 to $499,999	368	(x)	(x)	(x)
$500,000 to $999,999	98	(x)	(x)	(x)
$1,000,000 or more	23	34,691	502	566
Fruit stores, vegetable markets	15,753	400,288	6,948	5,759
Under $100,000	15,192	299,263	5,078	4,006
$100,000 or more	561	101,025	1,870	1,753
Candy, nut, confectionery stores	32,873	665,415	35,804	31,530
Under $100,000	32,294	511,368	28,652	25,344
$100,000 to $299,999	450	(x)	(x)	(x)
$300,000 to $499,999	66	(x)	(x)	(x)
$500,000 to $999,999	44	290,030	892	902
$1,000,000 or more	19	30,384	2,375	1,585
Dairy products stores, milk dealers	11,732	1,910,548	25,282	23,515
Under $100,000	8,760	342,616	7,585	6,282
$100,000 to $299,999	1,896	318,448	5,158	4,789
$300,000 to $499,999	395	151,020	1,879	1,763
$500,000 or more	681	1,098,464	10,660	10,681
Bakery products stores	20,137	749,532	19,157	18,488
Under $100,000	19,076	574,987	15,661	14,674
$100,000 or more	1,061	174,545	3,496	3,814
Egg, poultry dealers	5,582	266,656	3,018	2,537
Under $100,000	5,013	155,054	1,622	1,046
$100,000 to $299,999	502	(x)	(x)	(x)
$300,000 to $499,999	47	(x)	(x)	(x)
$500,000 to $999,999	16	9,721	201	153
$1,000,000 or more	4	6,958	29	23
All other food stores	10,935	499,883	34,304	31,691
Under $100,000	10,227	300,287	22,042	18,703
$100,000 to $299,999	517	81,512	5,296	5,236
$300,000 or more	191	118,084	6,966	7,752
Eating and drinking places, total	346,647	11,079,502	426,779	421,656
Under $100,000	332,700	8,219,271	340,698	325,859
$100,000 to $299,999	12,102	1,853,603	58,712	63,671
$300,000 to $499,999	1,119	424,183	11,418	12,898
$500,000 or more	726	582,445	15,951	19,228
Eating places	194,110	6,727,361	148,342	143,872
Under $100,000	182,912	4,292,595	89,800	79,225
$100,000 or more	11,198	2,434,766	58,542	64,647
Drinking places	152,537	4,352,141	278,437	277,784
Under $100,000	149,788	3,926,670	250,898	246,634
$100,000 or more	2,749	425,465	27,539	31,150
General stores, total	21,567	1,232,647	202,633	184,416
Under $100,000	19,648	647,619	113,896	102,305
$100,000 to $299,999	2,050	328,924	52,586	48,558
$300,000 to $499,999	308	110,024	16,926	15,537
$500,000 to $999,999	120	84,970	12,270	11,443
$1,000,000 or more	32	55,110	6,955	6,573
General merchandise group, total	52,554	15,483,069	2,214,087	2,116,404
Under $100,000	37,417	1,198,239	424,054	379,898
$100,000 to $299,999	8,698	1,509,264	263,741	241,301
$300,000 to $499,999	2,462	984,658	131,465	123,586
$500,000 to $999,999	2,026	1,415,111	191,226	183,342
$1,000,000 or more	2,043	10,415,857	1,304,601	1,288,277

See footnotes at end of table.

Kind of business and sales-size	Stores (Number)	Sales, entire year (Thousand dollars)	Merchandise inventories, at cost: End of year (Thousand dollars)	Merchandise inventories, at cost: Beginning of year (Thousand dollars)
General merchandise group--Continued				
Department stores	2,580	10,644,747	1,317,826	1,301,589
Under $100,000	3	264	120	33
$100,000 to $299,999	91	22,666	4,683	3,627
$300,000 to $499,999	259	103,228	18,319	17,343
$500,000 to $999,999	679	503,897	83,354	82,030
$1,000,000 or more	1,548	10,014,692	1,211,350	1,198,556
Dry goods, general merchandise stores	29,753	2,821,004	536,257	483,726
Under $100,000	22,984	720,606	207,480	180,661
$100,000 to $299,999	4,777	823,180	160,755	146,860
$300,000 to $499,999	1,119	429,696	62,951	59,193
$500,000 to $999,999	691	462,433	59,386	54,117
$1,000,000 or more	182	385,089	45,685	42,895
Variety stores	20,221	2,517,318	360,004	331,089
Under $100,000	14,430	477,369	115,454	99,204
$100,000 to $299,999	3,738	661,358	98,303	90,814
$300,000 to $499,999	1,084	413,734	50,195	47,050
$500,000 to $999,999	656	448,781	48,486	47,195
$1,000,000 or more	313	516,076	47,566	46,826
Apparel group, total	115,677	9,305,494	1,818,253	1,612,588
Under $100,000	93,326	3,261,194	848,205	721,405
$100,000 to $299,999	17,721	2,823,335	502,149	457,662
$300,000 to $499,999	2,411	916,134	129,628	121,507
$500,000 to $999,999	1,418	961,330	123,344	111,000
$1,000,000 or more	801	1,343,501	214,927	201,014
Men's,boys' clothing,furnishing stores	23,732	2,175,340	531,784	453,428
Under $100,000	17,989	735,023	235,726	194,934
$100,000 to $299,999	4,662	740,449	175,384	153,705
$300,000 to $499,999	594	224,201	43,367	39,250
$500,000 to $999,999	353	236,291	39,785	32,543
$1,000,000 or more	134	239,376	37,522	32,996
Family clothing stores	12,534	1,818,017	345,266	318,032
Under $100,000	9,198	389,456	121,798	109,359
$100,000 to $299,999	2,476	396,378	87,690	82,650
$300,000 to $499,999	371	142,553	23,674	23,315
$500,000 or more	489	889,630	112,104	102,708
Women's ready-to-wear	30,673	3,332,246	413,787	370,455
Under $100,000	23,547	344,351	164,282	137,636
$100,000 to $299,999	5,288	862,548	103,095	93,205
$300,000 to $499,999	895	343,281	33,966	31,487
$500,000 or more	943	1,282,066	112,444	108,127
Millinery stores	5,718	107,803	8,498	7,473
Under $100,000	5,654	98,092	8,011	7,052
$100,000 to $299,999	61	8,726	459	394
$300,000 to $499,999	3	985	28	27
Other apparel acces., specialty stores	7,748	338,324	57,402	52,406
Under $100,000	7,016	200,219	43,103	38,875
$100,000 to $299,999	657	(x)	(x)	(x)
$300,000 to $499,999	49	(x)	(x)	(x)
$500,000 to $999,999	22	14,783	941	1,085
$1,000,000 or more	4	5,784	451	384
Shoe stores	19,554	1,472,343	320,401	285,696
Under $100,000	15,466	620,923	185,215	157,811
$100,000 to $299,999	3,515	549,535	94,176	88,543
$300,000 to $499,999	375	(x)	(x)	(x)
$500,000 to $999,999	162	(x)	(x)	(x)
$1,000,000 or more	36	54,929	7,765	7,977
Custom tailors	4,948	146,085	21,458	19,354
Under $100,000	4,667	91,090	12,913	11,666
$100,000 or more	281	54,995	8,545	7,688
Furriers, fur shops	2,355	213,306	45,896	44,699
Under $100,000	1,827	67,316	16,866	15,922
$100,000 to $299,999	406	67,256	13,573	13,240
$300,000 to $499,999	65	(x)	(x)	(x)
$500,000 to $999,999	41	(x)	(x)	(x)
$1,000,000 or more	16	33,188	5,238	5,380
All other apparel stores	8,415	296,030	73,761	61,045
Under $100,000	7,962	214,724	60,291	48,150
$100,000 to $299,999	408	60,283	10,800	10,209
$300,000 or more	45	21,023	2,670	2,686
Furniture, furnishings, appliance group, total	85,570	6,998,874	1,389,254	1,159,206
Under $100,000	67,143	2,298,081	550,582	437,585
$100,000 to $299,999	14,609	2,387,130	456,534	379,282
$300,000 to $499,999	2,326	880,907	148,889	130,523
$500,000 to $999,999	1,121	748,777	120,184	108,183
$1,000,000 or more	371	683,979	113,065	103,633
Furniture stores	29,027	3,472,061	752,916	654,484
Under $100,000	19,447	836,281	215,074	173,337
$100,000 to $299,999	7,425	1,238,770	369,148	235,553
$300,000 to $499,999	1,259	476,148	96,347	85,385
$500,000 to $999,999	646	434,221	83,204	76,327
$1,000,000 or more	250	486,135	89,141	83,882

Table 10C–2.—MERCHANDISE INVENTORIES—KIND OF BUSINESS, BY SALES SIZE—UNITED STATES: 1948—Continued*

STORES, SALES, AND MERCHANDISE INVENTORIES

[See text for explanatory material and description of sample data included]

Kind of business and sales-size	Stores (Number)	Sales, entire year (Thousand dollars)	Merchandise inventories, at cost: End of year (Thousand dollars)	Merchandise inventories, at cost: Beginning of year (Thousand dollars)
Furniture, furnishings, appliance group--Continued				
Floor covering, drapery stores	7,750	512,030	104,234	78,984
Under $100,000	6,512	224,517	51,139	37,525
$100,000 to $299,999	1,015	(x)	(x)	(x)
$300,000 to $499,999	140	(x)	(x)	(x)
$500,000 to $999,999	70	45,795	8,092	6,890
$1,000,000 or more	13	23,067	5,338	3,936
Other home furnishing stores	11,877	448,946	78,944	68,008
Under $100,000	11,033	194,496	50,970	43,976
$100,000 to $299,999	592	(x)	(x)	(x)
$300,000 to $499,999	157	(x)	(x)	(x)
$500,000 to $999,999	68	46,130	3,769	3,307
$1,000,000 or more	27	(x)	(x)	(x)
Household appliance stores	29,699	2,168,041	385,861	303,356
Under $100,000	23,764	878,659	196,996	154,128
$100,000 to $299,999	4,948	778,098	126,605	94,356
$300,000 to $499,999	665	250,853	33,202	29,368
$500,000 or more	322	260,431	29,058	25,504
Radio stores	7,217	397,796	67,299	54,374
Under $100,000	6,387	164,128	36,403	28,619
$100,000 to $299,999	629	102,938	16,857	13,948
$300,000 to $499,999	105	40,083	5,043	4,447
$500,000 or more	96	90,647	8,996	7,360
Automotive group, total	86,200	20,173,783	2,078,794	1,583,458
Under $100,000	40,711	1,788,425	325,857	251,790
$100,000 to $299,999	27,443	4,950,757	597,061	455,552
$300,000 to $499,999	8,645	3,310,288	336,271	261,105
$500,000 to $999,999	6,105	4,200,230	372,776	279,671
$1,000,000 or more	3,296	5,924,083	446,829	335,340
Motor vehicle (new and used) dealers	44,036	15,985,886	1,541,389	1,134,868
Under $100,000	9,993	620,610	97,191	61,407
$100,000 to $299,999	18,766	3,484,666	411,612	299,721
$300,000 to $499,999	6,926	2,662,610	274,891	207,488
$500,000 to $999,999	5,290	3,661,510	332,312	250,520
$1,000,000 or more	3,061	5,556,490	425,383	315,732
Motor vehicle (used) dealers	16,875	2,458,681	201,546	161,097
Under $100,000	10,195	443,980	59,487	47,362
$100,000 to $299,999	4,663	810,505	69,913	55,950
$300,000 to $499,999	1,165	440,233	30,634	25,810
$500,000 or more	852	763,963	41,512	31,975
Tire, battery, accessory dealers	20,625	1,380,578	275,571	238,934
Under $100,000	16,776	602,773	140,759	122,043
$100,000 to $299,999	3,301	535,565	98,100	84,874
$300,000 to $499,999	424	(x)	(x)	(x)
$500,000 to $999,999	112	(x)	(x)	(x)
$1,000,000 or more	12	14,801	2,664	1,646
All other automotive dealers	4,664	348,638	60,288	48,559
Under $100,000	3,747	121,062	28,420	20,978
$100,000 to $299,999	713	120,021	17,436	15,007
$300,000 to $499,999	130	(x)	(x)	(x)
$500,000 to $999,999	59	38,835	5,269	3,813
$1,000,000 or more	15	(x)	(x)	(x)
Gasoline service stations, total	188,240	6,757,047	388,825	311,102
Under $100,000	180,122	5,455,976	319,227	248,726
$100,000 to $299,999	7,696	1,109,222	57,594	52,891
$300,000 to $499,999	315	115,569	6,996	5,762
$500,000 or more	107	76,280	5,008	3,723
Lumber, building, hardware group, total	98,932	11,292,563	2,164,998	1,750,515
Under $100,000	66,587	2,844,454	751,438	584,305
$100,000 to $299,999	25,086	4,215,506	800,981	650,781
$300,000 to $499,999	4,395	1,659,567	259,434	216,162
$500,000 to $999,999	2,170	1,463,146	206,757	172,994
$1,000,000 or more	694	1,109,890	146,358	126,273
Lumber yards, building materials dealers	26,102	5,143,768	831,270	676,700
Under $100,000	11,260	583,852	144,021	114,067
$100,000 to $299,999	10,348	1,828,999	322,414	256,154
$300,000 to $499,999	2,546	972,386	137,993	117,202
$500,000 to $999,999	1,495	1,008,638	134,790	111,725
$1,000,000 or more	453	749,893	92,052	77,552
Plumbing, paint, electrical stores	20,542	1,181,860	218,102	184,240
Under $100,000	17,732	624,477	134,931	107,900
$100,000 to $299,999	2,430	377,952	59,006	54,514
$300,000 to $499,999	282	(x)	(x)	(x)
$500,000 to $999,999	81	(x)	(x)	(x)
$1,000,000 or more	17	22,989	2,695	2,750
Hardware stores	34,675	2,541,192	645,317	554,517
Under $100,000	28,740	1,122,341	352,187	286,024
$100,000 to $299,999	4,902	768,429	181,966	166,294
$300,000 to $499,999	577	(x)	(x)	(x)
$500,000 to $999,999	309	(x)	(x)	(x)
$1,000,000 or more	147	222,800	31,982	30,702
Lumber, building, hardware group--Con.				
Farm equipment dealers	17,613	2,425,743	470,309	335,058
Under $100,000	8,855	513,784	120,299	76,314
$100,000 to $299,999	7,406	1,240,126	237,595	173,819
$300,000 to $499,999	990	368,643	62,799	46,975
$500,000 to $999,999	285	188,982	29,987	22,681
$1,000,000 or more	77	114,208	19,629	15,269
Drug and proprietary stores, total	55,780	4,037,480	615,905	562,720
Under $100,000	45,190	1,959,243	351,895	313,260
$100,000 to $299,999	9,273	1,426,523	195,800	183,438
$300,000 to $499,999	912	342,075	36,616	34,933
$500,000 to $999,999	350	227,197	23,292	22,816
$1,000,000 or more	55	82,442	8,302	8,273
Drug stores	46,938	3,737,899	568,351	521,966
Under $100,000	36,707	1,721,957	310,950	278,641
$100,000 to $299,999	8,940	1,377,344	190,226	178,290
$300,000 to $499,999	893	335,105	36,045	34,380
$500,000 or more	398	303,493	31,130	30,655
Proprietary stores	8,842	299,581	47,554	40,754
Under $100,000	8,483	237,286	40,945	34,619
$100,000 to $299,999	333	49,179	5,574	5,148
$300,000 to $499,999	19	6,970	571	553
$500,000 or more	7	6,146	464	434
Liquor stores, total	33,424	2,617,593	330,078	332,822
Under $100,000	27,564	1,167,400	181,406	174,876
$100,000 to $299,999	4,718	727,426	92,837	98,096
$300,000 to $499,999	565	217,072	21,704	24,051
$500,000 to $999,999	421	291,136	21,072	22,544
$1,000,000 or more	156	214,559	13,059	13,255
Second-hand stores, total	16,958	315,293	67,081	63,045
Under $100,000	16,550	232,741	53,510	50,194
$100,000 to $299,999	350	54,897	9,708	9,085
$300,000 to $499,999	40	14,592	2,380	2,283
$500,000 or more	18	13,063	1,483	1,483
Other retail stores, total	164,036	10,520,962	1,490,289	1,320,204
Under $100,000	140,189	3,797,318	710,903	604,043
$100,000 to $299,999	17,953	2,976,582	384,247	349,195
$300,000 to $499,999	3,443	1,287,490	139,539	129,075
$500,000 or more	2,501	2,459,572	255,600	237,891
Fuel, fuel oil dealers	19,480	2,378,578	178,702	140,894
Under $100,000	13,483	561,997	42,804	31,771
$100,000 to $299,999	4,444	744,449	55,117	44,103
$300,000 to $499,999	845	320,414	23,535	19,026
$500,000 or more	708	751,718	57,246	45,994
Ice dealers	3,173	90,302	2,038	1,595
Under $100,000	2,990	47,029	715	595
$100,000 to $299,999	149	24,672	828	652
$300,000 to $499,999	20	7,711	237	188
$500,000 to $999,999	10	6,159	224	128
$1,000,000 or more	4	4,731	34	32
Feed, farm, garden supply stores	21,561	3,159,617	256,034	248,889
Under $100,000	12,721	542,025	50,519	45,302
$100,000 to $299,999	6,185	1,070,235	90,296	86,068
$300,000 to $499,999	1,590	604,451	45,270	45,029
$500,000 to $999,999	828	554,413	40,114	40,815
$1,000,000 or more	237	388,493	29,835	31,675
Jewelry stores	21,271	1,258,928	460,643	413,207
Under $100,000	18,581	562,381	250,714	219,700
$100,000 to $299,999	2,127	342,757	111,340	102,367
$300,000 to $499,999	324	(x)	(x)	(x)
$500,000 to $999,999	177	120,835	29,622	27,779
$1,000,000 or more	62	(x)	(x)	(x)
Book, stationery stores	6,940	559,703	95,658	87,133
Under $100,000	5,672	170,112	40,079	34,349
$100,000 to $299,999	941	153,055	26,332	24,633
$300,000 to $499,999	189	(x)	(x)	(x)
$500,000 to $999,999	94	(x)	(x)	(x)
$1,000,000 or more	44	102,856	8,970	9,332
Sporting goods stores, bicycle stores	8,594	344,979	91,152	77,445
Under $100,000	7,963	189,460	55,495	45,410
$100,000 to $299,999	514	80,792	19,897	18,008
$300,000 or more	117	74,727	15,760	14,027
Florists	14,748	380,468	16,450	14,279
Under $100,000	14,332	308,870	14,274	12,244
$100,000 to $299,999	385	57,501	1,716	1,595
$300,000 to $499,999	21	7,827	247	254
$500,000 to $999,999	10	6,270	213	186
$1,000,000 or more	...	...	...	...

See footnotes at end of table.

Table 10C-2.—MERCHANDISE INVENTORIES—KIND OF BUSINESS, BY SALES SIZE—UNITED STATES: 1948—Continued

STORES, SALES, AND MERCHANDISE INVENTORIES

[See text for explanatory material and description of sample data included]

Kind of business and sales-size	Stores (Number)	Sales, entire year (Thousand dollars)	Merchandise inventories, at cost: End of year (Thousand dollars)	Merchandise inventories, at cost: Beginning of year (Thousand dollars)
Other retail stores--Continued				
Cigar stores and stands	14,522	542,151	40,722	36,180
Under $100,000	13,675	292,760	25,864	22,786
$100,000 to $299,999	670	101,783	7,514	6,865
$300,000 to $499,999	83	32,261	2,109	1,867
$500,000 to $999,999	54	37,377	2,087	1,759
$1,000,000 or more	40	77,970	3,148	2,903
News dealers, newsstands	6,807	228,184	14,452	12,817
Under $100,000	6,458	165,612	10,848	9,412
$100,000 to $299,999	326	50,046	3,009	2,832
$300,000 to $499,999	15	(x)	(x)	(x)
$500,000 to $999,999	7	5,335	293	281
$1,000,000 or more	1	(x)	(x)	(x)
Gift, novelty, souvenir stores	12,510	209,410	57,171	48,013
Under $100,000	12,376	179,968	52,266	43,541
$100,000 to $299,999	116	17,409	3,696	3,250
$300,000 to $499,999	11	4,092	520	526
$500,000 or more	7	7,941	689	696
Music stores	6,125	347,352	83,213	71,343
Under $100,000	5,351	144,121	39,705	32,857
$100,000 to $299,999	616	(x)	(x)	(x)
$300,000 to $499,999	79	(x)	(x)	(x)
$500,000 to $999,999	56	38,535	7,781	6,805
$1,000,000 or more	23	36,798	9,003	8,138
Luggage, leather goods stores	1,194	68,290	17,614	15,987
Under $100,000	1,017	31,438	9,516	7,925
$100,000 to $299,999	156	25,051	5,949	5,788
$300,000 to $499,999	15	5,456	904	935
$500,000 or more	6	6,345	1,245	1,339
Optical goods stores	1,890	74,290	8,646	8,001
Under $100,000	1,749	49,217	5,319	4,767
$100,000 to $299,999	125	18,862	2,476	2,473
$300,000 or more	16	6,211	851	761
Camera, photographic supply stores	3,031	207,083	43,443	35,757
Under $100,000	2,535	87,221	22,144	16,522
$100,000 to $299,999	418	67,838	12,592	11,144
$300,000 to $499,999	46	(x)	(x)	(x)
$500,000 to $999,999	25	(x)	(x)	(x)
$1,000,000 or more	7	18,461	2,954	2,327
Office, store machine and equipment dealers	2,319	104,711	19,812	15,066
Under $100,000	2,135	67,331	12,823	9,046
$100,000 to $299,999	165	(x)	(x)	(x)
$300,000 to $499,999	12	4,477	866	892
$500,000 to $999,999	6	(x)	(x)	(x)
$1,000,000 or more	1	(x)	(x)	(x)
All other retail stores	19,871	566,916	104,539	93,598
Under $100,000	19,151	397,776	77,818	67,816
$100,000 to $299,999	616	(x)	(x)	(x)
$300,000 to $499,999	62	(x)	(x)	(x)
$500,000 to $999,999	30	21,163	2,128	2,030
$1,000,000 or more	12	27,795	3,710	3,828

x Withheld to avoid disclosure.

Table 10D.—MERCHANDISE INVENTORIES—SINGLE AND MULTIUNITS—UNITED STATES, BY KIND OF BUSINESS: 1948—Continued

STORES, SALES, AND MERCHANDISE INVENTORIES

[Firm-size is number of retail stores in the same general kind of business. See text for explanatory material]

Kind of business	Total				Single units[1]				Multiunits[1]			
									Total			
	Stores	Sales, entire year	Merchandise inventories, at cost		Stores	Sales entire year	Merchandise inventories, at cost		Stores	Sales, entire year	Merchandise inventories, at cost	
			End of year	Beginning of year			End of year	Beginning of year			End of year	Beginning of year
	(Number)	(Thousand dollars)	(Thousand dollars)	(Thousand dollars)	(Number)	(Thousand dollars)	(Thousand dollars)	(Thousand dollars)	(Number)	(Thousand dollars)	(Thousand dollars)	(Thousand dollars)
United States, total	1,770,000	132,219,592	14,777,031	12,891,103	1,607,345	93,528,271	10,927,172	9,321,184	162,655	38,691,321	3,849,859	3,569,919
Food group	504,415	31,305,285	1,590,055	1,472,967	462,002	19,568,259	1,198,988	1,085,555	42,413	11,737,026	391,067	387,412
Grocery stores, without fresh meat	154,285	4,076,486	345,758	313,719	146,276	3,157,216	298,078	262,827	8,009	919,270	47,680	50,892
Grocery stores, with fresh meat	223,655	20,949,998	1,096,113	1,023,390	200,788	11,651,100	780,543	714,928	22,867	9,298,898	315,570	308,462
Meat markets, fish markets	29,463	1,786,479	23,671	22,338	27,402	1,528,059	20,534	19,134	2,061	258,420	3,137	3,204
Fruit stores, vegetable markets	15,753	400,288	6,948	5,759	15,063	360,319	6,277	5,154	690	39,969	671	605
Candy, nut, confectionery stores	32,873	665,415	35,804	31,530	29,137	456,308	28,373	24,693	3,736	209,107	7,431	6,837
Dairy products stores, milk dealers	11,732	1,910,548	25,282	23,515	9,402	1,166,130	17,834	15,872	2,330	744,418	7,448	7,643
Bakery products stores	20,137	749,532	19,157	18,488	18,329	647,143	18,818	18,127	1,808	102,389	339	361
All other food stores	16,517	766,539	37,322	34,228	15,605	601,984	28,531	24,820	912	164,555	8,791	9,408
Eating and drinking places	346,647	11,079,502	426,779	421,656	333,710	9,906,566	392,154	384,585	12,937	1,172,936	34,625	37,071
Eating places	194,110	6,727,361	148,342	143,872	183,698	5,667,263	130,895	124,348	10,412	1,060,098	17,467	19,524
Drinking places	152,537	4,352,141	278,437	277,784	150,012	4,239,303	261,279	260,237	2,525	112,838	17,158	17,547
General stores	21,567	1,232,647	202,633	184,416	20,517	1,004,501	169,359	153,580	1,050	228,146	33,274	30,836
General merchandise group	52,554	15,983,069	2,214,087	2,116,404	36,625	5,727,068	893,758	835,152	15,929	10,256,001	1,320,329	1,281,252
Department stores	2,580	10,644,747	1,317,826	1,301,589	836	3,873,478	459,693	449,122	1,744	6,771,269	858,133	852,467
Dry goods, general merchandise stores	29,753	2,821,004	536,257	483,726	24,232	1,480,741	343,406	308,221	5,521	1,340,263	192,851	175,505
Variety stores	20,221	2,517,318	360,004	331,089	11,557	372,849	90,659	77,809	8,664	2,144,469	269,345	253,280
Apparel group	115,677	9,905,494	1,818,253	1,612,588	92,027	6,056,408	1,288,551	1,128,457	23,650	3,849,086	529,702	484,131
Men's, boys' clothing, furnishings stores	23,732	2,175,340	531,784	453,428	20,202	1,598,789	422,790	359,769	3,530	576,551	108,994	93,659
Family clothing stores	12,534	1,818,017	345,266	318,032	10,097	994,790	224,514	203,466	2,437	823,227	120,752	114,566
Women's ready-to-wear stores	30,673	3,332,246	413,787	370,455	24,085	2,003,113	285,996	252,312	6,588	1,329,133	127,791	118,143
Millinery stores	5,718	107,803	8,498	7,473	4,385	65,757	6,649	5,784	1,333	42,046	1,849	1,689
Other apparel accessory, specialty stores	7,748	338,324	57,402	52,406	6,043	189,039	40,945	37,776	1,705	149,285	16,457	14,630
Shoe stores	19,554	1,472,343	320,401	285,696	12,516	625,906	181,989	158,101	7,038	846,437	138,412	127,595
All other apparel stores	15,718	661,421	141,115	125,098	14,699	579,014	125,668	111,249	1,019	82,407	15,447	13,849
Furniture, furnishings, appliance group	85,570	6,998,874	1,389,254	1,159,206	74,454	5,225,614	1,098,647	903,657	11,116	1,773,260	290,607	255,549
Furniture stores	29,027	3,472,061	752,916	654,484	25,322	2,607,126	585,587	499,113	3,705	864,935	167,329	155,371
Other home furnishing stores	19,627	960,976	183,178	146,992	18,410	724,129	155,306	124,309	1,217	236,847	27,872	22,683
Household appliance stores, radio stores	36,916	2,565,837	453,160	357,730	30,722	1,894,359	357,754	280,235	6,194	671,478	95,406	77,495
Automotive group	86,200	20,173,783	2,078,794	1,583,458	78,544	17,992,398	1,819,479	1,379,481	7,656	2,181,385	259,315	203,977
Motor vehicle (new and used) dealers	44,036	15,985,886	1,541,389	1,134,868	41,969	14,660,101	1,424,195	1,051,206	2,067	1,325,785	117,194	83,662
Motor vehicle (used) dealers	16,875	2,458,681	201,546	161,097	15,702	2,177,153	175,604	141,770	1,173	281,528	25,942	19,327
Tire, battery, accessory dealers	20,625	1,380,578	275,571	238,934	16,526	854,923	167,245	144,113	4,099	525,655	108,326	94,821
All other automotive dealers	4,664	348,638	60,288	48,559	4,347	300,221	52,435	42,392	317	48,417	7,853	6,167
Gasoline service stations	188,240	6,757,047	388,825	311,102	179,904	6,079,982	358,309	285,513	8,336	677,065	30,516	25,589
Lumber, building, hardware group	98,932	11,292,563	2,164,998	1,750,515	86,176	8,831,693	1,707,173	1,369,547	12,756	2,460,870	457,825	380,968
Lumber yards, building materials dealers	26,102	5,143,768	831,270	676,700	18,756	3,643,111	550,462	449,111	7,346	1,500,657	280,808	227,589
Plumbing, paint, electrical stores	20,542	1,181,860	218,102	184,240	18,412	964,879	177,609	149,211	2,130	216,981	40,493	35,029
Hardware stores	34,675	2,541,192	645,317	554,517	32,440	2,018,904	552,926	468,469	2,235	522,288	92,391	86,048
Farm equipment dealers	17,613	2,425,743	470,309	335,058	16,568	2,204,799	426,176	302,756	1,045	220,944	44,133	32,302
Drug and proprietary stores	55,780	4,037,480	615,905	562,720	49,728	2,924,520	481,464	434,104	6,052	1,112,960	134,441	128,616
Drug stores	46,938	3,737,899	568,351	521,966	41,478	2,677,750	440,296	399,166	5,460	1,060,149	128,055	122,800
Proprietary stores	8,842	299,581	47,554	40,754	8,250	246,770	41,168	34,938	592	52,811	6,386	5,816
Liquor stores	33,424	2,617,593	330,078	332,822	28,998	1,699,330	248,573	246,433	4,426	918,263	81,505	86,389
Second-hand stores	16,958	315,293	67,081	63,045	16,137	282,601	62,369	56,257	821	32,692	4,712	6,788
Other retail stores	164,036	10,520,962	1,490,289	1,320,204	148,523	8,229,331	1,208,348	1,058,863	15,513	2,291,631	281,941	261,341
Fuel, fuel oil dealers	19,480	2,378,578	178,702	140,894	18,035	1,952,452	137,389	107,741	1,445	426,126	41,313	33,153
Ice dealers	3,173	90,302	2,038	1,595	2,843	56,930	1,131	869	330	33,372	907	726
Feed, farm, garden supply stores	21,561	3,159,617	256,034	248,889	18,026	2,252,941	177,026	171,431	3,535	906,676	79,008	77,458
Jewelry stores	21,271	1,258,928	460,643	413,207	19,206	991,684	388,254	346,063	2,065	267,244	72,389	67,144
Book, stationery stores	6,940	559,703	95,658	87,133	6,225	408,378	78,378	70,227	715	151,325	17,280	16,906
Florists	14,748	380,468	16,450	14,279	13,955	342,873	15,009	12,995	793	37,595	1,441	1,284
Cigar stores and stands	14,522	542,151	40,722	36,180	13,104	435,136	32,807	28,731	1,418	107,015	7,915	7,449
News dealers, newsstands	6,807	228,184	14,452	12,817	5,571	169,426	11,810	10,276	1,236	58,758	2,642	2,541
Music stores	6,125	347,352	83,213	71,343	5,540	257,677	61,982	52,454	585	89,675	21,231	18,889
Optical goods stores	1,890	74,290	8,646	8,001	1,407	46,147	5,669	5,041	483	28,143	2,977	2,960
All other retail stores	47,519	1,501,389	333,731	285,866	44,611	1,315,687	298,893	253,035	2,908	185,702	34,838	32,831

See footnotes at end of table.

Table 10D.—MERCHANDISE INVENTORIES—SINGLE AND MULTIUNITS—UNITED STATES, BY KIND OF BUSINESS: 1948—Continued

STORES, SALES, AND MERCHANDISE INVENTORIES

[Firm-size is number of retail stores in the same general kind of business. See text for explanatory material]

Kind of business	Multiunits—Continued															
	2 or 3 store multiunits				4–10 store multiunits				11–100 store multiunits				101 or more store multiunits			
	Stores	Sales, entire year	Merchandise inventories, at cost		Stores	Sales, entire year	Merchandise inventories, at cost		Stores	Sales, entire year	Merchandise inventories, at cost		Stores	Sales, entire year	Merchandise inventories, at cost	
			End of year	Beginning of year			End of year	Beginning of year			End of year	Beginning of year			End of year	Beginning of year
	(Number)	(Thousand dollars)	(Thousand dollars)	(Thousand dollars)	(Number)	(Thousand dollars)	(Thousand dollars)	(Thousand dollars)	(Number)	(Thousand dollars)	(Thousand dollars)	(Thousand dollars)	(Number)	(Thousand dollars)	(Thousand dollars)	(Thousand dollars)
United States, total	57,567	8,954,751	1,165,247	1,024,268	24,149	5,495,717	645,299	589,689	36,739	8,130,339	723,730	671,019	44,220	16,110,464	1,315,583	1,284,363
Food group	9,839	1,344,263	62,081	58,725	4,563	1,078,026	44,602	43,444	8,832	2,351,897	75,665	72,279	19,179	7,662,840	208,719	212,264
Grocery stores, without fresh meat	988	86,862	7,825	7,024	474	89,807	5,395	5,105	991	114,533	5,840	5,710	5,556	628,668	28,640	33,053
Grocery stores, with fresh meat	4,842	812,431	47,495	45,170	2,023	696,865	34,739	33,713	4,093	1,629,215	60,316	57,342	11,910	6,160,387	173,020	172,237
Meat markets, fish markets	1,337	130,157	1,876	1,822	317	47,648	620	670	402	(x)	(x)	(x)	5	(x)	(x)	(x)
Fruit stores, vegetable markets	513	22,354	333	319	102	8,117	224	179	75	8,498	114	107	...	...	...	...
Candy, nut, confectionery stores	685	22,572	1,464	1,343	643	48,931	1,792	1,872	1,430	97,310	3,187	2,836	978	40,294	988	786
Dairy products stores, milk dealers	531	122,212	2,329	2,260	449	153,234	1,307	1,294	916	326,746	2,972	3,103	434	142,226	840	986
Bakery products stores	532	22,893	126	145	429	22,018	87	91	728	(x)	(x)	(x)	119	(x)	(x)	(x)
All other food stores	412	28,782	633	642	126	11,406	458	520	197	(x)	(x)	(x)	177	(x)	(x)	(x)
Eating and drinking places	6,804	431,046	23,489	24,148	2,006	212,199	4,408	5,736	3,143	453,999	5,052	5,334	978	75,642	1,676	1,853
Eating places	4,588	342,345	7,299	7,975	1,836	201,789	3,852	5,053	3,020	(x)	(x)	(x)	968	(x)	(x)	(x)
Drinking places	2,216	88,751	15,993	16,173	170	10,410	556	683	129	(x)	(x)	(x)	10	(x)	(x)	(x)
General stores	368	49,090	7,803	7,421	280	74,299	10,675	9,766	399	(x)	(x)	(x)	3	(x)	(x)	(x)
General merchandise group	3,202	1,505,240	207,006	192,183	2,052	1,237,685	164,120	153,855	2,894	1,478,093	168,218	165,819	7,781	6,034,981	780,925	769,395
Department stores	178	1,248,168	150,497	141,019	158	985,430	119,281	113,172	259	1,053,441	104,948	106,634	1,148	3,484,230	483,407	491,642
Dry goods, general merchandise stores	1,777	189,454	41,303	37,543	889	177,753	30,198	27,861	1,228	266,519	41,647	40,512	1,627	706,537	79,703	69,589
Variety stores	1,246	67,618	15,266	13,621	1,005	74,502	14,641	12,822	1,407	158,135	21,623	18,673	5,006	1,844,214	217,815	208,164
Apparel group	3,135	1,120,487	202,286	180,743	4,758	844,959	120,106	110,851	6,849	1,353,825	150,472	142,772	2,908	529,815	56,838	49,765
Men's, boys' clothing, furnishings stores	1,867	219,478	53,817	46,369	741	142,971	27,592	24,600	817	(x)	(x)	(x)	105	(x)	(x)	(x)
Family clothing stores	1,156	292,532	46,768	40,542	529	154,384	25,987	22,376	647	(x)	(x)	(x)	105	(x)	(x)	(x)
Women's ready-to-wear stores	2,841	363,482	47,130	43,881	1,482	355,951	34,514	33,296	1,852	422,205	31,215	28,515	413	187,495	14,932	12,451
Millinery stores	336	11,072	666	622	387	13,442	643	547	610	17,532	540	520	...	...	...	...
Other apparel accessory, specialty stores	600	33,614	5,668	5,135	426	44,681	5,224	4,854	552	(x)	(x)	(x)	127	(x)	(x)	(x)
Shoe stores	1,630	148,975	36,772	33,993	1,017	114,805	23,071	22,203	2,233	277,051	40,033	37,382	2,158	305,606	38,536	34,017
All other apparel stores	705	53,334	11,465	10,201	176	18,725	3,075	2,975	138	10,348	907	673	...	...	...	...
Furniture, furnishings, appliance group	5,085	745,859	143,833	124,084	1,752	409,419	72,040	66,630	2,822	402,716	57,826	53,343	1,497	215,266	16,908	11,492
Furniture stores	2,654	466,291	95,347	85,172	786	269,935	49,552	47,076	265	128,709	22,430	23,123	...	...	...	...
Other home furnishing stores	642	72,807	14,658	10,995	157	30,648	5,853	5,108	213	(x)	(x)	(x)	205	(x)	(x)	(x)
Household appliance stores, radio stores	1,789	206,761	33,228	27,917	809	108,836	16,635	14,446	2,344	(x)	(x)	(x)	1,252	(x)	(x)	(x)
Automotive group	3,973	1,440,404	144,463	106,635	622	234,792	21,468	17,390	787	165,153	16,405	12,778	2,274	341,036	76,979	67,174
Motor vehicle (new and used) dealers	1,897	1,072,361	101,240	71,997	152	(x)	(x)	(x)	18	(x)	(x)	(x)	...	...	...	...
Motor vehicle (used) dealers	1,097	259,955	24,164	17,924	76	21,573	1,838	1,403	...	...	...	...	...	...	...	...
Tire, battery, accessory dealers	757	71,176	13,266	11,907	315	(x)	(x)	(x)	753	(x)	(x)	(x)	2,274	341,036	76,979	67,174
All other automotive dealers	222	36,912	5,853	4,807	79	(x)	(x)	(x)	16	(x)	(x)	(x)	...	...	...	...
Gasoline service stations	2,891	206,691	13,799	11,520	1,237	108,481	4,782	4,170	2,161	171,566	5,936	5,299	2,047	190,327	5,999	4,600
Lumber, building, hardware group	4,805	902,565	167,609	136,622	2,506	499,091	96,485	80,948	3,891	623,257	128,975	103,236	1,554	435,957	64,756	60,162
Lumber yards, building materials dealers	2,149	599,234	81,085	72,174	1,714	366,421	68,318	56,921	3,156	515,425	109,380	85,296	327	79,577	16,025	13,198
Plumbing, paint, electrical stores	669	71,105	13,753	11,112	356	32,539	5,814	5,567	451	(x)	(x)	(x)	654	(x)	(x)	(x)
Hardware stores	1,105	124,600	32,263	28,030	320	56,681	13,813	12,221	244	(x)	(x)	(x)	566	(x)	(x)	(x)
Farm equipment dealers	882	107,626	34,508	25,306	116	43,450	8,540	6,239	40	(x)	(x)	(x)	7	(x)	(x)	(x)
Drug and proprietary stores	2,337	244,357	37,791	35,264	966	161,436	21,192	19,177	1,364	318,273	33,638	30,625	1,385	388,804	41,820	43,550
Drug stores	2,058	229,751	35,634	33,311	833	147,602	19,404	17,624	1,200	297,393	31,346	28,546	1,369	387,402	41,671	43,319
Proprietary stores	279	14,606	2,157	1,953	133	13,834	1,788	1,553	164	20,880	2,292	2,079	16	1,402	149	231
Liquor stores	1,428	115,707	16,700	18,025	638	82,076	9,386	9,740	549	128,709	10,400	11,752	1,811	591,771	45,019	46,872
Second-hand stores	353	15,659	3,524	5,387	92	4,137	495	691	53	(x)	(x)	(x)	323	(x)	(x)	(x)
Other retail stores	7,327	933,333	134,803	123,511	2,677	549,167	75,540	67,291	2,989	573,126	55,742	53,502	2,520	236,005	15,856	17,037
Fuel, fuel oil dealers	865	195,409	15,996	12,270	400	175,212	19,318	14,966	180	55,505	6,399	5,917	...	...	...	...
Ice dealers	101	5,792	216	126	81	7,187	185	107	148	20,393	506	443	...	...	...	...
Feed, farm, garden supply stores	1,477	325,310	30,178	28,929	622	171,556	15,721	15,415	1,085	(x)	(x)	(x)	351	(x)	(x)	(x)
Jewelry stores	1,340	132,971	42,385	39,637	491	74,862	19,772	17,509	234	59,411	10,232	9,998	...	...	...	...
Book, stationery stores	352	48,963	8,184	7,810	98	21,745	4,255	4,135	265	80,617	4,841	4,961	...	...	...	...
Florists	668	20,256	1,214	1,086	100	(x)	(x)	(x)	25	(x)	(x)	(x)	...	...	...	...
Cigar stores and stands	234	30,710	2,112	2,099	210	9,557	863	832	484	24,907	1,584	1,079	490	41,841	3,354	3,439
News dealers, newsstands	77	4,901	320	286	48	2,830	83	78	165	(x)	(x)	(x)	946	(x)	(x)	(x)
Music stores	360	35,007	8,086	7,043	125	36,371	8,688	8,185	100	18,297	4,457	3,661	...	...	...	...
Optical goods stores	157	10,734	1,395	1,349	180	9,748	1,058	1,074	146	7,661	524	537	...	...	...	...
All other retail stores	1,696	114,280	25,117	22,876	322	(x)	(x)	(x)	157	(x)	(x)	(x)	733	(x)	(x)	(x)

x Withheld to avoid disclosure.

[1] A store is classed as a multiunit if it is one of two or more stores in the same general kind of business operated by the same firm.

Table 10E.—MERCHANDISE INVENTORIES OF LARGE STORES AND MULTIUNITS, AND SMALL-STORE SAMPLE—UNITED STATES AND GEOGRAPHIC DIVISIONS, BY KIND OF BUSINESS: 1948

UNITED STATES

STORES, SALES, AND MERCHANDISE INVENTORIES

[See text for explanatory material and description of sample data included]

Kind of business	Large stores and multiunit stores				Sample of small single-unit stores			
	Stores	Sales, entire year	Merchandise inventories, at cost		Stores	Sales, entire year	Merchandise inventories, at cost	
			End of year	Beginning of year			End of year	Beginning of year
	(Number)	(Thousand dollars)	(Thousand dollars)	(Thousand dollars)	(Number)	(Thousand dollars)	(Thousand dollars)	(Thousand dollars)
Total	391,500	92,268,922	9,882,231	8,760,153	137,850	3,995,067	489,480	413,095
Food group	89,615	19,674,595	770,075	755,087	41,480	1,163,069	81,998	71,788
Grocery stores, without fresh meat	12,755	1,508,866	95,408	96,519	14,153	256,762	25,035	21,720
Grocery stores, with fresh meat	54,385	14,609,408	609,343	594,360	16,927	634,059	48,677	42,903
Meat markets, fish markets	6,293	928,909	13,251	13,268	2,317	85,757	1,042	907
Fruit stores, vegetable markets	1,443	129,628	2,488	2,269	1,431	27,066	446	349
Candy, nut, confectionery stores	4,603	267,745	11,614	10,230	2,827	39,767	2,419	2,130
Dairy products stores, milk dealers	4,862	1,041,418	19,282	18,655	687	26,913	600	486
Bakery products stores	3,207	247,292	4,107	4,438	1,693	50,224	1,505	1,405
Egg, poultry dealers	1,022	129,526	1,498	1,587	456	13,713	152	95
All other food stores	1,045	211,803	13,084	13,761	989	28,808	2,122	1,793
Eating and drinking places	32,557	3,510,392	109,729	113,906	31,409	756,311	31,705	30,175
Eating places	23,700	2,873,021	67,852	73,162	17,041	385,434	8,049	7,071
Drinking places	8,857	637,371	41,877	40,744	14,368	371,477	23,650	23,104
General stores	3,297	625,917	95,223	88,136	1,827	60,673	10,741	9,628
General merchandise group	21,874	15,112,319	1,971,867	1,905,914	3,068	87,015	24,222	21,049
Department stores	2,580	10,644,747	1,317,826	1,301,589	...	...	...	...
Dry goods, general merchandise stores	9,693	2,238,674	367,197	335,406	2,006	58,233	16,906	14,832
Variety stores	9,601	2,229,498	286,844	268,919	1,062	28,782	7,316	6,217
Apparel group	39,737	7,435,704	1,152,773	1,047,798	7,594	240,979	66,548	56,479
Men's, boys' clothing, furnishings stores	8,282	1,570,850	333,914	289,958	1,545	60,449	19,787	16,347
Family clothing stores	5,024	1,516,987	246,806	229,572	751	30,103	9,846	8,846
Women's ready-to-wear stores	11,603	2,708,336	285,047	262,885	1,907	62,391	12,874	10,757
Millinery stores	1,508	49,933	2,518	2,263	421	5,787	598	521
Other apparel accessory, specialty stores	2,138	204,064	24,622	22,286	561	13,428	3,278	3,012
Shoe stores	8,794	1,110,733	197,881	182,636	1,076	36,161	12,252	10,306
Custom tailors	448	62,935	9,448	8,414	450	8,315	1,201	1,094
Furriers, fur shops	705	159,416	31,176	30,679	165	5,989	1,472	1,402
All other apparel stores	1,235	112,470	21,361	19,105	718	18,356	5,240	4,194
Furniture, furnishings, appliance group	28,160	5,109,264	939,284	809,536	5,741	188,961	44,997	34,967
Furniture stores	12,607	2,783,881	577,326	513,344	1,642	68,818	17,559	14,114
Floor covering, drapery stores	1,770	310,500	58,554	45,384	596	20,153	4,568	3,360
Other home furnishing stores	1,327	270,416	35,454	30,948	1,077	17,853	4,349	3,706
Household appliance stores	11,213	1,446,241	233,201	191,276	1,848	67,180	15,266	11,208
Radio stores	1,237	248,226	34,749	28,584	598	14,957	3,255	2,579
Automotive group	51,430	18,707,323	1,814,104	1,393,178	3,477	147,646	25,969	19,028
Motor vehicle (new and used) dealers	35,946	15,484,076	1,462,659	1,086,448	309	5,181	7,873	4,842
Motor vehicle (used) dealers	7,705	2,063,861	150,426	125,867	917	24,482	5,112	3,523
Tire, battery, accessory dealers	6,535	916,448	170,611	150,514	1,409	46,413	10,496	8,842
All other automotive dealers	1,244	242,938	35,408	30,349	842	10,570	2,488	1,821
Gasoline service stations	19,410	1,803,087	97,365	82,852	16,883	495,396	29,086	22,825
Lumber, building, hardware group	41,242	8,935,943	1,552,038	1,269,565	5,769	235,662	61,296	48,095
Lumber yards, building materials dealers	18,432	4,772,288	749,620	616,820	767	37,148	8,165	5,988
Plumbing, paint, electrical stores	4,712	647,670	105,122	92,220	1,583	53,419	11,298	9,202
Hardware stores	8,035	1,526,022	326,927	289,497	2,664	101,517	31,839	26,502
Farm equipment dealers	10,063	1,989,963	370,369	271,028	755	43,578	9,994	6,403
Drug and proprietary stores	14,470	2,291,090	303,815	285,220	4,131	174,639	31,209	27,750
Drug stores	13,418	2,202,549	292,721	275,116	3,352	153,535	27,563	24,685
Proprietary stores	1,052	88,541	11,094	10,104	779	21,104	3,646	3,065
Liquor stores	9,564	1,622,743	176,078	185,332	2,386	99,485	15,400	14,749
Second-hand stores	1,578	108,463	18,491	19,065	1,538	20,683	4,859	4,398
Other retail stores	38,566	7,271,482	875,789	798,564	12,547	324,948	61,450	52,164
Fuel, fuel oil dealers	9,280	1,878,988	142,062	113,564	1,220	49,959	3,664	2,733
Ice dealers	503	52,302	1,538	1,145	267	3,800	50	45
Feed, farm, garden supply stores	10,621	2,710,857	215,804	212,669	1,094	44,876	4,023	3,622
Jewelry stores	4,771	780,238	244,923	223,597	1,650	47,869	21,572	18,961
Book, stationery stores	1,810	412,483	60,248	57,023	513	14,722	3,541	3,011
Sporting goods stores, bicycle stores	1,104	170,669	40,262	35,985	749	17,431	5,089	4,146
Florists	1,478	102,448	3,470	3,129	1,327	27,802	1,298	1,115
Cigar stores and stands	2,412	306,811	19,632	17,900	1,211	23,534	2,109	1,828
News dealers, newsstands	1,597	99,074	5,152	4,877	521	12,911	930	794
Gift, novelty, souvenir stores	950	47,850	10,141	9,093	1,156	16,156	4,703	3,892
Music stores	1,375	223,272	48,893	42,913	475	12,408	3,432	2,843
Luggage, leather goods stores	274	40,700	9,294	8,017	92	2,759	832	797
Optical goods stores	610	42,020	4,876	4,651	128	3,227	377	335
Camera, photographic supply stores	811	133,143	24,753	21,987	222	7,394	1,869	1,377
Office, store machine and equipment dealers	299	41,941	8,112	6,826	202	6,277	1,170	824
All other retail stores	2,671	228,686	36,629	35,188	1,720	33,823	6,791	5,841

See footnotes at end of table.

Table 10E.—MERCHANDISE INVENTORIES OF LARGE STORES AND MULTIUNITS, AND SMALL-STORE SAMPLE—UNITED STATES AND GEOGRAPHIC DIVISIONS, BY KIND OF BUSINESS: 1948—Continued

NEW ENGLAND

STORES, SALES, AND MERCHANDISE INVENTORIES

[See text for explanatory material and description of sample data included]

Kind of business	Large stores and multiunit stores				Sample of small single-unit stores			
	Stores	Sales, entire year	Merchandise inventories, at cost		Stores	Sales, entire year	Merchandise inventories, at cost	
			End of year	Beginning of year			End of year	Beginning of year
	(Number)	(Thousand dollars)	(Thousand dollars)	(Thousand dollars)	(Number)	(Thousand dollars)	(Thousand dollars)	(Thousand dollars)
Total	25,614	5,931,011	592,163	540,159	8,962	276,455	30,720	27,022
Food group	6,734	1,545,342	55,365	55,840	2,640	84,629	5,092	4,606
Grocery stores, without fresh meat	1,522	176,248	10,250	11,063	802	16,499	1,364	1,240
Grocery stores, with fresh meat	3,359	1,015,435	39,838	39,660	1,128	48,263	3,253	2,926
Meat markets, fish markets	280	50,579	798	788	171	5,899	69	68
Fruit stores, vegetable markets	115	9,727	269	235	106	2,728	57	57
Candy, nut, confectionery stores	443	19,262	833	835	153	2,854	167	148
Dairy products stores, milk dealers	581	236,271	2,215	2,145	52	2,251	14	13
Bakery products stores	305	23,001	324	334	156	4,104	80	80
Egg, poultry dealers	43	4,453	16	14	26	(1)	(1)	(1)
All other food stores	86	10,166	822	766	46	1,418	83	72
Eating and drinking places	2,113	238,206	6,746	7,147	1,752	47,213	1,836	1,805
Eating places	1,819	213,847	5,205	5,432	1,123	29,527	677	650
Drinking places	294	24,359	1,541	1,715	629	17,686	1,159	1,155
General stores	50	6,367	860	788	51	(1)	(1)	(1)
General merchandise group	1,300	836,698	106,193	106,075	200	4,814	1,279	1,161
Department stores	186	582,681	68,913	69,709	...	...	...	...
Dry goods, general merchandise stores	434	81,705	14,089	13,140	135	3,188	904	846
Variety stores	680	172,312	23,191	23,226	65	1,626	375	315
Apparel group	2,987	530,205	81,955	76,902	643	19,817	5,046	4,458
Men's, boys' clothing, furnishings stores	588	101,521	23,496	20,796	143	4,889	1,545	1,308
Family clothing stores	330	88,559	13,948	13,308	52	2,010	618	530
Women's ready-to-wear stores	878	212,102	21,794	21,162	146	4,973	957	876
Millinery stores	128	3,114	226	250	41	(1)	(1)	(1)
Other apparel accessory, specialty stores	202	14,650	1,840	1,678	44	1,131	219	221
Shoe stores	655	77,862	14,974	14,277	106	3,245	959	859
Custom tailors	17	2,798	478	408	39	(1)	(1)	(1)
Furriers, fur shops	83	15,139	2,761	2,694	16	579	175	145
All other apparel stores	106	14,460	2,438	2,329	56	1,653	445	378
Furniture, furnishings, appliance group	1,809	310,489	60,882	55,589	434	12,367	2,879	2,320
Furniture stores	783	162,718	37,561	35,090	104	4,556	1,194	1,060
Floor covering, drapery stores	130	20,748	4,135	3,302	57	1,692	417	297
Other home furnishing stores	97	15,483	1,917	1,843	126	1,468	317	253
Household appliance stores	711	100,371	15,774	14,191	97	3,605	741	575
Radio stores	88	11,169	1,495	1,163	50	1,046	210	135
Automotive group	3,012	1,036,592	107,452	76,514	190	7,509	1,427	1,075
Motor vehicle (new and used) dealers	2,227	882,409	89,339	61,289	41	2,363	408	231
Motor vehicle (used) dealers	395	97,036	7,350	6,263	66	2,496	376	288
Tire, battery, accessory dealers	333	47,670	9,249	7,483	61	2,268	502	421
All other automotive dealers	57	9,477	1,514	1,479	22	382	141	135
Gasoline service stations	777	68,919	3,725	3,286	1,079	32,386	1,907	1,495
Lumber, building, hardware group	1,655	445,393	72,235	64,047	287	11,368	2,658	2,156
Lumber yards, building materials dealers	736	265,613	39,433	34,689	34	1,711	301	203
Plumbing, paint, electrical stores	298	42,432	6,687	6,319	94	3,315	644	506
Hardware stores	468	103,321	19,558	18,003	144	5,613	1,573	1,366
Farm equipment dealers	153	34,027	6,557	5,036	15	729	140	81
Drug and proprietary stores	874	112,556	15,358	14,700	324	15,233	2,242	2,011
Drug stores	759	104,478	14,096	13,597	249	12,894	1,909	1,698
Proprietary stores	115	8,078	1,262	1,103	75	(1)	(1)	(1)
Liquor stores	851	123,057	16,724	18,392	256	10,817	1,781	1,730
Second-hand stores	92	7,957	816	795	96	1,212	204	185
Other retail stores	3,360	669,230	63,852	60,084	1,010	27,199	4,092	3,747
Fuel, fuel oil dealers	1,059	287,486	18,700	16,592	156	6,382	290	270
Ice dealers	19	1,833	25	21	30	(1)	(1)	(1)
Feed, farm, garden supply stores	750	193,914	13,605	13,699	28	1,606	94	87
Jewelry stores	299	52,844	14,090	13,142	101	3,237	1,381	1,311
Book, stationery stores	182	28,938	4,510	4,352	41	1,198	240	219
Sporting goods stores, bicycle stores	83	10,229	2,526	2,328	53	1,011	311	265
Florists	95	5,308	120	107	98	2,142	58	64
Cigar stores and stands	225	32,608	1,836	1,682	104	2,476	188	160
News dealers, newsstands	142	11,161	685	670	58	2,190	112	91
Gift, novelty, souvenir stores	106	4,021	807	665	124	1,561	315	286
Music stores	75	10,112	2,236	2,292	35	1,161	350	329
Luggage, leather goods stores	22	3,232	765	724	6	(1)	(1)	(1)
Optical goods stores	28	2,390	324	320	12	(1)	(1)	(1)
Camera, photographic supply stores	53	7,250	1,122	1,123	21	(1)	(1)	(1)
Office, store machine and equipment dealers	16	2,177	435	387	14	(1)	(1)	(1)
All other retail stores	206	15,727	2,066	1,980	129	2,274	450	434

See footnotes at end of table.

Table 10E.—MERCHANDISE INVENTORIES OF LARGE STORES AND MULTIUNITS, AND SMALL-STORE SAMPLE—UNITED STATES AND GEOGRAPHIC DIVISIONS, BY KIND OF BUSINESS: 1948—Continued

MIDDLE ATLANTIC

STORES, SALES, AND MERCHANDISE INVENTORIES

[See text for explanatory material and description of sample data included]

Kind of business	Large stores and multiunit stores				Sample of small single-unit stores			
	Stores	Sales, entire year	Merchandise inventories, at cost		Stores	Sales, entire year	Merchandise inventories, at cost	
			End of year	Beginning of year			End of year	Beginning of year
	(Number)	(Thousand dollars)	(Thousand dollars)	(Thousand dollars)	(Number)	(Thousand dollars)	(Thousand dollars)	(Thousand dollars)
Total	78,357	19,403,793	1,897,790	1,727,176	31,741	916,071	109,988	94,746
Food group	21,887	4,670,761	151,954	149,461	10,185	295,994	17,682	15,710
Grocery stores, without fresh meat	4,620	534,740	31,649	32,244	3,041	74,567	6,899	6,102
Grocery stores, with fresh meat	8,517	2,803,643	98,672	96,890	2,360	91,938	6,793	6,107
Meat markets, fish markets	2,867	410,735	4,542	4,494	1,150	43,856	371	315
Fruit stores, vegetable markets	673	60,147	913	835	745	14,743	172	135
Candy, nut, confectionery stores	1,760	94,846	4,484	3,138	1,340	19,330	1,262	1,133
Dairy products stores, milk dealers	1,408	537,028	6,003	5,759	286	11,821	336	282
Bakery products stores	1,204	115,253	1,698	1,774	542	17,092	507	487
Egg, poultry dealers	448	49,539	228	246	190	5,211	14	13
All other food stores	390	64,830	3,765	4,081	531	17,436	1,328	1,136
Eating and drinking places	7,199	1,042,447	30,413	33,433	7,073	195,211	9,233	8,588
Eating places	5,464	894,948	21,187	23,394	3,285	85,530	2,166	1,855
Drinking places	1,735	147,499	9,226	10,039	3,788	109,681	7,067	6,733
General stores	254	61,912	9,818	9,247	138	4,939	938	842
General merchandise group	3,122	3,047,750	361,356	356,544	703	16,115	4,658	4,087
Department stores	366	2,305,927	262,518	259,966	...	...	...	...
Dry goods, general merchandise stores	1,109	219,046	39,512	37,676	527	11,097	3,286	2,926
Variety stores	1,647	522,777	59,326	58,902	176	5,018	1,372	1,161
Apparel group	10,235	2,164,464	314,275	295,137	2,541	74,857	19,827	17,167
Men's, boys' clothing, furnishings stores	2,234	465,710	94,980	84,372	482	16,976	5,890	4,935
Family clothing stores	725	421,474	53,528	54,434	150	4,663	1,527	1,409
Women's ready-to-wear stores	2,673	717,671	70,645	67,359	611	19,041	3,306	2,790
Millinery stores	382	13,381	868	716	164	2,375	236	212
Other apparel accessory, specialty stores	994	96,159	12,222	11,313	329	8,201	1,976	1,882
Shoe stores	2,439	323,696	57,811	53,761	325	10,759	3,685	3,263
Custom tailors	113	17,929	2,522	2,423	143	2,894	474	425
Furriers, fur shops	224	57,838	12,642	12,340	71	2,669	615	593
All other apparel stores	451	50,606	9,057	8,419	266	7,279	2,118	1,658
Furniture, furnishings, appliance group	5,835	1,226,696	212,774	186,579	1,376	42,140	9,998	7,938
Furniture stores	2,257	573,037	115,538	105,740	292	11,908	2,848	2,292
Floor covering, drapery stores	587	94,854	17,577	14,007	209	6,634	1,539	1,190
Other home furnishing stores	374	73,753	11,512	10,478	381	6,662	1,769	1,546
Household appliance stores	2,029	336,084	48,967	40,874	351	12,220	2,826	2,085
Radio stores	588	148,968	19,180	15,480	143	4,716	1,016	825
Automotive group	8,315	3,188,230	296,233	223,608	512	20,535	3,586	2,652
Motor vehicle (new and used) dealers	5,785	2,651,547	241,013	178,280	117	7,544	1,136	693
Motor vehicle (used) dealers	1,244	368,185	26,077	20,199	139	5,290	762	516
Tire, battery, accessory dealers	1,122	136,442	24,537	21,124	198	5,966	1,267	1,056
All other automotive dealers	164	32,056	4,606	4,005	58	1,735	421	387
Gasoline service stations	2,690	229,523	11,252	9,585	2,833	81,088	4,959	3,804
Lumber, building, hardware group	4,769	1,163,759	193,832	163,471	1,026	36,400	10,379	8,667
Lumber yards, building materials dealers	2,172	675,089	100,088	82,559	119	5,608	1,278	986
Plumbing, paint, electrical stores	923	133,145	20,638	18,491	342	10,603	2,627	2,106
Hardware stores	1,082	238,346	49,091	44,470	500	16,647	5,532	4,920
Farm equipment dealers	592	117,179	24,015	17,951	65	3,542	942	655
Drug and proprietary stores	2,548	358,226	51,073	47,745	962	36,377	7,268	6,464
Drug stores	2,350	342,298	48,950	45,796	858	33,367	6,738	6,038
Proprietary stores	198	15,928	2,123	1,949	104	3,010	530	426
Liquor stores	1,766	374,330	48,047	58,732	531	24,357	4,664	4,463
Second-hand stores	315	20,724	4,753	6,547	303	3,767	958	864
Other retail stores	9,422	1,854,971	212,010	195,087	3,558	84,291	15,838	13,500
Fuel, fuel oil dealers	2,089	629,334	37,908	31,766	348	14,043	972	812
Ice dealers	61	5,501	155	107	75	783	4	4
Feed, farm, garden supply stores	1,825	500,072	38,979	40,755	107	4,624	479	458
Jewelry stores	997	176,417	60,262	54,426	354	9,922	4,805	41,73
Book, stationery stores	460	119,281	14,705	14,150	173	4,709	1,008	864
Sporting goods stores, bicycle stores	237	44,231	9,660	8,511	158	3,377	1,147	896
Florists	347	23,066	650	532	341	6,827	347	310
Cigar stores and stands	717	111,815	7,804	6,921	706	13,303	1,153	995
News dealers, newsstands	927	42,963	1,778	1,601	210	4,937	390	332
Gift, novelty, souvenir stores	242	13,781	2,741	2,604	324	5,160	1,512	1,190
Music stores	260	37,294	8,355	7,148	117	2,555	822	683
Luggage, leather goods stores	87	14,519	3,365	2,564	29	773	240	223
Optical goods stores	180	11,377	1,508	1,426	51	1,162	143	142
Camera, photographic supply stores	200	48,761	8,861	7,940	58	1,842	556	407
Office, store machine and equipment dealers	41	5,656	1,104	929	32	(1)	(1)	(1)
All other retail stores	752	70,903	14,175	13,707	475	9,185	2,054	1,850

See footnotes at end of table.

Table 10E.—MERCHANDISE INVENTORIES OF LARGE STORES AND MULTIUNITS, AND SMALL-STORE SAMPLE—UNITED STATES AND GEOGRAPHIC DIVISIONS, BY KIND OF BUSINESS: 1948—Continued

EAST NORTH CENTRAL

STORES, SALES, AND MERCHANDISE INVENTORIES

[See text for explanatory material and description of sample data included]

Kind of business	Large stores and multiunit stores				Sample of small single-unit stores			
	Stores	Sales, entire year	Merchandise inventories, at cost		Stores	Sales, entire year	Merchandise inventories, at cost	
			End of year	Beginning of year			End of year	Beginning of year
	(Number)	(Thousand dollars)	(Thousand dollars)	(Thousand dollars)	(Number)	(Thousand dollars)	(Thousand dollars)	(Thousand dollars)
Total	81,183	20,694,107	2,124,253	1,887,873	26,904	862,091	102,065	86,232
Food group	18,927	4,301,352	151,654	150,310	7,265	245,147	16,171	14,359
Grocery stores, without fresh meat	2,040	254,643	13,646	14,455	1,511	36,503	3,326	2,998
Grocery stores, with fresh meat	11,752	3,172,670	122,272	120,019	3,724	150,925	10,913	9,718
Meat markets, fish markets	1,388	216,609	3,160	3,167	396	16,844	305	264
Fruit stores, vegetable markets	284	22,492	546	502	216	3,767	82	63
Candy, nut, confectionery stores	1,018	81,021	2,732	2,795	562	9,253	548	466
Dairy products stores, milk dealers	1,383	428,706	5,197	4,812	173	7,064	175	144
Bakery products stores	660	44,352	868	982	384	12,704	415	390
Egg, poultry dealers	163	22,054	341	434	92	2,858	17	13
All other food stores	189	48,755	2,892	3,144	207	5,229	390	303
Eating and drinking places	6,542	708,523	21,381	24,092	7,126	187,258	8,844	8,597
Eating places	4,518	543,078	12,633	13,989	2,970	70,506	1,411	1,255
Drinking places	2,024	165,445	8,748	10,103	4,156	116,752	7,433	7,342
General stores	364	69,809	11,027	10,446	185	7,757	1,553	1,377
General merchandise group	3,919	3,787,703	461,237	450,655	438	13,501	3,814	3,310
Department stores	623	2,964,378	345,642	345,362	...	...	...	...
Dry goods, general merchandise stores	1,381	359,550	57,728	51,810	244	7,703	2,379	2,102
Variety stores	1,915	473,775	57,867	53,483	194	5,798	1,435	1,208
Apparel group	8,340	1,585,304	230,602	209,113	1,411	41,496	13,585	11,310
Men's, boys' clothing, furnishings stores	1,792	355,570	71,012	62,718	304	13,239	4,538	3,697
Family clothing stores	850	281,953	42,293	39,729	108	3,688	1,424	1,216
Women's ready-to-wear stores	2,360	566,603	54,828	50,304	307	10,364	2,395	1,939
Millinery stores	372	11,720	530	423	93	1,385	132	111
Other apparel accessory, specialty stores	436	44,776	4,610	3,882	90	2,043	550	471
Shoe stores	2,061	247,158	44,991	40,597	252	9,032	3,180	2,695
Custom tailors	125	19,080	2,722	2,428	90	1,874	258	233
Furriers, fur shops	171	45,375	7,187	6,973	41	1,424	252	229
All other apparel stores	173	13,049	2,429	2,059	120	3,341	856	719
Furniture, furnishings, appliance group	5,516	1,018,719	188,820	163,449	1,106	36,736	9,070	7,051
Furniture stores	2,418	544,155	116,049	104,578	263	11,206	3,224	2,614
Floor covering, drapery stores	438	84,134	17,018	12,426	110	4,520	1,034	774
Other home furnishing stores	225	48,335	4,362	3,723	168	2,919	581	450
Household appliance stores	2,225	303,137	45,854	37,940	426	14,792	3,465	2,653
Radio stores	210	38,958	5,537	4,782	139	3,299	766	560
Automotive group	11,144	4,293,821	391,024	310,338	725	30,757	5,368	3,842
Motor vehicle (new and used) dealers	7,831	3,573,240	310,694	243,485	186	11,634	1,766	1,025
Motor vehicle (used) dealers	1,685	470,686	34,871	27,853	180	7,868	967	767
Tire, battery, accessory dealers	1,304	184,150	36,477	31,089	265	8,277	1,887	1,565
All other automotive dealers	324	65,745	8,982	7,911	94	2,918	748	485
Gasoline service stations	4,030	439,603	23,071	18,867	3,296	110,815	6,154	4,882
Lumber, building, hardware group	3,378	2,019,333	346,737	282,908	1,419	58,263	15,610	12,569
Lumber yards, building materials dealers	3,958	1,096,153	170,159	138,505	153	8,227	1,849	1,461
Plumbing, paint, electrical stores	1,274	162,622	28,554	24,132	413	13,669	3,057	2,623
Hardware stores	1,796	343,133	72,096	64,691	644	23,918	7,984	6,665
Farm equipment dealers	2,350	412,425	75,928	55,580	209	12,449	2,720	1,820
Drug and proprietary stores	3,266	561,461	64,876	61,154	771	35,261	5,789	5,294
Drug stores	3,095	538,578	62,400	59,017	638	31,254	5,134	4,736
Proprietary stores	171	22,883	2,476	2,137	133	4,007	655	558
Liquor stores	1,236	249,864	22,816	24,223	422	16,792	2,074	1,911
Second-hand stores	249	16,232	2,828	2,452	256	3,664	873	754
Other retail stores	8,272	1,642,383	207,580	179,866	2,484	70,650	13,160	10,976
Fuel, fuel oil dealers	1,800	464,256	48,460	33,916	304	14,235	1,099	694
Ice dealers	82	9,500	335	226	50	1,225	10	11
Feed, farm, garden supply stores	2,428	623,040	51,291	48,206	218	8,938	866	818
Jewelry stores	1,002	159,813	49,912	45,080	350	11,217	4,724	4,170
Book, stationery stores	347	84,029	12,604	11,876	85	2,734	745	637
Sporting goods stores, bicycle stores	207	38,249	8,611	7,978	178	4,146	1,115	875
Florists	294	21,664	727	619	274	6,146	260	245
Cigar stores and stands	556	97,027	3,543	3,179	175	3,553	328	277
News dealers, newsstands	189	17,052	837	796	79	2,095	142	126
Gift, novelty, souvenir stores	123	11,363	1,628	1,321	202	2,956	803	657
Music stores	289	51,998	12,158	10,920	110	2,682	736	657
Luggage, leather goods stores	53	8,090	1,983	1,870	16	(1)	(1)	(1)
Optical goods stores	107	6,664	835	786	18	(1)	(1)	(1)
Camera, photographic supply stores	179	28,836	5,407	4,597	46	1,619	504	328
Office, store machine and equipment dealers	60	9,291	1,803	1,571	41	(1)	(1)	(1)
All other retail stores	556	51,571	7,446	6,925	338	6,893	1,443	1,209

See footnotes at end of table.

Table 10E.—MERCHANDISE INVENTORIES OF LARGE STORES AND MULTIUNITS, AND SMALL-STORE SAMPLE—UNITED STATES AND GEOGRAPHIC DIVISIONS, BY KIND OF BUSINESS: 1948—Continued

WEST NORTH CENTRAL

STORES, SALES, AND MERCHANDISE INVENTORIES

[See text for explanatory material and description of sample data included]

Kind of business	Large stores and multiunit stores				Sample of small single-unit stores			
	Stores	Sales, entire year	Merchandise inventories, at cost		Stores	Sales, entire year	Merchandise inventories, at cost	
			End of year	Beginning of year			End of year	Beginning of year
	(Number)	(Thousand dollars)	(Thousand dollars)	(Thousand dollars)	(Number)	(Thousand dollars)	(Thousand dollars)	(Thousand dollars)
Total	42,177	3,201,271	1,124,970	969,137	13,703	423,072	57,360	47,599
Food group	7,849	1,603,895	72,909	73,365	3,047	102,473	8,353	7,485
Grocery stores, without fresh meat	722	86,619	6,394	6,366	785	19,558	2,153	1,838
Grocery stores, with fresh meat	5,904	1,313,345	61,660	61,514	1,678	69,311	5,822	5,293
Meat markets, fish markets	225	37,316	798	936	90	3,517	72	65
Fruit stores, vegetable markets	29	4,039	127	123	35	(1)	(1)	(1)
Candy, nut, confectionery stores	226	13,370	650	625	162	1,692	73	80
Dairy products stores, milk dealers	397	109,480	1,543	1,710	67	2,028	24	12
Bakery products stores	211	10,352	228	263	158	4,461	147	143
Egg, poultry dealers	70	12,320	224	178	35	1,251	25	17
All other food stores	65	17,354	1,285	1,450	37	508	24	20
Eating and drinking places	2,498	220,488	9,473	10,516	3,295	73,888	3,055	2,994
Eating places	1,694	157,820	3,425	4,274	1,791	38,744	648	568
Drinking places	804	62,668	5,548	6,242	1,504	35,144	2,407	2,426
General stores	464	80,218	12,789	11,755	176	6,748	1,291	1,187
General merchandise group	2,318	1,489,142	211,630	205,616	289	9,128	2,519	2,210
Department stores	278	1,006,685	141,752	142,489	...	...	...	...
Dry goods, general merchandise stores	1,191	313,660	47,059	41,706	155	5,515	1,563	1,359
Variety stores	849	168,797	22,819	21,421	134	3,613	956	851
Apparel group	3,068	572,265	80,823	79,438	591	19,875	5,830	4,816
Men's, boys' clothing, furnishings stores	730	127,561	28,305	23,840	137	6,169	1,988	1,691
Family clothing stores	399	134,818	22,566	19,118	65	3,097	1,002	880
Women's ready-to-wear stores	948	211,005	22,542	20,445	156	4,889	1,092	861
Millinery stores	163	4,241	169	196	23	167	12	13
Other apparel accessory, specialty stores	75	(x)	(x)	(x)	15	(x)	(x)	(x)
Shoe stores	605	67,772	12,757	11,694	116	3,629	1,214	944
Custom tailors	26	3,607	692	579	31	(1)	(1)	(1)
Furriers, fur shops	76	13,370	2,710	2,602	10	437	147	132
All other apparel stores	46	(x)	(x)	(x)	38	(x)	x)	x)
Furniture, furnishings, appliance group	2,678	432,151	84,513	74,277	584	19,560	5,447	3,647
Furniture stores	1,024	243,905	52,559	45,724	173	7,167	2,117	1,618
Floor covering, drapery stores	85	14,055	3,408	2,607	32	944	225	173
Other home furnishing stores	78	20,589	2,488	1,841	48	939	165	166
Household appliance stores	1,456	148,635	25,344	20,571	277	9,358	2,217	1,474
Radio stores	35	2,967	714	534	54	(1)	(1)	(1)
Automotive group	6,422	2,052,166	217,648	164,339	516	21,780	3,970	2,990
Motor vehicle (new and used) dealers	4,958	1,754,209	182,096	134,196	157	9,357	1,564	1,012
Motor vehicle (used) dealers	683	179,513	12,863	10,697	107	4,895	593	459
Tire, battery, accessory dealers	652	90,324	18,846	16,402	221	6,615	1,638	1,386
All other automotive dealers	129	28,120	3,843	3,044	31	913	175	133
Gasoline service stations	2,590	251,644	18,304	16,188	2,089	58,048	3,645	2,369
Lumber, building, hardware group	8,792	1,500,947	287,720	225,933	1,112	49,120	12,619	9,399
Lumber yards, building materials dealers	3,841	646,432	130,078	102,592	110	5,540	1,325	997
Plumbing, paint, electrical stores	538	70,870	11,316	10,188	234	8,246	1,685	1,338
Hardware stores	1,149	185,027	40,207	35,745	509	14,870	6,073	4,853
Farm equipment dealers	3,264	598,618	106,119	77,408	259	15,464	3,536	2,211
Drug and proprietary stores	1,235	209,224	28,551	26,795	495	20,288	3,901	3,532
Drug stores	1,173	201,734	27,672	25,958	388	17,455	3,342	3,017
Proprietary stores	62	7,490	879	837	107	2,833	559	515
Liquor stores	792	112,493	13,704	15,088	233	9,053	1,455	1,491
Second-hand stores	105	6,614	778	670	160	1,440	283	221
Other retail stores	3,366	670,024	75,458	68,457	1,116	31,171	5,492	4,658
Fuel, fuel oil dealers	483	108,788	10,204	8,172	112	4,607	385	295
Ice dealers	44	2,691	147	113	29	(1)	(1)	(1)
Feed, farm, garden supply stores	1,415	360,924	27,821	27,074	219	8,068	588	537
Jewelry stores	348	50,273	16,393	14,316	198	5,463	2,089	1,778
Book, stationery stores	138	34,468	5,176	4,812	35	814	208	187
Sporting goods stores, bicycle stores	64	12,484	2,864	2,511	63	1,732	472	416
Florists	102	9,489	320	290	76	2,198	119	127
Cigar stores and stands	193	16,363	822	757	46	955	84	72
News dealers, newsstands	34	3,579	190	191	22	(1)	(1)	(1)
Gift, novelty, souvenir stores	47	3,244	679	531	80	736	231	199
Music stores	140	26,181	5,171	4,436	40	1,474	362	280
Luggage, leather goods stores	14	1,439	265	259	9	(1)	(1)	(1)
Optical goods stores	45	3,456	476	431	8	(1)	(1)	(1)
Camera, photographic supply stores	44	6,514	1,286	1,037	14	(1)	(1)	(1)
Office, store machine and equipment dealers	40	3,718	621	503	26	(1)	(1)	(1)
All other retail stores	215	26,413	3,023	3,024	139	2,796	615	506

See footnotes at end of table.

Table 10E.—MERCHANDISE INVENTORIES OF LARGE STORES AND MULTIUNITS, AND SMALL-STORE SAMPLE—UNITED STATES AND GEOGRAPHIC DIVISIONS, BY KIND OF BUSINESS: 1948—Continued

SOUTH ATLANTIC

STORES, SALES, AND MERCHANDISE INVENTORIES

[See text for explanatory material and description of sample data included]

Kind of business	Large stores and multiunit stores				Sample of small single-unit stores			
	Stores	Sales, entire year	Merchandise inventories, at cost		Stores	Sales, entire year	Merchandise inventories, at cost	
			End of year	Beginning of year			End of year	Beginning of year
	(Number)	(Thousand dollars)	(Thousand dollars)	(Thousand dollars)	(Number)	(Thousand dollars)	(Thousand dollars)	(Thousand dollars)
Total	46,233	10,486,423	1,091,308	961,335	17,669	439,430	52,033	43,896
Food group	9,334	2,027,464	80,937	75,833	6,711	137,528	10,293	8,839
Grocery stores, without fresh meat	949	86,101	5,573	5,589	2,978	33,297	3,329	2,773
Grocery stores, with fresh meat	6,613	1,700,893	69,646	64,669	2,834	88,226	6,489	5,698
Meat markets, fish markets	322	41,431	794	663	192	3,973	65	56
Fruit stores, vegetable markets	94	6,215	283	258	157	2,263	37	24
Candy, nut, confectionery stores	523	22,237	1,118	1,104	312	3,357	210	151
Dairy products stores, milk dealers	431	127,382	1,767	1,789	28	877	6	5
Bakery products stores	206	10,446	193	221	113	2,743	61	53
Egg, poultry dealers	102	10,808	167	126	42	1,267	30	15
All other food stores	94	21,951	1,396	1,414	55	1,525	66	64
Eating and drinking places	3,703	336,701	10,332	10,340	3,472	67,064	2,562	2,334
Eating places	2,949	290,139	7,112	6,864	2,331	44,806	1,093	934
Drinking places	754	46,562	3,220	3,476	1,141	22,258	1,469	1,400
General stores	825	160,242	23,076	20,763	471	12,751	1,968	1,743
General merchandise group	3,445	1,755,417	232,568	218,272	394	12,155	3,019	2,623
Department stores	414	1,097,545	135,109	129,804	...	...	...	...
Dry goods, general merchandise stores	1,545	327,737	54,629	49,109	293	9,459	2,378	2,089
Variety stores	1,486	330,135	42,830	39,359	101	2,696	641	534
Apparel group	4,988	831,572	128,217	113,045	732	24,848	6,454	5,706
Men's, boys' clothing, furnishings stores	1,019	163,083	35,157	29,177	157	6,353	1,702	1,490
Family clothing stores	957	180,058	32,293	29,486	141	6,016	1,832	1,721
Women's ready-to-wear stores	1,565	319,313	34,389	30,396	194	6,634	1,355	1,229
Millinery stores	154	5,847	198	186	31	570	87	77
Other apparel accessory, specialty stores	121	11,853	1,436	1,319	31	654	208	187
Shoe stores	926	126,006	20,180	18,359	80	2,567	824	641
Custom tailors	39	4,433	648	544	33	(1)	(1)	(1)
Furriers, fur shops	34	8,593	1,519	1,563	4	(1)	(1)	(1)
All other apparel stores	173	12,386	2,397	2,015	61	1,488	375	293
Furniture, furnishings, appliance group	3,677	609,859	103,045	88,746	629	22,813	4,905	3,877
Furniture stores	1,941	368,787	68,107	59,871	251	11,000	2,325	1,901
Floor covering, drapery stores	134	23,463	4,478	3,890	46	1,556	339	243
Other home furnishing stores	180	32,107	3,426	2,962	107	1,868	460	403
Household appliance stores	1,342	167,136	24,510	19,826	180	7,327	1,555	1,120
Radio stores	80	18,366	2,524	2,197	45	1,062	226	210
Automotive group	6,326	2,219,099	205,175	161,695	384	17,509	2,933	2,081
Motor vehicle (new and used) dealers	4,309	1,818,148	162,966	122,774	86	5,524	793	485
Motor vehicle (used) dealers	993	251,546	16,799	13,586	105	4,317	515	338
Tire, battery, accessory dealers	887	122,944	21,357	21,647	160	6,218	1,278	1,060
All other automotive dealers	137	26,461	4,053	3,688	33	1,450	347	198
Gasoline service stations	2,504	204,709	10,403	8,865	2,350	60,469	3,689	2,871
Lumber, building, hardware group	3,469	855,294	136,273	110,465	463	19,011	5,028	4,041
Lumber yards, building materials dealers	1,300	443,422	57,839	45,755	65	2,760	725	513
Plumbing, paint, electrical stores	369	50,108	9,002	7,198	106	3,868	838	711
Hardware stores	1,112	222,440	46,243	40,489	251	10,321	2,974	2,477
Farm equipment dealers	688	139,324	23,189	17,023	41	2,062	491	340
Drug and proprietary stores	1,848	307,695	37,079	34,625	462	19,913	3,046	2,629
Drug stores	1,663	295,384	35,638	33,309	338	16,492	2,499	2,200
Proprietary stores	185	12,311	1,441	1,316	124	3,421	547	429
Liquor stores	1,494	339,842	28,099	30,500	241	10,858	1,272	1,327
Second-hand stores	178	12,318	2,635	2,530	160	2,803	753	711
Other retail stores	4,442	826,211	93,469	85,656	1,200	31,708	6,111	5,114
Fuel, fuel oil dealers	635	165,832	11,758	9,435	114	4,045	419	265
Ice dealers	133	19,907	658	527	21	396	13	2
Feed, farm, garden supply stores	1,518	366,081	28,591	28,075	147	6,302	646	560
Jewelry stores	639	96,055	28,354	25,702	180	5,467	2,492	2,243
Book, stationery stores	190	40,189	5,966	5,707	38	1,267	326	229
Sporting goods stores, bicycle stores	113	17,142	3,788	3,284	62	1,143	322	262
Florists	193	14,248	414	385	154	3,057	135	99
Cigar stores and stands	190	33,127	1,696	1,457	41	c79	51	47
News dealers, newsstands	132	8,133	499	473	52	1,320	72	59
Gift, novelty, souvenir stores	113	3,566	950	898	122	1,367	461	370
Music stores	176	22,478	4,633	3,920	47	1,294	301	232
Luggage, leather goods stores	17	3,852	671	604	6	(1)	(1)	(1)
Optical goods stores	63	5,565	708	700	17	(1)	(1)	(1)
Camera, photographic supply stores	80	9,514	1,471	1,304	18	519	92	55
Office, store machine and equipment dealers	31	6,760	1,249	1,208	23	(1)	(1)	(1)
All other retail stores	220	13,762	2,063	1,977	158	3,504	547	480

See footnotes at end of table.

Table 10E.—MERCHANDISE INVENTORIES OF LARGE STORES AND MULTIUNITS, AND SMALL-STORE SAMPLE—UNITED STATES AND GEOGRAPHIC DIVISIONS, BY KIND OF BUSINESS: 1948—Continued

EAST SOUTH CENTRAL

STORES, SALES, AND MERCHANDISE INVENTORIES

[See text for explanatory material and description of sample data included]

Kind of business	Large stores and multiunit stores				Sample of small single-unit stores			
	Stores	Sales, entire year	Merchandise inventories, at cost		Stores	Sales, entire year	Merchandise inventories, at cost	
			End of year	Beginning of year			End of year	Beginning of year
	(Number)	(Thousand dollars)	(Thousand dollars)	(Thousand dollars)	(Number)	(Thousand dollars)	(Thousand dollars)	(Thousand dollars)
Total	20,600	4,235,394	468,378	404,335	9,231	226,024	29,049	24,034
Food group	4,074	744,284	34,259	32,915	4,012	80,170	7,257	6,046
Grocery stores, without fresh meat	409	31,167	2,405	2,285	2,274	24,078	2,795	2,273
Grocery stores, with fresh meat	3,255	648,625	30,166	29,017	1,554	52,227	4,364	3,685
Meat markets, fish markets	76	9,737	149	137	37	877	19	18
Fruit stores, vegetable markets	8	461	11	10	33	(1)	(1)	(1)
Candy, nut, confectionery stores	97	3,852	221	184	50	471	18	19
Dairy products stores, milk dealers	147	34,538	492	432	11	584	6	1
Bakery products stores	49	3,326	74	96	34	(1)	(1)	(1)
Egg, poultry dealers	15	2,559	118	107	10	(1)	(1)	(1)
All other food stores	18	10,019	623	647	9	275	16	20
Eating and drinking places	1,388	98,417	2,515	2,573	1,592	26,864	726	634
Eating places	1,092	82,716	1,750	1,724	1,155	19,063	433	353
Drinking places	296	15,701	765	849	437	7,801	293	281
General stores	492	80,475	11,569	10,777	422	11,991	2,158	1,934
General merchandise group	1,849	700,867	96,687	90,784	294	8,598	2,273	1,982
Department stores	135	392,132	47,704	47,184	...	...	...	...
Dry goods, general merchandise stores	1,072	187,115	33,246	29,851	236	7,083	1,943	1,684
Variety stores	642	121,620	15,737	13,749	58	1,515	330	298
Apparel group	1,979	343,928	51,858	45,480	287	9,910	2,806	2,325
Men's, boys' clothing, furnishings stores	325	59,908	12,119	9,851	51	2,305	666	558
Family clothing stores	569	96,922	17,712	15,989	80	3,464	1,138	999
Women's ready-to-wear stores	594	133,218	13,908	12,380	71	2,066	444	345
Millinery stores	59	2,128	56	51	10	(1)	(1)	(1)
Other apparel accessory, specialty stores	28	2,230	215	203	7	(1)	(1)	(1)
Shoe stores	342	43,909	6,823	6,262	35	1,225	321	246
Custom tailors	15	1,069	209	120	14	(1)	(1)	(1)
Furriers, fur shops	10	1,994	283	280	2	(1)	(1)	(1)
All other apparel stores	37	2,550	533	344	17	(1)	(1)	(1)
Furniture, furnishings, appliance group	1,665	240,801	42,828	36,559	304	11,155	2,622	2,017
Furniture stores	919	157,780	30,092	26,750	140	6,023	1,412	1,112
Floor covering, drapery stores	26	4,900	761	577	14	(1)	(1)	(1)
Other home furnishing stores	36	6,576	452	375	33	457	134	118
Household appliance stores	667	69,986	11,159	8,551	99	3,698	859	634
Radio stores	17	1,559	364	306	18	(1)	(1)	(1)
Automotive group	3,151	1,083,066	99,936	76,840	195	9,120	1,730	1,212
Motor vehicle (new and used) dealers	2,291	899,056	81,671	61,936	46	2,838	491	249
Motor vehicle (used) dealers	433	121,107	7,374	6,177	40	2,046	311	204
Tire, battery, accessory dealers	389	56,746	9,994	8,055	98	3,768	823	672
All other automotive dealers	38	(x)	(x)	(x)	11	(x)	(x)	(x)
Gasoline service stations	1,062	81,586	4,696	3,949	969	27,199	1,588	1,268
Lumber, building, hardware group	2,076	424,945	70,790	55,936	280	12,251	3,006	2,326
Lumber yards, building materials dealers	759	197,272	26,612	21,345	51	2,274	520	431
Plumbing, paint, electrical stores	178	22,093	3,691	3,329	56	2,000	376	270
Hardware stores	594	105,722	22,639	19,258	142	6,234	1,686	1,371
Farm equipment dealers	545	99,858	17,848	12,004	31	1,743	424	254
Drug and proprietary stores	703	98,876	12,445	11,292	260	11,729	1,857	1,667
Drug stores	639	95,571	11,973	10,874	204	10,368	1,609	1,442
Proprietary stores	64	3,305	472	418	56	(1)	(1)	(1)
Liquor stores	413	94,634	7,591	7,751	60	2,810	285	272
Second-hand stores	89	6,203	1,217	1,258	74	1,041	273	267
Other retail stores	1,659	237,312	31,987	28,221	482	13,186	2,468	2,084
Fuel, fuel oil dealers	283	42,620	3,241	2,560	68	2,317	160	116
Ice dealers	63	4,720	126	72	15	194	...	...
Feed, farm, garden supply stores	556	103,588	8,737	7,828	84	3,516	405	350
Jewelry stores	282	40,146	12,852	11,459	73	2,159	1,098	929
Book, stationery stores	44	6,756	1,127	1,054	12	430	112	99
Sporting goods stores, bicycle stores	47	6,088	1,435	1,160	23	(1)	(1)	(1)
Florists	62	4,849	153	154	70	1,029	50	38
Cigar stores and stands	50	5,591	253	218	11	199	15	13
News dealers, newsstands	30	1,788	102	110	13	(1)	(1)	(1)
Gift, novelty, souvenir stores	23	707	191	163	29	(1)	(1)	(1)
Music stores	66	9,066	2,083	1,803	15	281	63	59
Luggage, leather goods stores	9	1,539	362	346	2	(1)	(1)	(1)
Optical goods stores	27	1,756	149	139	4	(1)	(1)	(1)
Camera, photographic supply stores	21	2,092	371	358	5	(1)	(1)	(1)
Office, store machine and equipment dealers	12	946	127	115	9	(1)	(1)	(1)
All other retail stores	84	5,060	678	682	49	(1)	(1)	(1)

See footnotes at end of table.

Table 10E.—MERCHANDISE INVENTORIES OF LARGE STORES AND MULTIUNITS, AND SMALL-STORE SAMPLE—UNITED STATES AND GEOGRAPHIC DIVISIONS, BY KIND OF BUSINESS: 1948—Continued

WEST SOUTH CENTRAL

STORES, SALES, AND MERCHANDISE INVENTORIES

[See text for explanatory material and description of sample data included]

Kind of business	Large stores and multiunit stores				Sample of small single-unit stores			
	Stores	Sales, entire year	Merchandise inventories, at cost		Stores	Sales, entire year	Merchandise inventories, at cost	
			End of year	Beginning of year			End of year	Beginning of year
	(Number)	(Thousand dollars)	(Thousand dollars)	(Thousand dollars)	(Number)	(Thousand dollars)	(Thousand dollars)	(Thousand dollars)
Total	35,615	7,625,786	991,958	752,802	13,393	344,211	43,297	35,264
Food group	5,955	1,446,005	65,529	62,747	4,332	102,089	8,265	7,548
Grocery stores, without fresh meat	865	70,110	4,640	4,619	1,721	22,108	2,136	1,891
Grocery stores, with fresh meat	4,517	1,235,958	58,173	55,492	2,224	72,828	5,958	5,019
Meat markets, fish markets	154	16,147	385	330	85	2,452	46	38
Fruit stores, vegetable markets	25	2,560	47	52	43	(1)	(1)	(1)
Candy, nut, confectionery stores	106	4,558	264	270	112	790	31	28
Dairy products stores, milk dealers	176	42,583	808	795	14	476	4	2
Bakery products stores	136	9,070	278	268	92	1,905	49	42
Egg, poultry dealers	44	9,110	185	174	24	768	14	8
All other food stores	28	9,919	748	748	17	281	10	9
Eating and drinking places	2,782	193,326	4,879	5,097	2,910	51,413	1,352	1,222
Eating places	1,868	162,023	3,980	3,030	1,811	35,233	588	491
Drinking places	914	31,303	1,899	2,067	1,099	16,180	764	741
General stores	430	74,181	11,347	11,550	293	10,353	1,865	1,656
General merchandise group	2,753	1,565,309	171,437	166,654	367	12,131	3,510	3,024
Department stores	261	739,412	96,365	93,031	...	...	...	...
Dry goods, general merchandise stores	1,493	338,653	55,109	50,551	242	8,962	2,734	2,337
Variety stores	1,021	182,744	24,963	23,072	125	3,179	776	687
Apparel group	2,773	543,943	81,522	77,109	439	14,711	4,151	3,230
Men's, boys' clothing, furnishings stores	479	96,539	14,462	15,876	80	3,145	950	712
Family clothing stores	670	157,389	29,504	27,523	87	3,870	1,249	1,034
Women's ready-to-wear stores	673	200,913	22,737	20,218	125	4,076	965	764
Millinery stores	68	3,415	148	136	15	(1)	(1)	(1)
Other apparel accessory, specialty stores	68	6,867	794	756	8	156	32	23
Shoe stores	517	74,948	12,074	10,982	90	1,652	496	400
Custom tailors	29	3,538	549	398	21	(1)	(1)	(1)
Furriers, fur shops	14	1,901	413	423	1	(1)	(1)	(1)
All other apparel stores	56	4,433	841	797	42	(1)	(1)	(1)
Furniture, furnishings, appliance group	2,246	417,311	76,914	62,288	470	16,274	3,851	2,826
Furniture stores	1,330	245,703	50,739	42,653	190	7,664	1,900	1,477
Floor covering, drapery stores	73	12,872	2,134	1,439	26	772	145	101
Other home furnishing stores	134	18,358	2,715	2,279	55	1,032	281	214
Household appliance stores	1,045	131,525	20,908	15,629	172	6,265	1,383	950
Radio stores	23	1,859	318	288	27	(1)	(1)	(1)
Automotive group	5,480	1,356,100	186,017	131,913	476	13,007	3,393	2,647
Motor vehicle (new and used) dealers	3,666	1,486,758	145,205	97,688	97	6,029	1,052	755
Motor vehicle (used) dealers	881	227,453	15,514	12,871	124	5,218	523	355
Tire, battery, accessory dealers	851	125,772	22,900	19,291	226	7,130	1,690	1,464
All other automotive dealers	82	(x)	(x)	(x)	29	(x)	(x)	(x)
Gasoline service stations	1,672	143,166	8,736	7,453	1,815	47,485	2,917	2,212
Lumber, building, hardware group	4,344	998,528	175,018	141,252	507	21,457	5,365	4,067
Lumber yards, building materials dealers	2,753	613,405	99,708	82,317	116	5,512	1,085	749
Plumbing, paint, electrical stores	332	47,118	7,311	6,493	116	3,955	775	637
Hardware stores	638	94,121	23,057	19,966	198	7,858	2,486	2,095
Farm equipment dealers	1,621	243,884	44,942	32,476	77	4,332	1,019	586
Drug and proprietary stores	1,379	202,180	26,431	24,657	453	16,887	3,204	2,723
Drug stores	1,234	191,283	25,141	23,500	336	14,180	2,713	2,348
Proprietary stores	145	9,897	1,290	1,157	117	2,707	491	375
Liquor stores	1,112	89,265	13,244	13,541	261	7,791	1,083	965
Second-hand stores	177	13,173	1,766	1,636	202	2,284	593	560
Other retail stores	2,643	429,799	59,165	53,905	878	22,120	3,848	3,084
Fuel, fuel oil dealers	391	48,030	3,928	3,447	33	1,370	116	68
Ice dealers	54	2,783	41	30	31	(1)	(1)	(1)
Feed, farm, garden supply stores	839	172,807	11,710	10,776	172	6,840	539	480
Jewelry stores	387	81,411	23,948	22,356	128	5,988	1,270	1,073
Book, stationery stores	119	26,375	4,188	3,774	35	886	208	122
Sporting goods stores, bicycle stores	81	13,500	3,960	3,405	48	1,211	295	252
Florists	139	8,243	359	341	124	2,303	161	119
Cigar stores and stands	136	14,669	731	631	23	414	24	14
News dealers, newsstands	34	4,122	250	252	39	(1)	(1)	(1)
Gift, novelty, souvenir stores	63	2,643	749	710	54	(1)	(1)	(1)
Music stores	130	21,777	4,309	3,601	36	837	218	141
Luggage, leather goods stores	28	4,531	954	941	5	181	43	48
Optical goods stores	47	3,384	198	166	8	(1)	(1)	(1)
Camera, photographic supply stores	47	8,306	1,204	1,126	9	307	49	41
Office, store machine and equipment dealers	30	4,843	849	695	23	(1)	(1)	(1)
All other retail stores	174	12,555	1,217	1,654	110	2,394	505	375

See footnotes at end of table.

Table 10E.—MERCHANDISE INVENTORIES OF LARGE STORES AND MULTIUNITS, AND SMALL-STORE SAMPLE—UNITED STATES AND GEOGRAPHIC DIVISIONS, BY KIND OF BUSINESS: 1948—Continued

MOUNTAIN

STORES, SALES, AND MERCHANDISE INVENTORIES

[See text for explanatory material and description of sample data included]

Kind of business	Large stores and multiunit stores				Sample of small single-unit stores			
	Stores	Sales, entire year	Merchandise inventories, at cost		Stores	Sales, entire year	Merchandise inventories, at cost	
			End of year	Beginning of year			End of year	Beginning of year
	(Number)	(Thousand dollars)	(Thousand dollars)	(Thousand dollars)	(Number)	(Thousand dollars)	(Thousand dollars)	(Thousand dollars)
Total	15,509	3,356,396	407,314	353,810	4,434	137,545	17,412	14,195
Food group	2,872	665,699	31,148	31,121	986	29,698	2,453	2,144
Grocery stores, without fresh meat	185	23,960	1,880	1,839	294	5,678	532	455
Grocery stores, with fresh meat	2,338	592,544	28,127	28,092	522	19,746	1,772	1,578
Meat markets, fish markets	105	15,401	380	452	22	822	22	17
Fruit stores, vegetable markets	13	857	17	6	14	(1)	(1)	(1)
Candy, nut, confectionery stores	63	2,554	112	116	48	(1)	(1)	(1)
Dairy products stores, milk dealers	96	22,465	359	353	25	777	16	14
Bakery products stores	53	3,473	88	95	47	(1)	(1)	(1)
Egg, poultry dealers	8	1,493	36	32	4	(1)	(1)	(1)
All other food stores	11	2,952	149	136	10	(1)	(1)	(1)
Eating and drinking places	1,347	118,910	4,424	4,705	1,145	28,556	1,140	1,073
Eating places	817	82,916	2,040	2,159	623	14,675	222	208
Drinking places	530	35,994	2,384	2,546	522	13,881	918	865
General stores	250	60,264	9,094	8,647	58	2,451	410	356
General merchandise group	950	499,263	75,909	71,819	98	3,252	874	724
Department stores	109	277,238	42,888	41,836	...	...	...	...
Dry goods, general merchandise stores	524	155,369	23,547	21,462	57	1,963	576	492
Variety stores	317	66,656	9,474	8,521	41	1,289	298	232
Apparel group	1,043	176,179	32,141	28,315	197	6,838	1,930	1,554
Men's, boys' clothing, furnishings stores	231	37,637	8,965	7,465	40	1,573	477	404
Family clothing stores	195	41,701	9,294	8,193	24	1,232	361	340
Women's ready-to-wear stores	340	63,980	7,716	7,064	62	2,385	525	419
Millinery stores	39	1,145	80	74	6	(1)	(1)	(1)
Other apparel accessory, specialty stores	14	(x)	(x)	(x)	5	(x)	(x)	(x)
Shoe stores	178	23,502	4,632	4,182	24	997	401	293
Custom tailors	9	1,533	169	168	11	(1)	(1)	(1)
Furriers, fur shops	14	4,190	850	790	3	(1)	(1)	(1)
All other apparel stores	23	(x)	(x)	(x)	22	(x)	(x)	(x)
Furniture, furnishings, appliance group	1,076	176,426	34,418	28,529	165	6,666	1,504	1,184
Furniture stores	474	102,164	21,374	17,997	50	2,425	619	500
Floor covering, drapery stores	37	5,898	1,322	968	14	(1)	(1)	(1)
Other home furnishing stores	34	4,144	482	385	13	(1)	(1)	(1)
Household appliance stores	512	60,192	10,696	8,698	70	2,866	621	478
Radio stores	19	3,028	544	481	18	(1)	(1)	(1)
Automotive group	2,364	741,992	79,768	61,064	153	6,563	1,267	766
Motor vehicle (new and used) dealers	1,811	634,371	65,971	48,826	42	2,409	348	195
Motor vehicle (used) dealers	266	61,561	5,507	4,559	43	1,946	326	105
Tire, battery, accessory dealers	234	35,704	6,619	6,436	54	1,758	441	409
All other automotive dealers	53	(x)	(x)	(x)	14	(x)	(x)	(x)
Gasoline service stations	1,045	100,802	5,813	5,156	731	22,883	1,404	1,169
Lumber, building, hardware group	2,169	470,994	88,521	71,231	200	8,849	2,072	1,410
Lumber yards, building materials dealers	980	237,154	41,831	33,251	34	1,651	406	230
Plumbing, paint, electrical stores	189	31,366	5,017	4,620	55	2,236	280	233
Hardware stores	348	62,586	14,701	12,430	78	3,019	909	687
Farm equipment dealers	652	134,888	26,972	20,930	33	1,943	477	260
Drug and proprietary stores	640	103,209	14,637	13,627	128	5,928	1,167	1,015
Drug stores	620	101,802	14,451	13,455	104	5,334	1,047	908
Proprietary stores	20	1,407	186	172	24	(1)	(1)	(1)
Liquor stores	483	53,859	4,614	4,722	80	2,887	432	420
Second-hand stores	65	3,062	544	431	70	(1)	(1)	(1)
Other retail stores	1,205	185,737	26,283	24,443	423	11,763	2,570	2,206
Fuel, fuel oil dealers	190	34,211	2,652	2,594	35	1,067	108	94
Ice dealers	8	1,154	19	19	3	(1)	(1)	(1)
Feed, farm, garden supply stores	294	72,626	6,886	6,446	33	1,604	125	98
Jewelry stores	182	21,591	6,767	6,256	74	2,208	1,098	970
Book, stationery stores	58	11,372	2,061	1,978	16	656	156	106
Sporting goods stores, bicycle stores	64	9,524	2,265	2,062	35	1,035	301	256
Florists	51	3,504	142	149	38	(1)	(1)	(1)
Cigar stores and stands	64	5,199	362	376	17	(1)	(1)	(1)
News dealers, newsstands	22	1,780	186	191	14	(1)	(1)	(1)
Gift, novelty, souvenir stores	76	3,163	880	820	57	(1)	(1)	(1)
Music stores	57	10,160	2,387	2,107	13	553	133	115
Luggage, leather goods stores	3	310	56	39	6	(1)	(1)	(1)
Optical goods stores	22	1,963	204	224	2	(1)	(1)	(1)
Camera, photographic supply stores	31	3,223	533	488	8	(1)	(1)	(1)
Office, store machine and equipment dealers	12	1,548	250	161	11	(1)	(1)	(1)
All other retail stores	71	4,409	633	533	61	(1)	(1)	(1)

See footnotes at end of table.

Table 10E.—MERCHANDISE INVENTORIES OF LARGE STORES AND MULTIUNITS, AND SMALL-STORE SAMPLE—UNITED STATES AND GEOGRAPHIC DIVISIONS, BY KIND OF BUSINESS: 1948—Continued

PACIFIC

STORES, SALES, AND MERCHANDISE INVENTORIES

[See text for explanatory material and description of sample data included]

Kind of business	Large stores and multiunit stores				Sample of small single-unit stores			
	Stores	Sales, entire year	Merchandise inventories, at cost		Stores	Sales, entire year	Merchandise inventories, at cost	
			End of year	Beginning of year			End of year	Beginning of year
	(Number)	(Thousand dollars)	(Thousand dollars)	(Thousand dollars)	(Number)	(Thousand dollars)	(Thousand dollars)	(Thousand dollars)
Total	46,212	11,334,741	1,284,097	1,157,526	11,813	369,268	47,556	40,107
Food group	10,983	2,709,793	126,321	123,795	2,302	84,841	6,432	5,551
Grocery stores, without fresh meat	1,458	240,038	18,971	18,060	747	24,254	2,501	2,150
Grocery stores, with fresh meat	7,130	2,126,295	100,789	99,007	903	40,595	3,313	2,873
Meat markets, fish markets	876	130,954	2,245	2,401	174	7,567	73	66
Fruit stores, vegetable markets	202	23,130	275	248	82	1,975	56	38
Candy, nut, confectionery stores	367	26,045	1,200	1,163	88	1,409	87	91
Dairy products stores, milk dealers	244	96,965	898	860	31	1,641	19	13
Bakery products stores	413	23,019	356	405	167	4,829	161	143
Egg, poultry dealers	129	17,190	183	276	33	1,231	29	17
All other food stores	164	26,157	1,404	1,375	77	1,940	193	160
Eating and drinking places	4,985	553,374	18,966	22,003	3,044	79,444	2,957	2,928
Eating places	3,479	445,534	11,020	12,296	1,952	47,350	811	767
Drinking places	1,506	107,840	7,946	9,707	1,092	32,094	2,146	2,161
General stores	168	32,449	5,643	5,163	33	1,792	281	260
General merchandise group	2,248	1,735,270	249,850	239,495	285	7,321	2,276	1,928
Department stores	268	1,288,749	176,935	172,211	...	...	...	...
Dry goods, general merchandise stores	944	255,839	42,278	40,101	117	3,203	1,143	997
Variety stores	1,036	190,682	30,637	27,183	168	4,047	1,133	931
Apparel group	4,324	741,844	136,380	123,259	763	23,734	7,019	5,913
Men's, boys' clothing, furnishings stores	384	163,301	40,418	35,863	151	5,800	2,031	1,552
Family clothing stores	329	114,113	25,668	21,792	44	2,061	695	717
Women's ready-to-wear stores	1,372	283,531	36,488	33,557	235	7,963	1,835	1,534
Millinery stores	143	4,942	243	231	32	310	33	26
Other apparel accessory, specialty stores	200	(x)	(x)	(x)	32	(x)	(x)	(x)
Shoe stores	1,071	125,880	23,639	22,522	88	3,055	1,182	965
Custom tailors	76	8,948	1,459	1,346	68	1,040	183	164
Furriers, fur shops	79	11,016	2,811	3,014	17	(1)	(1)	(1)
All other apparel stores	170	10,471	2,809	2,390	96	2,124	707	607
Furniture, furnishings, appliance group	3,359	683,812	135,190	116,520	673	21,250	5,221	4,107
Furniture stores	1,491	385,632	85,307	74,941	179	6,869	1,920	1,540
Floor covering, drapery stores	260	43,576	7,721	6,168	90	2,869	622	432
Other home furnishing stores	199	51,077	8,100	7,062	124	2,241	584	504
Household appliance stores	1,232	182,175	29,989	24,996	176	7,049	1,599	1,239
Radio stores	177	21,352	4,073	3,353	104	2,222	496	392
Automotive group	5,216	2,236,257	235,851	186,867	326	13,866	2,295	1,763
Motor vehicle (new and used) dealers	3,068	1,784,338	183,704	137,974	37	2,423	315	197
Motor vehicle (used) dealers	1,125	288,774	24,071	23,662	113	5,406	739	491
Tire, battery, accessory dealers	763	116,696	20,632	18,987	126	4,413	970	809
All other automotive dealers	260	(x)	(x)	(x)	50	(x)	(x)	(x)
Gasoline service stations	3,040	283,135	11,241	9,503	1,721	55,023	2,823	2,155
Lumber, building, hardware group	3,990	1,056,750	180,912	154,322	475	18,743	4,559	3,460
Lumber yards, building materials dealers	1,933	599,748	83,872	75,807	85	3,865	676	418
Plumbing, paint, electrical stores	611	86,916	12,906	11,450	167	5,529	1,016	778
Hardware stores	848	165,326	39,335	34,445	198	8,037	2,622	2,068
Farm equipment dealers	598	204,760	44,799	32,620	25	1,314	245	196
Drug and proprietary stores	1,977	338,663	53,365	50,625	276	13,023	2,735	2,415
Drug stores	1,885	331,421	52,400	49,610	237	12,191	2,572	2,298
Proprietary stores	92	7,242	965	1,015	39	(1)	(1)	(1)
Liquor stores	1,417	185,399	21,239	20,383	302	14,120	2,354	2,170
Second-hand stores	308	22,180	3,154	2,746	217	3,251	733	662
Other retail stores	4,197	755,815	105,985	102,845	1,396	32,860	7,871	6,795
Fuel, fuel oil dealers	440	98,431	5,211	5,082	50	1,893	115	119
Ice dealers	39	4,213	32	30	13	(1)	(1)	(1)
Feed, farm, garden supply stores	996	317,805	28,184	29,810	86	3,378	281	234
Jewelry stores	635	101,688	32,345	30,860	192	5,208	2,615	2,314
Book, stationery stores	272	61,075	9,911	9,320	78	2,028	538	548
Sporting goods stores, bicycle stores	208	19,222	5,153	4,746	129	3,101	950	783
Florists	195	12,137	585	552	152	2,977	107	81
Cigar stores and stands	281	30,412	2,585	2,679	88	1,591	231	212
News dealers, newsstands	82	8,496	625	593	34	740	87	84
Gift, novelty, souvenir stores	158	5,362	1,516	1,381	164	2,508	917	783
Music stores	182	34,206	7,561	6,686	62	1,571	447	347
Luggage, leather goods stores	41	3,188	873	670	13	(1)	(1)	(1)
Optical goods stores	91	5,465	474	459	8	197	19	17
Camera, photographic supply stores	156	18,877	4,408	4,014	43	1,483	374	299
Office, store machine and equipment dealers	50	6,952	1,694	1,257	23	(1)	(1)	(1)
All other retail stores	371	28,286	4,828	4,706	261	4,568	824	662

x Withheld to avoid disclosure.
1 Not shown separately because of insufficient data.

Table 10F.—MERCHANDISE INVENTORIES OF LARGE STORES AND MULTIUNITS—STATE, BY KIND OF BUSINESS: 1948

STORES, SALES, AND MERCHANDISE INVENTORIES

[See text for explanatory material]

Kind of business	Alabama						Arizona					
	Large stores and multiunits				Small single-unit stores		Large stores and multiunits				Small single-unit stores	
	Stores (Number)	Sales, entire year (Thousand dollars)	Merchandise inventories, at cost: End of year (Thousand dollars)	Merchandise inventories, at cost: Beginning of year (Thousand dollars)	Stores (Number)	Sales, entire year (Thousand dollars)	Stores (Number)	Sales, entire year (Thousand dollars)	Merchandise inventories, at cost: End of year (Thousand dollars)	Merchandise inventories, at cost: Beginning of year (Thousand dollars)	Stores (Number)	Sales, entire year (Thousand dollars)
State, total	5,264	1,076,186	115,010	98,850	23,492	562,673	1,938	480,371	51,758	45,987	6,105	171,186
Food group	1,027	189,763	8,460	7,904	10,837	227,683	420	101,360	4,042	4,038	1,417	42,283
Grocery stores, without fresh meat	146	8,810	651	628	6,054	81,623	24	3,615	282	282	386	7,097
Grocery stores, with fresh meat	790	167,165	7,429	6,921	4,265	137,655	364	93,029	3,699	3,668	842	30,922
Meat markets, fish markets	12	1,677	13	11	122	2,041	6	769	25	23	26	1,096
Fruit stores, vegetable markets	1	(x)	(x)	(x)	84	(x)	3	(x)	(x)	(x)	28	(x)
Candy, nut, confectionery stores	33	1,354	56	56	152	817	12	459	15	15	35	545
Dairy products stores, milk dealers	26	7,385	117	99	38	1,033	3	(x)	(x)	(x)	8	(x)
Bakery products stores	12	800	25	28	81	2,364	6	(x)	(x)	(x)	67	(x)
Egg, poultry dealers	3	(x)	(x)	(x)	21	(x)	...	...	...	...	3	116
All other food stores	4	(x)	(x)	(x)	20	(x)	2	(x)	(x)	(x)	22	(x)
Eating and drinking places	370	26,610	539	502	3,621	56,905	179	18,619	559	699	1,621	38,869
Eating places	316	23,618	446	416	2,961	45,303	113	13,126	302	377	1,120	21,648
Drinking places	54	2,992	93	86	660	11,602	66	5,493	257	322	501	17,221
General stores	201	35,291	4,665	4,458	866	25,986	53	16,092	2,067	1,970	31	1,343
General merchandise group	452	158,430	22,612	20,523	852	28,464	114	70,991	9,426	8,953	238	6,472
Department stores	28	77,895	9,396	8,965	...	...	8	33,650	4,374	4,385	...	...
Dry goods, general merchandise stores	260	43,748	8,774	7,587	730	25,199	53	25,350	3,287	3,060	119	4,104
Variety stores	164	36,787	4,442	3,971	122	3,265	53	11,991	1,765	1,508	119	2,368
Apparel group	499	91,078	12,900	11,507	689	23,439	153	26,895	4,455	4,087	239	7,233
Men's, boys' clothing, furnishings stores	86	13,867	2,778	2,283	114	4,426	17	2,290	493	425	48	1,794
Family clothing stores	153	29,913	4,883	4,559	220	8,852	34	8,846	1,806	1,742	44	1,429
Women's ready-to-wear stores	141	33,557	3,376	2,902	198	5,746	45	10,026	1,284	1,297	76	2,275
Millinery stores	17	490	22	18	19	320	6	(x)	(x)	(x)	2	(x)
Other apparel accessory, specialty stores	4	(x)	(x)	(x)	10	(x)	3	(x)	(x)	(x)	3	(x)
Shoe stores	87	11,973	1,660	1,615	70	2,754	38	4,750	736	491	22	813
Custom tailors	2	(x)	(x)	(x)	25	(x)	1	(x)	(x)	(x)	12	(x)
Furriers, fur shops	2	(x)	(x)	(x)	1	(x)	...	...	...	...	1	(x)
All other apparel stores	7	(x)	(x)	(x)	32	(x)	9	558	104	101	31	543
Furniture, furnishings, appliance group	517	65,987	10,725	9,382	724	25,642	124	30,534	5,283	4,563	234	7,440
Furniture stores	272	43,998	7,530	6,877	381	14,827	68	19,630	3,789	3,220	74	3,027
Floor covering, drapery stores	4	(x)	(x)	(x)	23	(x)	7	990	189	178	22	754
Other home furnishing stores	11	1,775	162	129	68	1,455	3	(x)	(x)	(x)	29	(x)
Household appliance stores	224	18,940	2,815	2,230	196	7,422	42	8,423	1,160	1,047	68	2,314
Radio stores	6	(x)	(x)	(x)	56	(x)	4	(x)	(x)	(x)	41	(x)
Automotive group	786	274,990	24,537	18,147	456	18,626	267	93,041	9,544	7,231	200	7,281
Motor vehicle (new and used) dealers	526	220,560	19,631	14,113	69	3,822	178	72,085	7,094	5,154	20	1,017
Motor vehicle (used) dealers	140	37,301	2,218	1,814	98	4,960	39	11,813	1,026	741	64	2,437
Tire, battery, accessory dealers	113	16,151	2,551	2,105	257	8,747	37	7,206	1,044	1,082	81	2,644
All other automotive dealers	7	978	137	115	32	1,097	13	1,937	380	254	35	1,183
Gasoline service stations	275	18,867	848	848	2,622	67,413	125	12,326	444	393	1,001	28,345
Lumber, building, hardware group	445	88,309	14,940	11,838	674	29,006	204	64,530	9,919	8,459	187	6,808
Lumber yards, building materials dealers	146	36,017	4,868	3,814	123	6,023	108	41,779	5,381	4,922	42	1,910
Plumbing, paint, electrical stores	24	3,750	584	530	123	4,120	32	5,244	820	843	71	2,481
Hardware stores	165	28,682	5,757	4,863	367	15,731	36	7,426	1,491	1,209	64	2,122
Farm equipment dealers	110	19,860	3,731	2,631	61	3,132	28	10,081	2,227	1,485	10	295
Drug and proprietary stores	179	23,755	3,172	2,892	688	26,798	117	(x)	(x)	(x)	136	(x)
Drug stores	160	22,977	3,096	2,818	509	22,418	113	18,999	2,535	2,412	115	6,010
Proprietary stores	19	778	76	74	179	4,380	4	(x)	(x)	(x)	21	(x)
Liquor stores	61	(x)	(x)	(x)	16	(x)	29	2,491	226	265	80	4,007
Second-hand stores	14	(x)	(x)	(x)	176	(x)	6	(x)	(x)	(x)	136	(x)
Other retail stores	438	(x)	(x)	(x)	1,271	(x)	147	29,664	3,167	2,843	585	12,869
Fuel, fuel oil dealers	59	8,977	824	764	194	4,329	22	7,694	517	430	20	541
Ice dealers	25	982	21	15	45	674	1	(x)	(x)	(x)	9	(x)
Feed, farm, garden supply stores	141	23,965	1,930	1,798	186	7,410	26	10,247	611	559	51	1,893
Jewelry stores	78	12,791	3,602	2,940	217	4,802	24	3,595	820	745	88	2,081
Book, stationery stores	19	2,488	440	419	23	843	3	(x)	(x)	(x)	22	(x)
Sporting goods stores, bicycle stores	18	2,248	550	459	56	1,355	11	826	161	130	40	863
Florists	20	1,408	18	19	204	3,344	11	845	44	46	38	807
Cigar stores and stands	13	1,032	37	28	26	546	2	(x)	(x)	(x)	18	(x)
News dealers, newsstands	10	(x)	(x)	(x)	37	(x)	6	424	75	74	26	518
Gift, novelty, souvenir stores	2	(x)	(x)	(x)	57	(x)	16	1,072	305	285	127	1,702
Music stores	18	2,471	724	682	38	689	8	1,353	256	225	17	383
Luggage, leather goods stores	2	(x)	(x)	(x)	2	(x)	...	...	...	...	13	457
Optical goods stores	7	(x)	(x)	(x)	14	(x)	3	(x)	(x)	(x)	4	(x)
Camera, photographic supply stores	2	(x)	(x)	(x)	22	(x)	6	700	95	96	15	420
Office, store machine and equipment dealers	2	(x)	(x)	(x)	19	(x)	1	(x)	(x)	(x)	16	(x)
All other retail stores	22	(x)	(x)	(x)	131	(x)	7	556	43	47	81	1,505

See footnotes at end of table.

Table 10F.—MERCHANDISE INVENTORIES OF LARGE STORES AND MULTIUNITS—STATE, BY KIND OF BUSINESS: 1948—Con.

STORES, SALES, AND MERCHANDISE INVENTORIES

[See text for explanatory material]

Kind of business	Arkansas: Large stores and multiunits: Stores (Number)	Arkansas: Large stores and multiunits: Sales, entire year (Thousand dollars)	Arkansas: Large stores and multiunits: Merchandise inventories, at cost: End of year (Thousand dollars)	Arkansas: Large stores and multiunits: Merchandise inventories, at cost: Beginning of year (Thousand dollars)	Arkansas: Small single-unit stores: Stores (Number)	Arkansas: Small single-unit stores: Sales, entire year (Thousand dollars)	California: Large stores and multiunits: Stores (Number)	California: Large stores and multiunits: Sales, entire year (Thousand dollars)	California: Large stores and multiunits: Merchandise inventories, at cost: End of year (Thousand dollars)	California: Large stores and multiunits: Merchandise inventories, at cost: Beginning of year (Thousand dollars)	California: Small single-unit stores: Stores (Number)	California: Small single-unit stores: Sales, entire year (Thousand dollars)
State, total	[illegible]	[illegible]	[illegible]	69,307	18,796	415,327	34,708	8,477,734	958,645	[illegible]	86,403	2,542,070
Food group	550	[illegible]	5,118	4,739	[illegible]	129,812	8,242	2,085,227	99,240	96,930	15,656	551,889
Grocery stores, without fresh meat	62	6,578	274	488	3,502	35,985	1,089	188,561	15,488	14,581	4,663	151,744
Grocery stores, with fresh meat	456	86,073	4,533	4,155	3,235	88,325	5,270	1,675,515	78,369	76,810	6,068	260,847
Meat markets, fish markets	2	(x)	(x)	(x)	71	(x)	678	99,844	1,721	1,894	1,218	48,416
Fruit stores, vegetable markets	...	...	...	...	39	455	176	20,967	247	217	651	15,873
Candy, nut, confectionery stores	8	(1)	(1)	(1)	110	(1)	295	22,587	1,050	982	645	8,571
Dairy products stores, milk dealers	5	408	...	...	21	1,151	151	68,798	554	528	188	6,257
Bakery products stores	13	909	27	23	66	1,518	319	18,229	313	357	1,265	33,481
Egg, poultry dealers	4	(x)	(x)	(x)	15	(x)	114	15,579	163	262	303	9,909
All other food stores	[illegible]	(x)	(x)	(x)	11	(x)	150	25,147	1,335	1,299	655	16,791
Eating and drinking places	142	8,000	197	188	3,222	40,520	3,968	462,603	16,943	19,960	22,399	539,992
Eating places	102	6,605	131	125	2,485	32,042	2,762	370,555	9,657	10,872	14,544	311,958
Drinking places	40	1,395	66	63	737	8,478	1,206	92,048	7,286	9,088	7,855	228,034
General stores	119	16,035	2,725	2,517	1,109	27,937	77	13,629	2,367	2,153	136	5,185
General merchandise group	334	96,634	14,596	13,350	675	21,968	1,635	1,240,752	177,347	168,829	2,073	53,090
Department stores	21	40,838	5,354	4,731	...	...	179	919,221	123,807	119,946	...	...
Dry goods, general merchandise stores	225	41,854	7,778	7,271	481	17,162	656	173,990	29,460	28,135	894	24,172
Variety stores	88	13,942	1,464	1,348	194	4,806	800	147,541	23,580	20,748	1,179	28,918
Apparel group	280	40,332	7,382	6,712	582	20,309	3,449	597,219	103,595	98,801	6,123	172,610
Men's, boys' clothing, furnishings stores	37	6,185	1,415	1,262	80	3,173	645	120,231	29,447	26,236	1,184	44,097
Family clothing stores	111	15,339	3,385	3,044	182	7,174	262	102,733	22,818	19,171	332	11,503
Women's ready-to-wear stores	79	13,842	1,652	1,517	146	5,334	1,094	225,349	29,373	27,010	1,903	54,832
Millinery stores	4	(x)	(x)	(x)	11	(x)	100	[illegible]	189	183	274	3,759
Other apparel accessory, specialty stores	2	(x)	(x)	(x)	9	(x)	171	16,540	2,471	2,161	285	6,260
Shoe stores	42	4,470	831	795	111	3,689	893	102,485	19,184	18,227	686	22,068
Custom tailors	1	(x)	(x)	(x)	12	(x)	68	8,076	1,349	1,245	545	9,030
Furriers, fur shops	2	(x)	(x)	(x)	1	(x)	60	8,460	2,121	2,302	128	3,915
All other apparel stores	2	(x)	(x)	(x)	32	(x)	156	9,073	2,643	2,266	786	17,146
Furniture, furnishings, appliance group	256	31,709	6,618	5,493	609	20,259	2,615	543,770	107,313	93,081	5,456	161,213
Furniture stores	165	21,516	4,689	3,958	281	9,959	1,141	302,554	66,263	58,657	1,410	51,234
Floor covering, drapery stores	5	418	28	18	19	641	218	35,899	6,205	4,976	781	23,261
Other home furnishing stores	2	(x)	(x)	(x)	41	(x)	169	44,392	7,678	6,670	1,075	18,058
Household appliance stores	80	9,149	1,846	1,437	235	8,571	925	141,422	23,527	19,792	1,285	48,233
Radio stores	4	(x)	(x)	(x)	33	(x)	162	19,503	3,640	2,986	905	20,427
Automotive group	631	193,636	20,792	12,860	546	21,233	3,729	1,635,879	172,607	140,857	2,326	87,116
Motor vehicle (new and used) dealers	450	161,562	16,463	9,490	100	5,158	2,053	1,268,425	131,724	101,254	194	10,637
Motor vehicle (used) dealers	82	(x)	(x)	(x)	144	(x)	901	244,458	20,173	20,594	798	33,597
Tire, battery, accessory dealers	97	11,084	3,035	2,418	280	9,928	573	89,425	15,892	14,501	970	30,495
All other automotive dealers	2	(x)	(x)	(x)	22	(x)	202	33,571	4,818	4,508	364	12,387
Gasoline service stations	134	12,004	1,084	928	2,267	47,353	4,404	222,566	8,007	6,900	11,893	370,855
Lumber, building, hardware group	505	101,834	18,655	14,947	576	23,540	2,743	787,908	132,797	115,559	3,212	114,537
Lumber yards, building materials dealers	213	42,899	6,914	5,754	125	[illegible]	1,319	474,329	65,045	60,518	537	21,728
Plumbing, paint, electrical stores	36	4,925	747	714	127	3,493	489	65,909	9,829	8,798	1,269	39,771
Hardware stores	84	11,772	3,001	2,645	237	10,367	587	116,083	27,431	23,927	1,267	47,072
Farm equipment dealers	172	42,238	[illegible]	5,834	87	4,801	348	131,587	30,492	22,316	139	5,966
Drug and proprietary stores	100	(x)	(x)	(x)	560	(x)	1,568	276,335	43,387	41,403	1,786	88,283
Drug stores	94	11,718	1,720	1,596	438	17,390	1,495	270,411	42,617	40,600	1,554	80,157
Proprietary stores	6	(x)	(x)	(x)	122	(x)	73	5,924	770	803	232	8,126
Liquor stores	109	(x)	(x)	(x)	390	(x)	1,057	96,347	13,418	13,301	2,965	134,484
Second-hand stores	16	763	89	86	260	2,691	242	18,141	2,571	2,192	1,582	21,781
Other retail stores	271	49,470	5,559	4,654	930	21,754	2,979	497,358	73,053	70,738	10,796	241,035
Fuel, fuel oil dealers	43	5,913	598	479	61	2,091	162	29,358	2,401	2,163	163	6,069
Ice dealers	4	(x)	(x)	(x)	28	(x)	35	3,747	28	26	115	1,876
Feed, farm, garden supply stores	110	29,901	1,843	1,556	207	6,992	620	209,908	16,219	17,569	606	23,411
Jewelry stores	39	5,541	1,464	1,609	137	3,372	495	73,635	23,486	22,514	1,454	38,603
Book, stationery stores	6	998	173	150	38	1,119	206	41,138	6,536	5,985	640	16,072
Sporting goods stores, bicycle stores	5	533	132	85	44	874	156	12,504	3,501	3,113	909	21,751
Florists	[illegible]	(1)	(1)	(1)	104	(1)	146	8,439	378	363	1,181	22,367
Cigar stores and stands	5	507	32	27	16	268	224	26,814	2,322	2,455	725	13,452
News dealers, newsstands	3	(x)	(x)	(x)	40	(x)	73	7,388	530	491	295	6,669
Gift, novelty, souvenir stores	7	(1)	(1)	(1)	96	(1)	135	4,694	1,323	1,210	1,327	16,028
Music stores	[illegible]	1,288	310	275	29	988	137	27,399	6,036	5,477	480	11,272
Luggage, leather goods stores	1	(x)	(x)	(x)	3	(x)	36	2,722	758	548	100	2,967
Optical goods stores	1	(x)	(x)	(x)	7	(x)	80	4,324	382	381	64	1,503
Camera, photographic supply stores	[illegible]	[illegible]	63	65	4	125	130	16,321	3,676	3,438	381	12,250
Office, store machine and equipment dealers	[illegible]	(x)	(x)	(x)	19	(x)	43	5,888	1,377	1,008	161	5,641
All other retail stores	11	773	158	145	97	1,532	301	23,379	4,100	3,997	2,195	41,104

See footnotes at end of table.

Table 10F.—MERCHANDISE INVENTORIES OF LARGE STORES AND MULTIUNITS—STATE, BY KIND OF BUSINESS: 1948—Con.

STORES, SALES, AND MERCHANDISE INVENTORIES

[See text for explanatory material]

Kind of business	Colorado						Connecticut					
	Large stores and multiunits				Small single-unit stores		Large stores and multiunits				Small single-unit stores	
	Stores (Number)	Sales, entire year (Thousand dollars)	Merchandise inventories, at cost: End of year (Thousand dollars)	Merchandise inventories, at cost: Beginning of year (Thousand dollars)	Stores (Number)	Sales, entire year (Thousand dollars)	Stores (Number)	Sales, entire year (Thousand dollars)	Merchandise inventories, at cost: End of year (Thousand dollars)	Merchandise inventories, at cost: Beginning of year (Thousand dollars)	Stores (Number)	Sales, entire year (Thousand dollars)
State, total	3,635	905,546	108,524	98,585	11,791	351,549	5,708	1,346,733	136,718	123,144	20,779	[illegible],302
Food group	702	182,552	7,326	7,807	2,578	78,168	1,460	352,801	13,479	13,288	5,348	174,137
Grocery stores, without fresh meat	19	2,685	238	253	476	8,482	271	28,939	1,807	2,010	1,581	36,005
Grocery stores, with fresh meat	556	162,915	6,763	7,249	1,519	55,278	797	250,970	10,270	9,914	2,137	89,658
Meat markets, fish markets	32	4,736	78	64	61	2,040	62	12,488	221	205	471	17,111
Fruit stores, vegetable markets	5	(1)	(1)	(1)	56	(1)	15	(1)	(1)	(1)	218	(1)
Candy, nut, confectionery stores	22	1,308	45	51	125	1,779	122	4,252	175	177	330	6,464
Dairy products stores, milk dealers	42	7,827	102	89	132	3,750	90	46,007	615	561	112	4,386
Bakery products stores	17	(1)	(1)	(1)	153	(1)	71	5,966	144	166	296	8,715
Egg, poultry dealers	2	(x)	(x)	(x)	18	(x)	13	(1)	(1)	(1)	82	(1)
All other food stores	7	1,669	78	79	38	1,019	19	2,263	213	218	121	4,284
Eating and drinking places	274	25,862	922	1,067	3,442	61,623	415	40,033	1,381	1,332	4,547	110,045
Eating places	194	22,312	513	607	1,461	33,663	357	36,177	1,182	1,103	2,574	59,186
Drinking places	80	3,550	409	460	981	27,960	58	3,856	199	229	1,973	50,859
General stores	20	3,642	598	528	91	2,930	10	1,271	189	180	34	942
General merchandise group	192	172,201	26,238	24,666	261	7,773	239	158,936	19,191	18,835	433	11,234
Department stores	25	120,670	18,950	17,975	...	...	32	95,764	10,748	10,347	...	...
Dry goods, general merchandise stores	102	33,700	5,068	4,538	157	4,849	93	25,856	3,926	3,677	302	7,641
Variety stores	65	17,831	2,220	2,153	104	2,924	114	37,316	4,517	4,811	131	3,593
Apparel group	238	50,015	8,685	7,875	546	16,340	722	127,213	20,187	19,041	1,506	46,741
Men's, boys' clothing, furnishings stores	51	9,368	2,037	1,829	120	4,719	156	25,437	6,445	5,680	358	12,309
Family clothing stores	38	11,210	2,663	2,279	64	2,282	61	22,703	3,588	3,655	89	2,997
Women's ready-to-wear stores	75	18,311	1,974	1,779	151	4,478	207	43,665	4,399	4,265	364	12,816
Millinery stores	9	222	7	6	24	315	25	745	34	25	75	1,222
Other apparel accessory, specialty stores	3	(x)	(x)	(x)	24	(x)	55	4,416	505	438	94	2,391
Shoe stores	49	7,630	1,519	1,482	65	2,242	146	18,034	3,195	3,061	206	7,281
Custom tailors	3	(x)	(x)	(x)	43	(x)	6	1,007	119	85	83	1,064
Furriers, fur shops	6	2,458	366	406	100	364	29	4,049	795	722	47	1,792
All other apparel stores	4	(x)	(x)	(x)	45	(x)	37	7,157	1,107	1,110	190	4,869
Furniture, furnishings, appliance group	278	46,414	9,211	7,954	507	15,865	409	78,463	16,023	14,497	1,041	29,554
Furniture stores	120	25,571	5,194	4,603	142	5,764	163	41,000	9,379	8,771	197	7,532
Floor covering, drapery stores	17	2,566	540	424	48	1,543	48	7,025	1,390	1,157	155	5,403
Other home furnishing stores	8	(x)	(x)	(x)	47	(x)	18	3,312	500	481	309	4,520
Household appliance stores	132	16,919	3,208	2,717	213	7,200	157	24,262	4,336	3,741	252	8,820
Radio stores	1	(x)	(x)	(x)	57	(x)	23	2,864	418	347	128	3,279
Automotive group	558	197,143	20,276	16,263	484	20,629	704	261,036	25,026	18,333	411	17,384
Motor vehicle (new and used) dealers	392	167,153	16,249	12,298	119	7,236	454	213,934	19,662	13,523	69	4,003
Motor vehicle (used) dealers	93	21,902	1,972	2,039	163	7,124	130	30,883	2,253	2,007	161	6,973
Tire, battery, accessory dealers	54	9,100	1,463	1,474	173	5,337	100	13,229	2,620	2,321	133	4,740
All other automotive dealers	19	3,988	592	452	29	932	20	2,990	491	482	48	1,668
Gasoline service stations	253	24,094	1,575	1,471	1,870	54,324	185	18,312	1,039	923	2,483	76,276
Lumber, building, hardware group	559	115,704	21,859	19,316	569	23,048	391	124,621	18,622	16,271	601	22,459
Lumber yards, building materials dealers	250	60,596	10,800	8,061	58	2,678	197	80,529	11,407	9,848	49	2,420
Plumbing, paint, electrical stores	52	8,082	1,171	947	163	5,650	70	12,691	1,715	1,637	236	8,624
Hardware stores	88	14,587	3,518	3,056	248	9,523	96	24,973	4,335	3,936	303	10,926
Farm equipment dealers	169	32,439	6,370	7,252	100	5,197	28	6,428	1,165	850	13	489
Drug and proprietary stores	183	31,088	3,975	3,851	417	20,091	215	28,908	4,131	4,012	718	34,671
Drug stores	177	30,619	3,904	3,778	346	17,920	181	26,347	3,815	3,710	612	30,662
Proprietary stores	6	469	71	73	71	2,171	34	2,561	316	302	106	4,009
Liquor stores	56	6,895	905	893	429	14,487	246	14,112	2,666	2,817	1,353	44,522
Second-hand stores	27	1,367	193	135	228	2,385	14	1,059	55	36	158	1,914
Other retail stores	295	46,569	6,761	6,759	1,369	33,886	698	139,968	14,729	13,579	2,146	58,373
Fuel, fuel oil dealers	47	6,419	509	538	153	4,693	216	56,076	3,853	3,404	287	12,142
Ice dealers	4	(x)	(x)	(x)	11	(x)	3	(x)	(x)	(x)	29	(x)
Feed, farm, garden supply stores	68	16,120	1,432	1,674	89	4,116	136	41,312	2,616	2,503	61	2,798
Jewelry stores	55	6,305	1,784	1,719	221	5,752	71	12,349	3,779	3,541	194	5,692
Book, stationery stores	18	4,163	522	506	59	1,294	32	6,218	1,159	1,122	105	3,109
Sporting goods stores, bicycle stores	13	3,985	926	899	95	2,519	21	2,930	766	717	102	2,363
Florists	15	933	33	31	109	2,646	24	(1)	(1)	(1)	239	(1)
Cigar stores and stands	12	1,658	104	105	86	1,573	53	8,364	436	388	220	5,128
News dealers, newsstands	1	(x)	(x)	(x)	28	(x)	27	1,428	47	46	148	4,311
Gift, novelty, souvenir stores	19	524	164	129	186	2,362	13	683	251	179	196	2,673
Music stores	7	2,536	692	666	34	989	16	2,541	465	442	87	2,229
Luggage, leather goods stores	...	...	...	...	21	545	7	1,114	338	345	20	672
Optical goods stores	3	(x)	(x)	(x)	10	(x)	7	(x)	(x)	(x)	22	(x)
Camera, photographic supply stores	10	1,107	183	156	19	528	15	1,603	277	232	55	2,116
Office, store machine and equipment dealers	1	(x)	(x)	(x)	37	(x)	6	522	192	159	33	875
All other retail stores	22	1,611	282	213	211	4,506	51	2,503	331	302	348	7,743

See footnotes at end of table.

Table 10F.—MERCHANDISE INVENTORIES OF LARGE STORES AND MULTIUNITS—STATE, BY KIND OF BUSINESS: 1948—Con.

STORES, SALES, AND MERCHANDISE INVENTORIES

[See text for explanatory material]

Kind of business	Delaware						District of Columbia					
	Large stores and multiunits				Small single-unit stores		Large stores and multiunits				Small single-unit stores	
	Stores (Number)	Sales, entire year (Thousand dollars)	Merchandise inventories, at cost: End of year (Thousand dollars)	Merchandise inventories, at cost: Beginning of year (Thousand dollars)	Stores (Number)	Sales, entire year (Thousand dollars)	Stores (Number)	Sales, entire year (Thousand dollars)	Merchandise inventories, at cost: End of year (Thousand dollars)	Merchandise inventories, at cost: Beginning of year (Thousand dollars)	Stores (Number)	Sales, entire year (Thousand dollars)
State, total	1,042	291,415	25,052	22,010	3,391	90,890	2,748	951,722	89,025	85,715	4,346	159,921
Food group	212	46,296	1,596	1,532	1,063	25,912	603	169,476	4,627	4,844	1,353	50,619
Grocery stores, without fresh meat	37	3,143	169	195	256	3,374	13	(1)	(1)	(1)	242	(1)
Grocery stores, with fresh meat	112	31,824	1,203	1,155	505	17,198	352	139,744	3,965	4,130	691	31,088
Meat markets, fish markets	20	3,360	77	50	40	1,346	25	3,700	86	83	81	3,610
Fruit stores, vegetable markets	2	(x)	(x)	(x)	81	(x)	5	(1)	(1)	(1)	54	(1)
Candy, nut, confectionery stores	11	734	35	39	84	833	94	5,114	208	220	56	924
Dairy products stores, milk dealers	19	5,906	50	40	14	752	66	13,440	91	94	8	244
Bakery products stores	4	(1)	(1)	(1)	41	(1)	17	1,622	39	56	61	2,015
Egg, poultry dealers	5	374	10	6	22	87	15	1,628	24	32	11	526
All other food stores	2	(x)	(x)	(x)	20	(x)	16	2,525	128	124	149	4,913
Eating and drinking places	72	5,543	183	176	696	14,631	392	63,384	1,436	1,662	966	36,935
Eating places	57	4,572	98	91	496	8,807	371	61,572	1,354	1,580	853	31,844
Drinking places	15	971	85	85	200	5,824	21	1,812	82	82	113	5,091
General stores	...	...	...	...	61	1,164	...	...	...	...	...	...
General merchandise group	39	17,642	1,588	1,586	60	1,627	77	182,086	20,753	21,488	94	2,571
Department stores	3	9,173	513	590	...	...	11	156,758	17,778	18,537	...	...
Dry goods, general merchandise stores	13	2,173	388	322	34	960	21	4,849	871	1,090	38	1,035
Variety stores	23	6,296	687	674	26	667	45	20,479	2,104	1,861	56	1,536
Apparel group	108	22,666	3,053	2,979	188	5,135	378	105,692	13,897	12,330	415	14,398
Men's, boys' clothing, furnishings stores	24	3,625	773	658	44	1,489	87	18,741	3,982	3,657	85	3,432
Family clothing stores	12	5,025	643	759	22	639	30	18,925	2,261	1,751	34	1,365
Women's ready-to-wear stores	34	9,710	987	961	25	842	108	38,070	3,380	2,984	123	4,752
Millinery stores	4	(x)	(x)	(x)	13	(x)	15	822	31	23	37	668
Other apparel accessory, specialty stores	8	1,001	59	43	16	353	22	2,843	445	412	23	647
Shoe stores	18	2,497	460	439	22	748	83	17,668	2,516	2,315	36	1,510
Custom tailors	1	(x)	(x)	(x)	19	(x)	12	1,695	346	264	36	634
Furriers, fur shops	...	...	...	...	2	(x)	8	4,557	660	685	7	336
All other apparel stores	7	(x)	(x)	(x)	25	(x)	13	2,371	276	239	34	1,054
Furniture, furnishings, appliance group	80	18,034	2,941	2,599	156	4,724	145	48,910	7,563	7,293	201	7,086
Furniture stores	27	8,415	1,401	1,353	26	1,239	39	19,911	3,464	3,375	39	1,649
Floor covering, drapery stores	6	1,101	106	68	19	343	25	4,701	1,367	1,284	23	1,000
Other home furnishing stores	6	581	86	66	35	572	21	4,844	606	565	73	1,542
Household appliance stores	34	6,623	1,138	944	52	1,756	36	9,716	981	958	36	1,554
Radio stores	7	1,314	210	168	24	814	24	9,738	1,145	1,111	30	1,341
Automotive group	128	56,582	5,568	3,951	58	2,265	170	138,876	10,717	8,063	55	2,747
Motor vehicle (new and used) dealers	87	(x)	(x)	(x)	12	(x)	76	(x)	(x)	(x)	2	(x)
Motor vehicle (used) dealers	18	4,019	259	243	13	377	66	22,148	1,269	1,210	33	1,544
Tire, battery, accessory dealers	19	2,454	602	437	25	790	24	7,800	998	917	11	541
All other automotive dealers	4	(x)	(x)	(x)	8	(x)	4	(x)	(x)	(x)	9	(x)
Gasoline service stations	20	4,188	223	210	414	12,194	174	24,272	951	873	255	11,857
Lumber, building, hardware group	84	23,564	3,729	3,047	129	4,355	81	29,939	4,580	3,929	100	4,000
Lumber yards, building materials dealers	45	14,070	2,381	1,814	14	583	32	20,280	2,684	2,223	4	134
Plumbing, paint, electrical stores	11	1,861	288	324	45	1,099	18	3,658	625	497	23	992
Hardware stores	13	4,970	731	660	58	2,081	31	6,001	1,271	1,209	73	2,874
Farm equipment dealers	15	2,663	329	249	12	592	...	...	...	...	...	...
Drug and proprietary stores	37	5,357	694	582	97	3,397	198	46,183	5,395	5,341	129	6,384
Drug stores	23	4,639	610	506	72	2,901	193	45,757	5,344	5,290	106	5,602
Proprietary stores	14	718	84	76	25	496	5	426	51	51	23	782
Liquor stores	43	4,227	478	550	136	6,914	263	64,489	8,155	9,404	71	4,579
Second-hand stores	5	(x)	(x)	(x)	28	(x)	21	3,052	503	454	124	3,021
Other retail stores	214	(x)	(x)	(x)	305	(x)	246	75,363	10,448	10,034	583	15,724
Fuel, fuel oil dealers	21	15,310	780	720	31	960	28	28,846	2,054	1,952	37	1,064
Ice dealers	1	(x)	(x)	(x)	14	(x)	1	(x)	(x)	(x)	13	(x)
Feed, farm, garden supply stores	121	53,954	2,585	2,626	27	1,483	4	1,172	241	254	6	199
Jewelry stores	11	1,780	581	563	33	1,076	42	12,639	3,576	3,522	85	2,724
Book, stationery stores	5	850	212	166	16	271	30	9,256	1,079	1,193	32	830
Sporting goods stores, bicycle stores	4	(x)	(x)	(x)	11	(x)	11	2,933	663	505	15	464
Florists	7	419	5	5	26	443	18	2,502	76	76	80	2,154
Cigar stores and stands	23	11,488	343	239	35	1,192	46	5,799	350	312	41	829
News dealers, newsstands	5	330	16	14	21	659	6	710	22	21	63	1,312
Gift, novelty, souvenir stores	5	(1)	(1)	(1)	33	(1)	11	607	176	226	80	1,565
Music stores	2	(x)	(x)	(x)	6	(x)	14	4,390	1,229	1,052	20	555
Luggage, leather goods stores	...	...	...	...	2	(x)	2	(x)	(x)	(x)	4	(x)
Optical goods stores	...	...	...	...	3	(x)	5	1,051	164	139	16	518
Camera, photographic supply stores	2	(x)	(x)	(x)	6	(x)	13	2,165	327	329	6	301
Office, store machine and equipment dealers	...	...	...	...	4	137	2	(x)	(x)	(x)	8	(x)
All other retail stores	7	699	113	113	37	666	13	992	142	137	77	2,567

See footnotes at end of table.

Table 10F.—MERCHANDISE INVENTORIES OF LARGE STORES AND MULTIUNITS—STATE, BY KIND OF BUSINESS: 1948—Con.

STORES, SALES, AND MERCHANDISE INVENTORIES

[See text for explanatory material]

Kind of business	Florida						Georgia					
	Large stores and multiunits				Small single-unit stores		Large stores and multiunits				Small single-unit stores	
	Stores (Number)	Sales, entire year (Thousand dollars)	Merchandise inventories, at cost: End of year (Thousand dollars)	Merchandise inventories, at cost: Beginning of year (Thousand dollars)	Stores (Number)	Sales, entire year (Thousand dollars)	Stores (Number)	Sales, entire year (Thousand dollars)	Merchandise inventories, at cost: End of year (Thousand dollars)	Merchandise inventories, at cost: Beginning of year (Thousand dollars)	Stores (Number)	Sales, entire year (Thousand dollars)
State, total	7,551	1,648,230	178,316	152,492	27,839	692,165	7,281	1,458,695	157,649	141,075	28,374	652,844
Food group	1,482	365,247	14,394	13,249	7,384	175,881	1,376	258,220	10,998	10,569	12,018	222,965
Grocery stores, without fresh meat	104	10,512	538	545	1,789	21,878	160	12,219	899	848	5,628	54,972
Grocery stores, with fresh meat	1,144	327,873	12,962	11,884	4,122	126,044	1,032	225,604	9,555	9,272	5,297	150,145
Meat markets, fish markets	44	4,936	158	138	392	8,201	35	3,228	85	31	264	6,676
Fruit stores, vegetable markets	49	2,813	212	195	329	5,823	7	(1)	(1)	(1)	192	(1)
Candy, nut, confectionery stores	50	1,260	112	78	263	1,997	65	2,294	126	124	410	1,894
Dairy products stores, milk dealers	36	11,596	223	229	19	475	41	9,516	104	72	26	686
Bakery products stores	35	(1)	(1)	(1)	274	(1)	16	(1)	(1)	(1)	115	(1)
Egg, poultry dealers	14	1,938	19	16	113	2,957	13	(1)	(1)	(1)	58	(1)
All other food stores	6	(1)	(1)	(1)	83	(1)	7	2,804	190	184	28	990
Eating and drinking places	837	89,004	3,275	3,237	7,390	129,662	550	36,984	1,231	1,306	4,708	70,962
Eating places	566	70,088	1,752	1,520	4,230	78,798	427	32,921	1,022	1,106	3,726	55,826
Drinking places	271	18,916	1,523	1,717	3,160	50,864	123	4,063	209	200	982	15,136
General stores	48	5,895	958	843	198	5,847	83	11,839	1,943	1,830	887	23,065
General merchandise group	426	223,389	30,994	26,983	530	14,313	607	284,046	39,884	37,737	683	22,911
Department stores	34	119,284	15,397	13,717	...	...	47	187,588	23,467	22,328	...	...
Dry goods, general merchandise stores	179	52,882	8,148	6,720	346	10,326	274	48,423	9,337	8,524	507	18,379
Variety stores	213	51,223	6,949	6,546	184	3,987	286	48,035	7,080	6,885	176	4,532
Apparel group	876	134,434	24,134	21,120	1,560	48,314	635	110,929	17,111	14,698	931	33,223
Men's, boys' clothing, furnishings stores	181	24,262	6,524	4,940	280	10,768	103	20,102	3,945	3,005	151	6,677
Family clothing stores	119	21,415	4,705	4,594	242	8,595	169	34,307	6,423	5,682	266	10,860
Women's ready-to-wear stores	319	61,733	7,985	6,963	491	15,198	210	37,736	4,053	3,684	233	7,819
Millinery stores	14	434	29	30	57	771	25	950	37	30	48	852
Other apparel accessory, specialty stores	31	1,839	258	269	94	1,995	12	741	69	64	38	1,039
Shoe stores	164	22,585	4,097	3,878	171	5,582	98	15,542	2,201	1,922	98	3,615
Custom tailors	3	(x)	(x)	(x)	78	(x)	1	(x)	(x)	(x)	36	(x)
Furriers, fur shops	1	(x)	(x)	(x)	2	(x)	2	(x)	(x)	(x)	...	...
All other apparel stores	44	1,776	453	336	145	4,162	15	(x)	(x)	(x)	61	(x)
Furniture, furnishings, appliance group	582	94,431	16,121	13,806	1,190	40,060	633	83,054	13,565	12,168	906	31,263
Furniture stores	276	48,012	9,437	8,234	410	15,975	318	49,018	8,455	7,570	482	18,174
Floor covering, drapery stores	39	6,782	1,023	889	142	4,648	7	(x)	(x)	(x)	40	(x)
Other home furnishing stores	47	6,978	904	773	215	3,874	24	4,209	546	521	92	1,509
Household appliance stores	207	31,922	4,623	3,812	330	13,236	280	27,198	4,119	3,602	256	9,579
Radio stores	13	737	134	98	93	2,327	4	(x)	(x)	(x)	36	(x)
Automotive group	931	346,522	34,645	25,889	652	26,933	1,066	349,968	32,439	27,757	694	30,543
Motor vehicle (new and used) dealers	534	261,077	24,559	16,708	98	5,423	707	277,902	25,332	18,186	156	9,555
Motor vehicle (used) dealers	218	54,185	4,784	4,555	211	9,055	163	45,825	2,638	1,839	180	7,780
Tire, battery, accessory dealers	136	23,397	3,819	3,248	223	8,134	184	23,624	4,091	7,455	324	11,929
All other automotive dealers	43	7,863	1,483	1,378	120	4,321	12	2,617	378	277	34	1,281
Gasoline service stations	467	36,159	1,771	1,536	3,483	98,092	440	31,134	1,862	1,539	3,708	89,161
Lumber, building, hardware group	595	159,974	25,394	20,606	873	31,061	602	122,680	19,973	16,051	786	33,566
Lumber yards, building materials dealers	278	98,537	12,743	10,058	134	5,619	173	49,076	5,708	4,390	142	6,389
Plumbing, paint, electrical stores	84	12,224	2,491	1,653	245	8,214	57	6,616	1,117	959	121	4,114
Hardware stores	180	34,713	7,708	6,909	463	16,086	197	36,180	7,629	6,689	421	17,504
Farm equipment dealers	53	14,500	2,452	1,986	31	1,142	175	30,808	5,519	4,013	102	5,559
Drug and proprietary stores	324	61,940	7,819	7,417	942	33,047	278	36,195	4,120	3,726	815	33,222
Drug stores	293	60,609	7,649	7,276	473	22,518	265	35,669	4,068	3,693	680	29,876
Proprietary stores	31	1,331	170	141	469	10,529	13	526	52	33	135	3,346
Liquor stores	297	29,062	3,884	3,898	633	26,032	325	29,943	3,014	3,400	429	16,046
Second-hand stores	26	1,373	218	207	372	5,499	36	1,646	441	433	222	4,108
Other retail stores	660	100,800	14,709	13,701	2,632	57,424	650	102,057	11,068	9,861	1,587	41,809
Fuel, fuel oil dealers	62	12,052	1,399	1,108	73	2,491	81	(x)	(x)	(x)	175	(x)
Ice dealers	30	4,576	147	124	23	330	52	(x)	(x)	(x)	24	(x)
Feed, farm, garden supply stores	176	43,278	3,564	3,656	218	8,579	251	47,055	2,892	2,757	287	10,594
Jewelry stores	106	13,917	5,241	4,869	322	8,499	106	15,621	4,495	3,741	250	6,870
Book, stationery stores	32	4,590	938	897	85	2,093	20	5,047	495	467	43	1,162
Sporting goods stores, bicycle stores	15	3,192	574	510	242	4,953	17	2,474	551	535	54	1,326
Florists	32	1,996	90	85	264	4,242	21	(1)	(1)	(1)	238	(1)
Cigar stores and stands	31	5,207	404	380	146	2,110	15	1,817	94	88	58	677
News dealers, newsstands	12	(1)	(1)	(1)	115	(1)	7	824	58	57	34	803
Gift, novelty, souvenir stores	40	1,173	362	320	461	5,416	9	(1)	(1)	(1)	92	(1)
Music stores	28	4,100	597	554	90	1,921	23	2,237	320	258	63	1,562
Luggage, leather goods stores	10	613	186	187	25	727	4	(x)	(x)	(x)	6	(x)
Optical goods stores	8	(1)	(1)	(1)	35	(1)	9	916	62	62	24	798
Camera, photographic supply stores	27	2,152	408	321	64	1,899	6	768	66	47	13	554
Office, store machine and equipment dealers	10	1,702	406	341	53	1,700	7	2,947	392	447	35	1,239
All other retail stores	41	2,348	343	298	416	9,057	22	1,144	160	176	211	4,667

See footnotes at end of table.

Table 10F.—MERCHANDISE INVENTORIES OF LARGE STORES AND MULTIUNITS—STATE, BY KIND OF BUSINESS. 1948—Con.

STORES, SALES, AND MERCHANDISE INVENTORIES

[See text for explanatory material]

Kind of business	Idaho						Illinois					
	Large stores and multiunits				Small single-unit stores		Large stores and multiunits				Small single-unit stores	
	Stores (Number)	Sales, entire year (Thousand dollars)	Merchandise inventories, at cost: End of year (Thousand dollars)	Merchandise inventories, at cost: Beginning of year (Thousand dollars)	Stores (Number)	Sales, entire year (Thousand dollars)	Stores (Number)	Sales, entire year (Thousand dollars)	Merchandise inventories, at cost: End of year (Thousand dollars)	Merchandise inventories, at cost: Beginning of year (Thousand dollars)	Stores (Number)	Sales, entire year (Thousand dollars)
State, total	[illegible]	417,385	51,758	42,632	5,196	164,462	23,300	6,426,659	677,372	612,523	80,105	2,378,598
Food group	[illegible]	75,861	3,805	3,546	1,082	39,437	5,435	1,237,811	44,751	43,666	21,302	679,739
Grocery stores, without fresh meat	[illegible]	1,203	324	288	259	5,244	794	46,869	4,817	5,054	5,641	135,827
Grocery stores, with fresh meat	93	63,921	3,413	3,112	621	26,549	3,248	918,313	35,407	34,278	9,758	351,263
Meat markets, fish markets	[illegible]	3,108	73	97	41	2,704	508	72,362	1,137	1,104	1,513	61,537
Fruit stores, vegetable markets	...	...	...	...	10	68	41	4,220	99	103	454	11,158
Candy, nut, confectionery stores	-	(x)	(x)	(x)	66	(x)	351	27,868	890	975	2,009	29,071
Dairy products stores, milk dealers	8	2,409	72	70	24	1,179	228	86,919	771	727	430	16,406
Bakery products stores	3	(x)	(x)	(x)	40	(x)	225	19,701	352	386	1,340	45,695
Egg, poultry dealers	2	(x)	(x)	(x)	2	(x)	47	5,667	81	111	281	8,475
All other food stores	...	...	...	...	6	116	48	12,692	64	723	816	20,301
Eating and drinking places	167	21,134	337	343	1,527	35,997	2,186	287,435	10,111	10,963	22,437	551,196
Eating places	83	16,544	149	159	630	16,724	1,540	228,222	5,738	6,335	8,733	200,088
Drinking places	84	4,655	189	184	897	19,273	646	59,013	4,372	4,628	13,704	351,058
General stores	35	7,687	1,271	1,185	55	2,423	59	9,115	1,585	1,428	308	11,084
General merchandise group	147	56,152	8,834	7,754	35	3,333	1,100	1,449,544	184,955	181,348	1,417	42,783
Department stores	16	31,767	4,341	4,253	...	...	193	1,304,376	151,108	149,961	...	...
Dry goods, general merchandise stores	76	17,367	2,860	2,502	52	1,873	437	124,866	19,173	17,502	872	28,191
Variety stores	43	6,887	1,083	884	43	1,460	490	120,302	14,674	13,895	545	14,592
Apparel group	124	14,554	2,870	2,589	184	5,876	2,759	560,168	86,831	71,374	5,220	156,200
Men's, boys' clothing, furnishings stores	38	5,294	1,463	1,277	30	1,340	586	112,163	23,063	18,665	976	39,180
Family clothing stores	13	2,050	472	449	11	424	261	145,212	16,728	15,314	307	10,805
Women's ready-to-wear stores	46	4,842	517	505	65	2,067	768	181,795	18,637	16,937	1,135	37,066
Millinery stores	8	175	8	8	12	115	138	4,472	193	179	386	5,187
Other apparel accessory, specialty stores	1	(x)	(x)	(x)	6	(x)	184	30,490	2,145	1,952	504	12,064
Shoe stores	15	2,005	369	366	28	1,068	637	80,126	14,418	13,017	747	25,044
Custom tailors	1	(x)	(x)	(x)	7	(x)	49	7,827	1,070	1,011	337	8,198
Furriers, fur shops	1	(x)	(x)	(x)	5	(x)	75	22,980	3,679	3,494	186	7,122
All other apparel stores	1	(x)	(x)	(x)	25	(x)	61	5,103	838	805	442	11,534
Furniture, furnishings, appliance group	154	19,866	2,530	2,253	129	7,780	1,944	312,932	55,762	47,352	3,071	95,433
Furniture stores	63	10,253	2,306	1,939	60	2,981	657	159,543	31,629	29,534	723	28,810
Floor covering, drapery stores	2	(x)	(x)	(x)	17	(x)	138	29,240	6,895	4,840	347	11,498
Other home furnishing stores	2	(x)	(x)	(x)	5	(x)	77	13,068	1,467	1,312	574	9,558
Household appliance stores	86	8,766	2,179	375	86	3,671	680	98,941	13,182	10,604	1,016	35,019
Radio stores	1	(x)	(x)	(x)	21	(x)	92	22,640	2,589	2,359	411	10,548
Automotive group	328	37,305	9,810	7,746	189	9,143	1,854	1,184,398	106,259	92,148	1,788	69,592
Motor vehicle (new and used) dealers	265	95,594	8,115	6,188	82	4,837	1,047	1,002,165	96,491	76,025	461	25,965
Motor vehicle (used) dealers	25	(x)	(x)	(x)	36	(x)	408	123,654	9,245	6,963	448	17,821
Tire, battery, accessory dealers	35	5,507	1,138	1,147	50	2,086	329	43,968	8,366	7,090	708	20,588
All other automotive dealers	3	(x)	(x)	(x)	21	(x)	70	15,141	2,256	1,970	170	5,218
Gasoline service stations	311	9,903	589	619	898	26,145	1,306	134,583	7,293	5,901	8,058	257,922
Lumber, building, hardware group	388	84,310	15,515	11,462	563	18,226	2,534	551,300	96,611	76,875	3,662	137,602
Lumber yards, building materials dealers	147	31,907	5,602	4,427	36	1,469	1,009	289,592	46,918	36,989	348	17,493
Plumbing, paint, electrical stores	23	4,119	713	667	62	2,394	292	28,690	6,471	5,548	1,071	33,912
Hardware stores	60	10,011	2,416	1,794	119	5,256	398	79,975	16,749	14,945	1,752	59,316
Farm equipment dealers	158	38,273	6,784	4,574	47	2,607	745	143,643	26,473	19,393	491	26,881
Drug and proprietary stores	50	7,301	1,302	1,171	153	7,729	861	156,807	18,766	18,337	2,433	102,860
Drug stores	50	7,301	1,302	1,171	131	6,821	814	148,819	17,967	17,642	2,113	91,836
Proprietary stores	...	...	...	...	22	908	47	8,088	799	695	320	11,024
Liquor stores	11	(x)	(x)	(x)	2	(x)	604	90,617	11,762	13,274	1,464	68,960
Second-hand stores	4	(x)	(x)	(x)	67	(x)	58	4,428	794	583	735	8,595
Other retail stores	162	21,866	2,907	2,459	432	13,374	2,201	447,123	57,594	49,280	7,810	196,682
Fuel, fuel oil dealers	19	2,421	163	188	45	2,184	517	165,186	13,797	9,854	859	31,530
Ice dealers	2	(x)	(x)	(x)	3	(x)	22	2,661	66	29	138	1,699
Feed, farm, garden supply stores	59	12,461	1,162	963	42	1,844	357	82,395	7,219	6,468	638	24,128
Jewelry stores	22	1,730	716	561	96	2,603	322	54,462	16,414	14,519	1,044	29,257
Book, stationery stores	3	(x)	(x)	(x)	21	(x)	125	35,214	4,611	4,415	402	9,973
Sporting goods stores, bicycle stores	8	782	208	170	51	1,534	57	17,084	2,661	2,452	430	10,437
Florists	4	(x)	(x)	(x)	44	(x)	116	9,151	369	305	896	19,422
Cigar stores and stands	8	240	21	21	5	181	215	17,381	1,417	1,198	577	11,613
News dealers, newsstands	3	(x)	(x)	(x)	11	(x)	82	7,002	322	314	340	7,599
Gift, novelty, souvenir stores	4	(x)	(x)	(x)	24	(x)	34	3,390	536	491	800	9,715
Music stores	4	1,324	247	217	14	564	82	19,344	4,351	3,440	326	8,166
Luggage, leather goods stores	...	...	...	...	4	70	13	1,634	370	312	79	2,223
Optical goods stores	3	(x)	(x)	(x)	2	(x)	42	2,659	374	374	36	880
Camera, photographic supply stores	3	(x)	(x)	(x)	9	(x)	96	10,746	1,894	1,589	140	4,776
Office, store machine and equipment dealers	8	1,135	189	126	15	487	21	2,777	596	550	120	3,930
All other retail stores	7	320	34	43	51	818	140	20,088	4,595	3,465	986	21,329

See footnotes at end of table.

Table 10F.—MERCHANDISE INVENTORIES OF LARGE STORES AND MULTIUNITS—STATE, BY KIND OF BUSINESS: 1948—Con.

STORES, SALES, AND MERCHANDISE INVENTORIES

[See text for explanatory material]

Kind of business	Indiana						Iowa					
	Large stores and multiunits				Small single-unit stores		Large stores and multiunits				Small single-unit stores	
	Stores (Number)	Sales, entire year (Thousand dollars)	Merchandise inventories, at cost: End of year (Thousand dollars)	Merchandise inventories, at cost: Beginning of year (Thousand dollars)	Stores (Number)	Sales, entire year (Thousand dollars)	Stores (Number)	Sales, entire year (Thousand dollars)	Merchandise inventories, at cost: End of year (Thousand dollars)	Merchandise inventories, at cost: Beginning of year (Thousand dollars)	Stores (Number)	Sales, entire year (Thousand dollars)
State, total	10,289	2,499,229	267,554	231,639	34,465	1,073,108	8,698	1,772,172	216,612	183,085	25,027	784,652
Food group	2,015	477,229	17,859	17,801	9,547	304,742	1,493	291,407	13,564	14,043	5,085	183,449
Grocery stores, without fresh meat	101	14,377	832	792	1,418	25,098	145	15,082	1,179	1,177	1,115	30,506
Grocery stores, with fresh meat	1,573	392,673	15,328	15,334	6,499	240,141	1,141	245,560	11,545	11,980	2,964	125,482
Meat markets, fish markets	83	17,955	251	266	218	9,184	46	6,630	122	122	192	6,356
Fruit stores, vegetable markets	22	2,051	48	36	278	4,859	3	(x)	(x)	(x)	53	(x)
Candy, nut, confectionery stores	75	4,378	217	194	472	6,359	44	1,567	66	56	252	3,842
Dairy products stores, milk dealers	88	31,822	546	481	126	4,683	77	15,332	219	221	160	5,853
Bakery products stores	37	(x)	(x)	(x)	324	(x)	20	(1)	(1)	(1)	268	(1)
Egg, poultry dealers	15	(x)	(x)	(x)	119	(x)	4	(x)	(x)	(x)	56	(x)
All other food stores	21	7,952	483	541	93	2,071	13	4,188	338	388	25	424
Eating and drinking places	650	57,537	1,701	1,834	7,373	198,034	368	23,901	689	731	6,022	141,694
Eating places	512	45,215	910	939	4,512	97,280	281	19,733	568	619	3,198	74,451
Drinking places	138	12,322	791	895	2,861	100,754	87	4,168	121	112	2,824	67,243
General stores	36	5,546	961	802	327	11,193	53	8,473	1,538	1,448	158	6,233
General merchandise group	548	395,868	40,960	40,719	640	19,530	453	227,183	31,663	27,682	606	20,392
Department stores	94	279,124	33,548	35,061	...	...	65	141,655	19,908	16,782	...	...
Dry goods, general merchandise stores	177	47,243	7,654	6,750	361	11,864	227	52,683	7,437	6,855	317	11,334
Variety stores	277	69,501	8,758	7,908	279	7,666	161	32,845	4,318	4,045	289	9,058
Apparel group	973	183,843	24,174	21,679	1,464	49,397	603	99,423	16,092	14,461	1,078	38,004
Men's, boys' clothing, furnishings stores	187	38,220	7,299	6,336	346	14,806	173	29,294	6,644	5,594	297	13,172
Family clothing stores	119	28,194	4,195	3,697	114	4,210	36	15,367	1,997	1,835	93	3,095
Women's ready-to-wear stores	312	77,696	6,515	6,046	351	12,066	211	37,489	4,040	3,819	230	8,390
Millinery stores	33	1,102	68	51	102	1,074	27	621	24	27	39	424
Other apparel accessory, specialty stores	25	3,783	319	218	72	1,548	10	530	36	29	31	862
Shoe stores	260	28,099	5,071	4,614	243	9,817	121	13,385	2,724	2,505	262	8,805
Custom tailors	7	(x)	(x)	(x)	83	(x)	2	(x)	(x)	(x)	44	(x)
Furriers, fur shops	11	3,575	301	366	29	1,239	19	2,549	593	621	12	571
All other apparel stores	19	(x)	(x)	(x)	124	(x)	4	(x)	(x)	(x)	70	(x)
Furniture, furnishings, appliance group	776	132,786	25,941	22,048	1,568	50,882	554	76,519	16,260	13,520	1,230	38,993
Furniture stores	386	82,619	18,524	16,332	414	17,258	237	45,363	10,583	8,726	342	14,418
Floor covering, drapery stores	38	6,889	1,373	901	112	4,022	19	2,638	553	369	58	1,606
Other home furnishing stores	25	5,868	368	309	187	2,894	11	2,417	82	95	84	1,325
Household appliance stores	310	35,592	5,356	4,199	708	24,093	276	24,881	4,750	4,074	579	19,263
Radio stores	17	1,818	320	307	147	2,615	11	1,220	292	256	167	2,381
Automotive group	1,641	543,715	53,266	29,576	1,078	44,491	1,333	388,236	39,493	30,133	943	36,768
Motor vehicle (new and used) dealers	1,147	448,866	41,659	30,185	261	15,920	1,049	332,723	32,502	24,030	329	18,574
Motor vehicle (used) dealers	210	54,790	3,887	2,950	247	10,318	122	33,957	2,449	2,310	109	4,853
Tire, battery, accessory dealers	230	28,606	6,350	5,238	416	13,352	136	16,919	3,963	3,379	448	11,306
All other automotive dealers	54	11,453	1,370	1,203	154	4,901	25	4,637	579	414	57	2,035
Gasoline service stations	523	50,966	2,415	1,982	5,222	157,175	474	42,628	2,892	2,563	4,083	110,394
Lumber, building, hardware group	1,427	290,496	55,877	44,486	1,836	71,088	2,137	362,782	67,308	52,592	2,459	102,109
Lumber yards, building materials dealers	609	139,872	25,168	20,599	237	11,202	936	160,563	31,960	25,021	187	9,940
Plumbing, paint, electrical stores	163	19,863	5,611	3,841	520	15,433	127	17,373	2,641	2,302	676	21,732
Hardware stores	246	54,463	10,978	9,935	792	28,949	254	41,911	8,785	7,469	1,033	39,465
Farm equipment dealers	409	76,298	14,120	10,111	287	15,504	820	142,935	23,922	17,800	563	30,972
Drug and proprietary stores	416	67,293	8,401	8,144	1,042	47,059	180	30,399	3,993	3,829	912	35,641
Drug stores	399	65,976	8,192	7,946	816	40,156	160	27,118	3,648	3,518	696	28,368
Proprietary stores	17	1,317	209	198	226	6,903	20	3,281	345	311	216	7,273
Liquor stores	75	5,198	584	674	687	20,630	179	40,116	3,464	4,137	9	305
Second-hand stores	34	1,849	319	310	369	3,641	9	1,048	68	34	233	3,054
Other retail stores	1,175	246,903	26,096	22,584	3,312	95,246	863	180,057	19,588	17,912	2,209	67,016
Fuel, fuel oil dealers	260	43,619	3,474	2,442	537	23,936	107	21,351	2,025	1,471	267	10,534
Ice dealers	11	(x)	(x)	(x)	86	(x)	13	509	38	19	48	532
Feed, farm, garden supply stores	469	140,439	10,389	9,276	374	15,039	454	126,238	11,459	11,209	517	20,218
Jewelry stores	125	20,593	6,201	5,421	452	13,672	68	8,015	2,478	2,085	377	10,443
Book, stationery stores	37	8,113	1,535	1,467	72	1,937	26	8,183	1,288	1,200	49	1,336
Sporting goods stores, bicycle stores	36	4,563	1,030	977	215	5,450	11	2,534	559	466	113	2,956
Florists	11	(1)	(1)	(1)	298	(1)	18	1,804	43	27	103	3,170
Cigar stores and stands	52	8,527	315	330	296	5,327	53	2,595	159	167	117	2,915
News dealers, newsstands	20	1,697	127	115	95	2,306	4	(x)	(x)	(x)	38	(x)
Gift, novelty, souvenir stores	11	823	235	173	168	2,014	2	(x)	(x)	(x)	103	(x)
Music stores	30	4,225	799	708	148	3,405	33	3,626	729	586	83	2,654
Luggage, leather goods stores	7	1,147	263	225	9	223	...	...	...	...	26	(x)
Optical goods stores	6	(x)	(x)	(x)	19	(x)	14	(x)	(x)	(x)	8	(x)
Camera, photographic supply stores	26	3,946	638	589	48	1,722	7	885	217	187	37	1,158
Office, store machine and equipment dealers	7	1,568	227	170	69	2,123	6	(1)	(1)	(1)	64	(1)
All other retail stores	77	4,224	695	575	426	9,034	47	2,873	432	337	259	5,402

See footnotes at end of table.

Table 10F.—MERCHANDISE INVENTORIES OF LARGE STORES AND MULTIUNITS—STATE, BY KIND OF BUSINESS: 1948—Con.

STORES, SALES, AND MERCHANDISE INVENTORIES

[See text for explanatory material]

Kind of business	Kansas						Kentucky					
	Large stores and multiunits				Small single-unit stores		Large stores and multiunits				Small single-unit stores	
	Stores (Number)	Sales, entire year (Thousand dollars)	Merchandise inventories, at cost: End of year (Thousand dollars)	Merchandise inventories, at cost: Beginning of year (Thousand dollars)	Stores (Number)	Sales, entire year (Thousand dollars)	Stores (Number)	Sales, entire year (Thousand dollars)	Merchandise inventories, at cost: End of year (Thousand dollars)	Merchandise inventories, at cost: Beginning of year (Thousand dollars)	Stores (Number)	Sales, entire year (Thousand dollars)
State, total	5,812	1,127,208	144,224	120,386	19,785	562,188	5,076	1,090,330	118,357	99,823	24,814	591,757
Food group	1,058	220,269	10,197	10,214	3,968	133,225	1,004	215,937	8,649	8,420	10,806	201,532
Grocery stores, without fresh meat	30	3,175	217	239	506	10,003	63	6,371	507	470	5,985	51,943
Grocery stores, with fresh meat	948	207,355	9,698	9,715	2,878	110,321	788	180,990	7,626	7,458	4,176	135,243
Meat markets, fish markets	9	1,151	13	12	50	1,857	44	6,348	83	90	84	2,872
Fruit stores, vegetable markets	1	(x)	(x)	(x)	42	(x)	2	(x)	(x)	(x)	126	(x)
Candy, nut, confectionery stores	14	(x)	(x)	(x)	165	(x)	31	1,391	95	71	174	1,978
Dairy products stores, milk dealers	55	4,834	71	50	75	2,512	46	15,620	173	154	43	1,850
Bakery products stores	9	(1)	(1)	(1)	166	(1)	17	(x)	(x)	(x)	128	(x)
Egg, poultry dealers	7	(1)	(1)	(1)	57	(1)	7	1,626	21	14	47	1,450
All other food stores	5	(x)	(x)	(x)	29	(x)	6	2,028	106	124	43	1,125
Eating and drinking places	231	14,325	257	235	4,600	83,382	315	29,572	1,135	1,302	4,091	84,426
Eating places	189	13,190	226	209	2,727	52,649	227	21,020	592	666	2,686	49,222
Drinking places	42	1,135	31	26	1,873	30,733	88	8,552	543	636	1,405	35,204
General stores	17	2,374	341	336	136	4,477	125	21,637	3,160	2,870	1,250	27,875
General merchandise group	393	138,188	19,946	18,795	396	11,002	467	168,197	22,257	20,338	684	20,377
Department stores	46	69,752	9,884	9,724	...	...	35	81,306	9,212	9,072	...	...
Dry goods, general merchandise stores	181	40,746	5,971	5,287	226	6,920	291	53,144	8,814	7,748	541	16,304
Variety stores	166	27,690	4,091	3,784	170	4,082	141	33,747	4,231	3,518	143	4,073
Apparel group	419	61,842	10,659	8,947	776	26,362	448	86,962	13,227	11,349	849	30,284
Men's, boys' clothing, furnishings stores	87	13,022	2,814	2,443	206	8,618	70	18,902	3,640	2,885	174	8,246
Family clothing stores	73	18,612	3,362	2,740	93	3,659	112	19,234	3,644	3,142	174	6,789
Women's ready-to-wear stores	128	19,789	2,400	2,070	233	7,354	145	35,232	3,977	3,532	193	6,185
Millinery stores	15	398	14	17	27	284	13	611	15	11	39	429
Other apparel accessory, specialty stores	9	859	50	44	13	246	7	578	54	47	26	580
Shoe stores	99	8,510	1,794	1,569	113	4,549	84	10,968	1,659	1,543	132	5,199
Custom tailors	2	(x)	(x)	(x)	29	(x)	4	(x)	(x)	(x)	49	(x)
Furriers, fur shops	3	(x)	(x)	(x)	4	(x)	3	(x)	(x)	(x)	11	(x)
All other apparel stores	3	(x)	(x)	(x)	58	(x)	10	602	129	87	51	1,404
Furniture, furnishings, appliance group	441	58,037	11,893	10,339	1,011	33,570	334	55,454	10,872	9,248	839	29,743
Furniture stores	157	27,657	6,808	6,215	329	12,583	166	35,083	7,509	6,622	353	13,901
Floor covering, drapery stores	10	(x)	(x)	(x)	50	(x)	10	2,010	329	243	36	1,559
Other home furnishing stores	7	977	53	60	52	746	7	1,290	36	55	116	1,842
Household appliance stores	266	27,591	4,749	3,785	516	18,237	145	16,534	2,926	2,268	302	11,894
Radio stores	1	(x)	(x)	(x)	64	(x)	6	537	72	60	32	547
Automotive group	1,056	309,476	34,558	26,077	1,053	39,394	803	260,863	24,817	17,466	434	20,545
Motor vehicle (new and used) dealers	822	269,333	28,919	21,481	245	14,742	630	226,816	20,843	14,354	149	8,822
Motor vehicle (used) dealers	72	16,748	1,159	804	235	8,684	63	(x)	(x)	(x)	90	(x)
Tire, battery, accessory dealers	143	18,170	3,713	3,282	491	13,968	101	13,181	2,446	1,873	226	7,483
All other automotive dealers	19	5,225	767	510	82	2,000	9	(x)	(x)	(x)	29	(x)
Gasoline service stations	376	33,146	2,520	2,199	3,316	87,980	195	16,101	940	704	2,451	63,104
Lumber, building, hardware group	1,251	208,638	43,331	34,110	1,719	65,384	609	118,402	20,133	16,035	851	34,054
Lumber yards, building materials dealers	557	87,083	19,739	15,915	249	10,834	233	57,758	8,244	6,596	130	5,836
Plumbing, paint, electrical stores	76	11,142	1,800	1,606	452	13,327	66	6,893	1,239	1,109	202	6,600
Hardware stores	117	18,481	4,440	3,951	613	19,331	163	27,819	6,033	5,205	431	17,013
Farm equipment dealers	501	91,932	17,352	12,638	405	21,892	147	25,932	4,617	3,125	88	4,605
Drug and proprietary stores	168	23,188	3,340	3,081	824	32,038	198	32,237	3,593	3,333	596	26,277
Drug stores	162	22,990	3,305	3,050	600	25,466	179	30,518	3,353	3,128	497	23,299
Proprietary stores	6	198	35	31	224	6,572	19	1,719	240	205	99	2,978
Liquor stores	...	...	...	...	...	...	155	19,865	1,668	1,690	371	16,580
Second-hand stores	20	1,026	97	77	289	2,786	35	1,951	246	227	261	3,127
Other retail stores	382	56,699	7,085	5,976	1,697	42,588	388	63,152	7,660	6,841	1,271	33,833
Fuel, fuel oil dealers	44	5,461	487	471	112	3,561	62	11,124	610	489	181	6,000
Ice dealers	11	904	41	32	58	563	11	1,190	12	6	47	365
Feed, farm, garden supply stores	154	29,964	2,118	1,958	302	10,668	156	31,329	2,979	2,656	228	8,218
Jewelry stores	45	6,413	1,976	1,521	329	7,881	61	7,589	2,212	2,019	188	5,434
Book, stationery stores	22	3,612	743	692	66	2,030	9	(x)	(x)	(x)	28	(x)
Sporting goods stores, bicycle stores	8	1,459	349	247	97	2,526	7	(x)	(x)	(x)	57	(x)
Florists	9	(1)	(1)	(1)	135	(1)	8	(1)	(1)	(1)	150	(1)
Cigar stores and stands	12	703	36	36	42	882	11	2,479	112	98	30	440
News dealers, newsstands	6	(1)	(1)	(1)	40	(1)	10	1,069	72	83	31	604
Gift, novelty, souvenir stores	6	633	144	77	121	1,339	11	(1)	(1)	(1)	97	(1)
Music stores	21	3,425	688	521	62	1,769	12	2,601	609	534	35	684
Luggage, leather goods stores	1	(x)	(x)	(x)	13	(x)	1	(x)	(x)	(x)	7	(x)
Optical goods stores	...	...	...	...	13	181	2	(x)	(x)	(x)	19	(x)
Camera, photographic supply stores	6	736	135	120	27	712	3	(x)	(x)	(x)	13	(x)
Office, store machine and equipment dealers	11	1,014	144	104	47	1,511	1	(x)	(x)	(x)	24	(x)
All other retail stores	26	1,608	195	177	233	4,645	23	1,431	255	258	136	2,887

See footnotes at end of table.

Table 10F.—MERCHANDISE INVENTORIES OF LARGE STORES AND MULTIUNITS—STATE, BY KIND OF BUSINESS: 1948—Con.

STORES, SALES, AND MERCHANDISE INVENTORIES

[See text for explanatory material]

Kind of business	Louisiana						Maine					
	Large stores and multiunits				Small single-unit stores		Large stores and multiunits				Small single-unit stores	
	Stores (Number)	Sales, entire year (Thousand dollars)	Merchandise inventories, at cost: End of year (Thousand dollars)	Merchandise inventories, at cost: Beginning of year (Thousand dollars)	Stores (Number)	Sales, entire year (Thousand dollars)	Stores (Number)	Sales, entire year (Thousand dollars)	Merchandise inventories, at cost: End of year (Thousand dollars)	Merchandise inventories, at cost: Beginning of year (Thousand dollars)	Stores (Number)	Sales, entire year (Thousand dollars)
State, total	5,389	1,136,144	124,439	108,007	24,290	545,190	2,337	485,812	53,524	48,359	9,506	269,839
Food group	1,061	173,213	8,170	7,578	10,522	195,333	636	120,313	5,276	5,315	3,243	101,843
Grocery stores, without fresh meat	196	12,641	817	823	5,419	68,413	186	23,918	1,363	1,576	1,200	23,530
Grocery stores, with fresh meat	707	142,528	6,781	6,223	3,876	105,645	369	80,577	3,691	3,532	1,630	67,051
Meat markets, fish markets	61	5,663	80	96	406	9,312	14	1,501	22	19	113	3,763
Fruit stores, vegetable markets	8	(1)	(1)	(1)	114	(1)	1	(x)	(x)	(x)	23	(x)
Candy, nut, confectionery stores	23	1,350	111	115	421	3,312	22	1,138	64	55	126	2,261
Dairy products stores, milk dealers	25	4,992	104	87	26	731	31	11,920	97	102	48	2,011
Bakery products stores	22	1,475	37	29	136	3,792	12	(1)	(1)	(1)	88	(1)
Egg, poultry dealers	10	(1)	(1)	(1)	91	(1)	...	...	...	...	3	19
All other food stores	9	2,903	227	193	33	676	1	(x)	(x)	(x)	12	(x)
Eating and drinking places	617	46,598	2,052	2,364	5,552	94,303	95	(x)	(x)	(x)	1,490	(x)
Eating places	324	32,793	964	1,081	2,479	39,224	92	7,205	106	78	1,292	23,439
Drinking places	293	13,805	1,088	1,283	3,073	55,079	3	(x)	(x)	(x)	198	(x)
General stores	131	20,772	2,980	2,797	718	21,131	17	2,554	411	360	180	6,445
General merchandise group	415	200,234	25,549	22,603	542	15,091	159	58,694	8,678	8,768	206	5,244
Department stores	33	117,284	13,544	11,781	...	...	18	28,615	3,799	4,093	...	...
Dry goods, general merchandise stores	255	49,891	7,871	6,883	436	12,949	50	8,458	1,477	1,482	135	3,456
Variety stores	127	33,059	4,134	3,939	106	2,142	91	21,621	3,402	3,193	71	1,788
Apparel group	480	106,114	14,866	13,231	741	24,056	225	33,467	6,058	5,792	606	18,549
Men's, boys' clothing, furnishings stores	89	18,895	3,304	2,819	126	4,785	46	10,076	2,351	2,222	172	6,291
Family clothing stores	103	27,129	4,290	3,971	185	6,790	39	5,129	1,098	1,009	74	2,506
Women's ready-to-wear stores	133	39,633	4,038	3,418	182	5,845	65	12,512	1,497	1,450	142	4,380
Millinery stores	16	(x)	(x)	(x)	26	(x)	9	125	10	9	37	453
Other apparel accessory, specialty stores	12	1,062	108	112	13	391	8	531	40	41	29	739
Shoe stores	100	15,821	2,595	2,440	99	3,038	44	3,947	899	895	99	3,198
Custom tailors	7	1,063	165	137	47	1,361	...	...	...	...	18	250
Furriers, fur shops	5	(x)	(x)	(x)	2	(x)	8	780	84	92	6	229
All other apparel stores	15	(x)	(x)	(x)	61	(x)	6	367	79	74	29	503
Furniture, furnishings, appliance group	432	71,073	12,552	10,894	662	23,020	173	23,311	4,526	3,801	392	10,722
Furniture stores	251	47,021	8,580	7,490	243	9,776	61	10,774	2,633	2,274	88	3,648
Floor covering, drapery stores	9	1,055	183	181	35	1,156	4	(x)	(x)	(x)	36	(x)
Other home furnishing stores	22	(x)	(x)	(x)	90	(x)	8	1,390	69	94	105	870
Household appliance stores	146	20,147	2,997	2,536	246	9,575	97	10,467	1,634	1,317	129	4,695
Radio stores	4	(x)	(x)	(x)	48	(x)	3	(x)	(x)	(x)	34	(x)
Automotive group	646	255,588	22,242	16,730	490	21,246	333	100,412	11,584	8,715	288	11,698
Motor vehicle (new and used) dealers	446	202,068	17,163	12,378	115	6,601	268	85,044	9,735	7,052	69	4,002
Motor vehicle (used) dealers	107	(x)	(x)	(x)	129	(x)	34	10,839	1,100	923	83	3,355
Tire, battery, accessory dealers	76	12,739	2,137	1,920	205	7,146	26	3,620	646	619	119	3,776
All other automotive dealers	17	(x)	(x)	(x)	41	(x)	5	909	103	121	17	565
Gasoline service stations	276	23,517	1,434	1,242	2,044	55,970	75	6,383	363	309	1,350	34,911
Lumber, building, hardware group	515	122,466	17,288	13,929	665	25,864	186	44,781	8,597	7,578	334	13,082
Lumber yards, building materials dealers	271	76,924	9,399	7,340	157	7,321	72	19,357	3,482	2,882	71	2,404
Plumbing, paint, electrical stores	35	5,618	832	811	125	4,459	20	3,516	612	639	82	2,679
Hardware stores	111	18,003	3,693	3,196	349	12,420	52	9,419	2,128	1,903	148	6,216
Farm equipment dealers	98	21,921	3,364	2,582	34	1,664	42	12,489	2,375	2,154	33	1,783
Drug and proprietary stores	199	31,544	3,699	3,392	693	27,634	64	5,995	994	881	309	13,402
Drug stores	189	31,057	3,638	3,330	557	22,702	47	5,338	829	747	222	10,560
Proprietary stores	10	487	61	62	136	4,932	17	657	165	134	87	2,842
Liquor stores	183	11,932	1,307	1,447	449	12,921	48	18,806	912	1,043	107	2,711
Second-hand stores	24	2,611	320	328	115	1,597	2	(x)	(x)	(x)	85	(x)
Other retail stores	410	70,482	11,980	11,472	1,097	27,024	324	63,791	6,012	5,714	916	22,863
Fuel, fuel oil dealers	56	12,795	1,294	1,436	30	1,214	94	23,538	1,576	1,405	153	6,201
Ice dealers	8	(x)	(x)	(x)	38	(x)	...	...	...	...	42	420
Feed, farm, garden supply stores	94	19,975	1,830	1,588	145	5,976	118	31,082	2,442	2,452	69	3,166
Jewelry stores	67	13,955	4,582	4,634	197	4,574	36	4,427	1,099	991	111	2,653
Book, stationery stores	27	4,490	856	781	53	1,268	6	726	160	164	30	582
Sporting goods stores, bicycle stores	20	2,355	1,182	1,033	61	1,829	4	(x)	(x)	(x)	67	(x)
Florists	14	1,437	105	91	182	3,529	1	(x)	(x)	(x)	49	(x)
Cigar stores and stands	24	3,618	184	122	20	323	18	953	79	79	51	1,413
News dealers, newsstands	5	(x)	(x)	(x)	41	(x)	5	(1)	(1)	(1)	42	(1)
Gift, novelty, souvenir stores	14	478	161	178	76	1,025	15	(1)	(1)	(1)	149	(1)
Music stores	23	3,936	756	616	50	1,193	10	859	224	209	21	432
Luggage, leather goods stores	5	(x)	(x)	(x)	3	(x)	...	...	...	...	6	216
Optical goods stores	9	(x)	(x)	(x)	18	(x)	...	...	...	...	...	...
Camera, photographic supply stores	7	1,512	287	250	9	350	3	(x)	(x)	(x)	12	(x)
Office, store machine and equipment dealers	4	(x)	(x)	(x)	32	(x)	2	(x)	(x)	(x)	16	(x)
All other retail stores	33	3,372	430	473	142	2,976	12	(1)	(1)	(1)	98	(1)

See footnotes at end of table.

Table 10F.—MERCHANDISE INVENTORIES OF LARGE STORES AND MULTIUNITS—STATE, BY KIND OF BUSINESS: 1948—Con.

STORES, SALES, AND MERCHANDISE INVENTORIES

[See text for explanatory material]

Kind of business	Maryland						Massachusetts					
	Large stores and multiunits				Small single-unit stores		Large stores and multiunits				Small single-unit stores	
	Stores (Number)	Sales, entire year (Thousand dollars)	Merchandise inventories, at cost: End of year (Thousand dollars)	Merchandise inventories, at cost: Beginning of year (Thousand dollars)	Stores (Number)	Sales, entire year (Thousand dollars)	Stores (Number)	Sales, entire year (Thousand dollars)	Merchandise inventories, at cost: End of year (Thousand dollars)	Merchandise inventories, at cost: Beginning of year (Thousand dollars)	Stores (Number)	Sales, entire year (Thousand dollars)
State, total	5,189	1,359,314	130,405	118,928	19,848	555,375	12,793	3,075,050	296,489	273,896	41,109	1,227,097
Food group	1,323	308,746	10,570	10,488	7,631	197,387	3,449	808,537	26,969	27,280	12,520	372,421
Grocery stores, without fresh meat	116	10,600	665	722	1,488	24,929	753	89,395	4,923	5,156	3,763	73,777
Grocery stores, with fresh meat	731	222,739	8,720	8,444	3,507	123,706	1,547	502,625	19,030	19,245	4,884	195,205
Meat markets, fish markets	89	12,043	132	111	390	11,580	172	31,624	485	489	942	31,734
Fruit stores, vegetable markets	17	(1)	(1)	(1)	454	(1)	85	7,189	211	170	675	15,833
Candy, nut, confectionery stores	137	6,290	293	294	1,137	13,342	239	9,897	439	427	797	12,948
Dairy products stores, milk dealers	80	45,812	521	631	72	1,346	365	144,158	1,254	1,205	251	10,797
Bakery products stores	99	2,990	21	25	294	5,146	201	14,339	158	146	877	21,203
Egg, poultry dealers	45	(1)	(1)	(1)	130	(1)	27	3,251	13	10	120	3,184
All other food stores	29	3,537	178	199	159	4,414	55	6,059	456	432	271	7,740
Eating and drinking places	528	58,956	2,201	2,187	4,697	119,013	1,266	160,372	4,446	4,900	7,968	225,356
Eating places	393	43,035	1,073	986	2,062	46,067	1,074	142,795	3,246	3,550	4,965	126,630
Drinking places	135	15,921	1,128	1,201	2,635	72,946	192	17,577	1,200	1,350	3,003	98,726
General stores	36	4,089	454	416	120	4,187	12	1,132	98	96	69	2,455
General merchandise group	218	269,327	34,135	35,258	395	11,723	642	504,490	62,649	63,661	963	20,639
Department stores	35	223,562	27,941	29,065	...	...	106	391,446	45,983	46,692	...	...
Dry goods, general merchandise stores	68	12,680	2,092	2,034	242	7,201	186	30,855	5,226	4,971	654	13,836
Variety stores	115	33,085	4,102	4,159	153	4,522	350	82,189	10,830	10,998	309	6,803
Apparel group	583	87,280	13,547	12,345	1,056	33,512	1,510	283,987	42,571	40,159	3,146	89,324
Men's, boys' clothing, furnishings stores	127	18,355	3,989	3,634	239	9,005	278	51,690	11,239	9,982	641	23,152
Family clothing stores	73	15,332	2,550	2,383	153	5,134	165	44,689	6,514	6,188	243	7,976
Women's ready-to-wear stores	156	31,034	3,428	3,106	243	8,577	453	119,749	12,352	12,088	669	21,119
Millinery stores	26	882	32	33	50	596	70	1,835	159	195	235	3,310
Other apparel accessory, specialty stores	17	1,563	169	153	48	901	101	7,292	874	790	237	4,920
Shoe stores	149	16,174	2,644	2,301	135	4,597	349	43,068	8,460	8,058	562	16,596
Custom tailors	4	(x)	(x)	(x)	56	(x)	11	1,701	359	323	233	2,691
Furriers, fur shops	12	2,465	508	535	10	407	39	9,137	1,663	1,643	77	3,037
All other apparel stores	19	(x)	(x)	(x)	122	(x)	45	4,736	946	892	249	6,521
Furniture, furnishings, appliance group	348	71,420	12,032	10,317	675	19,286	869	155,143	29,569	27,886	1,977	56,274
Furniture stores	150	38,955	7,642	6,751	134	5,287	399	82,704	18,830	18,049	505	20,091
Floor covering, drapery stores	17	3,213	630	499	63	1,797	65	10,979	2,155	1,709	313	9,057
Other home furnishing stores	22	4,639	402	323	199	2,952	56	8,278	1,097	1,073	549	7,602
Household appliance stores	144	21,082	2,845	2,380	176	6,436	297	46,146	6,633	6,375	377	13,220
Radio stores	15	3,531	513	364	103	2,814	52	7,036	854	680	233	6,304
Automotive group	594	247,769	23,295	16,828	334	13,852	1,329	476,300	49,386	33,991	781	29,920
Motor vehicle (new and used) dealers	414	214,542	19,242	13,606	71	4,378	1,002	412,599	41,709	25,939	167	9,782
Motor vehicle (used) dealers	84	19,948	1,572	1,244	127	5,039	157	36,991	2,549	3,163	278	10,251
Tire, battery, accessory dealers	76	9,900	2,027	1,560	108	3,576	148	23,157	4,437	3,230	243	7,529
All other automotive dealers	20	3,379	454	418	28	859	22	4,153	691	659	93	2,358
Gasoline service stations	264	23,852	981	885	1,812	57,623	402	35,990	1,799	1,605	4,484	129,218
Lumber, building, hardware group	331	88,921	13,664	11,466	618	20,565	762	194,111	30,627	27,661	1,318	46,494
Lumber yards, building materials dealers	145	55,882	7,288	6,139	53	2,385	334	123,311	17,998	16,419	158	7,026
Plumbing, paint, electrical stores	38	5,743	893	950	118	2,925	165	20,866	3,344	3,091	409	12,991
Hardware stores	81	14,420	3,142	2,655	399	12,997	229	42,084	8,086	7,362	702	24,592
Farm equipment dealers	67	12,876	2,341	1,722	48	2,258	34	7,850	1,199	789	49	1,885
Drug and proprietary stores	241	33,482	4,257	4,132	514	24,012	457	57,843	7,337	7,148	1,621	81,899
Drug stores	206	30,513	3,888	3,763	425	21,005	408	54,235	6,734	6,622	1,232	63,668
Proprietary stores	35	2,969	369	369	89	3,007	49	3,608	603	526	389	18,231
Liquor stores	117	19,704	2,206	2,388	374	17,520	453	62,992	10,046	10,602	856	46,153
Second-hand stores	33	2,454	594	530	239	3,347	69	6,343	650	669	517	6,349
Other retail stores	583	137,315	12,469	11,688	1,383	33,368	1,573	327,205	30,892	29,232	4,889	120,589
Fuel, fuel oil dealers	111	36,790	2,210	1,851	143	3,959	542	155,503	9,759	8,764	705	28,728
Ice dealers	2	(x)	(x)	(x)	58	(x)	14	(1)	(1)	(1)	144	(1)
Feed, farm, garden supply stores	190	62,788	3,968	4,064	123	5,526	208	59,732	3,922	4,008	80	3,733
Jewelry stores	71	14,531	3,165	2,887	152	4,484	151	29,463	7,251	6,827	512	13,785
Book, stationery stores	26	4,379	642	601	53	1,579	117	18,762	2,655	2,521	201	5,497
Sporting goods stores, bicycle stores	9	1,861	373	300	79	1,893	42	5,438	1,238	1,115	243	5,140
Florists	24	(x)	(x)	(x)	201	(x)	53	(1)	(1)	(1)	539	(1)
Cigar stores and stands	30	4,036	193	170	60	1,342	118	20,060	1,139	1,073	580	12,140
News dealers, newsstands	12	847	47	49	46	964	86	8,281	578	567	242	7,725
Gift, novelty, souvenir stores	15	(x)	(x)	(x)	133	(x)	50	2,355	402	347	632	7,161
Music stores	24	3,100	511	416	69	1,438	33	5,593	1,247	1,354	177	3,798
Luggage, leather goods stores	6	(x)	(x)	(x)	6	(x)	11	1,785	293	338	24	1,071
Optical goods stores	14	1,352	187	206	26	987	19	1,392	174	149	80	1,663
Camera, photographic supply stores	11	1,353	276	273	18	634	25	4,327	693	661	101	2,723
Office, store machine and equipment dealers	3	(x)	(x)	(x)	12	(x)	7	1,417	173	167	66	2,053
All other retail stores	38	2,973	600	592	264	4,183	97	4,314	1,302	1,272	614	12,267

See footnotes at end of table.

Table 10F.—MERCHANDISE INVENTORIES OF LARGE STORES AND MULTIUNITS—STATE, BY KIND OF BUSINESS: 1948—Con.

STORES, SALES, AND MERCHANDISE INVENTORIES

[See text for explanatory material]

Kind of business	Michigan						Minnesota					
	Large stores and multiunits				Small single-unit stores		Large stores and multiunits				Small single-unit stores	
	Stores (Number)	Sales, entire year (Thousand dollars)	Merchandise inventories, at cost: End of year (Thousand dollars)	Merchandise inventories, at cost: Beginning of year (Thousand dollars)	Stores (Number)	Sales, entire year (Thousand dollars)	Stores (Number)	Sales, entire year (Thousand dollars)	Merchandise inventories, at cost: End of year (Thousand dollars)	Merchandise inventories, at cost: Beginning of year (Thousand dollars)	Stores (Number)	Sales, entire year (Thousand dollars)
State, total	16,115	4,305,446	421,491	370,200	52,574	1,644,832	8,895	2,062,464	245,072	212,919	26,346	843,598
Food group	3,876	962,275	33,151	33,152	14,325	409,594	1,854	463,646	16,505	15,838	9,329	228,609
Grocery stores, without fresh meat	530	61,334	2,805	2,949	2,764	62,858	227	31,711	2,322	2,201	2,555	75,833
Grocery stores, with fresh meat	2,483	717,314	27,588	27,351	8,082	319,339	1,190	353,345	12,554	11,942	2,428	110,143
Meat markets, fish markets	206	34,992	387	385	930	21,488	108	21,704	491	511	331	15,359
Fruit stores, vegetable markets	35	4,076	108	107	454	5,904	8	1,287	29	26	61	1,738
Candy, nut, confectionery stores	172	25,529	522	556	1,183	17,479	91	4,433	219	210	242	4,093
Dairy products stores, milk dealers	309	98,475	1,044	912	364	15,434	93	40,412	448	487	177	6,845
Bakery products stores	89	6,664	106	122	644	18,795	109	4,226	51	58	459	12,561
Egg, poultry dealers	25	3,684	113	187	207	5,479	13	2,159	66	44	25	933
All other food stores	27	10,207	478	583	117	2,821	15	4,369	325	359	51	1,104
Eating and drinking places	1,110	114,197	2,809	3,004	12,322	332,605	643	73,687	4,369	4,868	6,695	155,991
Eating places	844	90,028	1,812	1,949	6,786	148,477	355	39,387	1,183	1,203	3,502	79,574
Drinking places	266	24,169	997	1,055	5,536	184,128	288	34,300	3,186	3,665	3,193	76,417
General stores	64	9,288	1,633	1,619	247	9,666	123	23,019	3,686	3,309	368	14,708
General merchandise group	747	674,910	76,004	71,623	900	28,563	405	387,984	52,863	50,812	508	17,835
Department stores	120	518,016	53,660	51,707	...	...	51	296,761	39,431	38,789	...	...
Dry goods, general merchandise stores	216	48,480	9,233	8,385	447	14,708	218	61,721	9,393	8,016	197	8,563
Variety stores	411	108,414	13,111	11,531	453	13,855	136	29,502	4,039	4,007	311	9,272
Apparel group	1,757	330,576	48,279	44,139	2,784	87,737	612	130,391	20,189	18,047	1,260	41,977
Men's, boys' clothing, furnishings stores	402	82,169	16,213	14,441	620	23,724	184	33,045	7,817	6,391	304	13,052
Family clothing stores	172	43,179	7,287	7,060	268	9,728	71	31,797	4,279	3,865	130	5,444
Women's ready-to-wear stores	517	129,927	12,388	11,657	608	20,175	168	44,517	4,407	4,274	303	9,362
Millinery stores	65	2,462	111	78	181	2,432	37	825	32	35	51	423
Other apparel accessory, specialty stores	110	10,044	1,205	1,034	121	2,400	8	452	63	62	29	779
Shoe stores	403	50,054	8,852	7,757	497	17,639	96	13,304	2,368	2,203	237	7,407
Custom tailors	18	2,156	297	243	170	2,923	11	1,622	322	302	75	1,570
Furriers, fur shops	23	7,372	1,274	1,306	72	2,516	26	4,108	742	790	55	2,441
All other apparel stores	47	3,213	652	563	247	6,200	11	721	159	125	76	1,499
Furniture, furnishings, appliance group	1,144	205,666	37,735	33,328	2,234	67,541	475	88,245	16,238	14,149	922	32,915
Furniture stores	427	97,353	21,762	19,657	473	19,356	193	48,426	10,088	8,865	313	13,594
Floor covering, drapery stores	120	23,174	4,080	3,137	254	8,086	21	6,240	929	761	67	2,222
Other home furnishing stores	48	10,963	1,002	812	322	5,641	17	5,503	698	664	71	1,514
Household appliance stores	520	71,086	10,182	9,191	825	28,435	232	27,079	4,281	3,671	387	13,801
Radio stores	29	3,090	759	509	360	6,023	12	997	242	188	84	1,784
Automotive group	2,292	1,040,724	88,943	89,929	1,532	61,820	1,268	422,107	44,406	33,210	734	35,377
Motor vehicle (new and used) dealers	1,550	855,570	69,663	53,510	350	21,448	998	356,955	37,603	27,205	342	21,124
Motor vehicle (used) dealers	456	134,753	10,335	8,276	412	17,322	149	41,017	2,746	2,554	125	5,607
Tire, battery, accessory dealers	213	36,496	6,923	6,314	529	15,801	87	16,141	3,078	2,608	212	6,692
All other automotive dealers	73	13,905	2,027	1,829	241	7,249	34	7,994	979	843	55	1,954
Gasoline service stations	860	94,332	4,895	4,201	7,666	253,656	637	63,879	5,155	4,041	3,961	109,211
Lumber, building, hardware group	1,714	388,354	65,498	55,017	3,197	121,483	1,775	304,179	55,292	43,549	2,183	96,532
Lumber yards, building materials dealers	752	234,953	34,233	28,715	358	16,726	825	144,342	26,639	20,342	153	8,561
Plumbing, paint, electrical stores	270	37,673	5,845	5,242	967	31,520	88	11,726	1,616	1,449	330	11,486
Hardware stores	374	62,753	14,487	12,933	1,488	54,297	314	50,742	10,644	9,553	1,200	49,005
Farm equipment dealers	318	52,975	10,933	8,127	384	18,940	548	97,369	16,393	12,205	500	27,480
Drug and proprietary stores	885	166,031	17,788	16,236	1,447	66,221	248	43,205	5,647	5,367	754	35,038
Drug stores	841	158,609	17,229	15,702	1,132	55,556	241	42,444	5,578	5,314	674	32,404
Proprietary stores	44	7,422	559	534	315	10,665	7	761	69	53	80	2,634
Liquor stores	157	27,012	2,206	2,175	596	20,979	190	33,242	5,218	5,601	454	20,394
Second-hand stores	48	2,753	478	445	518	6,269	25	2,684	337	331	196	2,384
Other retail stores	1,461	289,328	42,017	35,332	4,806	118,798	640	126,196	15,167	13,797	1,982	52,627
Fuel, fuel oil dealers	426	110,045	12,990	8,580	566	23,264	106	36,284	3,920	3,133	162	6,697
Ice dealers	1	(x)	(x)	(x)	81	(x)	5	(1)	(1)	(1)	68	(1)
Feed, farm, garden supply stores	297	75,434	6,999	6,610	374	13,316	216	49,461	3,497	3,667	266	11,703
Jewelry stores	216	31,802	9,712	8,762	659	17,766	78	10,732	3,379	3,036	415	10,707
Book, stationery stores	64	14,546	2,123	1,972	149	3,331	25	8,415	1,109	1,113	71	1,832
Sporting goods stores, bicycle stores	39	8,124	1,951	1,975	455	9,744	18	2,854	785	783	183	4,148
Florists	55	(1)	(1)	(1)	606	(1)	32	2,690	104	96	107	2,470
Cigar stores and stands	62	9,946	621	537	259	4,763	33	2,741	160	137	88	1,939
News dealers, newsstands	28	2,375	125	121	103	2,724	4	(x)	(x)	(x)	29	(x)
Gift, novelty, souvenir stores	30	1,909	351	265	446	5,512	13	(1)	(1)	(1)	157	(1)
Music stores	69	13,937	3,798	3,451	203	4,878	34	5,289	1,010	887	80	2,119
Luggage, leather goods stores	7	1,568	484	463	33	1,098	4	(x)	(x)	(x)	21	(x)
Optical goods stores	17	978	119	119	27	724	11	1,109	109	108	9	393
Camera, photographic supply stores	28	4,786	986	792	115	3,519	13	1,743	329	220	18	506
Office, store machine and equipment dealers	18	2,895	563	510	88	2,883	6	439	105	67	43	1,386
All other retail stores	104	7,336	1,094	1,086	642	11,864	42	2,485	454	356	265	4,801

See footnotes at end of table.

Table 10F.—MERCHANDISE INVENTORIES OF LARGE STORES AND MULTIUNITS—STATE, BY KIND OF BUSINESS: 1948—Con.

STORES, SALES, AND MERCHANDISE INVENTORIES

[See text for explanatory material]

Kind of business	Mississippi						Missouri					
	Large stores and multiunits				Small single-unit stores		Large stores and multiunits				Small single-unit stores	
	Stores (Number)	Sales, entire year (Thousand dollars)	Merchandise inventories, at cost: End of year (Thousand dollars)	Merchandise inventories, at cost: Beginning of year (Thousand dollars)	Stores (Number)	Sales, entire year (Thousand dollars)	Stores (Number)	Sales, entire year (Thousand dollars)	Merchandise inventories, at cost: End of year (Thousand dollars)	Merchandise inventories, at cost: Beginning of year (Thousand dollars)	Stores (Number)	Sales, entire year (Thousand dollars)
State, total	3,698	628,708	74,502	61,805	17,843	379,626	10,205	2,521,559	289,880	260,231	40,411	1,046,778
Food group	662	96,423	5,535	5,295	8,076	140,625	2,046	460,577	19,355	19,467	10,145	277,497
Grocery stores, without fresh meat	101	7,251	542	538	4,774	52,177	157	16,083	1,345	1,056	2,516	36,474
Grocery stores, with fresh meat	527	86,391	4,816	4,608	3,096	84,506	1,587	381,060	16,758	16,634	5,631	202,866
Meat markets, fish markets	10	(1)	(1)	(1)	89	(1)	30	4,106	61	69	137	3,833
Fruit stores, vegetable markets	1	(x)	(x)	(x)	14	(x)	10	1,184	15	13	162	3,452
Candy, nut, confectionery stores	5	(1)	(1)	(1)	41	(1)	54	5,663	254	266	728	6,999
Dairy products store, milk dealers	13	853	34	30	8	291	105	38,246	636	780	126	3,025
Bakery products stores	3	(1)	(1)	(1)	42	(1)	44	2,431	75	83	444	10,703
Egg, poultry dealers	...	...	...	...	10	262	30	6,221	79	67	162	5,516
All other food stores	2	(x)	(x)	(x)	2	(x)	29	5,583	432	449	239	4,629
Eating and drinking places	214	9,158	225	204	3,316	37,095	800	73,116	2,499	2,931	9,465	183,716
Eating places	159	7,975	164	148	2,553	29,940	570	60,762	1,356	1,680	5,056	89,347
Drinking places	55	1,183	61	56	763	7,155	230	12,354	1,143	1,251	4,409	94,369
General stores	84	13,040	2,149	1,963	870	25,933	127	16,758	2,602	2,308	783	21,303
General merchandise group	358	88,678	13,105	11,861	592	19,483	571	515,143	77,111	79,586	876	25,260
Department stores	19	29,552	3,688	3,419	...	...	48	378,036	57,166	61,920	...	...
Dry goods, general merchandise stores	218	41,701	7,055	6,485	460	16,021	294	89,738	13,772	12,137	562	17,435
Variety stores	121	17,425	2,362	1,957	132	3,462	229	47,369	6,173	5,529	314	7,825
Apparel group	376	49,114	8,789	7,575	562	21,133	966	190,639	28,604	24,734	1,841	52,802
Men's, boys' clothing, furnishings stores	62	7,481	1,672	1,250	82	3,384	154	30,177	5,807	4,858	321	11,699
Family clothing stores	141	18,038	3,902	3,448	232	9,730	167	52,008	9,686	8,041	231	8,969
Women's ready-to-wear stores	120	18,616	2,390	2,236	139	4,953	283	72,187	7,517	6,760	496	14,122
Millinery stores	5	163	4	3	9	141	66	1,926	87	103	94	1,118
Other apparel accessory, specialty stores	3	(x)	(x)	(x)	5	(x)	43	4,191	320	287	61	987
Shoe stores	40	4,257	671	587	47	2,077	206	22,011	3,625	3,347	367	11,024
Custom tailors	2	(x)	(x)	(x)	14	(x)	10	1,832	353	263	125	1,897
Furriers, fur shops	...	...	...	...	...	...	16	4,449	912	795	18	741
All other apparel stores	3	(x)	(x)	(x)	34	(x)	21	1,858	297	280	128	2,245
Furniture, furnishings, appliance group	306	32,151	5,705	4,788	506	17,713	637	132,491	24,173	20,468	1,594	50,578
Furniture stores	171	20,262	3,700	3,302	238	9,232	266	78,097	15,609	13,907	450	17,146
Floor covering, drapery stores	1	(x)	(x)	(x)	26	(x)	29	6,126	1,165	826	98	3,275
Other home furnishing stores	5	644	103	67	34	536	32	10,105	1,557	949	221	3,918
Household appliance stores	127	11,120	1,878	1,399	172	6,377	301	37,529	5,677	4,710	683	23,810
Radio stores	2	(x)	(x)	(x)	36	(x)	9	634	165	76	142	2,429
Automotive group	634	191,099	18,710	13,283	379	15,829	1,454	522,026	51,296	37,539	1,383	50,871
Motor vehicle (new and used) dealers	517	174,345	16,316	11,301	116	6,669	1,039	439,159	41,949	29,769	260	14,561
Motor vehicle (used) dealers	39	(x)	(x)	(x)	48	(x)	221	52,954	3,971	2,967	403	16,188
Tire, battery, accessory dealers	76	7,469	1,577	1,315	199	6,886	173	24,256	4,511	4,055	664	18,194
All other automotive dealers	2	(x)	(x)	(x)	16	(x)	31	5,657	865	748	56	1,928
Gasoline service stations	219	16,368	1,097	902	1,780	44,267	434	40,757	2,031	1,743	5,663	132,644
Lumber, building, hardware group	426	79,852	12,947	10,522	437	18,609	1,270	223,877	43,489	35,041	1,939	69,393
Lumber yards, building materials dealers	152	31,415	4,032	3,462	85	3,599	594	111,963	21,442	17,900	230	10,252
Plumbing, paint, electrical stores	26	2,849	395	353	72	2,757	153	18,550	3,425	3,338	495	13,326
Hardware stores	105	18,231	3,786	3,470	207	8,496	165	28,532	6,312	5,760	915	29,255
Farm equipment dealers	143	27,357	4,734	3,237	73	3,757	358	64,832	12,310	8,043	299	16,560
Drug and proprietary stores	108	12,415	1,616	1,377	517	18,230	422	80,720	10,407	9,834	1,523	56,740
Drug stores	96	12,110	1,539	1,311	409	15,488	401	78,650	10,087	9,500	1,179	47,608
Proprietary stores	12	305	77	66	108	2,742	21	2,070	320	334	344	9,132
Liquor stores	3	(x)	(x)	(x)	16	(x)	324	29,599	3,868	3,987	907	29,188
Second-hand stores	9	444	154	263	71	915	41	1,239	146	111	689	6,934
Other retail stores	299	(x)	(x)	(x)	721	(x)	1,053	234,617	24,299	22,482	3,603	89,852
Fuel, fuel oil dealers	64	(x)	(x)	(x)	59	(x)	162	33,983	2,558	2,032	459	14,896
Ice dealers	5	(1)	(1)	(1)	23	(1)	12	797	62	55	89	1,171
Feed, farm, garden supply stores	119	23,402	1,609	1,332	154	6,807	449	121,020	8,079	7,822	822	28,962
Jewelry stores	48	4,529	1,462	1,374	112	3,032	88	17,509	6,289	5,691	483	11,331
Book, stationery stores	1	(x)	(x)	(x)	21	(x)	48	9,963	1,246	1,126	101	2,557
Sporting goods stores, bicycle stores	3	(x)	(x)	(x)	38	(x)	15	3,079	553	456	148	3,108
Florists	11	(1)	(1)	(1)	113	(1)	36	3,641	114	109	311	7,051
Cigar stores and stands	7	186	14	11	10	168	61	9,208	413	357	161	2,493
News dealers, newsstands	1	(x)	(x)	(x)	37	(x)	16	2,028	85	88	61	939
Gift, novelty, souvenir stores	1	(x)	(x)	(x)	37	(x)	16	1,628	387	322	320	2,621
Music stores	5	750	134	106	27	690	33	8,582	1,755	1,571	119	2,334
Luggage, leather goods stores	1	(x)	(x)	(x)	...	...	7	571	139	140	6	214
Optical goods stores	13	466	39	38	6	143	17	1,457	292	249	35	763
Camera, photographic supply stores	4	(x)	(x)	(x)	4	(x)	10	2,096	388	333	38	1,057
Office, store machine and equipment dealers	4	(x)	(x)	(x)	14	(x)	7	910	213	187	64	1,987
All other retail stores	12	(x)	(x)	(x)	66	(x)	76	18,145	1,726	1,944	386	8,368

See footnotes at end of table.

Table 10F.—MERCHANDISE INVENTORIES OF LARGE STORES AND MULTIUNITS—STATE, BY KIND OF BUSINESS: 1948—Con.

STORES, SALES, AND MERCHANDISE INVENTORIES

[See text for explanatory material]

Kind of business	Montana						Nebraska					
	Large stores and multiunits				Small single-unit stores		Large stores and multiunits				Small single-unit stores	
	Stores (Number)	Sales, entire year (Thousand dollars)	Merchandise inventories, at cost: End of year (Thousand dollars)	Merchandise inventories, at cost: Beginning of year (Thousand dollars)	Stores (Number)	Sales, entire year (Thousand dollars)	Stores (Number)	Sales, entire year (Thousand dollars)	Merchandise inventories, at cost: End of year (Thousand dollars)	Merchandise inventories, at cost: Beginning of year (Thousand dollars)	Stores (Number)	Sales, entire year (Thousand dollars)
State, total	2,070	412,149	54,325	45,440	6,038	190,474	4,344	903,407	112,357	95,661	12,529	414,466
Food group	385	82,345	4,416	4,303	1,269	43,736	809	159,980	7,194	7,390	4,342	86,620
Grocery stores, without fresh meat	51	7,186	540	534	451	11,293	52	6,658	551	554	374	10,366
Grocery stores, with fresh meat	281	68,431	3,762	3,641	591	26,011	631	136,802	6,213	6,398	1,481	63,633
Meat markets, fish markets	26	3,700	76	86	55	2,556	22	2,629	84	82	68	2,504
Fruit stores, vegetable markets	...	...	...	...	3	55	4	(x)	(x)	(x)	19	(x)
Candy, nut, confectionery stores	9	(1)	(1)	(1)	59	(1)	21	953	46	46	121	1,496
Dairy products stores, milk dealers	12	2,553	13	15	22	670	39	7,410	92	98	88	2,282
Bakery products stores	5	(1)	(1)	(1)	70	(1)	21	(1)	(1)	(1)	140	(1)
Egg, poultry dealers	1	(x)	(x)	(x)	4	(x)	16	2,715	65	54	40	1,412
All other food stores	...	...	...	...	14	173	3	(x)	(x)	(x)	11	(x)
Eating and drinking places	162	15,556	791	772	1,979	52,090	205	17,482	669	684	2,994	74,023
Eating places	87	9,625	331	350	784	18,790	158	14,216	344	330	1,692	35,066
Drinking places	75	5,931	460	422	1,195	33,300	47	3,266	325	354	1,302	38,957
General stores	28	5,149	866	801	118	5,174	45	9,826	1,380	1,272	161	6,622
General merchandise group	129	48,624	7,546	8,167	98	3,403	368	126,486	16,475	16,020	226	6,427
Department stores	17	17,226	2,734	3,412	...	...	28	73,430	8,456	8,555	...	...
Dry goods, general merchandise stores	89	25,594	4,001	3,943	50	1,921	140	33,590	5,553	4,955	86	3,053
Variety stores	23	5,804	811	812	48	1,482	100	19,466	2,466	2,510	140	3,374
Apparel group	133	20,659	3,984	3,638	280	10,037	228	49,714	8,242	6,968	512	17,636
Men's, boys' clothing, furnishings stores	47	6,935	1,787	1,643	72	3,083	61	10,276	2,441	2,005	133	5,984
Family clothing stores	20	5,150	923	814	30	1,353	24	12,905	2,203	1,715	45	1,432
Women's ready-to-wear stores	45	6,130	763	726	82	2,770	69	18,369	2,013	1,730	155	5,264
Millinery stores	6	167	5	6	9	273	7	(x)	(x)	(x)	12	(x)
Other apparel accessory, specialty stores	...	...	...	...	6	230	4	(x)	(x)	(x)	12	(x)
Shoe stores	11	1,341	415	353	31	1,240	55	6,693	1,403	1,329	98	3,212
Custom tailors	2	(x)	(x)	(x)	21	(x)	...	...	...	...	23	494
Furriers, fur shops	1	(x)	(x)	(x)	5	(x)	2	(x)	(x)	(x)	12	(x)
All other apparel stores	1	(x)	(x)	(x)	24	(x)	6	293	61	63	22	464
Furniture, furnishings, appliance group	110	15,753	3,737	2,851	196	7,216	334	45,502	9,687	7,744	562	20,858
Furniture stores	41	8,822	2,295	1,760	59	2,496	90	26,340	5,845	4,933	185	7,711
Floor covering, drapery stores	1	(x)	(x)	(x)	10	(x)	5	2,202	473	369	29	1,003
Other home furnishing stores	2	(x)	(x)	(x)	10	(x)	7	954	65	42	35	811
Household appliance stores	64	6,277	1,332	990	101	3,736	232	16,006	3,304	2,400	288	10,889
Radio stores	2	(x)	(x)	(x)	16	(x)	...	...	...	...	25	444
Automotive group	337	99,192	11,211	8,366	183	8,187	635	206,890	22,355	17,325	502	21,144
Motor vehicle (new and used) dealers	296	91,980	10,050	7,459	77	4,241	492	175,515	18,636	14,104	197	10,443
Motor vehicle (used) dealers	11	(x)	(x)	(x)	20	(x)	76	22,146	1,485	1,307	129	4,995
Tire, battery, accessory dealers	27	4,080	842	724	69	2,162	58	7,986	2,040	1,746	157	5,008
All other automotive dealers	3	(x)	(x)	(x)	17	(x)	9	1,243	194	168	19	698
Gasoline service stations	111	13,167	1,081	934	857	24,593	361	39,539	2,833	2,580	1,937	60,506
Lumber, building, hardware group	383	76,184	15,994	11,882	346	15,144	1,007	175,807	34,062	26,995	1,247	54,444
Lumber yards, building materials dealers	154	28,814	6,403	4,901	50	2,337	403	68,184	14,451	11,463	131	6,930
Plumbing, paint, electrical stores	16	2,033	329	278	55	1,947	62	7,517	1,115	997	191	6,351
Hardware stores	63	11,909	3,093	2,588	170	6,899	128	21,964	4,868	4,593	574	21,580
Farm equipment dealers	150	33,428	6,169	4,115	71	3,961	414	78,142	13,628	9,942	351	19,583
Drug and proprietary stores	45	(x)	(x)	(x)	202	(x)	125	(x)	(x)	(x)	536	(x)
Drug stores	43	6,950	1,348	1,200	156	6,809	123	17,323	2,822	2,592	421	18,516
Proprietary stores	2	(x)	(x)	(x)	46	(x)	2	(x)	(x)	(x)	95	(x)
Liquor stores	150	(x)	(x)	(x)	1	(x)	47	4,465	582	682	408	15,461
Second-hand stores	3	(x)	(x)	(x)	64	(x)	7	(x)	(x)	(x)	131	(x)
Other retail stores	94	12,813	2,276	1,573	445	11,935	273	49,528	5,901	5,271	971	28,290
Fuel, fuel oil dealers	8	1,859	87	73	23	851	30	7,723	729	700	68	2,916
Ice dealers	...	...	...	...	2	(x)	1	(x)	(x)	(x)	13	(x)
Feed, farm, garden supply stores	17	4,683	865	363	22	1,096	109	25,994	1,721	1,572	186	6,998
Jewelry stores	17	1,501	532	453	92	2,583	38	4,346	1,414	1,243	204	5,498
Book, stationery stores	5	659	98	122	15	465	12	2,916	574	480	38	763
Sporting goods stores, bicycle stores	9	668	159	126	55	1,078	7	1,898	518	451	44	962
Florists	6	610	24	26	38	1,024	3	(x)	(x)	(x)	71	(x)
Cigar stores and stands	4	(x)	(x)	(x)	23	(x)	28	1,006	42	48	45	762
News dealers, newsstands	5	296	37	34	27	860	2	(x)	(x)	(x)	26	(x)
Gift, novelty, souvenir stores	3	(x)	(x)	(x)	53	(x)	6	300	28	32	38	504
Music stores	8	1,122	244	188	13	396	10	2,609	494	410	23	877
Luggage, leather goods stores	1	(x)	(x)	(x)	8	(x)	...	...	...	...	11	338
Optical goods stores	...	...	...	...	2	(x)	3	(x)	(x)	(x)	14	(x)
Camera, photographic supply stores	2	(x)	(x)	(x)	5	(x)	4	(x)	(x)	(x)	13	(x)
Office, store machine and equipment dealers	1	(x)	(x)	(x)	14	(x)	7	747	58	45	24	847
All other retail stores	8	(x)	(x)	(x)	53	(x)	13	751	124	114	153	4,069

See footnotes at end of table.

Table 10F.—MERCHANDISE INVENTORIES OF LARGE STORES AND MULTIUNITS—STATE, BY KIND OF BUSINESS: 1948—Con.

STORES, SALES, AND MERCHANDISE INVENTORIES

[See text for explanatory material]

Kind of business	Nevada						New Hampshire					
	Large stores and multiunits				Small single-unit stores		Large stores and multiunits				Small single-unit stores	
	Stores (Number)	Sales, entire year (Thousand dollars)	Merchandise inventories, at cost: End of year (Thousand dollars)	Merchandise inventories, at cost: Beginning of year (Thousand dollars)	Stores (Number)	Sales, entire year (Thousand dollars)	Stores (Number)	Sales, entire year (Thousand dollars)	Merchandise inventories, at cost: End of year (Thousand dollars)	Merchandise inventories, at cost: Beginning of year (Thousand dollars)	Stores (Number)	Sales, entire year (Thousand dollars)
State, total	757	151,327	17,307	15,470	1,653	49,589	1,696	303,319	30,462	27,333	5,845	167,423
Food group	134	33,011	1,662	1,610	209	7,130	413	84,043	3,176	3,259	1,646	58,176
Grocery stores, without fresh meat	9	1,143	103	96	77	2,064	116	12,830	721	763	547	12,075
Grocery stores, with fresh meat	107	29,969	1,433	1,440	87	4,082	233	60,672	2,341	2,384	848	38,863
Meat markets, fish markets	7	(x)	(x)	(x)	7	(x)	4	(x)	(x)	(x)	55	(x)
Fruit stores, vegetable markets	...	...	...	...	...	...	7	324	4	4	42	1,048
Candy, nut, confectionery stores	5	(x)	(x)	(x)	7	(x)	13	548	34	35	39	549
Dairy products stores, milk dealers	6	841	53	58	6	264	32	8,165	47	52	43	2,185
Bakery products stores	...	...	...	...	17	409	4	(x)	(x)	(x)	61	(x)
Egg, poultry dealers	...	...	...	...	5	30	1	(x)	(x)	(x)	8	(x)
All other food stores	...	...	...	...	3	21	3	(x)	(x)	(x)	3	(x)
Eating and drinking places	124	12,133	527	572	600	14,668	120	(1)	(1)	(1)	1,101	(1)
Eating places	63	7,372	150	124	235	6,233	111	7,134	130	136	964	19,279
Drinking places	61	4,761	377	448	365	8,435	9	(1)	(1)	(1)	137	(1)
General stores	9	3,681	430	486	22	720	3	(x)	(x)	(x)	93	(x)
General merchandise group	42	16,955	2,864	2,674	22	785	95	24,234	3,768	3,571	123	3,093
Department stores	5	8,741	1,290	1,237	...	...	8	8,243	1,124	1,301	...	...
Dry goods, general merchandise stores	22	5,799	1,110	1,090	12	417	38	6,040	1,152	1,002	86	1,956
Variety stores	15	2,415	464	347	10	368	49	9,951	1,492	1,268	37	1,137
Apparel group	47	7,190	1,506	1,284	105	3,833	188	21,070	4,205	4,002	396	11,871
Men's, boys' clothing, furnishings stores	9	1,397	429	280	18	852	42	3,639	1,107	1,035	103	3,837
Family clothing stores	8	937	280	252	10	621	33	6,404	1,270	1,177	33	1,050
Women's ready-to-wear stores	18	3,687	522	464	44	1,509	51	6,767	842	828	104	3,127
Millinery stores	1	(x)	(x)	(x)	...	...	9	(x)	(x)	(x)	18	(x)
Other apparel accessory, specialty stores	2	(x)	(x)	(x)	1	(x)	8	(x)	(x)	(x)	21	(x)
Shoe stores	7	777	183	194	13	510	37	2,396	634	617	77	2,371
Custom tailors	...	...	...	...	4	56	...	...	...	...	12	71
Furriers, fur shops	1	(x)	(x)	(x)	...	...	2	(x)	(x)	(x)	10	(x)
All other apparel stores	1	(x)	(x)	(x)	15	(x)	6	586	83	99	18	465
Furniture, furnishings, appliance group	41	7,120	1,458	1,109	55	1,713	147	17,121	3,300	2,873	356	8,315
Furniture stores	17	3,720	876	743	12	405	42	7,728	1,811	1,624	73	2,798
Floor covering, drapery stores	1	(x)	(x)	(x)	10	(x)	4	(x)	(x)	(x)	15	(x)
Other home furnishing stores	5	(x)	(x)	(x)	12	(x)	8	(x)	(x)	(x)	141	(x)
Household appliance stores	17	3,050	513	308	18	600	87	7,534	1,239	1,056	89	3,447
Radio stores	1	(x)	(x)	(x)	3	(x)	6	460	67	37	38	873
Automotive group	101	33,511	3,418	2,622	54	2,593	206	53,498	5,334	3,740	169	7,817
Motor vehicle (new and used) dealers	78	26,921	2,871	2,124	18	1,007	174	48,079	4,741	3,297	58	3,594
Motor vehicle (used) dealers	15	5,300	341	311	17	723	16	(x)	(x)	(x)	39	(x)
Tire, battery, accessory dealers	6	(x)	(x)	(x)	11	(x)	14	1,420	298	234	50	1,858
All other automotive dealers	2	(x)	(x)	(x)	8	(x)	2	(x)	(x)	(x)	22	(x)
Gasoline service stations	76	6,341	306	260	272	7,889	37	2,529	148	148	821	20,100
Lumber, building, hardware group	45	11,159	2,146	1,855	47	2,134	126	29,947	4,936	4,329	175	5,708
Lumber yards, building materials dealers	22	6,684	1,220	1,075	9	368	52	13,196	1,836	1,519	21	809
Plumbing, paint, electrical stores	6	1,463	200	251	14	506	14	(x)	(x)	(x)	53	(x)
Hardware stores	10	1,822	433	362	17	946	48	13,059	2,259	2,178	82	2,560
Farm equipment dealers	7	1,190	293	167	7	314	12	(x)	(x)	(x)	19	(x)
Drug and proprietary stores	51	8,397	1,244	1,229	33	1,611	46	(x)	(x)	(x)	182	(x)
Drug stores	51	8,397	1,244	1,229	23	1,269	37	4,221	618	592	128	6,329
Proprietary stores	...	...	...	...	10	342	9	(x)	(x)	(x)	54	(x)
Liquor stores	12	1,051	149	159	28	997	40	13,840	898	955	...	...
Second-hand stores	4	(x)	(x)	(x)	27	(x)	2	(x)	(x)	(x)	63	(x)
Other retail stores	71	(x)	(x)	(x)	179	(x)	273	44,009	3,762	3,577	720	18,116
Fuel, fuel oil dealers	14	4,827	356	425	18	828	81	15,572	1,025	972	180	6,828
Ice dealers	...	...	...	...	...	...	...	...	...	...	39	275
Feed, farm, garden supply stores	6	1,399	205	187	5	257	107	23,946	1,787	1,746	23	1,063
Jewelry stores	12	1,302	465	434	31	734	12	1,253	369	291	72	1,854
Book, stationery stores	6	626	112	111	5	81	9	700	100	104	33	1,127
Sporting goods stores, bicycle stores	3	(x)	(x)	(x)	9	(x)	2	(x)	(x)	(x)	52	(x)
Florists	...	...	...	...	22	527	6	(1)	(1)	(1)	36	(1)
Cigar stores and stands	14	710	42	45	6	208	5	313	16	11	26	862
News dealers, newsstands	...	...	...	...	8	236	7	(1)	(1)	(1)	25	(1)
Gift, novelty, souvenir stores	7	303	93	103	25	343	15	(1)	(1)	(1)	121	(1)
Music stores	3	(x)	(x)	(x)	6	(x)	5	(x)	(x)	(x)	19	(x)
Luggage, leather goods stores	...	...	...	...	1	(x)	2	(x)	(x)	(x)	2	(x)
Optical goods stores	2	(x)	(x)	(x)	1	(x)	1	(x)	(x)	(x)	1	(x)
Camera, photographic supply stores	2	(x)	(x)	(x)	2	(x)	5	(x)	(x)	(x)	18	(x)
Office, store machine and equipment dealers	...	...	...	...	6	202	1	(x)	(x)	(x)	6	(x)
All other retail stores	2	(x)	(x)	(x)	34	(x)	15	419	142	116	67	1,285

See footnotes at end of table.

Table 10F.—MERCHANDISE INVENTORIES OF LARGE STORES AND MULTIUNITS—STATE, BY KIND OF BUSINESS: 1948—Con.

STORES, SALES, AND MERCHANDISE INVENTORIES

[See text for explanatory material]

Kind of business	New Jersey						New Mexico					
	Large stores and multiunits				Small single-unit stores		Large stores and multiunits				Small single-unit stores	
	Stores (Number)	Sales, entire year (Thousand dollars)	Merchandise inventories, at cost: End of year (Thousand dollars)	Merchandise inventories, at cost: Beginning of year (Thousand dollars)	Stores (Number)	Sales, entire year (Thousand dollars)	Stores (Number)	Sales, entire year (Thousand dollars)	Merchandise inventories, at cost: End of year (Thousand dollars)	Merchandise inventories, at cost: Beginning of year (Thousand dollars)	Stores (Number)	Sales, entire year (Thousand dollars)
State, total	12,379	2,922,505	276,708	254,394	56,711	1,556,700	1,670	323,138	44,417	37,119	6,172	154,415
Food group	3,176	775,259	24,622	23,781	17,779	482,643	291	61,916	3,299	3,288	1,807	38,165
Grocery stores, without fresh meat	672	74,000	4,141	4,334	4,798	107,309	17	737	89	89	885	10,157
Grocery stores, with fresh meat	1,337	513,398	16,994	16,153	3,797	141,310	258	57,612	3,065	3,062	801	25,873
Meat markets, fish markets	318	48,431	1,017	914	1,885	66,664	4	(x)	(x)	(x)	8	(x)
Fruit stores, vegetable markets	67	7,857	143	133	914	16,901	1	(x)	(x)	(x)	20	(x)
Candy, nut, confectionery stores	315	15,943	626	568	3,415	57,388	2	(x)	(x)	(x)	49	(x)
Dairy products stores, milk dealers	208	84,477	717	666	444	16,526	4	(x)	(x)	(x)	5	(x)
Bakery products stores	152	15,194	301	316	1,111	34,576	4	(x)	(x)	(x)	36	(x)
Egg, poultry dealers	51	7,301	82	93	300	8,354	1	(x)	(x)	(x)	...	(x)
All other food stores	56	8,658	601	604	1,115	33,615	...	...	...	...	3	...
Eating and drinking places	1,166	127,616	5,488	6,037	13,590	337,626	122	9,562	597	604	1,400	28,449
Eating places	817	99,169	2,915	3,016	5,973	133,583	69	5,882	251	239	856	15,685
Drinking places	349	28,447	2,573	3,021	7,617	204,043	53	3,680	346	365	544	12,764
General stores	5	671	116	127	66	2,161	46	8,274	1,539	1,489	127	4,006
General merchandise group	497	324,583	39,300	39,619	1,332	31,265	129	37,563	6,296	5,547	158	4,432
Department stores	43	220,985	25,022	25,959	...	...	9	11,446	1,962	1,655	...	...
Dry goods, general merchandise stores	194	26,971	5,452	5,192	1,030	22,618	71	18,559	3,091	2,768	116	3,426
Variety stores	260	76,627	8,826	8,468	302	8,647	49	7,558	1,243	1,124	42	1,006
Apparel group	1,623	267,055	41,869	38,162	4,236	126,481	124	19,935	3,966	3,301	244	8,403
Men's, boys' clothing, furnishings stores	338	58,926	13,431	11,354	822	29,481	21	3,717	802	613	32	1,470
Family clothing stores	116	49,814	6,898	7,221	297	9,429	40	5,972	1,432	1,366	46	1,794
Women's ready-to-wear stores	439	77,227	8,291	7,514	1,187	36,102	36	6,932	970	775	81	2,978
Millinery stores	59	1,652	96	82	254	3,560	1	(x)	(x)	(x)	5	(x)
Other apparel accessory, specialty stores	167	16,609	2,302	1,949	443	11,642	1	(x)	(x)	(x)	2	(x)
Shoe stores	364	45,642	7,515	6,935	548	17,891	21	2,485	544	463	35	1,203
Custom tailors	13	1,238	154	134	173	3,049	...	...	...	...	9	75
Furriers, fur shops	31	5,188	1,159	1,097	103	4,345	1	(x)	(x)	(x)	2	(x)
All other apparel stores	96	10,759	2,023	1,876	409	10,982	3	(x)	(x)	(x)	32	(x)
Furniture, furnishings, appliance group	1,010	202,160	35,028	30,089	2,266	72,792	129	18,289	3,760	2,833	175	5,537
Furniture stores	322	81,955	17,804	15,551	514	20,616	56	10,575	2,077	1,627	70	2,364
Floor covering, drapery stores	102	16,254	2,931	2,408	372	12,688	3	(x)	(x)	(x)	19	(x)
Other home furnishing stores	57	8,392	892	646	588	10,567	3	(x)	(x)	(x)	12	(x)
Household appliance stores	403	70,245	9,917	8,628	528	20,319	67	6,565	1,467	1,074	68	2,467
Radio stores	126	25,314	3,484	2,856	264	8,602	...	...	...	...	6	81
Automotive group	1,424	558,348	50,276	45,578	871	32,491	269	76,781	9,522	7,166	163	6,750
Motor vehicle (new and used) dealers	963	461,808	39,680	37,111	129	7,990	207	67,497	8,138	5,943	25	1,366
Motor vehicle (used) dealers	239	63,524	5,212	4,074	276	11,132	21	3,861	315	236	66	2,718
Tire, battery, accessory dealers	193	25,062	4,129	3,506	368	10,561	36	4,164	919	836	60	2,283
All other automotive dealers	29	7,954	1,255	887	98	2,808	5	1,259	150	151	12	383
Gasoline service stations	432	36,594	1,856	1,599	5,946	159,320	93	9,250	512	444	984	26,432
Lumber, building, hardware group	831	223,635	34,977	29,001	1,762	57,336	210	47,526	9,438	7,653	183	7,305
Lumber yards, building materials dealers	452	157,381	23,271	18,735	187	8,266	114	27,721	5,152	4,214	55	2,220
Plumbing, paint, electrical stores	162	23,594	3,334	3,078	575	18,367	16	3,976	613	507	35	1,160
Hardware stores	154	27,326	5,303	4,809	959	28,777	31	6,144	1,580	1,384	66	2,324
Farm equipment dealers	63	15,334	3,069	2,379	41	1,926	49	9,685	2,093	1,548	27	1,601
Drug and proprietary stores	399	60,265	8,976	8,493	1,341	55,637	70	11,089	1,650	1,389	144	6,091
Drug stores	385	58,223	8,815	8,319	1,203	50,433	66	10,981	1,619	1,362	112	5,215
Proprietary stores	14	2,042	161	174	138	5,204	4	108	31	27	32	876
Liquor stores	283	33,097	5,479	5,901	1,122	53,163	34	3,373	446	508	221	5,721
Second-hand stores	47	2,183	344	289	456	5,169	10	183	38	24	85	1,002
Other retail stores	1,486	311,039	28,377	25,718	5,944	140,616	143	19,397	3,354	2,873	481	12,122
Fuel, fuel oil dealers	523	145,960	9,039	7,647	765	29,325	30	4,148	419	345	22	871
Ice dealers	9	(1)	(1)	(1)	139	(1)	1	(x)	(x)	(x)	2	(x)
Feed, farm, garden supply stores	204	79,284	4,404	4,685	128	5,303	37	6,987	758	587	64	2,617
Jewelry stores	161	25,873	7,655	6,960	550	14,056	18	2,299	1,031	945	79	2,069
Book, stationery stores	39	6,496	1,127	1,086	312	8,646	7	1,427	307	262	14	373
Sporting goods stores, bicycle stores	27	3,406	784	719	302	6,711	2	(x)	(x)	(x)	29	(x)
Florists	44	2,022	45	43	676	12,888	5	294	24	22	40	838
Cigar stores and stands	89	22,642	1,571	1,298	714	14,531	3	(x)	(x)	(x)	6	(x)
News dealers, newsstands	163	7,148	337	278	250	6,397	4	(x)	(x)	(x)	30	(x)
Gift, novelty, souvenir stores	38	2,043	458	339	627	9,789	18	809	224	211	84	1,060
Music stores	28	2,936	504	441	189	4,567	5	752	132	103	15	416
Luggage, leather goods stores	6	1,014	174	220	39	1,144	...	...	...	...	4	(x)
Optical goods stores	19	1,052	113	82	70	1,669	...	...	...	...	2	(x)
Camera, photographic supply stores	27	4,138	985	895	103	3,193	1	(x)	(x)	(x)	9	(x)
Office, store machine and equipment dealers	8	1,209	286	175	61	1,730	...	...	...	...	13	395
All other retail stores	101	(1)	(1)	(1)	1,019	(1)	12	(x)	(x)	(x)	68	(x)

See footnotes at end of table.

Table 10F.—MERCHANDISE INVENTORIES OF LARGE STORES AND MULTIUNITS—STATE, BY KIND OF BUSINESS: 1948—Con.

STORES, SALES, AND MERCHANDISE INVENTORIES

[See text for explanatory material]

Kind of business	New York						North Carolina					
	Large stores and multiunits				Small single-unit stores		Large stores and multiunits				Small single-unit stores	
	Stores (Number)	Sales, entire year (Thousand dollars)	Merchandise inventories, at cost: End of year (Thousand dollars)	Merchandise inventories, at cost: Beginning of year (Thousand dollars)	Stores (Number)	Sales, entire year (Thousand dollars)	Stores (Number)	Sales, entire year (Thousand dollars)	Merchandise inventories, at cost: End of year (Thousand dollars)	Merchandise inventories, at cost: Beginning of year (Thousand dollars)	Stores (Number)	Sales, entire year (Thousand dollars)
State, total	39,396	10,082,652	953,364	870,454	156,286	4,543,874	7,131	1,529,337	170,988	150,515	33,749	719,323
Food group	11,741	5,458,737	76,443	74,559	48,488	1,480,681	1,169	238,347	10,841	9,793	14,179	248,851
Grocery stores, without fresh meat	2,755	362,547	20,868	20,714	14,777	422,617	154	14,390	1,136	1,097	9,119	95,331
Grocery stores, with fresh meat	3,626	1,306,636	44,720	43,461	7,467	295,381	914	208,621	9,268	8,232	4,190	139,683
Meat markets, fish markets	2,745	299,927	2,634	2,713	7,538	286,802	19	2,666	40	45	334	5,580
Fruit stores, vegetable markets	385	39,175	462	401	4,737	96,097	6	(1)	(1)	(1)	159	(1)
Candy, nut, confectionery stores	1,182	54,697	1,629	1,499	5,084	78,086	19	1,387	69	75	201	1,468
Dairy products stores, milk dealers	612	246,945	2,229	2,082	1,603	58,953	41	8,176	169	144	34	1,045
Bakery products stores	679	75,836	1,089	1,074	2,819	91,535	8	(1)	(1)	(1)	101	(1)
Egg, poultry dealers	280	31,081	80	85	921	27,053	2	(x)	(x)	(x)	20	(x)
All other food stores	218	35,903	1,822	2,030	3,642	124,157	6	1,456	131	168	21	352
Eating and drinking places	4,261	712,302	20,310	22,816	33,471	960,280	375	20,476	485	430	5,064	71,646
Eating places	3,371	626,977	14,939	17,065	17,170	458,852	331	19,411	440	389	4,123	61,708
Drinking places	890	85,325	5,371	5,751	16,301	501,428	44	1,065	45	41	941	9,938
General stores	47	7,689	1,162	1,238	512	17,369	120	24,535	3,881	3,561	880	19,735
General merchandise group	1,398	1,470,459	169,046	168,234	4,123	88,266	795	283,878	40,296	36,203	788	23,088
Department stores	162	1,136,034	122,523	123,663	...	...	121	149,145	18,852	17,313	...	...
Dry goods, general merchandise stores	530	96,150	18,594	17,654	3,142	65,390	370	81,972	13,792	12,330	671	19,988
Variety stores	706	238,275	27,929	27,527	981	22,876	304	52,761	7,652	6,560	117	3,100
Apparel group	5,319	1,363,602	188,329	179,736	13,870	383,694	788	121,535	19,251	16,530	1,106	39,892
Men's, boys' clothing, furnishings stores	1,216	283,982	56,503	51,275	2,518	89,432	163	24,065	4,746	3,830	266	10,957
Family clothing stores	340	319,820	37,302	38,190	764	22,169	195	28,992	5,976	5,361	242	9,546
Women's ready-to-wear stores	1,375	433,199	40,829	39,414	3,188	91,564	243	47,141	5,055	4,382	310	11,727
Millinery stores	179	6,730	453	381	983	14,618	18	979	22	26	29	430
Other apparel accessory, specialty stores	567	59,807	7,471	7,049	2,165	49,685	8	1,789	184	164	33	719
Shoe stores	1,215	181,136	31,137	29,095	1,777	53,789	138	16,417	2,682	2,416	109	4,401
Custom tailors	69	13,166	2,016	1,993	842	15,259	3	(x)	(x)	(x)	25	(x)
Furriers, fur shops	120	35,869	7,413	7,452	443	14,631	1	(x)	(x)	(x)	3	(x)
All other apparel stores	240	29,893	5,205	4,907	1,208	32,547	20	1,620	309	271	89	1,697
Furniture, furnishings, appliance group	2,902	642,285	105,804	93,583	7,446	208,164	647	95,649	16,639	13,861	1,226	42,882
Furniture stores	1,068	271,189	50,795	48,030	1,457	53,629	392	67,145	12,593	10,815	630	25,354
Floor covering, drapery stores	363	56,998	13,280	8,194	1,304	39,832	7	(1)	(1)	(1)	61	(1)
Other home furnishing stores	223	42,754	8,295	7,675	2,372	40,370	22	3,221	232	194	134	2,217
Household appliance stores	868	164,364	22,973	18,911	1,507	52,338	221	24,078	3,571	2,673	322	12,262
Radio stores	380	106,980	13,461	10,773	806	21,995	5	(1)	(1)	(1)	79	(1)
Automotive group	3,532	1,452,547	123,732	92,515	2,290	86,392	1,150	362,922	32,436	29,817	757	30,990
Motor vehicle (new and used) dealers	2,344	1,173,086	103,803	70,540	427	24,993	872	314,689	27,616	25,941	147	8,368
Motor vehicle (used) dealers	616	202,654	12,944	10,283	687	27,100	109	24,627	1,167	835	168	6,734
Tire, battery, accessory dealers	485	61,088	10,799	9,575	880	24,848	154	21,319	3,310	2,778	394	14,534
All other automotive dealers	87	15,719	2,186	2,117	296	9,471	15	2,287	343	263	48	1,354
Gasoline service stations	1,217	111,395	5,299	4,478	11,319	330,584	358	27,803	1,602	1,232	5,806	112,397
Lumber, building, hardware group	2,115	497,466	83,980	71,426	4,960	168,369	635	154,384	23,776	18,913	760	31,703
Lumber yards, building materials dealers	949	279,145	41,880	35,107	560	27,411	210	72,663	8,532	6,790	115	5,218
Plumbing, paint, electrical stores	400	56,582	9,129	8,018	1,676	50,371	60	7,950	1,488	1,023	166	5,536
Hardware stores	503	110,831	22,403	20,451	2,451	77,327	208	40,971	8,725	7,473	395	16,604
Farm equipment dealers	263	50,908	10,568	7,850	273	13,260	157	32,800	5,031	3,627	84	4,345
Drug and proprietary stores	1,343	191,966	27,350	25,639	4,829	181,344	210	32,777	4,474	4,089	773	34,082
Drug stores	1,317	189,801	27,123	25,373	4,580	172,398	202	32,326	4,422	4,063	611	28,674
Proprietary stores	26	2,165	227	266	249	8,946	8	451	52	26	162	5,408
Liquor stores	825	138,130	23,623	24,029	3,566	164,917	100	45,710	2,626	2,729	25	428
Second-hand stores	171	13,169	2,991	2,991	1,774	21,829	18	1,151	229	277	186	2,971
Other retail stores	5,125	1,030,785	119,235	104,310	19,638	451,985	766	120,170	14,452	13,080	2,199	60,658
Fuel, fuel oil dealers	1,085	353,463	19,786	16,899	1,540	64,735	128	19,772	1,332	938	313	11,316
Ice dealers	24	3,208	80	55	412	3,463	22	3,244	113	82	24	734
Feed, farm, garden supply stores	859	220,564	16,664	16,863	406	17,149	306	62,472	6,589	6,337	358	13,501
Jewelry stores	447	99,700	35,644	31,653	1,734	45,627	104	10,798	3,312	3,003	367	10,991
Book, stationery stores	298	90,903	9,903	9,937	1,056	30,428	32	8,430	1,168	1,071	51	1,783
Sporting goods stores, bicycle stores	140	27,662	5,215	4,807	812	18,204	27	3,369	602	542	72	1,936
Florists	197	14,358	368	282	1,664	35,000	18	(1)	(1)	(1)	311	(1)
Cigar stores and stands	415	58,640	4,033	3,716	4,845	94,199	8	1,981	78	73	27	361
News dealers, newsstands	584	24,983	891	830	1,352	25,403	37	1,577	105	95	53	1,236
Gift, novelty, souvenir stores	136	9,739	1,796	1,780	1,657	25,567	14	(1)	(1)	(1)	156	(1)
Music stores	128	26,723	4,786	4,112	568	12,119	29	3,019	571	448	83	1,965
Luggage, leather goods stores	67	11,663	2,822	2,035	147	6,137	...	...	...	...	2	(x)
Optical goods stores	103	7,679	951	917	316	6,810	3	(x)	(x)	(x)	14	(x)
Camera, photographic supply stores	123	35,393	5,961	5,467	356	10,925	6	915	96	85	22	580
Office, store machine and equipment dealers	21	2,445	421	400	146	4,484	4	(x)	(x)	(x)	48	(x)
All other retail stores	456	50,678	9,804	8,558	2,577	51,735	29	2,565	266	211	298	6,957

For footnotes at end of table.

Table 10F.—MERCHANDISE INVENTORIES OF LARGE STORES AND MULTIUNITS—STATE, BY KIND OF BUSINESS: 1948—Con.

STORES, SALES, AND MERCHANDISE INVENTORIES

[See text for explanatory material]

Kind of business	North Dakota						Ohio					
	Large stores and multiunits				Small single-unit stores		Large stores and multiunits				Small single-unit stores	
	Stores (Number)	Sales, entire year (Thousand dollars)	Merchandise inventories, at cost: End of year (Thousand dollars)	Merchandise inventories, at cost: Beginning of year (Thousand dollars)	Stores (Number)	Sales, entire year (Thousand dollars)	Stores (Number)	Sales, entire year (Thousand dollars)	Merchandise inventories, at cost: End of year (Thousand dollars)	Merchandise inventories, at cost: Beginning of year (Thousand dollars)	Stores (Number)	Sales, entire year (Thousand dollars)
State, total	2,121	414,379	61,227	49,255	6,080	193,803	21,675	5,337,745	515,077	456,413	65,296	2,035,428
Food group	301	50,484	2,873	2,820	1,247	45,369	5,514	1,185,178	38,410	38,253	19,380	631,168
Grocery stores, without fresh meat	70	7,886	646	691	479	15,045	506	59,303	3,086	3,446	3,387	76,203
Grocery stores, with fresh meat	205	40,186	2,170	2,070	582	25,311	3,154	846,708	30,518	30,114	9,656	380,920
Meat markets, fish markets	7	(1)	(1)	(1)	65	(1)	384	59,028	788	796	1,161	50,421
Fruit stores, vegetable markets	1	(x)	(x)	(x)	1	(x)	170	8,449	147	129	914	16,780
Candy, nut, confectionery stores	1	(x)	(x)	(x)	51	(x)	323	17,021	794	761	1,563	24,646
Dairy products stores, milk dealers	17	1,415	29	30	11	148	583	157,095	1,890	1,772	540	19,137
Bakery products stores	...	...	...	...	50	1,672	250	14,114	233	285	915	25,656
Egg, poultry dealers	...	...	...	...	2	(x)	68	9,116	72	68	302	9,835
All other food stores	...	...	...	...	6	56	76	14,342	882	882	942	27,570
Eating and drinking places	153	12,080	743	808	1,625	37,843	1,928	198,849	5,200	5,936	15,338	425,937
Eating places	78	6,780	165	159	834	15,922	1,262	146,889	3,314	3,825	6,601	156,047
Drinking places	75	5,300	578	649	791	21,921	666	51,960	1,886	2,111	8,737	269,890
General stores	42	6,663	1,202	1,121	80	3,645	69	13,308	1,835	1,822	571	18,472
General merchandise group	114	46,885	6,602	6,130	137	4,577	1,020	925,208	107,857	104,057	992	28,281
Department stores	20	21,756	3,137	3,120	...	...	147	714,189	79,126	77,880	...	...
Dry goods, general merchandise stores	70	19,761	2,690	2,341	73	2,578	357	81,226	13,426	11,939	530	15,972
Variety stores	24	5,368	775	669	64	1,999	516	129,793	15,305	14,238	462	12,309
Apparel group	113	21,344	3,709	3,241	201	7,601	1,982	366,413	54,190	51,704	3,151	99,815
Men's, boys' clothing, furnishings stores	38	7,046	1,616	1,417	58	2,566	421	87,959	16,505	16,469	734	30,103
Family clothing stores	13	2,295	506	479	29	1,197	214	69,419	10,770	10,903	286	9,979
Women's ready-to-wear stores	36	9,030	967	812	62	2,207	499	115,602	11,244	10,100	631	20,893
Millinery stores	5	(x)	(x)	(x)	1	(x)	100	2,716	116	84	219	2,557
Other apparel accessory, specialty stores	...	...	...	...	2	(x)	59	7,718	644	488	130	2,706
Shoe stores	13	1,670	418	356	30	1,061	587	66,576	12,340	11,335	619	20,709
Custom tailors	...	...	...	...	6	127	47	7,406	1,041	934	220	4,133
Furriers, fur shops	7	1,001	174	158	3	136	25	7,039	1,145	1,045	62	2,504
All other apparel stores	1	(x)	(x)	(x)	10	(x)	30	1,978	385	346	250	6,231
Furniture, furnishings, appliance group	107	15,969	3,357	2,745	214	7,264	1,443	272,197	51,788	45,425	2,875	87,359
Furniture stores	41	8,825	1,893	1,675	41	1,707	711	157,187	34,182	31,279	691	28,396
Floor covering, drapery stores	1	(x)	(x)	(x)	11	(x)	111	19,416	3,631	2,836	270	9,643
Other home furnishing stores	2	(x)	(x)	(x)	6	(x)	57	14,384	1,100	970	474	6,496
Household appliance stores	61	(x)	(x)	(x)	130	(x)	511	72,755	11,526	9,171	1,079	36,459
Radio stores	2	(x)	(x)	(x)	26	(x)	53	8,455	1,349	1,169	361	6,365
Automotive group	343	105,655	13,926	10,168	259	9,318	2,883	1,072,780	97,862	71,766	1,996	76,710
Motor vehicle (new and used) dealers	298	96,824	12,738	9,308	85	4,862	1,893	877,343	75,008	52,643	450	25,373
Motor vehicle (used) dealers	15	5,353	416	214	22	1,168	466	119,247	8,974	7,669	548	22,270
Tire, battery, accessory dealers	26	(x)	(x)	(x)	133	(x)	431	58,290	11,554	9,407	735	20,930
All other automotive dealers	4	(x)	(x)	(x)	19	(x)	93	17,900	2,326	2,047	263	8,137
Gasoline service stations	125	17,545	2,265	1,954	813	21,436	1,110	125,294	6,021	4,676	7,882	253,620
Lumber, building, hardware group	704	119,536	23,781	17,817	768	33,684	2,177	500,396	78,642	66,006	3,399	127,316
Lumber yards, building materials dealers	248	33,851	7,391	5,591	81	3,696	845	281,103	38,390	31,832	404	18,791
Plumbing, paint, electrical stores	18	2,966	380	298	78	2,857	383	45,805	7,861	7,144	1,065	32,009
Hardware stores	92	12,841	2,858	2,435	382	14,716	491	99,113	19,493	17,651	1,469	53,210
Farm equipment dealers	346	69,878	13,152	9,493	227	12,415	458	74,375	12,898	9,379	461	23,306
Drug and proprietary stores	40	7,184	1,061	960	179	7,190	839	131,372	15,464	14,282	1,878	85,073
Drug stores	35	6,621	1,004	903	125	5,555	788	126,894	14,724	13,697	1,510	72,186
Proprietary stores	5	563	57	57	54	1,635	51	4,478	740	585	368	12,887
Liquor stores	19	1,619	183	211	239	7,583	331	119,180	7,115	6,818	1,068	29,109
Second-hand stores	3	(x)	(x)	(x)	27	(x)	97	6,867	1,179	1,060	711	9,922
Other retail stores	57	(x)	(x)	(x)	291	(x)	2,282	420,905	49,514	44,608	6,055	162,646
Fuel, fuel oil dealers	11	1,683	203	104	29	1,030	413	79,037	6,098	4,209	764	32,488
Ice dealers	...	...	...	...	6	92	43	4,456	80	50	122	1,490
Feed, farm, garden supply stores	7	1,314	156	135	19	608	693	195,865	15,445	14,581	464	19,028
Jewelry stores	16	1,742	469	383	87	2,403	265	42,991	13,834	13,146	897	26,214
Book, stationery stores	3	(x)	(x)	(x)	12	(x)	97	20,768	3,135	2,841	158	4,614
Sporting goods stores, bicycle stores	2	(x)	(x)	(x)	23	(x)	54	9,286	2,111	1,823	399	8,959
Florists	2	(x)	(x)	(x)	14	(x)	98	6,414	171	151	699	15,737
Cigar stores and stands	2	(x)	(x)	(x)	2	(x)	188	17,075	930	842	498	8,756
News dealers, newsstands	1	(x)	(x)	(x)	14	(x)	50	4,285	223	214	204	5,713
Gift, novelty, souvenir stores	1	(x)	(x)	(x)	20	(x)	31	1,019	169	139	350	4,669
Music stores	7	(x)	(x)	(x)	8	(x)	76	9,825	2,272	1,973	292	7,314
Luggage, leather goods stores	1	(x)	(x)	(x)	1	(x)	19	2,958	697	688	25	958
Optical goods stores	...	...	...	...	3	92	32	2,320	292	249	83	1,941
Camera, photographic supply stores	2	(x)	(x)	(x)	4	(x)	52	7,146	1,425	1,257	107	3,090
Office, store machine and equipment dealers	1	(x)	(x)	(x)	9	(x)	8	1,391	270	242	107	3,788
All other retail stores	1	(x)	(x)	(x)	40	(x)	173	16,069	2,362	2,203	886	17,887

See footnotes at end of table.

Table 10F.—MERCHANDISE INVENTORIES OF LARGE STORES AND MULTIUNITS—STATE, BY KIND OF BUSINESS: 1948—Con.

STORES, SALES, AND MERCHANDISE INVENTORIES

[See text for explanatory material]

Kind of business	Oklahoma						Oregon					
	Large stores and multiunits				Small single-unit stores		Large stores and multiunits				Small single-unit stores	
	Stores (Number)	Sales, entire year (Thousand dollars)	Merchandise inventories, at cost: End of year (Thousand dollars)	Merchandise inventories, at cost: Beginning of year (Thousand dollars)	Stores (Number)	Sales, entire year (Thousand dollars)	Stores (Number)	Sales, entire year (Thousand dollars)	Merchandise inventories, at cost: End of year (Thousand dollars)	Merchandise inventories, at cost: Beginning of year (Thousand dollars)	Stores (Number)	Sales, entire year (Thousand dollars)
State, total	5,168	1,091,957	135,299	115,448	21,756	548,058	4,705	1,206,318	133,348	116,430	12,833	390,982
Food group	961	209,888	10,188	10,026	5,898	148,178	1,138	266,656	11,620	11,412	2,745	95,133
Grocery stores, without fresh meat	36	2,721	206	204	1,584	19,017	124	17,169	1,182	1,162	788	22,460
Grocery stores, with fresh meat	839	191,192	9,585	9,509	3,836	119,649	801	217,836	9,973	9,792	1,342	55,799
Meat markets, fish markets	10	(x)	(x)	(x)	37	(x)	87	14,582	269	238	196	7,537
Fruit stores, vegetable markets	3	(x)	(x)	(x)	48	(x)	14	1,158	20	24	72	1,690
Candy, nut, confectionery stores	8	(x)	(x)	(x)	152	(x)	26	1,737	40	63	100	1,293
Dairy products stores, milk dealers	44	10,070	143	61	36	898	37	11,670	106	97	38	1,327
Bakery products stores	16	1,870	53	53	159	4,066	41	1,462	14	15	162	4,146
Egg, poultry dealers	1	(x)	(x)	(x)	18	(x)	6	(x)	(x)	(x)	20	(x)
All other food stores	4	(x)	(x)	(x)	28	(x)	2	(x)	(x)	(x)	27	(x)
Eating and drinking places	220	16,596	394	345	4,944	78,220	345	33,007	667	651	3,372	82,536
Eating places	169	15,116	291	244	3,233	54,293	257	28,033	516	539	2,152	50,669
Drinking places	51	1,480	103	101	1,711	23,927	88	4,974	151	112	1,220	31,867
General stores	44	7,657	1,285	1,255	166	5,316	44	8,621	1,420	1,309	128	5,592
General merchandise group	449	172,651	24,925	23,938	585	18,603	233	207,310	31,072	30,666	342	9,470
Department stores	37	85,402	11,761	10,953	...	...	33	155,250	23,283	23,258	...	...
Dry goods, general merchandise stores	237	59,609	9,143	9,241	362	13,161	117	36,656	5,403	5,171	111	3,900
Variety stores	175	27,640	4,021	3,744	223	5,442	83	15,404	2,386	2,237	231	5,570
Apparel group	377	70,097	11,422	10,449	740	25,566	322	54,873	9,894	9,122	564	17,176
Men's, boys' clothing, furnishings stores	70	12,416	2,568	2,053	123	5,537	101	18,596	4,341	3,758	113	4,751
Family clothing stores	79	21,924	4,221	3,988	153	6,123	21	3,037	844	791	49	1,523
Women's ready-to-wear stores	130	25,651	3,052	2,818	229	7,834	115	23,823	2,998	2,983	165	4,983
Millinery stores	12	438	40	38	20	172	11	244	6	7	23	285
Other apparel accessory, specialty stores	11	(x)	(x)	(x)	19	(x)	7	664	64	63	7	113
Shoe stores	62	8,196	1,303	1,297	101	3,797	54	7,052	1,318	1,193	82	2,845
Custom tailors	2	(x)	(x)	(x)	32	(x)	2	(x)	(x)	(x)	38	(x)
Furriers, fur shops	3	(x)	(x)	(x)	1	(x)	6	946	234	244	15	483
All other apparel stores	8	510	66	62	62	1,163	5	(x)	(x)	(x)	72	(x)
Furniture, furnishings, appliance group	341	54,225	10,541	8,766	892	29,349	322	60,308	12,202	10,143	518	17,986
Furniture stores	185	34,139	7,511	6,455	380	13,093	158	35,749	8,491	7,225	162	6,004
Floor covering, drapery stores	10	2,658	444	323	39	1,304	18	2,666	726	638	49	1,808
Other home furnishing stores	9	(x)	(x)	(x)	75	(x)	12	3,343	334	286	64	1,080
Household appliance stores	136	15,867	2,500	1,935	340	12,888	127	18,024	2,587	1,951	186	7,875
Radio stores	1	(x)	(x)	(x)	58	(x)	7	526	64	43	57	1,219
Automotive group	1,029	295,289	30,882	22,356	1,032	41,081	647	266,350	26,287	18,566	382	16,671
Motor vehicle (new and used) dealers	680	230,399	23,685	16,157	217	12,201	437	224,398	21,592	14,451	67	4,139
Motor vehicle (used) dealers	163	38,887	2,710	2,478	290	12,477	98	22,537	1,900	1,513	143	6,552
Tire, battery, accessory dealers	171	22,736	4,145	3,442	484	15,103	90	13,948	2,158	1,998	116	4,257
All other automotive dealers	15	3,267	342	279	41	1,300	22	5,467	637	604	56	1,723
Gasoline service stations	253	19,147	1,251	1,121	3,560	80,978	281	26,969	1,414	1,075	2,130	63,372
Lumber, building, hardware group	968	169,036	33,702	27,458	1,137	45,170	551	123,653	19,805	15,461	676	27,290
Lumber yards, building materials dealers	562	104,549	21,279	17,934	191	7,962	280	60,507	8,169	6,550	129	5,797
Plumbing, paint, electrical stores	53	8,611	1,348	1,117	277	9,124	48	10,692	1,277	991	170	5,542
Hardware stores	87	11,451	2,984	2,591	439	15,989	109	21,311	4,747	4,093	318	13,066
Farm equipment dealers	266	44,425	8,091	5,816	230	12,095	114	31,143	5,612	3,827	59	2,885
Drug and proprietary stores	176	(x)	(x)	(x)	871	(x)	160	21,831	3,553	3,371	380	16,986
Drug stores	173	26,947	3,360	3,146	692	28,840	154	21,226	3,467	3,253	314	14,691
Proprietary stores	3	(x)	(x)	(x)	179	(x)	6	605	86	118	66	2,295
Liquor stores	2	(x)	(x)	(x)	22	(x)	157	39,261	2,826	2,801	10	232
Second-hand stores	25	2,088	394	375	477	4,865	19	2,011	262	272	280	3,857
Other retail stores	323	48,273	6,952	6,208	1,432	36,333	486	95,468	12,326	11,581	1,306	34,681
Fuel, fuel oil dealers	39	5,618	417	359	46	1,950	84	19,281	692	835	118	4,033
Ice dealers	8	(1)	(1)	(1)	46	(1)	1	(x)	(x)	(x)	3	(x)
Feed, farm, garden supply stores	82	13,594	1,147	1,026	304	10,570	177	43,072	4,680	4,460	106	5,060
Jewelry stores	40	8,459	2,355	2,056	222	6,257	62	10,290	3,283	2,930	186	5,292
Book, stationery stores	21	4,598	764	704	66	1,799	28	10,529	1,705	1,602	51	1,699
Sporting goods stores, bicycle stores	10	1,419	383	359	114	2,515	17	1,643	383	389	158	3,957
Florists	18	(x)	(x)	(x)	142	(x)	23	1,684	112	93	124	2,754
Cigar stores and stands	23	3,357	150	142	35	475	15	703	33	34	57	1,194
News dealers, newsstands	6	617	72	75	63	764	6	(x)	(x)	(x)	27	(x)
Gift, novelty, souvenir stores	3	(x)	(x)	(x)	88	(x)	15	(1)	(1)	(1)	146	(1)
Music stores	18	4,147	717	566	51	1,366	19	2,862	616	489	52	1,721
Luggage, leather goods stores	5	1,292	264	226	10	238	...	...	...	...	13	268
Optical goods stores	...	...	...	...	9	138	4	(x)	(x)	(x)	8	(x)
Camera, photographic supply stores	6	1,331	239	208	19	555	9	812	222	183	26	1,002
Office, store machine and equipment dealers	2	(x)	(x)	(x)	58	(x)	3	(x)	(x)	(x)	36	(x)
All other retail stores	42	1,344	183	178	159	3,329	23	2,593	367	372	195	3,824

See footnotes at end of table.

Table 10F.—MERCHANDISE INVENTORIES OF LARGE STORES AND MULTIUNITS—STATE, BY KIND OF BUSINESS: 1948—Con.

STORES, SALES, AND MERCHANDISE INVENTORIES

[See text for explanatory material]

Kind of business	Pennsylvania						Rhode Island					
	Large stores and multiunits				Small single-unit stores		Large stores and multiunits				Small single-unit stores	
			Merchandise inventories, at cost						Merchandise inventories, at cost			
	Stores (Number)	Sales, entire year (Thousand dollars)	End of year (Thousand dollars)	Beginning of year (Thousand dollars)	Stores (Number)	Sales, entire year (Thousand dollars)	Stores (Number)	Sales, entire year (Thousand dollars)	End of year (Thousand dollars)	Beginning of year (Thousand dollars)	Stores (Number)	Sales, entire year (Thousand dollars)
State, total	25,982	6,398,636	667,718	602,328	103,914	2,670,795	1,936	501,770	49,100	44,449	8,435	214,294
Food group	6,970	1,444,705	50,889	51,121	35,592	880,667	507	128,893	4,178	4,451	2,540	65,159
Grocery stores, without fresh meat	1,193	98,193	6,640	7,196	10,839	193,492	119	11,746	773	900	703	10,151
Grocery stores, with fresh meat	3,494	983,609	36,958	36,776	12,340	442,782	255	84,602	2,959	3,057	1,122	39,485
Meat markets, fish markets	504	62,377	891	867	2,075	75,299	20	3,985	64	68	110	3,355
Fruit stores, vegetable markets	221	15,115	308	301	1,806	26,589	6	1,236	9	14	86	1,278
Candy, nut, confectionery stores	364	24,206	1,238	1,071	4,899	51,238	40	3,283	111	131	214	3,098
Dairy products stores, milk dealers	588	205,606	3,057	3,011	809	26,304	42	21,765	175	204	38	1,541
Bakery products stores	373	24,173	389	384	1,493	37,293	17	(1)	(1)	(1)	189	(1)
Egg, poultry dealers	117	11,157	66	68	775	13,439	2	(x)	(x)	(x)	42	(x)
All other food stores	116	20,269	1,342	1,447	556	14,231	6	855	68	56	36	1,090
Eating and drinking places	1,772	202,529	4,615	4,580	23,585	538,102	177	19,517	629	643	1,890	39,572
Eating places	1,276	169,802	3,333	3,313	9,721	195,450	147	17,102	494	513	949	18,787
Drinking places	496	32,727	1,282	1,267	13,864	342,652	30	2,415	135	130	941	20,785
General stores	202	53,552	8,540	7,882	800	26,140	...	...	..	...	10	231
General merchandise group	1,227	1,252,708	153,010	148,691	1,578	38,476	82	68,958	8,753	8,761	204	4,058
Department stores	161	948,908	114,973	110,954	...	...	12	50,331	5,951	5,916	...	...
Dry goods, general merchandise stores	385	95,925	15,466	14,830	1,105	25,720	28	4,464	911	855	143	2,607
Variety stores	681	207,875	22,571	22,907	473	12,756	42	14,163	1,891	1,990	61	1,451
Apparel group	3,293	533,807	84,077	77,239	6,871	194,387	263	54,866	6,996	6,055	556	14,617
Men's, boys' clothing, furnishings stores	680	122,802	25,046	21,743	1,479	53,085	50	8,315	1,672	1,289	111	3,694
Family clothing stores	269	51,840	9,328	9,023	455	14,154	22	8,008	1,139	933	47	1,679
Women's ready-to-wear stores	859	207,245	21,525	20,431	1,737	53,972	79	25,604	2,143	1,966	113	2,846
Millinery stores	146	4,999	319	253	402	5,399	7	(1)	(1)	(1)	42	(1)
Other apparel accessory, specialty stores	260	19,743	2,449	2,315	686	12,288	29	1,600	303	282	54	948
Shoe stores	960	96,918	19,154	17,751	929	29,660	61	8,897	1,429	1,327	86	2,398
Custom tailors	31	3,525	352	296	427	7,217	...	...	...	...	37	395
Furriers, fur shops	73	16,781	4,070	3,791	167	5,339	3	(x)	(x)	(x)	12	(x)
All other apparel stores	115	9,954	1,829	1,636	589	13,273	12	1,614	223	154	54	1,301
Furniture, furnishings, appliance group	1,923	382,251	71,942	62,907	4,058	125,745	140	27,558	5,430	4,676	349	10,547
Furniture stores	867	219,893	46,939	42,159	952	38,963	88	16,031	3,691	3,188	129	4,918
Floor covering, drapery stores	122	21,602	4,366	3,405	412	12,930	7	1,608	241	174	38	1,083
Other home furnishing stores	94	22,607	2,325	2,157	842	13,632	6	(x)	(x)	(x)	75	(x)
Household appliance stores	758	101,475	16,077	13,335	1,477	50,391	35	8,084	1,224	1,133	57	2,261
Radio stores	82	16,674	2,235	1,861	375	9,829	4	(x)	(x)	(x)	50	(x)
Automotive group	3,359	1,177,335	116,225	85,515	1,947	80,359	261	94,392	9,585	7,182	129	4,169
Motor vehicle (new and used) dealers	2,472	1,016,653	97,530	70,629	600	35,675	176	76,587	7,454	5,346	11	620
Motor vehicle (used) dealers	389	102,007	7,921	5,842	425	16,488	47	11,872	1,007	827	65	2,599
Tire, battery, accessory dealers	444	50,292	9,609	8,043	736	23,245	32	5,229	1,011	871	31	646
All other automotive dealers	48	8,383	1,165	1,001	186	4,951	6	704	113	138	22	304
Gasoline service stations	1,041	81,534	4,097	3,508	11,076	279,042	52	3,915	246	199	1,013	26,731
Lumber, building, hardware group	1,823	442,658	74,875	63,044	3,542	120,160	89	34,323	5,856	5,429	225	6,765
Lumber yards, building materials dealers	771	238,563	34,937	28,717	443	21,472	49	21,368	3,269	3,036	23	737
Plumbing, paint, electrical stores	361	52,969	8,175	7,395	1,175	32,172	12	(x)	(x)	(x)	73	(x)
Hardware stores	425	100,189	21,385	19,210	1,590	50,934	24	10,638	2,052	1,932	127	3,880
Farm equipment dealers	266	50,937	10,378	7,722	334	15,582	4	(x)	(x)	(x)	2	(x)
Drug and proprietary stores	806	105,995	14,747	13,613	3,455	126,477	78	12,959	1,761	1,694	287	12,620
Drug stores	648	94,274	13,012	12,104	2,796	107,097	74	12,670	1,713	1,649	208	9,462
Proprietary stores	158	11,721	1,735	1,509	659	19,380	4	289	48	45	79	3,158
Liquor stores	658	203,043	18,945	20,802	625	24,090	34	5,185	879	936	229	9,211
Second-hand stores	97	5,372	1,418	3,367	802	10,403	5	471	87	69	87	920
Other retail stores	2,811	513,147	64,338	60,059	9,983	226,747	248	50,733	4,700	4,354	916	19,694
Fuel, fuel oil dealers	481	129,911	9,083	7,220	1,176	37,876	82	28,975	1,864	1,543	149	5,043
Ice dealers	28	(x)	(x)	(x)	196	(x)	2	(x)	(x)	(x)	32	(x)
Feed, farm, garden supply stores	764	200,224	17,911	19,208	536	23,640	34	7,727	471	524	18	954
Jewelry stores	339	50,844	16,963	15,813	1,261	33,727	21	4,554	1,316	1,251	67	1,718
Book, stationery stores	123	21,882	3,585	3,127	361	8,603	11	1,602	276	300	24	568
Sporting goods stores, bicycle stores	70	13,163	3,581	2,985	469	10,297	5	272	32	31	41	744
Florists	106	6,686	237	207	1,063	21,778	9	607	39	35	98	1,529
Cigar stores and stands	213	30,533	2,200	1,907	1,496	20,810	26	2,377	128	97	121	1,855
News dealers, newsstands	180	10,832	550	493	493	12,487	11	(1)	(1)	(1)	93	(1)
Gift, novelty, souvenir stores	68	1,999	487	485	951	11,102	10	(1)	(1)	(1)	104	(1)
Music stores	104	13,635	3,065	2,595	412	9,042	9	742	185	199	27	359
Luggage, leather goods stores	14	1,842	369	309	55	1,468	2	(x)	(x)	(x)	7	(x)
Optical goods stores	58	3,652	444	427	120	2,664	1	(x)	(x)	(x)	10	(x)
Camera, photographic supply stores	50	9,240	1,915	1,578	124	3,759	5	991	146	164	13	212
Office, store machine and equipment dealers	12	2,002	397	354	113	3,795	...	...	...	...	16	566
All other retail stores	201	(x)	(x)	(x)	1,157	(x)	20	1,413	137	119	96	1,414

See footnotes at end of table.

Table 10F.—MERCHANDISE INVENTORIES OF LARGE STORES AND MULTIUNITS—STATE, BY KIND OF BUSINESS: 1948—Con.

STORES, SALES, AND MERCHANDISE INVENTORIES

[See text for explanatory material]

Kind of business	South Carolina						South Dakota					
	Large stores and multiunits				Small single-unit stores		Large stores and multiunits				Small single-unit stores	
	Stores (Number)	Sales, entire year (Thousand dollars)	Merchandise inventories, at cost: End of year (Thousand dollars)	Merchandise inventories, at cost: Beginning of year (Thousand dollars)	Stores (Number)	Sales, entire year (Thousand dollars)	Stores (Number)	Sales, entire year (Thousand dollars)	Merchandise inventories, at cost: End of year (Thousand dollars)	Merchandise inventories, at cost: Beginning of year (Thousand dollars)	Stores (Number)	Sales, entire year (Thousand dollars)
State, total	4,11[illegible]	743,800	69,042	60,496	16,858	404,379	2,102	400,082	55,598	47,600	6,891	222,110
Food group	867	143,982	6,255	5,633	6,943	134,833	288	57,532	3,221	3,293	1,364	49,350
Grocery stores, without fresh meat	111	6,427	384	350	3,683	43,164	41	6,024	434	448	298	7,932
Grocery stores, with fresh meat	681	128,900	5,607	5,063	2,904	84,552	222	49,037	2,772	2,775	813	34,052
Meat markets, fish markets	24	2,378	44	34	127	2,751	3	(x)	(x)	(x)	61	(x)
Fruit stores, vegetable markets	1	(x)	(x)	(x)	75	(x)	2	(x)	(x)	(x)	8	(x)
Candy, nut, confectionery stores	22	568	25	33	48	506	1	(x)	(x)	(x)	61	(x)
Dairy products stores, milk dealers	20	3,621	47	44	31	921	11	1,831	48	44	28	1,109
Bakery products stores	6	(1)	(1)	(1)	56	(1)	8	(1)	(1)	(1)	72	(1)
Egg, poultry dealers	...	...	...	...	11	309	...	...	...	...	9	207
All other food stores	2	(x)	(x)	(x)	8	(x)	...	...	...	...	14	195
Eating and drinking places	235	11,939	198	171	2,512	33,056	98	5,897	247	259	1,543	36,399
Eating places	205	11,251	191	165	2,133	29,740	63	3,752	83	74	899	20,318
Drinking places	30	688	7	6	379	3,316	35	2,145	164	185	644	16,081
General stores	79	12,127	1,169	1,095	404	11,318	57	13,105	2,040	1,961	76	3,000
General merchandise group	451	120,191	16,491	15,328	471	15,444	114	47,273	6,970	6,591	138	5,553
Department stores	51	46,933	5,362	4,636	...	...	20	29,295	3,770	3,596	...	...
Dry goods, general merchandise stores	226	43,399	7,007	6,804	389	13,261	61	15,421	2,243	2,115	89	3,992
Variety stores	174	29,859	4,122	3,888	82	2,183	33	6,557	957	880	49	1,561
Apparel group	381	57,187	6,477	5,959	553	20,284	127	18,912	3,328	3,040	248	8,101
Men's, boys' clothing, furnishings stores	71	10,915	1,734	1,522	132	5,681	33	4,701	1,166	1,132	52	2,374
Family clothing stores	98	14,960	1,754	1,717	122	5,150	15	1,834	533	443	28	1,128
Women's ready-to-wear stores	144	24,637	2,206	1,994	161	5,645	53	9,624	1,098	980	79	2,101
Millinery stores	15	415	11	11	15	304	6	(x)	(x)	(x)	5	(x)
Other apparel accessory, specialty stores	...	...	...	...	10	109	1	(x)	(x)	(x)	4	(x)
Shoe stores	47	5,751	712	653	56	2,221	15	2,199	425	385	50	1,735
Custom tailors	2	(x)	(x)	(x)	17	(x)	1	(x)	(x)	(x)	9	(x)
Furriers, fur shops	...	...	...	...	1	(x)	3	(x)	(x)	(x)	2	(x)
All other apparel stores	4	(x)	(x)	(x)	39	(x)	...	...	...	...	19	319
Furniture, furnishings, appliance group	358	50,720	7,049	5,813	551	19,500	130	15,388	2,905	2,312	308	10,427
Furniture stores	245	37,450	5,372	4,622	297	11,952	40	9,197	1,733	1,403	74	3,366
Floor covering, drapery stores	6	794	135	97	32	931	...	...	...	...	6	221
Other home furnishing stores	5	(x)	(x)	(x)	68	(x)	2	(x)	(x)	(x)	14	(x)
Household appliance stores	101	11,527	1,462	1,053	137	5,161	88	(x)	(x)	(x)	184	(x)
Radio stores	1	(x)	(x)	(x)	17	(x)	...	...	...	...	30	427
Automotive group	633	191,444	13,849	11,690	418	19,350	334	97,776	11,614	9,887	292	11,536
Motor vehicle (new and used) dealers	431	155,456	11,240	9,544	83	5,312	270	83,700	9,749	8,299	109	5,919
Motor vehicle (used) dealers	114	24,560	1,032	777	116	5,281	28	7,338	637	541	50	1,738
Tire, battery, accessory dealers	82	10,057	1,493	1,252	204	8,215	29	(x)	(x)	(x)	106	(x)
All other automotive dealers	6	1,371	84	117	15	542	7	(x)	(x)	(x)	27	(x)
Gasoline service stations	204	13,182	634	570	2,315	53,723	123	14,150	1,278	1,108	1,113	29,029
Lumber, building, hardware group	326	75,367	9,649	8,183	392	17,078	648	106,128	20,457	15,829	804	35,403
Lumber yards, building materials dealers	119	34,201	3,379	2,586	67	3,457	278	40,448	8,456	6,360	71	3,286
Plumbing, paint, electrical stores	20	3,638	520	483	78	2,185	14	1,596	339	198	115	4,100
Hardware stores	109	25,107	4,205	3,883	202	9,021	79	10,556	2,300	1,984	377	14,922
Farm equipment dealers	78	13,021	1,545	1,231	45	2,415	277	53,530	9,362	7,287	241	13,095
Drug and proprietary stores	117	15,717	1,724	1,488	445	19,512	52	(x)	(x)	(x)	223	(x)
Drug stores	108	15,350	1,694	1,459	397	17,860	51	6,588	1,228	1,081	165	7,626
Proprietary stores	9	367	30	29	48	1,652	1	(x)	(x)	(x)	58	(x)
Liquor stores	109	9,508	753	821	733	31,255	33	3,452	389	470	312	11,710
Second-hand stores	14	763	170	161	121	2,030	...	...	...	...	38	334
Other retail stores	338	41,073	4,674	4,084	1,000	26,996	98	(x)	(x)	(x)	432	(x)
Fuel, fuel oil dealers	56	9,185	503	336	127	4,902	23	2,303	282	261	29	874
Ice dealers	11	1,718	103	48	14	244	2	(x)	(x)	(x)	9	(x)
Feed, farm, garden supply stores	139	18,867	1,280	1,266	152	6,307	26	6,933	791	711	78	2,497
Jewelry stores	46	4,866	1,758	1,500	189	5,042	15	1,516	388	357	87	2,520
Book, stationery stores	10	1,844	259	236	25	696	2	(x)	(x)	(x)	14	(x)
Sporting goods stores, bicycle stores	8	984	258	243	47	1,359	3	(x)	(x)	(x)	29	(x)
Florists	9	(1)	(1)	(1)	176	(1)	2	(x)	(x)	(x)	21	(x)
Cigar stores and stands	12	647	38	38	6	119	4	(x)	(x)	(x)	8	(x)
News dealers, newsstands	8	(x)	(x)	(x)	28	(x)	1	(x)	(x)	(x)	11	(x)
Gift, novelty, souvenir stores	5	(1)	(1)	(1)	58	(1)	3	(x)	(x)	(x)	43	(x)
Music stores	13	(x)	(x)	(x)	41	(x)	2	(x)	(x)	(x)	26	(x)
Luggage, leather goods stores	...	...	...	...	4	140	1	(x)	(x)	(x)	11	(x)
Optical goods stores	...	...	...	...	11	343	...	...	...	...	1	(x)
Camera, photographic supply stores	3	(x)	(x)	(x)	10	(x)	2	(x)	(x)	(x)	4	(x)
Office, store machine and equipment dealers	1	(x)	(x)	(x)	12	(x)	2	(x)	(x)	(x)	12	(x)
All other retail stores	17	(1)	(1)	(1)	100	(1)	10	(x)	(x)	(x)	49	(x)

See footnotes at end of table.

Table 10F.—MERCHANDISE INVENTORIES OF LARGE STORES AND MULTIUNITS—STATE, BY KIND OF BUSINESS: 1948—Con.

STORES, SALES, AND MERCHANDISE INVENTORIES

[See text for explanatory material]

Kind of business	Tennessee						Texas					
	Large stores and multiunits				Small single-unit stores		Large stores and multiunits				Small single-unit stores	
	Stores (Number)	Sales, entire year (Thousand dollars)	Merchandise inventories, at cost: End of year (Thousand dollars)	Merchandise inventories, at cost: Beginning of year (Thousand dollars)	Stores (Number)	Sales, entire year (Thousand dollars)	Stores (Number)	Sales, entire year (Thousand dollars)	Merchandise inventories, at cost: End of year (Thousand dollars)	Merchandise inventories, at cost: Beginning of year (Thousand dollars)	Stores (Number)	Sales, entire year (Thousand dollars)
State, total	6,562	1,440,170	160,509	143,857	26,130	648,269	21,611	4,729,750	546,525	466,040	69,063	1,789,127
Food group	1,381	242,161	11,615	11,296	10,398	217,593	4,383	927,127	42,052	40,404	19,834	512,801
Grocery stores, without fresh meat	99	8,735	705	649	5,922	72,268	506	48,160	3,143	3,103	6,702	91,578
Grocery stores, with fresh meat	1,150	214,079	10,295	10,030	4,006	136,226	3,515	816,165	37,274	35,605	11,290	384,326
Meat markets, fish markets	10	(x)	(x)	(x)	78	(x)	81	8,953	258	196	340	10,969
Fruit stores, vegetable markets	4	(x)	(x)	(x)	108	(x)	14	1,803	27	33	231	3,015
Candy, nut, confectionery stores	28	(x)	(x)	(x)	135	(x)	67	2,374	112	125	441	4,013
Dairy products stores, milk dealers	62	10,680	168	149	24	853	101	33,113	561	647	61	1,839
Bakery products stores	17	(x)	(x)	(x)	84	(x)	55	4,816	161	163	555	11,117
Egg, poultry dealers	5	(x)	(x)	(x)	17	(x)	31	6,600	154	134	119	3,925
All other food stores	6	4,283	248	274	24	552	13	5,143	362	398	95	2,019
Eating and drinking places	489	33,077	616	565	4,887	81,772	1,803	122,132	2,236	2,200	15,382	265,242
Eating places	390	30,103	548	494	3,347	61,769	1,273	107,509	1,594	1,580	9,913	197,894
Drinking places	99	2,974	68	71	1,540	20,003	530	14,623	642	620	5,469	67,348
General stores	82	10,507	1,595	1,486	1,235	30,514	136	29,717	4,357	3,981	939	28,042
General merchandise group	572	285,562	38,713	38,062	808	25,442	1,525	791,290	111,367	106,763	1,866	57,211
Department stores	53	203,379	25,408	25,728	...	...	110	495,888	65,706	65,566	...	...
Dry goods, general merchandise stores	303	48,522	8,603	8,031	630	21,306	776	187,299	30,317	27,156	1,140	40,285
Variety stores	216	33,661	4,702	4,303	178	4,136	639	108,103	15,344	14,041	726	16,926
Apparel group	656	116,774	16,942	15,049	763	25,631	1,636	332,900	52,852	46,717	2,223	72,581
Men's, boys' clothing, furnishings stores	107	19,658	4,029	3,433	140	5,617	283	59,043	12,175	9,742	472	18,535
Family clothing stores	163	29,737	5,283	4,840	177	7,260	377	92,997	17,608	16,520	352	15,416
Women's ready-to-wear stores	188	45,813	4,165	3,710	180	5,553	531	121,787	13,995	12,465	689	20,714
Millinery stores	24	864	15	19	35	683	36	1,779	86	71	91	1,423
Other apparel accessory, specialty stores	14	1,096	94	89	25	383	43	5,143	615	572	44	806
Shoe stores	131	16,711	2,833	2,517	100	3,767	313	46,461	7,345	6,450	190	6,833
Custom tailors	7	454	81	75	51	1,243	18	(x)	(x)	(x)	116	(x)
Furriers, fur shops	5	1,268	165	178	4	137	4	(x)	(x)	(x)	7	(x)
All other apparel stores	17	1,233	277	189	51	988	31	2,648	501	488	262	5,954
Furniture, furnishings, appliance group	508	87,209	15,526	13,141	961	34,426	1,516	253,304	47,103	37,133	2,538	85,842
Furniture stores	310	58,437	11,353	9,949	424	17,040	699	143,027	29,959	24,750	994	37,298
Floor covering, drapery stores	11	(x)	(x)	(x)	49	(x)	49	8,741	1,479	917	162	5,129
Other home furnishing stores	13	2,867	151	124	112	2,072	71	13,908	1,871	1,568	348	7,223
Household appliance stores	171	23,392	3,540	2,654	321	12,479	683	86,462	13,565	9,721	903	33,486
Radio stores	3	(x)	(x)	(x)	55	(x)	14	1,166	229	177	131	2,706
Automotive group	928	356,114	31,872	27,944	616	25,308	3,174	1,111,587	112,101	79,967	2,692	108,347
Motor vehicle (new and used) dealers	618	277,335	24,881	22,168	124	6,841	2,090	892,729	87,894	59,663	534	30,347
Motor vehicle (used) dealers	191	55,527	3,081	2,713	163	7,165	529	129,222	9,157	7,559	681	28,356
Tire, battery, accessory dealers	99	19,945	3,420	2,762	300	10,035	507	79,213	13,583	11,511	1,293	44,200
All other automotive dealers	20	3,307	490	301	29	1,267	48	10,423	1,467	1,234	184	5,444
Gasoline service stations	373	30,250	1,811	1,495	2,838	82,481	1,009	88,498	5,021	4,162	10,283	261,311
Lumber, building, hardware group	596	138,382	22,770	17,541	841	34,673	2,956	605,192	105,373	84,918	2,688	111,385
Lumber yards, building materials dealers	228	72,082	9,468	7,473	174	8,103	1,707	388,033	62,116	51,289	691	32,160
Plumbing, paint, electrical stores	62	8,601	1,473	1,337	158	5,448	208	28,964	4,384	3,851	630	20,762
Hardware stores	161	30,990	7,063	5,720	417	16,367	356	52,895	13,379	11,534	951	35,588
Farm equipment dealers	145	26,709	4,766	3,011	92	4,755	685	135,300	25,494	18,244	416	22,875
Drug and proprietary stores	218	30,469	4,064	3,690	795	32,136	904	130,629	17,596	16,474	2,401	91,025
Drug stores	204	29,966	3,985	3,617	624	27,743	778	121,561	16,423	15,428	1,669	70,461
Proprietary stores	14	503	79	73	171	4,393	126	9,068	1,173	1,046	732	20,564
Liquor stores	194	31,718	3,067	2,894	193	11,126	818	67,089	10,830	10,903	1,749	46,902
Second-hand stores	31	2,751	572	565	228	3,755	112	7,711	963	847	1,169	15,337
Other retail stores	534	75,196	11,346	10,129	1,567	43,413	1,639	262,574	34,674	31,571	5,299	133,101
Fuel, fuel oil dealers	98	(x)	(x)	(x)	259	(x)	163	23,704	1,619	1,173	165	7,009
Ice dealers	22	(x)	(x)	(x)	28	(x)	34	1,731	19	18	226	2,604
Feed, farm, garden supply stores	140	24,892	2,219	2,042	268	9,863	553	109,537	6,890	6,606	1,066	42,584
Jewelry stores	95	15,237	5,576	5,126	210	6,069	241	53,457	15,047	14,057	719	18,214
Book, stationery stores	15	1,985	302	264	45	1,079	65	16,289	2,393	2,139	194	4,264
Sporting goods stores, bicycle stores	19	2,769	610	510	81	2,073	46	9,193	2,263	1,928	256	5,925
Florists	23	2,718	105	111	236	5,236	98	5,099	196	185	809	14,656
Cigar stores and stands	19	1,894	90	81	47	930	84	7,187	365	340	157	2,421
News dealers, newsstands	9	397	11	12	25	559	25	3,009	138	143	242	4,444
Gift, novelty, souvenir stores	9	(1)	(1)	(1)	101	(1)	39	1,278	365	289	282	3,503
Music stores	31	3,244	616	481	46	1,159	82	12,406	2,526	2,144	230	5,412
Luggage, leather goods stores	5	824	220	224	8	237	17	2,548	541	570	30	843
Optical goods stores	5	504	29	22	3	124	37	2,797	128	105	47	1,438
Camera, photographic supply stores	12	1,296	211	198	15	464	28	4,666	705	603	54	1,414
Office, store machine and equipment dealers	5	(1)	(1)	(1)	37	(1)	27	2,807	531	416	120	3,677
All other retail stores	27	2,057	245	244	158	3,468	100	6,866	946	855	702	14,693

See footnotes at end of table.

Table 10F.—MERCHANDISE INVENTORIES OF LARGE STORES AND MULTIUNITS—STATE, BY KIND OF BUSINESS: 1948—Con

STORES, SALES, AND MERCHANDISE INVENTORIES

[See text for explanatory material]

Kind of business	Utah						Vermont					
	Large stores and multiunits				Small single-unit stores		Large stores and multiunits				Small single-unit stores	
	Stores (Number)	Sales, entire year (Thousand dollars)	Merchandise inventories, at cost: End of year (Thousand dollars)	Merchandise inventories, at cost: Beginning of year (Thousand dollars)	Stores (Number)	Sales, entire year (Thousand dollars)	Stores (Number)	Sales, entire year (Thousand dollars)	Merchandise inventories, at cost: End of year (Thousand dollars)	Merchandise inventories, at cost: Beginning of year (Thousand dollars)	Stores (Number)	Sales, entire year (Thousand dollars)
State, total	2,089	438,969	49,908	45,043	4,751	139,798	1,144	218,327	25,870	22,978	3,931	119,477
Food group	401	84,797	3,934	4,059	1,018	32,602	269	50,755	2,287	2,247	1,095	38,875
Grocery stores, without fresh meat	16	1,554	117	103	273	5,776	77	9,620	663	658	285	5,685
Grocery stores, with fresh meat	329	77,105	3,640	3,807	497	21,480	158	35,989	1,547	1,528	660	29,132
Meat markets, fish markets	8	(x)	(x)	(x)	17	(x)	3	(x)	(x)	(x)	17	(x)
Fruit stores, vegetable markets	4	(x)	(x)	(x)	16	(x)	1	(x)	(x)	(x)	19	(x)
Candy, nut, confectionery stores	10	(1)	(1)	(1)	112	(1)	7	144	10	10	23	231
Dairy products stores, milk dealers	15	2,424	38	34	30	1,089	21	4,256	27	21	28	1,371
Bakery products stores	15	(1)	(1)	(1)	66	(1)	...	...	...	...	46	1,236
Egg, poultry dealers	2	(x)	(x)	(x)	1	(x)	...	...	...	...	...	...
All other food stores	2	(x)	(x)	(x)	6	(x)	2	(x)	(x)	(x)	17	(x)
Eating and drinking places	217	13,398	240	233	1,140	26,191	40	(x)	(x)	(x)	526	(x)
Eating places	155	11,528	218	207	681	16,711	38	3,434	47	52	486	11,602
Drinking places	62	1,870	22	26	459	9,480	2	(x)	(x)	(x)	40	(x)
General stores	34	8,439	1,219	1,161	130	4,206	8	(x)	(x)	(x)	123	(x)
General merchandise group	124	75,723	11,263	11,043	74	2,261	83	21,386	3,754	3,479	68	2,547
Department stores	13	47,796	7,606	7,759	...	...	10	8,282	1,308	1,360	...	...
Dry goods, general merchandise stores	68	18,227	2,425	2,102	52	1,717	39	6,032	1,387	1,153	31	1,153
Variety stores	43	9,700	1,232	1,142	22	544	34	7,072	1,059	966	37	1,394
Apparel group	150	27,471	4,302	3,758	211	6,681	79	9,602	1,938	1,853	241	8,099
Men's, boys' clothing, furnishings stores	34	6,471	1,304	970	48	2,098	16	2,364	682	588	47	2,125
Family clothing stores	20	3,832	734	641	17	514	10	1,626	334	346	38	1,492
Women's ready-to-wear stores	49	11,402	1,197	1,106	75	2,222	24	3,805	511	565	71	2,112
Millinery stores	8	182	4	3	5	159	8	85	6	6	7	59
Other apparel accessory, specialty stores	3	(x)	(x)	(x)	8	(x)	1	(x)	(x)	(x)	10	(x)
Shoe stores	28	3,907	710	679	24	891	18	1,520	357	319	32	1,246
Custom tailors	1	(x)	(x)	(x)	9	(x)	...	...	...	...	8	71
Furriers, fur shops	3	(x)	(x)	(x)	3	(x)	2	(x)	(x)	(x)	3	(x)
All other apparel stores	4	(x)	(x)	(x)	22	(x)	...	...	...	...	25	694
Furniture, furnishings, appliance group	149	28,268	5,072	4,520	200	6,813	71	8,893	2,034	1,856	217	5,333
Furniture stores	72	17,461	3,362	2,990	57	2,409	30	4,481	1,217	1,184	44	1,909
Floor covering, drapery stores	5	1,883	321	208	13	505	2	(x)	(x)	(x)	12	(x)
Other home furnishing stores	9	1,444	80	58	15	302	1	(x)	(x)	(x)	83	(x)
Household appliance stores	55	5,802	1,011	989	91	3,180	38	3,878	708	569	65	2,362
Radio stores	8	1,678	298	275	24	417	...	...	...	...	13	333
Automotive group	278	86,511	9,096	6,805	148	6,673	179	50,354	6,537	4,553	112	4,227
Motor vehicle (new and used) dealers	201	75,735	7,366	5,391	36	2,342	153	46,166	6,038	4,132	34	2,010
Motor vehicle (used) dealers	43	(x)	(x)	(x)	47	(x)	11	(x)	(x)	(x)	32	(x)
Tire, battery, accessory dealers	30	3,758	825	822	53	1,550	13	1,015	237	208	32	974
All other automotive dealers	4	(x)	(x)	(x)	12	(x)	2	(x)	(x)	(x)	14	(x)
Gasoline service stations	154	14,168	560	510	916	25,865	26	1,790	130	102	637	15,848
Lumber, building, hardware group	215	41,624	7,096	5,586	268	11,097	101	17,610	3,597	2,779	219	8,136
Lumber yards, building materials dealers	104	22,191	3,466	2,772	72	3,487	32	7,852	1,441	985	17	724
Plumbing, paint, electrical stores	30	4,973	878	900	98	3,366	17	2,060	338	303	88	2,891
Hardware stores	28	6,355	1,122	952	52	1,855	19	3,148	698	692	77	3,189
Farm equipment dealers	53	8,105	1,630	962	46	2,389	33	4,550	1,120	799	37	1,332
Drug and proprietary stores	77	(x)	(x)	(x)	130	(x)	14	(x)	(x)	(x)	126	(x)
Drug stores	74	12,171	1,378	1,413	111	5,014	12	1,667	327	277	92	4,723
Proprietary stores	3	(x)	(x)	(x)	19	(x)	2	(x)	(x)	(x)	34	(x)
Liquor stores	73	11,830	839	866	...	...	30	8,122	1,333	2,033	17	361
Second-hand stores	7	327	110	98	52	650	...	...	...	...	45	438
Other retail stores	210	(x)	(x)	(x)	464	(x)	244	43,594	3,757	3,628	505	12,408
Fuel, fuel oil dealers	38	5,390	443	437	62	1,689	44	7,822	624	504	91	3,954
Ice dealers	...	...	...	...	2	(x)	...	...	...	...	17	148
Feed, farm, garden supply stores	56	14,527	1,322	1,614	37	1,795	147	30,815	2,367	2,466	34	1,710
Jewelry stores	21	3,859	1,146	1,147	80	1,937	8	798	276	241	51	1,257
Book, stationery stores	13	2,767	681	679	13	317	7	930	157	141	15	358
Sporting goods stores, bicycle stores	12	1,467	280	267	45	1,002	9	539	127	96	21	335
Florists	9	510	11	19	63	1,460	2	(x)	(x)	(x)	21	(x)
Cigar stores and stands	10	507	35	45	9	171	5	541	38	34	38	970
News dealers, newsstands	3	(x)	(x)	(x)	4	(x)	6	325	17	17	32	728
Gift, novelty, souvenir stores	4	(x)	(x)	(x)	39	(x)	3	(x)	(x)	(x)	78	(x)
Music stores	13	2,402	584	480	20	469	2	(x)	(x)	(x)	19	(x)
Luggage, leather goods stores	1	(x)	(x)	(x)	1	(x)	...	...	...	...	...	...
Optical goods stores	11	1,014	65	85	3	27	...	...	...	...	2	(x)
Camera, photographic supply stores	7	464	56	57	11	255	...	...	...	...	6	107
Office, store machine and equipment dealers	1	(x)	(x)	(x)	8	(x)	...	...	...	...	6	122
All other retail stores	11	465	55	57	67	1,064	11	(x)	(x)	(x)	74	(x)

See footnotes at end of table.

Table 10F.—MERCHANDISE INVENTORIES OF LARGE STORES AND MULTIUNITS—STATE, BY KIND OF BUSINESS: 1948—Con.

STORES, SALES, AND MERCHANDISE INVENTORIES

[See text for explanatory material]

Kind of business	Virginia						Washington					
	Large stores and multiunits				Small single-unit stores		Large stores and multiunits				Small single-unit stores	
	Stores (Number)	Sales, entire year (Thousand dollars)	Merchandise inventories, at cost: End of year (Thousand dollars)	Merchandise inventories, at cost: Beginning of year (Thousand dollars)	Stores (Number)	Sales, entire year (Thousand dollars)	Stores (Number)	Sales, entire year (Thousand dollars)	Merchandise inventories, at cost: End of year (Thousand dollars)	Merchandise inventories, at cost: Beginning of year (Thousand dollars)	Stores (Number)	Sales, entire year (Thousand dollars)
State, total	6,835	1,597,246	167,098	142,419	25,289	630,161	6,799	1,650,689	192,104	170,392	18,932	570,617
Food group	1,423	317,758	12,867	11,657	9,939	203,094	1,603	357,910	15,461	15,453	4,616	157,598
Grocery stores, without fresh meat	158	13,526	758	826	4,801	54,052	245	34,308	2,301	2,317	2,019	57,478
Grocery stores, with fresh meat	1,009	266,313	11,001	9,795	3,948	127,279	1,059	282,944	12,447	12,405	1,617	68,855
Meat markets, fish markets	46	6,440	113	105	255	6,277	111	16,528	255	269	325	13,681
Fruit stores, vegetable markets	5	302	12	13	145	1,800	12	1,005	8	7	92	2,883
Candy, nut, confectionery stores	73	3,192	148	135	553	6,335	46	1,721	110	118	134	2,086
Dairy products stores, milk dealers	88	21,560	451	460	27	796	56	16,497	238	235	82	2,703
Bakery products stores	20	1,314	40	41	112	3,252	53	3,328	29	33	248	7,343
Egg, poultry dealers	5	1,554	100	54	37	933	9	(x)	(x)	(x)	15	(x)
All other food stores	19	3,557	244	228	61	2,370	12	(x)	(x)	(x)	84	(x)
Eating and drinking places	463	36,593	891	819	4,439	97,175	672	57,764	1,356	1,392	4,672	119,736
Eating places	421	35,194	834	764	3,585	78,794	460	46,946	847	885	2,822	67,586
Drinking places	42	1,399	57	55	854	18,381	212	10,818	509	507	1,850	52,150
General stores	142	24,567	3,226	2,856	1,640	37,705	47	10,199	1,856	1,701	66	2,800
General merchandise group	498	235,644	30,311	27,931	486	15,999	380	287,208	41,431	40,000	442	12,425
Department stores	77	139,195	16,677	16,225	...	...	56	214,278	29,845	28,007	...	...
Dry goods, general merchandise stores	210	47,980	7,440	6,467	350	11,284	171	45,193	6,915	6,795	164	5,513
Variety stores	211	48,469	6,194	5,239	136	4,715	153	27,737	4,671	4,198	278	6,912
Apparel group	746	118,830	19,444	17,214	895	33,973	553	89,752	16,891	15,336	944	28,698
Men's, boys' clothing, furnishings stores	178	25,221	5,700	4,953	231	9,636	138	24,474	6,630	5,869	207	8,359
Family clothing stores	157	28,059	5,497	4,959	182	7,825	46	8,343	2,006	1,830	60	2,278
Women's ready-to-wear stores	204	42,233	4,540	3,912	206	7,970	163	34,359	4,117	3,564	280	8,570
Millinery stores	23	(x)	(x)	(x)	38	(x)	32	1,026	48	41	26	321
Other apparel accessory, specialty stores	10	527	98	88	30	905	22	2,438	310	320	22	248
Shoe stores	127	18,664	2,901	2,684	99	4,130	124	16,343	3,137	3,102	118	4,532
Custom tailors	2	(x)	(x)	(x)	50	(x)	6	(x)	(x)	(x)	99	(x)
Furriers, fur shops	7	725	156	139	7	304	13	1,610	456	468	26	937
All other apparel stores	38	2,362	524	451	52	1,674	9	(x)	(x)	(x)	106	(x)
Furniture, furnishings, appliance group	513	90,114	15,996	13,776	884	28,683	422	79,734	15,675	13,296	757	24,344
Furniture stores	283	58,406	11,061	9,911	311	12,386	192	47,329	10,553	9,059	217	7,874
Floor covering, drapery stores	17	2,584	514	393	50	1,493	24	5,011	790	554	75	2,603
Other home furnishing stores	23	4,501	398	338	209	3,208	18	3,342	88	106	95	1,468
Household appliance stores	181	23,041	3,826	2,967	277	10,801	180	22,729	3,875	3,253	291	10,855
Radio stores	9	1,582	197	167	37	795	8	1,323	369	324	79	1,544
Automotive group	1,014	337,409	33,535	24,338	508	21,981	840	334,028	36,957	27,444	550	23,026
Motor vehicle (new and used) dealers	724	283,475	27,180	19,142	170	10,139	578	291,515	30,348	22,269	112	6,612
Motor vehicle (used) dealers	130	32,869	2,458	1,848	107	4,302	126	21,779	1,998	1,555	187	8,060
Tire, battery, accessory dealers	132	15,947	3,121	2,597	187	6,342	100	13,323	2,582	2,488	169	5,615
All other automotive dealers	28	5,118	776	751	44	1,198	36	7,411	1,989	1,132	82	2,739
Gasoline service stations	379	30,235	1,518	1,317	3,704	95,451	355	33,600	1,820	1,528	3,195	89,059
Lumber, building, hardware group	542	137,150	24,345	19,503	559	23,436	696	145,189	28,310	23,302	871	34,472
Lumber yards, building materials dealers	197	62,068	9,218	7,385	59	2,529	334	64,912	10,658	8,739	188	5,359
Plumbing, paint, electrical stores	29	3,908	781	645	136	4,641	74	10,315	1,800	1,661	232	7,597
Hardware stores	197	41,930	9,175	7,786	292	12,411	152	27,932	7,157	6,425	398	16,103
Farm equipment dealers	119	29,244	5,171	3,687	72	3,855	136	42,030	8,695	6,477	53	2,413
Drug and proprietary stores	305	51,530	5,937	5,476	564	25,547	249	40,497	6,425	5,851	598	26,183
Drug stores	266	48,850	5,615	5,160	375	17,977	236	39,784	6,316	5,757	504	23,445
Proprietary stores	39	2,680	322	316	189	7,570	13	713	109	94	94	2,738
Liquor stores	104	90,297	3,305	3,370	8	127	203	49,791	4,995	4,281	45	1,156
Second-hand stores	21	1,031	305	298	188	3,515	47	2,028	321	282	321	4,311
Other retail stores	685	126,088	15,418	13,864	1,475	43,475	732	162,989	20,606	20,526	1,855	46,839
Fuel, fuel oil dealers	139	(x)	(x)	(x)	219	(x)	194	50,092	2,118	2,084	214	7,468
Ice dealers	13	(x)	(x)	(x)	30	(x)	3	(x)	(x)	(x)	8	(x)
Feed, farm, garden supply stores	229	59,838	5,975	5,779	177	8,272	199	64,825	7,285	7,781	149	6,701
Jewelry stores	96	14,363	4,289	3,875	216	6,349	78	17,763	5,576	5,416	280	7,253
Book, stationery stores	23	3,416	646	619	52	1,692	38	9,408	1,670	1,733	84	2,310
Sporting goods stores, bicycle stores	15	1,847	432	360	54	1,693	35	5,075	1,269	1,244	222	4,768
Florists	34	2,320	71	62	165	3,834	26	2,014	95	96	210	4,206
Cigar stores and stands	19	1,380	80	98	25	577	42	2,895	230	190	100	1,949
News dealers, newsstands	25	2,095	158	148	93	2,156	3	(x)	(x)	(x)	19	(x)
Gift, novelty, souvenir stores	9	455	138	106	134	1,810	8	(1)	(1)	(1)	165	(1)
Music stores	21	2,909	624	555	60	1,644	26	3,945	909	720	93	2,647
Luggage, leather goods stores	...	...	...	...	6	257	5	466	115	122	16	430
Optical goods stores	15	1,262	188	190	24	855	7	(x)	(x)	(x)	13	(x)
Camera, photographic supply stores	10	1,085	117	110	32	1,209	17	1,744	510	393	26	931
Office, store machine and equipment dealers	4	551	142	136	34	1,105	4	(x)	(x)	(x)	36	(x)
All other retail stores	33	1,446	206	208	154	3,685	47	2,314	361	337	220	4,339

See footnotes at end of table.

Table 10F.—MERCHANDISE INVENTORIES OF LARGE STORES AND MULTIUNITS—STATE, BY KIND OF BUSINESS: 1948—Con.

STORES, SALES, AND MERCHANDISE INVENTORIES

[See text for explanatory material]

Kind of business	West Virginia						Wisconsin					
	Large stores and multiunits				Small single-unit stores		Large stores and multiunits				Small single-unit stores	
	Stores (Number)	Sales, entire year (Thousand dollars)	Merchandise inventories, at cost: End of year (Thousand dollars)	Merchandise inventories, at cost: Beginning of year (Thousand dollars)	Stores (Number)	Sales, entire year (Thousand dollars)	Stores (Number)	Sales, entire year (Thousand dollars)	Merchandise inventories, at cost: End of year (Thousand dollars)	Merchandise inventories, at cost: Beginning of year (Thousand dollars)	Stores (Number)	Sales, entire year (Thousand dollars)
State, total	4,346	906,664	103,683	87,185	16,921	381,319	9,804	2,165,008	243,059	217,292	36,696	1,075,693
Food group	899	174,392	8,789	8,068	6,606	136,041	2,097	438,861	17,483	17,438	7,508	275,107
Grocery stores, without fresh meat	96	(x)	(x)	(x)	2,778	(x)	244	32,050	2,106	2,009	1,901	53,151
Grocery stores, with fresh meat	648	144,175	7,365	6,694	3,181	94,254	1,294	297,662	12,931	12,942	3,664	158,842
Meat markets, fish markets	20	2,680	59	66	36	1,376	187	31,732	597	616	533	24,166
Fruit stores, vegetable markets	2	(x)	(x)	(x)	85	(x)	16	3,896	144	127	64	2,751
Candy, nut, confectionery stores	53	1,398	102	136	362	4,112	97	6,225	309	309	397	6,724
Dairy products stores, milk dealers	40	7,755	111	95	48	1,618	175	55,295	946	920	213	8,533
Bakery products stores	11	615	15	14	73	1,831	59	(1)	(1)	(1)	617	(1)
Egg, poultry dealers	3	(x)	(x)	(x)	18	(x)	8	(1)	(1)	(1)	16	(1)
All other food stores	7	3,180	193	208	25	484	17	5,562	352	415	103	2,333
Eating and drinking places	251	13,822	432	352	4,240	64,366	668	50,705	2,161	2,355	13,798	283,338
Eating places	178	12,095	348	263	2,105	37,625	360	32,724	859	941	3,073	70,769
Drinking places	73	1,727	84	89	2,135	26,741	308	17,981	1,302	1,414	10,725	212,569
General stores	327	77,191	11,445	10,162	516	12,897	136	32,554	5,013	4,775	384	15,559
General merchandise group	334	139,214	18,116	15,758	428	12,493	495	342,173	42,461	43,908	424	15,723
Department stores	35	65,907	8,622	7,393	...	...	80	238,673	28,200	30,763	...	...
Dry goods, general merchandise stores	184	33,379	5,554	4,818	348	9,954	194	57,735	8,242	7,234	228	8,947
Variety stores	115	39,928	3,940	3,547	80	2,539	221	45,765	6,019	5,911	196	6,776
Apparel group	493	73,019	11,303	9,870	610	22,343	869	144,304	23,128	20,317	1,684	51,591
Men's, boys' clothing, furnishings stores	85	17,797	3,564	2,978	145	6,207	196	35,079	7,932	6,807	359	14,623
Family clothing stores	104	13,043	2,484	2,280	145	5,794	84	15,949	3,253	2,755	106	3,969
Women's ready-to-wear stores	148	26,959	2,765	2,410	152	5,682	264	61,583	6,044	5,564	349	11,295
Millinery stores	14	(x)	(x)	(x)	24	(x)	36	968	42	31	103	1,328
Other apparel accessory, specialty stores	13	1,550	154	126	13	225	58	2,741	347	290	76	1,460
Shoe stores	102	10,708	1,967	1,751	68	2,531	174	22,303	4,310	3,874	410	12,293
Custom tailors	11	1,104	114	83	15	222	4	(x)	(x)	(x)	89	(x)
Furriers, fur shops	3	(x)	(x)	(x)	4	(x)	37	4,409	788	762	61	2,473
All other apparel stores	13	1,078	192	184	44	1,287	16	(x)	(x)	(x)	131	(x)
Furniture, furnishings, appliance group	371	57,527	11,139	9,113	489	17,562	609	95,138	17,544	15,296	1,339	45,004
Furniture stores	211	41,475	8,682	7,240	179	7,288	237	48,453	9,952	9,376	335	14,488
Floor covering, drapery stores	10	1,620	299	266	28	976	31	5,365	1,039	692	123	4,156
Other home furnishing stores	10	(x)	(x)	(x)	43	(x)	18	3,152	425	315	127	2,223
Household appliance stores	138	11,949	1,945	1,437	209	7,886	304	35,213	5,608	4,775	636	21,280
Radio stores	2	(x)	(x)	(x)	30	(x)	19	2,955	520	438	118	2,857
Automotive group	640	187,607	18,691	13,362	334	13,579	1,474	451,704	44,690	37,019	867	38,115
Motor vehicle (new and used) dealers	464	164,472	15,037	10,801	96	5,756	1,194	389,296	37,873	31,122	347	20,907
Motor vehicle (used) dealers	91	23,365	1,620	1,035	92	3,426	145	38,272	2,530	1,995	145	5,973
Tire, battery, accessory dealers	80	8,446	1,896	1,403	123	3,611	101	16,790	3,284	3,040	267	8,286
All other automotive dealers	5	1,324	138	123	23	786	34	7,346	1,003	862	108	2,949
Gasoline service stations	198	13,884	861	703	2,000	50,255	431	34,428	2,447	2,107	4,129	117,727
Lumber, building, hardware group	273	62,715	11,163	8,767	406	14,404	1,526	288,787	50,109	40,524	2,094	89,975
Lumber yards, building materials dealers	101	36,645	5,936	4,370	57	1,943	673	149,633	25,450	20,370	186	10,032
Plumbing, paint, electrical stores	52	4,510	799	664	129	3,948	166	20,591	2,766	2,357	503	16,503
Hardware stores	96	18,148	3,657	3,225	202	7,611	287	52,829	10,389	9,227	936	38,357
Farm equipment dealers	24	3,412	801	508	18	902	400	65,734	11,504	8,570	469	25,083
Drug and proprietary stores	138	18,514	2,659	2,374	338	14,628	265	39,858	4,457	4,155	926	42,737
Drug stores	107	15,671	2,348	2,099	243	11,450	253	38,280	4,288	4,030	828	39,490
Proprietary stores	31	2,843	311	275	95	3,178	12	1,578	169	125	98	3,247
Liquor stores	136	46,902	3,678	3,940	4	145	69	7,857	1,149	1,282	406	15,249
Second-hand stores	4	(x)	(x)	(x)	117	(x)	12	535	58	54	233	2,796
Other retail stores	300	(x)	(x)	(x)	833	(x)	1,153	238,124	33,359	28,062	2,904	82,772
Fuel, fuel oil dealers	9	1,003	43	29	21	500	184	66,369	12,101	8,831	319	13,229
Ice dealers	1	(x)	(x)	(x)	9	(x)	5	577	92	97	72	994
Feed, farm, garden supply stores	102	16,657	1,497	1,336	117	4,664	612	128,907	11,239	11,271	329	16,042
Jewelry stores	57	7,540	1,937	1,742	181	4,981	84	10,165	3,751	3,232	497	13,316
Book, stationery stores	12	2,378	527	457	27	861	24	5,388	1,200	1,181	73	1,910
Sporting goods stores, bicycle stores	7	(x)	(x)	(x)	45	(x)	31	3,992	858	746	282	6,985
Florists	25	1,899	68	59	79	2,060	14	(1)	(1)	(1)	247	(1)
Cigar stores and stands	13	772	116	59	34	435	39	4,098	260	272	124	3,399
News dealers, newsstands	20	923	62	52	67	1,560	9	793	40	32	47	1,244
Gift, novelty, souvenir stores	4	(x)	(x)	(x)	77	(x)	17	4,222	337	253	260	3,674
Music stores	18	2,169	469	383	35	1,104	32	4,668	938	848	127	3,107
Luggage, leather goods stores	...	...	...	...	4	117	7	783	169	182	22	813
Optical goods stores	9	426	53	53	21	625	10	(x)	(x)	(x)	11	(x)
Camera, photographic supply stores	2	(x)	(x)	(x)	11	(x)	17	2,162	464	370	50	1,662
Office, store machine and equipment dealers	1	(x)	(x)	(x)	21	(x)	6	660	147	99	48	1,373
All other retail stores	20	(x)	(x)	(x)	84	(x)	62	3,854	698	596	436	8,497

See footnotes at end of table.

Table 10F.—MERCHANDISE INVENTORIES OF LARGE STORES AND MULTIUNITS—STATE, BY KIND OF BUSINESS: 1948—Con.

STORES, SALES, AND MERCHANDISE INVENTORIES

[See text for explanatory material]

Kind of business	Wyoming					
	Large stores and multiunits				Small single-unit stores	
	Stores (Number)	Sales, entire year (Thousand dollars)	Merchandise inventories, at cost: End of year (Thousand dollars)	Merchandise inventories, at cost: Beginning of year (Thousand dollars)	Stores (Number)	Sales, entire year (Thousand dollars)
State, total	1,223	221,514	29,318	23,544	2,646	87,685
Food group	184	43,857	3,594	2,470	477	16,757
Grocery stores, without fresh meat	19	1,837	193	194	113	2,713
Grocery stores, with fresh meat	150	39,562	2,292	2,113	266	11,494
Meat markets, fish markets	4	(x)	(x)	(x)	7	(x)
Fruit stores, vegetable markets	...	...	...	...	4	61
Candy, nut, confectionery stores	2	(x)	(x)	(x)	36	(x)
Dairy products stores, milk dealers	6	1,408	10	12	20	715
Bakery products stores	3	(x)	(x)	(x)	24	(x)
Egg, poultry dealers	...	...	...	...	4	(x)
All other food stores	...	...	...	...	3	(x)
Eating and drinking places	112	10,581	451	465	690	19,447
Eating places	63	6,527	126	116	411	9,853
Drinking places	49	4,054	325	349	279	9,594
General stores	25	7,300	1,104	1,027	11	334
General merchandise group	75	21,085	3,392	3,010	38	1,438
Department stores	6	6,442	1,031	1,020	...	...
Dry goods, general merchandise stores	43	10,173	1,705	1,439	13	594
Variety stores	26	4,470	656	551	25	844
Apparel group	74	9,462	2,373	1,783	154	5,568
Men's, boys' clothing, furnishings stores	14	2,205	650	478	35	1,676
Family clothing stores	22	3,704	984	650	13	500
Women's ready-to-wear stores	26	2,650	489	412	45	1,433
Millinery stores	...	...	...	...	3	55
Other apparel accessory, specialty stores	1	(x)	(x)	(x)	4	(x)
Shoe stores	9	607	156	154	20	948
Custom tailors	1	(x)	(x)	(x)	7	(x)
Furriers, fur shops	1	(x)	(x)	(x)	3	(x)
All other apparel stores	...	...	...	...	24	611
Furniture, furnishings, appliance group	91	10,182	2,358	1,746	99	3,698
Furniture stores	37	5,582	1,475	1,116	30	1,392
Floor covering, drapery stores	1	(x)	(x)	(x)	3	(x)
Other home furnishing stores	2	(x)	(x)	(x)	3	(x)
Household appliance stores	49	4,390	826	598	52	1,787
Radio stores	2	(x)	(x)	(x)	11	(x)
Automotive group	226	57,908	6,891	4,865	113	4,614
Motor vehicle (new and used) dealers	194	52,406	6,085	4,269	43	2,451
Motor vehicle (used) dealers	19	4,080	386	274	19	791
Tire, battery, accessory dealers	9	(x)	(x)	(x)	40	(x)
All other automotive dealers	4	(x)	(x)	(x)	11	(x)
Gasoline service stations	122	11,553	747	635	513	16,455
Lumber, building, hardware group	165	29,957	6,554	5,018	139	6,075
Lumber yards, building materials dealers	81	17,462	3,807	3,079	17	757
Plumbing, paint, electrical stores	14	1,476	293	227	53	1,869
Hardware stores	32	4,332	1,048	885	48	2,517
Farm equipment dealers	38	6,687	1,406	827	21	932
Drug and proprietary stores	47	(x)	(x)	(x)	64	(x)
Drug stores	46	6,384	1,121	890	42	2,260
Proprietary stores	1	(x)	(x)	(x)	22	(x)
Liquor stores	17	2,112	207	199	33	1,801
Second-hand stores	2	(x)	(x)	(x)	39	(x)
Other retail stores	83	11,095	1,520	1,433	276	7,754
Fuel, fuel oil dealers	12	1,453	158	158	9	442
Ice dealers	...	...	...	...	4	27
Feed, farm, garden supply stores	25	6,202	531	499	19	944
Jewelry stores	13	950	273	252	51	1,506
Book, stationery stores	3	(x)	(x)	(x)	10	(x)
Sporting goods stores, bicycle stores	6	717	216	191	27	678
Florists	1	(x)	(x)	(x)	30	(x)
Cigar stores and stands	11	466	22	22	18	455
News dealers, newsstands	...	...	...	...	8	239
Gift, novelty, souvenir stores	5	258	71	65	31	495
Music stores	4	(x)	(x)	(x)	12	(x)
Luggage, leather goods stores	1	(x)	(x)	(x)	4	(x)
Optical goods stores	...	...	...	...	1	(x)
Camera, photographic supply stores	...	...	...	...	5	155
Office, store machine and equipment dealers	...	...	...	...	4	(x)
All other retail stores	2	(x)	(x)	(x)	43	(x)

x Withheld to avoid disclosure.
[1] Not shown separately because of insufficient data.

CREDIT

CONTENTS

Table — Page

11A Analysis of Cash and Credit Sales and Balances Due--United States, by Kind of Business, 1948..... 11.02

11B Analysis of Cash and Credit Sales and Balances Due by Legal Form of Organization--United States, by Kind of Business, 1948..... 11.04

11C Analysis of Cash and Credit Sales and Balances Due for Single and Multiunits--United States, by Kind of Business, 1948..... 11.10

11D Analysis of Cash and Credit Sales and Balances Due by Sales Size--United States, by Kind of Business, 1948.. 11.20

11E Analysis of Cash and Credit Sales and Balances Due--Geographic Division, by Kind of Business, 1948..... 11.30

New England..... 11.30
Middle Atlantic..... 11.32
East North Central..... 11.34
West North Central..... 11.36
South Atlantic..... 11.38
East South Central..... 11.40
West South Central..... 11.42
Mountain..... 11.44
Pacific..... 11.46

11F Analysis of Cash and Credit Sales and Balances Due for Large Stores and Multiunits, and Sample of Small Stores--Geographic Division, by Kind of Business, 1948..... 11.48

New England..... 11.48
Middle Atlantic..... 11.50
East North Central..... 11.52
West North Central..... 11.54
South Atlantic..... 11.56
East South Central..... 11.58
West South Central..... 11.60
Mountain..... 11.62
Pacific..... 11.64

11G Analysis of Cash and Credit Sales and Balances Due for Large Stores and Multiunits--State, by Kind of Business, 1948..... 11.66

Alabama..... 11.66
Arizona..... 11.67
Arkansas..... 11.68
California..... 11.69
Colorado..... 11.70
Connecticut..... 11.71
Delaware..... 11.72
District of Columbia..... 11.73
Florida..... 11.74
Georgia..... 11.75
Idaho..... 11.76
Illinois..... 11.77
Indiana..... 11.78
Iowa..... 11.79
Kansas..... 11.80
Kentucky..... 11.81
Louisiana..... 11.82
Maine..... 11.83
Maryland..... 11.84
Massachusetts..... 11.85
Michigan..... 11.86
Minnesota..... 11.87
Mississippi..... 11.88
Missouri..... 11.89
Montana..... 11.90
Nebraska..... 11.91
Nevada..... 11.92
New Hampshire..... 11.93
New Jersey..... 11.94
New Mexico..... 11.95
New York..... 11.96
North Carolina..... 11.97
North Dakota..... 11.98
Ohio..... 11.99
Oklahoma..... 11.100
Oregon..... 11.101
Pennsylvania..... 11.102
Rhode Island..... 11.103
South Carolina..... 11.104
South Dakota..... 11.105
Tennessee..... 11.106
Texas..... 11.107
Utah..... 11.108
Vermont..... 11.109
Virginia..... 11.110
Washington..... 11.111
West Virginia..... 11.112
Wisconsin..... 11.113
Wyoming..... 11.114

11H Analysis of Cash and Credit Sales and Balances Due for Large Stores and Multiunits--Selected Standard Metropolitan Areas, by Kind of Business, 1948..... 11.115

Akron, Ohio..... 11.115
Albany-Schenectady-Troy, N.Y..... 11.115
Allentown-Bethlehem-Easton, Pa..... 11.115
Atlanta, Ga..... 11.115
Baltimore, Md..... 11.116
Birmingham, Ala..... 11.117
Boston, Mass..... 11.117
Bridgeport, Conn..... 11.118
Buffalo, N.Y..... 11.118
Canton, Ohio..... 11.119
Charleston, W.Va..... 11.119
Chattanooga, Tenn..... 11.120
Chicago, Ill..... 11.120
Cincinnati, Ohio..... 11.121
Cleveland, Ohio..... 11.121
Columbus, Ohio..... 11.122
Dallas, Tex..... 11.122
Davenport,Iowa-Rock Island-Moline, Ill..... 11.123
Dayton, Ohio..... 11.123
Denver, Colo..... 11.123
Des Moines, Iowa..... 11.123
Detroit, Mich..... 11.124
Duluth, Minn.-Superior,Wis. 11.125
Erie, Pa..... 11.125
Flint, Mich..... 11.125
Fort Worth, Tex..... 11.125
Fresno, Calif..... 11.126
Grand Rapids, Mich..... 11.126
Harrisburg, Pa..... 11.126
Hartford, Conn..... 11.126
Houston, Tex..... 11.127
Huntington, W.Va.-Ashland, Ky..... 11.127
Indianapolis, Ind..... 11.127
Jacksonville, Fla..... 11.127
Johnstown, Pa..... 11.128
Kansas City, Mo..... 11.128
Knoxville, Tenn..... 11.128
Lancaster, Pa..... 11.128
Los Angeles, Calif..... 11.129
Louisville, Ky..... 11.130
Memphis, Tenn..... 11.130
Miami, Fla..... 11.130
Milwaukee, Wis..... 11.130
Minneapolis-St.Paul, Minn.. 11.131
Mobile, Ala..... 11.132
Nashville, Tenn..... 11.132
New Haven, Conn..... 11.132
New Orleans, La..... 11.132
New York-Northeastern New Jersey..... 11.133
Norfolk-Portsmouth, Va..... 11.134
Oklahoma City, Okla..... 11.134
Omaha, Nebr..... 11.134
Peoria, Ill..... 11.134
Philadelphia, Pa..... 11.135
Phoenix, Ariz..... 11.136
Pittsburgh, Pa..... 11.136
Portland, Oreg..... 11.137
Providence, R.I..... 11.137
Reading, Pa..... 11.137
Richmond, Va..... 11.138
Rochester, N.Y..... 11.138
Sacramento, Calif..... 11.138
St. Louis, Mo..... 11.138
Salt Lake City, Utah..... 11.139
San Antonio, Tex..... 11.140
San Bernardino, Calif..... 11.140
San Diego, Calif..... 11.140
San Francisco-Oakland, Calif..... 11.140
San Jose, Calif..... 11.141
Scranton, Pa..... 11.142
Seattle, Wash..... 11.142
South Bend, Ind..... 11.142
Spokane, Wash..... 11.142
Springfield-Holyoke, Mass.. 11.143
Stockton, Calif..... 11.143
Syracuse, N.Y..... 11.143
Tacoma, Wash..... 11.143
Tampa-St.Petersburg, Fla... 11.144
Toledo, Ohio..... 11.144
Trenton, N.J..... 11.144
Tulsa, Okla..... 11.144
Utica-Rome, N.Y..... 11.145
Washington, D.C..... 11.145
Wheeling, W.Va.-Steubenville, Ohio..... 11.146
Wichita, Kans..... 11.146
Wilkes-Barre-Hazleton, Pa.. 11.146
Wilmington, Del..... 11.147
Worcester, Mass..... 11.147
York, Pa..... 11.147
Youngstown, Ohio..... 11.147

Table 11A.— ANALYSIS OF CASH AND CREDIT SALES AND BALANCES DUE UNITED STATES, BY KIND OF BUSINESS: 1948

[Data based on sample See text for description of sample and other explanatory material.]

Kind of business	Stores analyzing sales: Total: Stores (Number) (1)	Total: Sales, entire year (Thousand dollars) (2)	Stores with cash sales only: Number (3)	Cash only: Sales, entire year: Amount (Thousand dollars) (4)	Cash only: Col 4 as per cent of col 2 (5)	Stores with credit sales: Total: Stores (Number) (6)	Credit: Total: Sales, entire year (Thousand dollars) (7)	Credit: Cash sales: Amount (Thousand dollars) (8)	Cash sales: Col 8 as per cent of col 2 (9)	Charge account sales: Amount (Thousand dollars) (10)	Charge account sales: Col 10 as per cent of col. 2 (11)	Installment sales: Amount (Thousand dollars) (12)	Installment sales: Col 12 as per cent of col 2 (13)	Balances due from customers: On charge account sales: End of year (Thousand dollars) (14)	On charge account sales: Beginning of year (Thousand dollars) (15)	On installment sales: End of year (Thousand dollars) (16)	On installment sales: Beginning of year (Thousand dollars) (17)
United States, total	[illegible]	[illegible]	1,094,010	[illegible]	[illegible]	544,514	73,170,691	[illegible]	[illegible]	[illegible]	[illegible]	[illegible]	[illegible]	[illegible]	[illegible]	[illegible]	[illegible]
Food group	[illegible]	[illegible]	[illegible]	[illegible]	65.6	150,724	10,424,024	6,640,872	[illegible]	[illegible]	[illegible]	[illegible]	[illegible]	[illegible]	[illegible]	[illegible]	[illegible]
Grocery stores, without fresh meat	[illegible]	[illegible]	[illegible]	[illegible]	72.0	[illegible]	[illegible]	720,149	[illegible]	352,706	9.2	[illegible]	(1)	[illegible]	[illegible]	[illegible]	[illegible]
Grocery stores, with fresh meat	[illegible]	[illegible]	[illegible]	13,377,645	65.4	41,775	[illegible]	4,935,564	24.1	[illegible]	10.5	8,585	(1)	[illegible]	[illegible]	[illegible]	[illegible]
Candy, nut, confectionery stores	[illegible]	[illegible]	28,491	[illegible]	[illegible]	1,181	45,548	[illegible]	5.3	8,435	1.4	...	...	[illegible]	[illegible]	...	...
Dairy products stores, milk dealers	[illegible]	[illegible]	6,821	[illegible]	21.3	4,284	1,470,244	414,900	[illegible]	[illegible]	[illegible]	...	...	[illegible]	[illegible]	...	...
All other food stores	[illegible]	[illegible]	[illegible]	[illegible]	[illegible]	[illegible]	744,606	533,641	[illegible]	146,658	5.6	[illegible]	[illegible]	[illegible]	[illegible]	[illegible]	[illegible]
Eating and drinking places	[illegible]	[illegible]	401,811	9,814,081	[illegible]	7,266	431,004	366,832	[illegible]	64,172	[illegible]	...	...	[illegible]	[illegible]	...	...
General stores	[illegible]	[illegible]	[illegible]	[illegible]	[illegible]	13,792	933,429	522,018	[illegible]	374,901	31.2	36,510	[illegible]	55,245	[illegible]	[illegible]	[illegible]
General merchandise group	[illegible]	[illegible]	37,882	4,429,576	27.9	12,658	11,469,674	6,663,844	[illegible]	3,158,306	19.9	1,647,524	10.4	[illegible]	590,358	[illegible]	[illegible]
Department stores	[illegible]	[illegible]	430	451,846	[illegible]	2,143	10,186,795	5,850,976	[illegible]	[illegible]	26.3	1,536,256	14.4	[illegible]	[illegible]	[illegible]	[illegible]
Dry goods, general merchandise stores	[illegible]	[illegible]	18,801	[illegible]	[illegible]	9,694	[illegible]	720,984	[illegible]	354,411	[illegible]	104,451	[illegible]	66,202	[illegible]	[illegible]	[illegible]
Variety stores	[illegible]	[illegible]	18,651	2,387,493	[illegible]	621	103,033	91,884	[illegible]	4,332	0.2	6,817	0.3	1,033	[illegible]	[illegible]	[illegible]
Apparel group	[illegible]	[illegible]	[illegible]	4,575,473	[illegible]	21,635	5,128,646	2,908,111	30.0	1,890,319	19.5	330,216	3.4	[illegible]	[illegible]	[illegible]	[illegible]
Men's, boys' clothing, furnishings stores	[illegible]	[illegible]	[illegible]	964,952	45.1	7,414	1,173,991	[illegible]	[illegible]	370,815	[illegible]	35,640	[illegible]	[illegible]	66,480	[illegible]	[illegible]
Family clothing stores	[illegible]	[illegible]	7,262	628,341	[illegible]	4,972	1,170,395	593,020	33.0	[illegible]	[illegible]	168,196	9.4	[illegible]	[illegible]	[illegible]	[illegible]
Women's ready-to-wear stores	[illegible]	[illegible]	18,376	1,218,642	37.4	11,129	2,034,982	1,078,833	33.2	868,384	[illegible]	87,765	[illegible]	181,438	161,680	[illegible]	[illegible]
Other apparel accessory, specialty stores	[illegible]	[illegible]	11,509	359,490	83.4	1,245	71,499	50,047	11.6	20,872	4.8	580	0.1	3,088	2,848	51	64
Shoe stores	[illegible]	1,450,004	15,006	1,094,619	75.5	2,907	355,385	282,413	[illegible]	[illegible]	4.9	1,746	0.1	11,426	[illegible]	[illegible]	266
Custom tailors	[illegible]	240,210	3,692	74,213	52.9	[illegible]	65,997	25,413	18.1	39,411	28.1	1,173	0.8	5,837	[illegible]	187	200
Furriers, fur shops	2,250	208,209	699	27,676	13.3	1,551	180,533	56,151	27.0	90,602	43.5	33,780	16.2	[illegible]	[illegible]	9,357	[illegible]
All other apparel stores	[illegible]	[illegible]	6,426	[illegible]	73.2	1,370	75,864	54,698	[illegible]	19,830	7.0	1,336	0.5	[illegible]	[illegible]	[illegible]	[illegible]
Furniture, furnishings, appliance group	80,118	[illegible]	28,895	[illegible]	14.7	51,223	5,809,937	[illegible]	[illegible]	1,669,339	24.5	2,105,124	[illegible]	[illegible]	[illegible]	[illegible]	[illegible]
Furniture stores	[illegible]	3,412,021	[illegible]	[illegible]	8.0	21,978	[illegible]	891,557	26.1	[illegible]	24.5	1,408,263	41.3	214,692	[illegible]	[illegible]	[illegible]
Floor covering, drapery stores	[illegible]	489,431	3,959	159,006	32.5	3,130	330,425	114,558	[illegible]	[illegible]	39.1	24,471	5.0	[illegible]	[illegible]	[illegible]	[illegible]
Other home furnishing stores	[illegible]	430,438	7,912	161,703	37.6	2,880	268,735	[illegible]	21.6	74,614	17.3	101,266	[illegible]	[illegible]	[illegible]	[illegible]	[illegible]
Household appliance stores	18,346	2,106,524	[illegible]	295,523	14.0	[illegible]	1,811,001	[illegible]	[illegible]	509,025	24.2	514,244	24.4	83,491	66,656	114,418	[illegible]
Radio stores	[illegible]	[illegible]	3,249	111,380	29.8	2,792	262,600	[illegible]	39.8	56,948	15.2	56,880	15.2	9,145	[illegible]	[illegible]	[illegible]
Automotive group	[illegible]	19,639,175	24,000	[illegible]	13.6	57,346	16,959,643	11,090,471	56.5	3,817,688	19.4	2,051,484	10.4	416,085	[illegible]	[illegible]	149,339
Motor vehicle (new and used) dealers	[illegible]	15,663,088	5,029	1,036,908	6.6	37,701	14,626,180	9,925,689	63.4	3,221,853	20.6	1,478,638	[illegible]	[illegible]	266,830	[illegible]	[illegible]
Motor vehicle (used) dealers	15,452	2,344,019	9,829	1,299,293	55.4	6,023	1,044,726	587,904	25.1	84,042	3.6	372,780	15.9	10,345	[illegible]	[illegible]	24,311
Tire, battery, accessory dealers	[illegible]	1,299,913	6,584	220,188	16.9	11,850	1,079,725	478,192	36.8	455,885	35.1	145,648	11.2	65,033	[illegible]	46,072	[illegible]
All other automotive dealers	4,330	332,155	2,558	123,143	37.1	1,772	209,012	98,686	[illegible]	55,908	16.8	54,418	16.4	6,231	[illegible]	9,793	[illegible]
Gasoline service stations	[illegible]	6,087,817	95,232	2,872,072	47.2	68,358	3,215,745	2,270,921	37.3	929,597	15.3	15,227	0.2	125,508	[illegible]	[illegible]	[illegible]
Lumber, building, hardware group	[illegible]	11,020,393	27,108	1,203,984	[illegible]	67,378	9,816,409	3,848,056	34.9	5,580,575	50.6	387,778	3.5	835,756	694,709	67,819	49,714
Lumber yards, building materials dealers	[illegible]	5,061,971	3,232	251,860	5.0	22,127	4,810,111	1,090,478	21.5	3,655,220	72.2	64,413	1.3	549,395	459,245	15,161	11,713
Plumbing, paint, electrical stores	19,016	1,129,013	7,178	213,925	18.9	11,838	915,088	228,570	29.1	547,930	48.5	38,588	3.4	76,776	65,494	4,066	3,566
Hardware stores	[illegible]	[illegible]	13,441	471,815	19.0	19,818	2,007,518	1,193,063	48.1	643,545	26.0	170,910	6.9	115,805	99,404	26,053	19,882
Farm equipment dealers	[illegible]	2,350,076	3,257	266,384	11.3	13,595	2,083,692	1,235,945	52.6	733,880	31.2	113,867	4.8	93,780	70,566	22,539	14,553
Drug and proprietary stores	[illegible]	3,945,040	39,363	[illegible]	69.0	14,614	1,224,426	1,008,458	25.6	214,733	5.4	1,235	(1)	36,043	30,781	398	310
Other retail stores	199,826	12,875,368	130,306	5,117,614	39.7	69,520	7,757,754	3,433,950	26.7	3,753,902	29.2	569,902	4.4	562,630	505,460	248,713	146,986
Fuel, fuel oil, ice dealers	21,442	2,383,121	7,639	267,476	11.2	13,803	2,115,645	704,021	29.5	1,378,034	[illegible]	33,590	1.4	200,875	180,370	5,586	4,475
Feed, farm, garden supply stores	20,025	2,943,038	6,244	443,225	15.1	13,781	2,499,813	1,250,387	42.5	1,232,058	41.9	17,368	0.6	149,885	136,602	4,533	3,356
Jewelry stores	20,117	1,232,146	8,859	221,090	17.9	11,258	1,011,056	459,099	37.3	253,738	20.6	298,219	24.2	77,349	70,308	131,468	105,366
Book, stationery stores	6,619	550,232	3,100	87,255	15.8	3,519	462,977	142,322	25.9	241,427	43.9	79,228	14.4	34,684	32,226	57,458	47,217
Sporting goods stores, bicycle stores	7,924	329,833	5,578	137,983	41.8	2,346	191,850	117,871	[illegible]	69,531	21.8	4,448	1.3	10,826	9,276	1,047	651
Florists	[illegible]	366,535	6,750	104,146	28.4	7,219	262,389	113,905	31.1	148,484	40.5	...	...	[illegible]	21,341	...	...
Music stores	5,744	338,842	3,042	74,312	21.9	2,702	264,530	107,343	31.7	62,727	18.5	94,460	[illegible]	12,428	10,614	37,804	27,475
Optical goods stores	1,825	72,519	1,030	26,490	36.5	795	46,029	30,973	42.7	12,922	17.8	2,134	2.9	2,068	1,731	558	469
Camera, photographic supply stores	2,816	200,912	1,648	61,928	30.8	1,168	138,984	83,155	41.4	52,120	25.9	3,709	0.2	7,556	6,319	615	513
All other retail stores	[illegible]	[illegible]	86,416	3,693,709	82.8	12,929	764,481	424,874	9.5	302,861	6.8	36,746	0.8	[illegible]	36,623	9,644	7,464

See footnote at end of table.

Table 11A.— ANALYSIS OF CASH AND CREDIT SALES AND BALANCES DUE—UNITED STATES, BY KIND OF BUSINESS: 1948—Continued

[Data based on sample. See text for description of sample and other explanatory material.]

Kind of business	Stores analyzing sales—Continued: Stores with credit sales: Number	Stores with credit sales: Sales, entire year (Thousand dollars)	Stores whose credit sales are all charge account sales: Number	Sales, entire year: Total (Thousand dollars)	Cash sales (Thousand dollars)	Charge account sales (Thousand dollars)	Stores whose credit sales are all installment sales: Number	Sales, entire year: Total (Thousand dollars)	Cash sales (Thousand dollars)	Installment sales (Thousand dollars)	Stores with both charge account and installment sales: Number	Sales, entire year: Total	Cash sales (Thousand dollars)	Charge account sales (Thousand dollars)	Installment sales (Thousand dollars)	Stores not analyzing sales: Number	Sales, entire year (Thousand dollars)
United States, total	544,514	73,170,691	449,211	44,019,457	25,680,231	18,339,226	30,739	6,515,103	3,521,905	2,993,198	64,564	22,636,131	11,586,871	6,872,663	4,176,597	131,476	4,472,887
Food group	150,724	10,424,024	149,175	10,219,306	6,506,022	3,713,284	335	55,751	47,355	8,396	1,214	148,961	8[illegible],495	45,073	16,399	30,433	986,549
Grocery stores, without fresh meat	45,198	1,014,758	44,745	1,056,149	708,816	347,333	94	3,696	2,912	784	359	14,913	8,421	5,373	1,119	10,941	230,595
Grocery stores, with fresh meat	91,775	7,088,868	90,897	6,988,959	4,870,097	2,118,862	147	28,437	25,947	2,490	731	71,472	39,525	25,852	6,095	10,360	483,435
Candy, nut, confectionery stores	1,181	45,548	1,181	45,548	36,613	8,935	...	...	...	...	...	...	...	...	...	2,701	37,089
Dairy products stores, milk dealers	4,284	1,470,244	4,284	1,470,244	414,900	1,055,344	...	...	...	...	...	...	...	...	...	627	43,009
All other food stores	8,286	744,606	8,068	658,406	475,596	182,810	94	23,618	18,496	5,122	124	62,582	39,549	13,848	9,185	5,804	192,421
Eating and drinking places	7,266	431,004	7,266	431,004	366,832	64,172	...	...	...	...	...	...	...	...	...	37,570	834,417
General stores	13,792	933,429	12,735	683,655	416,021	267,634	71	12,118	10,162	1,956	986	237,656	95,835	107,267	34,554	837	33,319
General merchandise group	12,658	11,469,674	8,813	1,324,985	797,993	526,992	1,420	2,483,665	1,801,999	681,666	2,425	7,661,024	4,063,852	2,631,314	965,858	2,014	83,819
Department stores	2,143	10,186,795	317	495,485	251,088	244,397	379	2,275,853	1,676,086	599,767	1,446	7,415,457	3,923,802	2,555,166	936,489	7	6,106
Dry goods, general merchandise stores	9,694	1,179,846	7,779	801,454	522,645	278,809	964	137,792	61,614	76,178	951	240,600	136,725	75,602	28,273	1,258	51,421
Variety stores	821	103,033	716	28,046	24,260	3,786	77	70,020	64,299	5,721	28	4,967	3,325	546	1,096	49	26,292
Apparel group	31,635	5,123,646	26,767	3,957,350	2,326,430	1,630,920	2,829	398,354	194,654	203,700	2,039	772,942	387,027	259,399	126,516	4,825	201,375
Men's, boys' clothing, furnishings stores	7,414	1,173,991	6,696	1,016,504	662,858	353,646	441	89,106	62,350	26,756	277	68,381	42,328	17,169	8,884	7[illegible]1	36,397
Family clothing stores	4,972	1,170,345	3,304	757,862	424,756	333,106	1,337	174,662	48,252	126,410	331	237,871	120,012	76,073	41,786	300	19,231
Women's ready-to-wear stores	11,129	2,034,982	9,537	1,544,398	819,076	725,322	643	101,729	67,271	34,558	944	388,755	192,486	143,062	53,207	1,468	78,622
Other apparel accessory, specialty stores	1,245	71,499	1,151	65,555	45,170	20,385	66	4,334	3,798	536	28	1,610	1,079	487	44	712	14,638
Shoe stores	2,907	355,384	2,830	341,848	274,216	67,632	28	2,538	1,721	817	49	10,999	6,476	3,594	929	641	22,339
Custom tailors	1,047	65,991	1,030	62,618	23,567	39,051	10	1,771	1,159	612	7	1,608	687	360	561	209	5,875
Furriers, fur shops	1,551	180,533	993	101,666	28,847	72,819	195	19,236	6,160	13,076	363	59,631	21,144	17,783	20,704	105	11,097
All other apparel stores	1,370	75,864	1,220	66,899	47,940	18,959	109	4,878	3,943	935	35	4,087	2,815	871	401	619	13,176
Furniture, furnishings, appliance group	51,223	5,809,937	21,172	1,769,809	824,421	945,388	12,668	1,634,299	483,999	1,150,300	17,383	2,405,828	727,054	723,951	954,824	5,452	186,480
Furniture stores	21,978	3,137,176	7,418	699,291	286,267	413,024	6,999	1,035,067	232,864	802,203	7,561	1,402,818	372,426	424,332	606,060	1,177	60,040
Floor covering, drapery stores	3,130	330,425	2,519	252,696	92,817	159,879	309	20,522	6,812	13,710	302	57,207	14,929	31,517	10,761	661	22,599
Other home furnishing stores	2,880	268,735	2,161	121,261	53,622	67,639	564	125,514	31,166	94,348	155	21,960	8,067	6,975	6,918	1,085	18,508
Household appliance stores	20,443	1,811,001	7,709	581,353	320,392	266,961	4,260	400,060	189,468	210,592	8,4[illegible]	823,588	27[illegible],8[illegible]2	242,064	303,652	1,353	61,517
Radio stores	2,792	262,600	1,365	109,208	71,323	37,885	536	53,136	23,689	29,447	891	100,256	53,760	19,063	2[illegible],433	1,176	23,816
Automotive group	57,346	16,[illegible],643	29,234	7,466,219	5,548,194	1,918,025	6,352	1,010,973	554,493	456,480	21,760	8,482,451	4,98[illegible],784	1,899,663	1,595,004	4,854	534,608
Motor vehicle (new and used) dealers	37,701	14,626,180	21,117	6,742,248	5,133,260	1,608,988	891	245,670	154,802	90,868	15,693	7,638,262	4,637,627	1,612,865	1,387,770	1,306	322,798
Motor vehicle (used) dealers	6,023	1,044,726	1,608	240,378	184,991	55,387	3,464	562,306	278,209	284,0[illegible]	951	242,042	124,[illegible]04	28,655	88,683	1,023	114,662
Tire, battery, accessory dealers	11,850	1,079,725	5,707	391,744	181,439	210,305	1,450	139,711	95,088	44,623	4,693	548,270	201,665	245,580	101,025	2,191	80,665
All other automotive dealers	1,772	209,012	802	91,849	48,504	43,345	547	63,286	26,394	36,892	423	53,877	23,788	12,563	17,526	334	16,483
Gasoline service stations	68,358	3,215,745	65,756	3,015,905	2,138,546	877,359	237	10,269	8,094	[illegible]	2,365	189,571	124,276	52,238	13,057	24,650	669,230
Lumber, building, hardware group	[illegible]	9,816,409	56,024	7,648,398	2,8[illegible],376	4,[illegible],022	1,515	385,868	243,686	142,2[illegible]2	9,839	1,782,043	[illegible]	788,553	245,[illegible]	[illegible]	[illegible]
Lumber yards, building materials dealers	22,12[illegible]	4,[illegible],111	20,559	4,403,[illegible]	990,956	3,412,521	201	[illegible]	17,003	22,690	1,367	366,941	82,519	242,[illegible]	41,[illegible]	743	[illegible]
Plumbing, paint, electrical stores	11,838	915,088	10,364	754,723	294,839	459,884	192	11,759	6,199	5,560	1,282	148,606	27,532	88,046	33,028	1,526	52,64[illegible]
Hardware stores	19,618	2,007,518	15,344	1,206,119	733,236	472,883	956	308,646	203,471	105,175	3,518	492,753	256,356	170,662	65,735	1,416	61,859
Farm equipment dealers	13,595	2,083,692	9,757	1,284,079	837,345	446,734	166	25,850	17,023	8,847	3,6[illegible]2	773,[illegible]43	381,[illegible]	[illegible]	175,020	[illegible]	[illegible]
Drug and proprietary stores	14,614	1,224,426	14,377	1,185,981	974,730	211,251	56	9,480	9,129	351	181	28,965	24,599	3,482	884	1,803	92,44[illegible]
Other retail stores	69,520	[illegible]	57,892	6,316,845	2,924,666	3,392,179	5,256	514,226	168,319	345,907	6,372	926,683	340,965	361,723	223,995	14,592	[illegible]
Fuel, fuel oil, ice dealers	13,803	2,115,645	12,591	1,855,476	624,745	1,230,731	155	19,174	10,332	8,842	1,057	240,995	68,944	147,303	24,748	1,211	85,759
Feed, farm, garden supply stores	13,781	2,499,813	13,365	2,401,028	1,209,097	1,191,931	53	9,897	4,221	5,676	363	88,888	37,069	40,127	11,692	1,536	216,57[illegible]
Jewelry stores	11,258	1,011,056	6,508	463,027	263,043	199,984	2,731	317,485	95,473	222,012	2,019	230,544	100,783	53,[illegible]	76,207	1,154	[illegible]
Book, stationery stores	3,519	462,977	3,058	329,521	121,598	207,923	185	50,657	3,162	47,495	276	82,799	17,562	33,504	31,733	321	[illegible]
Sporting goods stores, bicycle stores	2,346	191,850	1,865	153,970	93,017	60,953	155	6,964	5,279	1,685	326	30,916	19,[illegible]	8,5[illegible]8	2,763	670	1[illegible],146
Florists	7,219	262,389	7,219	262,389	113,905	148,484	...	...	...	...	...	...	...	...	...	[illegible]	[illegible]
Music stores	2,702	264,530	1,103	60,348	34,924	25,424	677	59,258	26,060	33,198	922	144,924	46,359	37,303	61,262	381	8,51[illegible]
Optical goods stores	795	46,029	665	40,282	28,252	12,030	97	3,056	1,320	1,736	33	2,691	1,401	892	398	65	[illegible]
Camera, photographic supply stores	1,168	138,984	896	96,450	58,570	37,880	12	892	767	125	260	41,642	23,818	14,240	3,584	215	[illegible]
All other retail stores	12,929	764,481	10,622	654,354	377,515	276,839	1,191	46,843	21,705	25,138	1,116	63,284	25,654	26,022	11,608	8,260	[illegible]

[1] Less than 0.1 percent.

Table 11B.—ANALYSIS OF CASH AND CREDIT SALES AND BALANCES DUE BY LEGAL FORM OF ORGANIZATION UNITED STATES, BY KIND OF BUSINESS: 1948

[Data based on sample. See text for description of sample and other explanatory material.]

Kind of business	Total		Stores with cash sales only		Stores analyzing sales							
					Total		Stores with credit sales					
										Balances due from customers		
										On charge account sales		On installment sales
	Stores	Sales, entire year	Number	Sales, entire year	Stores	Sales, entire year	Cash sales	Charge account sales	Installment sales	End of year	Beginning of year	End of year	Beginning of year
	(Number)	(Thousand dollars)		(Thousand dollars)	(Number)	(Thousand dollars)	(Thousand dollars)	(Thousand dollars)	(Thousand dollars)	(Thousand dollars)	(Thousand dollars)	(Thousand dollars)	(Thousand dollars)
[illegible]	1,438,584	127,[illegible]	1,094,010	64,[illegible]	344,514	73,170,671	49,789,007	16,211,289	7,160,795	3,[illegible]	3,231,947	1,911,[illegible]	1,468,[illegible]
[illegible]	208,[illegible]	[illegible]	102,181	19,[illegible]	106,270	41,073,470	21,645,969	14,440,400	4,988,101	2,185,448	1,457,[illegible]	1,[illegible]	1,[illegible]
Other legal forms	1,[illegible]	67,376,353	991,829	34,379,732	438,244	32,097,201	19,143,938	10,771,484	2,181,794	1,543,708	1,273,865	488,[illegible]	[illegible]
Food group, total	473,482	30,318,736	323,258	14,844,712	150,724	10,424,024	6,640,872	3,758,357	24,795	353,920	288,133	5,[illegible]	4,[illegible]
Corporations	38,753	12,159,686	30,270	8,675,479	8,483	3,384,207	2,251,002	1,115,373	17,832	87,323	77,431	4,85[illegible]	3,[illegible]
Other legal forms	434,729	18,159,[illegible]	292,988	11,219,233	142,241	7,039,817	4,389,870	2,642,984	6,963	266,103	210,703	1,[illegible]	[illegible]
Grocery stores, with at fresh meat	143,344	3,845,891	48,146	2,771,133	45,198	1,074,758	720,149	352,706	1,903	46,154	35,436	[illegible]	[illegible]
Corporations	7,372	427,464	6,460	306,854	412	121,050	84,872	35,462	716	4,240	4,[illegible]	1[illegible]	[illegible]
Other legal forms	135,972	3,417,987	41,186	1,364,279	44,286	953,708	635,277	317,244	1,187	41,914	31,917	164	152
Grocery stores, with fresh meat	213,295	20,466,563	121,520	13,377,695	91,775	7,088,868	4,935,569	2,144,714	8,585	211,317	176,[illegible]	1,443	1,[illegible]
Corporations	20,623	9,073,001	15,354	7,160,420	5,269	1,912,581	1,710,164	199,094	3,323	20,137	18,014	1,147	79[illegible]
Other legal forms	192,672	11,393,562	106,166	6,217,275	86,506	5,176,287	3,225,405	1,945,620	5,262	191,180	152,080	796	737
Candy, nut, confectionery stores	30,172	628,326	28,991	582,778	1,181	45,548	36,613	8,935	...	1,540	1,144	...	...
Corporations	3,176	215,611	2,976	189,382	199	26,229	20,807	5,422	...	986	814	...	...
Other legal forms	26,996	412,715	26,015	393,396	982	19,319	15,806	3,513	...	554	330	...	...
Dairy products stores, milk dealers	11,105	1,867,539	6,821	397,295	4,284	1,470,244	414,900	1,055,344	...	77,367	66,364	...	...
Corporations	2,731	1,247,979	1,568	162,757	1,163	1,085,222	275,492	809,730	...	56,303	49,234	...	...
Other legal forms	8,374	619,560	5,253	234,538	3,121	385,022	139,408	245,614	...	21,064	17,130	...	...
All other food stores	76,066	3,514,417	67,780	2,765,811	8,286	744,606	533,641	196,658	14,307	17,548	14,595	3,721	3,[illegible]
Corporations	4,352	595,191	3,412	356,066	940	239,125	159,667	65,665	13,793	6,157	5,349	3,578	2,85[illegible]
Other legal forms	71,714	2,919,226	64,368	2,409,745	7,346	505,481	373,974	130,993	514	11,391	9,246	143	158
Eating and drinking places, total	309,377	10,245,085	301,811	9,814,081	7,266	431,004	366,832	64,172	...	7,446	5,910	...	...
Corporations	19,526	2,794,116	18,780	1,850,911	746	243,205	204,952	38,253	...	4,572	4,774	...	...
Other legal forms	289,551	8,150,969	283,031	7,963,170	6,520	187,799	161,880	25,919	...	2,874	1,136	...	...
General stores, total	20,731	1,149,328	6,938	265,899	13,792	933,429	522,018	374,901	36,510	55,245	47,442	12,589	9,247
Corporations	1,517	348,131	204	29,003	1,313	319,128	135,063	156,734	27,331	16,498	14,471	9,250	6,464
Other legal forms	19,213	851,197	6,734	236,896	12,479	614,301	386,955	218,167	9,179	38,747	32,471	3,339	2,283
General merchandise group, total	50,547	15,899,250	37,882	4,429,576	12,658	11,469,674	6,663,844	3,158,306	1,647,524	642,405	590,358	510,017	412,184
Corporations	15,470	14,260,833	11,111	3,467,183	4,359	10,793,650	6,226,483	2,958,753	1,608,414	601,970	555,860	434,270	401,884
Other legal forms	35,070	1,638,417	26,771	962,393	8,299	676,024	437,361	199,553	39,110	40,435	34,498	15,747	10,300
Department stores	2,573	10,638,641	430	451,846	2,143	10,186,795	5,850,976	2,799,563	1,536,256	575,170	532,023	409,465	379,558
Corporations	2,447	10,522,704	414	440,576	2,033	10,082,128	5,793,091	2,759,454	1,529,583	567,099	525,000	406,834	377,338
Other legal forms	126	115,937	16	11,270	110	104,667	57,885	40,109	6,673	8,071	7,023	2,631	2,220
Dry goods, general merchandise stores	28,495	2,769,583	18,801	1,589,737	9,694	1,179,846	720,984	354,411	104,451	66,202	57,481	37,364	30,659
Corporations	5,745	1,663,890	3,563	1,029,592	2,232	634,298	363,019	198,284	72,995	34,671	30,679	24,419	22,713
Other legal forms	22,750	1,105,693	15,238	560,145	7,462	545,548	357,965	156,127	31,456	31,531	26,802	12,945	7,946
Variety stores	19,472	2,491,026	18,651	2,387,993	821	103,033	91,884	4,332	6,817	1,033	854	3,188	1,967
Corporations	7,228	2,074,239	7,134	1,997,015	94	77,224	70,373	1,015	5,836	200	181	3,017	1,833
Other legal forms	12,244	416,787	11,517	390,978	727	25,809	21,511	3,317	981	833	673	171	134
Apparel group, total	110,852	4,704,119	79,217	4,575,473	31,635	5,128,646	2,908,111	1,890,319	330,216	397,683	353,501	102,550	88,753
Corporations	26,191	5,505,492	16,277	2,197,805	9,913	3,307,687	1,759,151	1,298,491	250,045	276,609	259,530	76,193	66,001
Other legal forms	84,662	4,198,627	62,940	2,377,668	21,722	1,820,959	1,148,960	591,828	80,171	121,074	93,971	26,357	22,752
Men's, boys' clothing, furnishings stores	22,961	2,138,943	15,547	964,952	7,414	1,173,991	767,536	370,815	35,640	77,854	66,480	8,057	6,717
Corporations	5,400	1,066,035	2,924	368,915	2,476	697,120	429,194	240,866	27,060	50,267	44,036	5,835	4,953
Other legal forms	17,561	1,072,908	12,623	596,037	4,938	476,871	338,342	129,949	8,580	27,587	22,444	2,222	1,764
Family clothing stores	12,234	1,798,786	7,262	628,391	4,972	1,170,395	593,020	409,179	168,196	95,460	85,537	61,397	51,056
Corporations	2,539	1,132,982	718	283,101	1,821	849,881	388,691	324,272	136,918	75,029	68,281	48,789	40,667
Other legal forms	9,695	665,804	6,544	345,290	3,151	320,514	204,329	84,907	31,278	20,431	17,256	12,608	10,389

See footnote at end of table.

Table 11B.—ANALYSIS OF CASH AND CREDIT SALES AND BALANCES DUE BY LEGAL FORM OF ORGANIZATION—UNITED STATES, BY KIND OF BUSINESS: 1948—Continued

[Data based on sample. See text for description of sample and other explanatory material.]

Kind of business	Stores analyzing sales—Continued														Stores not analyzing sales	
	Stores with credit sales		Stores whose credit sales are all charge account sales				Stores whose credit sales are all installment sales				Stores with both charge account and installment sales					
				Sales, entire year				Sales, entire year				Sales, entire year				
	Number	Sales, entire year (Thousand dollars)	Number	Total (Thousand dollars)	Cash sales (Thousand dollars)	Charge account sales (Thousand dollars)	Number	Total (Thousand dollars)	Cash sales (Thousand dollars)	Installment sales (Thousand dollars)	Number	Total	Cash sales (Thousand dollars)	Charge account sales (Thousand dollars)	Installment sales (Thousand dollars)	Number	Sales, entire year (Thousand dollars)
United States, total	544,514	73,170,691	449,211	44,019,457	25,680,231	18,339,226	30,739	6,515,103	3,521,905	2,993,198	64,564	22,636,131	11,586,871	6,872,663	4,176,597	131,476	4,472,887
Corporations	106,270	41,073,470	70,687	19,483,268	10,349,961	9,133,307	11,862	4,892,106	2,798,570	2,093,536	23,721	16,698,096	8,496,538	5,307,093	2,894,465	5,650	793,717
Other legal forms	438,244	32,097,221	378,524	24,536,189	15,330,270	9,205,919	18,877	1,622,997	723,335	899,662	40,843	5,938,035	3,090,333	1,565,570	1,282,132	125,826	3,679,170
Food group, total	150,724	10,424,024	149,175	10,219,306	6,506,022	3,713,284	335	55,751	47,355	8,396	1,214	148,967	87,495	45,073	16,399	30,433	986,549
Corporations	8,483	3,384,207	8,210	3,252,782	2,159,714	1,093,068	108	46,388	39,955	6,433	165	85,037	51,333	22,305	11,399	534	67,292
Other legal forms	142,241	7,039,817	140,965	6,966,524	4,346,308	2,620,216	227	9,363	7,400	1,963	1,049	63,930	36,162	22,768	5,000	29,899	919,257
Grocery stores, without fresh meat	45,198	1,074,758	44,745	1,056,149	708,816	347,333	94	3,696	2,912	784	359	14,913	8,421	5,373	1,119	10,941	230,595
Corporations	912	121,050	886	116,051	81,847	34,204	11	1,807	1,489	318	15	3,192	1,536	1,258	398	59	6,572
Other legal forms	44,286	953,708	43,859	940,098	626,969	313,129	83	1,889	1,423	466	344	11,721	6,885	4,115	721	10,882	224,023
Grocery stores, with fresh meat	91,775	7,088,868	90,897	6,988,959	4,870,097	2,118,862	147	28,437	25,947	2,490	731	71,472	39,525	25,852	6,095	10,360	483,435
Corporations	5,269	1,912,581	5,173	1,866,576	1,675,962	190,614	30	22,298	21,114	1,184	66	23,707	13,088	8,480	2,139	155	30,658
Other legal forms	86,506	5,176,287	85,724	5,122,383	3,194,135	1,928,248	117	6,139	4,833	1,306	665	47,765	26,437	17,372	3,956	10,205	452,777
Candy, nut, confectionery stores	1,181	45,548	1,181	45,548	36,613	8,935	...	...	...	...	...	...	...	...	...	2,701	37,089
Corporations	199	26,229	199	26,229	20,807	5,422	...	...	...	...	...	...	...	...	...	47	3,657
Other legal forms	982	19,319	982	19,319	15,806	3,513	...	...	...	...	...	...	...	...	...	2,654	33,432
Dairy products stores, milk dealers	4,284	1,470,244	4,284	1,470,244	414,900	1,055,344	...	...	...	...	...	...	...	...	...	627	43,009
Corporations	1,163	1,085,222	1,163	1,085,222	275,492	809,730	...	...	...	...	...	...	...	...	...	87	12,410
Other legal forms	3,121	385,022	3,121	385,022	139,408	245,614	...	...	...	...	...	...	...	...	...	540	30,599
All other food stores	8,286	744,606	8,068	658,406	475,596	182,810	94	23,618	18,496	5,122	124	62,582	39,549	13,848	9,185	5,804	192,421
Corporations	940	239,125	789	158,704	105,606	53,098	67	22,283	17,352	4,931	84	58,138	36,709	12,567	8,862	186	13,395
Other legal forms	7,346	505,481	7,279	499,702	369,990	129,712	27	1,335	1,144	191	40	4,444	2,840	1,281	323	5,618	178,426
Eating and drinking places, total	7,266	431,004	7,266	431,004	366,832	64,172	...	...	...	...	...	...	...	...	...	37,570	934,417
Corporations	746	243,205	746	243,205	204,952	38,253	...	...	...	...	...	...	...	...	...	1,056	68,858
Other legal forms	6,520	187,799	6,520	187,799	161,880	25,919	...	...	...	...	...	...	...	...	...	36,514	765,559
General stores, total	13,792	933,429	12,735	683,655	416,021	267,634	71	12,118	10,162	1,956	986	237,656	95,835	107,267	34,554	837	33,319
Corporations	1,313	319,128	801	140,670	70,982	69,688	28	8,926	7,754	1,172	484	169,532	56,327	87,046	26,159	72	8,611
Other legal forms	12,479	614,301	11,934	542,985	345,039	197,946	43	3,192	2,408	784	502	68,124	39,508	20,221	8,395	765	24,708
General merchandise group, total	12,658	11,469,674	8,813	1,324,985	797,993	526,992	1,420	2,483,665	1,801,999	681,666	2,425	7,661,024	4,063,852	2,631,314	965,858	2,014	83,819
Corporations	4,359	10,793,650	1,652	797,090	436,986	360,104	811	2,442,477	1,787,521	654,956	1,896	7,554,083	4,001,976	2,598,649	953,458	202	30,261
Other legal forms	8,299	676,024	7,161	527,895	361,007	166,888	609	41,188	14,478	26,710	529	106,941	61,876	32,665	12,400	1,812	53,558
Department stores	2,143	10,186,795	318	495,485	251,088	244,397	379	2,275,853	1,676,086	599,767	1,446	7,415,457	3,923,802	2,555,166	936,489	7	6,10[illegible]
Corporations	2,033	10,082,128	257	437,960	218,120	219,840	374	2,271,357	1,674,553	596,804	1,402	7,372,811	3,900,418	2,539,614	932,779	7	6,10[illegible]
Other legal forms	110	104,667	61	57,525	32,968	24,557	5	4,496	1,533	2,963	44	42,646	23,384	15,552	3,710	...	...
Dry goods, general merchandise stores	9,694	1,179,846	7,779	801,454	522,645	278,809	964	137,792	61,614	76,178	951	240,600	136,725	75,602	28,273	1,258	51,421
Corporations	2,232	634,298	1,349	352,586	213,300	139,286	395	102,574	49,945	52,629	488	179,138	99,774	58,998	20,366	117	16,[illegible]
Other legal forms	7,462	545,548	6,430	448,868	309,345	139,523	569	35,218	11,669	23,549	463	61,462	36,951	16,604	7,907	1,141	34,921
Variety stores	821	103,033	716	28,046	24,260	3,786	77	70,020	64,299	5,721	28	4,967	3,325	546	1,096	249	26,292
Corporations	94	77,224	46	6,544	5,566	978	42	68,546	63,023	5,523	6	2,134	1,784	37	313	78	7,655
Other legal forms	727	25,809	670	21,502	18,694	2,808	35	1,474	1,276	198	22	2,833	1,541	509	783	671	18,637
Apparel group, total	31,635	5,128,646	26,767	3,957,350	2,326,430	1,630,920	2,829	398,354	194,654	203,700	2,039	772,942	387,027	259,399	126,516	4,825	201,375
Corporations	9,913	3,307,687	7,558	2,376,434	1,295,538	1,080,896	1,475	297,172	148,748	148,424	880	634,081	314,865	217,595	101,621	519	70,748
Other legal forms	21,722	1,820,959	19,209	1,580,916	1,030,892	550,024	1,354	101,182	45,906	55,276	1,159	138,861	72,162	41,804	24,895	4,306	130,627
Men's, boys' clothing, furnishings stores	7,414	1,173,991	6,696	1,016,504	662,858	353,646	441	89,106	62,350	26,756	277	68,381	42,328	17,169	8,884	771	36,397
Corporations	2,476	697,120	2,137	576,005	347,135	228,870	223	74,041	53,485	20,556	116	47,074	28,574	11,996	6,504	116	9,021
Other legal forms	4,938	476,871	4,559	440,499	315,723	124,776	218	15,065	8,865	6,200	161	21,307	13,754	5,173	2,380	655	27,376
Family clothing stores	4,972	1,170,395	3,304	757,862	424,756	333,106	1,337	174,662	48,252	126,410	331	237,871	120,012	76,073	41,786	300	19,231
Corporations	1,821	849,881	781	499,844	245,388	254,456	876	136,103	37,153	98,950	164	213,934	106,150	69,816	37,968	47	5,306
Other legal forms	3,151	320,514	2,523	258,018	179,368	78,650	461	38,559	11,099	27,460	167	23,937	13,862	6,257	3,818	253	13,925

See footnote at end of table.

Table 11B.—ANALYSIS OF CASH AND CREDIT SALES AND BALANCES DUE BY LEGAL FORM OF ORGANIZATION UNITED STATES, BY KIND OF BUSINESS: 1948—Continued

(Data based on sample. See text for description of sample and other explanatory material.)

Kind of business	Total: Stores (Number)	Total: Sales, entire year (Thousand dollars)	Stores analyzing sales — Stores with cash sales only: Number	Stores with cash sales only: Sales, entire year (Thousand dollars)	Stores with credit sales — Total: Stores (Number)	Total: Sales, entire year (Thousand dollars)	Cash sales (Thousand dollars)	Charge account sales (Thousand dollars)	Installment sales (Thousand dollars)	Balances due from customers — On charge account sales: End of year (Thousand dollars)	On charge account sales: Beginning of year (Thousand dollars)	On installment sales: End of year (Thousand dollars)	On installment sales: Beginning of year (Thousand dollars)
[illegible]													
[illegible]	[illegible]	[illegible]	18,[illegible]	1,[illegible]	11,12[illegible]	[illegible],334,952	1,[illegible]78,[illegible]	868,384	87,765	181,438	[illegible]	[illegible]	[illegible]
[illegible]	[illegible]	1,[illegible]	3,[illegible]72	[illegible]	4,197	1,343,486	[illegible]85,281	59[illegible],741	[illegible]	127,[illegible]22	1,[illegible]	[illegible]	[illegible]
[illegible]	[illegible]	[illegible]	14,[illegible]	[illegible]	7,[illegible]	691,496	[illegible]	272,643	25,3[illegible]	53,[illegible]	[illegible]	[illegible]	[illegible]
[illegible]	[illegible]	[illegible]	11,503	354,9[illegible]	1,245	71,4[illegible]	50,[illegible]47	2[illegible],872	580	3,088	2,[illegible]	[illegible]	[illegible]
[illegible]	[illegible]	[illegible]	2,232	147,452	334	34,571	30,147	[illegible],226	198	1,[illegible]85	1,[illegible]	[illegible]	
[illegible]	[illegible]	[illegible]	4,277	212,538	[illegible]	31,928	19,900	12,[illegible]	382	[illegible],703	1,74[illegible]	[illegible]	[illegible]
[illegible]	[illegible]	[illegible]	1[illegible],[illegible]06	1,[illegible]	2,[illegible]07	355,385	282,413	71,226	1,746	11,486	1[illegible],[illegible]53	[illegible]	[illegible]
[illegible]	[illegible]	912,[illegible]22	5,474	[illegible],5[illegible]	1,[illegible]	214,517	166,124	47,576	817	7,373	[illegible]	[illegible]	
[illegible]	11,[illegible]	[illegible]	[illegible]	347,[illegible]14	1,84[illegible]	14[illegible],868	11[illegible],289	23,650	929	4,113	3,[illegible]31	[illegible]	
[illegible]	[illegible]	14[illegible],21[illegible]	3,692	74,[illegible]13	1,[illegible]47	65,997	25,413	39,411	1,173	5,837	5,3[illegible]	[illegible]	
[illegible]	[illegible]	[illegible]	241	14,[illegible]	282	35,981	13,321	2[illegible],132	528	3,324	3,192	[illegible]	
[illegible]	[illegible]	[illegible]	3,451	59,[illegible]	765	30,016	12,092	17,27[illegible]	645	2,513	2,171	[illegible]	
Furriers [illegible]	[illegible]	[illegible]	[illegible]49	[illegible]7,[illegible]	1,551	18[illegible],533	56,151	90,6[illegible]	33,780	19,147	1[illegible]	[illegible]	[illegible]
Corporations	[illegible]	1[illegible]	67	[illegible],247	455	97,831	26,976	4[illegible]	20,911	10,469	10,[illegible]35	[illegible]	[illegible]
Other legal forms	1,[illegible]	104,131	532	21,42[illegible]	1,[illegible]96	82,702	29,175	40,658	12,869	8,[illegible]78	8,59[illegible]	4,[illegible]71	[illegible]
All other apparel [illegible]	[illegible]	282,854	6,426	2[illegible]	1,37[illegible]	75,864	54,698	19,830	1,336	3,373	2,65[illegible]	34[illegible]	[illegible]
Corporations	[illegible]	62,473	449	33,673	277	29,300	19,417	8,734	1,144	1,540	1,384	[illegible]3	[illegible]13
Other legal forms	[illegible],0[illegible]	219,881	5,977	173,317	1,093	46,564	35,281	11,096	187	1,333	1,275	[illegible]	[illegible]7
Furniture, furnishings, appliance group, total	8[illegible],11[illegible]	[illegible],812,394	28,395	1,302,457	51,223	5,809,937	2,[illegible]35,474	1,669,339	2,105,124	346,427	28[illegible],275	72[illegible]	545,5[illegible]
Corporations	17,33[illegible]	3,2[illegible]5,475	2,276	231,87[illegible]	15,054	2,973,605	858,172	805,826	1,309,607	160,551	14[illegible],238	472,[illegible]	359,[illegible]
Other legal forms	6[illegible],739	3,[illegible],919	26,619	770,587	36,169	2,836,332	1,177,302	863,513	795,517	185,876	14[illegible],37	[illegible]	186,11[illegible]
Furniture stores	27,8[illegible]	3,412,[illegible]	5,872	274,84[illegible]	21,978	3,137,176	891,557	837,356	1,408,263	214,642	184,2[illegible]	[illegible]53,[illegible]	436,[illegible]
Corporations	[illegible]	1,732,452	599	72,356	[illegible],200	1,060,096	379,445	42[illegible],682	859,969	103,711	92,626	35[illegible]	[illegible]78,[illegible]
Other legal forms	21,[illegible]	1,679,569	5,273	2[illegible],429	15,778	1,[illegible],080	512,112	416,674	548,294	11[illegible],481	91,578	2[illegible]2,585	157,[illegible]
Floor covering, drapery stores	[illegible]	[illegible]89,431	3,959	159,[illegible]	3,130	330,425	114,558	141,396	24,471	28,712	22,[illegible]26	7,437	4,[illegible]
Corporations	[illegible]	121,[illegible]16	446	35,5[illegible]	729	145,516	44,292	89,554	11,720	14,718	11,825	3,472	2,[illegible]
Other legal forms	5,[illegible]	308,415	3,513	123,506	2,401	184,909	70,266	101,842	12,751	13,994	11,1[illegible]1	3,965	2,1[illegible]
Other home furnishing stores	1[illegible],792	[illegible]31,439	7,912	161,7[illegible]3	2,880	268,735	92,855	74,614	101,266	10,387	[illegible],034	37,695	28,7[illegible]
Corporations	[illegible]	23[illegible],439	424	[illegible],651	946	179,788	50,964	36,694	92,130	5,492	4,[illegible]46	33,[illegible]	25,34[illegible]
Other legal forms	[illegible],622	193,997	7,488	1[illegible]5,[illegible]52	2,034	88,947	41,891	37,920	9,136	4,895	4,088	[illegible],022	3,[illegible]
Household appliance stores	23,3[illegible]	[illegible],1[illegible],524	7,903	295,523	2[illegible],443	1,811,001	787,732	509,025	514,244	83,441	66,656	114,413	71,[illegible]
Corporations	[illegible],456	908,144	658	43,242	6,798	864,952	318,222	234,281	312,449	33,330	28,368	81,335	50,442
Other legal forms	[illegible]	1,148,33[illegible]	7,245	252,281	13,645	946,049	469,510	274,744	201,795	50,161	38,288	33,083	[illegible],572
Radio stores	[illegible]	373,[illegible]	3,249	111,380	2,792	262,600	148,772	56,948	56,880	9,145	6,455	7,337	4,38
Corporations	630	147,374	149	24,121	481	123,253	65,249	24,665	33,339	3,300	2,473	4,196	2,350
Other legal forms	5,411	226,[illegible]	3,100	87,259	2,311	139,347	83,523	32,283	23,541	5,845	3,982	3,141	2,038
Automotive group, total	81,346	14,[illegible]34,175	24,[illegible]00	2,674,532	57,346	16,959,643	11,090,471	3,817,688	2,051,484	416,085	334,455	24[illegible],289	143,33[illegible]
Corporations	21,[illegible]69	1[illegible],[illegible]14,49[illegible]	[illegible],61[illegible]	846,716	18,459	9,957,770	6,549,875	2,287,650	1,120,245	219,368	182,968	135,331	78,74[illegible]
Other legal forms	[illegible],277	8,934,684	21,33[illegible]	1,832,816	38,887	7,001,873	4,540,596	1,530,038	931,239	196,717	151,487	1[illegible],958	70,599
Motor vehicle (new and used) dealers	[illegible],73	15,663,084	5,[illegible]29	1,[illegible]36,908	37,701	14,626,180	9,925,689	3,221,853	1,478,638	334,476	[illegible]66,830	143,6[illegible]	93,235
Corporations	14,[illegible]25	[illegible],444,767	961	500,701	13,064	8,944,066	6,094,617	1,968,136	881,313	179,183	[illegible]47,533	84,578	48,647
Other legal forms	29,7[illegible]5	[illegible],218,321	4,068	536,2[illegible]7	24,637	5,682,114	3,831,072	1,253,717	597,325	155,293	119,297	59,011	44,588
Motor vehicle (used) dealers	15,852	[illegible],34[illegible],19	9,829	1,299,293	6,023	1,044,726	587,904	84,[illegible]42	372,780	16,345	7,494	40,815	24,311
Corporations	1,758	[illegible],[illegible]47	768	266,508	990	333,639	190,186	34,79[illegible]	108,659	3,380	2,694	9,47[illegible]	6,374
Other legal forms	14,[illegible]	1,743,872	9,061	1,032,785	5,033	711,087	397,718	49,248	264,121	[illegible],965	4,800	31,345	18,437
Tire, battery, accessory dealers	18,434	1,299,913	6,584	220,188	11,850	1,079,725	478,192	455,885	145,648	65,033	55,025	46,372	26,347
Corporations	4,[illegible]	654,[illegible]25	635	53,751	4,029	600,374	233,107	254,057	113,210	33,513	30,005	38,034	21,668
Other legal forms	13,[illegible]	645,788	5,949	166,437	7,821	479,351	245,085	201,828	32,438	31,520	25,020	8,03[illegible]	4,[illegible]79
All other automotive dealers	4,330	332,155	2,558	123,143	1,772	209,012	98,686	55,908	54,418	6,231	5,106	[illegible],793	4,946
Corporations	622	105,447	246	25,756	376	79,691	31,965	30,663	17,063	3,292	2,736	3,229	2,[illegible]51
Other legal forms	3,708	226,708	2,312	97,387	1,396	129,321	66,721	25,245	37,355	2,939	2,370	6,564	2,895

See footnote at end of table.

Table 11B.—ANALYSIS OF CASH AND CREDIT SALES AND BALANCES DUE BY LEGAL FORM OF ORGANIZATION—UNITED STATES, BY KIND OF BUSINESS: 1948—Continued

[Data based on sample. See text for description of sample and other explanatory material.]

Kind of business	Stores analyzing sales—Continued: Stores with credit sales: Number	Stores with credit sales: Sales, entire year (Thousand dollars)	Stores whose credit sales are all charge account sales: Number	Sales, entire year: Total (Thousand dollars)	Cash sales (Thousand dollars)	Charge account sales (Thousand dollars)	Stores whose credit sales are all installment sales: Number	Sales, entire year: Total (Thousand dollars)	Cash sales (Thousand dollars)	Installment sales (Thousand dollars)	Stores with both charge account and installment sales: Number	Sales, entire year: Total (Thousand dollars)	Cash sales (Thousand dollars)	Charge account sales (Thousand dollars)	Installment sales (Thousand dollars)	Stores not analyzing sales: Number	Sales, entire year (Thousand dollars)
Apparel group--Continued																	
Women's ready-to-wear stores	11,129	2,034,982	9,537	1,544,398	819,076	725,322	643	101,829	67,271	34,558	949	388,755	192,486	143,062	53,207	1,468	78,622
Corporations	3,197	1,343,486	2,591	954,649	478,809	475,840	221	69,506	48,488	21,018	385	319,331	157,984	119,901	41,446	212	38,225
Other legal forms	7,932	691,496	6,946	589,749	340,267	249,482	422	32,323	18,783	13,540	564	69,424	34,502	23,161	11,761	1,256	40,397
Other apparel accessory specialty stores	1,245	71,499	1,151	65,555	45,170	20,385	66	4,334	3,798	536	28	1,610	1,079	487	44	712	14,638
Corporations	339	39,571	300	35,437	26,680	8,757	24	2,737	2,576	161	15	1,397	891	469	37	70	4,664
Other legal forms	906	31,928	851	30,118	18,490	11,628	42	1,597	1,222	375	13	213	188	18	7	642	9,974
Shoe stores	2,907	355,385	2,830	341,848	274,216	67,632	28	2,538	1,721	817	49	10,999	6,476	3,594	929	641	22,339
Corporations	1,066	214,517	1,020	204,778	160,172	44,606	8	1,140	950	190	38	8,599	5,002	2,970	627	20	3,358
Other legal forms	1,841	140,868	1,810	137,070	114,044	23,026	20	1,398	771	627	11	2,400	1,474	624	302	621	18,981
Custom tailors	1,047	65,997	1,030	62,618	23,567	39,051	10	1,771	1,159	612	7	1,608	687	360	561	209	5,875
Corporations	282	35,981	274	33,966	12,089	21,877	5	980	663	317	3	1,035	569	255	211	6	705
Other legal forms	765	30,016	756	28,652	11,478	17,174	5	791	496	295	4	573	118	105	350	203	5,170
Furriers, fur shops	1,551	180,533	993	101,666	28,847	72,819	195	19,236	6,160	13,076	363	59,631	21,144	17,783	20,704	105	11,097
Corporations	455	97,831	288	49,399	11,041	38,358	34	8,602	2,176	6,426	133	39,830	13,759	11,586	14,485	26	8,364
Other legal forms	1,096	82,702	705	52,267	17,806	34,461	161	10,634	3,984	6,650	230	19,801	7,385	6,197	6,219	79	2,733
All other apparel stores	1,370	75,864	1,226	66,899	47,940	18,959	109	4,878	3,943	935	35	4,087	2,815	871	401	619	13,176
Corporations	277	29,300	167	22,356	14,224	8,132	84	4,063	3,257	806	26	2,881	1,936	602	343	22	1,105
Other legal forms	1,093	46,564	1,059	44,543	33,716	10,827	25	815	686	129	9	1,206	879	269	58	597	12,071
Furniture, furnishings, appliance group, total	51,223	5,809,937	21,172	1,769,809	824,421	945,388	12,668	1,634,299	483,999	1,150,300	17,383	2,405,829	727,054	723,951	954,824	5,452	181,480
Corporations	15,054	2,973,605	3,964	621,430	239,811	381,669	5,161	1,033,814	279,117	754,697	5,929	1,318,311	339,244	424,157	554,910	685	44,524
Other legal forms	36,169	2,836,332	17,208	1,148,329	584,610	563,719	7,507	600,485	204,882	395,603	11,454	1,087,518	387,810	299,794	399,914	4,767	121,456
Furniture stores	21,978	3,137,176	7,418	699,291	286,267	413,024	6,999	1,035,067	232,864	802,203	7,561	1,402,818	372,426	424,332	606,060	1,177	60,140
Corporations	6,200	1,660,096	1,453	247,628	82,123	165,505	2,365	606,727	111,775	494,952	2,382	805,741	185,547	255,177	365,017	278	34,832
Other legal forms	15,778	1,477,080	5,965	451,663	204,144	247,519	4,634	428,340	121,089	307,251	5,179	597,077	186,879	169,155	241,043	899	25,208
Floor covering, drapery stores	3,130	330,425	2,519	252,696	92,817	159,879	309	20,522	6,812	13,710	302	57,207	14,929	31,517	10,761	661	22,599
Corporations	729	145,516	566	104,820	36,019	68,801	63	7,224	2,036	5,188	100	33,472	6,237	20,703	6,532	71	5,616
Other legal forms	2,401	184,909	1,953	147,876	56,798	91,078	246	13,298	4,776	8,522	202	23,735	8,692	10,814	4,229	590	16,983
Other home furnishing stores	2,880	268,735	2,161	121,261	53,622	67,639	564	125,514	31,166	94,348	155	21,960	8,067	6,975	6,918	1,085	18,5[illegible]8
Corporations	846	179,788	402	48,941	17,028	31,913	404	116,655	29,319	87,336	40	14,192	4,617	4,781	4,794	70	2,[illegible]
Other legal forms	2,034	88,947	1,759	72,320	36,594	35,726	160	8,859	1,847	7,012	115	7,768	3,450	2,194	2,124	1,015	16,44[illegible]
Household appliance stores	20,443	1,811,001	7,709	587,353	320,392	266,961	4,260	400,060	189,468	210,592	8,474	823,588	277,872	242,064	303,652	1,353	61,51[illegible]
Corporations	6,798	864,952	1,324	178,394	79,361	99,033	2,223	274,053	127,659	146,394	3,251	412,505	111,202	135,248	166,055	174	15,182
Other legal forms	13,645	946,049	6,385	408,959	241,031	167,928	2,037	126,007	61,809	64,198	5,223	411,083	166,670	106,816	137,597	1,179	46,335
Radio stores	2,792	262,600	1,365	109,208	71,323	37,885	536	53,136	23,689	29,447	891	100,256	53,760	19,063	27,433	1,176	23,816
Corporations	481	123,253	219	41,697	25,280	16,417	106	29,155	8,328	20,827	156	52,401	31,641	8,248	12,512	92	[illegible],833
Other legal forms	2,311	139,347	1,146	67,511	46,043	21,468	430	23,981	15,361	8,620	735	47,855	22,119	10,815	14,921	1,084	[illegible],983
Automotive group, total	57,346	16,959,643	29,234	7,466,219	5,548,194	1,918,025	6,352	1,010,973	554,493	456,480	21,760	8,482,451	4,987,784	1,899,663	1,595,004	4,854	534,608
Corporations	18,459	9,957,770	7,871	4,160,737	3,118,475	1,042,262	1,508	390,536	228,763	161,773	9,080	5,406,497	3,202,637	1,245,388	958,472	559	165,377
Other legal forms	38,887	7,001,873	21,363	3,305,482	2,429,719	875,763	4,844	620,437	325,730	294,707	12,680	3,075,954	1,785,147	654,275	636,532	4,295	369,231
Motor vehicle (new and used) dealers	37,701	14,626,180	21,117	6,742,248	5,133,260	1,608,988	891	245,670	154,802	90,868	15,693	7,638,262	4,637,627	1,612,865	1,387,770	1,306	322,[illegible]
Corporations	13,064	8,944,066	6,624	3,916,162	2,991,116	925,046	270	132,734	87,398	45,336	6,170	4,895,170	3,016,103	1,043,090	835,977	291	133,[illegible]34
Other legal forms	24,637	5,682,114	14,493	2,826,086	2,142,144	683,942	621	112,936	67,404	45,532	9,523	2,743,092	1,621,524	569,775	551,793	1,015	189,164
Motor vehicle (used) dealers	6,023	1,044,726	1,608	240,378	184,991	55,387	3,464	562,306	278,209	284,097	951	242,042	124,704	28,655	88,683	1,023	114,[illegible]
Corporations	990	333,639	285	89,667	68,932	20,735	453	136,919	65,652	71,267	252	107,053	55,602	14,059	37,392	57	10,[illegible]
Other legal forms	5,033	711,087	1,323	150,711	116,059	34,652	3,011	425,387	212,557	212,830	699	134,989	69,102	14,596	51,291	966	[illegible]
Tire, battery, accessory dealers	11,850	1,079,725	5,707	391,744	181,439	210,305	1,450	139,711	95,088	44,623	4,693	548,270	201,665	245,580	101,025	2,191	80,665
Corporations	4,029	600,374	771	113,770	40,983	72,787	675	105,400	68,829	36,571	2,583	381,204	123,295	181,270	76,639	176	17,340
Other legal forms	7,821	479,351	4,936	277,974	140,456	137,518	775	34,311	26,259	8,052	2,110	167,066	78,370	64,310	24,386	2,015	63,325
All other automotive dealers	1,772	209,012	802	91,849	48,504	43,345	547	63,286	26,394	36,892	423	53,877	23,788	12,563	17,526	334	16,423
Corporations	376	79,691	191	41,138	17,444	23,694	110	15,483	6,884	8,599	75	23,070	7,637	6,969	8,464	35	3,52[illegible]
Other legal forms	1,396	129,321	611	50,711	31,060	19,651	437	47,803	19,510	28,293	348	30,807	16,151	5,594	9,062	299	12,95[illegible]

See footnote at end of table.

Table 11B.—ANALYSIS OF CASH AND CREDIT SALES AND BALANCES DUE BY LEGAL FORM OF ORGANIZATION UNITED STATES, BY KIND OF BUSINESS: 1948—Continued

[Data based on sample. See text for description of sample and other explanatory material.]

Kind of business	Stores analyzing sales: Total: Stores (Number)	Total: Sales, entire year (Thousand dollars)	Stores with cash sales only: Number	Stores with cash sales only: Sales, entire year (Thousand dollars)	Stores with credit sales: Total: Stores (Number)	Total: Sales, entire year (Thousand dollars)	Cash sales (Thousand dollars)	Charge account sales (Thousand dollars)	Installment sales (Thousand dollars)	Balances due from customers: On charge account sales: End of year (Thousand dollars)	On charge account sales: Beginning of year (Thousand dollars)	On installment sales: End of year (Thousand dollars)	On installment sales: Beginning of year (Thousand dollars)
Gasoline service stations, total	163,592	6,087,817	95,232	2,872,072	68,358	3,215,745	2,270,921	929,597	15,227	125,508	91,823	2,479	1,563
Corporations	8,336	754,043	2,581	185,486	5,755	568,557	365,086	197,909	5,562	29,219	22,734	910	1,343
Other legal forms	155,256	5,333,774	92,651	2,686,586	62,603	2,647,188	1,905,835	731,688	9,665	96,289	69,089	1,569	17
Lumber, building, hardware group, total	34,486	11,020,393	27,108	1,203,984	67,378	9,816,409	3,848,056	5,580,575	387,778	835,756	646,704	47,819	43,734
Corporations	23,527	5,274,263	1,991	185,052	21,536	5,089,211	1,501,897	3,333,394	253,920	473,641	406,142	38,785	34,647
Other legal forms	10,959	5,746,130	25,117	1,018,932	45,842	4,727,198	2,346,159	2,247,181	133,858	362,115	288,562	9,034	15,087
Lumber yards, building materials dealers	25,359	5,061,971	3,232	251,860	22,127	4,810,111	1,090,478	3,655,220	64,413	549,345	459,245	16,161	11,713
Corporations	12,445	3,316,744	475	78,187	11,970	3,238,557	634,943	2,563,435	40,179	369,630	316,870	9,449	7,319
Other legal forms	12,914	1,745,227	2,757	173,673	10,157	1,571,554	455,535	1,091,785	24,234	179,765	142,375	6,712	4,395
Plumbing, paint, electrical stores	19,016	1,129,013	7,178	213,925	11,838	915,088	328,570	547,930	38,588	76,776	65,494	4,466	3,562
Corporations	3,793	421,747	628	33,631	3,165	388,116	111,787	251,780	24,549	32,042	28,285	2,007	2,226
Other legal forms	15,223	707,266	6,550	180,294	8,673	526,972	216,783	296,150	14,039	44,734	37,209	2,059	1,336
Hardware stores	33,259	2,479,333	13,441	471,815	19,818	2,007,518	1,193,063	643,545	170,910	115,805	99,404	26,053	19,882
Corporations	4,831	956,529	716	50,036	4,115	906,493	495,024	270,129	141,340	43,805	38,681	18,420	16,284
Other legal forms	28,428	1,522,804	12,725	421,779	15,703	1,101,025	698,039	373,416	29,570	72,000	60,723	7,633	3,598
Farm equipment dealers	16,852	2,350,076	3,257	266,384	13,595	2,083,692	1,235,945	733,880	113,867	93,780	70,566	22,539	14,553
Corporations	2,458	579,243	172	23,198	2,286	556,045	260,143	248,050	47,852	28,164	22,306	9,309	8,819
Other legal forms	14,394	1,770,833	3,085	243,186	11,309	1,527,647	975,802	485,830	66,015	65,616	48,260	13,230	5,734
Drug and proprietary stores, total	53,977	3,945,040	39,363	2,720,614	14,614	1,224,426	1,008,458	214,733	1,235	36,043	30,781	398	31
Corporations	8,282	1,378,805	5,850	1,016,079	2,432	362,726	301,380	60,906	440	10,052	8,718	121	9
Other legal forms	45,695	2,566,235	33,513	1,704,535	12,182	861,700	707,078	153,827	795	25,991	22,063	277	22
Other retail stores, total	199,826	12,875,368	130,306	5,117,614	69,520	7,757,754	3,433,950	3,753,902	569,902	562,630	505,460	248,713	196,986
Corporations	28,451	4,984,422	10,231	910,698	18,220	4,073,724	1,492,008	2,187,111	394,605	305,145	284,617	189,632	154,000
Other legal forms	171,375	7,890,946	120,075	4,206,916	51,300	3,684,030	1,941,942	1,566,791	175,297	257,485	220,843	59,081	42,986
Fuel, fuel oil, ice dealers	21,442	2,383,121	7,639	267,476	13,803	2,115,645	704,021	1,378,034	33,590	200,875	180,370	5,586	4,475
Corporations	5,160	1,348,395	500	61,794	4,660	1,286,601	346,270	918,835	21,496	130,280	119,555	3,598	3,688
Other legal forms	16,282	1,034,726	7,139	205,682	9,143	829,044	357,751	459,199	12,094	70,595	60,815	1,988	787
Feed, farm, garden supply stores	20,025	2,943,038	6,244	443,225	13,781	2,499,813	1,250,387	1,232,058	17,368	149,885	136,602	4,533	3,356
Corporations	4,867	1,380,735	729	142,379	4,138	1,238,356	555,636	672,571	10,149	71,247	67,917	2,929	2,161
Other legal forms	15,158	1,562,303	5,515	300,846	9,643	1,261,457	694,751	559,487	7,219	78,638	68,685	1,604	1,195
Jewelry stores	20,117	1,232,146	8,859	221,090	11,258	1,011,056	459,099	253,738	298,219	77,349	70,308	131,468	105,366
Corporations	3,308	556,460	471	26,742	2,837	529,718	188,640	132,701	208,377	37,807	34,741	96,985	78,520
Other legal forms	16,809	675,686	8,388	194,348	8,421	481,338	270,459	121,037	89,842	39,542	35,567	34,483	26,846
Book, stationery stores	6,619	550,232	3,100	87,255	3,519	462,977	142,322	241,427	79,228	34,684	32,226	57,458	47,217
Corporations	1,561	331,726	153	12,678	1,408	319,048	80,161	164,910	73,977	23,615	22,950	55,830	46,835
Other legal forms	5,058	218,506	2,947	74,577	2,111	143,929	62,161	76,517	5,251	11,069	9,276	1,628	382
Sporting goods, bicycle stores	7,924	329,833	5,578	137,983	2,346	191,850	117,871	69,531	4,448	10,826	9,276	1,047	651
Corporations	667	110,055	240	15,942	427	94,113	52,266	40,450	1,397	5,705	5,184	429	272
Other legal forms	7,257	219,778	5,338	122,041	1,919	97,737	65,605	29,081	3,051	5,121	4,092	618	379
Florists	13,969	366,535	6,750	104,146	7,219	262,389	113,905	148,484	...	24,575	21,391	...	...
Corporations	1,045	69,786	212	6,914	833	62,872	22,957	39,915	...	6,641	6,265	...	...
Other legal forms	12,924	296,749	6,538	97,232	6,386	199,517	90,948	108,569	...	17,934	15,126	...	...
Music stores	5,744	338,842	3,042	74,312	2,702	264,530	107,343	62,727	94,460	12,428	10,614	37,804	27,475
Corporations	903	157,684	255	18,099	648	139,585	44,553	36,552	58,480	5,680	5,925	24,642	18,312
Other legal forms	4,841	181,158	2,787	56,213	2,054	124,945	62,790	26,175	35,980	6,748	4,689	13,162	9,163
Optical goods stores	1,825	72,519	1,030	26,490	795	46,029	30,973	12,922	2,134	2,068	1,731	558	469
Corporations	513	31,741	187	6,460	326	25,281	17,084	7,021	1,176	1,224	1,143	377	341
Other legal forms	1,312	40,778	843	20,030	469	20,748	13,889	5,901	958	844	588	181	128
Camera, photographic supply stores	2,816	200,912	1,648	61,928	1,168	138,984	83,155	52,120	3,709	7,556	6,319	615	513
Corporations	534	80,799	209	14,844	325	65,955	37,351	26,418	2,186	3,810	3,449	420	371
Other legal forms	2,282	120,113	1,439	47,084	843	73,029	45,804	25,702	1,523	3,746	2,870	195	142
All other retail stores	99,345	4,458,190	86,416	3,693,709	12,929	764,481	424,874	302,861	36,746	42,384	36,623	9,664	7,464
Corporations	9,893	917,041	7,275	604,846	2,618	312,195	147,090	147,738	17,367	19,136	17,488	4,422	3,500
Other legal forms	89,452	3,541,149	79,141	3,088,863	10,311	452,286	277,784	155,123	19,379	23,248	19,135	5,222	3,964

See footnote at end of table.

Table 11B.—ANALYSIS OF CASH AND CREDIT SALES AND BALANCES DUE BY LEGAL FORM OF ORGANIZATION—UNITED STATES, BY KIND OF BUSINESS: 1948—Continued

[Data based on sample. See text for description of sample and other explanatory material.]

Kind of business	Stores analyzing sales—Continued														Stores not analyzing sales	
	Stores with credit sales		Stores whose credit sales are all charge account sales				Stores whose credit sales are all installment sales				Stores with both charge account and installment sales					
				Sales, entire year				Sales, entire year				Sales, entire year				
	Number	Sales, entire year (Thousand dollars)	Number	Total (Thousand dollars)	Cash sales (Thousand dollars)	Charge account sales (Thousand dollars)	Number	Total (Thousand dollars)	Cash sales (Thousand dollars)	Installment sales (Thousand dollars)	Number	Total	Cash sales (Thousand dollars)	Charge account sales (Thousand dollars)	Installment sales (Thousand dollars)	Number	Sales, entire year (Thousand dollars)
Gasoline service stations, total	68,358	3,215,745	65,756	3,015,905	2,138,546	877,359	237	10,269	8,099	2,170	2,365	189,571	124,276	52,238	13,057	24,650	669,230
Corporations	5,755	568,557	5,114	476,837	302,969	173,868	16	1,764	1,464	300	625	89,956	60,653	24,041	5,262	330	43,818
Other legal forms	62,603	2,647,188	60,642	2,539,068	1,835,577	703,491	221	8,505	6,635	1,870	1,740	99,615	63,623	28,197	7,795	24,320	625,412
Lumber, building, hardware group, total	67,378	9,816,409	56,024	7,648,398	2,856,376	4,792,022	1,515	385,968	243,696	142,272	9,839	1,782,043	747,984	788,553	245,506	4,446	272,170
Corporations	21,536	5,089,211	17,827	3,925,070	1,024,324	2,900,746	854	335,333	211,313	124,020	2,855	828,808	266,260	432,648	129,900	405	61,001
Other legal forms	45,842	4,727,198	38,197	3,723,328	1,832,052	1,891,276	661	50,635	32,383	18,252	6,984	953,235	481,724	355,905	115,606	4,041	211,169
Lumber yards, building materials dealers	22,127	4,810,111	20,559	4,403,477	990,956	3,412,521	201	39,693	17,003	22,690	1,367	366,941	82,519	242,699	41,723	743	81,790
Corporations	11,970	3,238,557	11,161	2,974,608	575,768	2,398,840	120	27,737	12,511	15,226	689	236,212	46,664	164,595	24,953	184	37,670
Other legal forms	10,157	1,571,554	9,398	1,428,869	415,188	1,013,681	81	11,956	4,492	7,464	678	130,729	35,855	78,104	16,770	559	44,127
Plumbing, paint, electrical stores	11,838	915,088	10,364	754,723	294,839	459,884	192	11,759	6,199	5,560	1,282	148,606	27,532	88,046	33,028	1,526	52,847
Corporations	3,165	388,116	2,598	298,368	103,019	195,349	53	3,957	1,339	2,618	514	85,791	7,429	56,431	21,931	88	6,391
Other legal forms	8,673	526,972	7,766	456,355	191,820	264,535	139	7,802	4,860	2,942	768	62,815	20,103	31,615	11,097	1,438	46,456
Hardware stores	19,818	2,007,518	15,344	1,206,119	733,236	472,883	956	308,646	203,471	105,175	3,518	492,753	256,356	170,662	65,735	1,416	61,859
Corporations	4,115	906,493	2,663	374,162	195,042	179,120	625	289,840	188,709	101,131	827	242,491	111,273	91,009	40,209	67	6,356
Other legal forms	15,703	1,101,025	12,681	831,957	538,194	293,763	331	18,806	14,762	4,044	2,691	250,262	145,083	79,653	25,526	1,349	55,503
Farm equipment dealers	13,595	2,083,692	9,757	1,284,079	837,345	446,734	166	25,870	17,023	8,847	3,672	773,743	381,577	287,146	105,020	761	75,660
Corporations	2,286	556,045	1,405	277,932	150,495	127,437	56	13,799	8,754	5,045	825	264,314	100,894	120,613	42,807	66	10,584
Other legal forms	11,309	1,527,647	8,352	1,006,147	686,850	319,297	110	12,071	8,269	3,802	2,847	509,429	280,683	166,533	62,213	695	65,083
Drug and proprietary stores, total	14,614	1,224,426	14,377	1,185,981	974,730	211,251	56	9,480	9,129	351	181	28,965	24,599	3,482	884	1,803	92,440
Corporations	2,432	362,726	2,363	333,961	275,139	58,822	30	8,447	8,363	84	39	20,318	17,878	2,084	356	122	10,204
Other legal forms	12,182	861,700	12,014	852,020	699,591	152,429	26	1,033	766	267	142	8,647	6,721	1,398	528	1,681	82,236
Other retail stores, total	69,520	7,757,754	57,892	6,316,845	2,924,666	3,392,179	5,256	514,226	168,319	345,907	6,372	926,683	340,965	361,723	223,995	14,592	578,480
Corporations	18,220	4,073,724	14,581	3,155,002	1,221,071	1,933,931	1,871	327,249	85,572	241,677	1,768	591,473	185,365	253,180	152,928	1,166	203,023
Other legal forms	51,300	3,684,030	43,311	3,161,843	1,703,595	1,458,248	3,385	186,977	82,747	104,230	4,604	335,210	155,600	108,543	71,067	13,426	375,457
Fuel, fuel oil, ice dealers	13,803	2,115,645	12,591	1,855,476	624,745	1,230,731	155	19,174	10,332	8,842	1,057	240,995	68,944	147,303	24,748	1,211	85,759
Corporations	4,660	1,286,601	4,096	1,081,004	282,553	798,451	75	12,046	6,749	5,297	489	193,551	56,968	120,384	16,199	245	48,810
Other legal forms	9,143	829,044	8,495	774,472	342,192	432,280	80	7,128	3,583	3,545	568	47,444	11,976	26,919	8,549	966	36,949
Feed, farm, garden supply stores	13,781	2,499,813	13,365	2,401,028	1,209,090	1,191,931	53	9,897	4,221	5,676	363	88,888	37,069	40,127	11,692	1,536	216,579
Corporations	4,138	1,238,356	3,984	1,183,394	535,308	648,086	30	4,400	2,172	2,228	124	50,562	18,156	24,485	7,921	367	112,956
Other legal forms	9,643	1,261,457	9,381	1,217,634	673,789	543,845	23	5,497	2,049	3,448	239	38,326	18,913	15,642	3,771	1,169	103,623
Jewelry stores	11,258	1,011,056	6,508	463,027	263,043	199,984	2,731	317,485	95,473	222,012	2,019	230,544	100,583	53,754	76,207	1,154	26,782
Corporations	2,837	529,718	1,113	188,582	86,562	102,020	1,235	215,752	55,815	159,937	489	125,384	46,263	30,681	48,440	41	2,567
Other legal forms	8,421	481,338	5,395	274,445	176,481	97,964	1,496	101,733	39,658	62,075	1,530	105,160	54,320	23,073	27,767	1,113	24,215
Book, stationery stores	3,519	462,977	3,058	329,521	121,598	207,923	185	50,657	3,162	47,495	276	82,799	17,562	33,504	31,733	321	9,471
Corporations	1,408	319,048	1,107	202,781	64,756	138,025	174	45,688	2,559	43,129	127	70,579	12,846	26,885	30,848	14	3,772
Other legal forms	2,111	143,929	1,951	126,740	56,842	69,898	11	4,969	4,366	4,366	149	12,220	4,716	6,619	885	307	5,699
Sporting goods, bicycle stores	2,346	191,850	1,865	153,970	93,017	60,953	155	6,964	5,279	1,685	326	30,916	19,575	8,578	2,763	60	15,146
Corporations	427	94,113	309	77,144	41,848	35,301	17	2,611	2,431	180	33	14,353	7,985	5,149	1,217	18	1,752
Other legal forms	1,919	97,737	1,488	76,821	51,169	25,652	138	4,353	2,848	1,505	293	16,563	11,588	3,429	1,546	653	13,394
Florists	7,219	262,389	7,219	262,389	113,905	148,484	...	...	...	...	...	...	...	...	...	709	13,933
Corporations	833	62,872	833	62,872	22,957	39,915	...	...	...	...	...	...	...	...	...	12	1,014
Other legal forms	6,386	199,517	6,386	199,517	90,948	108,569	...	...	...	...	...	...	...	...	...	697	12,919
Music stores	2,752	264,530	1,103	60,348	34,924	25,424	677	59,258	26,060	33,198	922	144,924	46,359	37,303	61,262	381	8,510
Corporations	648	139,585	213	20,061	9,371	10,690	150	27,193	11,152	16,041	285	92,331	24,030	25,862	42,439	6	954
Other legal forms	2,054	124,945	890	40,287	25,553	14,734	527	32,065	14,908	17,157	637	52,593	22,329	11,441	18,823	375	7,556
Optical goods stores	795	46,029	665	40,282	28,252	12,030	97	3,056	1,320	1,736	33	2,691	1,401	892	398	65	1,771
Corporations	326	25,281	288	21,798	15,604	6,194	19	1,222	395	827	19	2,261	1,085	827	349	12	901
Other legal forms	469	20,748	377	18,484	12,648	5,836	78	1,834	925	909	14	430	316	65	49	53	870
Camera, photographic supply stores	1,168	138,984	896	96,450	58,570	37,880	12	892	767	125	260	41,642	23,818	14,240	3,584	215	1,311
Corporations	325	65,955	263	42,411	25,617	16,794	1	(x)	(x)	(x)	61	(x)	(x)	(x)	(x)	27	1,794
Other legal forms	843	73,029	633	54,039	32,953	21,086	11	(x)	(x)	(x)	199	(x)	(x)	(x)	(x)	188	4,377
All other retail stores	12,929	784,481	10,622	654,354	377,515	276,839	1,191	46,843	21,705	25,138	1,116	63,284	25,654	26,022	11,608	8,260	194,[illegible]
Corporations	2,618	312,195	2,307	274,950	136,495	138,455	170	(x)	(x)	(x)	141	(x)	(x)	(x)	(x)	425	28,439
Other legal forms	10,311	452,286	8,315	379,404	241,020	138,384	1,021	(x)	(x)	(x)	975	(x)	(x)	(x)	(x)	7,835	137,425

x Withheld to avoid disclosure.

Table 11C.—ANALYSIS OF CASH AND CREDIT SALES AND BALANCES DUE FOR SINGLE AND MULTIUNITS UNITED STATES, BY KIND OF BUSINESS: 1948

[See text for explanatory material and description of sample data included]

Kind of business	Stores analyzing sales: Total stores (Number)	Stores analyzing sales: Total sales, entire year (Thousand dollars)	Stores with cash sales only: Number	Stores with cash sales only: Sales, entire year (Thousand dollars)	Stores with credit sales: Total stores (Number)	Stores with credit sales: Total sales, entire year (Thousand dollars)	Stores with credit sales: Cash sales (Thousand dollars)	Stores with credit sales: Charge account sales (Thousand dollars)	Stores with credit sales: Installment sales (Thousand dollars)	Balances due from customers: On charge account sales, End of year (Thousand dollars)	Balances due from customers: On charge account sales, Beginning of year (Thousand dollars)	Balances due from customers: On installment sales, End of year (Thousand dollars)	Balances due from customers: On installment sales, Beginning of year (Thousand dollars)
[illegible]	[illegible]	[illegible]	1,094,010	54,576,014	[illegible]	73,170,691	40,789,307	25,211,889	7,169,795	3,779,154	3,231,947	1,411,728	1,442,436
Single units	[illegible]	[illegible]	935,008	36,293,417	480,294	53,001,253	29,695,877	19,205,165	4,100,211	2,842,877	2,446,474	469,318	442,760
Multiunits	[illegible]	[illegible]	99,002	13,282,597	61,720	20,169,438	11,093,430	6,006,724	3,069,584	911,277	826,474	941,760	998,899
2 or 3 store multiunits	[illegible]	[illegible]	31,579	2,660,498	25,134	6,250,287	3,089,281	2,433,738	727,268	396,334	351,818	236,520	192,182
4 to 10 store multiunits	[illegible]	[illegible]	13,467	1,739,754	10,315	3,681,572	1,644,822	1,552,248	484,502	247,547	234,830	141,685	153,346
11 or more store multiunits	[illegible]	[illegible]	53,457	13,921,845	26,266	10,237,579	6,359,027	2,020,738	1,857,814	267,336	242,051	513,849	653,907
Food group, total	479,992	30,318,736	323,258	19,894,712	150,724	10,424,024	6,640,872	3,758,357	24,795	353,346	288,133	5,458	4,834
Single units	431,825	18,612,387	288,806	10,937,780	143,019	7,674,607	4,617,869	3,048,425	8,313	301,688	241,613	1,703	1,656
Multiunits	48,167	11,706,349	34,452	8,956,932	7,705	2,749,417	2,023,003	709,932	16,482	52,238	46,520	4,251	3,178
2 or 3 store multiunits	4,720	1,234,118	3,006	784,423	1,721	449,695	270,419	178,616	660	16,023	13,344	115	231
4 to 10 store multiunits	4,512	1,066,749	3,707	746,938	805	319,861	157,934	159,101	2,826	13,156	11,649	1,360	784
11 or more store multiunits	37,418	9,405,482	23,739	7,425,571	4,179	1,979,861	1,594,650	372,215	12,996	23,059	21,455	2,776	2,139
Grocery or meat, with or fresh meat	143,344	3,845,891	98,146	2,771,133	45,198	1,074,758	720,149	352,706	1,903	46,154	35,938	294	266
Single units	135,356	2,933,073	90,924	1,943,968	44,432	986,105	652,651	332,045	1,409	43,649	33,628	249	223
Multiunits	7,988	915,818	7,222	827,165	766	88,653	67,498	20,661	494	2,505	2,308	45	43
2 or 3 store multiunits	398	86,274	332	65,632	246	20,642	13,981	6,443	218	709	561	36	36
4 to 10 store multiunits	466	87,103	413	69,805	53	17,298	8,336	8,922	40	1,549	1,546	10	7
11 or more store multiunits	6,944	742,441	6,077	691,728	467	50,713	45,181	5,296	236	147	201	...	...
Grocery stores, with fresh meat	213,295	20,466,563	121,520	13,377,695	91,775	7,088,868	4,935,569	2,144,714	8,585	211,317	170,994	1,943	1,535
Single units	130,492	11,185,476	104,282	5,939,421	86,210	5,246,055	3,257,416	1,982,831	5,808	195,340	156,608	1,186	1,180
Multiunits	22,803	9,281,087	17,238	7,438,274	5,565	1,842,813	1,678,153	161,883	2,777	15,377	13,486	757	355
2 or 3 store multiunits	4,805	807,012	2,859	527,336	1,946	279,676	185,185	94,079	412	9,565	8,996	79	195
4 to 10 store multiunits	2,013	683,198	1,531	546,957	482	142,241	108,738	31,897	1,606	3,539	3,260	569	53
11 or more store multiunits	15,985	7,784,877	12,848	6,363,981	3,137	1,420,896	1,384,230	35,907	759	2,273	2,130	109	107
Candy, nut, confectionery stores	30,172	628,326	28,991	582,778	1,181	45,548	36,613	8,935	...	1,540	1,144	...	...
Single units	26,485	421,408	25,463	395,024	1,022	26,384	21,639	4,745	...	702	485	...	...
Multiunits	3,687	206,918	3,528	187,754	159	19,164	14,974	4,190	...	838	659	...	...
2 or 3 store multiunits	668	22,066	634	18,888	34	3,178	2,320	858	...	142	66	...	...
4 to 10 store multiunits	626	48,592	579	38,916	47	9,676	7,272	2,404	...	588	492	...	...
11 or more store multiunits	2,393	136,260	2,315	129,950	78	6,310	5,382	928	...	108	101	...	...
Dairy products stores, milk dealers	11,105	1,867,539	6,821	397,295	4,284	1,470,244	414,900	1,055,344	...	77,367	66,364	...	...
Single units	8,824	1,126,127	4,990	269,346	3,834	856,781	281,508	575,273	...	47,726	39,484	...	...
Multiunits	2,281	741,412	1,831	127,949	450	613,463	133,392	480,071	...	29,641	26,880	...	...
2 or 3 store multiunits	526	121,924	377	21,268	149	100,656	36,281	64,375	...	4,477	3,654	...	...
4 to 10 store multiunits	443	152,957	332	20,861	111	132,096	19,595	112,501	...	7,063	6,097	...	...
11 or more store multiunits	1,312	466,531	1,122	85,820	190	380,711	77,516	303,195	...	18,101	17,129	...	...
All other food stores	76,066	3,510,417	67,780	2,765,811	8,286	744,606	533,641	196,658	14,307	17,548	14,595	3,721	3,008
Single units	70,668	2,949,303	63,147	2,390,021	7,521	559,282	404,655	153,531	1,096	13,671	11,408	273	247
Multiunits	5,398	561,114	4,633	375,790	765	185,324	128,986	43,127	13,211	3,877	3,187	3,448	2,761
2 or 3 store multiunits	2,750	196,842	2,404	151,299	346	45,543	32,652	12,861	30	1,130	989	...	...
4 to 10 store multiunits	964	88,949	852	70,399	112	18,550	13,993	3,377	1,180	367	304	781	729
11 or more store multiunits	1,684	275,323	1,377	154,092	307	121,231	82,341	26,889	12,001	2,380	1,894	2,667	2,032
Eating and drinking places, total	309,077	10,245,085	301,811	9,814,081	7,266	431,004	366,832	64,172	...	7,446	5,910	...	...
Single units	296,358	9,087,886	289,515	8,772,939	6,843	314,947	269,396	45,551	...	5,205	3,231	...	...
Multiunits	12,719	1,157,199	12,296	1,041,142	423	116,057	97,436	18,621	...	2,241	2,679	...	...
2 or 3 store multiunits	6,677	426,703	6,525	392,962	152	33,741	28,902	4,839	...	731	620	...	...
4 to 10 store multiunits	1,966	207,905	1,878	184,867	82	23,038	15,802	7,236	...	637	1,245	...	...
11 or more store multiunits	4,082	522,591	3,893	463,313	189	59,278	52,732	6,546	...	873	814	...	...
General stores, total	20,730	1,199,328	6,938	265,899	13,792	933,429	522,018	374,901	36,510	55,245	47,442	12,589	9,247
Single units	19,720	975,667	6,758	249,940	12,962	725,727	447,902	268,893	8,932	46,358	39,273	2,617	2,004
Multiunits	1,010	223,661	180	15,959	830	207,702	74,116	106,008	27,578	8,887	8,169	9,972	7,243
2 or 3 store multiunits	367	48,526	120	10,729	247	37,797	17,902	18,220	1,675	2,016	1,857	504	445
4 to 10 store multiunits	280	74,299	29	2,802	251	71,497	28,093	35,869	7,535	2,773	2,589	2,474	1,809
11 or more store multiunits	363	100,836	31	2,428	332	98,408	28,121	51,919	18,368	4,098	3,723	6,994	4,989
General merchandise group, total	50,540	15,899,250	37,882	4,429,576	12,658	11,469,674	6,663,844	3,158,306	1,647,524	642,405	590,358	510,017	412,184
Single units	34,785	5,664,582	25,010	944,276	9,775	4,720,306	2,382,581	1,967,213	370,512	393,790	357,042	144,868	111,338
Multiunits	15,755	10,234,668	12,872	3,485,300	2,883	6,749,368	4,281,263	1,191,093	1,277,012	248,615	233,316	365,149	300,846
2 or 3 store multiunits	3,168	1,503,506	2,364	181,526	804	1,321,980	689,896	522,165	109,919	112,112	103,797	54,535	44,842
4 to 10 store multiunits	2,004	1,228,240	1,502	160,842	502	1,067,398	592,694	377,527	97,177	79,149	77,097	46,278	37,315
11 or more store multiunits	10,583	7,502,922	9,006	3,142,932	1,577	4,359,990	2,998,673	291,401	1,069,916	57,354	52,422	264,336	218,689

See footnotes at end of table.

Table 11C.—ANALYSIS OF CASH AND CREDIT SALES AND BALANCES DUE FOR SINGLE AND MULTIUNITS—UNITED STATES, BY KIND OF BUSINESS: 1948—Continued

[See text for explanatory material and description of sample data included]

Kind of business	Stores analyzing sales—Continued																Stores not analyzing sales	
	Stores with credit sales		Stores whose credit sales are all charge account sales				Stores whose credit sales are all installment sales				Stores with both charge account and installment sales							
	Number	Sales, entire year (Thousand dollars)	Number	Sales, entire year: Total (Thousand dollars)	Cash sales (Thousand dollars)	Charge account sales (Thousand dollars)	Number	Sales, entire year: Total (Thousand dollars)	Cash sales (Thousand dollars)	Installment sales (Thousand dollars)	Number	Sales, entire year: Total	Cash sales (Thousand dollars)	Charge account sales (Thousand dollars)	Installment sales (Thousand dollars)		Number	Sales, entire year (Thousand dollars)
United States, total	544,514	73,170,691	449,211	44,019,457	25,680,231	18,339,226	30,739	6,515,103	3,521,905	2,993,198	64,564	22,636,131	11,586,871	6,872,663	4,176,597		131,476	4,472,887
Single units	482,794	53,001,253	410,033	35,277,452	20,780,009	14,497,443	21,199	2,350,601	972,529	1,378,072	51,562	15,373,200	7,943,338	4,707,722	2,722,140		129,543	4,233,601
Multiunits	61,720	20,169,438	39,178	8,742,005	4,900,222	3,841,783	9,540	4,164,502	2,549,376	1,615,126	13,002	7,262,931	3,643,533	2,164,941	1,454,457		1,933	239,286
2 or 3 store multiunits	25,139	6,250,287	18,088	3,258,825	1,705,593	1,553,232	2,640	462,120	172,994	289,126	4,411	2,529,342	1,210,694	880,506	438,142		830	83,466
4 to 10 store multiunits	10,315	3,681,572	6,732	1,698,805	776,302	922,503	1,596	359,125	133,187	225,938	1,987	1,623,642	735,334	629,745	258,563		367	74,441
11 or more store multiunits	26,266	10,237,579	14,358	3,784,375	2,418,327	1,366,048	5,304	3,343,257	2,243,195	1,100,062	6,604	3,109,947	1,697,505	654,690	757,752		736	81,379
Food group, total	150,724	10,424,024	149,175	10,219,306	6,506,022	3,713,284	335	55,751	47,355	8,396	1,214	148,967	87,495	45,073	16,399		30,433	986,549
Single units	143,019	7,674,607	141,691	7,588,205	4,567,468	3,020,737	242	12,313	10,264	2,049	1,086	74,089	40,137	27,688	6,264		30,177	955,872
Multiunits	7,705	2,749,417	7,484	2,631,101	1,938,554	692,547	93	43,438	37,091	6,347	128	74,878	47,358	17,385	10,135		256	30,677
2 or 3 store multiunits	2,721	449,695	2,679	441,787	265,714	176,073	12	1,238	1,058	180	30	6,670	3,647	2,543	480		112	10,145
4 to 10 store multiunits	805	319,861	767	302,112	145,662	156,450	21	6,886	4,931	1,955	17	10,863	7,341	2,651	871		51	11,227
11 or more store multiunits	4,179	1,979,861	4,038	1,887,202	1,527,178	360,024	60	35,314	31,102	4,212	81	57,345	36,370	12,191	8,784		93	9,305
Grocery stores, without fresh meat	45,198	1,074,752	44,745	1,056,149	708,816	347,333	94	3,696	2,912	784	359	14,913	8,421	5,373	1,119		10,941	230,595
Single units	44,432	986,105	43,995	970,184	642,621	327,563	86	2,843	2,310	533	351	13,078	7,720	4,482	876		10,920	227,143
Multiunits	766	88,653	750	85,965	66,195	19,770	8	853	602	251	8	1,835	701	891	243		21	3,452
2 or 3 store multiunits	246	20,642	236	(x)	(x)	(x)	3	(x)	(x)	(x)	7	(x)	(x)	(x)	(x)		10	588
4 or more store multiunits	53	17,298	51	(x)	(x)	(x)	1	(x)	(x)	(x)	1	(x)	(x)	(x)	(x)		8	2,704
11 or more store multiunits	467	50,713	463	50,213	44,917	5,296	4	500	264	236	...	...	...	...	...		3	163
Grocery stores, with fresh meat	91,775	7,088,868	90,897	6,988,959	4,870,097	2,118,862	147	28,437	25,947	2,490	731	71,472	39,525	25,852	6,095		10,360	483,435
Single units	86,210	5,246,055	85,399	5,183,664	3,222,583	1,961,081	120	7,409	6,589	820	691	54,982	28,244	21,750	4,988		10,296	465,624
Multiunits	5,565	1,842,813	5,498	1,805,295	1,647,514	157,781	27	21,028	19,358	1,670	40	16,490	11,281	4,102	1,107		64	17,811
2 or 3 store multiunits	1,946	279,676	1,918	273,925	181,618	92,307	6	726	588	138	22	5,025	2,979	1,772	274		36	5,419
4 to 10 store multiunits	482	142,241	454	128,670	99,086	29,584	12	(x)	(x)	(x)	16	(x)	(x)	(x)	(x)		10	7,667
11 or more store multiunits	3,137	1,420,896	3,126	1,402,700	1,366,810	35,890	9	(x)	(x)	(x)	2	(x)	(x)	(x)	(x)		18	4,725
Candy, nut, confectionery stores	1,181	45,548	1,181	45,548	36,613	8,935	...	...	...	...	...	...	...	...	...		2,701	37,089
Single units	1,022	26,384	1,022	26,384	21,639	4,745	...	...	...	...	...	...	...	...	...		2,652	34,900
Multiunits	159	19,164	159	19,164	14,974	4,190	...	...	...	...	...	...	...	...	...		49	2,189
2 or 3 store multiunits	34	3,178	34	3,178	2,320	858	...	...	...	...	...	...	...	...	...		17	506
4 to 10 store multiunits	47	9,676	47	9,676	7,272	2,404	...	...	...	...	...	...	...	...	...		17	339
11 or more store multiunits	78	6,310	78	6,310	5,382	928	...	...	...	...	...	...	...	...	...		16	1,344
Dairy products stores, milk dealers	4,284	1,470,244	4,284	1,470,244	414,900	1,055,344	...	...	...	...	...	...	...	...	...		627	43,009
Single units	3,834	856,781	3,834	856,781	281,508	575,273	...	...	...	...	...	...	...	...	...		578	[illegible]
Multiunits	450	613,463	450	613,463	133,392	480,071	...	...	...	...	...	...	...	...	...		49	3,306
2 or 3 store multiunits	149	100,656	149	100,656	36,281	64,375	...	...	...	...	...	...	...	...	...		5	288
4 to 10 store multiunits	111	132,096	111	132,096	19,595	112,501	...	...	...	...	...	...	...	...	...		6	577
11 or more store multiunits	190	380,711	190	380,711	77,516	303,195	...	...	...	...	...	...	...	...	...		38	2,441
All other food stores	8,286	744,606	8,068	658,406	475,596	182,810	94	23,618	18,496	5,122	124	62,582	39,549	13,848	9,185		5,904	192,421
Single units	7,521	559,282	7,441	551,192	399,117	152,075	36	2,061	1,365	696	44	6,029	4,173	1,456	400		5,731	188,202
Multiunits	765	185,324	627	107,214	76,479	30,735	58	21,557	17,131	4,426	80	56,553	35,376	12,392	8,785		73	4,219
2 or 3 store multiunits	346	45,543	342	(x)	(x)	(x)	3	(x)	(x)	(x)	1	(x)	(x)	(x)	(x)		44	3,344
4 to 10 store multiunits	112	18,550	104	(x)	(x)	(x)	8	(x)	(x)	(x)	...	...	...	...	...		10	241
11 or more store multiunits	307	121,231	181	47,268	32,553	14,715	47	(x)	(x)	(x)	79	(x)	(x)	(x)	(x)		19	635
Eating and drinking places, total	7,266	431,004	7,266	431,004	366,832	64,172	...	...	...	...	...	...	...	...	...		37,570	834,417
Single units	6,843	314,947	6,843	314,947	269,396	45,551	...	...	...	...	...	...	...	...	...		37,352	818,680
Multiunits	423	116,057	423	116,057	97,436	18,621	...	...	...	...	...	...	...	...	...		218	15,737
2 or 3 store multiunits	152	33,741	152	33,741	28,902	4,839	...	...	...	...	...	...	...	...	...		127	4,393
4 to 10 store multiunits	82	23,038	82	23,038	15,802	7,236	...	...	...	...	...	...	...	...	...		46	4,294
11 or more store multiunits	189	59,278	189	59,278	52,732	6,546	...	...	...	...	...	...	...	...	...		45	7,050
General stores, total	13,792	933,429	12,735	683,655	416,021	267,634	71	12,118	10,162	1,956	986	237,656	95,835	107,267	34,554		837	33,319
Single units	12,962	725,727	12,350	630,002	393,171	236,831	57	6,890	5,431	1,459	555	88,835	49,300	32,062	7,473		797	28,834
Multiunits	830	207,702	385	53,653	22,850	30,803	14	5,228	4,731	497	431	148,821	46,535	75,205	27,081		40	4,485
2 or 3 store multiunits	247	37,797	198	24,659	12,012	12,647	3	774	719	55	46	12,364	5,171	5,573	1,620		1	564
4 to 10 store multiunits	251	71,497	90	14,319	7,906	6,413	11	4,454	4,012	442	150	52,724	16,175	29,456	7,093		...	...
11 or more store multiunits	332	98,408	97	14,675	2,932	11,743	...	...	...	...	235	83,733	25,189	40,176	18,368		39	3,921
General merchandise group, total	12,658	11,469,674	8,813	1,324,985	797,993	526,992	1,420	2,483,665	1,801,999	681,666	2,425	7,661,024	4,963,852	2,631,314	965,858		2,014	83,814
Single units	9,775	4,720,306	7,977	1,044,343	623,698	420,645	662	110,751	54,795	55,956	1,136	3,565,212	1,704,088	1,546,568	314,556		1,940	62,486
Multiunits	2,883	6,749,368	836	280,642	174,295	106,347	758	2,372,914	1,747,204	625,710	1,289	4,095,812	2,359,764	1,084,746	651,302		174	[illegible]
2 or 3 store multiunits	804	1,321,980	547	124,781	78,864	45,917	52	28,435	9,640	18,795	205	1,168,764	601,392	476,248	91,124		34	[illegible]
4 to 10 store multiunits	502	1,067,398	213	101,633	56,709	44,924	78	56,112	43,279	12,833	211	909,653	492,706	332,603	84,344		48	[illegible]
11 or more store multiunits	1,577	4,359,990	76	54,228	38,722	15,506	628	2,288,367	1,694,285	594,082	873	2,017,395	1,265,666	275,895	475,834		[illegible]	10,154

See footnotes at end of table.

Table 11C.—ANALYSIS OF CASH AND CREDIT SALES AND BALANCES DUE FOR SINGLE AND MULTIUNITS UNITED STATES, BY KIND OF BUSINESS: 1948—Continued

[See text for explanatory material and description of sample data included]

Kind of business	Total Stores (Number)	Total Sales, entire year (Thousand dollars)	Stores with cash sales only Number	Stores with cash sales only Sales, entire year (Thousand dollars)	Stores with credit sales Total Stores (Number)	Stores with credit sales Total Sales, entire year (Thousand dollars)	Stores analyzing sales Cash sales (Thousand dollars)	Charge account sales (Thousand dollars)	Installment sales (Thousand dollars)	Balances due from customers On charge account sales End of year (Thousand dollars)	On charge account sales Beginning of year (Thousand dollars)	On installment sales End of year (Thousand dollars)	On installment sales Beginning of year (Thousand dollars)
General merchandise group—Continued													
Department stores	[illegible]	10,638,641	430	451,846	2,143	10,186,795	5,850,976	2,799,563	1,536,256	575,170	[illegible]	[illegible]	379,558
Single units	833	3,864,766	35	33,689	798	3,836,077	1,830,903	1,683,881	321,293	338,505	309,413	124,568	96,615
Multiunits	1,794	6,773,875	395	418,157	1,345	6,350,718	4,020,073	1,115,682	1,214,963	236,665	222,944	344,897	283,143
2 or 3 store multiunits	179	1,648,168	14	30,846	167	1,217,322	626,325	487,428	103,569	105,819	98,578	52,539	42,644
4 to 10 store multiunits	155	983,635	5	1,824	150	981,811	539,044	352,752	90,015	75,247	73,144	43,449	34,915
11 or more store multiunits	1,460	4,537,372	378	385,487	1,028	4,151,585	2,854,704	275,502	1,021,379	55,549	50,862	248,909	205,775
Dry goods, general merchandise stores	28,495	2,769,583	18,801	1,589,737	9,694	1,179,846	720,984	354,411	104,451	66,202	57,481	37,364	30,454
Single units	23,356	2,446,557	14,806	585,444	8,250	855,113	527,756	279,461	47,896	54,401	46,877	14,970	14,974
Multiunits	5,139	1,324,026	3,995	1,004,293	1,144	324,733	193,228	74,950	56,555	11,801	10,604	17,394	15,985
2 or 3 store multiunits	1,755	188,293	1,155	87,697	600	100,596	59,953	34,302	6,341	6,144	5,142	2,446	2,384
4 to 10 store multiunits	864	171,394	530	87,454	334	83,940	52,030	24,749	7,161	3,852	3,922	2,842	2,407
11 or more store multiunits	2,520	964,339	2,310	829,142	510	140,197	81,245	15,899	43,053	1,805	1,560	12,076	11,196
Variety stores	19,472	2,442,926	18,651	2,387,993	821	103,033	91,884	4,332	6,817	1,033	854	3,188	1,967
Single units	17,846	354,259	10,169	325,143	727	29,116	23,922	3,871	1,323	884	746	330	249
Multiunits	8,576	2,136,767	8,482	2,062,850	94	73,917	67,962	461	5,494	149	108	2,858	1,718
2 or 3 store multiunits	1,234	67,045	1,197	62,983	37	4,062	3,618	435	9	149	97	2	...
4 to 10 store multiunits	385	73,211	367	71,564	18	1,647	1,620	26	1	...	11	...	...
11 or more store multiunits	6,357	1,996,511	6,318	1,928,303	39	68,208	62,724	...	5,484	...	...	2,856	1,718
Apparel group, total	110,852	9,704,119	79,217	4,575,473	31,635	5,128,646	2,908,111	1,890,319	330,216	397,683	353,501	102,550	88,753
Single units	87,460	5,891,532	61,961	2,564,556	25,499	3,326,976	1,870,343	1,284,339	172,294	267,535	233,489	54,595	47,031
Multiunit	23,392	3,812,587	17,256	2,010,917	6,136	1,801,670	1,037,768	605,980	157,922	130,148	120,012	47,955	42,722
2 or 3 store multiunits	4,036	1,114,253	6,048	491,180	2,988	623,073	341,012	240,600	41,461	47,538	42,790	11,817	10,963
4 to 10 store multiunits	4,713	826,594	3,265	295,139	1,448	531,455	299,818	198,860	32,777	44,156	42,086	10,741	9,671
11 or more store multiunits	9,643	1,871,740	7,943	1,224,598	1,700	647,142	396,938	166,520	83,684	38,454	35,136	25,397	21,088
Men's, boys' clothing, furnishing stores	22,961	2,138,943	15,547	964,952	7,414	1,173,991	767,536	370,815	35,640	77,854	66,480	8,057	6,717
Single units	19,454	1,564,881	13,032	668,599	6,422	896,282	580,414	299,370	16,498	63,604	53,673	4,162	3,371
Multiunits	3,507	574,062	2,515	296,353	992	277,709	187,122	71,445	19,142	14,250	12,807	3,895	3,347
2 or 3 store multiunits	1,843	215,278	1,288	102,590	561	112,688	72,516	35,489	4,683	6,680	6,055	1,067	817
4 to 10 store multiunits	737	142,803	499	51,432	238	91,371	60,928	26,813	3,630	5,853	5,286	582	428
11 or more store multiunits	921	215,981	728	142,331	193	73,650	53,678	9,143	10,829	1,717	1,466	2,246	2,102
Family clothing stores	12,234	1,798,786	7,262	628,391	4,972	1,170,395	593,020	409,179	168,196	95,460	85,537	61,397	51,056
Single units	9,804	976,091	6,235	388,015	3,569	588,076	325,055	194,743	68,278	45,925	39,498	28,550	23,749
Multiunits	2,430	822,695	1,027	240,376	1,403	582,319	267,965	214,436	99,918	49,535	46,039	32,847	27,307
2 or 3 store multiunits	1,149	292,000	599	127,228	550	164,772	85,045	58,965	20,762	12,809	11,227	7,380	5,790
4 to 10 store multiunits	529	154,384	235	32,088	294	122,296	53,331	49,296	19,669	11,665	10,428	7,100	5,769
11 or more store multiunits	752	376,311	193	81,060	559	295,251	129,589	106,175	59,487	25,061	24,384	18,367	15,748
Women's ready-to-wear stores	29,205	3,253,624	18,076	1,218,642	11,129	2,034,982	1,078,833	868,384	87,765	181,438	161,680	22,741	20,007
Single units	22,749	1,951,120	13,904	632,909	8,845	1,318,211	663,045	599,509	55,657	123,654	108,847	13,305	11,091
Multiunits	6,456	1,302,504	4,172	585,733	2,284	716,771	415,788	268,875	32,108	57,784	52,833	9,436	8,916
2 or 3 store multiunits	2,811	361,971	1,612	114,342	1,199	247,629	119,855	116,694	11,080	22,762	20,419	2,064	2,786
4 to 10 store multiunits	1,458	340,618	883	88,141	575	252,477	134,428	109,727	8,322	24,160	23,990	2,705	2,957
11 or more store multiunits	2,187	599,915	1,677	383,250	510	216,665	161,505	42,454	12,706	10,862	8,424	4,667	3,173
Other apparel accessory, specialty stores	12,754	431,489	11,509	359,990	1,245	71,499	50,047	20,872	580	3,088	2,898	51	64
Single units	9,778	244,228	8,828	204,261	950	39,967	24,272	15,279	416	2,579	2,344	44	57
Multiunits	2,976	187,261	2,681	155,729	295	31,532	25,775	5,593	164	509	554	7	7
2 or 3 store multiunits	421	43,991	828	37,736	93	6,255	4,762	1,471	22	261	238	...	...
4 to 10 store multiunits	801	56,742	751	50,168	50	6,574	5,996	571	7	118	87	...	...
11 or more store multiunits	1,254	86,528	1,102	67,825	152	18,703	15,017	3,551	135	130	229	7	7
Shoe stores	18,913	1,450,004	16,006	1,094,619	2,907	355,385	282,413	71,226	1,746	11,486	10,253	417	266
Single units	11,896	605,683	9,770	402,667	2,126	203,016	160,372	41,346	1,298	6,766	6,029	354	234
Multiunits	7,017	844,321	6,236	691,952	781	152,369	122,041	29,880	448	4,720	4,224	63	32
2 or 3 store multiunits	1,614	148,342	1,271	84,576	343	63,766	47,985	15,604	177	2,469	2,257	19	17
4 to 10 store multiunits	1,012	113,322	782	62,539	230	50,783	41,095	9,600	88	1,623	1,392	6	3
11 or more store multiunits	4,391	582,657	4,183	544,837	208	37,820	32,961	4,676	183	628	575	38	12
All other apparel stores	14,785	631,273	10,817	308,879	3,968	322,394	136,262	149,843	36,289	28,357	26,653	9,887	10,643
Single units	13,779	549,529	10,192	268,105	3,587	281,424	117,185	134,092	30,147	25,007	23,098	8,180	8,530
Multiunits	1,006	81,744	625	40,774	381	40,970	19,077	15,751	6,142	3,350	3,555	1,707	2,113
2 or 3 store multiunits	692	52,671	450	24,708	242	27,963	10,849	12,377	4,737	2,557	2,594	1,287	1,553
4 to 10 store multiunits	176	18,725	115	10,771	61	7,954	4,040	2,853	1,061	737	903	348	514
11 or more store multiunits	138	10,348	60	5,295	78	5,053	4,188	521	344	56	58	72	46

See footnotes at end of table.

Table 11C.—ANALYSIS OF CASH AND CREDIT SALES AND BALANCES DUE FOR SINGLE AND MULTIUNITS—UNITED STATES, BY KIND OF BUSINESS: 1948—Continued

[See text for explanatory material and description of sample data included]

Kind of business	Stores analyzing sales—Continued														Stores not analyzing sales	
	Stores with credit sales		Stores whose credit sales are all charge account sales				Stores whose credit sales are all installment sales				Stores with both charge account and installment sales					
				Sales, entire year				Sales, entire year				Sales, entire year				
	Number	Sales, entire year (Thousand dollars)	Number	Total (Thousand dollars)	Cash sales (Thousand dollars)	Charge account sales (Thousand dollars)	Number	Total (Thousand dollars)	Cash sales (Thousand dollars)	Installment sales (Thousand dollars)	Number	Total	Cash sales (Thousand dollars)	Charge account sales (Thousand dollars)	Installment sales (Thousand dollars)	Number	Sales, entire year (Thousand dollars)
General merchandise group--Continued																
Department stores	2,143	10,186,795	318	495,485	251,088	244,397	379	2,275,853	1,676,086	599,767	1,446	7,415,457	3,923,802	2,555,166	936,489	7	6,106
Single units	798	3,836,077	246	356,878	169,297	187,581	30	61,943	39,281	22,662	522	3,417,256	1,622,325	1,496,300	298,631	3	3,712
Multiunits	1,345	6,350,718	72	138,607	81,791	56,816	349	2,213,910	1,636,805	577,105	924	3,998,201	2,301,477	1,058,866	637,858	4	2,394
2 or 3 store multiunits	167	1,217,322	32	46,878	27,780	19,098	14	23,508	7,889	15,619	121	1,146,936	590,656	468,330	87,950	...	...
4 to 10 store multiunits	150	981,811	25	57,428	29,547	27,881	5	42,145	33,831	8,314	120	882,238	475,666	324,871	81,701	3	1,795
11 or more store multiunits	1,028	4,151,585	15	34,301	24,464	9,837	330	2,148,257	1,595,085	553,172	683	1,969,027	1,235,155	265,665	468,207	1	599
Dry goods, general merchandise stores	9,694	1,179,846	7,779	801,454	522,645	278,809	964	137,792	61,614	76,178	951	240,600	136,725	75,602	28,273	1,258	51,421
Single units	8,250	855,113	7,064	664,770	435,036	229,734	596	(x)	(x)	(x)	590	(x)	(x)	(x)	(x)	1,176	40,184
Multiunits	1,444	324,733	715	136,684	87,609	49,075	368	(x)	(x)	(x)	361	(x)	(x)	(x)	(x)	82	11,237
2 or 3 store multiunits	600	100,596	479	(x)	(x)	(x)	37	(x)	(x)	(x)	84	21,828	10,736	7,918	3,174	22	1,161
4 to 10 store multiunits	334	83,940	175	(x)	(x)	(x)	72	(x)	(x)	(x)	87	(x)	(x)	(x)	(x)	25	6,359
11 or more store multiunits	510	140,197	61	19,927	14,258	5,669	259	71,902	36,476	35,426	190	48,368	30,511	10,230	7,627	35	3,717
Variety stores	821	103,033	716	28,046	24,260	3,786	77	70,020	64,299	5,721	28	4,967	3,325	546	1,096	749	26,292
Single units	727	29,116	667	22,695	19,365	3,330	36	(x)	(x)	(x)	24	(x)	(x)	(x)	(x)	661	18,590
Multiunits	94	73,917	49	5,351	4,895	456	41	(x)	(x)	(x)	4	(x)	(x)	(x)	(x)	88	7,702
2 or 3 store multiunits	37	4,062	36	(x)	(x)	(x)	1	(x)	(x)	(x)	...	...	...	...	...	12	573
4 to 10 store multiunits	18	1,647	13	(x)	(x)	(x)	1	(x)	(x)	(x)	4	(x)	(x)	(x)	(x)	20	1,291
11 or more store multiunits	39	68,208	...	...	...	...	39	68,208	62,724	5,484	...	...	...	...	...	56	5,838
Apparel group, total	31,635	5,128,646	26,767	3,957,350	2,326,430	1,630,920	2,829	398,354	194,654	203,700	2,039	772,942	387,027	259,399	126,516	4,825	201,375
Single units	25,499	3,326,976	22,397	2,694,158	1,579,168	1,114,990	1,549	162,778	70,029	92,749	1,553	470,040	221,146	169,349	79,545	4,567	164,876
Multiunits	6,136	1,801,670	4,370	1,263,192	747,262	515,930	1,280	235,576	124,625	110,951	486	302,902	165,881	90,050	46,971	258	36,499
2 or 3 store multiunits	2,988	623,073	2,458	487,165	278,428	208,737	298	42,684	16,548	26,136	232	93,224	46,036	31,863	15,325	99	6,234
4 to 10 store multiunits	1,448	531,455	1,026	407,547	236,306	171,241	313	50,585	26,270	24,315	109	73,323	37,242	27,619	8,462	45	18,365
11 or more store multiunits	1,700	647,142	886	368,480	232,528	135,952	669	142,307	81,807	60,500	145	136,355	82,603	30,568	23,184	114	11,900
Men's, boys' clothing, furnishing stores	7,414	1,173,991	6,696	1,016,504	662,858	353,646	441	89,106	62,350	26,756	277	68,381	42,328	17,169	8,884	771	36,397
Single units	6,422	896,282	5,900	817,746	531,332	286,414	283	31,060	20,417	10,643	239	47,476	28,665	12,956	5,855	748	33,908
Multiunits	992	277,709	796	198,758	131,526	67,232	158	58,046	41,933	16,113	38	20,905	13,663	4,213	3,029	23	2,489
2 or 3 store multiunits	561	112,688	504	96,090	62,259	33,831	35	7,107	4,260	2,847	22	9,491	5,997	1,658	1,836	18	2,200
4 to 10 store multiunits	238	91,371	183	75,088	48,874	26,214	51	14,526	10,991	3,535	4	1,757	1,063	599	95	4	168
11 or more store multiunits	193	73,650	109	27,580	20,393	7,187	72	36,413	26,682	9,731	12	9,657	6,603	1,956	1,098	1	121
Family clothing stores	4,972	1,170,395	3,304	757,862	424,756	333,106	1,337	174,662	48,252	126,410	331	237,871	120,012	76,073	41,786	300	19,231
Single units	3,569	588,076	2,750	427,471	267,075	160,396	588	66,063	14,638	51,425	231	94,542	43,342	34,347	16,853	293	18,699
Multiunits	1,403	582,319	554	330,391	157,681	172,710	749	108,599	33,614	74,985	100	143,329	76,670	41,726	24,933	7	532
2 or 3 store multiunits	550	164,772	357	122,700	70,035	52,665	163	22,203	5,392	16,811	30	19,869	9,618	6,300	3,951	7	532
4 to 10 store multiunits	294	122,296	144	84,528	44,361	40,167	138	19,645	3,175	16,470	12	18,123	5,795	9,129	3,199	...	...
11 or more store multiunits	559	295,251	53	123,163	43,285	79,878	448	66,751	25,047	41,704	58	105,337	61,257	26,297	17,783	...	...
Women's ready-to-wear stores	11,129	2,034,982	9,537	1,544,398	819,076	725,322	643	101,829	67,271	34,558	949	388,755	192,486	143,062	53,207	1,468	78,622
Single units	8,845	1,318,211	7,746	1,006,764	511,900	494,864	407	45,210	26,596	18,614	692	266,237	124,549	104,645	37,043	1,336	51,993
Multiunits	2,284	716,771	1,791	537,634	307,176	230,458	236	56,619	40,675	15,944	257	122,518	67,937	38,417	16,164	132	26,629
2 or 3 store multiunits	1,199	247,629	1,013	186,715	89,149	97,566	69	8,804	5,192	3,612	117	52,110	25,514	19,128	7,468	30	1,511
4 to 10 store multiunits	575	252,477	411	188,198	95,556	92,642	94	14,037	10,225	3,812	70	50,242	28,647	17,085	4,510	24	15,333
11 or more store multiunits	510	216,665	367	162,721	122,471	40,250	73	33,778	25,258	8,520	70	20,166	13,776	2,204	4,186	78	9,785
Other apparel accessory, specialty stores	1,245	71,499	1,151	65,555	45,170	20,385	66	4,334	3,798	536	28	1,610	1,079	487	44	712	14,638
Single units	950	39,967	885	37,124	22,266	14,858	42	1,641	1,253	388	23	1,202	753	421	28	650	10,568
Multiunits	295	31,532	266	28,431	22,904	5,527	24	2,693	2,545	148	5	408	326	66	16	62	4,070
2 or 3 store multiunits	93	6,255	88	5,974	4,511	1,463	2	(x)	(x)	(x)	3	(x)	(x)	(x)	(x)	15	695
4 to 10 store multiunits	50	6,574	44	5,921	5,350	571	6	653	646	7	...	...	...	...	...	12	1,381
11 or more store multiunits	152	18,703	134	16,536	13,043	3,493	16	(x)	(x)	(x)	2	(x)	(x)	(x)	(x)	35	1,994
Shoe stores	2,907	355,385	2,830	341,848	274,216	67,632	28	2,538	1,721	817	49	10,999	6,476	3,594	929	641	22,339
Single units	2,126	203,016	2,079	197,088	157,338	39,750	13	857	273	584	34	5,071	2,761	1,596	714	620	20,223
Multiunits	781	152,369	751	144,760	116,878	27,882	15	1,681	1,448	233	15	5,928	3,715	1,998	215	21	2,116
2 or 3 store multiunits	343	63,766	335	59,249	45,333	13,916	1	(x)	(x)	(x)	7	(x)	(x)	(x)	(x)	16	633
4 to 10 store multiunits	230	50,783	212	48,835	39,534	9,301	11	933	887	46	7	1,015	674	299	42	5	1,483
11 or more store multiunits	208	37,820	204	36,676	32,011	4,665	3	(x)	(x)	(x)	1	(x)	(x)	(x)	(x)	...	...
All other apparel stores	3,968	322,394	3,249	231,183	100,354	130,829	314	25,885	11,262	14,623	405	65,326	24,646	19,014	21,666	933	30,148
Single units	3,587	281,424	3,037	207,965	89,257	118,708	216	17,947	6,852	11,095	334	55,512	21,076	15,384	19,052	920	29,485
Multiunits	381	40,970	212	23,218	11,097	12,121	98	7,938	4,410	3,528	71	9,814	3,570	3,630	2,614	13	663
2 or 3 store multiunits	242	27,963	161	16,437	7,141	9,296	28	(x)	(x)	(x)	53	(x)	(x)	(x)	(x)	13	663
4 to 10 store multiunits	61	7,954	32	4,977	2,631	2,346	13	791	346	445	16	2,186	1,063	507	616	...	...
11 or more store multiunits	78	5,053	19	1,804	1,325	479	57	(x)	(x)	(x)	2	(x)	(x)	(x)	(x)	...	...

See footnotes at end of table.

Table 11C.—ANALYSIS OF CASH AND CREDIT SALES AND BALANCES DUE FOR SINGLE AND MULTIUNITS UNITED STATES, BY KIND OF BUSINESS: 1948—Continued

[See text for explanatory material and description of sample data included]

Kind of business	Total: Stores (Number)	Total: Sales, entire year (Thousand dollars)	Stores analyzing sales — Stores with cash sales only: Number	Stores with cash sales only: Sales, entire year (Thousand dollars)	Stores with credit sales — Total: Stores (Number)	Total: Sales, entire year (Thousand dollars)	Cash sales (Thousand dollars)	Charge account sales (Thousand dollars)	Installment sales (Thousand dollars)	Balances due from customers — On charge account sales: End of year (Thousand dollars)	On charge account sales: Beginning of year (Thousand dollars)	On installment sales: End of year (Thousand dollars)	On installment sales: Beginning of year (Thousand dollars)
Furniture, furnishings, appliance group, total	80,118	6,812,394	28,895	1,002,477	51,223	5,809,927	2,035,474	1,669,339	2,105,124	346,427	[illegible]	[illegible]	[illegible]
Single units	69,164	5,348,437	27,585	888,579	41,579	4,159,918	1,132,081	1,343,774	1,684,063	279,646	231,417	[illegible]	[illegible]
Multiunits	10,954	1,764,897	1,310	113,878	9,644	1,650,019	503,393	325,565	821,061	66,731	57,352	247,991	[illegible]
2 or 3 store multiunits	4,120	740,153	994	59,810	4,026	680,343	214,987	174,239	289,117	37,670	31,416	110,[illegible]	[illegible]
4 to 10 store multiunits	1,733	406,042	121	4,452	1,612	397,190	86,509	92,052	218,629	20,977	18,822	[illegible]	[illegible]
11 or more store multiunits	4,201	617,102	195	44,616	4,006	572,486	199,897	99,274	313,315	8,084	7,114	[illegible]	[illegible]
Furniture stores	[illegible]	3,412,021	5,872	274,844	21,478	3,137,176	891,557	837,356	1,408,263	214,692	184,204	[illegible]	[illegible]
Single units	24,178	[illegible]	5,498	249,246	18,680	2,301,324	697,125	666,462	937,237	170,144	149,131	[illegible]	[illegible]
Multiunits	3,672	861,451	374	25,599	2,798	835,852	194,432	170,394	471,026	44,548	34,073	[illegible]	[illegible]
2 or 3 store multiunits	2,628	463,445	294	18,437	2,334	445,008	124,015	97,161	223,832	26,379	22,627	[illegible]	[illegible]
4 to 10 store multiunits	779	269,297	67	6,375	712	262,922	50,452	16,494	155,974	15,114	13,042	[illegible]	[illegible]
11 or more store multiunits	265	128,709	13	787	252	127,922	19,465	16,737	91,220	3,055	2,804	[illegible]	[illegible]
Other home furnishing stores	17,881	919,869	11,871	320,709	6,010	599,160	207,413	266,010	125,737	39,099	31,946	55,132	33,[illegible]
Single units	16,684	685,112	11,391	257,774	5,293	427,338	151,969	236,297	39,072	34,642	28,132	[illegible]	11,[illegible]
Multiunits	1,197	234,757	480	62,935	717	171,822	55,444	29,713	86,665	4,457	3,728	24,778	21,371
2 or 3 store multiunits	628	71,992	320	17,293	308	54,699	20,892	21,143	12,664	3,375	2,864	[illegible]	4,[illegible]
4 to 10 store multiunits	151	29,373	28	2,292	123	27,081	8,244	6,538	12,299	843	[illegible]	6,177	4,096
11 or more store multiunits	418	133,392	132	43,350	286	90,042	26,308	2,032	61,702	239	111	18,571	17,731
Household appliance, radio stores	34,387	2,480,504	11,152	406,903	23,235	2,073,601	936,504	565,973	571,124	92,636	73,111	121,[illegible]	75,[illegible]
Single units	28,302	1,812,815	10,696	381,559	17,606	1,431,256	682,487	440,515	307,754	74,910	57,954	56,068	36,642
Multiunits	6,085	667,689	456	25,344	5,629	642,345	253,517	125,458	263,370	17,726	15,157	65,087	38,77[illegible]
2 or 3 store multiunits	1,764	204,716	380	24,080	1,384	180,636	72,080	55,935	52,621	7,916	6,437	9,642	6,34[illegible]
4 to 10 store multiunits	803	107,972	26	785	777	107,187	27,813	29,018	50,356	5,020	4,481	15,947	9,68[illegible]
11 or more store multiunits	3,518	355,001	50	479	2,468	354,522	153,624	40,505	160,393	4,790	4,239	40,098	22,7[illegible]
Automotive group, total	81,346	19,639,175	24,000	2,679,532	57,346	16,959,643	11,090,471	3,817,688	2,051,484	416,085	334,4[illegible]5	240,[illegible]89	149,[illegible]
Single units	73,755	17,473,682	22,551	2,436,348	51,204	15,037,334	9,984,461	3,318,489	1,734,384	364,647	290,097	183,436	114,117
Multiunits	7,591	2,165,493	1,449	243,184	6,142	1,922,309	1,106,010	499,199	317,100	51,438	44,158	56,853	35,[illegible]
2 or 3 store multiunits	3,910	1,424,778	1,023	194,937	2,887	1,229,841	766,192	284,695	178,954	29,067	23,968	18,165	11,944
4 to 10 store multiunits	621	234,733	181	25,022	440	209,711	104,063	71,582	34,066	3,912	3,508	3,271	3,668
11 or more store multiunits	3,060	505,982	245	23,225	2,815	482,757	235,755	142,922	104,080	18,459	16,882	35,417	19,710
Motor vehicle (new and used) dealers	44,730	15,663,088	5,029	1,036,908	37,701	14,626,180	9,925,689	3,221,853	1,478,638	334,476	266,830	143,609	93,235
Single units	40,687	14,345,480	4,805	960,374	35,882	13,385,106	9,126,745	2,923,551	1,334,810	308,615	245,654	129,300	83,22[illegible]
Multiunits	2,043	1,317,608	224	76,534	1,819	1,241,074	798,944	298,302	143,828	25,861	21,176	14,309	10,010
2 or 3 store multiunits	1,873	1,064,784	220	71,449	1,653	993,335	643,763	230,467	119,105	22,558	18,304	12,[illegible]	8,165
4 to 10 store multiunits	152	(x)	4	5,085	148	(x)	(x)	(x)	(x)	(x)	(x)	(x)	(x)
11 or more store multiunits	18	(x)	...	...	18	(x)	(x)	(x)	(x)	(x)	(x)	(x)	(x)
Motor vehicle (used) dealers	15,852	2,344,019	9,829	1,299,293	6,023	1,044,726	587,904	84,042	372,780	10,345	7,494	40,815	24,211
Single units	14,701	2,067,925	9,311	1,187,882	5,390	880,043	495,695	63,973	320,375	8,299	5,790	36,587	21,54[illegible]
Multiunits	1,151	276,094	518	111,411	633	164,683	92,209	20,069	52,405	2,046	1,704	4,228	3,266
2 or 3 store multiunits	1,075	254,521	490	103,474	585	151,047	85,225	18,952	46,870	1,979	1,640	3,738	2,05[illegible]
4 to 10 store multiunits	76	21,573	28	7,937	48	13,636	6,984	1,117	5,535	67	64	490	1,213
11 or more store multiunits	...	...	...	...	...	...	...	...	...	...	...	...	...
Tire, battery, accessory dealers	18,434	1,299,913	6,584	220,188	11,850	1,079,725	478,192	455,885	145,648	65,033	55,025	46,072	25,347
Single units	14,345	775,344	5,985	176,571	8,360	598,773	277,614	284,322	36,837	42,419	34,463	9,249	4,490
Multiunits	4,089	524,569	599	43,617	3,490	480,952	200,578	171,563	108,811	22,614	20,562	36,823	20,857
2 or 3 store multiunits	749	70,356	248	12,422	501	57,934	26,180	26,230	5,524	3,644	3,153	988	739
4 to 10 store multiunits	314	27,879	106	7,970	208	19,909	10,203	7,476	2,230	1,015	962	818	408
11 or more store multiunits	3,026	426,334	245	23,225	2,781	403,109	164,195	137,857	101,057	17,955	16,447	35,017	19,710
All other automotive dealers	4,330	332,155	2,558	123,143	1,772	209,012	98,686	55,908	54,418	6,231	5,106	9,793	4,946
Single units	4,022	284,933	2,450	111,521	1,572	173,412	84,407	46,643	42,362	5,314	4,190	8,300	3,857
Multiunits	308	47,222	108	11,622	200	35,600	14,279	9,265	12,056	917	916	1,493	1,089
2 or 3 store multiunits	213	35,117	65	7,592	148	27,525	11,024	9,046	7,455	886	871	1,242	887
4 to 10 store multiunits	79	(x)	43	4,030	36	(x)	(x)	(x)	(x)	(x)	(x)	(x)	(x)
11 or more store multiunits	16	(x)	...	...	16	(x)	(x)	(x)	(x)	(x)	(x)	(x)	(x)
Gasoline service stations, total	163,590	6,087,817	95,232	2,872,072	68,358	3,215,745	2,270,921	929,597	15,227	125,508	91,823	(v)	(v)
Single units	155,422	5,422,688	92,314	2,669,538	63,108	2,753,150	1,950,221	790,650	12,279	103,983	75,792	881	1,203
Multiunits	8,168	665,129	2,918	202,534	5,250	462,595	320,700	138,947	2,948	21,525	16,031	(v)	(v)
2 or 3 store multiunits	2,826	202,081	1,160	66,332	1,666	135,749	86,514	48,299	936	6,780	5,410	245	145
4 to 10 store multiunits	1,195	105,438	602	45,390	593	60,048	44,555	14,988	505	1,702	1,472	130	95
11 or more store multiunits	4,147	357,610	1,156	90,812	2,991	266,798	189,631	75,660	1,507	13,043	9,149	(v)	(v)

See footnotes at end of table.

Table 11C.—ANALYSIS OF CASH AND CREDIT SALES AND BALANCES DUE FOR SINGLE AND MULTIUNITS—UNITED STATES, BY KIND OF BUSINESS: 1948—Continued

[See text for explanatory material and description of sample data included]

Kind of business	Stores analyzing sales—Continued: Stores with credit sales: Number	Stores with credit sales: Sales, entire year (Thousand dollars)	Stores whose credit sales are all charge account sales: Number	Sales, entire year: Total (Thousand dollars)	Cash sales (Thousand dollars)	Charge account sales (Thousand dollars)	Stores whose credit sales are all installment sales: Number	Sales, entire year: Total (Thousand dollars)	Cash sales (Thousand dollars)	Installment sales (Thousand dollars)	Stores with both charge account and installment sales: Number	Sales, entire year: Total (Thousand dollars)	Cash sales (Thousand dollars)	Charge account sales (Thousand dollars)	Installment sales (Thousand dollars)	Stores not analyzing sales: Number	Sales, entire year (Thousand dollars)
Furniture, furnishings, appliance group, total	51,323	5,809,937	21,172	1,769,809	824,421	945,388	12,668	1,634,299	483,999	1,150,300	17,383	2,405,829	727,054	723,951	954,824	5,452	186,480
Single units	41,579	4,159,918	19,461	1,569,048	739,005	830,043	8,730	908,368	250,319	658,049	13,388	1,682,502	542,757	513,731	626,014	5,290	177,117
Multiunits	9,644	1,650,019	1,711	200,761	85,416	115,345	3,938	725,931	233,680	492,251	3,995	723,327	184,297	210,220	328,810	162	9,363
2 or 3 store multiunits	4,026	680,343	1,341	164,949	73,068	91,881	1,205	212,792	64,606	148,186	1,480	302,602	79,313	82,358	140,931	65	5,706
4 to 10 store multiunits	1,612	397,190	274	31,287	10,930	20,357	618	148,764	28,124	120,640	720	217,139	47,455	71,695	97,989	19	2,777
11 or more store multiunits	4,006	572,486	96	4,525	1,418	3,107	2,115	364,375	140,950	223,425	1,795	203,586	57,529	56,167	89,890	78	880
Furniture stores	21,978	3,137,176	7,418	699,291	286,267	413,024	6,999	1,035,067	232,864	802,203	7,561	1,402,818	372,426	424,332	606,060	1,177	60,041
Single units	18,680	2,301,324	6,736	618,911	258,927	359,984	5,581	685,208	153,465	531,743	6,363	997,205	284,733	306,978	405,494	1,144	56,556
Multiunits	3,298	835,852	682	80,380	27,340	53,040	1,418	349,859	79,399	270,460	1,198	405,613	87,693	117,354	200,566	33	3,484
2 or 3 store multiunits	2,334	445,008	592	65,413	24,167	41,246	918	168,741	52,317	116,424	824	210,854	47,531	57,915	107,408	26	2,846
4 to 10 store multiunits	712	262,922	87	(x)	(x)	(x)	362	116,968	20,806	96,162	263	(x)	(x)	(x)	(x)	7	638
11 or more store multiunits	252	127,922	3	(x)	(x)	(x)	138	64,150	6,276	57,874	111	(x)	(x)	(x)	(x)	...	...
Other home furnishing stores	6,010	539,160	4,680	373,957	146,439	227,518	873	146,036	37,978	108,058	457	79,167	22,996	38,492	17,679	1,746	41,107
Single units	5,293	427,338	4,398	330,160	125,466	204,694	481	34,304	8,518	25,786	414	62,874	17,985	31,603	13,286	1,726	39,011
Multiunits	717	171,822	282	43,797	20,973	22,824	392	111,732	29,460	82,272	43	16,293	5,011	6,889	4,393	20	2,096
2 or 3 store multiunits	308	54,639	233	35,361	16,785	18,576	41	12,755	2,050	10,705	34	6,583	2,057	2,567	1,959	14	815
4 to 10 store multiunits	123	27,081	36	(x)	(x)	(x)	77	11,542	1,513	10,029	8	(x)	(x)	(x)	(x)	6	1,275
11 or more store multiunits	286	90,102	13	(x)	(x)	(x)	274	87,435	25,897	61,538	1	(x)	(x)	(x)	(x)	...	...
Household appliance, radio stores	23,335	2,073,601	9,074	696,561	391,715	304,846	4,796	453,196	213,157	240,039	9,365	923,844	331,632	261,127	331,085	2,529	85,333
Single units	17,606	1,431,256	8,327	619,977	354,612	265,365	2,668	188,856	88,336	100,520	6,611	622,423	240,039	175,150	207,234	2,420	81,544
Multiunits	5,629	642,345	747	76,584	37,103	39,481	2,128	264,340	124,821	139,519	2,754	301,421	91,593	85,977	123,851	109	3,789
2 or 3 store multiunits	1,384	180,636	516	64,175	32,116	32,059	240	31,096	16,139	14,957	622	85,165	29,725	23,876	31,564	25	2,045
4 to 10 store multiunits	777	107,187	151	10,519	4,046	6,473	177	20,254	5,805	14,449	449	76,414	17,462	23,545	35,407	6	864
11 or more store multiunits	3,468	354,522	80	1,890	941	949	1,705	212,990	102,777	110,213	1,683	139,842	43,906	39,556	56,380	78	880
Automotive group, total	57,346	16,959,643	29,234	7,466,219	5,548,194	1,918,025	6,352	1,010,973	554,493	456,480	21,760	8,482,451	4,987,784	1,899,663	1,595,004	4,854	534,609
Single units	51,204	15,037,334	27,811	6,898,673	5,142,038	1,756,635	5,191	793,963	426,090	367,873	18,201	7,344,648	4,416,333	1,561,854	1,366,511	4,789	518,716
Multiunits	6,142	1,922,309	1,423	567,546	406,156	161,390	1,161	217,010	128,403	88,607	3,559	1,137,753	571,451	337,809	228,493	65	15,893
2 or 3 store multiunits	2,887	1,229,841	1,254	469,040	329,463	139,577	428	92,021	51,575	40,446	1,205	668,780	385,154	145,112	138,518	63	15,626
4 to 10 store multiunits	440	209,711	144	38,436	21,655	16,781	94	21,920	10,548	11,372	202	149,355	71,060	54,801	23,694	1	59
11 or more store multiunits	2,815	482,757	25	60,070	55,038	5,032	638	103,069	66,280	36,789	2,152	319,618	114,437	137,890	67,291	1	20
Motor vehicle (new and used) dealers	37,201	14,626,180	21,117	6,742,448	5,133,260	1,608,988	891	245,670	154,802	90,868	15,693	7,638,462	4,637,627	1,612,865	1,387,770	1,306	322,[illegible]
Single units	35,882	13,385,106	20,285	6,265,310	4,779,045	1,486,265	827	214,981	133,205	81,776	14,770	6,904,815	4,214,495	1,437,286	1,253,034	1,282	314,621
Multiunits	1,319	1,241,074	832	476,438	354,215	122,223	64	30,689	21,597	9,092	923	733,447	423,132	175,579	134,736	24	8,177
2 or 3 store multiunits	1,653	993,335	778	391,270	285,369	105,901	52	24,169	18,412	5,757	823	577,896	339,932	124,566	113,348	24	8,177
4 to 10 store multiunits	148	(x)	40	26,608	14,421	12,187	12	6,520	3,185	3,335	96	(x)	(x)	(x)	(x)	...	...
11 or more store multiunits	18	(x)	14	59,060	54,425	4,635	...	...	...	...	4	(x)	(x)	(x)	(x)	...	...
Motor vehicle (used) dealers	6,023	1,044,726	1,608	240,378	184,991	55,387	3,464	562,306	278,209	284,097	951	242,042	124,704	28,655	88,683	1,023	114,662
Single units	5,390	880,043	1,459	203,532	157,197	46,335	3,166	495,454	245,333	250,121	765	181,057	93,405	17,738	70,254	1,001	109,228
Multiunits	633	164,683	149	36,846	27,694	9,152	298	66,852	32,876	33,976	186	60,985	31,639	10,917	18,429	22	5,434
2 or 3 store multiunits	585	151,047	134	33,532	25,453	8,079	271	58,224	28,610	29,614	180	59,291	31,162	10,873	17,256	22	5,434
4 to 10 store multiunits	48	13,636	15	3,314	2,241	1,073	27	8,628	4,266	4,362	6	1,694	477	44	1,173	...	...
11 or more store multiunits	...	...	...	...	...	...	...	...	...	...	...	...	...	...	...	...	...
Tire, battery, accessory dealers	11,850	1,079,725	5,707	391,744	181,439	210,305	1,450	139,711	95,088	44,623	4,693	548,270	201,665	245,581	101,025	2,191	80,665
Single units	8,360	583,773	5,340	352,122	164,305	187,817	745	32,253	24,890	7,363	2,275	214,398	88,419	96,505	29,474	2,181	79,579
Multiunits	3,490	489,952	367	39,622	17,134	22,488	705	107,458	70,198	37,260	2,418	333,872	113,246	149,075	71,551	10	1,086
2 or 3 store multiunits	501	57,934	275	31,513	12,735	18,778	54	(x)	(x)	(x)	172	(x)	(x)	(x)	(x)	[illegible]	[illegible]
4 to 10 store multiunits	208	19,909	81	7,099	3,786	3,313	29	2,094	1,565	529	98	10,716	4,852	4,163	1,701	1	5
11 or more store multiunits	2,781	403,109	11	1,010	613	397	622	(x)	(x)	(x)	2,147	(x)	(x)	(x)	(x)	1	207
All other automotive dealers	1,772	209,012	802	91,544	48,504	43,345	547	63,296	26,394	36,902	423	53,877	23,778	12,563	17,526	334	16,433
Single units	1,572	173,412	727	77,704	41,391	36,318	454	51,275	22,662	28,613	391	44,428	21,354	10,325	13,749	325	15,238
Multiunits	200	35,600	75	14,140	7,113	7,027	93	12,011	3,732	8,279	32	9,449	3,434	2,238	3,777	9	1,195
2 or 3 store multiunits	148	27,525	67	12,725	5,906	6,819	51	(x)	(x)	(x)	30	(x)	(x)	(x)	(x)	9	1,177
4 to 10 store multiunits	36	(x)	8	1,415	1,207	208	26	4,678	1,532	3,146	2	(x)	(x)	(x)	(x)	...	...
11 or more store multiunits	16	(x)	...	...	...	...	16	(x)	(x)	(x)	...	...	...	...	...	...	...
Gasoline service stations, total	68,359	3,215,745	65,756	3,015,905	2,138,546	877,354	237	10,269	8,099	2,170	2,365	189,571	124,[illegible]	52,[illegible]	13,157	24,650	[illegible]
Single units	63,108	2,753,150	61,129	2,635,671	1,880,584	755,087	217	8,906	6,804	2,102	1,762	108,573	62,833	35,563	10,177	24,482	[illegible]
Multiunits	5,250	462,595	4,627	380,234	257,962	122,272	20	1,363	1,295	68	603	80,998	61,443	16,675	2,880	168	11,73[illegible]
2 or 3 store multiunits	1,666	135,749	1,568	124,493	80,181	44,312	3	203	199	4	95	11,053	6,134	3,987	932	65	4,[illegible]
4 to 10 store multiunits	593	60,043	531	50,215	37,329	12,886	4	158	138	20	58	9,675	7,088	2,132	475	42	3,[illegible]
11 or more store multiunits	2,991	266,793	2,529	205,526	140,452	65,074	13	1,002	958	44	450	60,270	48,221	10,586	1,463	61	4,[illegible]

See footnotes at end of table.

Table 11C.—ANALYSIS OF CASH AND CREDIT SALES AND BALANCES DUE FOR SINGLE AND MULTIUNITS UNITED STATES, BY KIND OF BUSINESS: 1948—Continued

[See text for explanatory material and description of sample data included]

Kind of business	Stores analyzing sales: Total: Stores (Number)	Total: Sales, entire year (Thousand dollars)	Stores with cash sales only: Number	Stores with cash sales only: Sales, entire year (Thousand dollars)	Stores with credit sales: Total: Stores (Number)	Total: Sales, entire year (Thousand dollars)	Cash sales (Thousand dollars)	Charge account sales (Thousand dollars)	Installment sales (Thousand dollars)	Balances due from customers: On charge account sales: End of year (Thousand dollars)	On charge account sales: Beginning of year (Thousand dollars)	On installment sales: End of year (Thousand dollars)	On installment sales: Beginning of year (Thousand dollars)
Lumber, building, hardware group, total	9,438	11,020,393	27,108	1,203,984	67,378	9,816,409	3,848,066	5,580,575	387,778	833,754	634,709	69,819	44,724
Single units	81,836	8,574,108	26,037	1,127,381	55,799	7,446,727	3,100,934	4,144,103	201,690	633,444	519,863	43,396	29,384
Multiunits	12,680	2,446,285	1,071	76,603	11,609	2,369,682	747,122	1,436,472	186,088	202,312	175,846	26,423	24,333
2 or 3 store multiunits	4,744	893,530	714	50,809	4,030	842,721	260,181	554,773	27,767	82,742	70,627	5,705	4,418
4 to 10 store multiunits	2,495	497,821	214	17,586	2,281	480,235	117,602	342,154	20,479	48,778	43,646	4,212	3,268
11 or more store multiunits	5,441	1,054,934	143	8,208	5,298	1,046,726	369,339	539,545	137,842	70,792	61,573	14,506	14,331
Lumber yards, building materials dealers	25,359	5,061,971	3,232	251,860	22,127	4,810,111	1,090,478	3,655,220	64,413	549,395	459,245	14,161	11,711
Single units	18,079	3,572,049	2,997	225,481	15,078	3,346,568	793,683	2,509,368	43,517	384,030	317,374	11,143	7,598
Multiunits	7,284	1,489,922	235	26,379	7,049	1,463,543	296,795	1,145,852	20,896	165,365	143,871	3,018	4,113
2 or 3 store multiunits	2,124	533,350	164	17,798	1,960	515,552	110,922	397,251	7,379	60,569	52,141	1,205	1,344
4 to 10 store multiunits	1,710	365,621	52	6,159	1,658	359,462	69,205	283,014	7,243	41,560	37,189	707	564
11 or more store multiunits	3,450	590,951	19	2,422	3,431	588,529	116,668	465,587	6,274	63,236	54,541	1,107	2,209
Plumbing, paint, electrical stores	19,016	1,129,013	7,178	213,925	11,838	915,088	328,570	547,930	38,588	76,776	65,494	4,066	3,160
Single units	16,903	913,424	6,855	196,321	10,048	717,103	266,430	428,439	22,234	63,413	53,688	2,744	2,145
Multiunits	2,113	215,589	323	17,604	1,790	197,985	62,140	119,491	16,354	13,363	11,806	1,322	1,015
2 or 3 store multiunits	660	70,412	166	9,045	494	61,367	20,018	39,569	1,780	5,378	4,294	108	113
4 to 10 store multiunits	349	32,069	81	5,341	268	26,728	12,839	13,473	416	1,489	1,433	70	111
11 or more store multiunits	1,104	113,108	76	3,218	1,028	109,890	29,283	66,449	14,158	6,496	6,079	894	1,142
Hardware stores	33,259	2,479,333	13,441	471,815	19,818	2,007,518	1,193,063	643,545	170,910	115,805	99,404	26,053	19,882
Single units	31,044	1,958,896	13,054	449,334	17,990	1,509,562	844,632	570,886	44,044	103,929	88,829	11,364	8,882
Multiunits	2,215	520,437	387	22,481	1,828	497,956	298,431	72,659	126,866	11,876	10,575	14,689	11,000
2 or 3 store multiunits	1,085	122,749	278	14,838	807	107,911	56,904	45,224	5,783	7,555	6,736	1,404	860
4 to 10 store multiunits	320	56,681	75	5,604	245	51,077	26,216	20,924	3,937	3,423	3,012	1,357	1,174
11 or more store multiunits	810	341,007	34	2,039	776	338,968	215,311	6,511	117,146	898	827	11,938	10,966
Farm equipment dealers	10,852	2,350,076	3,257	266,384	13,595	2,083,692	1,235,945	733,880	113,867	93,780	70,566	22,539	14,553
Single units	15,814	2,129,739	3,131	256,245	12,683	1,873,494	1,146,189	635,410	91,895	82,072	60,972	17,455	9,621
Multiunits	1,038	220,337	126	10,139	912	210,198	89,756	98,470	21,972	11,708	9,594	5,084	5,298
2 or 3 store multiunits	875	167,019	106	9,128	769	157,891	72,337	72,729	12,825	9,240	7,456	2,988	3,881
4 to 10 store multiunits	116	43,450	6	482	110	42,968	9,342	24,743	8,883	2,306	2,012	2,078	1,349
11 or more store multiunits	47	9,868	14	529	33	9,339	8,077	998	264	162	126	18	24
Drug and proprietary stores, total	53,977	3,945,040	39,363	2,720,614	14,614	1,224,426	1,008,458	214,733	1,235	36,043	30,781	398	310
Single units	47,959	2,835,505	34,810	1,839,786	13,149	995,719	809,655	185,088	976	31,289	26,535	312	249
Multiunits	6,018	1,109,535	4,553	880,828	1,465	228,707	198,803	29,645	259	4,754	4,246	86	61
2 or 3 store multiunits	2,317	242,621	1,530	147,790	787	94,831	75,923	18,884	24	3,234	2,857	1	1
4 to 10 store multiunits	952	159,747	649	119,849	303	39,898	33,579	6,303	16	1,006	899	3	2
11 or more store multiunits	2,749	707,167	2,374	613,189	375	93,978	89,301	4,458	219	514	490	82	58
Liquor stores, total	31,796	2,546,247	30,474	2,427,716	1,322	118,531	95,635	22,894	(v)	3,538	2,775	(v)	...
Single units	27,407	1,630,184	26,269	1,535,275	1,138	94,909	76,116	18,791	(v)	2,802	2,161	(v)	...
Multiunits	4,389	916,063	4,205	892,441	184	23,622	19,519	4,103	...	736	614	...	...
2 or 3 store multiunits	1,409	114,680	1,299	101,682	110	12,998	10,557	2,441	...	494	408	...	...
4 to 10 store multiunits	626	81,546	576	74,642	50	6,904	5,687	1,217	...	161	126	...	...
11 or more store multiunits	2,354	719,837	2,330	716,117	24	3,720	3,275	445	...	81	80	...	...
Second-hand stores, total	15,410	299,179	12,844	191,074	2,566	108,105	65,682	31,984	10,439	4,936	4,499	3,783	3,149
Single units	14,603	266,738	12,145	172,207	2,458	94,531	58,072	26,580	9,879	4,137	3,766	3,617	3,018
Multiunits	807	32,441	699	18,867	108	13,574	7,610	5,404	560	799	733	166	131
2 or 3 store multiunits	339	15,408	254	7,464	85	7,944	4,323	3,351	270	654	552	166	131
4 to 10 store multiunits	92	4,137	81	2,439	11	1,698	909	499	290	38	45	...	...
11 or more store multiunits	376	12,896	364	8,964	12	3,932	2,378	1,554	...	107	136	...	...
Other retail stores, total	152,620	10,029,942	86,988	2,498,824	65,632	7,531,118	3,272,633	3,699,024	559,461	554,156	498,186	244,905	193,837
Single units	137,508	7,811,214	81,247	2,154,812	56,261	5,656,402	2,596,246	2,763,269	296,887	433,303	382,194	111,489	81,076
Multiunits	15,112	2,218,728	5,741	344,012	9,371	1,874,716	676,387	935,755	262,574	120,853	115,992	133,416	112,761
2 or 3 store multiunits	7,177	910,928	2,541	131,354	4,636	779,574	320,473	382,616	76,485	57,333	53,448	33,579	27,897
4 to 10 store multiunits	2,599	527,425	662	54,786	1,937	472,639	157,577	244,860	70,202	31,102	29,507	32,148	26,738
11 or more store multiunits	5,336	780,375	2,538	157,872	2,798	622,503	198,337	308,279	115,887	32,418	33,037	67,689	58,126
Fuel, fuel oil, ice dealers	21,442	2,383,121	7,639	267,476	13,803	2,115,645	704,021	1,378,034	33,590	200,875	180,370	5,586	4,475
Single units	19,823	1,952,303	7,412	246,930	12,411	1,705,373	589,275	1,093,904	22,194	161,368	144,027	3,531	1,969
Multiunits	1,619	430,818	227	20,546	1,392	410,272	114,746	284,130	11,396	39,507	36,343	2,055	2,506
2 or 3 store multiunits	937	195,078	128	8,203	809	186,875	54,597	127,102	5,176	18,291	16,159	862	1,513
4 to 10 store multiunits	464	177,604	60	9,438	404	168,166	44,352	118,272	5,542	15,485	14,561	1,120	915
11 or more store multiunits	218	58,136	39	2,905	179	55,231	15,797	38,756	678	5,731	5,623	73	78

See footnotes at end of table.

Table 11C.—ANALYSIS OF CASH AND CREDIT SALES AND BALANCES DUE FOR SINGLE AND MULTIUNITS—UNITED STATES, BY KIND OF BUSINESS: 1948—Continued

[See text for explanatory material and description of sample data included]

Kind of business	Stores analyzing sales—Continued: Stores with credit sales: Number	Stores with credit sales: Sales, entire year (Thousand dollars)	Stores whose credit sales are all charge account sales: Number	Charge account only: Sales, entire year: Total (Thousand dollars)	Charge account only: Cash sales (Thousand dollars)	Charge account only: Charge account sales (Thousand dollars)	Stores whose credit sales are all installment sales: Number	Installment only: Sales, entire year: Total (Thousand dollars)	Installment only: Cash sales (Thousand dollars)	Installment only: Installment sales (Thousand dollars)	Stores with both charge account and installment sales: Number	Both: Sales, entire year: Total (Thousand dollars)	Both: Cash sales (Thousand dollars)	Both: Charge account sales (Thousand dollars)	Both: Installment sales (Thousand dollars)	Stores not analyzing sales: Number	Stores not analyzing sales: Sales, entire year (Thousand dollars)
Lumber, building, hardware group, total	67,378	9,816,409	56,024	7,648,398	2,856,376	4,792,022	1,515	385,968	243,696	142,272	9,839	1,782,043	747,984	788,553	245,506	4,446	272,170
Single units	55,799	7,446,727	46,701	5,977,804	2,426,773	3,551,031	771	66,346	39,396	26,950	8,327	1,402,577	634,765	593,072	174,740	4,340	257,585
Multiunits	11,579	2,369,682	9,323	1,670,594	429,603	1,240,991	744	319,622	204,300	115,322	1,512	379,466	113,219	195,481	70,766	106	14,585
2 or 3 store multiunits	4,030	842,721	3,391	674,291	205,438	468,853	50	10,265	5,066	5,199	589	158,165	49,677	85,920	22,568	61	9,035
4 to 10 store multiunits	2,281	480,235	1,973	383,113	88,628	294,485	32	7,939	884	7,055	276	89,183	28,090	47,669	13,424	11	1,270
11 or more store multiunits	5,268	1,046,726	3,959	613,190	135,537	477,653	662	301,418	198,350	103,068	647	132,118	35,452	61,892	34,774	34	4,280
Lumber yards, building materials dealers	22,127	4,810,111	20,559	4,403,477	990,956	3,412,521	201	39,693	17,003	22,690	1,367	366,941	82,519	242,699	41,723	743	81,797
Single units	15,078	3,346,568	13,987	3,064,203	724,841	2,339,362	105	16,806	6,849	9,957	986	265,559	61,993	170,006	33,560	681	71,062
Multiunits	7,049	1,463,543	6,572	1,339,274	266,115	1,073,159	96	22,887	10,154	12,733	381	101,382	20,526	72,693	8,163	62	10,735
2 or 3 store multiunits	1,960	515,552	1,825	471,411	103,196	368,215	13	3,604	843	2,761	122	40,537	6,883	29,036	4,618	25	5,884
4 to 10 store multiunits	1,658	359,462	1,562	333,776	63,005	270,771	22	6,461	431	6,030	74	19,225	5,769	12,243	1,213	4	800
11 or more store multiunits	3,431	588,529	3,185	534,087	99,914	434,173	61	12,822	8,880	3,942	185	41,620	7,874	31,414	2,332	33	4,051
Plumbing, paint, electrical stores	11,838	915,088	10,364	754,723	294,839	459,884	192	11,759	6,199	5,560	1,282	148,606	27,532	88,046	33,028	1,526	52,847
Single units	10,048	717,103	8,965	613,143	236,543	376,600	190	(x)	(x)	(x)	893	(x)	(x)	(x)	(x)	1,509	51,455
Multiunits	1,790	197,985	1,399	141,580	58,296	83,284	2	(x)	(x)	(x)	389	(x)	(x)	(x)	(x)	17	1,392
2 or 3 store multiunits	494	61,367	458	48,733	17,743	30,990	1	(x)	(x)	(x)	35	(x)	(x)	(x)	(x)	9	693
4 to 10 store multiunits	268	26,728	243	23,334	11,426	11,908	...	...	...	...	25	3,394	1,413	1,565	416	7	470
11 or more store multiunits	1,028	109,890	698	69,513	29,127	40,386	1	(x)	(x)	(x)	329	(x)	(x)	(x)	(x)	1	229
Hardware stores	19,818	2,007,518	15,344	1,206,119	733,236	472,883	956	308,646	203,471	105,175	3,518	492,753	256,356	170,662	65,735	1,416	61,859
Single units	17,990	1,509,562	14,525	1,109,934	678,692	431,242	335	20,211	15,698	4,513	3,130	379,417	200,242	139,644	39,531	1,396	60,008
Multiunits	1,828	497,956	819	96,185	54,544	41,641	621	288,435	187,773	100,662	388	113,336	56,114	31,018	26,204	20	1,851
2 or 3 store multiunits	807	107,911	621	70,927	39,703	31,224	27	(x)	(x)	(x)	159	(x)	(x)	(x)	(x)	20	1,851
4 to 10 store multiunits	245	51,077	142	18,758	10,701	8,057	1	(x)	(x)	(x)	102	(x)	(x)	(x)	(x)	...	...
11 or more stores multiunits	776	338,968	56	6,500	4,140	2,360	593	283,307	184,514	98,793	127	49,161	26,657	4,151	18,353	...	...
Farm equipment dealers	13,595	2,083,692	9,757	1,284,079	837,345	446,734	166	25,870	17,023	8,847	3,672	773,743	381,577	287,146	105,020	761	75,667
Single units	12,683	1,873,494	9,224	1,190,524	786,697	403,827	141	(x)	(x)	(x)	3,318	(x)	(x)	(x)	(x)	754	75,060
Multiunits	912	210,198	533	93,555	50,648	42,907	25	(x)	(x)	(x)	354	(x)	(x)	(x)	(x)	7	[illegible]
2 or 3 store multiunits	769	157,891	487	83,220	44,796	38,424	9	1,338	857	481	273	73,333	26,684	34,305	12,344	7	607
4 to 10 store multiunits	110	42,968	26	7,245	3,496	3,749	9	(x)	(x)	(x)	75	(x)	(x)	(x)	(x)	...	...
11 or more stores multiunits	33	9,339	20	3,090	2,356	734	7	(x)	(x)	(x)	6	(x)	(x)	(x)	(x)	...	...
Drug and proprietary stores, total	14,614	1,224,426	14,377	1,185,981	974,730	211,251	56	9,480	9,129	351	181	28,965	24,599	3,482	884	1,803	92,440
Single units	13,149	995,719	12,977	983,661	801,082	182,579	27	1,358	1,043	315	145	10,700	7,530	2,509	661	1,769	89,01[illegible]
Multiunits	1,465	228,707	1,400	202,320	173,648	28,672	29	8,122	8,086	36	36	18,265	17,069	973	223	34	3,425
2 or 3 store multiunits	787	94,831	782	92,597	74,245	18,352	1	(x)	(x)	(x)	4	(x)	(x)	(x)	(x)	20	1,736
4 to 10 store multiunits	303	39,898	301	39,600	33,299	6,301	1	(x)	(x)	(x)	1	(x)	(x)	(x)	(x)	14	1,689
11 or more stores multiunits	375	93,978	317	70,123	66,104	4,019	27	(x)	(x)	(x)	31	(x)	(x)	(x)	(x)	...	...
Liquor stores, total	1,322	118,531	1,320	(x)	(x)	(x)	2	(x)	(x)	(x)	...	...	...	...	...	1,628	71,346
Single units	1,138	94,909	1,137	(x)	(x)	(x)	1	(x)	(x)	(x)	...	...	...	...	...	1,591	69,14[illegible]
Multiunits	184	23,622	183	(x)	(x)	(x)	1	(x)	(x)	(x)	...	...	...	...	...	37	2,200
2 or 3 store multiunits	110	12,998	110	12,998	10,557	2,441	...	...	...	...	...	...	...	...	...	19	1,027
4 to 10 store multiunits	50	6,904	49	(x)	(x)	(x)	1	(x)	(x)	(x)	...	...	...	...	...	12	53[illegible]
11 or more store multiunits	24	3,720	24	3,720	3,275	445	...	...	...	...	...	...	...	...	...	6	643
Second-hand stores, total	2,566	108,105	1,753	79,346	50,098	29,248	576	15,846	8,263	7,583	237	12,913	7,321	2,736	2,856	1,548	16,114
Single units	2,458	94,531	1,665	67,093	43,218	23,875	565	14,923	7,791	7,132	228	12,515	7,062	2,705	2,748	1,534	15,863
Multiunits	108	13,574	88	12,253	6,880	5,373	11	923	472	451	9	398	259	31	108	14	251
2 or 3 store multiunits	85	7,944	67	(x)	(x)	(x)	10	(x)	(x)	(x)	8	(x)	(x)	(x)	(x)	14	251
4 to 10 store multiunits	11	1,698	9	(x)	(x)	(x)	1	(x)	(x)	(x)	1	(x)	(x)	(x)	(x)	...	...
11 or more store multiunits	12	3,932	12	3,932	2,378	1,554	...	...	...	...	...	...	...	...	...	...	...
Other retail stores, total	65,632	7,531,118	54,819	(x)	(x)	(x)	4,678	(x)	(x)	(x)	6,135	913,770	333,644	358,987	221,139	11,416	491,[illegible]
Single units	56,261	5,656,402	47,894	(x)	(x)	(x)	3,186	(x)	(x)	(x)	5,181	613,459	257,387	222,621	133,451	11,015	418,11[illegible]
Multiunits	9,371	1,874,716	6,925	(x)	(x)	(x)	1,492	(x)	(x)	(x)	954	300,311	76,257	136,366	87,688	401	72,303
2 or 3 store multiunits	4,636	779,574	3,541	(x)	(x)	(x)	578	73,272	23,323	49,949	517	(x)	(x)	(x)	(x)	150	22,405
4 to 10 store multiunits	1,937	472,639	1,273	(x)	(x)	(x)	422	(x)	(x)	(x)	242	(x)	(x)	(x)	(x)	78	21,742
11 or more store multiunits	2,798	622,503	2,111	439,426	160,033	279,393	492	(x)	(x)	(x)	195	(x)	(x)	(x)	(x)	173	28,756
Fuel, fuel oil, ice dealers	13,803	2,115,645	12,591	1,855,476	624,745	1,230,731	155	19,174	10,332	8,842	1,057	240,995	68,944	147,303	24,748	1,211	[illegible]
Single units	12,411	1,705,373	11,464	1,553,631	533,731	1,019,900	134	11,770	7,119	4,651	813	139,972	48,425	74,004	17,543	1,055	[illegible]
Multiunits	1,392	410,272	1,127	301,845	91,014	210,831	21	7,404	3,213	4,191	244	101,023	20,519	73,299	7,205	156	[illegible]
2 or 3 store multiunits	809	186,875	687	154,696	45,995	108,701	6	3,449	1,380	2,069	116	28,730	7,222	18,401	3,107	39	[illegible]
4 to 10 store multiunits	404	168,166	302	104,097	30,172	73,925	15	3,955	1,833	2,122	87	60,114	12,347	44,347	3,420	17	[illegible]
11 or more store multiunits	179	55,231	138	43,052	14,847	28,205	...	...	...	...	41	12,179	350	10,551	678	117	17,702

See footnotes at end of table.

Table 11C.—ANALYSIS OF CASH AND CREDIT SALES AND BALANCES DUE FOR SINGLE AND MULTIUNITS UNITED STATES, BY KIND OF BUSINESS: 1948—Continued

[See text for explanatory material and description of sample data included]

Kind of business	Total: Stores (Number)	Total: Sales, entire year (Thousand dollars)	Stores with cash sales only: Number	Stores with cash sales only: Sales, entire year (Thousand dollars)	Stores with credit sales, Total: Stores (Number)	Stores with credit sales, Total: Sales, entire year (Thousand dollars)	Cash sales (Thousand dollars)	Charge account sales (Thousand dollars)	Installment sales (Thousand dollars)	Balances due, on charge account sales: End of year (Thousand dollars)	Balances due, on charge account sales: Beginning of year (Thousand dollars)	Balances due, on installment sales: End of year (Thousand dollars)	Balances due, on installment sales: Beginning of year (Thousand dollars)
[illegible]													
Feed, farm, garden supply stores	[illegible]	2,943,038	[illegible]	443,225	13,781	2,499,813	1,250,387	1,232,058	17,368	149,885	[illegible]	[illegible]	[illegible]
Single units	[illegible]	2,072,624	[illegible]	345,295	11,020	1,727,329	923,231	791,933	12,165	105,638	90,182	[illegible]	[illegible]
Multiunits	[illegible]	870,414	648	97,930	2,761	772,484	327,156	440,125	5,203	44,247	[illegible]	[illegible]	[illegible]
2 or 3 store multiunits	1,429	315,244	300	39,544	1,129	275,700	136,040	137,474	2,186	16,520	[illegible]	[illegible]	[illegible]
4 to 10 store multiunits	[illegible]	[illegible]	80	14,065	499	141,383	62,690	78,490	203	7,498	7,331	[illegible]	58
11 or more store multiunits	[illegible]	399,722	268	44,321	1,133	355,401	128,426	224,161	2,814	20,229	[illegible]	[illegible]	[illegible]
Jewelry stores	[illegible]	1,232,146	8,859	221,090	11,258	1,011,056	459,099	253,738	298,219	77,349	70,308	[illegible]	[illegible]
Single units	[illegible]	967,076	8,531	210,774	9,553	756,302	379,970	214,035	162,297	63,844	[illegible]	[illegible]	[illegible]
Multiunits	[illegible]	265,070	328	10,316	1,705	254,754	79,129	39,703	135,922	13,505	[illegible]	[illegible]	[illegible]
2 or 3 store multiunits	1,313	131,349	309	9,598	1,004	121,751	45,248	25,585	49,918	8,640	7,751	[illegible]	[illegible]
4 to 10 store multiunits	486	74,310	19	718	467	73,592	20,799	9,233	44,560	2,723	[illegible]	[illegible]	[illegible]
11 or more store multiunits	234	59,411	...	...	234	59,411	13,082	4,885	41,444	2,142	[illegible]	[illegible]	[illegible]
Book, stationery stores	6,519	550,232	3,100	87,255	3,419	462,977	142,322	241,427	79,228	34,684	[illegible]	[illegible]	[illegible]
Single units	5,810	399,864	2,963	79,844	2,847	320,020	107,793	189,708	22,519	27,207	[illegible]	[illegible]	[illegible]
Multiunits	709	150,368	137	7,411	572	142,957	34,529	51,719	56,709	7,477	7,001	[illegible]	[illegible]
2 or 3 store multiunits	346	48,006	120	5,342	226	42,664	13,374	25,441	3,849	3,869	3,473	[illegible]	[illegible]
4 to 10 store multiunits	98	21,745	13	1,990	85	19,755	6,343	11,043	2,369	1,665	1,589	1,335	[illegible]
11 or more store multiunits	265	80,617	4	79	261	80,538	14,812	15,235	50,491	1,943	1,939	[illegible]	[illegible]
[illegible]	[illegible]	366,535	6,750	104,146	7,219	262,389	113,905	148,484	...	24,575	21,391	...	...
Single units	13,180	[illegible]	6,455	97,555	6,725	231,615	101,551	130,064	...	21,475	18,680	...	...
Multiunits	[illegible]	37,365	295	6,591	494	30,774	12,354	18,420	...	3,100	2,711	...	...
2 or 3 store multiunits	664	29,026	249	5,837	415	23,189	9,146	14,043	...	2,354	2,024	...	...
4 to 10 store multiunits	100	(x)	33	(x)	67	(x)	(x)	(x)	(x)	(x)	(x)	(x)	(x)
11 or more store multiunits	25	(x)	13	(x)	12	(x)	(x)	(x)	(x)	(x)	(x)	(x)	(x)
Music stores	5,744	338,842	3,042	74,312	2,702	264,530	107,343	62,727	94,460	12,428	10,614	[illegible]	[illegible]
Single units	5,160	249,206	2,828	61,952	2,332	187,254	82,842	47,759	56,653	10,033	[illegible]	[illegible]	[illegible]
Multiunits	584	89,636	214	12,360	370	77,276	24,501	14,968	37,807	2,395	2,442	[illegible]	[illegible]
2 or 3 store multiunits	359	34,968	130	4,742	229	30,226	11,338	6,537	12,351	1,265	954	[illegible]	[illegible]
4 to 10 store multiunits	125	36,371	26	6,083	99	30,288	7,199	7,542	15,547	1,045	1,390	[illegible]	[illegible]
11 or more store multiunits	100	18,297	58	1,535	42	16,762	5,964	889	9,909	85	93	[illegible]	[illegible]
Optical goods stores	1,825	72,519	1,030	26,490	795	46,029	30,973	12,922	2,134	2,068	1,731	558	[illegible]
Single units	1,356	45,319	877	20,910	479	24,409	16,696	6,838	875	1,095	823	141	[illegible]
Multiunits	469	27,200	153	5,580	316	21,620	14,277	6,084	1,259	973	908	417	372
2 or 3 store multiunits	155	10,692	63	2,576	92	8,116	5,568	2,536	12	436	374	[illegible]	[illegible]
4 to 10 store multiunits	180	9,748	48	1,533	132	8,215	4,788	2,261	1,166	371	370	387	341
11 or more store multiunits	134	6,760	42	1,471	92	5,289	3,921	1,287	81	166	164	[illegible]	[illegible]
All other retail stores	62,879	2,143,509	50,324	1,274,830	12,555	868,679	464,583	369,634	34,462	52,292	44,944	7,498	[illegible]
Single units	57,379	1,795,652	46,585	1,091,552	10,794	704,100	394,888	289,028	20,184	42,643	36,540	4,550	[illegible]
Multiunits	5,500	347,857	3,739	183,278	1,761	164,579	69,695	80,606	14,278	9,649	8,404	2,448	[illegible]
2 or 3 store multiunits	1,974	146,565	1,242	55,512	732	91,053	45,162	42,898	2,993	5,956	5,365	691	563
4 to 10 store multiunits	567	(x)	383	(x)	184	(x)	(x)	(x)	(x)	(x)	(x)	(x)	(x)
11 or more store multiunits	2,959	(x)	2,114	(x)	845	(x)	(x)	(x)	(x)	(x)	(x)	(x)	(x)

See footnotes at end of table.

Table 11E.— ANALYSIS OF CASH AND CREDIT SALES AND BALANCES DUE—GEOGRAPHIC DIVISION BY KIND OF BUSINESS: 1948—Continued

[Data based on sample. See text for description of sample and other explanatory material.]

Kind of business	Stores analyzing sales—Continued: Stores with credit sales: Number	Stores with credit sales: Sales, entire year (Thousand dollars)	Stores whose credit sales are all charge account sales: Number	Sales, entire year: Total (Thousand dollars)	Cash sales (Thousand dollars)	Charge account sales (Thousand dollars)	Stores whose credit sales are all installment sales: Number	Sales, entire year: Total (Thousand dollars)	Cash sales (Thousand dollars)	Installment sales (Thousand dollars)	Stores with both charge account and installment sales: Number	Sales, entire year: Total	Cash sales (Thousand dollars)	Charge account sales (Thousand dollars)	Installment sales (Thousand dollars)	Stores not analyzing sales: Number	Sales, entire year (Thousand dollars)
Other retail stores--Continued																	
Feed, farm, garden supply stores	13,781	2,4?9,813	13,36?	2,401,028	1,?09,097	1,141,931	53	[illegible]	4,221	5,?76	3?3	88,888	37,069	40,127	11,[illegible]	1,536	216,579
Single units	11,020	1,727,329	10,693	1,656,785	894,952	763,833	24	7,106	2,153	4,951	303	63,438	28,126	28,100	7,212	[illegible]	190,317
Multiunits	2,761	772,484	2,672	744,243	316,145	428,098	29	2,791	2,068	[illegible]	60	25,450	8,343	12,027	4,480	1,?6	26,?62
2 or 3 store multiunits	1,129	275,700	1,099	262,278	131,498	130,780	5	664	253	406	25	12,758	4,284	6,644	1,781	48	10,066
4 to 10 store multiunits	499	141,383	493	137,760	61,088	76,672	...	...	...	...	6	3,623	1,602	1,818	203	43	16,108
11 or more store multiunits	1,133	355,401	1,080	344,205	123,551	220,654	24	2,12?	1,81?	31?	2?	4,069	3,557	3,515	2,4??	35	10,088
Jewelry stores	11,258	1,011,056	6,508	463,027	263,043	199,984	2,731	317,485	95,473	222,012	2,019	230,544	109,583	53,754	76,207	1,154	26,782
Single units	9,553	756,302	6,004	404,870	238,443	166,427	1,803	173,832	59,532	114,300	1,746	172,600	81,495	43,108	47,997	1,122	24,608
Multiunits	1,705	254,754	504	58,157	34,100	24,057	928	143,653	35,441	108,212	273	57,944	14,088	13,644	28,210	32	2,174
2 or 3 store multiunits	1,004	121,751	379	38,164	18,585	19,577	435	55,776	18,365	37,411	190	31,813	13,298	7,008	10,507	27	1,622
4 to 10 store multiunits	467	73,592	99	10,798	4,54?	6,2??	313	48,087	10,906	37,181	55	14,???	5,3??	1,984	7,399	5	552
11 or more store multiunits	234	59,411	26	4,177	460	3,???	180	39,730	8,6??	31,1??	28	15,424	3,444	1,154	10,324	...	...
Book, stationery stores	3,519	462,777	3,358	324,521	121,598	207,923	185	50,657	1,162	[illegible]	2??	82,?59	17,562	33,504	31,?33	321	9,4??
Single units	2,947	320,320	2,694	270,695	97,107	173,588	34	11,367	891	10,476	214	37,452	9,815	16,120	12,024	315	8,514
Multiunits	572	142,357	354	58,826	24,441	34,335	151	34,290	2,291	36,???	[illegible]	44,941	7,747	17,384	19,717	6	957
2 or 3 store multiunits	226	42,664	206	36,61?	12,970	23,640	13	(x)	(x)	(x)	[illegible]	(x)	(x)	(x)	(x)	6	757
4 to 10 store multiunits	85	14,755	71	12,730	5,384	7,341	12	(x)	(x)	(x)	[illegible]	(x)	(x)	(x)	(x)	...	...
11 or more store multiunits	261	85,538	82	9,486	6,132	3,354	126	34,266	2,034	32,232	5?	36,786	6,646	11,881	18,259	...	...
Florists	7,214	262,389	7,219	262,389	114,905	148,484	...	...	...	...	...	...	...	...	...	77?	13,???
Single units	6,725	231,615	6,725	231,615	101,551	130,064	...	...	...	...	...	...	...	...	...	775	13,???
Multiunits	494	30,774	494	30,774	12,354	18,42?	...	...	...	...	...	...	...	...	...	4	23?
2 or 3 store multiunits	415	23,189	415	23,189	9,146	14,043	...	...	...	...	...	...	...	...	...	[illegible]	2?
4 to 10 store multiunits	67	(x)	67	(x)	(x)	(x)	...	...	...	...	...	...	...	...	...	...	...
11 or more store multiunits	12	(x)	12	(x)	(x)	(x)	...	...	...	...	...	...	...	...	...	...	...
Music stores	2,702	264,530	1,103	66,348	34,924	25,424	677	59,258	26,060	33,198	922	144,924	46,354	37,303	61,2??	331	8,510
Single units	2,332	187,254	1,042	54,6??	32,022	22,668	522	36,721	16,630	20,091	768	95,843	34,190	25,041	36,5??	48?	8,471
Multiunits	370	77,276	61	5,658	2,902	2,756	155	22,537	9,430	13,107	154	49,081	12,164	12,21?	24,7??	[illegible]	39
2 or 3 store multiunits	229	40,226	56	5,320	2,691	2,629	86	9,403	3,961	5,442	[illegible]	16,?83	4,686	3,908	7,409	[illegible]	[illegible]
4 to 10 store multiunits	99	36,288	4	(x)	(x)	(x)	46	(x)	(x)	(x)	41	24,41?	5,704	7,41?	11,???	...	...
11 or more store multiunits	42	10,762	1	(x)	(x)	(x)	23	(x)	(x)	(x)	13	9,6??	1,???	998	5,???	...	...
Optical goods stores	945	46,024	665	40,282	28,252	12,030	7?	3,056	1,3??	1,73?	43	4,491	1,471	2??	3??	6?	1,771
Single units	474	24,409	407	21,415	15,028	6,387	54	1,454	7??	75?	12?	1,535	96?	451	[illegible]	[illegible]	[illegible]
Multiunits	416	21,620	258	19,367	13,724	5,643	43	1,592	61	[illegible]	15	1,156	436	441	[illegible]	1?	[illegible]
2 or 3 store multiunits	42	8,116	84	7,731	5,462	2,469	1	(x)	(x)	(x)	[illegible]	(x)	(x)	(x)	(x)	[illegible]	[illegible]
4 to 10 store multiunits	132	?,?15	34	6,319	4,146	2,17?	26	1,2?4	[illegible]	[illegible]	[illegible]	[illegible]	214	1??	[illegible]	...	...
11 or more store multiunits	42	?,?84	15	4,617	3,566	1,051	16	(x)	(x)	(x)	1	(x)	(x)	(x)	(x)	1?	[illegible]
All other retail stores	12,5??	262,6??	11,310	(x)	(x)	(x)	78?	(x)	(x)	(x)	?,??5	(x)	(x)	(x)	(x)	[illegible]	[illegible]
Single units	10,744	94,100	9,860	(x)	(x)	(x)	615	(x)	(x)	(x)	1,31?	1?2,11?	54,371	35,???	11,???	[illegible]	1??,???
Multiunits	1,761	164,574	1,450	(x)	(x)	(x)	165	(x)	(x)	(x)	16?	29,816	7,355	10,257	2,1??	6?	3,619
2 or 3 store multiunits	732	41,154	617	(x)	(x)	(x)	2?	1,403	1,223	?8?	[illegible]	(x)	(x)	(x)	(x)	[illegible]	[illegible]
4 to 10 store multiunits	184	(x)	143	(x)	(x)	(x)	17	(x)	(x)	(x)	31	(x)	(x)	(x)	(x)	[illegible]	[illegible]
11 or more store multiunits	845	(x)	697	(x)	(x)	(x)	1??	(x)	(x)	(x)	25	(x)	(x)	(x)	(x)	16	[illegible]

... Withheld because of insufficient data.
x Withheld to avoid disclosure.

Table 11D.—ANALYSIS OF CASH AND CREDIT SALES AND BALANCES DUE BY SALES SIZE—UNITED STATES, BY KIND OF BUSINESS: 1948

[See text for explanatory material and description of sample data included]

Kind of business	Total: Stores	Total: Sales, entire year	Stores with cash sales only: Number	Stores with cash sales only: Sales, entire year	Stores with credit sales, Total: Stores	Stores with credit sales, Total: Sales, entire year	Cash sales	Charge account sales	Installment sales	Balances due, on charge account sales: End of year	Balances due, on charge account sales: Beginning of year	Balances due, on installment sales: End of year	Balances due, on installment sales: Beginning of year
	(Number)	(Thousand dollars)		(Thousand dollars)	(Number)	(Thousand dollars)	(Thousand dollars)	(Thousand dollars)	(Thousand dollars)	(Thousand dollars)	(Thousand dollars)	(Thousand dollars)	(Thousand dollars)
United States, total	[illegible]	127,746,705	1,094,010	[illegible]	[illegible]	73,170,691	40,789,007	25,211,889	7,169,793	[illegible]	[illegible]	1,911,278	[illegible]
Less than $100,000	1,484,160	42,902,713	992,495	27,318,773	391,665	[illegible]	9,742,389	5,046,179	795,172	803,447	[illegible]	[illegible]	[illegible]
$100,000 to $299,999	187,883	30,542,181	78,881	12,537,069	109,004	18,305,112	9,927,118	6,727,749	1,650,245	[illegible]	[illegible]	[illegible]	[illegible]
$300,000 to $499,999	33,803	12,892,788	11,643	4,440,597	22,160	8,452,191	4,387,466	3,124,909	939,816	431,430	[illegible]	[illegible]	[illegible]
$500,000 or more	32,676	41,109,023	10,991	10,279,575	21,685	30,829,448	16,732,034	10,312,852	[illegible]	[illegible]	[illegible]	[illegible]	[illegible]
Food group, total	473,982	30,318,736	323,258	19,894,712	150,724	10,424,024	6,640,872	3,758,347	24,795	[illegible]	288,123	[illegible]	[illegible]
Less than $100,000	412,459	12,14[illegible],103	284,040	7,889,279	128,419	4,255,824	2,686,392	1,566,204	3,228	165,67[illegible]	125,41[illegible]	[illegible]	[illegible]
$100,000 to $299,999	[illegible]	7,260,562	28,193	4,553,879	17,282	2,706,683	1,710,827	990,556	[illegible]	95,017	80,818	[illegible]	[illegible]
$300,000 to $499,999	7,504	2,885,132	4,980	1,911,047	2,524	974,085	711,343	258,771	3,971	22,917	[illegible]	[illegible]	[illegible]
$500,000 or more	[illegible]	8,027,939	6,045	[illegible]	2,499	2,487,432	1,532,310	942,826	12,296	70,317	[illegible]	[illegible]	[illegible]
Grocery stores, without fresh meat	143,344	3,845,891	98,146	2,771,133	45,198	1,074,758	720,149	352,706	1,903	[illegible]	35,936	[illegible]	[illegible]
Less than $100,000	136,300	2,689,773	92,994	1,859,650	43,806	830,123	558,637	270,375	1,111	36,176	27,030	[illegible]	[illegible]
$100,000 to $299,999	6,031	912,893	4,735	722,778	1,296	190,115	128,811	60,803	501	[illegible]	[illegible]		
$300,000 to $499,999	390	144,246	328	121,064	62	23,182	14,139	8,767	276	1,072	[illegible]	[illegible]	[illegible]
$500,000 or more	123	98,979	89	67,641	34	31,338	18,562	12,761	15	1,955	1,917	[illegible]	[illegible]
Grocery stores with fresh meat	213,295	20,466,563	121,520	13,377,695	91,775	7,088,868	4,935,569	2,144,714	8,585	211,317	170,094	[illegible]	[illegible]
Less than $100,000	168,630	6,508,520	93,883	3,500,820	74,747	3,007,700	1,850,708	1,155,308	1,684	116,513	89,438	[illegible]	[illegible]
$100,000 to $299,999	31,152	5,041,051	17,673	2,946,646	13,479	2,094,405	1,339,751	750,792	3,862	71,564	59,383	697	[illegible]
$300,000 to $499,999	6,105	2,359,183	4,199	1,620,730	1,906	738,453	599,629	137,553	1,271	12,759	11,169	[illegible]	[illegible]
$500,000 or more	7,408	6,557,809	5,765	5,309,499	1,643	1,248,310	1,145,481	101,061	1,768	10,481	9,504	338	[illegible]
Candy, nut, confectionery stores	30,172	628,326	28,991	582,778	1,181	45,548	36,613	8,935	...	1,540	1,144	...	...
Less than $100,000	29,627	480,191	28,506	455,017	1,121	25,174	22,070	3,104	...	546	338	...	...
$100,000 to $299,999	420	65,866	376	58,278	44	7,588	5,214	2,374	...	603	430	...	...
$300,000 to $499,999	64	24,250	56	21,484	8	2,766	1,797	969	...	91	40	...	...
$500,000 or more	61	58,019	53	47,999	8	10,020	7,532	2,488	...	300	246	...	...
Dairy products stores, milk dealers	11,105	1,867,539	6,821	397,295	4,284	1,470,244	414,900	1,055,344	...	77,367	66,364	...	...
Less than $100,000	8,237	323,476	5,920	200,004	2,317	123,472	50,965	72,507	...	6,319	3,949	...	...
$100,000 to $299,999	1,808	304,126	783	121,840	1,025	182,286	69,597	112,689	...	10,143	9,222	...	...
$300,000 to $499,999	386	147,612	68	25,490	318	122,122	36,645	85,477	...	6,983	5,965	...	...
$500,000 or more	674	1,092,325	50	49,961	624	1,042,364	257,693	784,671	...	53,922	47,228	...	...
All other food stores	76,066	3,510,417	67,780	2,765,811	8,286	744,606	533,641	196,658	14,307	17,548	14,595	2,721	[illegible]
Less than $100,000	69,165	2,143,143	62,737	1,873,788	6,428	269,355	204,012	64,910	433	6,121	4,658	74	[illegible]
$100,000 to $299,999	6,064	936,626	4,626	704,337	1,438	232,289	167,454	63,898	937	5,756	5,090	414	312
$300,000 to $499,999	559	209,841	329	122,279	230	87,562	59,133	26,005	2,424	2,012	1,747	744	671
$500,000 or more	278	220,807	88	65,407	190	155,400	103,042	41,845	10,513	3,659	3,100	2,491	2,923
Eating and drinking places, total	309,077	10,245,085	301,811	9,814,081	7,266	431,004	366,832	64,172	...	7,446	5,910	...	...
Less than $100,000	295,856	7,504,361	289,362	7,373,063	6,494	131,898	112,498	19,400	...	2,136	1,296	...	...
$100,000 to $299,999	11,428	1,756,139	11,007	1,680,413	421	75,726	62,174	13,552	...	1,427	1,284	...	...
$300,000 to $499,999	1,082	410,847	929	351,160	153	59,687	49,657	10,030	...	1,094	1,049	...	...
$500,000 or more	711	573,138	513	409,445	198	163,693	142,503	21,190	...	2,789	2,281	...	...
General stores, total	20,730	1,199,328	6,938	265,899	13,792	933,429	522,018	374,901	36,510	55,245	47,442	11,589	9,247
Less than $100,000	18,273	624,592	6,530	191,737	11,743	432,855	274,244	155,874	2,737	28,253	23,467	625	425
$100,000 to $299,999	1,992	320,632	371	56,202	1,621	264,430	145,023	108,062	11,345	15,189	13,015	3,900	2,862
$300,000 to $499,999	307	115,692	27	9,879	280	105,813	50,972	46,055	8,786	5,088	4,717	2,989	2,253
$500,000 or more	158	138,412	10	8,081	148	130,331	51,779	64,910	13,642	6,715	6,243	5,075	3,707
General merchandise group, total	50,540	15,899,250	37,882	4,429,576	12,658	11,469,674	6,663,844	3,158,306	1,647,524	642,405	590,358	510,017	412,184
Less than $100,000	35,575	1,155,213	28,204	865,487	7,371	289,726	196,893	73,903	19,930	14,742	12,293	8,167	3,983
$100,000 to $299,999	8,468	1,487,312	6,147	1,085,372	2,321	401,940	262,544	105,451	33,945	20,876	18,051	11,642	10,625
$300,000 to $499,999	2,448	941,146	1,809	692,719	639	248,427	151,939	65,240	31,248	12,759	10,939	13,184	12,157
$500,000 or more	4,049	12,315,579	1,722	1,785,998	2,327	10,529,581	6,053,468	2,913,712	1,562,401	594,028	549,075	477,024	385,419
Department stores	2,573	10,638,641	430	451,846	2,143	10,186,795	5,850,976	2,799,563	1,536,256	575,170	532,023	469,465	379,558
Less than $100,000	3	264	3	264	...	...	...	...	...	...	...	...	...
$100,000 to $299,999	91	22,666	60	14,724	31	7,942	5,205	2,007	730	524	389	437	388
$300,000 to $499,999	259	103,228	106	41,209	153	62,019	38,983	13,190	9,846	2,630	2,444	4,070	4,069
$500,000 or more	2,220	10,512,483	261	395,649	1,959	10,116,834	5,806,788	2,784,366	1,525,680	572,016	529,190	465,958	375,101

See footnote at end of table.

Table 11D.—ANALYSIS OF CASH AND CREDIT SALES AND BALANCES DUE BY SALES SIZE—UNITED STATES, BY KIND OF BUSINESS: 1948—Continued

(See text for explanatory material and description of sample data included)

Kind of business	Stores analyzing sales—Continued														Stores not analyzing sales	
	Stores with credit sales		Stores whose credit sales are all charge account sales				Stores whose credit sales are all installment sales				Stores with both charge account and installment sales						
	Number	Sales, entire year (Thousand dollars)	Number	Sales, entire year			Number	Sales, entire year			Number	Sales, entire year				Number	Sales, entire year (Thousand dollars)
				Total (Thousand dollars)	Cash sales (Thousand dollars)	Charge account sales (Thousand dollars)		Total (Thousand dollars)	Cash sales (Thousand dollars)	Installment sales (Thousand dollars)		Total	Cash sales (Thousand dollars)	Charge account sales (Thousand dollars)	Installment sales (Thousand dollars)		
United States, total	544,514	73,170,691	449,211	44,019,457	25,680,231	18,339,226	30,739	6,515,103	3,521,905	2,993,198	64,564	22,636,131	11,586,871	6,872,663	4,176,597	131,476	4,472,887
Less than $100,000	391,665	15,583,940	343,036	13,254,088	8,545,293	4,658,795	19,181	865,327	403,219	462,108	29,448	1,464,525	743,877	387,584	333,064	123,387	2,773,413
$100,000 to $299,999	109,004	18,305,112	80,265	13,240,279	7,603,208	5,637,071	8,048	1,369,411	556,585	812,826	20,691	3,695,422	1,767,325	1,090,678	837,419	6,963	1,029,507
$300,000 to $499,999	22,160	8,452,191	14,184	5,406,996	2,971,348	2,435,648	1,728	655,223	266,384	388,839	6,248	2,389,972	1,149,734	689,261	550,977	671	251,946
$500,000 or more	21,685	30,829,448	11,726	12,118,094	6,510,382	5,607,712	1,782	3,625,142	2,295,717	1,329,425	8,177	15,086,212	7,925,935	4,705,140	2,455,137	475	418,021
Food group, total	150,724	10,424,024	149,175	10,219,306	6,506,022	3,713,284	335	55,751	47,355	8,396	1,214	148,967	87,495	45,073	16,399	30,433	386,549
Less than $100,000	128,419	4,255,824	127,272	4,215,874	2,661,470	1,554,404	220	5,753	4,652	1,101	927	34,197	20,270	11,800	2,127	28,546	657,392
$100,000 to $299,999	17,282	2,706,683	17,053	2,666,584	1,687,283	979,301	66	12,224	9,544	2,680	163	27,875	14,000	11,255	2,620	1,747	250,107
$300,000 to $499,999	2,524	974,085	2,458	948,426	696,284	252,142	26	9,846	8,053	1,793	40	15,813	7,006	6,629	2,178	83	30,605
$500,000 or more	2,499	2,487,432	2,392	2,388,422	1,460,985	927,437	23	27,928	25,106	2,822	84	71,082	46,219	15,389	9,474	57	47,845
Grocery stores without fresh meat	45,198	1,074,758	44,745	1,056,149	708,816	347,333	94	3,696	2,912	784	359	14,913	8,421	5,373	1,119	10,941	230,595
Less than $100,000	43,806	830,123	43,393	819,672	552,019	267,655	84	1,843	1,308	535	329	8,608	5,312	2,720	576	10,680	185,908
$100,000 to $299,999	1,296	190,115	1,262	184,692	125,448	59,244	9	(x)	(x)	(x)	25	(x)	(x)	(x)	(x)	236	33,423
$300,000 to $499,999	62	23,182	57	(x)	(x)	(x)	1	(x)	(x)	(x)	4	1,592	590	759	243	14	5,330
$500,000 or more	34	31,338	33	(x)	(x)	(x)	...	...	...	...	1	(x)	(x)	(x)	(x)	11	5,864
Grocery stores with fresh meat	91,775	7,088,868	90,897	6,988,959	4,870,097	2,118,862	147	28,437	25,947	2,490	731	71,472	39,525	25,852	6,095	10,360	483,435
Less than $100,000	74,747	3,007,700	74,084	2,981,693	1,835,194	1,146,499	98	2,827	2,597	230	565	23,180	12,917	8,809	1,454	9,216	285,446
$100,000 to $299,999	13,479	2,094,405	13,313	2,065,829	1,323,978	741,851	37	6,616	4,952	1,664	129	21,960	10,821	8,941	2,198	1,073	152,587
$300,000 to $499,999	1,906	738,453	1,878	728,087	594,773	133,314	5	1,798	1,602	196	23	8,568	3,254	4,239	1,075	42	15,705
$500,000 or more	1,643	1,248,310	1,622	1,213,350	1,116,152	97,198	7	17,196	16,796	400	14	17,764	12,533	3,863	1,368	29	29,627
Candy, nut, confectionery stores	1,181	45,548	1,181	45,548	36,613	8,935	...	...	...	...	...	...	...	...	...	2,701	37,089
Less than $100,000	1,121	25,174	1,121	25,174	22,070	3,104	...	...	...	...	...	...	...	...	...	2,666	31,175
$100,000 to $299,999	44	7,588	44	7,588	5,214	2,374	...	...	...	...	...	...	...	...	...	30	3,742
$300,000 to $499,999	8	2,766	8	2,766	1,797	969	...	...	...	...	...	...	...	...	...	2	774
$500,000 or more	8	10,020	8	10,020	7,532	2,488	...	...	...	...	...	...	...	...	...	3	1,397
Dairy products stores, milk dealers	4,284	1,470,244	4,284	1,470,244	414,900	1,055,344	...	...	...	...	...	...	...	...	...	627	43,009
Less than $100,000	2,317	123,472	2,317	123,472	50,965	72,507	...	...	...	...	...	...	...	...	...	523	14,141
$100,000 to $299,999	1,025	182,286	1,025	182,286	69,597	112,689	...	...	...	...	...	...	...	...	...	88	14,322
$300,000 to $499,999	318	122,122	318	122,122	36,645	85,477	...	...	...	...	...	...	...	...	...	9	3,408
$500,000 or more	624	1,042,364	624	1,042,364	257,693	784,671	...	...	...	...	...	...	...	...	...	7	6,138
All other food stores	8,286	744,606	8,068	658,406	475,596	182,810	94	23,618	18,496	5,122	124	62,582	39,549	13,848	9,185	5,804	192,421
Less than $100,000	6,428	269,355	6,357	265,863	201,424	64,639	38	1,083	747	336	33	2,409	2,041	271	97	5,461	136,253
$100,000 to $299,999	1,438	232,289	1,409	226,189	163,046	63,143	20	(x)	(x)	(x)	9	(x)	(x)	(x)	(x)	320	46,0[illegible]
$300,000 to $499,999	230	87,562	197	(x)	(x)	(x)	20	(x)	(x)	(x)	13	5,653	3,162	1,631	860	16	5,418
$500,000 or more	190	155,400	105	(x)	(x)	(x)	16	10,732	8,310	2,422	69	(x)	(x)	(x)	(x)	7	4,713
Eating and drinking places, total	7,266	431,004	7,266	431,004	366,832	64,172	...	...	...	...	...	...	...	...	...	37,570	834,[illegible]
Less than $100,000	6,494	131,898	6,494	131,898	112,498	19,400	...	...	...	...	...	...	...	...	...	36,849	714,[illegible]
$100,000 to $299,999	421	75,926	421	75,926	62,174	13,752	...	...	...	...	...	...	...	...	...	674	97,[illegible]
$300,000 to $499,999	153	59,687	153	59,687	49,657	10,030	...	...	...	...	...	...	...	...	...	37	13,330
$500,000 or more	198	163,693	198	163,693	142,503	21,190	...	...	...	...	...	...	...	...	...	10	9,373
General stores, total	13,742	933,429	12,735	683,655	416,021	267,634	71	12,118	10,162	1,956	986	237,656	45,835	107,267	34,554	837	33,313
Less than $100,000	11,743	432,855	11,318	405,082	257,703	147,379	33	934	615	319	392	26,839	15,926	8,445	2,418	775	23,[illegible]
$100,000 to $299,999	1,621	264,430	1,235	192,151	112,863	79,288	28	4,696	3,806	890	358	67,583	28,354	28,774	10,455	58	9,294
$300,000 to $499,999	280	105,813	140	51,652	27,766	23,886	5	1,988	1,799	189	136	52,173	21,407	22,169	8,597	1	332
$500,000 or more	148	130,331	42	34,770	17,689	17,081	5	4,500	3,942	558	101	91,061	30,148	47,829	13,084	3	1,068
General merchandise group, total	12,658	11,469,674	8,813	1,324,935	797,993	526,942	1,420	2,483,665	1,801,999	681,666	2,425	7,661,024	4,063,852	2,631,314	965,858	2,014	83,914
Less than $100,000	7,371	289,726	6,382	246,478	177,513	68,965	623	24,581	7,477	17,104	366	18,667	10,903	4,738	2,826	1,942	43,020
$100,000 to $299,999	2,321	401,940	1,646	277,196	193,693	83,503	266	47,293	23,864	23,429	409	77,451	44,987	21,448	10,516	138	19,832
$300,000 to $499,999	639	248,427	362	140,179	92,768	47,411	79	30,962	12,549	18,413	198	77,286	46,622	17,829	12,835	14	5,542
$500,000 or more	2,327	10,529,581	423	661,132	334,019	327,113	452	2,380,829	1,758,109	622,720	1,452	7,487,620	3,961,340	2,586,599	939,681	20	15,389
Department stores	2,143	10,186,795	318	495,485	251,088	244,397	379	2,275,853	1,676,086	599,767	1,446	7,415,457	3,923,802	2,555,166	936,489	7	6,176
Less than $100,000	...	...	...	...	...	...	...	...	...	...	...	...	...	...	...	...	...
$100,000 to $299,999	31	7,942	16	3,880	2,803	1,077	2	(x)	(x)	(x)	13	(x)	(x)	(x)	(x)	...	...
$300,000 to $499,999	153	62,019	58	23,421	15,509	7,912	15	(x)	(x)	(x)	80	(x)	(x)	(x)	(x)	...	...
$500,000 or more	1,959	10,116,834	244	468,184	232,776	235,408	362	2,269,392	1,673,503	595,889	1,353	7,379,258	3,900,509	2,548,958	924,791	...	...

See footnote at end of table.

Table 11D.—ANALYSIS OF CASH AND CREDIT SALES AND BALANCES DUE BY SALES SIZE UNITED STATES, BY KIND OF BUSINESS: 1948—Continued

[See text for explanatory material and description of sample data included]

Kind of business	Total: Stores (Number)	Total: Sales, entire year (Thousand dollars)	Stores with cash sales only: Number	Stores with cash sales only: Sales, entire year (Thousand dollars)	Stores with credit sales, Total: Stores (Number)	Stores with credit sales, Total: Sales, entire year (Thousand dollars)	Cash sales (Thousand dollars)	Charge account sales (Thousand dollars)	Installment sales (Thousand dollars)	Balances due from customers, On charge account sales: End of year (Thousand dollars)	On charge account sales: Beginning of year (Thousand dollars)	On installment sales: End of year (Thousand dollars)	On installment sales: Beginning of year (Thousand dollars)
[illegible]	[illegible]	[illegible]	[illegible]	[illegible]	[illegible]	[illegible]	[illegible]	[illegible]	[illegible]	[illegible]	[illegible]	[illegible]	[illegible]
[illegible]	[illegible]	[illegible]	[illegible]	[illegible]	[illegible]	[illegible]	[illegible]	71,299	[illegible]	[illegible]	[illegible]	[illegible]	[illegible]
[illegible]	[illegible]	[illegible]	[illegible]	[illegible]	[illegible]	[illegible]	[illegible]	[illegible]	[illegible]	[illegible]	[illegible]	[illegible]	[illegible]
[illegible]	[illegible]	[illegible]	[illegible]	[illegible]	[illegible]	[illegible]	[illegible]	[illegible]	[illegible]	[illegible]	[illegible]	[illegible]	[illegible]
[illegible]	[illegible]	[illegible]	[illegible]	[illegible]	[illegible]	[illegible]	[illegible]	[illegible]	[illegible]	[illegible]	[illegible]	[illegible]	[illegible]
[illegible]	[illegible]	[illegible]	[illegible]	[illegible]	[illegible]	[illegible]	[illegible]	[illegible]	[illegible]	[illegible]	[illegible]	[illegible]	[illegible]
[illegible]	[illegible]	[illegible]	[illegible]	[illegible]	[illegible]	[illegible]	[illegible]	[illegible]	797	[illegible]	[illegible]	[illegible]	[illegible]
[illegible]	[illegible]	[illegible]	[illegible]	[illegible]	[illegible]	[illegible]	[illegible]	[illegible]	[illegible]	[illegible]	[illegible]	[illegible]	[illegible]
[illegible]	[illegible]	[illegible]	[illegible]	[illegible]	[illegible]	[illegible]	1,712	406	[illegible]	[illegible]	[illegible]	[illegible]	...
[illegible]	[illegible]	[illegible]	[illegible]	[illegible]	[illegible]	71,877	[illegible]	[illegible]	[illegible]	[illegible]	[illegible]	[illegible]	[illegible]
[illegible]	[illegible]	[illegible]	79,217	[illegible]	[illegible]	[illegible]	[illegible]	1,890,319	[illegible]	[illegible]	[illegible]	[illegible]	[illegible]
[illegible]	[illegible]	[illegible]	[illegible]	[illegible]	[illegible]	[illegible]	[illegible]	[illegible]	[illegible]	[illegible]	[illegible]	[illegible]	[illegible]
[illegible]	[illegible]	[illegible]	[illegible]	[illegible]	[illegible]	[illegible]	[illegible]	[illegible]	[illegible]	[illegible]	[illegible]	[illegible]	[illegible]
[illegible]	[illegible]	[illegible]	580	[illegible]	[illegible]	[illegible]	[illegible]	[illegible]	40,106	[illegible]	[illegible]	[illegible]	[illegible]
[illegible]	[illegible]	[illegible]	[illegible]	[illegible]	[illegible]	[illegible]	[illegible]	[illegible]	[illegible]	[illegible]	[illegible]	[illegible]	[illegible]
[illegible]	[illegible]	[illegible]	[illegible]	[illegible]	7,416	[illegible]	[illegible]	[illegible]	[illegible]	[illegible]	66,480	[illegible]	[illegible]
[illegible]	[illegible]	[illegible]	[illegible]	[illegible]	[illegible]	[illegible]	[illegible]	42,411	[illegible]	[illegible]	[illegible]	[illegible]	[illegible]
[illegible]	[illegible]	[illegible]	[illegible]	[illegible]	[illegible]	[illegible]	[illegible]	117,664	[illegible]	[illegible]	[illegible]	[illegible]	[illegible]
[illegible]	[illegible]	[illegible]	170	[illegible]	417	[illegible]	96,187	[illegible]	7,602	11,051	[illegible]	[illegible]	[illegible]
[illegible]	[illegible]	[illegible]	[illegible]	79,327	387	[illegible]	228,760	150,307	[illegible]	[illegible]	[illegible]	[illegible]	[illegible]
[illegible]	[illegible]	[illegible]	7,262	628,391	[illegible]	[illegible]	[illegible]	409,179	[illegible]	[illegible]	[illegible]	[illegible]	[illegible]
[illegible]	[illegible]	[illegible]	6,090	[illegible]	2,865	146,678	[illegible]	26,769	[illegible]	[illegible]	[illegible]	16,710	[illegible]
[illegible]	[illegible]	[illegible]	[illegible]	[illegible]	[illegible]	[illegible]	127,481	[illegible]	[illegible]	13,373	[illegible]	[illegible]	[illegible]
[illegible]	[illegible]	[illegible]	[illegible]	32,310	[illegible]	102,412	[illegible]	[illegible]	[illegible]	7,176	[illegible]	[illegible]	[illegible]
[illegible]	[illegible]	[illegible]	[illegible]	204,977	328	682,020	328,786	[illegible]	[illegible]	[illegible]	[illegible]	[illegible]	[illegible]
Women's ready-to-wear stores	[illegible]	[illegible]	[illegible]	[illegible]	[illegible]	[illegible]	1,078,833	868,384	[illegible]	181,438	101,680	22,741	[illegible]
[illegible]	[illegible]	[illegible]	[illegible]	[illegible]	7,003	[illegible]	197,376	113,383	[illegible]	21,875	[illegible]	[illegible]	[illegible]
[illegible]	[illegible]	[illegible]	[illegible]	[illegible]	[illegible]	478,813	264,024	193,380	[illegible]	[illegible]	[illegible]	[illegible]	[illegible]
[illegible]	[illegible]	[illegible]	[illegible]	[illegible]	583	223,930	118,657	92,904	12,369	18,032	[illegible]	[illegible]	[illegible]
[illegible]	[illegible]	[illegible]	[illegible]	[illegible]	687	1,009,887	498,776	[illegible]	[illegible]	[illegible]	97,276	[illegible]	[illegible]
Other apparel, accessory, specialty stores	[illegible]	[illegible]	[illegible]	359,490	[illegible]	71,499	[illegible]	[illegible]	580	3,088	[illegible]	51	64
Less than $100,000	[illegible]	[illegible]	10,909	[illegible]	[illegible]	36,786	23,779	[illegible]	324	[illegible]	1,933	[illegible]	1
$100,000 to $299,999	[illegible]	[illegible]	[illegible]	81,427	134	22,318	16,194	6,060	[illegible]	867	752	[illegible]	1
$300,000 to $499,999	1	[illegible]	[illegible]	12,249	18	[illegible]	4,930	[illegible]	192	139	141	[illegible]	[illegible]
$500,000 or more	[illegible]	[illegible]	[illegible]	[illegible]	8	6,019	5,144	866	...	[illegible]	72	...	...
Shoe stores	[illegible]	[illegible]	[illegible]	[illegible]	[illegible]	[illegible]	[illegible]	[illegible]	1,746	11,486	[illegible]	417	266
Less than $100,000	[illegible]	[illegible]	[illegible]	511,898	1,890	94,372	80,600	[illegible]	814	2,236	1,868	[illegible]	193
$100,000 to $299,999	[illegible]	[illegible]	[illegible]	[illegible]	[illegible]	[illegible]	[illegible]	24,146	[illegible]	[illegible]	[illegible]	[illegible]	[illegible]
$300,000 to $499,999	[illegible]	[illegible]	[illegible]	92,184	[illegible]	[illegible]	36,084	10,863	619	[illegible]	1,498	[illegible]	48
$500,000 or more	[illegible]	[illegible]	103	74,894	[illegible]	84,221	60,867	23,214	140	3,967	[illegible]	19	1
Custom tailors	[illegible]	[illegible]	[illegible]	74,213	1,047	[illegible]	[illegible]	29,411	[illegible]	[illegible]	[illegible]	187	200
Less than $100,000	4,468	[illegible]	3,612	[illegible]	856	26,592	[illegible]	14,928	27	1,934	[illegible]	3	[illegible]
$100,000 to $299,999	[illegible]	27,214	71	9,989	168	27,325	8,961	17,635	729	2,977	2,816	108	104
$300,000 to $499,999	74	5,887	7	(x)	17	(x)	1,757	4,240	306	[illegible]	[illegible]	[illegible]	72
$500,000 or more	2	7,466	2	(x)	6	(x)	[illegible]	2,608	111	[illegible]	448	17	17
Furriers, fur shops	[illegible]	208,209	[illegible]	27,676	[illegible]	180,533	56,151	90,602	33,780	19,147	[illegible]	9,357	[illegible]
Less than $100,000	1,734	64,637	[illegible]	19,402	1,078	45,235	17,617	[illegible]	5,046	[illegible]	[illegible]	1,608	[illegible]
$100,000 to $299,999	398	[illegible]	37	[illegible]	361	[illegible]	19,410	29,384	[illegible]	6,277	[illegible]	3,669	3,428
$300,000 to $499,999	64	[illegible]	4	(x)	60	(x)	[illegible]	13,124	3,210	[illegible]	[illegible]	794	840
$500,000 or more	54	13,303	2	(x)	52	(x)	12,912	[illegible]	13,666	5,136	4,730	3,286	3,855
All other apparel stores	7,796	282,854	6,426	206,990	1,370	[illegible]	54,698	19,830	1,336	3,373	2,659	343	230
Less than $100,000	7,362	204,253	6,145	159,538	1,217	44,715	34,225	9,735	755	1,480	1,093	157	84
$100,000 to $299,999	390	[illegible]	257	37,771	133	20,224	14,152	5,777	295	1,062	802	111	74
$300,000 to $499,999	34	12,732	22	(x)	12	(x)	2,481	1,930	...	306	261	...	...
$500,000 or more	10	7,874	2	(x)	8	(x)	3,840	2,388	286	525	503	75	72

See footnote at end of table.

Table 11D.—ANALYSIS OF CASH AND CREDIT SALES AND BALANCES DUE BY SALES SIZE—UNITED STATES, BY KIND OF BUSINESS: 1948—Continued

[See text for explanatory material and description of sample data included]

Kind of business	Stores analyzing sales—Continued														Stores not analyzing sales	
	Stores with credit sales		Stores whose credit sales are all charge account sales				Stores whose credit sales are all installment sales				Stores with both charge account and installment sales					
				Sales, entire year				Sales, entire year				Sales, entire year				
	Number	Sales, entire year (Thousand dollars)	Number	Total (Thousand dollars)	Cash sales (Thousand dollars)	Charge account sales (Thousand dollars)	Number	Total (Thousand dollars)	Cash sales (Thousand dollars)	Installment sales (Thousand dollars)	Number	Total	Cash sales (Thousand dollars)	Charge account sales (Thousand dollars)	Installment sales (Thousand dollars)	Number	Sales, entire year (Thousand dollars)
General merchandise group--Continued																
Dry goods, general merchandise stores.	9,694	1,179,846	7,779	801,454	522,645	278,809	364	137,792	61,814	76,178	351	240,600	136,725	75,602	28,273	1,298	51,421
Less than $100,000	6,644	267,577	5,707	226,719	160,117	66,602	291	23,621	6,645	16,976	346	17,237	10,383	4,697	2,157	1,138	24,331
$100,000 to $299,999	2,244	387,141	1,596	268,313	186,589	81,724	258	45,885	23,072	22,813	390	72,943	42,112	20,724	10,107	95	13,940
$300,000 to 499,999	480	184,258	299	(x)	(x)	(x)	83	24,675	9,666	15,009	118	(x)	(x)	(x)	(x)	13	5,067
$500,000 or more	326	340,870	177	(x)	(x)	(x)	52	43,611	22,231	21,380	97	(x)	(x)	(x)	(x)	12	8,083
Variety stores	821	103,033	716	28,046	24,260	3,786	72	70,020	64,299	5,721	28	4,967	3,325	546	1,096	749	26,292
Less than $100,000	727	22,149	675	19,759	17,396	2,363	32	960	832	128	20	1,430	920	241	269	704	18,695
$100,000 to $299,999	46	6,857	34	5,003	4,301	702	6	(x)	(x)	(x)	6	(x)	(x)	(x)	(x)	43	5,952
$300,000 to $499,999	6	2,150	5	(x)	(x)	(x)	1	(x)	(x)	(x)	...	...	...	...	...	1	445
$500,000 or more	42	71,877	2	(x)	(x)	(x)	38	67,826	62,375	5,451	2	(x)	(x)	(x)	(x)	1	1,200
Apparel group, total	31,635	5,128,646	26,767	3,957,350	2,326,430	1,630,920	2,829	398,354	194,654	203,700	2,039	772,942	387,027	259,349	126,516	4,825	201,372
Less than $100,000	20,156	936,407	17,478	807,095	557,097	249,998	1,741	84,287	29,543	54,744	937	45,025	25,166	11,476	8,383	4,386	191,263
$100,000 to $299,999	8,349	1,386,245	6,937	1,143,580	725,508	418,072	813	133,062	52,163	80,899	599	103,603	52,405	29,077	22,061	376	53,708
$300,000 to $499,999	1,501	571,735	1,166	444,093	258,122	185,971	158	59,823	33,248	26,575	177	67,819	32,618	21,682	13,531	30	11,171
$500,000 or more	1,629	2,240,259	1,186	1,562,582	785,703	776,879	117	121,182	79,650	41,532	326	556,495	276,790	197,164	82,541	33	34,033
Men's, boys' clothing, furnishing stores	7,414	1,173,991	6,636	1,016,504	662,858	353,646	441	89,104	62,380	26,724	277	68,381	42,328	17,169	8,884	771	30,397
Less than $100,000	4,164	219,677	3,825	205,734	158,078	47,656	217	8,615	5,542	3,073	122	5,328	4,417	735	176	684	14,833
$100,000 to $299,999	2,446	401,402	2,225	363,772	249,530	114,242	131	23,418	15,874	7,544	89	15,212	9,643	3,422	2,142	76	11,102
$300,000 to $499,999	417	158,182	342	130,193	78,418	51,775	49	18,762	12,853	5,909	26	9,227	4,916	2,618	1,693	7	2,947
$500,000 or more	387	393,730	304	316,805	176,832	139,973	43	38,311	28,081	10,238	40	38,614	23,347	10,334	4,933	4	1,916
Family clothing stores	4,972	1,170,396	3,304	867,862	424,756	443,106	1,337	174,662	48,252	126,410	331	237,871	130,012	76,073	31,786	300	14,834
Less than $100,000	2,863	146,678	1,936	93,458	68,351	25,107	813	46,098	6,240	39,858	114	7,122	4,488	1,862	772	245	8,338
$100,000 to $299,999	1,454	239,285	952	150,534	107,251	50,283	426	68,859	13,444	55,410	76	12,892	6,781	2,770	3,341	47	4,980
$300,000 to $499,999	267	102,412	176	67,107	42,263	24,844	57	21,598	8,663	12,935	34	13,707	6,742	4,092	2,873	3	1,331
$500,000 or more	388	682,020	240	439,763	206,891	232,872	41	38,107	19,894	18,213	107	204,150	102,001	67,349	34,800	5	2,683
Women's ready-to-wear stores	11,129	2,034,982	9,537	1,544,398	819,076	725,322	643	101,829	67,271	34,558	949	388,755	192,436	143,062	53,257	1,408	78,042
Less than $100,000	7,003	322,362	6,186	284,688	176,535	108,153	392	17,311	9,725	7,586	425	20,363	11,116	5,230	4,007	1,285	31,771
$100,000 to $299,999	2,856	478,813	2,390	399,787	221,744	178,043	181	29,180	17,774	11,374	285	49,846	25,074	15,337	9,435	101	21,781
$300,000 to $499,999	583	223,930	455	174,360	92,817	82,140	43	16,316	10,035	6,281	85	32,657	15,805	10,764	6,088	15	7,616
$500,000 or more	687	1,009,877	506	684,963	327,980	356,986	27	39,022	30,305	8,717	154	285,889	140,441	111,731	33,677	17	14,877
Other apparel, accessory, specialty stores	1,245	71,499	1,141	67,668	46,170	20,385	66	4,334	3,798	536	26	1,610	1,079	487	44	712	14,638
Less than $100,000	1,085	37,786	1,004	33,332	21,019	12,313	55	(x)	(x)	(x)	26	(x)	(x)	(x)	(x	676	7,769
$100,000 to $299,999	134	22,318	123	(x)	(x)	(x	9	(x)	(x)	(x)	2	(x)	(x)	(x)	(x	3	4,455
$300,000 to $499,999	18	6,385	16	(x)	(x)	(x	2	(x	507	192	...	...	...	...	...	1	...
$500,000 or more	8	5,010	8	5,010	5,144	866	...	...	...	...	...	...	...	...	...	...	...
Shoe stores	2,907	355,385	2,830	341,842	274,210	67,632	28	2,538	1,721	817	49	10,994	6,476	3,594	929	641	22,233
Less than $100,000	1,890	94,372	1,843	91,094	78,495	12,599	21	1,282	691	592	26	1,996	914	854	228	604	14,663
$100,000 to $299,999	797	129,220	780	126,399	102,646	23,753	5	(x)	(x)	(x)	12	(x)	(x)	(x)	(x	23	3,500
$300,000 to $499,999	127	47,566	119	43,866	33,724	10,142	2	(x)	(x)	(x)	8	(x)	(x)	(x)	(x	2	644
$500,000 or more	93	84,221	90	80,489	58,851	21,638	...	...	...	...	3	3,732	2,016	1,576	140	2	1,327
Custom tailors	1,047	65,997	1,030	62,618	28,567	34,051	10	1,771	1,159	612	7	1,608	687	360	561	203	4,875
Less than $100,000	856	26,792	853	26,448	11,823	14,625	2	(x)	(x)	(x	1	(x)	(x)	(x	(x	149	4,547
$100,000 to $299,999	168	27,325	157	25,571	8,089	17,482	6	(x)	(x)	(x)	5	(x)	(x)	(x)	(x	4	1,324
$300,000 to $499,999	17	(x)	15	(x)	(x)	(x)	2	(x)	(x)	(x)	...	...	...	...	...	...	...
$500,000 or more	6	(x)	5	(x)	(x)	(x)	...	...	...	...	1	(x)	(x)	(x)	(x	1	4
Furriers, fur shops	1,551	180,533	993	101,666	28,847	72,819	145	19,236	6,162	13,076	363	59,631	21,144	17,783	20,704	14	11,307
Less than $100,000	1,078	46,235	741	32,857	12,699	20,158	138	4,394	2,242	2,752	199	7,384	2,876	2,414	2,094	93	2,679
$100,000 to $299,999	361	60,652	192	32,342	9,405	22,937	49	8,068	2,617	5,451	120	20,242	7,388	6,447	6,407	8	1,002
$300,000 to $499,999	60	(x)	33	(x)	(x)	(x)	3	(x)	(x)	(x)	24	(x)	(x)	(x)	(x)	1	300
$500,000 or more	52	(x)	27	(x)	(x)	(x)	5	(x)	(x)	(x)	20	(x)	(x)	(x)	(x)	2	7,147
All other apparel stores	1,370	75,864	1,226	66,899	42,940	19,959	109	4,878	3,943	935	35	4,087	2,815	871	401	614	13,116
Less than $100,000	1,217	44,711	1,090	39,484	29,897	9,587	103	3,558	3,008	550	24	1,673	1,320	148	205	600	10,471
$100,000 to $299,999	133	20,224	118	(x)	(x)	(x)	5	(x)	(x)	(x)	10	(x)	(x)	(x)	(x)	12	1,103
$300,000 to $499,999	12	(x)	12	(x)	(x)	(x)	...	...	...	...	...	...	...	...	...	1	42
$500,000 or more	8	(x)	6	(x)	(x)	(x)	1	(x)	(x)	(x)	1	(x)	(x)	(x)	(x)	1	500

See footnotes at end of table.

Table 11D.—ANALYSIS OF CASH AND CREDIT SALES AND BALANCES DUE BY SALES SIZE UNITED STATES, BY KIND OF BUSINESS: 1948—Continued

[See text for explanatory material and description of sample data included]

Kind of business	Total: Stores (Number)	Total: Sales, entire year (Thousand dollars)	Stores analyzing sales — Stores with cash sales only: Number	Stores with cash sales only: Sales, entire year (Thousand dollars)	Stores with credit sales — Total: Stores (Number)	Total: Sales, entire year (Thousand dollars)	Cash sales (Thousand dollars)	Charge account sales (Thousand dollars)	Installment sales (Thousand dollars)	Balances due from customers — On charge account sales: End of year (Thousand dollars)	On charge account sales: Beginning of year (Thousand dollars)	On installment sales: End of year (Thousand dollars)	On installment sales: Beginning of year (Thousand dollars)
Furniture, home furnishings, appliance group, total	[illegible]	[illegible]	[illegible]	[illegible]	[illegible]	[illegible]	[illegible]	1,669,339	[illegible]	[illegible]	[illegible]	[illegible]	[illegible]
Less than $100,000	[illegible]	[illegible]	[illegible]	[illegible]	[illegible]	1,568,909	731,231	440,249	397,428	133,689	[illegible]	132,552	[illegible]
$100,000 to $299,999	[illegible]	[illegible]	[illegible]	[illegible]	12,481	2,073,136	725,291	630,301	717,544	129,340	128,509	233,706	176,743
$300,000 to $499,999	[illegible]	[illegible]	176	[illegible]	2,119	803,026	234,460	228,551	340,015	42,465	38,285	[illegible]	[illegible]
$500,000 or more	[illegible]	[illegible]	73	59,627	1,399	1,364,867	344,492	370,238	650,137	10,533	[illegible]	[illegible]	[illegible]
Furniture stores	[illegible]	[illegible]	[illegible]	[illegible]	21,478	3,137,176	891,557	837,356	1,408,263	214,692	184,204	[illegible]	[illegible]
Less than $100,000	18,443	[illegible]	5,237	150,437	13,226	659,560	262,204	173,432	223,924	53,060	41,563	[illegible]	[illegible]
$100,000 to $299,999	[illegible]	[illegible]	564	[illegible]	6,684	1,123,964	339,473	317,135	467,356	71,108	69,336	[illegible]	142,137
$300,000 to $499,999	[illegible]	472,655	[illegible]	18,421	1,199	454,234	107,185	115,909	231,140	28,201	26,597	[illegible]	[illegible]
$500,000 or more	241	[illegible]	[illegible]	17,202	869	899,418	182,695	230,820	485,843	52,323	46,718	[illegible]	154,116
Floor covering, drapery, [illegible] stores	[illegible]	489,431	[illegible]	159,006	3,130	330,425	114,558	191,396	24,471	28,712	22,926	[illegible]	[illegible]
Less than $100,000	5,293	204,431	3,643	105,472	[illegible]	103,958	43,417	52,079	8,462	10,088	7,768	[illegible]	[illegible]
$100,000 to $299,999	[illegible]	[illegible]	291	42,398	686	117,080	41,060	67,587	8,433	9,385	7,402	[illegible]	1,973
$300,000 to $499,999	136	51,661	17	6,182	119	45,479	14,273	[illegible]	3,112	3,595	2,746	638	324
$500,000 or more	83	[illegible]	8	4,954	75	63,908	15,808	43,636	4,464	5,644	5,015	[illegible]	732
Other home furnishing stores	[illegible]	430,438	7,912	161,703	2,880	268,735	92,855	74,614	101,266	10,387	9,034	37,645	[illegible]
Less than $100,000	[illegible]	180,013	7,702	101,508	2,268	78,505	37,307	30,878	10,320	4,254	3,783	4,230	2,921
$100,000 to $299,999	[illegible]	[illegible]	131	21,668	442	77,403	28,944	22,412	26,047	3,396	2,949	7,486	[illegible]
$300,000 to $499,999	154	[illegible]	53	20,151	101	38,743	12,194	6,108	20,441	762	660	[illegible]	[illegible]
$500,000 or more	[illegible]	[illegible]	[illegible]	18,376	69	74,084	14,410	15,216	44,458	1,975	1,642	17,421	[illegible]
Household appliance stores	[illegible]	[illegible]	[illegible]	295,523	20,443	1,811,001	787,732	509,025	514,244	83,491	66,656	114,418	[illegible]
Less than $100,000	22,651	[illegible]	7,381	203,827	15,270	645,461	336,831	165,524	143,106	32,641	24,072	29,448	16,364
$100,000 to $299,999	[illegible]	753,153	472	68,775	4,250	684,378	280,750	205,373	198,255	32,430	26,670	42,695	[illegible]
$300,000 to $499,999	654	[illegible]	38	14,466	616	232,225	83,809	70,483	77,933	9,282	7,522	16,514	[illegible]
$500,000 or more	[illegible]	[illegible]	12	2,455	307	248,937	86,342	67,645	94,950	9,138	8,392	25,761	15,135
Radio stores	[illegible]	[illegible]	[illegible]	111,380	[illegible]	262,600	148,772	56,948	56,880	9,145	6,455	7,337	4,385
Less than $100,000	[illegible]	[illegible]	3,039	65,672	2,210	81,424	51,472	18,336	11,616	3,646	2,353	1,579	931
$100,000 to $299,999	595	[illegible]	176	28,037	419	70,311	35,064	17,794	17,453	3,021	2,152	2,719	1,674
$300,000 to $499,999	103	34,376	19	7,031	84	32,345	16,999	7,957	7,389	1,025	770	654	[illegible]
$500,000 or more	[illegible]	[illegible]	15	10,640	79	76,520	45,237	12,861	20,422	1,453	1,180	2,355	1,451
Automotive group, total	81,342	19,639,175	24,000	[illegible]	57,346	16,959,643	11,090,471	3,817,688	[illegible]	416,085	334,455	240,289	[illegible]
Less than $100,000	37,233	1,671,353	17,148	601,492	20,085	1,070,461	678,841	246,201	145,419	44,394	31,295	29,292	14,189
$100,000 to $299,999	26,471	4,786,415	4,905	836,219	21,566	3,950,196	2,535,623	945,452	468,621	123,436	98,547	63,011	37,763
$300,000 to $499,999	8,418	3,224,673	1,065	403,530	7,353	2,821,143	1,812,513	649,365	359,265	70,312	56,722	37,112	23,583
$500,000 or more	9,224	9,956,134	882	838,291	8,342	9,117,843	6,063,494	1,976,170	1,078,179	177,943	147,891	110,874	73,799
Motor vehicle (new and used) dealers	[illegible]	15,663,088	5,029	1,036,908	37,701	14,626,180	9,925,689	3,221,853	1,478,638	334,476	266,830	143,604	93,235
Less than $100,000	9,541	593,524	2,412	123,941	7,129	469,583	346,969	92,445	30,169	18,535	11,995	4,367	2,390
$100,000 to $299,999	18,216	3,386,319	1,740	300,986	16,476	3,085,332	2,129,426	691,578	264,328	89,497	69,254	26,055	15,374
$300,000 to $499,999	6,765	2,601,640	430	164,871	6,335	2,436,769	1,630,343	546,541	259,885	57,241	45,245	22,704	14,521
$500,000 or more	[illegible]	9,081,606	447	447,110	7,761	8,634,496	5,818,951	1,891,289	924,256	169,203	140,336	90,483	61,250
Motor vehicle (used) dealers	[illegible]	2,344,019	9,829	[illegible]	6,023	1,044,726	587,904	84,042	372,780	10,345	7,494	40,815	24,811
Less than $100,000	[illegible]	416,731	6,243	[illegible]	3,267	160,996	85,099	17,242	58,655	3,060	2,050	9,949	5,395
$100,000 to $299,999	[illegible]	768,668	[illegible]	446,425	1,819	322,243	182,427	23,687	116,129	2,798	2,018	11,234	7,078
$300,000 to $499,999	1,116	421,825	591	222,147	525	199,678	115,847	15,003	68,828	1,563	1,344	6,150	3,889
$500,000 or more	[illegible]	736,795	411	374,986	412	361,809	204,531	28,110	129,168	2,724	2,082	13,482	8,449
Tire, battery, accessory dealers	18,434	[illegible]	6,584	220,188	11,850	1,079,725	478,192	455,885	145,648	65,033	55,025	46,072	26,347
Less than $100,000	14,733	[illegible]	6,245	164,645	8,488	385,806	215,924	128,089	41,793	21,116	16,118	12,093	5,835
$100,000 to $299,999	[illegible]	516,576	320	46,605	2,851	469,971	186,861	212,839	70,271	28,991	25,634	23,183	13,513
$300,000 to $499,999	[illegible]	153,165	14	5,267	396	147,698	51,476	74,017	22,405	10,295	8,960	7,213	4,693
$500,000 or more	[illegible]	79,721	5	3,671	115	76,050	23,931	40,940	11,179	4,631	4,313	3,583	2,306
All other automotive dealers	[illegible]	332,155	[illegible]	123,143	1,772	209,012	98,686	55,908	54,418	6,231	5,106	9,793	4,946
Less than $100,000	[illegible]	111,247	2,248	57,171	1,201	54,076	30,849	8,425	14,802	1,683	1,132	2,883	869
$100,000 to $299,999	681	114,853	261	42,203	420	72,650	36,909	17,848	17,893	1,950	1,641	2,539	1,803
$300,000 to $499,999	127	48,043	30	11,245	97	36,798	14,847	13,804	8,147	1,213	1,173	1,045	480
$500,000 or more	73	58,012	19	12,524	54	45,488	16,081	15,831	13,576	1,385	1,160	3,326	1,794
Gasoline service stations, total	163,590	6,087,817	95,232	2,872,072	68,358	3,215,745	2,270,921	929,597	15,227	125,508	91,823	2,479	1,563
Less than $100,000	156,111	4,879,691	92,838	2,513,364	63,273	2,366,327	1,718,031	642,179	6,117	89,693	61,853	655	370
$100,000 to $299,999	7,085	1,025,845	2,307	323,410	4,778	702,435	473,445	221,942	7,048	28,642	24,010	1,482	937
$300,000 to $499,999	292	107,517	76	27,713	216	79,804	45,349	33,537	918	3,768	3,157	204	150
$500,000 or more	102	74,764	11	7,585	91	67,179	34,096	31,939	1,144	3,405	2,803	138	106

See footnote at end of table.

Table 11D.—ANALYSIS OF CASH AND CREDIT SALES AND BALANCES DUE BY SALES SIZE—UNITED STATES, BY KIND OF BUSINESS: 1948—Continued

[See text for explanatory material and description of sample data included]

Kind of business	Stores analyzing sales—Continued															Stores not analyzing sales	
	Stores with credit sales		Stores whose credit sales are all charge account sales				Stores whose credit sales are all installment sales				Stores with both charge account and installment sales						
				Sales, entire year				Sales, entire year				Sales, entire year					
	Number	Sales, entire year (Thousand dollars)	Number	Total (Thousand dollars)	Cash sales (Thousand dollars)	Charge account sales (Thousand dollars)	Number	Total (Thousand dollars)	Cash sales (Thousand dollars)	Installment sales (Thousand dollars)	Number	Total	Cash sales (Thousand dollars)	Charge account sales (Thousand dollars)	Installment sales (Thousand dollars)	Number	Sales, entire year (Thousand dollars)
Furniture, furnishings, appliance group, total	51,223	5,809,937	21,172	1,769,809	824,421	94 ,388	12,668	1,634,299	483,999	1,150,300	17,383	2,405,829	727,054	723,951	954,824	5,452	186,480
Less than $100,000	35,224	1,568,908	16,173	678,211	378,837	299,374	8,054	370,358	150,913	220,045	10,997	519,739	201,481	140,875	177,383	4,917	102,257
$100,000 to $299,999	12,481	2,073,136	4,225	682,739	289,228	393,511	3,492	586,650	182,373	404,277	4,764	803,747	253,690	236,790	313,267	494	64,331
$300,000 to $499,999	2,119	803,026	536	201,458	78,613	122,845	657	249,086	64,582	184,504	926	352,482	91,265	105,706	155,511	31	11,630
$500,000 or more	1,399	1,364,867	238	207,401	77,743	129,658	465	427,605	86,131	341,474	696	729,861	180,618	240,580	308,663	10	8,262
Furniture stores	21,978	3,137,176	7,418	699,291	286,267	413,024	6,999	1,035,067	232,864	802,203	7,561	1,402,818	372,426	424,332	606,060	1,177	60,040
Less than $100,000	13,226	659,560	5,214	235,858	122,930	112,928	4,105	206,473	65,429	141,044	3,907	217,229	73,845	60,504	82,880	984	26,284
$100,000 to $299,999	6,684	1,123,964	1,887	305,419	117,063	188,356	2,148	364,742	87,317	277,425	2,649	453,803	135,093	128,779	189,931	177	26,027
$300,000 to $499,999	1,199	454,234	226	84,120	27,056	57,064	425	160,929	31,163	129,766	548	209,185	48,966	58,845	101,374	11	3,993
$500,000 or more	869	899,418	91	73,894	19,218	54,676	321	302,923	48,955	253,968	457	522,601	114,522	176,204	231,875	5	3,736
Floor covering, drapery stores	3,130	330,425	2,519	252,696	92,817	159,879	309	20,522	6,812	13,710	302	57,207	14,929	31,517	10,761	661	22,599
Less than $100,000	2,250	103,958	1,831	83,693	34,827	48,866	257	10,801	3,880	6,921	162	9,464	4,710	3,213	1,541	619	15,087
$100,000 to $299,999	686	117,080	548	92,631	33,255	59,376	46	7,168	1,812	5,356	92	17,281	5,993	8,211	3,077	38	5,876
$300,000 to $499,999	119	45,479	91	34,781	12,152	22,629	4	(x)	(x)	(x)	24	(x)	(x)	(x)	(x)	4	1,636
$500,000 or more	75	63,908	49	41,591	12,583	29,008	2	(x)	(x)	(x)	24	(x)	(x)	(x)	(x)	...	...
Other home furnishing stores	2,880	268,735	2,161	121,261	53,622	67,639	564	125,514	31,166	94,348	155	21,960	8,067	6,975	6,918	1,085	18,508
Less than $100,000	2,268	78,505	1,901	61,336	32,282	29,554	257	12,073	2,973	9,100	110	4,596	2,052	1,324	1,220	1,063	14,483
$100,000 to $299,999	442	77,403	221	34,705	13,820	20,885	193	37,171	13,392	23,779	28	5,527	1,732	1,527	2,268	19	2,893
$300,000 to $499,999	101	38,743	20	7,452	2,324	5,128	71	(x)	(x)	(x)	10	(x)	(x)	(x)	(x)	3	1,132
$500,000 or more	69	74,084	19	17,268	5,196	12,072	43	(x)	(x)	(x)	7	(x)	(x)	(x)	(x)	...	...
Household appliance stores	20,443	1,811,001	7,709	587,353	320,392	266,961	4,260	400,060	189,468	210,592	8,474	823,588	277,872	242,064	303,652	1,353	61,517
Less than $100,000	15,270	645,461	6,088	254,914	160,067	94,847	3,026	127,188	68,710	58,478	6,156	263,359	108,054	70,677	84,628	1,113	29,371
$100,000 to $299,999	4,250	684,378	1,401	221,670	108,202	113,468	1,014	161,876	72,551	89,325	1,835	300,832	99,997	91,905	108,930	226	24,945
$300,000 to $499,999	616	232,225	162	61,320	28,787	32,533	139	52,533	21,715	30,818	315	118,372	33,307	37,950	47,115	11	4,162
$500,000 or more	307	248,937	58	49,449	23,336	26,113	81	58,463	26,496	31,971	148	141,025	36,514	41,532	62,979	3	3,039
Radio stores	2,792	262,600	1,365	109,208	71,323	37,885	536	53,136	23,689	29,447	891	100,256	53,760	19,063	27,433	1,176	23,816
Less than $100,000	2,210	81,424	1,139	41,910	28,731	13,179	409	14,423	9,921	4,502	662	25,091	12,820	5,157	7,114	1,138	17,032
$100,000 to $299,999	419	70,311	168	28,314	16,888	11,426	91	15,693	7,301	8,392	160	26,304	10,875	6,368	9,061	34	4,590
$300,000 to $499,999	84	32,345	37	13,785	8,294	5,491	18	6,801	2,702	4,099	29	11,759	6,003	2,466	3,290	2	707
$500,000 or more	79	78,520	21	25,199	17,410	7,789	18	16,219	3,765	12,454	40	37,102	24,062	5,072	7,968	2	1,487
Automotive group, total	57,346	16,959,643	29,234	7,466,219	5,548,194	1,918,025	6,352	1,010,973	554,493	456,480	21,760	8,482,451	4,987,784	1,899,663	1,595,004	4,854	534,608
Less than $100,000	20,085	1,070,461	11,089	577,170	392,963	184,207	3,644	184,994	105,895	79,099	5,352	308,297	179,983	61,994	66,320	3,478	116,472
$100,000 to $299,999	21,566	3,950,196	11,369	2,045,433	1,485,618	559,815	1,866	331,696	181,375	150,321	8,331	1,573,067	868,630	386,137	318,300	972	164,342
$300,000 to $499,999	7,353	2,821,143	3,387	1,298,422	947,988	350,434	489	184,268	98,559	85,709	3,477	1,338,453	765,966	298,931	273,556	227	85,615
$500,000 or more	8,342	9,117,843	3,389	3,545,194	2,721,625	823,569	353	310,015	168,664	141,351	4,600	5,262,634	3,173,205	1,152,601	936,828	177	168,179
Motor vehicle (new and used) dealers	37,701	14,626,180	21,117	6,742,248	5,133,260	1,608,988	891	245,670	154,802	90,868	15,693	7,638,262	4,637,627	1,612,865	1,387,770	1,306	322,798
Less than $100,000	7,129	469,583	4,895	320,954	240,986	79,968	324	18,534	12,687	5,847	1,910	130,095	93,296	12,477	24,322	452	26,086
$100,000 to $299,999	16,476	3,085,332	9,854	1,796,169	1,353,617	442,552	338	60,920	35,653	25,267	6,284	1,228,243	740,156	249,026	239,061	550	98,348
$300,000 to $499,999	6,335	2,436,769	3,113	1,194,121	891,703	302,418	105	40,448	23,482	16,966	3,117	1,202,200	715,158	244,123	242,919	161	61,970
$500,000 or more	7,761	8,634,496	3,255	3,431,004	2,646,954	784,050	124	125,768	82,980	42,788	4,382	5,077,724	3,089,017	1,107,239	881,468	143	136,394
Motor vehicle (used) dealers	6,023	1,044,726	1,608	240,378	184,991	55,387	3,464	562,306	278,209	284,097	951	242,042	124,704	28,655	88,683	1,023	114,662
Less than $100,000	3,267	160,996	974	43,696	29,747	13,949	1,889	96,585	46,121	50,464	404	20,715	9,231	3,293	8,191	685	27,249
$100,000 to $299,999	1,819	322,243	430	74,815	57,831	16,984	1,083	191,523	96,820	94,703	306	55,905	27,776	6,703	21,426	260	41,837
$300,000 to $499,999	525	139,678	119	45,760	36,231	9,529	289	108,385	56,620	51,765	117	45,533	22,996	5,474	17,063	49	18,408
$500,000 or more	412	361,809	85	76,107	61,182	14,925	203	165,813	78,648	87,165	124	119,889	64,701	13,185	42,003	29	27,168
Tire, battery, accessory dealers	11,850	1,079,725	5,707	391,744	181,439	210,305	1,450	139,711	95,088	44,623	4,693	548,270	201,665	245,580	101,025	2,191	80,66[illegible]
Less than $100,000	8,488	385,806	4,688	190,637	106,792	83,845	1,046	49,574	38,400	11,174	2,754	145,596	70,732	44,244	30,614	2,043	52,324
$100,000 to $299,999	2,851	469,971	888	141,493	55,981	85,512	321	57,196	38,414	18,782	1,642	271,282	92,466	127,327	51,489	130	19,089
$300,000 to $499,999	396	147,898	102	38,463	11,935	26,528	72	26,568	15,112	11,456	222	82,867	24,429	47,489	10,949	14	5,237
$500,000 or more	115	76,050	29	21,151	6,731	14,420	11	6,373	3,162	3,211	75	48,526	14,038	26,520	7,968	4	4,117
All other automotive dealers	1,772	209,012	802	91,849	48,504	43,345	547	63,286	26,394	36,892	423	53,877	23,788	12,563	17,526	334	16,483
Less than $100,000	1,201	54,076	532	21,883	15,438	6,445	385	20,301	8,687	11,614	284	11,892	6,724	1,980	3,188	298	9,81[illegible]
$100,000 to $299,999	420	72,650	197	32,956	18,189	14,767	124	22,057	10,488	11,569	99	17,637	8,232	3,081	6,324	32	5,16[illegible]
$300,000 to $499,999	97	36,798	53	20,078	8,119	11,959	23	8,867	3,345	5,522	21	7,853	3,383	1,845	2,625	3	1,[illegible]
$500,000 or more	54	45,488	20	16,932	6,758	10,174	15	12,061	3,874	8,187	19	16,495	5,449	5,657	5,389	1	[illegible]
Gasoline service stations, total	68,358	3,215,745	65,756	3,015,905	2,138,546	877,359	237	10,269	8,099	2,170	2,365	189,571	124,276	52,238	13,057	24,650	609,230
Less than $100,000	63,273	2,366,327	61,345	2,287,129	1,662,977	624,152	226	8,167	6,606	1,561	1,702	71,031	48,448	18,027	4,556	24,011	57[illegible]
$100,000 to $299,999	4,778	702,435	4,148	600,785	404,610	196,175	10	(x)	(x)	(x)	620	(x)	(x)	(x)	(x)	611	33,[illegible]
$300,000 to $499,999	216	79,804	182	66,832	38,925	27,907	...	...	...	...	34	12,972	6,424	5,630	918	23	[illegible]
$500,000 or more	91	67,179	81	61,159	32,034	29,125	1	(x)	(x)	(x)	9	(x)	(x)	(x)	(x)	5	1,51[illegible]

See footnote at end of table.

Table 11D.—ANALYSIS OF CASH AND CREDIT SALES AND BALANCES DUE BY SALES SIZE UNITED STATES, BY KIND OF BUSINESS: 1948—Continued

[See text for explanatory material and description of sample data included]

Kind of business	Stores analyzing sales: Total: Stores (Number)	Total: Sales, entire year (Thousand dollars)	Stores with cash sales only: Number	Stores with cash sales only: Sales, entire year (Thousand dollars)	Stores with credit sales: Total: Stores (Number)	Stores with credit sales: Total: Sales, entire year (Thousand dollars)	Cash sales (Thousand dollars)	Charge account sales (Thousand dollars)	Installment sales (Thousand dollars)	Balances due from customers: On charge account sales: End of year (Thousand dollars)	On charge account sales: Beginning of year (Thousand dollars)	On installment sales: End of year (Thousand dollars)	On installment sales: Beginning of year (Thousand dollars)
[illegible]	54,[illegible]	[illegible]	[illegible]	[illegible]	[illegible]	[illegible]	3,[illegible]	5,[illegible]	[illegible]	335,[illegible]	694,[illegible]	[illegible]	[illegible]
[illegible]	[illegible]	[illegible]	[illegible]	55,933	38,253	1,971,370	1,12[illegible],493	[illegible]01,745	[illegible],132	149,33[illegible]	11[illegible],311	8,[illegible]	5,[illegible]
[illegible]	[illegible]	4,117,15[illegible]	[illegible]	334,[illegible]	22,184	3,775,366	1,625,[illegible]	[illegible],034,032	115,470	318,928	[illegible]61,303	24,6[illegible]	16,[illegible]
[illegible]	4,3[illegible]	1,633,891	165	[illegible],128	4,161	1,571,763	4[illegible]1,669	1,013,651	66,443	145,503	[illegible]	14,[illegible]35	[illegible]
[illegible]	[illegible]	[illegible]	62	51,131	2,780	[illegible],497,910	603,030	1,731,147	163,733	221,[illegible]	[illegible]00,405	[illegible]	16,[illegible]
[illegible] yards, [illegible] dealers	25,35[illegible]	[illegible]	3,[illegible]	251,[illegible]	22,127	4,810,111	1,090,478	3,655,220	64,413	549,395	459,245	15,[illegible]	11,713
Less than $100,000	[illegible]	[illegible]	[illegible],465	[illegible],523	8,327	481,727	177,485	298,433	5,809	53,019	36,918	1,22[illegible]	[illegible]
$100,000 to $299,999	10,123	1,[illegible]	643	105,57[illegible]	9,440	1,688,015	455,515	1,211,569	20,931	197,054	16[illegible],13[illegible]	[illegible],456	3,4[illegible]
$300,000 to $499,999	[illegible]	[illegible]	84	32,525	2,42[illegible]	926,912	192,705	721,165	13,042	109,392	92,317	3,[illegible]	2,[illegible]
$500,000 or more	2,433	[illegible]	40	31,233	1,893	1,713,457	264,773	1,424,053	24,631	189,935	167,819	5,[illegible]	4,[illegible]
Building, paint, electrical stores	19,216	1,[illegible],313	[illegible]	213,[illegible]	11,338	915,038	328,570	547,330	38,588	76,776	65,494	4,[illegible]	3,56[illegible]
Less than $100,000	16,32[illegible]	5[illegible],343	[illegible]	168,[illegible]	9,411	420,467	193,070	215,446	11,351	32,808	27,526	1,519	1,152
$100,000 to $299,999	2,326	363,[illegible]	250	37,01[illegible]	2,076	326,680	101,008	209,117	16,555	29,131	24,745	1,675	1,441
$300,000 to $499,999	273	1[illegible],419	15	(x)	258	(x)	(x)	(x)	(x)	(x)	(x)	(x)	(x)
$500,000 or more	[illegible]	[illegible]5,554	[illegible]	(x)	93	(x)	(x)	(x)	(x)	(x)	(x)	(x)	(x)
Hardware stores	33,[illegible]	[illegible],333	13,[illegible]	471,[illegible]5	19,813	[illegible],007,518	1,193,063	643,545	170,910	115,805	[illegible],404	26,[illegible]53	19,[illegible]
Less than $100,000	[illegible]	[illegible],149	1[illegible]	[illegible],322	14,623	703,[illegible]	491,307	198,080	14,490	46,476	34,602	3,313	1,622
$100,000 to $299,999	4,[illegible]	[illegible]	591	84,183	4,189	668,321	381,798	253,[illegible]73	32,550	46,412	39,930	8,119	[illegible]
$300,000 to $499,999	571	[illegible]13,[illegible]11	18	(x)	553	(x)	(x)	(x)	(x)	(x)	(x)	(x)	(x)
$500,000 or more	455	430,61[illegible]	[illegible]	(x)	453	(x)	(x)	(x)	(x)	(x)	(x)	(x)	(x)
Farm equipment dealers	16,85[illegible]	[illegible],350,076	3,257	266,384	13,595	2,083,692	1,235,945	733,880	113,867	93,780	70,566	22,539	14,553
Less than $100,000	[illegible]	[illegible],511	[illegible],485	125,212	5,842	365,299	265,631	89,786	9,882	17,036	11,265	2,045	2,340
$100,000 to $299,999	7,147	[illegible]	708	108,013	6,439	1,092,350	687,543	359,373	45,434	46,331	34,436	9,359	4,841
$300,000 to $499,999	[illegible]	36[illegible]	48	17,524	923	343,500	177,318	141,687	24,495	15,161	12,041	4,507	2,822
$500,000 or more	357	[illegible]	16	15,635	341	282,543	105,453	143.034	34,056	15,252	12,824	6,628	4,8[illegible]
Drug and proprietary stores, total	53,[illegible]	3,[illegible]45,[illegible]	3[illegible],363	2,720,614	14,614	1,224,426	1,008,458	214,733	1,235	36,043	30,781	398	31[illegible]
Less than $100,000	43,613	1,[illegible]01,76[illegible]	32,802	1,347,674	10,816	554,095	463,290	90,304	501	16,097	13,350	193	[illegible]
$100,000 to $299,999	9,[illegible]55	1,396,949	5,566	869,839	3,489	527,110	428,773	97,803	534	15,986	14,004	134	66
$300,000 to $499,999	905	339,312	662	249,053	243	90,259	72,253	17,911	95	2,680	2,350	41	26
$500,000 or more	39[illegible]	307,010	333	254,048	66	52,962	44,142	8,715	105	1,280	1,077	30	35
Other retail stores, total	1[illegible],826	12,875,368	130,306	5,117,614	69,520	7,757,754	3,433,950	3,753,902	569,902	562,630	505,460	248,713	19[illegible]
Less than $100,000	[illegible],934	4,[illegible]36,973	121,103	2,930,904	49,831	2,006,069	1,142,620	748,846	114,603	136,443	110,717	42,949	3[illegible]
$100,000 to $299,999	22,[illegible]	3,606,[illegible]33	7,557	1,158,188	14,512	2,447,845	1,127,418	1,132,949	187,478	175,976	156,696	80,437	63,430
$300,000 to $499,999	3,845	1,460,338	874	333,889	2,971	1,126,449	443,335	594,145	88,969	83,030	78,694	43,779	37,400
$500,000 or more	2,978	2,872,024	772	694,633	2,206	2,177,391	720,577	1,277,962	178,852	167,181	159,353	81,548	65,249
Fuel, fuel oil, ice dealers	21,44[illegible]	2,383,121	7,639	267,476	13,803	2,115,645	704,021	1,378,034	33,590	200,875	180,370	5,586	4,475
Less than $100,000	15,511	583,579	7,142	168,584	8,369	414,995	207,853	200,705	6,437	35,051	28,575	1,200	810
$100,000 to $299,999	4,395	737,318	448	68,244	3,947	669,074	248,414	410,658	10,002	61,568	54,463	1,459	1,159
$300,000 to $499,999	836	317,186	33	12,129	803	305,057	87,506	213,263	4,288	29,686	27,415	577	509
$500,000 or more	700	745,138	16	18,519	684	726,519	160,248	553,408	12,863	74,570	69,917	2,350	1,997
Feed, farm, garden supply stores	20,025	2,943,038	6,244	443,225	13,781	2,499,813	1,250,387	1,232,058	17,368	149,885	136,602	4,533	3,356
Less than $100,000	11,716	504,133	5,041	164,100	6,675	340,033	219,428	119,412	1,193	18,756	14,195	370	370
$100,000 to $299,999	5,83[illegible]	[illegible],010,738	968	153,063	4,871	857,675	462,687	390,269	4,719	52,468	46,092	1,219	727
$300,000 to $499,999	1,4[illegible]	564,154	155	59,049	1,332	505,105	237,532	262,289	5,284	31,323	30,893	1,359	972
$500,000 or more	983	864,013	80	67,013	903	797,000	330,740	460,088	6,172	47,338	45,422	1,585	1,287
Jewelry stores	[illegible],117	1,[illegible]32,146	8,859	221,090	11,258	1,011,056	459,099	253,738	298,219	77,349	70,308	131,468	105,366
Less than $100,000	17,480	543,633	8,656	183,[illegible]99	8,824	359,634	213,696	81,800	64,138	28,721	24,096	25,657	18,368
$100,000 to $299,999	[illegible],076	335,139	181	26,626	1,895	308,513	129,229	73,970	105,314	22,324	21,201	47,174	37,807
$300,000 to $499,999	323	122,[illegible]01	15	5,364	308	116,837	40,887	28,721	47,229	8,970	7,987	22,668	18,872
$500,000 or more	238	231,173	7	5,101	231	226,072	75,287	69,247	81,538	17,334	17,024	35,969	30,319
Book, stationery stores	6,61[illegible]	550,232	3,100	87,255	3,519	462,977	142,322	241,427	79,228	34,684	32,226	57,458	47,217
Less than $100,000	5,376	166,678	2,991	66,338	2,385	100,340	49,268	47,816	3,256	7,352	5,753	2,351	1,223
$100,000 to $299,999	921	149,663	99	15,233	822	134,430	42,571	72,894	18,965	9,829	9,166	15,677	13,068
$300,000 to $499,999	185	71,383	4	1,382	181	[illegible]0,001	16,087	35,386	18,528	4,763	4,626	14,595	13,679
$500,000 or more	137	162,508	6	4,302	131	158,206	34,396	85,331	38,479	12,740	12,681	24,835	19,247
Sporting goods, bicycle stores	7,924	329,833	5,578	137,983	2,346	191,850	117,871	69,531	4,448	10,826	9,276	1,047	651
Less than $100,000	7,308	177,373	5,449	113,312	1,859	64,061	45,782	16,591	1,688	2,957	2,038	293	153
$100,000 to $299,999	501	78,803	117	17,665	384	61,138	37,556	22,044	1,538	3,789	3,342	394	283
$300,000 to $499,999	66	24,946	7	2,909	59	22,037	11,982	9,823	232	1,265	1,226	136	109
$500,000 or more	43	48,711	5	4,097	44	44,614	22,551	21,073	990	2,815	2,670	224	106

See footnote at end of table.

Table 11D.—ANALYSIS OF CASH AND CREDIT SALES AND BALANCES DUE BY SALES SIZE—UNITED STATES, BY KIND OF BUSINESS: 1948—Continued

[See text for explanatory material and description of sample data included]

Kind of business	Stores analyzing sales—Continued: Stores with credit sales: Number	Stores with credit sales: Sales, entire year (Thousand dollars)	Stores whose credit sales are all charge account sales: Number	Sales, entire year: Total (Thousand dollars)	Sales, entire year: Cash sales (Thousand dollars)	Sales, entire year: Charge account sales (Thousand dollars)	Stores whose credit sales are all installment sales: Number	Sales, entire year: Total (Thousand dollars)	Sales, entire year: Cash sales (Thousand dollars)	Sales, entire year: Installment sales (Thousand dollars)	Stores with both charge account and installment sales: Number	Sales, entire year: Total	Sales, entire year: Cash sales (Thousand dollars)	Sales, entire year: Charge account sales (Thousand dollars)	Sales, entire year: Installment sales (Thousand dollars)	Stores not analyzing sales: Number	Stores not analyzing sales: Sales, entire year (Thousand dollars)
Lumber, building, hardware group, total	67,378	9,816,409	56,024	7,648,398	2,856,376	4,792,022	1,515	385,968	243,696	142,272	9,839	1,782,043	747,984	788,553	245,506	4,446	272,170
Less than $100,000	38,253	1,971,370	33,109	1,683,046	959,346	723,700	788	37,321	27,267	10,054	4,356	251,003	140,880	78,045	32,078	3,652	120,487
$100,000 to $299,999	22,184	3,775,366	17,799	3,002,162	1,245,630	1,756,532	372	64,339	41,055	23,284	4,013	708,865	339,179	277,500	92,186	703	105,348
$300,000 to $499,999	4,161	1,571,763	3,128	1,185,031	331,382	853,649	116	44,238	27,587	16,651	917	342,494	132,700	160,002	49,792	65	24,114
$500,000 or more	2,780	2,497,910	1,988	1,778,159	320,018	1,458,141	239	240,070	147,787	92,283	553	479,681	135,225	273,006	71,450	26	22,221
Lumber yards, building materials dealers	22,127	4,810,111	20,559	4,403,477	990,956	3,412,521	201	39,693	17,003	22,690	1,367	366,941	82,519	242,699	41,723	743	81,797
Less than $100,000	8,327	481,727	7,867	454,413	167,647	286,766	84	3,615	1,476	2,139	376	23,699	8,362	11,667	3,670	468	19,602
$100,000 to $299,999	9,480	1,688,015	8,791	1,561,136	419,071	1,142,065	72	14,197	6,732	7,465	617	112,682	29,712	69,504	13,466	225	35,405
$300,000 to $499,999	2,427	926,912	2,208	844,684	173,874	670,810	28	10,361	4,391	5,970	191	71,867	14,440	50,355	7,072	31	11,387
$500,000 or more	1,893	1,713,457	1,693	1,543,244	230,364	1,312,880	17	11,520	4,404	7,116	183	158,693	30,005	111,173	17,515	19	15,403
Plumbing, paint, electrical stores	11,838	915,088	10,364	754,723	294,839	459,884	192	11,759	6,199	5,560	1,282	148,606	27,532	88,046	33,028	1,526	52,847
Less than $100,000	9,411	420,467	8,406	369,554	175,821	193,733	167	6,850	4,594	2,256	838	44,063	12,655	21,713	9,695	1,412	35,134
$100,000 to $299,999	2,076	326,680	1,698	265,955	90,671	175,284	22	3,737	1,398	2,339	356	56,988	8,939	33,833	14,216	104	14,255
$300,000 to $499,999	258	(x)	199	73,743	17,656	56,087	3	1,172	207	965	56	(x)	(x)	(x)	(x)	9	2,928
$500,000 or more	93	(x)	61	45,471	10,691	34,780	...	...	...	...	32	(x)	(x)	(x)	(x)	1	530
Hardware stores	19,818	2,007,518	15,344	1,206,119	733,236	472,883	956	308,646	203,471	105,175	3,518	492,753	256,356	170,662	65,735	1,416	61,859
Less than $100,000	14,623	703,877	12,052	565,459	396,901	168,558	450	23,625	19,419	4,206	2,121	114,793	74,987	29,522	10,284	1,294	42,478
$100,000 to $299,999	4,189	668,321	2,903	450,263	256,827	193,436	218	37,093	27,149	9,944	1,068	180,965	97,822	60,537	22,606	115	15,925
$300,000 to $499,999	553	(x)	279	102,873	45,625	57,248	78	30,243	21,467	8,776	196	(x)	(x)	(x)	(x)	6	2,180
$500,000 or more	453	(x)	110	87,524	33,883	53,641	210	217,685	135,436	82,249	133	(x)	(x)	(x)	(x)	1	1,276
Farm equipment dealers	13,595	2,083,692	9,757	1,284,079	837,345	446,734	166	25,870	17,023	8,847	3,672	773,743	381,517	[illegible]	105,020	761	75,667
Less than $100,000	5,892	365,299	4,784	293,620	218,977	74,643	87	3,231	1,778	1,453	1,021	68,448	44,876	15,143	8,429	478	23,273
$100,000 to $299,999	6,439	1,092,350	4,407	724,808	479,061	245,747	60	9,312	5,776	3,536	1,972	358,230	202,706	113,626	41,898	259	39,763
$300,000 to $499,999	923	343,500	442	163,731	94,227	69,504	7	2,462	1,522	940	474	177,307	81,569	72,183	23,555	19	7,619
$500,000 or more	341	282,543	124	101,920	45,080	56,840	12	10,865	7,947	2,918	205	169,758	52,426	86,194	31,138	5	5,012
Drug and proprietary stores, total	14,614	1,224,426	14,377	1,185,981	974,730	211,251	56	9,480	9,129	351	181	28,965	24,599	3,482	884	1,803	92,440
Less than $100,000	10,816	554,095	10,663	547,401	458,109	89,292	27	683	418	265	126	6,011	4,763	1,012	236	1,572	57,474
$100,000 to $299,999	3,489	527,110	3,440	518,661	421,377	97,284	17	3,081	3,004	77	32	5,368	4,392	519	457	218	29,574
$300,000 to $499,999	243	90,259	220	81,737	64,130	17,607	9	3,501	3,495	6	14	5,021	4,628	304	89	7	2,763
$500,000 or more	66	52,962	54	38,182	31,114	7,068	3	2,215	2,212	3	9	12,565	10,816	1,647	102	6	2,629
Other retail stores, total	61,520	[illegible]	51,892	6,316,845	2,924,666	3,392,179	5,256	514,226	168,319	345,907	6,312	926,683	340,965	361,723	223,995	14,592	578,480
Less than $100,000	44,831	2,006,069	41,713	1,674,704	976,780	697,924	3,825	147,649	69,783	77,866	4,293	183,716	96,057	50,922	36,737	13,369	260,486
$100,000 to $299,999	14,512	2,447,845	11,992	2,035,262	975,224	1,060,038	1,118	(x)	(x)	(x)	1,402	(x)	(x)	(x)	(x)	952	152,872
$300,000 to $499,999	4,971	1,126,449	2,452	929,479	385,713	543,766	189	71,511	16,512	54,999	330	125,459	41,110	50,379	33,970	153	58,816
$500,000 or more	2,206	2,177,341	1,735	1,677,400	586,949	1,090,451	124	(x)	(x)	(x)	347	(x)	(x)	(x)	(x)	118	106,306
Fuel, fuel oil, ice dealers	13,303	2,115,645	12,591	1,855,476	624,745	1,230,731	155	19,174	10,332	8,842	1,057	240,495	68,944	147,303	24,748	1,211	85,759
Less than $100,000	8,369	414,995	7,733	382,328	140,535	241,793	113	6,370	4,572	1,798	523	26,297	12,746	8,912	4,639	962	25,447
$100,000 to $299,999	3,947	669,074	3,562	612,879	224,174	388,705	31	5,174	2,718	2,456	354	51,021	21,522	21,953	7,546	198	31,803
$300,000 to $499,999	803	305,057	713	271,195	78,304	192,891	4	1,345	591	754	86	32,517	8,611	20,372	3,534	29	10,939
$500,000 or more	684	726,519	583	589,074	131,732	457,342	7	6,285	2,451	3,834	94	131,160	26,065	96,066	9,029	22	17,570
Feed, farm, garden supply stores	13,781	2,499,212	13,365	2,401,028	1,209,097	1,191,931	53	9,897	4,221	5,676	[illegible]	88,888	37,069	40,127	11,692	1,536	216,579
Less than $100,000	6,675	340,033	6,525	331,028	214,733	116,295	26	1,456	1,149	307	[illegible]	7,549	3,546	3,117	886	1,005	37,894
$100,000 to $299,999	4,871	857,675	4,713	829,691	449,387	380,304	18	3,170	1,440	1,730	40	24,814	11,860	9,965	2,989	346	59,497
$300,000 to $499,999	1,332	505,105	1,266	479,565	227,535	252,030	7	(x)	(x)	(x)	59	(x)	(x)	(x)	(x)	103	40,297
$500,000 or more	903	797,000	261	760,744	317,442	443,302	2	(x)	(x)	(x)	40	(x)	(x)	(x)	(x)	82	[illegible]
Jewelry stores	11,255	1,511,056	6,508	463,027	263,043	199,984	2,731	317,485	95,473	222,012	2,019	230,544	100,583	53,754	76,207	1,154	26,782
Less than $100,000	8,824	359,634	5,535	212,676	144,195	68,481	1,793	81,241	33,116	48,125	1,496	65,717	36,385	13,319	16,013	1,101	18,748
$100,000 to $299,999	1,895	308,513	792	126,120	65,545	60,575	735	121,682	37,407	84,275	368	60,711	26,277	13,395	21,039	51	7,618
$300,000 to $499,999	308	116,837	110	42,157	19,578	22,579	125	46,631	10,709	35,922	73	28,049	10,600	6,142	11,307	1	394
$500,000 or more	231	226,072	71	82,074	33,725	48,349	78	67,931	14,241	53,690	82	76,067	27,321	20,898	27,848	1	22
Book, stationery stores	3,519	462,777	3,058	329,521	121,598	207,923	185	50,657	3,162	47,495	276	82,799	17,562	33,504	31,733	321	[illegible]
Less than $100,000	2,385	100,340	2,186	89,310	45,584	43,726	48	2,785	252	2,533	151	8,245	3,432	4,090	723	246	[illegible]
$100,000 to $299,999	822	134,430	673	107,695	39,954	67,741	8	14,606	615	13,991	62	12,129	2,002	5,153	4,974	20	[illegible]
$300,000 to $499,999	131	70,001	121	46,246	14,590	31,656	33	13,056	587	12,469	27	10,699	910	3,730	6,059	4	[illegible]
$500,000 or more	131	158,206	78	86,270	21,470	64,800	17	20,210	1,708	18,502	36	51,726	11,218	20,531	19,977	1	[illegible]
Sporting goods stores, bicycle stores	2,346	191,850	1,865	153,970	93,017	60,953	155	6,964	5,279	1,685	326	30,916	19,575	8,558	2,763	670	[illegible]
Less than $100,000	1,859	64,061	1,468	52,218	37,094	15,124	131	3,051	2,017	1,034	260	8,392	6,671	1,467	654	655	[illegible]
$100,000 to $299,999	384	61,138	316	50,350	30,354	19,996	23	(x)	(x)	(x)	45	(x)	(x)	(x)	(x)	13	[illegible]
$300,000 to $499,999	59	[illegible]	51	19,051	10,413	8,638	1	(x)	(x)	(x)	7	(x)	(x)	(x)	(x)	1	
$500,000 or more	44	44,614	30	32,351	15,156	17,195	...	...	...	...	14	12,263	7,395	3,878	990	1	

See footnote at end of table.

Table 11D.—ANALYSIS OF CASH AND CREDIT SALES AND BALANCES DUE BY SALES SIZE: UNITED STATES, BY KIND OF BUSINESS: 1948—Continued

[See text for explanatory material and description of sample data included]

Kind of business	Total stores	Total sales, entire year	Stores analyzing sales: Stores with cash sales only: Number	Stores analyzing sales: Stores with cash sales only: Sales, entire year	Stores analyzing sales: Stores with credit sales: Total: Stores	Stores analyzing sales: Stores with credit sales: Total: Sales, entire year	Stores analyzing sales: Stores with credit sales: Cash sales	Stores analyzing sales: Stores with credit sales: Charge account sales	Stores analyzing sales: Stores with credit sales: Installment sales	Stores analyzing sales: Stores with credit sales: Balances due from customers: On charge account sales: End of year	Stores analyzing sales: Stores with credit sales: Balances due from customers: On charge account sales: Beginning of year	Stores analyzing sales: Stores with credit sales: Balances due from customers: On installment sales: End of year	Stores analyzing sales: Stores with credit sales: Balances due from customers: On installment sales: Beginning of year
	Number	Thousand dollars		Thousand dollars	(Number)	Thousand dollars	(Thousand dollars)	(Thousand dollars)	(Thousand dollars)	(Thousand dollars)	(Thousand dollars)	Thousand dollars	Thousand dollars
Food retailers, re-estimated													
All stores	[illegible]	[illegible]	[illegible]	[illegible]	[illegible]	[illegible]	113,905	148,484	...	24,575	21,491	...	...
Less than $100,000	[illegible]	[illegible]	[illegible]	[illegible]	[illegible]	147,492	43,965	104,427	...	16,393	14,951	...	...
$100,000 to $249,999	[illegible]	55,732	42	[illegible]	(x)	(x)	(x)	(x)	x	x	x	x	x
$250,000 to $499,999	22	7,207	...	...	21	7,207	2,206	5,621	...	744	844	...	...
$500,000 or more	10	6,570	2	x	8	(x)	(x)	(x)	(x)	x	x	x	x
Meat stores	1,[illegible]	338,342	3,042	74,312	2,702	264,530	107,343	62,727	94,460	12,428	10,614	37,204	27,475
Less than $100,000	4,[illegible]	134,243	2,948	54,461	2,023	79,933	45,341	19,868	14,674	4,166	4,523	1,478	5,578
$100,000 to $249,999	602	94,330	84	x	512	(x)	(x)	(x)	(x)	(x)	(x)	x	(x)
$250,000 to $499,999	77	28,316	4	1,464	73	26,852	10,246	6,454	10,398	1,264	1,254	3,405	2,47[illegible]
$500,000 or more	74	75,333	1	x	73	x	(x)	x	x	(x)	x)	x	x
Fruit, candy stores	1,825	72,519	1,730	26,490	795	46,029	30,973	12,922	2,134	2,068	1,731	558	[illegible]
Less than $100,000	1,685	47,160	1,003	20,329	682	26,271	17,771	5,858	1,642	925	796	434	[illegible]
$100,000 to $249,999	124	18,708	24	3,152	101	15,556	10,295	4,998	263	837	663	50	[illegible]
$250,000 to $499,999	14	(x)	3	1,009	11	(x)	(x)	(x)	(x)	229	213	74	[illegible]
$500,000 or more	2	x	...	...	2	(x)	(x)	(x)	x	77	61	...	...
Camera, photographic supply stores	1,826	60,912	1,648	61,428	1,169	138,384	83,155	52,[illegible]	3,[illegible]	7,55[illegible]	6,319	615	51[illegible]
Less than $100,000	1,435	83,36[illegible]	1,54[illegible]	44,684	789	38,678	26,[illegible]	11,661	756	1,68[illegible]	1,[illegible]72	62	[illegible]4
$100,000 to $249,999	404	68,526	95	(x)	308	(x)	(x)	(x)	(x)	(x)	(x)	(x)	(x)
$250,000 to $499,999	[illegible]	17,099	5	1,714	41	15,385	7,683	7,[illegible]19	483	1,121	1,[illegible]58	97	9[illegible]
$500,000 or more	31	[illegible],925	2	(x)	30	(x)	(x)	(x)	(x)	(x)	(x)	(x)	(x)
All other retail stores	39,345	[illegible],[illegible]64,1[illegible]	36,416	3,693,729	12,920	764,481	424,874	302,861	36,746	42,384	36,623	9,6[illegible]	7,[illegible]
Less than $100,000	30,[illegible]	2,335,[illegible]	29,611	2,713,94[illegible]	11,354	381,132	[illegible]3,34[illegible]	1[illegible],830	24,843	16,180	4,90[illegible]	4,[illegible]
$100,000 to $249,999	6,237	1,252,[illegible]	5,564	842,872	1,333	215,178	114,139	87,[illegible]	13,57[illegible]	12,45[illegible]	11,711	2,865	2,23[illegible]
$250,000 to $499,999	790	(x)	648	248,869	142	(x)	(x)	(x)	(x)	3,[illegible]8	3,331	868	63[illegible]
$500,000 or more	748	(x)	653	588,028	95	(x)	(x)	(x)	(x)	6,603	6,101	1,007	57[illegible]

[illegible] See footnote at end of table.

Table 11D.—ANALYSIS OF CASH AND CREDIT SALES AND BALANCES DUE BY SALES SIZE—UNITED STATES, BY KIND OF BUSINESS: 1948—Continued

[See text for explanatory material and description of sample data included]

Kind of business	Stores analyzing sales—Continued															Stores not analyzing sales	
	Stores with credit sales		Stores whose credit sales are all charge account sales				Stores whose credit sales are all installment sales				Stores with both charge account and installment sales						
				Sales, entire year				Sales, entire year				Sales, entire year					
	Number	Sales, entire year (Thousand dollars)	Number	Total (Thousand dollars)	Cash sales (Thousand dollars)	Charge account sales (Thousand dollars)	Number	Total (Thousand dollars)	Cash sales (Thousand dollars)	Installment sales (Thousand dollars)	Number	Total	Cash sales (Thousand dollars)	Charge account sales (Thousand dollars)	Installment sales (Thousand dollars)	Number	Sales, entire year (Thousand dollars)
Other retail stores--Continued																	
Florists	,21[illegible]	262,[illegible]	,21[illegible]	262,387	113,405	148,[illegible]	...	...	...	...	...	...	...	...	...	779	13,93[illegible]
Less than $100,000	6,850	19 ,[illegible]	6,[illegible]	1[illegible],992	[illegible],5[illegible]	10[illegible],4[illegible]	...	...	...	...	...	...	...	...	...	766	12,220
$100,000 to $299,999	340	[illegible]1, 3[illegible]	340	51,[illegible]38	16,7[illegible]1	3[illegible],[illegible]9	...	...	...	...	...	...	...	...	...	13	1,713
$300,000 to $499,999	21	(x)	21	(x)	(x)	(x)	...	...	...	...	...	...	...	...	...	...	...
$500,000 or more	[illegible]	(x)	[illegible]	(x)	(x)	(x)	...	...	...	...	...	...	...	...	...	...	...
Music stores	2,[illegible]02	2[illegible],530	1,103	60,348	34,924	25,424	6[illegible]	59,25[illegible]	26,060	33,198	[illegible]22	144,924	[illegible]6,359	3 ,303	61,262	381	8,510
Less than $100,000	2,039	83,[illegible]22	[illegible]9[illegible]	[illegible]6,64[illegible]	23,048	13,601	50	20,[illegible]09	10,016	10, [illegible]3	[illegible]6[illegible]	26,[illegible]85	12,32[illegible]	6,267	7,891	36[illegible]	5,228
$100,000 to $299,999	51[illegible]	82,431	118	1[illegible],609	[illegible],413	8,196	1[illegible]2	22, 10[illegible]	9,133	13,[illegible]	252	[illegible]3,[illegible]12	15,015	9,015	18,582	15	2,46[illegible]
$300,000 to $499,999	[illegible]3	26,852	[illegible]	(x)	(x)	(x)	12	[illegible],70[illegible]	2,017	2,753	[illegible]4	1[illegible],576	[illegible],104	5,127	7,345	2	818
$500,000 or more	78	[illegible]0,81[illegible]	[illegible]	(x)	(x)	(x)	16	10,97[illegible]	[illegible],894	6,085	5[illegible]	56,251	11,913	16,894	27,[illegible]44	...	...
Optical goods stores	[illegible]9[illegible]	[illegible]6,02[illegible]	66[illegible]	40,282	28,252	12,030	9	3,056	1,320	1,[illegible]36	33	2,691	1,401	892	398	65	1,771
Less than $100,000	682	25,2[illegible]1	561	21,81[illegible]	16,091	[illegible],728	96	(x)	(x)	(x)	25	(x)	(x)	(x)	(x)	64	1,617
$100,000 to $299,999	100	15,[illegible]56	95	14,[illegible]3	[illegible],[illegible]2	[illegible],861	1	(x)	(x)	(x)	[illegible]	(x)	(x)	(x)	(x)	1	154
$300,000 to $499,999	11	(x)	[illegible]	(x)	(x)	(x)	...	...	...	...	[illegible]	1,482	628	625	229	...	...
$500,000 or more	[illegible]	(x)	[illegible]	(x)	(x)	(x)	...	...	...	...	...	...	...	...	...	...	...
Camera, photographic supply stores	1,1[illegible]8	138,984	[illegible]8[illegible]	[illegible]6,450	58,5[illegible]0	[illegible]7,880	12	892	76[illegible]	125	260	[illegible]1,642	23,818	14,240	3,584	215	6,171
Less than $100,000	789	38,678	603	[illegible]9,132	19,357	[illegible],[illegible]75	10	(x)	(x)	(x)	1[illegible]6	(x)	(x)	(x)	(x)	200	3,859
$100,000 to $299,999	308	[illegible]1,612	243	40,693	25,653	15,040	1	(x)	(x)	(x)	[illegible]4	(x)	(x)	(x)	(x)	15	2,312
$300,000 to $[illegible],[illegible]99	[illegible]1	(x)	32	(x)	(x)	(x)	1	(x)	(x)	(x)	[illegible]	(x)	(x)	(x)	(x)	...	...
$500,000 or more	[illegible]0	(x)	18	(x)	(x)	(x)	...	...	...	...	12	18,884	[illegible],184	7,953	1,742	...	...
All other retail stores	12,[illegible]29	[illegible]64,481	10,622	6[illegible],354	[illegible]1,515	276,83[illegible]	1,191	[illegible]6,843	21,[illegible]05	2[illegible],138	1,116	63,284	2[illegible],65[illegible]	26,022	11,608	8,260	194,358
Less than $100,000	11,35[illegible]	381,132	[illegible],278	321,552	192,[illegible]78	128,[illegible]74	1,101	28, 13[illegible]	1[illegible],01[illegible]	11,699	[illegible]80	30,[illegible]6	13,802	11,934	5,131	[illegible],956	139,954
$100,000 to $249,999	1,333	[illegible]15,1[illegible]8	1,140	183,[illegible]44	10[illegible],121	[illegible]9,623	80	13,5[illegible]4	[illegible],861	[illegible],683	113	1[illegible],840	[illegible],15[illegible]	[illegible],83[illegible]	3,896	280	41,930
$300,000 to $499,999	1[illegible]2	(x)	124	(x)	(x)	(x)	[illegible]	[illegible],290	[illegible]10	1,[illegible]80	12	[illegible],2[illegible]4	2,080	1,[illegible]46	1,018	13	4,596
$500,000 or more	[illegible]6	(x)	80	(x)	(x)	(x)	[illegible]	[illegible],296	320	1,[illegible]76	11	[illegible],683	[illegible],[illegible]15	[illegible],505	1,563	11	[illegible],878

x Withheld to avoid disclosure.

Table 11E.— ANALYSIS OF CASH AND CREDIT SALES AND BALANCES DUE—GEOGRAPHIC DIVISION, BY KIND OF BUSINESS 1948

NEW ENGLAND

[Data based on sample. See text for description of sample and other explanatory material.]

Kind of business	Total: Stores (Number)	Total: Sales, entire year (Thousand dollars)	Stores with cash sales only: Number	Stores with cash sales only: Sales, entire year (Thousand dollars)	Stores with credit sales, Total: Stores (Number)	Stores with credit sales, Total: Sales, entire year (Thousand dollars)	Cash sales (Thousand dollars)	Charge account sales (Thousand dollars)	Installment sales (Thousand dollars)	Balances due, on charge account sales: End of year (Thousand dollars)	Balances due, on charge account sales: Beginning of year (Thousand dollars)	Balances due, on installment sales: End of year (Thousand dollars)	Balances due, on installment sales: Beginning of year (Thousand dollars)
Geographic division, total	[illegible]	[illegible]	[illegible]	3,640,310	35,328	[illegible]	[illegible]	[illegible]	[illegible]	[illegible]	[illegible]	[illegible]	[illegible]
Food group	[illegible]	[illegible]	21,558	[illegible]	4,458	[illegible]	[illegible]	[illegible]	[illegible]	[illegible]	[illegible]	[illegible]	[illegible]
Grocery stores, without fresh meat	[illegible]	328,802	[illegible]	[illegible]	1,784	63,251	43,002	20,241	8	[illegible]	[illegible]	[illegible]	
Grocery stores, with fresh meat	[illegible]	1,453,898	[illegible]	[illegible]	[illegible]	[illegible]	[illegible]	156,454	623	[illegible]	[illegible]	[illegible]	
Candy, nut, confectionery stores	[illegible]	[illegible]	1,792	[illegible]	108	3,165	[illegible]	795	...	152	11	...	...
Dairy products stores, milk dealers	1,364	[illegible]	514	46,628	550	207,966	[illegible]	169,614	...	10,793	[illegible]	...	...
All other food stores	[illegible]	[illegible]	[illegible]	[illegible]	619	46,269	32,730	13,348	191	1,038	[illegible]	[illegible]	[illegible]
Eating and drinking places	[illegible]	658,403	17,544	636,046	166	[illegible]	18,946	3,411	...	261	[illegible]	...	...
General stores	1	(1)	(1)	(1)	(1)	(1)	(1)	(1)	(1)	(1)	(1)	(1)	
General merchandise group	[illegible]	[illegible]	[illegible]	254,521	[illegible]	624,334	349,801	206,464	68,069	[illegible]	36,086	[illegible]	[illegible]
Department stores	136	582,681	45	29,203	141	553,478	300,544	188,409	64,525	[illegible]	[illegible]	[illegible]	[illegible]
Dry goods, general merchandise stores	1,613	[illegible]	1,166	55,023	447	53,469	33,306	[illegible]	[illegible]	[illegible]	[illegible]	[illegible]	[illegible]
Variety stores	1,306	187,682	[illegible]	170,295	61	17,387	15,951	163	1,273	55	46	[illegible]	[illegible]
Apparel group	[illegible]	704,506	5,763	270,063	3,179	434,443	224,358	172,511	37,574	[illegible]	[illegible]	[illegible]	[illegible]
Men's, boys' clothing, furnishings stores	1,923	[illegible]	1,241	58,918	682	89,580	53,850	30,663	5,067	6,834	[illegible]	[illegible]	[illegible]
Family clothing stores	810	105,466	402	24,987	408	80,579	36,182	[illegible]	13,121	[illegible]	[illegible]	[illegible]	[illegible]
Women's ready-to-wear stores	2,231	252,661	1,090	63,793	1,141	188,868	90,952	85,052	12,864	16,562	15,446	4,545	[illegible]
Other apparel accessory, specialty stores	1,113	32,833	970	26,987	143	5,846	3,413	2,393	(v)	414	450	...	...
Shoe stores	1,636	107,545	1,300	76,878	336	30,667	(x)	(x)	(x)	(x)	(x)	(x)	(x)
Custom tailors	(1)	(1)	(1)	(1)	(1)	(1)	(1)	(1)	(1)	(1)	(1)	(1)	(1)
Furriers, fur shops	231	20,084	12	(x)	219	(x)	(x)	(x)	(x)	(x)	(x)	(x)	(x)
All other apparel stores	611	[illegible]	[illegible]	15,924	168	12,977	9,380	3,304	293	750	599	76	[illegible]
Furniture, furnishings, appliance group	5,578	418,404	2,112	51,935	3,466	366,469	113,229	130,514	122,726	30,406	26,361	43,332	[illegible]
Furniture stores	1,760	203,484	236	11,454	1,524	192,030	49,712	68,318	74,000	20,088	17,754	[illegible]	[illegible]
Floor covering, drapery stores	597	34,879	357	12,023	240	22,856	7,090	14,285	1,481	2,254	[illegible]	423	157
Other home furnishing stores	1,214	29,047	992	13,120	222	15,927	4,472	3,016	8,439	511	423	3,334	[illegible]
Household appliance stores	1,600	132,970	376	11,667	1,224	121,303	[illegible]	41,304	35,077	6,811	5,412	[illegible]	[illegible]
Radio stores	407	18,024	151	3,671	256	14,353	7,033	3,591	3,729	742	508	572	357
Automotive group	4,657	1,075,277	1,255	105,394	3,402	969,883	598,652	263,043	108,188	[illegible]	22,601	[illegible]	[illegible]
Motor vehicle (new and used) dealers	2,548	883,777	180	29,435	2,368	853,842	539,367	[illegible]	87,184	22,083	18,388	[illegible]	[illegible]
Motor vehicle (used) dealers	1,005	115,234	633	61,418	372	53,816	32,019	5,932	15,865	887	626	[illegible]	491
Tire, battery, accessory dealers	828	63,101	285	9,375	543	53,726	22,132	27,316	4,278	4,358	3,408	1,144	454
All other automotive dealers	276	13,165	157	4,666	119	8,499	5,134	2,504	861	205	179	108	108
Gasoline service stations	[illegible]	358,017	5,963	168,068	4,266	189,949	138,832	50,471	646	[illegible]	6,174	101	83
Lumber, building, hardware group	4,325	544,046	1,182	42,170	3,143	501,876	156,950	324,180	20,746	52,410	42,892	[illegible]	1,841
Lumber yards, building materials dealers	[illegible]	274,754	69	4,784	[illegible]	[illegible]	44,614	223,404	1,952	35,813	28,574	260	203
Plumbing, paint, electrical stores	[illegible]	71,100	351	9,773	753	61,327	23,084	36,245	1,998	6,071	5,371	[illegible]	152
Hardware stores	1,860	157,008	656	22,842	1,204	134,166	74,606	46,360	13,200	7,583	6,646	1,319	494
Farm equipment dealers	302	41,184	106	4,771	196	36,413	14,646	18,171	3,596	2,943	2,301	610	492
Drug and proprietary stores	3,931	255,727	3,125	182,239	806	73,488	(x)	(x)	(x)	(x)	(x)	(x)	(x)
Other retail stores	16,695	1,154,472	10,232	409,481	6,463	744,991	274,818	431,706	38,467	67,727	63,915	18,143	14,979
Fuel, fuel oil, ice dealers	2,781	343,255	806	25,836	1,975	317,419	92,805	219,657	4,957	35,390	33,104	805	569
Feed, farm, garden supply stores	1,020	208,342	116	23,502	904	184,840	57,789	126,544	507	16,752	16,049	115	57
Jewelry stores	1,246	83,354	450	13,016	796	70,338	30,755	16,993	22,590	4,123	3,715	10,821	8,733
Book, stationery stores	519	40,041	172	4,935	347	35,106	13,574	17,632	3,900	2,957	2,798	3,194	2,876
Sporting goods stores, bicycle stores	537	18,398	334	4,867	203	13,531	9,154	4,208	169	624	641	23	16
Florists	1,015	25,488	395	4,238	620	21,250	9,302	11,948	...	2,025	1,899	...	...
Music stores	421	21,161	196	4,006	225	17,155	7,760	5,327	4,068	1,110	1,152	2,508	[illegible]
Optical goods stores	(1)	(1)	(1)	(1)	(1)	(1)	(1)	(1)	(1)	(1)	(1)	(1)	(1)
Camera, photographic supply stores	(1)	(1)	(1)	(1)	(1)	(1)	(1)	(1)	(1)	(1)	(1)	(1)	(1)
All other retail stores	8,766	395,108	7,534	322,888	1,232	72,220	45,110	25,210	1,900	3,967	3,745	630	420

See footnotes at end of table.

Table 11E.— ANALYSIS OF CASH AND CREDIT SALES AND BALANCES DUE—GEOGRAPHIC DIVISION BY KIND OF BUSINESS: 1948—Continued

NEW ENGLAND

[Data based on sample. See text for description of sample and other explanatory material.]

Kind of business	Stores analyzing sales—Continued														Stores not analyzing sales	
	Stores with credit sales		Stores whose credit sales are all charge account sales				Stores whose credit sales are all installment sales				Stores with both charge account and installment sales						
				Sales, entire year				Sales, entire year				Sales, entire year					
	Number	Sales, entire year (Thousand dollars)	Number	Total (Thousand dollars)	Cash sales (Thousand dollars)	Charge account sales (Thousand dollars)	Number	Total (Thousand dollars)	Cash sales (Thousand dollars)	Installment sales (Thousand dollars)	Number	Total	Cash sales (Thousand dollars)	Charge account sales (Thousand dollars)	Installment sales (Thousand dollars)	Number	Sales, entire year (Thousand dollars)
Geographic division, total	35,328	4,742,076	29,711	3,087,666	1,592,776	1,494,890	1,983	342,513	172,376	170,137	3,634	1,311,897	622,586	462,100	227,211	8,517	313,175
Food group	9,458	796,814	3,386	789,649	430,936	358,713	23	1,452	1,171	281	47	5,713	3,433	1,739	541	2,118	81,082
Grocery stores, without fresh meat	1,784	63,251	1,773	62,993	42,782	20,211	...	...	...	...	11	258	220	30	8	621	12,636
Grocery stores, with fresh meat	6,397	476,163	6,347	470,438	315,693	154,745	12	270	180	90	38	5,455	3,213	1,709	533	817	44,167
Candy, nut, confectionery stores	108	3,165	108	3,165	2,370	795	...	...	...	...	...	...	...	...	...	73	1,776
Dairy products stores, milk dealers	550	207,966	550	207,966	38,352	169,614	...	...	...	...	...	...	...	...	...	37	4,187
All other food stores	619	46,269	608	45,087	31,739	13,348	11	1,182	991	191	...	...	...	...	...	570	18,316
Eating and drinking places	166	22,357	166	22,357	18,946	3,411	...	...	...	...	...	...	...	...	...	1,923	51,933
General stores	(1)	(1)	(1)	(1)	(1)	(1)	(1)	(1)	(1)	(1)	(1)	(1)	(1)	(1)	(1)	(1)	(1)
General merchandise group	649	624,334	418	57,721	38,654	19,067	111	102,866	74,067	28,799	120	463,749	237,630	187,397	38,722	195	5,983
Department stores	141	553,478	23	17,277	10,759	6,518	20	85,404	59,602	25,802	48	450,797	230,183	181,891	38,723	...	...
Dry goods, general merchandise stores	447	53,469	346	38,261	25,875	12,386	79	2,256	534	1,722	22	12,952	6,897	5,506	549	171	5,093
Variety stores	61	17,387	49	2,183	2,020	(v)	12	15,204	13,931	1,273	...	...	...	...	...	24	890
Apparel group	3,179	434,443	2,628	315,647	172,336	143,311	347	40,000	17,797	22,203	204	78,796	34,225	29,200	15,371	475	43,869
Men's, boys' clothing, furnishings stores	682	89,580	566	74,702	44,337	29,765	79	11,152	6,854	4,338	37	3,686	2,059	898	729	95	1,913
Family clothing stores	408	80,579	249	44,245	23,638	20,607	137	13,307	2,805	10,504	22	23,025	9,739	10,669	2,617	40	3,193
Women's ready-to-wear stores	1,141	188,868	944	135,342	64,661	70,681	68	12,416	6,958	5,458	81	41,110	19,333	14,371	7,406	107	9,171
Other apparel accessory, specialty stores	143	5,846	122	4,794	2,805	1,989	10	20	...	20	11	1,032	608	404	20	67	2,911
Shoe stores	336	30,667	335	(x)	(x)	(x)	...	...	...	...	1	(x)	(x)	(x)	(x)	74	2,760
Custom tailors	(1)	(1)	(1)	(1)	(1)	(1)	(1)	(1)	(1)	(1)	(1)	(1)	(1)	(1)	(1)	(1)	(1)
Furriers, fur shops	219	(x)	117	(x)	(x)	(x)	49	(x)	(x)	(x)	53	(x)	(x)	(x)	(x)	12	345
All other apparel stores	168	12,797	163	(x)	(x)	(x)	4	(x)	(x)	(x)	1	(x)	(x)	(x)	(x)	55	2,679
Furniture, furnishings, appliance group	3,466	366,469	1,553	125,137	52,107	73,030	727	87,803	23,566	64,237	1,136	152,729	37,554	56,181	57,429	571	15,755
Furniture stores	1,524	192,030	626	62,535	22,353	40,220	414	51,963	10,345	41,621	457	77,486	17,011	25,[illegible]	32,[illegible]	63	4,[illegible]
Floor covering, drapery stores	340	22,356	200	16,768	5,557	11,211	44	304	305	564	16	5,[illegible]14	1,223	3,[illegible]74	41	13	427
Other home furnishing stores	222	15,927	146	5,101	2,236	2,865	23	10,101	2,132	7,969	3	735	104	151	470	143	1,116
Household appliance stores	1,224	121,303	425	35,030	17,441	17,589	197	22,303	10,227	1,166	602	63,880	17,254	23,715	22,911	91	3,451
Radio stores	256	14,353	156	6,456	4,522	1,934	14	2,467	555	1,912	56	5,430	1,256	1,650	1,917	171	3,[illegible]
Automotive group	3,402	969,883	1,875	472,497	316,637	155,860	246	41,628	23,888	17,740	1,281	455,728	226,[illegible]	100,183	[illegible],[illegible]	855	36,[illegible]
Motor vehicle (new and used) dealers	2,368	853,842	1,310	420,957	287,541	133,416	37	10,105	6,085	4,020	1,021	427,700	245,741	93,875	83,164	79	22,[illegible]
Motor vehicle (used) dealers	372	53,816	155	19,[illegible]71	14,668	4,603	145	23,712	12,039	11,673	71	10,833	5,313	1,329	4,192	56	1,[illegible]
Tire, battery, accessory dealers	543	53,726	335	26,580	10,982	15,598	56	6,253	5,[illegible]	1,573	151	20,[illegible]43	5,8[illegible]	11,[illegible]	2,705	115	[illegible]
All other automotive dealers	119	8,499	75	5,[illegible]	3,446	(v)	8	958	474	474	32	1,152	1,210	255	387	1	13[illegible]
Gasoline service stations	4,266	189,949	4,108	182,539	133,789	48,750	50	1,620	1,310	310	108	5,790	3,733	1,771	336	1,33[illegible]	34,[illegible]
Lumber, building, hardware group	3,143	501,876	2,855	409,675	118,586	291,089	51	28,240	17,607	11,233	237	63,361	20,757	33,091	9,513	200	15,[illegible]
Lumber yards, building materials dealers	990	269,970	966	(x)	(x)	(x)	3	(x)	(x)	(x)	21	(x)	(x)	(x)	(x)	17	[illegible]
Plumbing, paint, electrical stores	753	61,327	707	52,377	21,133	31,[illegible]38	...	...	...	...	46	8,[illegible]50	1,945	5,[illegible]07	1,[illegible]98	134	[illegible]
Hardware stores	1,204	134,166	1,061	83,034	47,434	35,600	45	17,[illegible]67	16,829	1,[illegible]343	76	23,460	10,343	10,[illegible]76	2,[illegible]357	47	[illegible]
Farm equipment dealers	196	36,413	121	(x)	(x)	(x)	1	(x)	(x)	(x)	74	(x)	(x)	(x)	(x)	1	1
Drug and proprietary stores	806	73,488	805	(x)	(x)	(x)	1	(x)	(x)	(x)	...	...	...	...	...	[illegible]	[illegible]
Other retail stores	6,463	744,491	5,590	(x)	(x)	(x)	427	(x)	(x)	(x)	446	(x)	(x)	(x)	[illegible]	[illegible]	[illegible]
Fuel, fuel oil, ice dealers	1,975	317,419	1,824	268,628	80,852	187,776	31	1,020	477	543	130	47,771	11,476	31,[illegible]81	4,414	159	[illegible]
Feed, farm, garden supply stores	904	184,340	894	(x)	(x)	(x)	2	(x)	(x)	(x)	8	(x)	(x)	(x)	[illegible]	2	1,[illegible]
Jewelry stores	796	70,338	390	29,[illegible]72	15,220	12,35[illegible]	[illegible]41	44,411	6,[illegible]758	[illegible],653	165	17,755	[illegible],187	[illegible],641	[illegible],430	[illegible]	[illegible]
Book, stationery stores	347	35,106	312	29,[illegible]113	13,104	16,015	16	3,131	156	[illegible],373	14	[illegible],856	312	1,[illegible]17	[illegible]42	[illegible]	[illegible]
Sporting goods stores, bicycle stores	203	13,531	189	12,942	8,793	4,149	10	300	180	120	4	[illegible]29	181	5[illegible]	29	[illegible]	1,[illegible]
Florists	620	21,250	620	21,250	9,302	11,948	...	...	...	...	...	...	...	...	...	[illegible]	1,[illegible]
Music stores	225	17,155	132	6,690	3,562	[illegible],528	31	3,[illegible]21	1,[illegible]659	[illegible],668	[illegible]	[illegible]147	[illegible]843	[illegible]1[illegible]	1,[illegible]	[illegible]	[illegible]
Optical goods stores	(1)	(1)	(1)	(1)	(1)	(1)	(1)	(1)	(1)	(1)	(1)	(1)	(1)	(1)	(1)	1	1
Camera, photographic supply stores	(1)	(1)	(1)	(1)	(1)	(1)	(1)	(1)	(1)	(1)	(1)	(1)	(1)	(1)	(1)	1	1
All other retail stores	1,232	72,220	1,093	64,157	40,106	24,051	100	4,205	3,[illegible]1	1,[illegible]34	34	3,[illegible]98	1,523	1,[illegible]54	[illegible]	[illegible]	[illegible]

See footnotes at end of table.

Table 11E.— ANALYSIS OF CASH AND CREDIT SALES AND BALANCES DUE—GEOGRAPHIC DIVISION, BY KIND OF BUSINESS 1948—Continued

MIDDLE ATLANTIC

[Data based on sample. See text for description of sample and other explanatory material.]

Kind of business	Total: Stores (Number)	Total: Sales, entire year (Thousand dollars)	Stores analyzing sales — Stores with cash sales only: Number	Stores with cash sales only: Sales, entire year (Thousand dollars)	Stores with credit sales — Total: Stores (Number)	Total: Sales, entire year (Thousand dollars)	Cash sales (Thousand dollars)	Charge account sales (Thousand dollars)	Installment sales (Thousand dollars)	Balances due from customers — On charge account sales: End of year (Thousand dollars)	On charge account sales: Beginning of year (Thousand dollars)	On installment sale: End of year (Thousand dollars)	On installment sale: Beginning of year (Thousand dollars)
Geographic division, total	[illegible]	[illegible]	[illegible]	[illegible]	[illegible]	13,253,1[illegible]	[illegible]	4,706,[illegible]	1,263,11[illegible]	[illegible]	[illegible]	376,[illegible]	[illegible]
Food group	[illegible]	[illegible]	45,[illegible]	[illegible]	[illegible]	1,154,064	96[illegible],475	730,414	4,165	65,[illegible]41	[illegible]	24[illegible]	[illegible]
Grocery stores, without fresh meat	37,510	1,235,141	37,112	1,012,047	6,398	223,102	161,191	61,304	607	5,741	4,45[illegible]	34	
Grocery stores, with fresh meat	[illegible]	[illegible],176	29,313	[illegible],414,154	10,857	758,022	486,078	271,014	930	27,683	[illegible],361	[illegible]94	[illegible]
Candy, nut, confectionery stores	14,2[illegible]	274,569	13,770	258,397	472	16,172	13,157	3,015	...	457	[illegible]53	...	...
Dairy products stores, milk dealers	[illegible]	644,589	[illegible],531	156,651	1,551	487,938	104,682	383,256	...	25,534	[illegible]	...	...
All other food stores	[illegible]	[illegible]	32,[illegible]	1,353,37[illegible]	3,217	268,830	195,377	70,825	[illegible]	5,8[illegible]7	4,[illegible]	[illegible]	[illegible]
Eating and drinking places	[illegible]	2,214,45[illegible]	[illegible]	2,182,[illegible]	590	132,19[illegible]	114,697	17,500	...	[illegible],37[illegible]	1,[illegible]	...	...
General stores	[illegible]	132,336	544	[illegible],441	1,017	79,365	36,698	45,681	[illegible],986	4,985	4,433	[illegible]	[illegible]
General merchandise group	[illegible]	3,[illegible]	8,42[illegible]	755,112	1,482	2,446,685	1,384,584	734,044	328,057	154,155	144,964	117,313	[illegible]
Department stores	366	2,305,927	19	17,863	347	2,288,064	1,227,910	691,237	308,917	142,198	134,257	[illegible]	[illegible]
Dry goods, general merchandise stores	[illegible]	325,001	5,235	197,059	768	127,442	68,430	41,941	17,571	5,665	5,438	[illegible]	[illegible]
Variety stores	[illegible]	577,8[illegible]	3,173	540,190	167	30,679	28,244	866	1,569	292	209	[illegible]	[illegible]
Apparel group	[illegible]	[illegible],361,7[illegible]	27,679	1,602,911	6,44[illegible]	1,252,798	722,910	448,446	81,442	91,429	84,837	[illegible]	[illegible]
Men's, boys' clothing, furnishings stores	6,368	626,564	5,322	315,682	1,546	310,882	215,57[illegible]	79,607	15,703	16,264	14,673	3,308	[illegible]
Family clothing stores	[illegible]	465,837	1,461	139,335	716	266,502	131,697	96,827	37,978	23,051	21,853	14,270	11,[illegible]
Women's ready-to-wear stores	8,324	882,423	6,326	414,418	2,058	468,925	256,122	196,315	16,488	39,498	36,661	4,443	[illegible]
Other apparel accessory, specialty stores	5,957	[illegible],873	5,651	191,386	249	16,487	10,413	5,923	(v)	1,034	1,047	(v)	(v)
Shoe stores	5,45[illegible]	423,753	4,871	346,645	579	77,058	64,141	11,230	687	2,288	2,015	284	[illegible]
Custom tailors	1,44[illegible]	45,723	1,136	24,216	363	21,507	6,840	14,413	204	2,077	1,3[illegible]	13	1[illegible]
Furriers, fur shops	[illegible]	82,[illegible]	342	13,49[illegible]	537	69,414	22,529	37,137	9,748	6,424	5,842	2,60[illegible]	3,7[illegible]
All other apparel stores	2,914	120,62[illegible]	2,570	98,6[illegible]	344	22,023	15,546	5,944	483	853	768	134	[illegible]
Furniture, furnishings, appliance group	19,7[illegible]	1,617,6[illegible]	9,621	387,345	9,097	1,230,256	460,621	321,554	448,081	58,368	49,679	156,493	1[illegible],[illegible]23
Furniture stores	5,029	683,401	1,774	103,753	3,255	579,648	159,113	133,955	286,550	31,456	27,629	126,076	47,033
Floor covering, drapery stores	2,506	156,45[illegible]	1,719	70,543	797	85,916	38,160	43,453	4,303	6,185	5,039	1,918	1,234
Other home furnishing stores	3,864	134,793	3,058	65,310	806	69,483	24,228	20,182	25,073	2,920	2,888	11,527	9,491
Household appliance stores	5,414	452,6[illegible]4	1,984	88,828	3,430	363,796	159,904	98,307	105,585	14,579	11,693	21,323	13,239
Radio stores	1,905	190,324	1,086	78,911	819	131,413	79,216	25,657	26,540	3,228	2,430	1,644	976
Automotive group	12,81[illegible]	[illegible]	4,[illegible]21	622,705	8,097	2,632,350	1,872,555	533,977	225,818	55,335	44,542	18,556	11,293
Motor vehicle (new and used) dealers	6,795	2,679,33[illegible]	1,057	321,103	5,738	2,358,229	1,730,649	453,634	173,946	43,778	34,551	10,179	6,204
Motor vehicle (used) dealers	2,487	402,213	1,799	282,304	688	119,909	74,507	9,534	35,868	1,229	1,047	4,034	2,537
Tire, battery, accessory dealers	1,880	187,317	1,466	59,714	1,414	127,603	54,774	61,339	11,490	9,330	8,314	3,230	1,958
All other automotive dealers	656	46,193	399	19,584	257	26,609	12,625	4,470	4,514	998	610	1,113	544
Gasoline service stations	27,676	950,156	18,332	512,457	9,364	437,699	322,287	113,869	1,543	14,982	11,650	253	12[illegible]
Lumber, building, hardware group	14,488	1,497,357	5,661	208,108	8,827	1,289,249	485,161	746,763	57,320	117,528	97,645	6,[illegible]45	4,866
Lumber yards, building materials dealers	3,272	718,436	568	48,984	2,704	669,452	155,501	503,039	10,912	78,840	64,713	1,932	1,553
Plumbing, paint, electrical stores	4,047	230,417	1,738	51,384	2,359	179,033	72,271	97,862	8,900	13,582	11,304	698	612
Hardware stores	5,302	398,788	3,116	93,748	2,792	305,040	177,867	96,974	30,199	16,403	14,826	2,096	1,600
Farm equipment dealers	1,211	149,716	239	13,942	972	135,724	79,522	48,893	7,309	8,653	6,802	1,519	1,101
Drug and proprietary stores	11,929	710,428	10,105	552,582	1,824	157,846	131,242	26,322	282	3,986	3,187	171	161
Other retail stores	52,633	3,287,418	39,016	1,456,739	13,617	1,830,679	732,814	988,441	109,424	141,022	132,529	47,728	46,619
Fuel, fuel oil, ice dealers	6,096	768,133	2,537	96,967	3,559	671,166	204,648	457,477	9,041	63,457	55,363	1,166	1,158
Feed, farm, garden supply stores	2,814	529,731	707	63,927	2,107	465,804	213,759	250,806	1,239	31,158	33,095	345	292
Jewelry stores	4,364	272,652	2,221	66,432	2,143	206,220	88,913	57,477	59,830	14,739	14,898	26,615	22,122
Book, stationery stores	2,072	162,944	1,236	35,079	836	127,865	37,010	73,921	16,934	9,771	9,796	13,435	10,811
Sporting goods stores, bicycle stores	1,727	76,681	1,349	38,327	378	38,354	22,767	14,403	684	2,153	1,991	251	194
Florists	3,614	88,333	2,271	35,125	1,343	53,208	22,324	30,884	...	5,000	4,376	...	...
Music stores	1,357	61,460	937	21,775	420	39,685	18,569	8,557	12,559	2,601	1,339	5,311	4,138
Optical goods stores	654	22,311	463	10,164	191	12,147	9,009	2,756	382	486	407	167	157
Camera, photographic supply stores	765	66,497	517	21,113	248	45,384	36,177	17,827	1,380	2,533	2,315	185	159
All other retail stores	24,170	1,238,676	26,778	1,067,830	2,392	170,846	89,638	73,833	7,375	9,124	8,349	2,053	1,588

See footnotes at end of table.

Table 11E.— ANALYSIS OF CASH AND CREDIT SALES AND BALANCES DUE—GEOGRAPHIC DIVISION BY KIND OF BUSINESS: 1948—Continued

MIDDLE ATLANTIC

[Data based on sample. See text for description of sample and other explanatory material.]

Kind of business	Stores analyzing sales—Continued															Stores not analyzing sales	
	Stores with credit sales		Stores whose credit sales are all charge account sales				Stores whose credit sales are all installment sales				Stores with both charge account and installment sales						
				Sales, entire year				Sales, entire year				Sales, entire year					
	Number	Sales, entire year (Thousand dollars)	Number	Total (Thousand dollars)	Cash sales (Thousand dollars)	Charge account sales (Thousand dollars)	Number	Total (Thousand dollars)	Cash sales (Thousand dollars)	Installment sales (Thousand dollars)	Number	Total	Cash sales (Thousand dollars)	Charge account sales (Thousand dollars)	Installment sales (Thousand dollars)	Number	Sales, entire year (Thousand dollars)
Geographic division, total	82,852	13,253,188	68,932	7,973,209	4,445,649	3,527,560	6,176	1,538,661	879,484	659,177	7,744	3,741,318	1,898,921	1,238,456	603,941	22,554	746,505
Food group	22,495	1,754,064	22,243	1,727,186	944,111	783,075	58	7,957	6,258	1,699	194	18,921	10,116	6,339	2,466	5,466	176,989
Grocery stores, without fresh meat	6,398	223,102	6,297	219,347	158,555	60,792	26	1,328	859	469	75	2,427	1,777	512	138	1,520	45,261
Grocery stores, with fresh meat	10,857	758,022	10,751	750,390	483,522	267,468	4	664	580	84	102	6,368	1,976	3,546	846	947	45,847
Candy, nut, confectionery stores	472	16,172	472	16,172	13,157	3,015	...	...	...	...	...	...	...	...	...	918	13,577
Dairy products stores, milk dealers	1,551	487,938	1,551	487,938	104,682	383,256	...	...	...	...	...	...	...	...	...	186	10,649
All other food stores	3,217	268,830	3,172	252,739	184,195	68,544	28	5,965	4,819	1,146	17	10,126	6,363	2,281	1,482	1,895	61,655
Eating and drinking places	590	132,197	590	132,197	114,697	17,500	...	...	...	...	...	...	...	...	...	6,862	180,098
General stores	1,017	89,365	885	(x)	(x)	(x)	2	(x)	(x)	(x)	130	(x)	(x)	(x)	(x)	71	2,996
General merchandise group	1,482	2,446,685	870	148,823	90,765	54,058	367	602,115	464,104	138,011	343	1,697,747	827,715	673,986	190,046	243	7,103
Department stores	347	2,288,064	58	65,691	40,916	24,775	59	558,421	435,719	122,702	230	1,663,952	811,275	666,462	186,215	...	...
Dry goods, general merchandise stores	468	127,942	661	74,822	46,317	28,505	197	21,215	7,182	14,033	110	31,905	14,931	13,436	3,538	176	5,015
Variety stores	167	30,679	151	6,310	5,532	778	13	22,479	21,203	1,276	3	1,890	1,509	88	293	67	2,088
Apparel group	6,442	1,252,798	5,245	906,795	517,972	388,823	807	139,234	86,316	52,918	390	206,769	118,622	59,623	28,524	1,524	51,325
Men's, boys' clothing, furnishings stores	1,546	310,882	1,275	232,628	154,033	78,615	177	50,392	37,750	12,642	94	27,842	18,739	5,992	3,061	186	8,906
Family clothing stores	716	266,502	315	148,397	65,786	82,611	352	59,628	28,093	27,535	49	62,477	37,818	14,216	10,443	48	2,267
Women's ready-to-wear stores	2,056	468,926	1,783	351,675	148,766	162,909	154	24,527	16,409	8,118	121	92,723	50,047	33,466	8,370	399	19,658
Other apparel accessory, specialty stores	209	16,487	280	(x)	(x)	(x)	17	(x)	(x)	(x)	2	(x)	(x)	(x)	(x)	356	7,427
Shoe stores	574	77,058	565	(x)	(x)	(x)	10	(x)	(x)	(x)	4	(x)	(x)	(x)	(x)	239	9,533
Custom tailors	363	21,507	360	(x)	(x)	(x)	1	(x)	(x)	(x)	2	(x)	(x)	(x)	(x)	44	1,146
Furriers, fur shops	537	69,414	380	44,582	12,225	32,357	61	5,913	2,331	3,582	96	18,919	7,973	4,780	6,166	55	1,619
All other apparel stores	344	22,023	287	19,547	13,591	5,956	35	856	574	282	22	1,620	1,381	38	201	197	2,769
Furniture, furnishings, appliance group	9,097	1,230,256	4,144	441,405	207,187	234,218	2,787	423,553	122,607	300,946	2,166	385,298	130,827	107,336	147,135	877	30,435
Furniture stores	3,255	579,648	1,097	128,195	52,120	76,075	1,343	260,562	55,639	204,923	815	190,891	51,354	57,880	81,657	149	8,716
Floor covering, drapery stores	787	85,916	648	73,190	32,150	41,040	90	5,736	2,838	2,898	49	6,990	3,172	2,413	1,405	171	4,735
Other home furnishing stores	806	69,483	618	36,533	17,096	19,437	160	29,955	8,641	21,314	28	2,995	491	745	1,759	320	5,580
Household appliance stores	3,430	363,796	1,424	131,985	71,831	60,154	978	102,006	45,115	56,891	1,028	149,505	42,958	38,153	68,394	125	5,660
Radio stores	819	131,413	357	51,502	33,990	17,512	216	25,294	12,374	12,920	246	34,917	32,852	8,145	13,620	113	5,704
Automotive group	3,007	2,632,350	4,723	1,413,493	1,090,516	322,977	827	156,757	102,762	53,995	2,547	1,056,100	679,207	205,100	171,823	617	78,525
Motor vehicle (new and used) dealers	1,738	2,358,229	3,607	1,310,057	1,031,455	278,602	221	67,731	47,756	18,175	1,910	980,241	649,433	175,032	155,771	160	47,655
Motor vehicle (used) dealers	688	119,909	268	36,350	29,104	7,846	327	65,374	35,893	30,081	93	16,935	9,510	1,638	5,787	147	18,270
Tire, battery, accessory dealers	1,414	127,603	706	58,744	24,158	33,986	219	16,777	13,369	3,408	423	54,752	17,247	27,453	10,052	226	8,788
All other automotive dealers	257	26,609	142	14,442	5,799	8,643	60	6,675	3,744	2,931	55	6,092	3,082	827	2,183	88	3,213
Gasoline service stations	9,364	437,639	9,074	419,613	309,444	110,169	57	2,388	1,912	476	233	15,638	10,931	3,706	1,067	3,324	90,247
Lumber, building, hardware group	8,327	1,289,243	7,774	1,058,709	383,813	674,896	224	83,678	43,103	34,575	839	146,862	58,165	71,954	22,743	541	36,452
Lumber yards, building materials dealers	2,704	664,452	2,567	620,290	143,393	476,897	61	9,132	4,131	5,001	136	40,030	7,977	26,142	5,911	90	12,733
Plumbing, paint, electrical stores	2,359	179,033	2,116	(x)	(x)	(x)	39	(x)	(x)	(x)	264	(x)	(x)	(x)	(x)	246	8,758
Hardware stores	2,742	305,243	2,422	193,390	114,347	79,043	107	68,444	43,434	25,010	263	43,206	20,086	17,931	5,189	174	6,942
Farm equipment dealers	472	135,724	729	(x)	(x)	(x)	7	(x)	(x)	(x)	236	(x)	(x)	(x)	(x)	31	2,583
Drug and proprietary stores	1,824	157,846	1,771	146,652	121,188	25,464	42	8,703	6,432	271	12	2,491	1,622	858	11	234	11,516
Other retail stores	13,617	1,830,679	11,613	(x)	(x)	(x)	1,114	(x)	(x)	(x)	840	(x)	(x)	(x)	(x)	2,790	86,257
Fuel, fuel oil, ice dealers	3,559	671,166	3,258	602,119	182,546	419,573	34	3,764	2,195	1,569	267	65,343	19,907	37,904	7,532	284	14,962
Feed, farm, garden supply stores	2,107	465,804	2,064	454,774	208,953	246,021	3	582	370	212	40	10,248	4,436	4,785	1,027	91	10,561
Jewelry stores	2,143	206,220	1,189	106,741	54,697	52,044	707	77,777	23,713	54,064	247	21,502	10,503	5,233	5,766	173	4,715
Book, stationery stores	836	127,865	774	90,480	29,705	60,775	42	9,375	134	9,241	20	28,010	7,171	13,146	7,693	118	3,442
Sporting goods stores, bicycle stores	378	38,354	340	32,691	18,916	13,775	37	3,350	2,932	418	11	2,313	919	1,128	266	90	1,324
Florists	1,343	53,208	1,343	53,208	22,324	30,884	...	...	...	...	...	...	...	...	...	143	3,103
Music stores	420	39,685	186	11,000	6,868	4,132	108	9,582	5,225	4,357	126	19,103	6,476	4,425	8,202	93	1,384
Optical goods stores	191	12,147	171	11,325	3,582	7,743	17	757	376	381	3	65	51	13	1	36	616
Camera, photographic supply stores	249	45,384	191	(x)	(x)	(x)	2	(x)	(x)	(x)	55	(x)	(x)	(x)	(x)	15	614
All other retail stores	2,392	170,846	2,097	155,396	84,295	71,101	174	7,933	2,964	5,869	121	7,517	3,279	2,732	1,506	1,777	41,725

See footnotes at end of table.

Table 11E.— ANALYSIS OF CASH AND CREDIT SALES AND BALANCES DUE—GEOGRAPHIC DIVISION, BY KIND OF BUSINESS: 1948—Continued

EAST NORTH CENTRAL

[Data based on sample. See text for description of sample and other explanatory material.]

Kind of business	Stores analyzing sales: Total: Stores (Number)	Total: Sales, entire year (Thousand dollars)	Stores with cash sales only: Number	Stores with cash sales only: Sales, entire year (Thousand dollars)	Stores with credit sales: Total: Stores (Number)	Stores with credit sales: Total: Sales, entire year (Thousand dollars)	Stores with credit sales: Cash sales (Thousand dollars)	Stores with credit sales: Charge account sales (Thousand dollars)	Stores with credit sales: Installment sales (Thousand dollars)	Balances due from customers: On charge account sales: End of year (Thousand dollars)	Balances due from customers: On charge account sales: Beginning of year (Thousand dollars)	Balances due from customers: On installment sales: End of year (Thousand dollars)	Balances due from customers: On installment sales: Beginning of year (Thousand dollars)
Geographic division, total	327,144	28,348,734	228,516	12,241,455	98,628	16,155,279	9,569,969	5,103,090	1,482,220	731,527	636,437	374,423	284,873
Food group	86,367	6,944,762	63,476	4,501,320	22,391	2,043,442	1,355,665	681,104	6,673	58,372	50,643	1,961	1,653
Grocery stores, without fresh meat	16,061	596,094	13,151	474,876	2,910	121,218	92,208	28,674	336	3,163	2,967	60	39
Grocery stores, with fresh meat	46,632	4,563,909	29,839	3,188,042	16,793	1,375,867	1,000,955	373,886	1,026	32,635	27,957	197	135
Candy, nut, confectionery stores	6,038	163,087	5,903	150,068	135	13,019	11,033	1,986	...	450	352	...	...
Dairy products stores, milk dealers	2,951	483,718	1,835	110,571	1,116	373,147	130,841	242,306	...	19,131	14,597	...	...
All other food stores	14,685	737,954	13,248	577,763	1,437	160,191	120,628	34,252	5,311	2,993	2,770	1,704	1,489
Eating and drinking places	72,211	7,415,650	70,322	2,347,847	889	67,803	58,149	9,654	...	845	901	...	...
General stores	2,136	144,178	920	39,460	1,216	124,718	75,861	27,964	893	3,696	3,260	218	124
General merchandise group	7,976	3,911,193	6,164	891,672	1,812	3,019,521	1,828,465	753,995	437,061	143,732	132,474	132,764	109,492
Department stores	620	2,950,666	64	123,921	556	2,826,745	1,693,794	711,377	421,574	135,495	125,370	127,458	105,784
Dry goods, general merchandise stores	3,628	431,355	2,516	251,905	1,112	179,450	122,431	42,001	15,018	8,148	6,994	5,096	4,230
Variety stores	3,728	529,172	3,584	515,846	144	13,326	12,240	617	469	89	110	210	78
Apparel group	21,728	2,011,031	15,818	947,671	5,910	1,063,360	618,457	359,789	85,114	72,723	65,976	23,464	23,223
Men's, boys' clothing, furnishings stores	4,724	482,648	3,114	219,367	1,610	263,281	175,208	80,895	7,178	16,002	13,498	1,641	1,317
Family clothing stores	1,897	315,752	1,175	105,344	722	210,408	102,195	63,568	44,645	14,780	13,684	16,974	14,176
Women's ready-to-wear stores	5,171	655,944	3,282	233,460	1,889	422,484	234,374	163,438	24,672	33,777	30,856	4,395	5,259
Other apparel accessory, specialty stores	2,597	89,639	2,360	74,765	237	14,874	10,444	4,067	363	440	430	46	38
Shoe stores	4,482	333,222	3,741	250,892	741	82,330	68,531	13,636	163	2,003	1,810	13	10
Custom tailors	992	36,941	795	20,290	196	16,651	7,246	9,141	264	941	920	55	52
Furriers, fur shops	558	51,769	220	9,597	338	42,172	11,992	22,497	7,683	4,394	4,245	2,211	2,251
All other apparel stores	1,308	45,116	1,131	33,956	177	11,160	8,467	2,547	146	386	333	74	61
Furniture, furnishings, appliance group	15,595	1,347,364	5,872	201,202	9,723	1,146,162	419,209	327,849	399,104	60,466	50,145	119,860	88,521
Furniture stores	4,825	643,821	1,069	48,246	3,756	595,575	179,361	151,539	264,655	34,413	29,167	88,480	69,421
Floor covering, drapery stores	1,427	123,047	693	35,402	734	87,645	28,987	51,172	7,486	6,273	4,951	1,671	1,191
Other home furnishing stores	1,780	75,615	1,311	30,512	469	45,103	17,331	10,998	16,774	1,339	1,206	5,205	4,206
Household appliance stores	6,233	439,412	1,954	63,228	4,279	376,184	168,410	104,338	103,436	16,900	13,740	23,113	13,539
Radio stores	1,330	65,469	845	23,814	485	41,655	25,100	9,802	6,753	1,541	1,081	815	565
Automotive group	17,400	4,491,542	5,715	655,838	11,685	3,835,704	2,751,655	736,702	347,347	73,718	59,724	31,842	19,131
Motor vehicle (new and used) dealers	9,421	3,624,764	1,332	269,556	8,089	3,355,208	2,490,276	628,074	236,858	60,467	48,226	17,279	10,347
Motor vehicle (used) dealers	3,287	523,713	2,302	304,488	985	219,225	130,841	17,984	70,400	1,448	910	4,738	2,481
Tire, battery, accessory dealers	3,519	251,176	1,345	41,623	2,174	209,553	101,555	80,951	27,047	10,828	9,815	8,138	1,159
All other automotive dealers	1,173	91,889	736	40,171	437	51,718	28,983	9,693	13,042	975	773	1,689	1,144
Gasoline service stations	33,023	1,419,375	20,539	723,291	12,484	696,084	527,615	165,817	2,652	21,456	16,330	287	155
Lumber, building, hardware group	22,563	2,545,199	6,775	278,690	15,788	2,266,509	926,408	1,254,516	85,585	185,082	155,436	13,737	10,656
Lumber yards, building materials dealers	5,337	1,162,920	534	42,382	4,803	1,120,538	255,904	848,537	16,097	126,714	107,238	2,682	2,199
Plumbing, paint, electrical stores	5,103	289,263	2,067	56,413	3,036	232,850	86,111	133,500	13,239	18,588	16,897	1,025	1,056
Hardware stores	7,903	575,633	3,386	118,565	4,517	457,068	293,764	121,926	41,378	20,944	17,638	6,913	5,377
Farm equipment dealers	4,220	517,383	788	61,330	3,432	456,053	290,629	150,553	14,871	18,836	13,663	3,117	2,024
Drug and proprietary stores	10,620	892,982	8,839	728,039	1,781	164,943	141,833	23,034	76	3,127	2,842	26	1
Other retail stores	38,575	2,673,458	23,626	926,425	14,949	1,747,033	866,652	762,666	117,715	108,260	99,786	48,324	37,553
Fuel, fuel oil, ice dealers	5,166	603,816	1,475	66,356	3,691	537,460	204,471	327,449	5,540	44,316	41,900	1,047	814
Feed, farm, garden supply stores	4,194	639,394	1,351	94,649	2,843	544,745	336,779	206,803	1,163	22,346	19,307	287	195
Jewelry stores	4,244	264,569	1,913	45,818	2,331	218,751	107,384	51,593	59,774	15,633	14,959	25,109	18,797
Book, stationery stores	1,164	109,565	470	13,014	694	96,551	31,662	43,974	20,915	6,148	6,136	12,819	11,040
Sporting goods stores, bicycle stores	1,811	76,567	1,242	30,177	569	46,390	29,645	15,562	1,183	2,261	2,119	268	125
Florists	2,885	80,674	1,465	25,572	1,420	55,102	27,385	27,717	...	4,568	3,865	...	...
Music stores	1,346	77,706	798	23,594	548	54,112	20,167	12,228	21,717	1,941	2,058	7,129	5,246
Optical goods stores	(1)	(1)	(1)	(1)	(1)	(1)	(1)	(1)	(1)	(1)	(1)	(1)	(1)
Camera, photographic supply stores	601	43,639	329	12,244	272	31,395	19,929	10,307	1,159	1,350	1,010	227	195
All other retail stores	16,890	766,921	14,433	611,317	2,457	155,604	84,600	64,794	6,210	9,338	8,152	1,424	1,129

See footnotes at end of table.

Table 11E.— ANALYSIS OF CASH AND CREDIT SALES AND BALANCES DUE—GEOGRAPHIC DIVISION BY KIND OF BUSINESS: 1948—Continued

EAST NORTH CENTRAL

[Data based on sample. See text for description of sample and other explanatory material.]

Kind of business	Stores analyzing sales—Continued														Stores not analyzing sales	
	Stores with credit sales		Stores whose credit sales are all charge account sales				Stores whose credit sales are all installment sales				Stores with both charge account and installment sales					
				Sales, entire year				Sales, entire year				Sales, entire year				
	Number	Sales, entire year (Thousand dollars)	Number	Total (Thousand dollars)	Cash sales (Thousand dollars)	Charge account sales (Thousand dollars)	Number	Total (Thousand dollars)	Cash sales (Thousand dollars)	Installment sales (Thousand dollars)	Number	Total	Cash sales (Thousand dollars)	Charge account sales (Thousand dollars)	Installment sales (Thousand dollars)	Number	Sales, entire year (Thousand dollars)
Geographic division, total	98,628	16,155,279	80,656	9,568,361	5,886,063	3,682,298	5,597	1,438,016	814,002	624,014	12,375	5,148,902	2,869,904	1,420,792	858,206	23,029	927,283
Food group	22,391	2,043,442	22,063	1,991,334	1,320,194	671,140	78	16,925	13,589	3,336	250	35,183	21,882	9,964	3,337	5,210	208,060
Grocery stores, without fresh meat	2,910	121,212	2,821	117,142	49,219	67,923	11	425	387	38	55	3,651	2,602	751	298	1,139	28,629
Grocery stores, with fresh meat	16,793	1,375,867	16,585	1,358,915	990,057	368,858	38	2,871	2,579	292	170	14,081	8,319	5,028	734	2,360	118,011
Candy, nut, confectionery stores	135	13,019	135	13,019	11,033	1,986	...	...	...	...	...	...	...	...	...	600	10,464
Dairy products stores, milk dealers	1,116	373,147	1,116	373,147	130,841	242,306	...	...	...	...	...	...	...	...	...	162	15,628
All other food stores	1,437	160,191	1,383	129,111	99,044	30,067	29	13,629	10,623	3,006	25	17,451	10,961	4,185	2,305	949	35,328
Eating and drinking places	889	67,803	889	67,803	58,149	9,654	...	...	...	...	...	...	...	...	...	6,591	165,453
General stores	1,216	104,718	1,127	80,306	57,583	22,723	4	538	490	48	85	23,874	17,788	5,241	845	78	3,201
General merchandise group	1,812	3,019,521	1,063	221,779	147,723	74,056	238	580,313	435,025	145,288	511	2,217,429	1,245,717	679,939	291,773	323	11,520
Department stores	556	2,826,745	77	96,774	57,367	39,407	95	548,067	415,298	132,769	384	2,181,904	1,221,129	671,970	288,805	3	3,712
Dry goods, general merchandise stores	1,112	179,450	852	119,715	85,620	34,095	138	24,656	12,586	12,070	122	35,079	24,225	7,906	2,948	193	5,225
Variety stores	144	13,326	134	5,290	4,736	554	5	7,590	7,141	449	5	446	363	63	20	127	2,583
Apparel group	5,910	1,063,360	5,022	783,016	478,750	304,266	499	99,036	47,720	51,316	389	181,308	91,987	55,523	33,798	722	38,173
Men's, boys' clothing, furnishings stores	1,610	263,281	1,512	231,576	155,303	76,273	59	15,240	10,797	4,443	39	16,465	9,108	4,622	2,735	108	5,332
Family clothing stores	722	210,408	419	110,596	64,715	45,881	252	42,007	9,234	32,773	51	57,805	28,246	17,687	11,872	33	3,081
Women's ready-to-wear stores	1,889	422,484	1,576	297,201	163,671	133,530	107	31,201	22,477	8,724	206	94,082	48,226	29,908	15,948	259	14,299
Other apparel accessory, specialty stores	237	14,874	215	12,606	8,539	4,067	22	2,268	1,905	363	...	...	...	...	...	101	1,137
Shoe stores	741	82,330	724	79,473	66,013	13,460	9	854	795	59	8	2,303	1,723	176	104	99	4,256
Custom tailors	196	16,651	187	15,298	6,200	9,098	6	963	824	139	3	390	222	43	125	34	879
Furriers, fur shops	338	42,172	223	26,347	6,688	19,659	37	6,092	1,300	4,792	78	9,733	4,004	2,838	2,891	23	7,846
All other apparel stores	177	11,160	166	9,919	7,621	2,298	7	411	388	23	4	830	458	249	123	65	1,343
Furniture, furnishings, appliance group	9,723	1,146,162	4,168	363,053	169,825	193,228	2,095	319,180	96,081	223,099	3,460	463,929	153,303	134,621	176,005	981	38,715
Furniture stores	3,756	595,595	1,333	136,299	56,895	79,404	1,016	205,615	45,200	160,415	1,407	253,661	77,286	72,135	104,240	223	12,394
Floor covering, drapery stores	734	87,645	577	66,817	22,985	43,832	74	5,672	1,632	4,040	83	15,156	4,370	7,340	3,446	111	6,287
Other home furnishing stores	469	45,103	383	20,392	9,663	10,729	76	22,914	6,695	16,219	10	1,797	973	269	555	125	1,910
Household appliance stores	4,279	376,184	1,612	118,454	66,669	51,785	832	77,221	38,386	38,835	1,835	180,509	63,355	52,553	64,601	252	11,645
Radio stores	485	41,655	263	21,091	13,613	7,478	97	7,758	4,168	3,590	125	12,806	7,319	2,324	3,163	270	6,479
Automotive group	11,685	3,835,704	6,767	2,011,014	1,579,514	431,500	1,144	203,916	114,465	89,451	3,774	1,620,774	1,057,676	305,202	257,896	994	109,349
Motor vehicle (new and used) dealers	8,089	3,355,208	5,128	1,844,554	1,471,613	372,941	153	46,372	29,502	16,870	2,808	1,464,282	989,161	255,133	219,988	270	65,416
Motor vehicle (used) dealers	985	219,225	285	63,427	50,087	13,340	573	110,835	56,852	53,983	127	44,963	23,902	4,644	16,417	198	25,653
Tire, battery, accessory dealers	2,174	209,553	1,117	79,410	42,430	36,980	309	30,002	21,079	8,923	748	100,141	38,646	43,971	18,124	435	15,744
All other automotive dealers	437	51,718	237	23,623	15,384	8,239	109	16,707	7,032	9,675	91	11,388	6,567	1,454	3,367	91	3,036
Gasoline service stations	12,484	696,084	11,850	628,388	475,155	153,233	21	552	502	50	613	67,144	51,958	12,584	2,602	3,967	128,378
Lumber, building, hardware group	15,788	2,266,509	13,205	1,788,745	695,337	1,093,408	395	101,988	67,372	34,616	2,188	375,776	163,699	161,108	50,969	1,005	58,764
Lumber yards, building materials dealers	4,803	1,120,538	4,490	1,029,396	234,261	795,135	46	11,547	4,351	7,196	267	79,595	17,292	53,402	8,901	151	14,503
Plumbing, paint, electrical stores	3,036	232,850	2,537	182,044	75,250	106,794	41	3,274	1,596	1,678	458	47,532	9,265	26,706	11,561	301	10,049
Hardware stores	4,517	457,068	3,522	260,649	173,581	87,068	280	85,125	59,967	25,158	715	111,294	60,216	34,858	16,220	333	12,680
Farm equipment dealers	3,432	456,053	2,656	316,656	212,245	104,411	28	2,042	1,458	584	748	137,355	76,926	46,142	14,287	220	19,532
Drug and proprietary stores	1,781	164,943	1,756	(x)	(x)	(x)	1	(x)	(x)	(x)	24	(x)	(x)	(x)	(x)	356	21,089
Other retail stores	14,949	1,747,033	12,746	(x)	(x)	(x)	1,122	(x)	(x)	(x)	1,081	(x)	(x)	(x)	(x)	2,802	146,181
Fuel, fuel oil, ice dealers	3,691	537,460	3,458	491,601	189,209	302,392	51	5,744	2,719	3,025	182	40,115	12,543	25,057	2,515	256	24,540
Feed, farm, garden supply stores	2,843	544,745	2,753	524,852	324,047	200,805	21	1,450	1,234	216	69	18,443	11,498	5,998	947	414	73,002
Jewelry stores	2,331	218,751	1,483	114,693	70,110	44,583	591	74,398	24,423	49,975	257	29,660	12,851	7,010	9,799	258	7,414
Book, stationery stores	694	96,551	605	67,759	28,144	39,615	40	12,459	909	11,550	49	16,333	2,609	4,359	9,365	33	1,804
Sporting goods stores, bicycle stores	569	46,390	462	38,103	23,460	14,643	51	1,037	597	440	56	7,250	5,588	919	743	176	3,142
Florists	1,420	55,102	1,420	55,102	27,385	27,717	...	...	...	...	...	...	...	...	...	149	2,394
Music stores	548	54,112	247	12,822	7,385	5,437	104	9,793	3,041	6,752	197	31,497	9,741	6,791	14,965	43	1,112
Optical goods stores	(1)	(1)	(1)	(1)	(1)	(1)	(1)	(1)	(1)	(1)	(1)	(1)	(1)	(1)	(1)	(1)	(1)
Camera, photographic supply stores	272	31,395	203	22,789	14,208	8,581	10	400	360	40	59	8,206	5,361	1,726	1,119	38	1,387
All other retail stores	2,457	155,604	2,003	135,173	74,979	60,194	244	9,942	5,166	4,776	210	10,489	4,455	4,600	1,434	1,422	31,009

See footnotes at end of table.

Table 11E.— ANALYSIS OF CASH AND CREDIT SALES AND BALANCES DUE—GEOGRAPHIC DIVISION, BY KIND OF BUSINESS: 1948—Continued

WEST NORTH CENTRAL

[Data based on sample. See text for description of sample and other explanatory material.]

Kind of business	Total: Stores (Number)	Total: Sales, entire year (Thousand dollars)	Stores analyzing sales — Stores with cash sales only: Number	Stores with cash sales only: Sales, entire year (Thousand dollars)	Stores with credit sales — Total: Stores (Number)	Stores with credit sales — Total: Sales, entire year (Thousand dollars)	Cash sales (Thousand dollars)	Charge account sales (Thousand dollars)	Installment sales (Thousand dollars)	Balances due from customers — On charge account sales: End of year (Thousand dollars)	On charge account sales: Beginning of year (Thousand dollars)	On installment sale: End of year (Thousand dollars)	On installment sale: Beginning of year (Thousand dollars)
Geographic division, total	[illegible]	12,951,139	98,943	4,673,303	66,627	8,277,836	5,161,244	2,584,942	531,650	378,327	[illegible]	[illegible]	[illegible]
Food group	[illegible]	[illegible]	21,471	1,406,377	14,577	1,140,946	786,595	352,041	2,316	35,926	[illegible]	[illegible]	[illegible]
Grocery stores, without fresh meat	7,313	[illegible]	4,874	156,233	2,939	106,859	77,801	28,955	103	3,794	[illegible]	23	3
Grocery stores, with fresh meat	[illegible]	1,957,411	11,095	1,085,846	10,575	871,565	613,469	257,711	385	26,066	21,946	[illegible]	84
Candy, nut, confectionery stores	1,679	27,678	1,611	23,792	68	3,886	2,794	1,092	...	217	[illegible]	...	...
Dairy products stores, milk dealers	978	125,390	649	26,822	329	98,568	48,810	49,758	...	4,611	4,113	...	...
All other food stores	3,838	173,752	3,172	113,684	666	60,068	43,721	14,525	1,822	1,232	971	[illegible]	[illegible]
Eating and drinking places	31,175	[illegible]	29,953	824,569	1,222	46,276	40,322	5,954	...	692	[illegible]	...	...
General stores	[illegible]	146,018	842	41,292	1,365	104,726	79,590	24,345	791	3,702	3,473	[illegible]	[illegible]
General merchandise group	[illegible]	1,573,521	3,819	465,461	1,275	1,108,060	708,391	261,471	138,198	46,990	42,853	[illegible]	[illegible]
Department stores	278	1,006,685	19	29,618	259	977,067	613,245	233,470	130,352	42,050	38,469	[illegible]	[illegible]
Dry goods, general merchandise stores	2,703	366,018	1,810	242,235	893	123,783	88,720	27,440	7,623	4,833	4,301	2,152	1,718
Variety stores	2,113	200,818	1,990	193,608	123	7,210	6,426	561	223	107	83	[illegible]	[illegible]
Apparel group	8,723	760,075	5,750	300,729	2,973	459,346	273,560	168,981	16,805	32,347	[illegible]	4,139	[illegible]
Men's, boys' clothing, furnishings stores	[illegible]	186,021	1,252	81,135	791	104,886	71,277	32,282	1,327	6,007	5,139	270	[illegible]
Family clothing stores	[illegible]	164,374	662	51,929	382	112,945	61,538	44,001	7,406	9,063	[illegible]	2,175	[illegible]
Women's ready-to-wear stores	[illegible]	256,963	1,405	73,049	1,032	183,914	104,016	76,011	3,887	14,435	13,130	836	[illegible]
Other apparel accessory, specialty stores	598	16,309	492	12,118	106	4,191	2,790	1,401	...	168	141	...	...
Shoe stores	1,720	[illegible]	1,398	71,694	322	30,355	24,464	5,677	214	674	602	22	22
Custom tailors	(1)	(1)	(1)	(1)	(1)	(1)	(1)	(1)	(1)	(1)	(1)	(1)	(1)
Furriers, fur shops	165	17,276	16	984	149	16,292	6,189	6,144	3,959	1,593	1,761	[illegible]	[illegible]
All other apparel stores	(1)	(1)	(1)	(1)	(1)	(1)	(1)	(1)	(1)	(1)	(1)	(1)	(1)
Furniture, furnishings, appliance group	8,010	614,784	2,663	87,520	5,347	527,264	224,334	162,347	140,583	35,761	28,856	43,338	[illegible]
Furniture stores	2,632	311,141	668	28,330	1,964	282,811	107,178	85,329	90,304	23,307	18,649	[illegible]	23,813
Floor covering, drapery stores	355	28,065	125	4,290	230	23,775	7,745	14,349	1,681	2,183	1,827	[illegible]	[illegible]
Other home furnishing stores	486	27,976	314	8,413	172	19,563	6,254	5,915	7,394	582	440	1,224	[illegible]
Household appliance stores	4,074	234,060	1,319	43,707	2,755	190,353	96,598	53,598	40,157	9,073	7,511	9,991	[illegible]
Radio stores	(1)	(1)	(1)	(1)	(1)	(1)	(1)	(1)	(1)	(1)	(1)	(1)	(1)
Automotive group	11,042	2,208,535	3,398	291,151	7,644	1,917,384	1,350,855	414,377	152,152	45,204	36,159	22,208	12,909
Motor vehicle (new and used) dealers	6,307	1,806,957	923	124,141	5,384	1,682,816	1,216,336	355,617	110,863	37,327	29,667	14,474	8,364
Motor vehicle (used) dealers	1,682	218,459	1,094	125,372	588	93,087	63,266	7,664	22,157	1,219	891	2,603	1,677
Tire, battery, accessory dealers	2,636	146,834	1,104	29,234	1,532	117,600	58,476	46,670	12,454	6,207	5,100	[illegible]	2,373
All other automotive dealers	417	36,285	277	12,404	140	23,881	12,777	4,426	6,678	451	501	1,095	495
Gasoline service stations	20,527	759,914	11,303	328,568	9,224	431,346	305,110	125,002	1,234	16,432	12,413	195	116
Lumber, building, hardware group	19,068	1,936,412	4,981	271,836	14,087	1,664,576	862,946	759,466	42,164	118,104	90,058	9,170	6,781
Lumber yards, building materials dealers	4,831	690,124	470	42,755	4,361	647,369	171,366	471,606	4,397	74,312	57,242	1,050	891
Plumbing, paint, electrical stores	2,651	145,161	965	28,638	1,686	116,523	41,213	71,388	3,922	9,295	7,172	268	324
Hardware stores	5,966	371,754	2,174	77,668	3,792	294,086	203,773	72,522	17,791	14,950	11,988	4,375	3,495
Farm equipment dealers	5,620	729,373	1,372	122,775	4,248	606,598	446,594	143,950	16,054	19,547	13,656	3,477	[illegible]
Drug and proprietary stores	5,967	401,759	3,900	246,909	2,067	154,850	133,756	21,038	56	3,608	2,999	13	13
Other retail stores	17,779	1,131,953	10,933	408,891	6,846	723,062	395,785	289,920	37,357	39,567	36,139	15,195	11,753
Fuel, fuel oil, ice dealers	1,861	158,465	632	18,955	1,229	139,510	51,635	85,645	2,230	13,241	12,524	477	431
Feed, farm, garden supply stores	3,217	394,042	1,236	77,947	1,981	316,095	212,361	103,000	734	9,200	8,175	63	63
Jewelry stores	2,193	102,745	1,190	25,489	1,003	77,256	42,607	18,973	15,676	5,083	4,518	6,030	4,773
Book, stationery stores	477	42,430	250	5,519	227	36,911	11,780	20,135	4,996	3,036	2,689	4,010	3,178
Sporting goods stores, bicycle stores	664	28,164	417	8,307	247	19,857	12,109	7,644	104	1,209	959	10	6
Florists	822	31,169	346	7,461	476	23,708	10,507	13,201	...	2,288	2,558	...	...
Music stores	509	39,888	173	6,448	336	33,440	13,893	9,251	10,296	1,447	1,201	3,996	2,696
Optical goods stores	(1)	(1)	(1)	(1)	(1)	(1)	(1)	(1)	(1)	(1)	(1)	(1)	(1)
Camera, photographic supply stores	(1)	(1)	(1)	(1)	(1)	(1)	(1)	(1)	(1)	(1)	(1)	(1)	(1)
All other retail stores	7,768	319,403	6,576	254,716	1,192	64,687	3,320	28,147	3,220	3,489	2,989	578	578

See footnotes at end of table.

Table 11E.— ANALYSIS OF CASH AND CREDIT SALES AND BALANCES DUE—GEOGRAPHIC DIVISION BY KIND OF BUSINESS: 1948—Continued

WEST NORTH CENTRAL

[Data based on sample See text for description of sample and other explanatory material.]

Kind of business	Stores analyzing sales—Continued														Stores not analyzing sales	
	Stores with credit sales		Stores whose credit sales are all charge account sales				Stores whose credit sales are all installment sales				Stores with both charge account and installment sales					
				Sales, entire year				Sales, entire year				Sales, entire year				
	Number	Sales, entire year (Thousand dollars)	Number	Total (Thousand dollars)	Cash sales (Thousand dollars)	Charge account sales (Thousand dollars)	Number	Total (Thousand dollars)	Cash sales (Thousand dollars)	Installment sales (Thousand dollars)	Number	Total	Cash sales (Thousand dollars)	Charge account sales (Thousand dollars)	Installment sales (Thousand dollars)	Number	Sales, entire year (Thousand dollars)
Geographic division, total	66,627	8,277,836	56,148	5,309,391	3,402,554	1,906,837	2,193	511,149	339,354	171,795	8,286	2,457,296	1,419,336	678,105	359,855	13,637	480,852
Food group	14,577	1,140,946	14,486	1,124,506	775,771	348,735	33	4,079	3,093	986	58	12,361	7,731	3,306	1,324	2,341	86,302
Grocery stores, without fresh meat	2,939	106,859	2,932	(x)	(x)	(x)	2	(x)	(x)	(x)	5	(x)	(x)	(x)	(x)	759	19,107
Grocery stores, with fresh meat	10,575	871,565	10,521	867,371	610,805	256,566	26	1,541	1,245	296	28	2,653	1,419	1,145	89	1,014	49,044
Candy, nut, confectionery stores	68	3,886	68	3,886	2,794	1,092	...	...	...	...	...	...	...	...	...	167	2,612
Dairy products stores, milk dealers	329	98,568	329	98,568	48,810	49,758	...	...	...	...	...	...	...	...	...	89	4,370
All other food stores	666	60,068	636	(x)	(x)	(x)	5	(x)	(x)	(x)	25	(x)	(x)	(x)	(x)	312	11,169
Eating and drinking places	1,222	46,276	1,222	46,276	40,322	5,954	...	...	...	...	...	...	...	...	...	4,273	88,523
General stores	1,365	104,726	1,325	90,423	68,206	22,217	5	3,415	3,243	172	35	10,888	8,141	2,128	619	17	1,686
General merchandise group	1,275	1,108,060	891	137,770	88,841	48,929	103	233,836	185,336	48,500	284	736,454	434,214	212,542	89,698	114	61,901
Department stores	259	977,067	24	56,705	30,211	26,494	35	208,712	166,491	42,221	195	711,650	416,543	206,376	88,131	...	...
Dry goods, general merchandise stores	893	123,783	744	(x)	(x)	(x)	62	(x)	(x)	(x)	87	(x)	(x)	(x)	(x)	38	2,792
Variety stores	123	7,210	118	(x)	(x)	(x)	3	(x)	(x)	(x)	2	(x)	(x)	(x)	(x)	76	4,109
Apparel group	2,903	459,346	2,606	363,899	226,294	137,605	121	11,690	5,703	5,987	246	83,757	41,563	31,376	10,818	256	10,942
Men's, boys' clothing, furnishings stores	791	104,886	744	(x)	(x)	(x)	19	(x)	(x)	(x)	28	(x)	(x)	(x)	(x)	59	3,230
Family clothing stores	388	112,945	299	82,842	48,601	34,241	34	4,592	612	3,980	49	25,511	12,325	9,760	3,426	5	914
Women's ready-to-wear stores	1,032	183,914	902	141,511	81,152	60,359	34	2,631	2,148	483	46	39,772	20,716	15,652	3,404	71	2,932
Other apparel accessory, specialty stores	106	4,191	106	4,191	2,790	1,401	...	...	...	...	...	...	...	...	...	20	280
Shoe stores	322	31,355	299	(x)	(x)	(x)	3	(x)	(x)	(x)	20	(x)	(x)	(x)	(x)	45	2,013
Custom tailors	(1)	(1)	(1)	(1)	(1)	(1)	(1)	(1)	(1)	(1)	(1)	(1)	(1)	(1)	(1)	(1)	(1)
Furriers, fur shops	149	16,292	69	4,628	2,333	2,295	27	1,323	501	822	53	10,341	3,355	3,849	3,137	11	1[illegible]
All other apparel stores	(1)	(1)	(1)	(1)	(1)	(1)	(1)	(1)	(1)	(1)	(1)	(1)	(1)	(1)	(1)	(1)	(1)
Furniture, furnishings, appliance group	5,347	527,264	2,718	181,327	103,651	77,676	694	95,329	37,874	57,455	1,935	250,608	82,809	84,671	83,128	508	12,967
Furniture stores	1,964	282,811	997	79,929	45,036	34,893	236	47,351	13,918	33,433	731	155,531	48,224	50,436	56,871	122	4,434
Floor covering, drapery stores	230	23,775	170	14,657	6,249	8,408	20	1,340	440	900	40	7,778	1,056	5,941	781	50	430
Other home furnishing stores	172	19,563	132	8,307	3,192	5,115	26	10,065	2,751	7,314	14	1,191	311	800	80	72	2,003
Household appliance stores	2,755	190,353	1,265	71,583	44,313	27,270	412	36,573	20,765	15,808	1,078	82,197	31,520	26,328	24,349	150	5,155
Radio stores	(1)	(1)	(1)	(1)	(1)	(1)	(1)	(1)	(1)	(1)	(1)	(1)	(1)	(1)	(1)	(1)	(1)
Automotive group	7,644	1,917,384	4,476	918,565	707,111	211,454	527	82,311	42,819	33,492	2,641	916,508	594,325	202,923	119,260	540	61,431
Motor vehicle (new and used) dealers	5,384	1,682,816	3,391	838,646	655,362	183,284	68	16,636	10,137	6,499	1,825	827,534	557,837	172,333	104,364	221	47,822
Motor vehicle (used) dealers	582	93,087	231	28,344	22,572	5,472	237	46,740	33,684	13,056	120	24,303	17,010	2,192	5,101	71	11,374
Tire, battery, accessory dealers	1,530	117,600	820	43,203	23,954	19,249	155	14,814	10,479	4,335	557	59,583	24,243	27,421	8,119	228	2,647
All other automotive dealers	14	23,881	34	8,672	5,223	3,449	67	10,121	4,519	5,602	39	5,088	3,035	977	1,076	22	48
Gasoline service stations	9,224	431,346	8,964	414,025	294,021	120,004	15	1,123	1,056	67	245	16,198	10,033	4,998	1,167	2,459	72,242
Lumber, building, hardware group	14,087	1,664,576	11,629	1,279,779	623,621	656,158	343	54,809	43,920	10,889	2,115	329,988	195,405	103,308	31,275	844	95,734
Lumber yards, building materials dealers	4,361	647,369	4,168	604,519	168,361	444,158	20	3,063	1,777	1,286	173	39,789	9,228	27,228	3,111	110	11,703
Plumbing, paint, electrical stores	1,686	116,523	1,510	98,645	37,284	61,361	24	1,806	1,370	436	152	16,072	2,559	10,327	3,486	227	9,164
Hardware stores	3,792	294,086	2,772	172,901	119,896	53,005	265	41,215	32,799	8,416	755	79,970	51,078	19,517	9,375	273	11,473
Farm equipment dealers	4,248	606,598	3,179	403,714	306,080	97,634	34	8,725	7,974	751	1,035	194,159	132,540	46,316	15,303	234	23,845
Drug and proprietary stores	2,067	154,850	2,052	146,847	125,870	20,977	...	...	...	...	15	8,003	7,886	61	56	219	1,345
Other retail stores	6,846	723,062	5,779	605,974	348,846	257,128	355	24,557	10,310	14,247	712	90,531	36,629	30,792	23,110	1,674	73,818
Fuel, fuel oil, ice dealers	1,229	139,510	1,096	(x)	(x)	(x)	1	(x)	(x)	(x)	132	(x)	(x)	(x)	(x)	76	3,[illegible]
Feed, farm, garden supply stores	1,981	316,095	1,954	309,515	208,619	100,896	3	548	318	230	24	6,032	3,424	2,104	504	388	[illegible]
Jewelry stores	1,003	77,256	653	37,161	24,443	12,718	123	10,472	4,423	6,049	227	29,623	13,741	7,255	9,627	139	2,158
Book, stationery stores	227	36,911	185	28,315	9,923	18,392	16	2,886	118	2,768	26	5,710	1,739	1,743	2,228	11	178
Sporting goods stores, bicycle stores	247	19,857	202	17,772	10,590	7,182	20	230	230	...	25	1,855	1,289	462	104	30	1,440
Florists	476	23,708	476	23,708	11,507	12,201	...	...	...	...	...	...	...	...	...	46	330
Music stores	336	33,440	133	7,876	4,500	3,376	75	6,677	3,331	3,346	128	18,887	6,062	5,875	6,950	31	1,733
Optical goods stores	(1)	(1)	(1)	(1)	(1)	(1)	(1)	(1)	(1)	(1)	(1)	(1)	(1)	(1)	(1)	(1)	(1)
Camera, photographic supply stores	(1)	(1)	(1)	(1)	(1)	(1)	(1)	(1)	(1)	(1)	(1)	(1)	(1)	(1)	(1)	(1)	(1)
All other retail stores	1,192	64,687	934	(x)	(x)	(x)	117	(x)	(x)	(x)	141	(x)	(x)	(x)	(x)	942	1,[illegible]

See footnotes at end of table.

Table 11E.— ANALYSIS OF CASH AND CREDIT SALES AND BALANCES DUE—GEOGRAPHIC DIVISION, BY KIND OF BUSINESS 1948—Continued

SOUTH ATLANTIC

[Data based on sample — See text for description of sample and other explanatory material.]

Kind of business	Total stores	Total sales, entire year (Thousand dollars)	Stores analyzing sales: Stores with cash sales only — Number	Stores with cash sales only — Sales, entire year (Thousand dollars)	Stores with credit sales — Total — Stores (Number)	Stores with credit sales — Total — Sales, entire year (Thousand dollars)	Cash sales (Thousand dollars)	Charge account sales (Thousand dollars)	Installment sales (Thousand dollars)	Balances due from customers — On charge account sales — End of year (Thousand dollars)	Balances due from customers — On charge account sales — Beginning of year (Thousand dollars)	Balances due from customers — On installment sale — End of year (Thousand dollars)	Balances due from customers — On installment sale — Beginning of year (Thousand dollars)
Geographic division, total													
Food group													
Grocery stores, with or without meat													
Grocery stores, with fresh meat													
Candy, nut, confectionery stores													
Dairy products stores, milk dealers													
All other food stores													
Eating and drinking places													
General stores													
General merchandise group													
Department stores													
Dry goods, general merchandise stores													
Variety stores													
Apparel group													
Men's, boys' clothing, furnishings stores													
Family clothing stores													
Women's ready-to-wear stores													
Other apparel accessory, specialty stores													
Shoe stores													
Custom tailors													
Furriers, fur shops													
All other apparel stores													
Furniture, furnishings, appliance group													
Furniture stores													
Floor covering, drapery stores													
Other home furnishing stores													
Household appliance stores													
Radio stores													
Automotive group													
Motor vehicle (new and used) dealers													
Motor vehicle (used) dealers													
Tire, battery, accessory dealers													
All other automotive dealers													
Gasoline service stations													
Lumber, building, hardware group													
Lumber yards, building materials dealers													
Plumbing, paint, electrical stores													
Hardware stores													
Farm equipment dealers													
Drug and proprietary stores													
Other retail stores													
Fuel, fuel oil, ice dealers													
Feed, farm, garden supply stores													
Jewelry stores													
Book, stationery stores													
Sporting goods stores, bicycle stores													
Florists													
Music stores													
Optical goods stores													
Camera, photographic supply stores													
All other retail stores													

See footnotes at end of table.

Table 11E.— ANALYSIS OF CASH AND CREDIT SALES AND BALANCES DUE—GEOGRAPHIC DIVISION BY KIND OF BUSINESS: 1948—Continued

SOUTH ATLANTIC

[Data based on sample. See text for description of sample and other explanatory material.]

Kind of business	Stores analyzing sales—Continued														Stores not analyzing sales	
	Stores with credit sales		Stores whose credit sales are all charge account sales				Stores whose credit sales are all installment sales				Stores with both charge account and installment sales					
				Sales, entire year				Sales, entire year				Sales, entire year				
	Number	Sales, entire year (Thousand dollars)	Number	Total (Thousand dollars)	Cash sales (Thousand dollars)	Charge account sales (Thousand dollars)	Number	Total (Thousand dollars)	Cash sales (Thousand dollars)	Installment sales (Thousand dollars)	Number	Total	Cash sales (Thousand dollars)	Charge account sales (Thousand dollars)	Installment sales (Thousand dollars)	Number	Sales, entire year (Thousand dollars)
Geographic division, total	79,098	8,278,382	66,360	5,068,150	2,910,629	2,157,521	5,035	842,317	366,177	476,140	7,703	2,367,915	1,151,165	728,778	487,972	16,488	433,550
Food group	28,812	1,184,023	28,573	1,162,092	689,641	472,451	58	4,221	3,489	732	181	17,710	8,557	5,848	3,305	4,819	92,179
Grocery stores, without fresh meat	11,750	171,417	11,668	(x)	(x)	(x)	24	(x)	(x)	(x)	58	(x)	(x)	(x)	(x)	2,227	25,972
Grocery stores, with fresh meat	15,878	841,310	15,732	830,370	523,977	306,393	33	2,853	2,375	478	113	8,087	2,758	3,612	1,717	1,554	50,198
Candy, nut, confectionery stores	217	4,052	217	4,052	3,366	686	...	...	...	...	...	...	...	...	...	421	3,489
Dairy products stores, milk dealers	203	113,719	203	113,719	30,697	83,022	...	...	...	...	...	...	...	...	...	37	1,181
All other food stores	764	53,525	753	(x)	(x)	(x)	1	(x)	(x)	(x)	10	(x)	(x)	(x)	(x)	580	11,340
Eating and drinking places	1,312	36,519	1,312	36,519	29,123	7,396	...	...	...	...	...	...	...	...	...	4,389	68,409
General stores	3,590	424,520	3,226	145,479	79,127	66,352	22	2,743	1,897	846	342	76,298	29,927	29,525	16,846	171	5,043
General merchandise group	2,202	1,164,851	1,682	201,795	125,619	76,176	241	245,332	155,062	90,270	279	717,724	350,550	270,905	96,269	311	16,353
Department stores	215	963,364	48	61,966	34,416	27,550	41	213,681	144,215	69,466	126	687,717	330,936	260,453	90,328	4	2,394
Dry goods, general merchandise stores	1,935	193,251	1,596	138,536	90,060	48,476	186	24,708	4,970	19,738	153	30,007	13,614	10,452	5,941	224	12,445
Variety stores	52	8,236	38	1,293	1,143	150	14	6,943	5,877	1,066	...	...	...	...	...	83	1,514
Apparel group	4,079	548,627	3,418	456,382	268,717	188,265	514	49,577	14,563	35,014	147	42,068	19,395	15,754	6,919	481	26,880
Men's, boys' clothing, furnishings stores	844	110,885	767	105,917	64,253	41,664	58	3,457	1,172	2,285	19	1,511	944	315	252	92	5,842
Family clothing stores	1,065	148,953	736	103,464	61,910	41,554	304	30,481	4,138	26,343	25	15,008	6,665	5,089	2,354	63	3,647
Women's ready-to-wear stores	1,645	217,745	1,237	181,487	97,309	83,578	121	13,427	8,067	5,360	87	22,931	10,407	8,818	3,606	142	10,272
Other apparel accessory, specialty stores	162	9,869	151	(x)	(x)	(x)	10	(x)	(x)	(x)	1	(x)	(x)	(x)	(x)	80	2,003
Shoe stores	255	41,295	252	40,747	30,344	10,403	...	...	...	...	3	548	294	100	154	27	843
Custom tailors	(1)	(1)	(1)	(1)	(1)	(1)	(1)	(1)	(1)	(1)	(1)	(1)	(1)	(1)	(1)	(1)	(1)
Furriers, fur shops	(1)	(1)	(1)	(1)	(1)	(1)	(1)	(1)	(1)	(1)	(1)	(1)	(1)	(1)	(1)	(1)	(1)
All other apparel stores	150	7,319	129	(x)	(x)	(x)	17	(x)	(x)	(x)	4	(x)	(x)	(x)	(x)	56	3,331
Furniture, furnishings, appliance group	6,982	733,066	2,578	208,018	84,685	118,333	2,498	280,370	64,691	210,679	2,006	244,678	65,430	70,620	108,628	576	21,872
Furniture stores	3,671	423,927	1,042	93,049	32,776	60,273	1,670	202,895	39,778	163,117	959	147,983	33,868	40,586	73,529	179	9,771
Floor covering, drapery stores	300	25,954	273	21,333	7,746	13,587	17	333	38	295	10	3,688	587	2,468	633	54	2,787
Other home furnishing stores	418	35,379	293	17,317	7,358	9,959	99	16,144	3,139	13,005	26	1,918	576	322	1,020	133	1,592
Household appliance stores	2,357	206,330	846	68,580	36,426	32,154	537	50,776	24,132	26,644	974	86,974	28,373	26,047	32,554	119	5,932
Radio stores	236	21,476	124	7,739	5,379	2,360	75	9,622	2,604	7,018	37	4,115	2,026	1,197	892	91	1,790
Automotive group	7,199	2,036,119	3,392	902,918	675,816	227,102	443	136,784	70,425	66,359	2,874	1,002,417	574,015	220,898	207,504	468	44,417
Motor vehicle (new and used) dealers	4,538	1,740,504	2,344	814,964	625,997	188,967	134	29,588	16,348	13,240	2,060	895,952	534,209	181,946	179,797	127	25,188
Motor vehicle (used) dealers	707	115,163	210	28,480	21,545	6,935	309	63,350	33,113	30,237	98	23,333	11,891	2,177	9,265	85	9,811
Tire, battery, accessory dealers	1,693	155,702	704	46,522	20,679	25,843	324	29,713	18,361	10,752	665	79,467	26,148	36,250	17,069	230	7,141
All other automotive dealers	261	24,750	124	12,952	7,595	5,357	86	8,133	2,003	6,130	51	3,665	1,767	525	1,373	26	2,277
Gasoline service stations	9,450	383,086	9,120	363,708	248,997	114,711	23	1,884	1,230	654	307	17,494	9,622	6,146	1,726	3,273	74,241
Lumber, building, hardware group	5,548	921,246	4,645	730,618	465,050	265,568	131	49,637	26,298	23,339	772	139,991	54,400	65,632	19,959	315	21,309
Lumber yards, building materials dealers	1,526	436,722	1,398	402,452	96,705	305,747	21	5,238	2,064	3,174	107	29,032	8,260	18,360	2,412	65	7,671
Plumbing, paint, electrical stores	230	64,262	178	63,303	22,332	40,971	...	...	...	...	52	5,959	1,210	3,340	1,409	47	4,064
Hardware stores	2,233	265,540	1,838	178,688	98,426	80,262	79	41,688	22,920	18,768	316	45,164	20,897	17,085	7,182	128	6,440
Farm equipment dealers	959	148,722	631	86,175	47,587	38,588	31	2,711	1,314	1,392	297	59,836	24,033	26,847	8,956	25	3,134
Drug and proprietary stores	2,008	162,031	1,972	159,746	131,277	28,469	11	340	339	1	25	1,945	1,596	275	74	211	7,711
Other retail stores	7,916	885,294	6,452	700,479	307,577	392,698	694	77,429	23,183	54,246	770	107,590	37,673	43,175	26,742	1,474	55,635
Fuel, fuel oil, ice dealers	1,187	189,047	1,056	(x)	(x)	(x)	27	(x)	(x)	(x)	104	(x)	(x)	(x)	(x)	131	16,748
Feed, farm, garden supply stores	1,949	360,711	1,842	335,485	145,877	189,608	11	4,599	998	3,601	96	20,627	6,607	9,395	4,625	145	9,244
Jewelry stores	1,411	123,814	733	47,994	27,664	20,330	348	48,225	13,376	34,849	280	27,595	12,270	6,917	8,408	140	4,065
Book, stationery stores	342	45,019	297	29,662	11,181	18,481	19	8,740	879	7,861	26	6,617	499	3,357	2,761	13	611
Sporting goods stores, bicycle stores	262	18,440	197	14,017	7,567	6,450	23	703	378	325	42	3,720	2,097	1,184	439	82	1,226
Florists	962	32,177	962	32,177	12,873	19,304	...	...	...	...	...	...	...	...	...	101	1,220
Music stores	378	30,430	159	7,919	5,314	2,605	117	7,712	3,744	3,968	102	14,795	5,624	2,747	6,428	53	686
Optical goods stores	(1)	(1)	(1)	(1)	(1)	(1)	(1)	(1)	(1)	(1)	(1)	(1)	(1)	(1)	(1)	(1)	(1)
Camera, photographic supply stores	111	9,116	82	6,439	4,170	2,269	...	...	...	...	29	2,677	1,738	771	168	3	23
All other retail stores	1,194	69,806	1,040	60,226	36,807	23,419	67	2,482	602	1,880	87	7,098	1,728	3,845	1,525	754	22,096

See footnotes at end of table.

Table 11E.— ANALYSIS OF CASH AND CREDIT SALES AND BALANCES DUE — GEOGRAPHIC DIVISION, BY KIND OF BUSINESS 1948—Continued

EAST SOUTH CENTRAL

[Data based on sample — See text for description of sample and other explanatory material.]

Kind of business	Stores analyzing sales: Total — Stores	Total — Sales, entire year (Thousand dollars)	Stores with cash sales only — Number	Stores with cash sales only — Sales, entire year (Thousand dollars)	Stores with credit sales — Total — Stores (Number)	Total — Sales, entire year (Thousand dollars)	Cash sales (Thousand dollars)	Charge account sales (Thousand dollars)	Installment sales (Thousand dollars)	Balances due from customers — On charge account sales — End of year (Thousand dollars)	On charge account sales — Beginning of year (Thousand dollars)	On installment sales — End of year (Thousand dollars)	On installment sales — Beginning of year (Thousand dollars)
Geographic division, total	1,3[illegible]	[illegible]	58,418	2,385,343	45,368	[illegible]	2,117,350	1,303,313	451,646	[illegible]	[illegible]	[illegible]	[illegible]
Food group	41,246	1,487,141	23,117	893,214	18,029	593,927	359,364	232,508	2,105	25,798	18,176	[illegible]	3[illegible]
Grocery stores, without fresh meat	21,264	251,206	11,801	131,340	9,463	120,166	74,042	45,884	235	7,043	4,741	33	1[illegible]
Grocery stores, with fresh meat	17,877	1,140,518	9,544	713,347	8,333	427,231	260,889	165,118	1,224	16,792	12,44[illegible]	[illegible]	12[illegible]
Candy, nut, confectionery stores	547	[illegible]	523	[illegible]	[illegible]	1,064	922	42	...	4	[illegible]	...	...
Dairy products stores, milk dealers	[illegible]	[illegible]	126	8,270	98	23,456	13,754	15,691	...	1,263	1,[illegible]	...	...
All other food stores	[illegible]	40,415	1,123	33,324	111	11,006	4,702	5,718	646	556	[illegible]	3[illegible]	[illegible]
Eating and drinking places	24,85[illegible]	[illegible]	24,[illegible]	[illegible]	[illegible]	11,456	9,285	2,671	...	227	141	...	[illegible]
General stores	4,518	191,824	1,569	54,160	2,949	137,664	73,285	58,616	5,763	9,312	[illegible]	2,[illegible]	1,42[illegible]
General merchandise group	4,[illegible]	[illegible]	2,743	261,750	1,[illegible]	512,757	288,376	145,781	78,600	33,268	27,568	10,[illegible]	10,[illegible]
Department stores	135	[illegible]	40	24,675	95	367,457	198,898	103,214	65,345	23,552	19,535	[illegible]	[illegible]
Dry goods, general merchandise stores	3,[illegible]	262,716	1,621	104,294	1,680	143,422	87,371	42,382	13,169	[illegible]	[illegible]	[illegible]	[illegible]
Variety stores	1,13[illegible]	[illegible]	1,082	127,781	54	1,878	1,607	185	86	40	2[illegible]	...	[illegible]
Apparel group	[illegible]	[illegible]	2,824	188,351	1,785	243,523	128,194	95,332	19,997	21,892	18,[illegible]	[illegible]	[illegible]
Men's, boys' clothing, furnishings stores	354	31,433	498	33,644	311	47,789	26,900	20,581	308	4,825	4,279	179	17[illegible]
Family clothing stores	1,323	130,001	800	53,326	523	76,015	38,455	22,289	15,271	5,41[illegible]	[illegible]	[illegible]	[illegible]
Women's ready-to-wear stores	1,025	147,922	586	49,445	439	98,477	48,147	46,423	3,907	10,373	8,[illegible]	[illegible]	[illegible]
Other apparel accessory, specialty stores	[illegible]	[illegible]	[illegible]	[illegible]	[illegible]	[illegible]	[illegible]	[illegible]	[illegible]	[illegible]	[illegible]	[illegible]	[illegible]
Shoe stores	666	55,580	[illegible]	42,042	101	12,488	7,194	3,261	33	530	4[illegible]	22	[illegible]
Custom tailors	[illegible]	[illegible]	[illegible]	[illegible]	[illegible]	[illegible]	[illegible]	[illegible]	[illegible]	[illegible]	[illegible]	[illegible]	[illegible]
Furriers, fur shops	[illegible]	[illegible]	[illegible]	[illegible]	[illegible]	[illegible]	[illegible]	[illegible]	[illegible]	[illegible]	[illegible]	[illegible]	[illegible]
All other apparel stores	[illegible]	[illegible]	[illegible]	[illegible]	[illegible]	[illegible]	[illegible]	[illegible]	[illegible]	[illegible]	[illegible]	[illegible]	[illegible]
Furniture, furnishings, appliance group	4,317	343,372	846	29,109	3,471	314,263	161,674	77,452	134,637	20,868	17,[illegible]	55,115	44,72[illegible]
Furniture stores	2,234	214,780	218	8,191	2,016	206,589	55,827	44,236	106,726	14,23[illegible]	12,[illegible]	29,844	38,[illegible]
Floor covering, drapery stores	[illegible]	[illegible]	[illegible]	[illegible]	[illegible]	[illegible]	[illegible]	[illegible]	[illegible]	[illegible]	[illegible]	[illegible]	[illegible]
Other home furnishing stores	283	7,924	178	3,073	105	6,851	2,575	2,272	2,004	34[illegible]	26[illegible]	30[illegible]	22[illegible]
Household appliance stores	1,559	103,069	350	14,466	1,157	88,603	39,319	26,328	22,960	4,[illegible]	3,[illegible]	5,353	[illegible]
Radio stores	[illegible]	[illegible]	[illegible]	[illegible]	[illegible]	[illegible]	[illegible]	[illegible]	[illegible]	[illegible]	[illegible]	[illegible]	[illegible]
Automotive group	[illegible]	1,155,241	1,086	115,052	3,870	1,040,189	636,028	241,517	162,644	29,486	23,547	14,623	12,279
Motor vehicle (new and used) dealers	2,694	913,158	235	39,064	2,459	874,094	555,362	201,746	116,986	23,781	18,840	11,[illegible]	7,602
Motor vehicle (used) dealers	796	137,770	383	59,953	407	77,817	42,757	[illegible],569	28,491	933	55[illegible]	[illegible],890	1,[illegible]
Tire, battery, accessory dealers	1,325	93,656	428	13,687	897	79,969	33,532	31,678	14,759	4,479	3,948	1,988	[illegible],441
All other automotive dealers	[illegible]	[illegible]	[illegible]	[illegible]	[illegible]	[illegible]	[illegible]	[illegible]	[illegible]	[illegible]	[illegible]	[illegible]	[illegible]
Gasoline service stations	8,99[illegible]	310,168	4,606	136,835	4,370	173,333	115,790	56,060	1,483	7,451	4,[illegible]	330	22[illegible]
Lumber, building, hardware group	4,637	532,705	1,337	63,069	3,300	469,636	193,918	253,998	21,720	41,314	35,277	4,154	2,872
Lumber yards, building materials dealers	1,210	216,194	195	12,690	1,015	202,504	51,676	147,670	3,158	24,050	21,063	591	565
Plumbing, paint, electrical stores	634	46,309	273	8,390	421	31,919	11,792	18,621	1,506	2,556	2,096	166	312
Hardware stores	1,[illegible]	163,664	722	30,378	1,212	133,286	74,280	48,415	10,591	9,882	8,393	1,788	1,046
Farm equipment dealers	793	113,538	147	11,611	652	101,927	56,170	39,292	6,465	4,826	3,725	1,629	894
Drug and proprietary stores	3,240	213,053	1,878	112,555	1,362	100,498	77,863	22,502	133	4,932	4,299	21	28
Other retail stores	7,69[illegible]	486,[illegible]	4,359	211,582	3,331	274,513	133,573	116,376	24,564	21,740	18,047	11,698	8,880
Fuel, fuel oil, ice dealers	1,089	68,292	447	9,696	642	58,596	25,319	32,458	819	5,112	4,569	282	70
Feed, farm, garden supply stores	1,330	132,791	484	31,162	846	101,629	58,257	42,574	798	6,365	5,206	231	95
Jewelry stores	940	53,429	319	6,449	621	52,980	22,483	15,842	14,655	5,395	4,476	7,256	5,568
Book, stationery stores	164	11,056	43	2,101	121	8,955	3,257	4,569	1,129	756	670	1,069	888
Sporting goods stores, bicycle stores	[illegible]	[illegible]	[illegible]	[illegible]	[illegible]	[illegible]	[illegible]	[illegible]	[illegible]	[illegible]	[illegible]	[illegible]	[illegible]
Florists	721	14,221	315	3,228	406	10,993	3,839	7,154	...	1,103	945	...	...
Music stores	176	11,836	120	2,463	76	9,373	3,229	1,600	4,544	341	288	1,879	1,312
Optical goods stores	[illegible]	[illegible]	[illegible]	[illegible]	[illegible]	[illegible]	[illegible]	[illegible]	[illegible]	[illegible]	[illegible]	[illegible]	[illegible]
Camera, photographic supply stores	[illegible]	[illegible]	[illegible]	[illegible]	[illegible]	[illegible]	[illegible]	[illegible]	[illegible]	[illegible]	[illegible]	[illegible]	[illegible]
All other retail stores	[illegible]	[illegible]	[illegible]	[illegible]	[illegible]	[illegible]	[illegible]	[illegible]	[illegible]	[illegible]	[illegible]	[illegible]	[illegible]

See footnotes at end of table.

Table 11E.— ANALYSIS OF CASH AND CREDIT SALES AND BALANCES DUE—GEOGRAPHIC DIVISION BY KIND OF BUSINESS: 1948—Continued

EAST SOUTH CENTRAL

[Data based on sample See text for description of sample and other explanatory material.]

Kind of business	Stores analyzing sales—Continued														Stores not analyzing sales	
	Stores with credit sales		Stores whose credit sales are all charge account sales				Stores whose credit sales are all installment sales				Stores with both charge account and installment sales						
				Sales, entire year				Sales, entire year				Sales, entire year					
	Number	Sales, entire year (Thousand dollars)	Number	Total (Thousand dollars)	Cash sales (Thousand dollars)	Charge account sales (Thousand dollars)	Number	Total (Thousand dollars)	Cash sales (Thousand dollars)	Install-ment sales (Thousand dollars)	Number	Total	Cash sales (Thousand dollars)	Charge account sales (Thousand dollars)	Install-ment sales (Thousand dollars)	Number	Sales, entire year (Thousand dollars)
Geographic division, total	45,068	3,872,309	37,725	2,284,414	1,334,669	949,745	2,319	389,532	189,886	199,646	5,024	1,198,363	592,795	353,568	252,000	9,424	237,982
Food group	18,029	593,977	17,859	(x)	(x)	(x)	11	(x)	(x)	(x)	159	(x)	(x)	(x)	(x)	3,048	58,793
Grocery stores, without fresh meat	9,463	120,166	9,378	117,931	73,088	44,843	...	...	...	...	85	2,235	954	1,046	235	1,885	22,741
Grocery stores, with fresh meat	8,333	427,231	8,253	(x)	(x)	(x)	11	(x)	(x)	(x)	69	(x)	(x)	(x)	(x)	918	30,317
Candy, nut, confectionery stores	24	1,064	24	1,064	972	92	...	...	...	...	...	...	...	...	...	50	290
Dairy products stores, milk dealers	98	29,450	98	29,450	13,759	15,691	...	...	...	...	...	...	...	...	...	33	2,658
All other food stores	111	16,066	106	12,044	7,168	4,876	...	...	...	...	5	4,022	2,534	842	646	162	2,787
Eating and drinking places	772	11,956	772	11,956	9,285	2,671	...	...	...	...	...	...	...	...	...	2,483	36,035
General stores	2,949	137,664	2,785	(x)	(x)	(x)	24	(x)	(x)	(x)	140	(x)	(x)	(x)	(x)	194	8,561
General merchandise group	1,829	512,757	1,454	142,204	73,827	68,377	172	147,368	98,661	48,707	203	223,185	115,882	77,444	29,893	217	12,340
Department stores	95	367,457	25	43,987	10,663	33,324	18	131,489	90,647	40,842	52	191,931	97,588	69,890	24,503	...	...
Dry goods, general merchandise stores	1,680	143,422	1,389	97,104	62,129	34,975	144	15,319	7,514	7,805	147	30,999	18,228	7,407	5,364	131	5,229
Variety stores	54	1,878	40	1,113	1,035	78	10	560	500	60	4	205	72	107	26	86	7,111
Apparel group	1,785	243,523	1,475	191,537	108,977	82,560	183	15,653	3,284	12,369	127	36,333	15,433	12,772	7,628	240	10,554
Men's, boys' clothing, furnishings stores	311	47,789	242	45,330	25,245	20,085	11	805	634	171	6	1,654	1,021	496	137	28	1,525
Family clothing stores	523	76,015	377	50,573	31,992	18,581	117	11,892	661	11,231	29	13,550	5,802	3,708	4,040	46	1,561
Women's ready-to-wear stores	639	98,477	524	76,919	38,454	38,465	35	2,373	1,453	920	80	19,185	8,240	7,958	2,987	79	5,956
Other apparel accessory, specialty stores	(1)	(1)	(1)	(1)	(1)	(1)	(1)	(1)	(1)	(1)	(1)	(1)	(1)	(1)	(1)	(1)	(1)
Shoe stores	101	12,488	98	12,048	8,859	3,189	...	...	...	...	3	440	335	72	33	26	579
Custom tailors	(1)	(1)	(1)	(1)	(1)	(1)	(1)	(1)	(1)	(1)	(1)	(1)	(1)	(1)	(1)	(1)	(1)
Furriers, fur shops	(1)	(1)	(1)	(1)	(1)	(1)	(1)	(1)	(1)	(1)	(1)	(1)	(1)	(1)	(1)	(1)	(1)
All other apparel stores	(1)	(1)	(1)	(1)	(1)	(1)	(1)	(1)	(1)	(1)	(1)	(1)	(1)	(1)	(1)	(1)	(1)
Furniture, furnishings, appliance group	3,471	314,263	1,011	76,943	31,604	45,339	1,100	110,923	29,580	81,343	1,360	126,397	40,440	32,613	53,344	388	8,379
Furniture stores	2,016	206,789	499	39,182	14,336	24,846	797	86,190	18,155	68,035	720	81,417	23,334	19,390	38,693	85	3,038
Floor covering, drapery stores	(1)	(1)	(1)	(1)	(1)	(1)	(1)	(1)	(1)	(1)	(1)	(1)	(1)	(1)	(1)	(1)	(1)
Other home furnishing stores	105	6,851	59	2,635	1,122	1,513	23	2,960	1,260	1,700	23	1,256	193	759	304	83	1,222
Household appliance stores	1,157	88,603	372	28,826	13,976	14,850	236	18,752	9,262	9,490	549	41,025	16,077	11,478	13,470	150	3,890
Radio stores	(1)	(1)	(1)	(1)	(1)	(1)	(1)	(1)	(1)	(1)	(1)	(1)	(1)	(1)	(1)	(1)	(1)
Automotive group	3,870	1,040,189	1,685	368,676	270,873	97,803	417	70,986	37,433	33,553	1,768	600,527	327,722	143,714	129,141	145	13,025
Motor vehicle (new and used) dealers	2,459	874,094	1,141	324,552	245,053	79,499	65	11,848	7,522	4,326	1,253	537,694	302,787	122,247	112,660	57	14,574
Motor vehicle (used) dealers	407	77,817	113	16,249	12,216	4,033	233	45,691	23,369	22,322	61	15,877	7,172	2,536	6,169	43	3,797
Tire, battery, accessory dealers	897	74,969	391	24,389	11,446	13,443	81	11,072	5,790	5,282	425	44,908	16,296	18,235	10,477	44	770
All other automotive dealers	(1)	(1)	(2)	(1)	(1)	(1)	(1)	(1)	(1)	(1)	(1)	(1)	(1)	(1)	(1)	(1)	(1)
Gasoline service stations	4,370	173,333	4,130	160,114	108,814	51,300	12	419	370	49	228	12,800	6,606	4,760	1,434	1,776	43,408
Lumber, building, hardware group	3,300	469,636	2,513	337,769	133,690	204,079	89	13,727	7,492	6,235	698	118,140	52,736	49,914	15,486	239	14,750
Lumber yards, building materials dealers	1,015	202,504	937	179,502	44,423	135,079	14	1,004	587	417	64	21,348	6,666	12,591	2,741	54	2,813
Plumbing, paint, electrical stores	421	31,919	336	25,699	10,552	15,147	41	613	338	275	44	5,607	902	3,474	1,231	44	1,784
Hardware stores	1,212	133,286	890	83,230	48,591	34,639	19	11,504	6,240	5,264	303	38,552	19,449	13,776	5,327	80	4,248
Farm equipment dealers	652	101,927	350	49,338	30,124	19,214	15	606	327	279	287	51,383	25,719	20,078	5,185	56	3,905
Drug and proprietary stores	1,362	100,498	1,356	(x)	(x)	(x)	1	(x)	(x)	(x)	5	(x)	(x)	(x)	(x)	63	3,113
Other retail stores	3,331	274,513	2,685	213,780	109,826	103,954	310	23,881	7,751	16,130	336	36,852	15,996	12,422	8,434	631	42,424
Fuel, fuel oil, ice dealers	642	58,596	588	52,245	21,978	30,267	10	970	870	100	44	5,381	2,471	2,191	719	89	4,158
Feed, farm, garden supply stores	846	101,629	786	93,208	54,000	39,208	3	819	607	212	57	7,602	3,650	3,366	586	66	5,957
Jewelry stores	621	52,980	387	26,263	13,728	12,535	150	14,350	3,372	10,978	84	12,367	5,383	3,307	3,677	72	2,310
Book, stationery stores	121	8,955	89	5,886	2,457	3,429	7	539	3	536	25	2,530	797	1,140	593	...	...
Sporting goods stores, bicycle stores	(1)	(1)	(1)	(1)	(1)	(1)	(1)	(1)	(1)	(1)	(1)	(1)	(1)	(1)	(1)	(1)	(1)
Florists	406	10,993	406	10,993	3,839	7,154	...	...	...	...	...	...	...	...	...	41	918
Music stores	76	9,373	21	1,189	667	522	28	3,433	1,146	2,287	27	4,751	1,416	1,078	2,257	20	48
Optical goods stores	(1)	(1)	(1)	(1)	(1)	(1)	(1)	(1)	(1)	(1)	(1)	(1)	(1)	(1)	(1)	(1)	(1)
Camera, photographic supply stores	(1)	(1)	(1)	(1)	(1)	(1)	(1)	(1)	(1)	(1)	(1)	(1)	(1)	(1)	(1)	(1)	(1)
All other retail stores	(1)	(1)	(1)	(1)	(1)	(1)	(1)	(1)	(1)	(1)	(1)	(1)	(1)	(1)	(1)	(1)	(1)

See footnotes at end of table.

Table 11E. ANALYSIS OF CASH AND CREDIT SALES AND BALANCES DUE—GEOGRAPHIC DIVISION BY KIND OF BUSINESS 1948—Continued

WEST SOUTH CENTRAL

[Data based on sample — See text for description of sample and other explanatory material.]

Kind of business	Stores analyzing sales: Total Stores (Number)	Total Sales, entire year (Thousand dollars)	Stores with cash sales only: Number	Stores with cash sales only: Sales, entire year (Thousand dollars)	Stores with credit sales: Total Stores (Number)	Stores with credit sales: Total Sales, entire year (Thousand dollars)	Stores with credit sales: Cash sales (Thousand dollars)	Stores with credit sales: Charge account sales (Thousand dollars)	Stores with credit sales: Installment sales (Thousand dollars)	Balances due from customer: On charge account sale: End of year (Thousand dollars)	Balances due from customer: On charge account sale: Beginning of year (Thousand dollars)	Balances due from customer: On installment sale: End of year Thousand dollars	Balances due from customer: On installment sale: Beginning of year (Thousand dollars)
Geographic division, total	[illegible]	[illegible]	[illegible]	[illegible]	[illegible]	[illegible]	[illegible]	[illegible]	71,[illegible]	[illegible]	[illegible]	[illegible]	[illegible]
Food group	[illegible]	[illegible]	[illegible]	[illegible]	[illegible]	[illegible]	[illegible]	[illegible]	[illegible]	[illegible]	[illegible]	[illegible]	[illegible]
Grocery stores, without fresh meat	[illegible]	[illegible]	[illegible]	[illegible]	[illegible]	[illegible]	[illegible]	[illegible]	[illegible]	[illegible]	[illegible]	[illegible]	[illegible]
Grocery stores, with fresh meat	[illegible]	[illegible]	[illegible]	[illegible]	[illegible]	[illegible]	[illegible]	[illegible]	[illegible]	[illegible]	[illegible]	[illegible]	[illegible]
Candy, nut, confectionery stores	[illegible]	[illegible]	[illegible]	[illegible]	[illegible]	[illegible]	[illegible]	[illegible]	[illegible]	[illegible]	[illegible]	[illegible]	[illegible]
Dairy products stores, milk dealers	[illegible]	[illegible]	[illegible]	[illegible]	[illegible]	[illegible]	[illegible]	[illegible]	[illegible]	[illegible]	[illegible]	[illegible]	[illegible]
All other food stores	[illegible]	[illegible]	[illegible]	[illegible]	[illegible]	[illegible]	[illegible]	[illegible]	[illegible]	[illegible]	[illegible]	[illegible]	[illegible]
Eating and drinking places	[illegible]	[illegible]	[illegible]	[illegible]	[illegible]	[illegible]	[illegible]	[illegible]	[illegible]	[illegible]	[illegible]	[illegible]	[illegible]
General stores	[illegible]	[illegible]	[illegible]	[illegible]	[illegible]	[illegible]	[illegible]	[illegible]	[illegible]	[illegible]	[illegible]	[illegible]	[illegible]
General merchandise group	[illegible]	[illegible]	[illegible]	[illegible]	[illegible]	[illegible]	[illegible]	[illegible]	[illegible]	[illegible]	[illegible]	[illegible]	[illegible]
Department stores	[illegible]	[illegible]	[illegible]	[illegible]	[illegible]	[illegible]	[illegible]	[illegible]	[illegible]	[illegible]	[illegible]	[illegible]	[illegible]
Dry goods, general merchandise stores	[illegible]	[illegible]	[illegible]	[illegible]	[illegible]	[illegible]	[illegible]	[illegible]	[illegible]	[illegible]	[illegible]	[illegible]	[illegible]
Variety stores	[illegible]	[illegible]	[illegible]	[illegible]	[illegible]	[illegible]	[illegible]	[illegible]	[illegible]	[illegible]	[illegible]	[illegible]	[illegible]
Apparel group	[illegible]	[illegible]	[illegible]	[illegible]	[illegible]	[illegible]	[illegible]	[illegible]	[illegible]	[illegible]	[illegible]	[illegible]	[illegible]
Men's, boys' clothing, furnishings stores	[illegible]	[illegible]	[illegible]	[illegible]	[illegible]	[illegible]	[illegible]	[illegible]	[illegible]	[illegible]	[illegible]	[illegible]	[illegible]
Family clothing stores	[illegible]	[illegible]	[illegible]	[illegible]	[illegible]	[illegible]	[illegible]	[illegible]	[illegible]	[illegible]	[illegible]	[illegible]	[illegible]
Women's ready-to-wear stores	[illegible]	[illegible]	[illegible]	[illegible]	[illegible]	[illegible]	[illegible]	[illegible]	[illegible]	[illegible]	[illegible]	[illegible]	[illegible]
Other apparel accessory, specialty stores	[illegible]	[illegible]	[illegible]	[illegible]	[illegible]	[illegible]	[illegible]	[illegible]	[illegible]	[illegible]	[illegible]	[illegible]	[illegible]
Shoe stores	[illegible]	[illegible]	[illegible]	[illegible]	[illegible]	[illegible]	[illegible]	[illegible]	[illegible]	[illegible]	[illegible]	[illegible]	[illegible]
Custom tailors	(1)	(1)	(1)	(1)	(1)	(1)	(1)	(1)	(1)	(1)	(1)	(1)	(1)
Furriers, fur shops	(1)	(1)	(1)	(1)	(1)	(1)	(1)	(1)	(1)	(1)	(1)	(1)	(1)
All other apparel stores	(1)	(1)	(1)	(1)	(1)	(1)	(1)	(1)	(1)	(1)	(1)	(1)	(1)
Furniture, furnishings, appliance group	[illegible]	[illegible]	[illegible]	[illegible]	[illegible]	[illegible]	[illegible]	[illegible]	[illegible]	[illegible]	[illegible]	[illegible]	[illegible]
Furniture stores	[illegible]	[illegible]	[illegible]	[illegible]	[illegible]	[illegible]	[illegible]	[illegible]	[illegible]	[illegible]	[illegible]	[illegible]	[illegible]
Floor covering, drapery stores	[illegible]	[illegible]	[illegible]	[illegible]	[illegible]	[illegible]	[illegible]	[illegible]	[illegible]	[illegible]	[illegible]	[illegible]	[illegible]
Other home furnishing stores	[illegible]	[illegible]	[illegible]	[illegible]	[illegible]	[illegible]	[illegible]	[illegible]	[illegible]	[illegible]	[illegible]	[illegible]	[illegible]
Household appliance stores	[illegible]	[illegible]	[illegible]	[illegible]	[illegible]	[illegible]	[illegible]	[illegible]	[illegible]	[illegible]	[illegible]	[illegible]	[illegible]
Radio stores	(1)	(1)	(1)	(1)	(1)	(1)	(1)	(1)	(1)	(1)	(1)	(1)	(1)
Automotive group	[illegible]	[illegible]	[illegible]	[illegible]	[illegible]	[illegible]	[illegible]	[illegible]	[illegible]	[illegible]	[illegible]	[illegible]	[illegible]
Motor vehicle (new and used) dealers	[illegible]	[illegible]	[illegible]	[illegible]	[illegible]	[illegible]	[illegible]	[illegible]	[illegible]	[illegible]	[illegible]	[illegible]	[illegible]
Motor vehicle (used) dealers	[illegible]	[illegible]	[illegible]	[illegible]	[illegible]	[illegible]	[illegible]	[illegible]	[illegible]	[illegible]	[illegible]	[illegible]	[illegible]
Tire, battery, accessory dealers	[illegible]	[illegible]	[illegible]	[illegible]	[illegible]	[illegible]	[illegible]	[illegible]	[illegible]	[illegible]	[illegible]	[illegible]	[illegible]
All other automotive dealers	[illegible]	[illegible]	[illegible]	[illegible]	[illegible]	[illegible]	[illegible]	[illegible]	[illegible]	[illegible]	[illegible]	[illegible]	[illegible]
Gasoline service stations	[illegible]	[illegible]	[illegible]	[illegible]	[illegible]	[illegible]	[illegible]	[illegible]	[illegible]	[illegible]	[illegible]	[illegible]	[illegible]
Lumber, building, hardware group	[illegible]	[illegible]	[illegible]	[illegible]	[illegible]	[illegible]	[illegible]	[illegible]	[illegible]	[illegible]	[illegible]	[illegible]	[illegible]
Lumber yards, building materials dealers	[illegible]	[illegible]	[illegible]	[illegible]	[illegible]	[illegible]	[illegible]	[illegible]	[illegible]	[illegible]	[illegible]	[illegible]	[illegible]
Plumbing, paint, electrical stores	[illegible]	[illegible]	[illegible]	[illegible]	[illegible]	[illegible]	[illegible]	[illegible]	[illegible]	[illegible]	[illegible]	[illegible]	[illegible]
Hardware stores	[illegible]	[illegible]	[illegible]	[illegible]	[illegible]	[illegible]	[illegible]	[illegible]	[illegible]	[illegible]	[illegible]	[illegible]	[illegible]
Farm equipment dealers	[illegible]	[illegible]	[illegible]	[illegible]	[illegible]	[illegible]	[illegible]	[illegible]	[illegible]	[illegible]	[illegible]	[illegible]	[illegible]
Drug and proprietary stores	[illegible]	[illegible]	[illegible]	[illegible]	[illegible]	[illegible]	[illegible]	[illegible]	[illegible]	[illegible]	[illegible]	[illegible]	[illegible]
Other retail stores	[illegible]	[illegible]	[illegible]	[illegible]	[illegible]	[illegible]	[illegible]	[illegible]	[illegible]	[illegible]	[illegible]	[illegible]	[illegible]
Fuel, fuel oil, ice dealers	[illegible]	[illegible]	[illegible]	[illegible]	[illegible]	[illegible]	[illegible]	[illegible]	[illegible]	[illegible]	[illegible]	[illegible]	[illegible]
Feed, farm, garden supply stores	[illegible]	[illegible]	[illegible]	[illegible]	[illegible]	[illegible]	[illegible]	[illegible]	[illegible]	[illegible]	[illegible]	[illegible]	[illegible]
Jewelry stores	[illegible]	[illegible]	[illegible]	[illegible]	[illegible]	[illegible]	[illegible]	[illegible]	[illegible]	[illegible]	[illegible]	[illegible]	[illegible]
Book, stationery stores	[illegible]	[illegible]	[illegible]	[illegible]	[illegible]	[illegible]	[illegible]	[illegible]	[illegible]	[illegible]	[illegible]	[illegible]	[illegible]
Sporting goods stores, bicycle stores	[illegible]	[illegible]	[illegible]	[illegible]	[illegible]	[illegible]	[illegible]	[illegible]	[illegible]	[illegible]	[illegible]	[illegible]	[illegible]
Florists	[illegible]	[illegible]	[illegible]	[illegible]	[illegible]	[illegible]	[illegible]	[illegible]	[illegible]	[illegible]	[illegible]	[illegible]	[illegible]
Music stores	[illegible]	[illegible]	[illegible]	[illegible]	[illegible]	[illegible]	[illegible]	[illegible]	[illegible]	[illegible]	[illegible]	[illegible]	[illegible]
Optical goods stores	(1)	(1)	(1)	(1)	(1)	(1)	(1)	(1)	(1)	(1)	(1)	(1)	(1)
Camera, photographic supply stores	125	10,643	42	1,519	83	9,129	3,752	5,134	243	777	624	68	50
All other retail stores	[illegible]	[illegible]	[illegible]	[illegible]	[illegible]	[illegible]	[illegible]	[illegible]	[illegible]	[illegible]	[illegible]	[illegible]	[illegible]

See footnotes at end of table.

Table 11E.— ANALYSIS OF CASH AND CREDIT SALES AND BALANCES DUE—GEOGRAPHIC DIVISION BY KIND OF BUSINESS: 1948—Continued

WEST SOUTH CENTRAL

[Data based on sample See text for description of sample and other explanatory material.]

Kind of business	Stores analyzing sales—Continued															Stores not analyzing sales	
	Stores with credit sales		Stores whose credit sales are all charge account sales				Stores whose credit sales are all installment sales				Stores with both charge account and installment sales						
				Sales, entire year				Sales, entire year				Sales, entire year					
	Number	Sales, entire year (Thousand dollars)	Number	Total (Thousand dollars)	Cash sales (Thousand dollars)	Charge account sales (Thousand dollars)	Number	Total (Thousand dollars)	Cash sales (Thousand dollars)	Installment sales (Thousand dollars)	Number	Total	Cash sales (Thousand dollars)	Charge account sales (Thousand dollars)	Installment sales (Thousand dollars)	Number	Sales, entire year (Thousand dollars)
Geographic division, total	65,354	6,768,726	53,677	4,052,304	2,256,893	1,796,511	3,360	543,535	277,582	265,953	8,311	2,172,887	1,048,809	677,878	446,200	15,572	485,262
Food group	20,688	1,003,149	20,457	972,523	582,061	390,462	50	16,456	16,109	347	181	14,170	7,466	5,180	1,524	3,709	111,012
Grocery stores, without fresh meat	6,926	119,082	6,861	117,328	69,630	47,698	21	119	107	12	44	1,635	554	1,035	46	1,478	25,785
Grocery stores, with fresh meat	13,248	814,414	13,100	789,376	482,589	306,787	19	16,227	15,932	295	129	8,811	4,690	3,345	776	1,633	70,824
Candy, nut, confectionery stores	106	453	106	453	327	126	...	...	...	...	...	...	...	...	...	195	1,425
Dairy products stores, milk dealers	68	43,646	68	43,596	14,305	28,391	...	...	...	...	...	...	...	...	...	36	2,284
All other food stores	340	25,504	322	21,670	14,210	7,460	10	110	70	40	8	3,724	2,222	800	702	367	10,694
Eating and drinking places	1,513	31,062	1,513	31,062	28,214	2,848	...	...	...	...	...	...	...	...	...	4,441	78,408
General stores	2,371	138,408	2,250	128,486	69,784	58,702	14	1,431	1,152	279	107	10,491	8,787	1,364	1,340	195	6,943
General merchandise group	1,924	910,847	1,854	828,392	423,142	405,250	152	189,313	123,832	65,481	318	493,437	240,661	166,395	86,381	306	13,727
Department stores	187	722,543	26	49,414	34,994	14,420	44	167,154	110,701	56,453	117	455,975	220,391	154,554	81,030	...	...
Dry goods, general merchandise stores	1,610	177,467	1,369	126,249	81,234	45,015	103	15,138	7,418	7,720	188	30,080	19,819	11,642	4,619	191	9,950
Variety stores	77	10,837	59	2,734	1,914	820	5	6,721	5,713	1,008	13	1,382	451	199	732	115	2,777
Apparel group	6,373	387,890	1,951	306,136	169,673	136,463	164	18,316	5,968	12,348	258	63,738	34,558	24,881	10,299	245	11,348
Men's, boys' clothing, furnishings stores	437	76,385	444	69,353	40,881	28,472	15	1,144	908	236	28	5,888	3,422	1,897	569	87	3,102
Family clothing stores	609	131,792	460	97,548	56,708	40,842	76	11,293	1,511	9,781	73	22,951	10,884	8,974	3,093	46	2,571
Women's ready-to-wear stores	894	144,343	722	101,623	50,464	51,159	52	6,603	2,353	4,250	120	37,117	17,785	13,152	6,180	67	3,190
Other apparel accessory, specialty stores	63	4,763	51	4,600	3,580	1,020	...	...	...	...	12	163	151	7	5	4	86
Shoe stores	171	23,617	158	20,969	14,703	6,266	4	319	316	3	4	2,339	1,645	583	111	27	1,304
Custom tailors	(1)	(1)	(1)	(1)	(1)	(1)	(1)	(1)	(1)	(1)	(1)	(1)	(1)	(1)	(1)	(1)	(1)
Furriers, fur shops	(1)	(1)	(1)	(1)	(1)	(1)	(1)	(1)	(1)	(1)	(1)	(1)	(1)	(1)	(1)	(1)	(1)
All other apparel stores	(1)	(1)	(1)	(1)	(1)	(1)	(1)	(1)	(1)	(1)	(1)	(1)	(1)	(1)	(1)	(1)	(1)
Furniture, furnishings, appliance group	5,226	506,043	1,742	118,579	54,938	63,641	1,520	153,077	47,284	105,793	1,964	234,387	67,063	64,146	103,178	307	16,429
Furniture stores	2,647	301,343	749	54,468	23,941	31,027	445	100,100	26,545	73,555	453	146,275	38,676	40,377	67,222	116	4,720
Floor covering, drapery stores	134	15,036	77	9,157	3,499	5,658	32	1,967	259	1,708	25	3,912	1,107	2,012	793	13	570
Other home furnishing stores	241	20,564	146	10,631	3,760	6,871	25	8,641	2,175	6,466	20	1,292	489	487	316	54	884
Household appliance stores	2,075	164,619	663	42,361	23,693	18,668	506	41,983	18,098	23,885	508	80,275	25,535	20,699	34,041	163	10,018
Radio stores	(1)	(1)	(1)	(1)	(1)	(1)	(1)	(1)	(1)	(1)	(1)	(1)	(1)	(1)	(1)	(1)	(1)
Automotive group	1,544	1,495,216	5,769	613,274	425,408	187,866	827	116,536	62,725	53,811	2,928	465,409	240,001	151,966	173,439	769	66,418
Motor vehicle (new and used) dealers	3,408	1,425,062	1,963	552,501	397,685	154,816	113	25,999	16,244	9,715	1,422	846,582	493,665	209,331	143,586	152	38,286
Motor vehicle (used) dealers	749	40,177	96	13,876	9,974	3,902	472	65,322	31,451	33,871	72	17,979	3,023	3,194	5,762	220	15,607
Tire, battery, accessory dealers	1,833	160,053	686	41,979	17,749	24,234	230	22,788	13,614	9,169	417	65,242	35,641	37,175	22,466	342	11,342
All other automotive dealers	53	12,938	24	4,918	2,104	2,814	12	2,467	911	1,556	17	5,553	1,662	2,266	1,625	5	277
Gasoline service stations	2,531	241,254	8,288	304,349	203,264	101,085	24	654	580	74	214	15,760	8,920	5,182	1,664	3,150	97,447
Lumber, building, hardware group	7,490	1,770,146	5,907	808,846	278,260	530,586	92	12,316	7,042	5,268	1,421	248,540	94,075	121,249	33,216	1,117	307,744
Lumber yards, building materials dealers	5,181	616,990	2,851	522,028	110,687	411,341	24	3,898	1,920	1,978	404	90,074	18,556	59,590	11,928	117	12,567
Plumbing, paint, electrical stores	960	69,347	770	56,299	19,331	36,968	11	497	386	111	104	12,451	3,977	6,638	2,836	153	4,747
Hardware stores	1,401	134,202	1,159	80,833	44,881	35,952	29	4,228	2,490	1,738	480	54,141	27,599	19,560	6,982	147	7,671
Farm equipment dealers	1,988	44,247	1,127	149,686	7,361	142,325	28	4,187	2,246	1,941	420	91,374	43,943	35,481	11,450	138	15,001
Drug and proprietary stores	2,073	203,976	2,010	(x)	(x)	(x)	1	(x)	(x)	(x)	62	(x)	(x)	(x)	(x)	252	21,123
Other retail stores	6,051	434,663	4,736	(x)	(x)	(x)	522	(x)	(x)	(x)	774	(x)	(x)	(x)	(x)	1,441	94,115
Fuel, fuel oil, ice dealers	455	54,571	369	40,170	16,137	24,033	10	2,319	967	1,352	76	10,082	3,336	4,622	2,124	100	4,128
Feed, farm, garden supply stores	1,439	170,072	1,405	163,713	85,784	77,929	6	1,309	361	948	28	5,050	2,436	1,941	698	49	2,542
Jewelry stores	568	45,732	384	29,324	15,893	13,431	215	16,449	6,003	10,446	359	43,459	17,836	11,740	13,883	61	1,788
Book, stationery stores	192	29,960	214	18,219	3,141	15,074	16	3,800	454	3,346	62	7,045	1,408	2,743	2,894	27	1,472
Sporting goods stores, bicycle stores	132	15,122	112	(x)	(x)	(x)	1	(x)	(x)	(x)	19	(x)	(x)	(x)	(x)	31	1,026
Florists	912	24,384	912	24,384	8,073	16,311	...	...	...	...	...	...	...	...	...	71	1,796
Music stores	224	24,678	46	2,508	1,578	930	73	5,553	2,001	3,552	110	18,419	5,456	4,041	8,922	84	2,354
Optical goods stores	(1)	(1)	(1)	(1)	(1)	(1)	(1)	(1)	(1)	(1)	(1)	(1)	(1)	(1)	(1)	(1)	(1)
Camera, photographic supply stores	93	9,149	53	5,007	1,931	3,076	...	...	...	...	30	4,122	1,821	2,058	243	12	506
All other retail stores	1,486	72,643	1,193	58,513	35,893	22,616	187	5,736	2,348	2,888	106	8,344	3,993	2,603	1,752	949	14,451

See footnotes at end of table.

Table 11E. ANALYSIS OF CASH AND CREDIT SALES AND BALANCES DUE—GEOGRAPHIC DIVISION BY KIND OF BUSINESS 1948—Continued

MOUNTAIN

Data based on sample. See text for description of sample and other explanatory material

Kind of business	Total: Stores (Number)	Total: Sales, entire year (Thousand dollars)	Stores with cash sales only: Number	Stores with cash sales only: Sales, entire year (Thousand dollars)	Stores with credit sales, Total: Stores (Number)	Stores with credit sales, Total: Sales, entire year (Thousand dollars)	Cash sales (Thousand dollars)	Charge account sales (Thousand dollars)	Instalment sales (Thousand dollars)	Balances due from customers, On charge account sales: End of year (Thousand dollars)	On charge account sales: Beginning of year (Thousand dollars)	On instalment sales: End of year (Thousand dollars)	On instalment sales: Beginning of year (Thousand dollars)
Geographic division, total	[illegible]	[illegible]	[illegible]	[illegible]	[illegible]	3,[illegible],32[illegible]	[illegible]	[illegible]	[illegible]	[illegible]	[illegible]	[illegible]	[illegible]
Food group	[illegible]	[illegible]	[illegible]	[illegible]	[illegible]	[illegible]	[illegible]	[illegible]	267	[illegible]	[illegible]	[illegible]	[illegible]
Grocery stores without fresh meat	[illegible]	[illegible]	1,75[illegible]	[illegible]	[illegible]	[illegible]	[illegible]	[illegible]	[illegible]	[illegible]	[illegible]	[illegible]	
Grocery stores with fresh meat	[illegible]	[illegible]	[illegible]	[illegible]	[illegible]	[illegible]	[illegible],423	[illegible]	[illegible]	[illegible]	[illegible]	[illegible]	
Candy, nut, confectionery stores		(1)		(1)	(1)	(1)		(1)					
Dairy products stores, milk dealers	[illegible]	[illegible]	[illegible]	[illegible]	[illegible]	[illegible]	7,321	[illegible]	...	[illegible]	[illegible]	...	...
All other food stores	(1)		(1)	(1)	(1)	(1)	(1)	(1)	(1)		(1)		
Eating and drinking places	[illegible]	[illegible]	[illegible]	[illegible]	[illegible]	[illegible]	[illegible]	2,221	...	3[illegible]	[illegible]	...	...
General stores	[illegible]	[illegible]	[illegible]	7,723	[illegible]	[illegible],213	[illegible]	[illegible]	[illegible]	[illegible]	[illegible]	[illegible]	[illegible]
General merchandise group	[illegible]	[illegible]	[illegible]	[illegible]	[illegible]	339,232	[illegible]	[illegible]	[illegible]	[illegible]	[illegible]	[illegible]	[illegible]
Department stores	[illegible]	[illegible]	[illegible]	28,421	[illegible]	25[illegible],217	154,[illegible]	[illegible],343	[illegible],831	[illegible],115	[illegible]	[illegible]	[illegible]
Dry goods, general merchandise stores	[illegible]	[illegible]	[illegible]	[illegible]	[illegible]	72,434	(x)	(x)	(x)	(x)	(x)	(x)	x
Variety stores	[illegible]	[illegible]	[illegible]	[illegible]	65	7,[illegible]	x	(x)	(x)	x	x	(x)	x
Apparel group	[illegible]	[illegible]	[illegible]	[illegible],317	1,21[illegible]	[illegible]	[illegible]	[illegible]	[illegible]	[illegible]	[illegible]	[illegible]	[illegible]
Men's, boys' clothing, furnishings stores	[illegible]	[illegible]	311	17,[illegible]	[illegible]	35,835	[illegible]	[illegible],651	[illegible]	2,10[illegible]	1,711	[illegible]	[illegible]
Family clothing stores	[illegible]	[illegible]	[illegible]	[illegible]	[illegible]	35,811	22,5[illegible]	[illegible]	1,829	2,532	[illegible]	643	[illegible]
Women's ready-to-wear stores	[illegible]	[illegible]	436	26,829	[illegible]	[illegible],470	30,355	[illegible]	2,3[illegible]	5,372	[illegible]	3[illegible]	[illegible]
Other apparel accessory, specialty stores	(1)	(1)	(1)	(1)	(1)	(1)	(1)	(1)	(1)	(1)	(1)	(1)	
Shoe stores	327	[illegible]	293	21,578	[illegible]	11,06[illegible]	8,710	2,24[illegible]	...	332	[illegible]	...	...
Custom tailors	(1)	(1)	(1)	(1)	(1)	(1)	(1)	(1)	(1)	(1)	(1)	(1)	(1)
Furriers, fur shops	(1)	(1)	(1)	(1)	(1)	(1)	(1)	(1)	(1)	(1)	(1)	(1)	(1)
All other apparel stores	(1)	(1)	(1)	(1)	(1)	(1)	(1)	(1)	(1)	(1)	(1)	(1)	(1)
Furniture, furnishings, appliance group	2,[illegible]	234,298	505	24,748	2,0[illegible]	[illegible]	75,626	81,5[illegible]	63,347	16,237	13,883	[illegible]	[illegible]
Furniture stores	[illegible]	112,626	92	3,869	332	118,757	37,591	41,238	39,928	[illegible],393	3,348	[illegible]	[illegible]
Floor covering, drapery stores	(1)	(1)	(1)	(1)	(1)	(1)	(1)	(1)	(1)	(1)	(1)	(1)	(1)
Other home furnishing stores	(1)	(1)	(1)	(1)	(1)	(1)	(1)	(1)	(1)	(1)	(1)	(1)	(1)
Household appliance stores	1,145	84,928	188	5,749	957	79,179	30,994	2[illegible]	20,741	5,060	4,17[illegible]	3,485	[illegible]
Radio stores	(1)	(1)	1	(1)	(1)	(1)	(1)	(1)		(1)	(1)	(1)	
Automotive group	[illegible]	[illegible],503	661	56,917	[illegible]	722,586	420,42[illegible]	[illegible],722	[illegible],435	[illegible],344	18,212	13,36[illegible]	7,65[illegible]
Motor vehicle (new and used) dealers	[illegible]	[illegible]	118	17,377	2,134	622,419	374,025	176,873	[illegible],521	14,189	15,5[illegible]	8,317	[illegible]
Motor vehicle (used) dealers	[illegible]	75,431	335	30,695	330	44,736	24,723	2,874	1[illegible],139	291	175	1,721	[illegible]
Tire, battery, accessory dealers	[illegible]	49,540	134	4,373	502	45,167	18,337	22,477	4,353	3,[illegible]	2,[illegible]	1,627	[illegible]
All other automotive dealers	(1)	(1)	(1)	(1)	(1)	(1)	(1)	(1)	(1)	(1)	(1)	(1)	(1)
Gasoline service stations	6,[illegible]	284,226	3,274	91,224	3,682	193,002	126,276	65,816	910	[illegible],221	6,485	139	97
Lumber, building, hardware group	3,[illegible]	550,301	774	40,873	3,199	509,428	183,391	297,134	28,243	43,514	35,389	5,031	3,498
Lumber yards, building materials dealers	1,2[illegible]	251,627	120	8,662	1,151	242,[illegible]	53,170	185,501	4,294	27,295	22,45[illegible]	1,3[illegible]	788
Plumbing, paint, electrical stores	[illegible]78	52,327	188	8,602	490	43,725	[illegible]	28,664	2,568	4,368	3,656	[illegible]	371
Hardware stores	1,[illegible]9	89,775	333	12,552	736	77,223	43,781	25,110	8,332	4,038	3,321	1,526	1,149
Farm equipment dealers	955	156,572	133	11,057	822	145,515	74,547	57,919	13,049	7,813	5,[illegible]2	2,030	1,190
Drug and proprietary stores	1,830	158,83[illegible]	969	81,622	861	77,208	61,951	15,079	178	2,656	2,222	31	29
Other retail stores	6,747	372,816	4,019	148,870	2,778	223,946	110,120	97,229	16,597	15,935	12,528	6,119	4,753
Fuel, fuel oil, ice dealers	533	44,083	195	5,133	338	38,950	12,095	26,054	801	3,795	3,000	57	50
Feed, farm, garden supply stores	547	73,884	135	12,412	412	61,472	31,552	29,167	753	3,307	2,736	311	[illegible]
Jewelry stores	909	43,433	326	7,843	583	35,590	20,447	7,994	7,149	3,151	2,570	2,999	[illegible],130
Book, stationery stores	196	17,440	50	4,368	146	13,072	4,528	7,001	1,543	1,115	829	1,061	[illegible]
Sporting goods stores, bicycle stores	393	19,657	227	7,286	166	12,371	8,155	3,931	285	836	515	45	8
Florists	(1)	(1)	(1)	(1)	(1)	(1)	(1)	(1)	(1)	(1)	(1)	(1)	(1)
Music stores	185	15,431	43	813	142	14,618	6,090	4,690	3,838	769	582	1,192	885
Optical goods stores	(1)	(1)	(1)	(1)	(1)	(1)	(1)	(1)	(1)	(1)	(1)	(1)	(1)
Camera, photographic supply stores	(1)	(1)	(1)	(1)	(1)	(1)	(1)	(1)	(1)	(1)	(1)	(1)	(1)
All other retail stores	(1)	(1)	(1)	(1)	(1)	(1)	(1)	(1)	(1)	(1)	(1)	(1)	(1)

See footnotes at end of table.

Table 11E.— ANALYSIS OF CASH AND CREDIT SALES AND BALANCES DUE—GEOGRAPHIC DIVISION BY KIND OF BUSINESS: 1948—Continued

MOUNTAIN

[Data based on sample. See text for description of sample and other explanatory material.]

Kind of business	Stores analyzing sales—Continued														Stores not analyzing sales	
	Stores with credit sales		Stores whose credit sales are all charge account sales				Stores whose credit sales are all installment sales				Stores with both charge account and installment sales						
				Sales, entire year				Sales, entire year				Sales, entire year					
	Number	Sales, entire year (Thousand dollars)	Number	Total (Thousand dollars)	Cash sales (Thousand dollars)	Charge account sales (Thousand dollars)	Number	Total (Thousand dollars)	Cash sales (Thousand dollars)	Installment sales (Thousand dollars)	Number	Total	Cash sales (Thousand dollars)	Charge account sales (Thousand dollars)	Installment sales (Thousand dollars)	Number	Sales, entire year (Thousand dollars)
Geographic division, total	23,352	3,011,329	18,945	1,886,599	1,109,386	777,213	939	151,808	83,448	68,420	3,408	972,862	467,091	313,211	192,560	5,895	215,415
Food group	4,972	488,604	4,836	478,271	333,363	144,408	1	(x)	(x)	(x)	75	(x)	(x)	(x)	(x)	995	49,126
Grocery stores, without fresh meat	1,079	32,923	1,065	31,333	18,578	12,755	...	...	...	...	24	1,590	522	1,000	68	290	7,480
Grocery stores, with fresh meat	3,563	416,184	3,525	(x)	(x)	(x)	1	(x)	(x)	(x)	37	(x)	(x)	(x)	(x)	664	26,815
Candy, nut, confectionery stores	(1)	(1)	(1)	(1)	(1)	(1)	(1)	(1)	(1)	(1)	(1)	(1)	(1)	(1)	(1)	(1)	(1)
Dairy products stores, milk dealers	117	21,977	117	21,977	7,381	14,596	...	...	...	...	...	...	...	...	...	22	461
All other food stores	(1)	(1)	(1)	(1)	(1)	(1)	(1)	(1)	(1)	(1)	(1)	(1)	(1)	(1)	(1)	(1)	(1)
Eating and drinking places	362	14,083	362	14,083	11,862	2,221	...	...	...	...	...	...	...	...	...	1,883	42,743
General stores	618	74,803	525	48,998	23,963	25,035	...	...	...	...	93	25,805	9,448	14,241	2,116	48	2,248
General merchandise group	623	339,232	458	66,320	38,312	28,008	29	50,646	36,055	13,991	136	222,866	130,574	59,213	33,079	58	2,207
Department stores	97	258,817	8	16,497	6,840	9,657	11	40,143	28,393	11,750	78	202,267	114,411	51,776	31,080	...	...
Dry goods, general merchandise stores	461	72,434	387	(x)	(x)	(x)	16	(x)	(x)	(x)	58	(x)	(x)	(x)	(x)	26	1,435
Variety stores	65	7,981	63	(x)	(x)	(x)	2	(x)	(x)	(x)	...	...	...	...	...	32	772
Apparel group	1,216	143,087	1,122	120,271	80,494	39,777	30	4,105	2,141	1,964	64	24,711	9,460	12,047	3,258	121	5,155
Men's, boys' clothing, furnishings stores	306	35,835	302	(x)	(x)	(x)	2	(x)	(x)	(x)	2	(x)	(x)	(x)	(x)	14	401
Family clothing stores	177	35,811	155	27,367	19,221	8,146	10	1,514	242	1,272	12	6,930	3,103	3,270	557	1	40
Women's ready-to-wear stores	511	57,470	455	41,539	23,919	17,620	13	1,724	1,167	557	43	14,207	5,279	7,151	1,777	43	3,531
Other apparel accessory, specialty stores	(1)	(1)	(1)	(1)	(1)	(1)	(1)	(1)	(1)	(1)	(1)	(1)	(1)	(1)	(1)	(1)	(1)
Shoe stores	94	11,006	94	11,006	8,710	2,296	...	...	...	...	...	...	...	...	...	31	882
Custom tailors	(1)	(1)	(1)	(1)	(1)	(1)	(1)	(1)	(1)	(1)	(1)	(1)	(1)	(1)	(1)	(1)	(1)
Furriers, fur shops	(1)	(1)	(1)	(1)	(1)	(1)	(1)	(1)	(1)	(1)	(1)	(1)	(1)	(1)	(1)	(1)	(1)
All other apparel stores	(1)	(1)	(1)	(1)	(1)	(1)	(1)	(1)	(1)	(1)	(1)	(1)	(1)	(1)	(1)	(1)	(1)
Furniture, furnishings, appliance group	2,076	219,550	897	68,356	29,393	38,963	32	29,645	15,460	13,185	853	121,549	33,773	41,614	46,162	148	8,788
Furniture stores	838	118,760	310	28,576	12,261	16,315	133	16,459	5,436	11,023	395	73,722	19,894	24,923	28,905	44	3,798
Floor covering, drapery stores	(1)	(1)	(1)	(1)	(1)	(1)	(1)	(1)	(1)	(1)	(1)	(1)	(1)	(1)	(1)	(1)	(1)
Other home furnishing stores	(1)	(1)	(1)	(1)	(1)	(1)	(1)	(1)	(1)	(1)	(1)	(1)	(1)	(1)	(1)	(1)	(1)
Household appliance stores	957	79,179	377	35,277	12,237	13,040	179	11,638	6,334	5,302	401	42,524	12,371	14,434	15,434	87	3,424
Radio stores	(1)	(1)	(1)	(1)	(1)	(1)	(1)	(1)	(1)	(1)	(1)	(1)	(1)	(1)	(1)	(1)	(1)
Automotive group	5,365	722,586	1,480	230,176	141,683	88,493	292	37,390	16,384	21,008	1,193	395,218	228,362	107,229	59,627	268	38,221
Motor vehicle (new and used) dealers	2,034	622,419	1,110	217,599	134,377	83,222	26	7,878	3,337	4,541	398	356,342	196,411	93,551	66,930	99	13,677
Motor vehicle (used) dealers	330	44,736	73	9,484	2,758	1,726	205	25,027	12,730	12,297	52	10,424	5,235	1,243	3,842	31	4,614
Tire, battery, accessory dealers	502	45,167	262	17,607	7,527	10,080	12	724	317	407	228	26,831	11,216	12,390	3,228	133	3,704
All other automotive dealers	(1)	(1)	(1)	(1)	(1)	(1)	(1)	(1)	(1)	(1)	(1)	(1)	(1)	(1)	(1)	(1)	(1)
Gasoline service stations	3,682	191,302	3,580	235,795	122,806	62,989	22	(x)	(x)	(x)	8	(x)	(x)	(x)	(x)	1,344	45,414
Lumber, building, hardware group	2,199	509,428	2,131	369,761	187,146	244,615	113	18,476	10,759	7,717	575	121,191	46,086	54,579	20,526	196	7,416
Lumber yards, building materials dealers	1,151	242,365	1,068	(x)	(x)	(x)	4	(x)	(x)	(x)	79	(x)	(x)	(x)	(x)	43	1,536
Plumbing, paint, electrical stores	490	43,726	427	(x)	(x)	(x)	1	(x)	(x)	(x)	72	(x)	(x)	(x)	(x)	62	1,314
Hardware stores	736	77,223	674	36,931	21,837	15,094	90	13,337	8,934	4,403	170	26,955	13,110	10,116	3,729	64	3,...
Farm equipment dealers	822	146,514	562	82,988	47,169	35,819	18	5,872	1,382	1,...	252	69,655	25,396	22,120	22,...	27	1,...
Drug and proprietary stores	861	77,208	839	75,619	60,896	14,723	...	...	...	...	22	1,589	1,05...	3...	...	9...	...
Other retail stores	2,778	223,346	2,275	168,949	88,968	79,981	126	10,876	4,603	6,253	377	...,141	16,649	17,...	10,...	...6	28,...
Fuel, fuel oil, ice dealers	335	38,956	304	30,543	15,683	14,...	...	...	...	...	34	8,...	2,...	3,...	1,...	4...	1,...
Feed, farm, garden supply stores	412	61,472	349	(x)	(x)	(x)	2	(x)	(x)	(x)	11	(x	(x	x	x	...	14,...
Jewelry stores	583	36,590	377	16,199	10,361	5,...	59	5,761	2,...	3,...	147	13,...	6,...	2,...	...,...	...	...
Book, stationery stores	146	13,072	136	10,778	4,325	6,...	4	1,227	74	1,...	6	1,...	1...	5...	3...	...	...
Sporting goods stores, bicycle stores	166	12,371	117	8,095	5,611	2,...	...	...	...	...	49	4,...	2,...	1,...	...	...	...
Florists	(1)	(1)	(1)	(1)	(1)	(1)	(1)	(1)	(1)	(1)	(1)	(1)	(1)	(1)	(1)	(1)	(1)
Music stores	142	14,618	66	...,...	2,149	2,...	14	2,...	1,...	...	37	3,...	2,...	2,...	1,...	...	...
Optical goods stores	(1)	(1)	(1)	(1)	(1)	(1)	(1)	(1)	(1)	(1)	(1)	(1)	(1)	(1)	(1)	(1)	(1)
Camera, photographic supply stores	(1)	(1)	(1)	(1)	(1)	(1)	(1)	(1)	(1)	(1)	(1)	(1)	(1)	(1)	(1)	(1)	(1)
All other retail stores	(1)	(1)	(1)	(1)	(1)	(1)	(1)	(1)	(1)	(1)	(1)	(1)	(1)	(1)	(1)	(1)	(1)

See footnotes at end of table.

Table 11E. - ANALYSIS OF CASH AND CREDIT SALES AND BALANCES DUE—GEOGRAPHIC DIVISION BY KIND OF BUSINESS, 1948—Continued

PACIFIC

[Data based on sample. See text for description of sample and other explanatory material.]

Kind of business	Total: Stores (Number)	Total: Sales, entire year (Thousand dollars)	Stores analyzing sales — Stores with cash sales only: Number	Stores with cash sales only: Sales, entire year (Thousand dollars)	Stores with credit sales — Total: Stores (Number)	Stores with credit sales — Total: Sales, entire year (Thousand dollars)	Cash sales (Thousand dollars)	Charge account sales (Thousand dollars)	Installment sales (Thousand dollars)	Balances due from customers — On charge account sales: End of year (Thousand dollars)	On charge account sales: Beginning of year (Thousand dollars)	On installment sales: End of year (Thousand dollars)	On installment sales: Beginning of year (Thousand dollars)
Geographic division, total	[illegible]	[illegible]	[illegible]	[illegible]	[illegible]	8,811,[illegible]	[illegible]	[illegible]	[illegible]	[illegible]	[illegible]	[illegible]	[illegible]
Food group	[illegible]	[illegible]	[illegible]	[illegible]	[illegible]	[illegible]	[illegible]	320,6[illegible]3	[illegible]	[illegible]	[illegible]	[illegible]	[illegible]
Grocery stores, without fresh meat	[illegible]	[illegible]	[illegible]	[illegible]	[illegible]	[illegible]	[illegible]	[illegible]	[illegible]	[illegible]	[illegible]	...	...
Grocery stores, with fresh meat	[illegible]	[illegible]	[illegible]	[illegible]	[illegible]	1,108,11[illegible]	[illegible]	[illegible]	[illegible]	[illegible]	[illegible]	...	...
Candy, nut, confectionery stores	[illegible]	[illegible]	[illegible]	[illegible]	[illegible]	[illegible]	[illegible]	1,113	...	[illegible]	[illegible]	...	...
Dairy products stores, milk dealers	[illegible]	[illegible]	[illegible]	[illegible]	[illegible]	93,783	[illegible]	[illegible]	...	[illegible]	[illegible]	...	...
All other food stores	[illegible]	[illegible]	[illegible]	[illegible]	[illegible]	[illegible]	[illegible]	[illegible]	[illegible]	[illegible]	[illegible]	[illegible]	[illegible]
Eating and drinking places	[illegible]	[illegible]	[illegible]	[illegible]	[illegible]	[illegible]	[illegible]	[illegible]	...	[illegible]	[illegible]	...	...
General stores	[illegible]	[illegible]	130	[illegible]	[illegible]	41,753	[illegible]	[illegible]	603	[illegible]	[illegible]	[illegible]	[illegible]
General merchandise group	[illegible]	[illegible]	[illegible]	[illegible]	362	1,343,387	780,41[illegible]	[illegible]	212,[illegible]	[illegible]	[illegible]	[illegible]	[illegible]
Department stores	[illegible]	[illegible]	22	59,489	[illegible]	1,22[illegible],760	715,288	[illegible]	205,436	[illegible]	[illegible]	[illegible]	[illegible]
Dry goods, general merchandise stores	[illegible]	[illegible]	1,468	175,704	538	108,628	60,180	41,[illegible]11	6,73[illegible]	[illegible]	[illegible]	[illegible]	[illegible]
Variety stores	[illegible]	[illegible]	[illegible]	221,[illegible]	[illegible]	[illegible]	[illegible]	352	[illegible]	[illegible]	[illegible]	[illegible]	[illegible]
Apparel group	[illegible]	[illegible]	[illegible]	366,[illegible]	[illegible],678	589,5[illegible]	335,717	234,073	[illegible]	50,802	[illegible]	[illegible]	[illegible]
Men's, boys' clothing, furnishings stores	[illegible]	[illegible],220	1,[illegible]1	[illegible]	[illegible]	134,468	87,125	[illegible],788	2,55[illegible]	[illegible]	[illegible]	[illegible]	[illegible]
Family clothing stores	[illegible]	[illegible]	381	25,38[illegible]	370	107,390	58,5[illegible]	42,[illegible]3	6,3[illegible]	9,5[illegible]	8,902	[illegible]	[illegible]
Women's ready-to-wear stores	[illegible]	[illegible]	[illegible]	[illegible]	1,520	254,[illegible]	127,[illegible]	119,667	7,20[illegible]	[illegible],006	[illegible]	1,[illegible]	1,[illegible]18
Other apparel accessory, specialty stores	[illegible]	[illegible],500	814	21,615	125	11,885	9,782	2,094	(v)	[illegible]	231	...	...
Shoe stores	[illegible]	154,384	1,575	107,820	308	46,569	[illegible],510	9,687	372	1,466	1,358	[illegible]	10
Custom tailors	[illegible]	13,925	548	10,057	147	[illegible],868	3,042	5,618	[illegible]	[illegible]	[illegible]19	[illegible]	[illegible]
Furriers, fur shops	(1)	(1)	(1)	(1)	(1)	(1)	(1)	(1)	(1)	(1)	(1)	(1)	[illegible]
All other apparel stores	[illegible]	[illegible],621	817	14,[illegible]	[illegible]	9,824	7,148	[illegible],60[illegible]	6[illegible]	480	[illegible]	[illegible]	...
Furniture, furnishings, appliance group	[illegible],330	864,332	3,[illegible]5	97,468	5,835	66,864	246,688	251,806	268,[illegible]0	45,860	[illegible],350	[illegible]	[illegible]
Furniture stores	[illegible],384	[illegible],424	[illegible]77	29,633	[illegible],307	41[illegible],236	107,171	140,478	168,647	27,0[illegible]	23,[illegible]	53,[illegible]	[illegible]
Floor covering, drapery stores	1,3[illegible]4	[illegible],105	518	17,[illegible]	496	50,108	15,2[illegible]	32,[illegible]	2,335	6,586	5,067	[illegible]	[illegible]
Other home furnishing stores	1,2[illegible]	[illegible],477	336	14,141	359	50,336	17,9[illegible]	12,524	19,815	1,783	1,526	[illegible]	5,0[illegible]
Household appliance stores	[illegible]	[illegible],830	539	20,1[illegible]6	[illegible],209	220,634	91,332	60,138	63,164	[illegible],718	[illegible],395	[illegible]	[illegible]
Radio stores	[illegible]	[illegible],491	[illegible]5	10,501	464	[illegible]9,490	14,909	6,1[illegible]2	8,40[illegible]	1,140	893	1,33[illegible]	[illegible]
Automotive group	[illegible],678	2,284,998	1,718	174,786	5,960	2,110,212	1,111,807	534,618	463,787	5[illegible],465	46,338	58,382	[illegible]
Motor vehicle (new and used) dealers	[illegible],287	1,758,[illegible]	174	44,[illegible]16	[illegible],393	1,714,026	937,526	441,558	334,442	46,956	35,899	37,[illegible]51	27,11[illegible]
Motor vehicle (used) dealers	[illegible]	324,268	[illegible]1	100,472	1,306	223,796	102,294	17,277	104,225	2,132	1,938	14,595	[illegible]
Tire, battery, accessory dealers	1,634	145,083	372	14,737	1,262	130,346	56,583	61,952	11,811	9,000	7,203	[illegible]	[illegible],70
All other automotive dealers	683	[illegible],305	321	15,[illegible]61	299	42,044	15,404	13,831	12,809	1,377	1,298	1,814	[illegible]
Gasoline service stations	[illegible],756	727,[illegible]	[illegible],769	337,072	6,987	389,972	262,[illegible]93	124,938	[illegible],641	20,398	14,04[illegible]	434	[illegible]5
Lumber, building, hardware group	8,189	1,212,723	2,183	88,030	6,006	1,124,693	319,551	755,424	49,[illegible]18	90,135	83,561	[illegible],286	6,865
Lumber yards, building materials dealers	2,698	630,315	402	25,724	2,[illegible]46	604,591	120,060	480,44[illegible]	4,086	55,300	53,094	238	[illegible]
Plumbing, paint, electrical stores	[illegible],018	132,641	705	21,939	1,313	110,702	34,370	73,[illegible]33	2,54[illegible]	9,[illegible]58	8,448	377	24[illegible]
Hardware stores	2,654	236,521	989	34,614	1,665	201,907	107,779	79,379	14,749	13,022	11,876	2,864	2,2[illegible]
Farm equipment dealers	81[illegible]	213,246	87	5,753	732	207,493	57,342	121,867	28,284	12,05[illegible]	10,143	5,207	3,745
Drug and proprietary stores	4,552	456,320	3,320	327,234	1,232	129,586	102,625	26,863	98	4,322	3,[illegible]25	9	7
Other retail stores	[illegible],136	1,393,398	15,567	561,827	7,569	831,571	325,687	418,633	87,251	63,389	54,075	41,957	[illegible]
Fuel, fuel oil, ice dealers	1,034	121,491	307	10,565	727	110,926	30,799	77,623	2,504	13,392	10,134	504	349
Feed, farm, garden supply stores	1,74[illegible]	324,218	440	29,773	1,300	294,445	97,827	194,316	2,302	22,351	20,347	333	[illegible]44
Jewelry stores	2,370	149,[illegible]90	958	19,415	1,412	130,375	55,468	29,898	45,009	9,857	8,337	20,866	18,680
Book, stationery stores	1,028	80,741	514	10,303	514	70,438	22,449	34,540	13,449	5,828	4,984	11,039	8,[illegible]52
Sporting goods stores, bicycle stores	1,376	47,183	1,086	26,891	290	20,292	12,983	6,742	567	991	862	95	69
Florists	1,602	40,320	809	11,200	793	29,120	13,621	15,499	...	2,680	2,167	...	...
Music stores	731	48,836	383	7,797	348	41,039	13,920	10,751	16,368	1,551	1,415	[illegible],397	4,742
Optical goods stores	161	6,955	94	2,772	67	4,183	2,794	1,141	248	190	173	65	[illegible]
Camera, photographic supply stores	523	31,986	270	9,094	253	22,892	14,278	8,122	492	1,215	1,000	66	66
All other retail stores	12,571	541,878	10,706	434,01[illegible]	1,865	107,861	61,548	40,001	6,312	5,334	4,656	1,592	[illegible]

See footnotes at end of table.

Table 11E.— ANALYSIS OF CASH AND CREDIT SALES AND BALANCES DUE—GEOGRAPHIC DIVISION BY KIND OF BUSINESS: 1948—Continued

PACIFIC

[Data based on sample. See text for description of sample and other explanatory material.]

Kind of business	Stores analyzing sales—Continued														Stores not analyzing sales	
	Stores with credit sales		Stores whose credit sales are all charge account sales				Stores whose credit sales are all installment sales				Stores with both charge account and installment sales					
				Sales, entire year				Sales, entire year				Sales, entire year				
	Number	Sales, entire year (Thousand dollars)	Number	Total (Thousand dollars)	Cash sales (Thousand dollars)	Charge account sales (Thousand dollars)	Number	Total (Thousand dollars)	Cash sales (Thousand dollars)	Installment sales (Thousand dollars)	Number	Total	Cash sales (Thousand dollars)	Charge account sales (Thousand dollars)	Installment sales (Thousand dollars)	Number	Sales, entire year (Thousand dollars)
Geographic division, total	48,207	8,811,566	37,057	4,784,363	2,742,612	2,046,751	3,131	757,512	399,596	357,916	8,019	3,264,691	1,516,264	999,775	748,652	16,300	632,863
Food group	9,302	1,419,205	9,212	1,393,590	1,078,516	315,074	23	1,114	902	212	67	24,501	17,209	5,559	1,733	2,727	131,976
Grocery stores, without fresh meat	1,749	116,740	1,927	115,921	78,185	37,736	10	260	230	30	12	559	353	175	31	1,022	42,978
Grocery stores, with fresh meat	6,131	1,108,112	6,083	1,090,842	908,445	182,387	5	454	312	142	41	16,516	12,601	3,656	559	653	48,212
Candy, nut, confectionery stores	29	3,288	29	3,288	2,175	1,113	...	...	...	...	...	...	...	...	...	142	1,980
Dairy products stores, milk dealers	252	93,783	252	93,783	25,073	68,710	...	...	...	...	...	...	...	...	...	25	1,591
All other food stores	941	97,282	921	89,766	64,648	25,128	10	390	360	30	10	1,126	4,277	1,706	1,143	885	37,215
Eating and drinking places	440	64,751	440	64,751	56,235	8,516	...	...	...	...	...	...	...	...	...	4,669	123,515
General stores	336	41,753	285	29,016	14,905	14,111	...	...	...	...	51	12,737	5,822	6,312	603	32	1,499
General merchandise group	868	1,343,187	525	122,176	69,110	53,066	108	332,778	229,857	102,921	231	888,433	461,448	297,533	109,452	247	8,686
Department stores	246	1,224,560	24	37,684	19,922	17,762	56	322,782	225,020	97,762	166	869,214	470,346	291,194	107,674	...	...
Dry goods, general merchandise stores	538	108,628	435	(x)	(x)	(x)	39	(x)	(x)	(x)	64	(x)	(x)	(x)	(x)	108	4,237
Variety stores	78	9,999	66	(x)	(x)	(x)	13	(x)	(x)	(x)	1	(x)	(x)	(x)	(x)	139	4,449
Apparel group	3,678	584,572	3,300	519,067	304,221	215,850	164	21,043	11,162	9,881	214	47,462	21,338	18,223	7,901	712	23,131
Men's, boys' clothing, furnishings stores	837	134,468	792	126,494	83,103	43,391	21	3,796	1,923	1,873	24	4,218	2,099	1,497	682	106	6,081
Family clothing stores	370	101,490	294	92,230	52,187	40,043	55	3,946	955	2,991	21	10,614	5,430	1,800	3,184	18	1,451
Women's ready-to-wear stores	1,520	254,756	1,344	217,101	110,080	107,021	59	9,927	6,249	3,678	117	27,728	11,553	12,646	3,529	301	9,613
Other apparel accessory, specialty stores	125	11,885	113	(x)	(x)	(x)	6	(x)	(x)	(x)	1	(x)	(x)	(x)	(x)	44	824
Shoe stores	306	46,569	305	(x)	(x)	(x)	2	(x)	(x)	(x)	1	(x)	(x)	(x)	(x)	68	2,041
Custom tailors	147	8,868	145	(x)	(x)	(x)	1	(x)	(x)	(x)	1	(x)	(x)	(x)	(x)	61	423
Furriers, fur shops	(1)	(1)	(1)	(1)	(1)	(1)	(1)	(1)	(1)	(1)	(1)	(1)	(1)	(1)	(1)	(1)	(1)
All other apparel stores	200	4,824	191	4,457	3,848	609	9	367	300	67	...	...	...	...	...	113	2,090
Furniture, furnishings, appliance group	5,835	766,864	2,361	206,141	86,024	120,162	1,021	134,419	44,356	84,563	2,453	426,254	115,803	131,044	178,807	1,009	31,980
Furniture stores	2,307	416,296	765	76,511	26,543	49,968	440	63,927	17,846	46,081	1,102	275,858	62,776	90,516	122,566	197	3,743
Floor covering, drapery stores	496	50,108	436	28,544	12,204	16,340	8	979	437	542	52	10,530	2,673	6,098	1,759	146	4,161
Other home furnishing stores	359	50,336	263	16,685	7,510	9,175	68	23,236	5,735	17,501	28	10,415	4,452	3,349	2,314	144	4,010
Household appliance stores	2,904	220,624	725	65,257	33,806	31,451	385	38,668	17,047	21,621	1,039	116,709	40,429	28,677	47,603	444	11,835
Radio stores	464	29,490	172	4,139	1,961	2,178	120	7,609	3,781	3,828	172	12,742	5,161	2,744	4,561	278	3,581
Automotive group	5,786	2,110,212	2,007	483,606	290,546	179,070	1,124	170,663	77,542	43,071	2,746	1,469,942	742,677	355,548	370,716	548	84,914
Motor vehicle (new and used) dealers	3,093	1,714,026	1,123	378,418	246,277	132,141	74	24,353	11,871	12,482	1,896	1,306,247	653,373	309,419	321,460	151	50,226
Motor vehicle (used) dealers	1,406	223,746	177	24,597	10,067	7,534	952	121,655	43,578	78,077	256	77,494	54,044	9,304	34,148	178	18,566
Tire, battery, accessory dealers	1,282	130,746	682	53,516	22,511	30,448	64	6,463	5,907	1,056	512	64,827	28,164	30,954	1,709	389	14,747
All other automotive dealers	205	41,694	91	13,075	4,690	8,401	114	18,692	6,186	12,506	82	20,374	6,688	5,430	8,253	80	5,284
Gasoline service stations	6,087	384,572	6,042	356,874	242,256	114,618	13	607	401	206	32	27,491	19,796	10,320	3,375	3,434	136,741
Lumber, building, hardware group	6,206	1,124,693	4,485	864,476	426,287	438,189	87	22,002	14,102	7,900	934	238,134	68,661	137,715	31,818	551	1,452
Lumber yards, building materials dealers	2,296	707,591	2,174	573,572	112,191	461,381	8	2,793	1,116	1,677	114	38,226	6,753	19,064	12,409	85	8,088
Plumbing, paint, electrical stores	1,214	110,702	1,193	44,772	20,844	23,928	35	2,253	1,670	583	85	13,617	1,876	9,855	1,886	204	4,545
Hardware stores	1,665	201,007	1,006	116,463	64,443	52,020	41	15,433	4,858	5,575	418	70,011	33,678	27,159	9,174	174	4,175
Farm equipment dealers	32	205,493	112	79,689	28,811	50,878	3	1,524	1,459	65	317	116,280	26,354	1,707	88,219	87	4,644
Drug and proprietary stores	1,574	134,586	1,216	127,979	101,264	26,715	...	...	...	...	16	1,607	1,361	148	98	125	12,111
Other retail stores	5,569	861,771	6,016	633,617	462,777	171,360	586	74,885	20,722	54,163	461	121,089	41,201	46,[illegible]	33,084	1,146	51,[illegible]
Fuel, fuel oil, ice dealers	27	110,326	638	(x)	(x)	(x)	1	(x)	(x)	(x)	88	(x)	(x)	(x)	(x)	[illegible]	[illegible]
Feed, farm, garden supply stores	1,400	294,445	1,268	(x)	(x)	(x)	2	(x)	(x)	(x)	30	(x)	(x)	(x)	(x)	116	27,[illegible]
Jewelry stores	1,412	130,395	912	55,780	31,722	24,053	247	45,641	10,764	34,877	253	28,454	12,977	5,845	10,132	185	[illegible]
Book, stationery stores	914	70,438	446	49,307	14,618	34,689	25	8,500	433	8,067	43	12,631	2,398	4,251	5,982	24	514
Sporting goods stores, bicycle stores	290	20,342	206	15,118	4,066	6,052	19	843	428	115	65	4,331	3,189	690	452	120	1,049
Florists	79	24,120	793	29,120	13,621	15,499	...	...	...	...	...	...	...	...	...	114	1,587
Music stores	348	41,039	113	6,383	2,893	3,490	122	10,549	4,518	6,031	113	24,107	6,509	[illegible]261	10,[illegible]	91	1,081
Optical goods stores	67	4,183	52	(x)	(x)	(x)	2	(x)	(x)	(x)	13	(x)	(x)	(x)	(x)	10	481
Camera, photographic supply stores	253	22,842	197	17,702	11,129	6,573	...	...	...	...	56	5,140	3,149	1,549	442	63	1,[illegible]
All other retail stores	1,865	107,861	1,391	84,389	51,355	33,034	168	7,929	3,348	3,981	306	15,543	6,245	6,967	2,331	1,157	29,55[illegible]

v Withheld because of insufficient data.
x Withheld to avoid disclosure.
1 Information not shown because of high sampling variability.

Table 11F.—ANALYSIS OF CASH AND CREDIT SALES AND BALANCES DUE FOR LARGE STORES AND MULTIUNITS, AND SAMPLE OF SMALL STORES —GEOGRAPHIC DIVISION, BY KIND OF BUSINESS: 1948

NEW ENGLAND

[See text for explanatory material]

Kind of business	Large stores and multiunits														Stores not analyzing sales	
	Stores analyzing sales															
	Total		Stores with cash sales only		Stores with credit sales											
					Total					Balances due from customers						
										On charge account sales		On installment sales				
	Stores	Sales, entire year	Number	Sales, entire year	Stores	Sales, entire year	Cash sales	Charge account sales	Installment sales	End of year	Beginning of year	End of year	Beginning of year		Number	Sales, entire year
	(Number)	(Thousand dollars)		(Thousand dollars)	(Number)	(Thousand dollars)	(Thousand dollars)	(Thousand dollars)	(Thousand dollars)	(Thousand dollars)	(Thousand dollars)	(Thousand dollars)	(Thousand dollars)			(Thousand dollars)
Geographic division, total	24,917	5,801,266	12,419	2,009,650	12,498	3,792,016	1,785,978	1,644,380	361,658	242,729	217,941	83,525	98,151		647	114,741
Food group	6,556	1,524,330	4,708	1,028,876	1,848	495,454	228,220	256,472	562	19,853	17,434	134	111		178	31,511
Grocery stores, without fresh meat	1,511	175,152	1,439	155,691	74	19,461	10,032	7,421	8	1,632	1,598	1	1		11	1,740
Grocery stores, with fresh meat	3,268	995,408	1,965	754,735	1,297	241,173	164,236	76,574	363	7,218	6,180	43	37		99	14,522
Candy, nut, confectionery stores	44	12,726	43	17,901	1	825	550	275	...	102	87	...	...		3	530
Dairy products stores, milk dealers	564	233,164	446	36,648	320	196,516	34,872	161,644	...	10,233	9,064	...	...		17	3,100
All other food stores	779	91,180	630	63,901	149	27,279	18,530	8,558	191	668	565	90	73		50	6,749
Eating and drinking places	2,020	228,543	1,944	208,466	76	19,577	16,396	3,181	...	261	227	...	...		43	1,363
General stores	49	6,199	9	1,097	40	5,102	3,112	1,943	47	423	281	22	21		1	168
General merchandise group	1,285	833,265	956	218,671	329	614,594	343,251	204,074	67,269	36,593	35,188	19,146	17,706		15	3,433
Department stores	180	582,681	45	29,203	141	553,478	300,544	188,409	64,525	33,420	32,241	17,915	16,925		...	...
Dry goods, general merchandise stores	423	78,652	256	34,143	167	44,509	27,476	15,562	1,471	3,128	2,911	601	383		11	3,053
Variety stores	677	171,932	655	155,325	21	16,607	15,231	103	1,273	45	36	630	398		4	380
Apparel group	2,902	516,230	1,543	159,523	1,359	357,313	175,518	148,361	33,434	32,889	30,239	10,499	10,266		85	13,364
Men's, boys' clothing, furnishings stores	523	100,808	241	27,588	342	73,220	41,310	27,363	4,547	6,124	5,455	927	814		5	713
Family clothing stores	320	86,816	92	14,687	228	72,129	31,162	29,306	11,661	8,096	7,248	4,254	3,723		10	1,143
Women's ready-to-wear stores	831	203,461	340	42,643	491	160,818	75,522	73,632	11,664	14,842	13,956	4,005	4,280		47	8,641
Other apparel accessory, specialty stores	323	17,423	290	14,377	33	3,046	1,853	1,193	...	164	140	...	...		7	341
Shoe stores	646	77,195	510	54,438	136	22,757	16,791	5,957	9	925	858	3	2		9	667
Custom tailors	17	2,798	5	(x)	12	(x)	(x)	(x)	(x)	(x)	(x)	(x)	(x)		...	...
Furriers, fur shops	81	14,824	2	(x)	79	(x)	(x)	(x)	(x)	(x)	(x)	(x)	(x)		2	316
All other apparel stores	101	13,511	63	5,234	38	8,277	5,540	2,444	293	600	499	76	72		5	949
Furniture, furnishings, appliance group	1,778	304,674	212	19,395	1,566	285,279	74,779	103,854	106,646	22,876	20,131	38,389	30,270		31	5,815
Furniture stores	770	159,244	66	7,674	704	151,620	30,782	56,838	64,000	15,228	13,564	25,040	20,461		13	3,424
Floor covering, drapery stores	127	20,559	47	3,803	80	16,756	4,970	10,565	1,221	1,734	1,524	263	113		3	199
Other home furnishing stores	94	15,077	42	3,870	52	11,207	2,592	1,546	7,069	331	283	3,294	2,873		3	404
Household appliance stores	700	98,680	36	2,817	664	95,863	32,962	32,194	30,707	5,101	4,472	9,233	6,470		11	1,691
Radio stores	87	11,064	21	1,231	66	9,833	3,473	2,711	3,649	482	288	552	347		1	105
Automotive group	2,917	1,006,647	405	79,834	2,512	926,813	575,762	248,423	102,628	25,023	20,921	8,437	5,751		95	24,345
Motor vehicle (new and used) dealers	2,168	862,147	110	26,885	2,058	835,262	529,297	221,791	84,174	21,063	17,698	6,255	4,118		59	20,262
Motor vehicle (used) dealers	375	91,054	203	44,598	172	46,456	28,459	4,592	13,405	727	436	970	871		20	5,382
Tire, battery, accessory dealers	318	44,101	75	5,575	243	38,526	14,402	19,916	4,208	3,048	2,618	1,104	654		15	3,569
All other automotive dealers	56	9,345	17	2,776	39	6,569	3,604	2,124	841	185	169	108	108		1	132
Gasoline service stations	739	64,767	273	19,148	466	45,619	28,552	16,821	246	2,455	2,214	61	43		38	4,152
Lumber, building, hardware group	1,615	434,236	172	15,670	1,443	418,566	112,110	286,600	19,856	44,870	37,222	2,157	1,721		40	11,157
Lumber yards, building materials dealers	719	257,644	29	4,354	690	253,290	39,774	211,564	1,952	33,293	26,974	260	203		17	7,969
Plumbing, paint, electrical stores	284	40,300	31	2,033	253	38,267	12,274	24,115	1,878	3,931	3,461	98	132		14	2,132
Hardware stores	460	102,398	86	6,902	374	95,496	47,726	34,870	12,900	5,183	4,836	1,309	994		8	923
Farm equipment dealers	152	33,894	26	2,381	126	31,513	12,336	16,051	3,126	2,463	1,951	490	392		1	133
Drug and proprietary stores	861	111,147	565	66,699	296	44,448	(x)	(x)	(x)	(x)	(x)	(x)	(x)		13	1,409
Other retail stores	4,195	781,322	1,632	191,871	2,563	589,451	(x)	(x)	(x)	(x)	(x)	(x)	(x)		108	18,922
Fuel, fuel oil, ice dealers	1,051	281,065	86	9,636	965	271,429	72,855	194,527	4,047	30,980	28,944	725	489		27	8,254
Feed, farm, garden supply stores	740	192,282	76	22,992	664	169,290	48,149	120,634	507	15,552	14,979	115	57		10	1,632
Jewelry stores	286	51,634	40	2,886	246	48,748	18,805	11,993	17,950	2,943	2,695	8,681	7,693		13	1,210
Book, stationery stores	179	28,681	32	2,045	147	26,636	9,764	12,972	3,900	2,197	2,098	3,194	2,876		3	257
Sporting goods stores, bicycle stores	77	9,098	24	817	53	8,281	4,944	3,288	49	474	501	13	16		6	1,131
Florists	95	5,308	35	838	60	4,470	1,852	2,618	...	475	449	...	...		...	...
Music stores	71	9,551	26	686	45	8,865	3,090	3,147	2,628	570	572	878	727		4	561
Optical goods stores	28	2,390	3	16	25	2,374	(x)	(x)	(x)	(x)	(x)	(x)	(x)		...	...
Camera, photographic supply stores	52	6,955	16	687	36	6,268	3,657	2,490	121	463	369	15	11		1	295
All other retail stores	1,616	194,358	1,294	151,268	322	43,090	25,430	16,190	1,470	2,787	2,525	530	360		44	5,582

See footnotes at end of table.

Table 11F.—ANALYSIS OF CASH AND CREDIT SALES AND BALANCES DUE FOR LARGE STORES AND MULTIUNITS, AND SAMPLE OF SMALL STORES —GEOGRAPHIC DIVISION, BY KIND OF BUSINESS: 1948—Continued

NEW ENGLAND

[See text for explanatory material]

Kind of business	Sample of small single-unit stores														
	Stores analyzing sales													Stores not analyzing sales	
	Total		Stores with cash sales only		Stores with credit sales										
					Total					Balances due from customers					
										On charge account sales		On installment sales			
	Stores (Number)	Sales, entire year (Thousand dollars)	Number	Sales, entire year (Thousand dollars)	Stores (Number)	Sales, entire year (Thousand dollars)	Cash sales (Thousand dollars)	Charge account sales (Thousand dollars)	Installment sales (Thousand dollars)	End of year (Thousand dollars)	Beginning of year (Thousand dollars)	End of year (Thousand dollars)	Beginning of year (Thousand dollars)	Number	Sales, entire year (Thousand dollars)
Geographic division, total	8,180	258,112	5,897	163,106	2,283	95,006	60,176	31,261	3,569	4,994	4,115	1,237	939	782	18,343
Food group	2,446	79,642	1,685	48,486	761	31,156	20,732	10,398	(v)	911	688	(v)	...	194	4,987
Grocery stores, without fresh meat	741	15,365	570	10,986	171	4,379	3,297	1,082	...	107	70	...	...	61	1,134
Grocery stores, with fresh meat	1,056	45,799	546	22,300	510	23,499	15,485	7,988	(v)	706	538	(v)	...	72	2,464
Candy, nut, confectionery stores	146	2,730	136	2,496	10	234	182	52	...	5	3	...	...	7	124
Dairy products stores, milk dealers	50	2,143	27	998	23	1,145	348	797	...	56	45	...	...	2	108
All other food stores	453	13,605	406	11,706	47	1,899	1,420	479	...	37	32	...	...	52	1,157
Eating and drinking places	1,569	43,036	1,560	42,758	9	278	255	23	...	...	...	...	...	183	4,177
General stores	(1)	(1)	(1)	(1)	(1)	(1)	(1)	(1)	(1)	(1)	(1)	(1)	(1)	(1)	(1)
General merchandise group	182	4,559	150	3,585	32	974	655	239	80	89	90	49	47	18	255
Department stores	...	...	...	...	...	...	...	...	...	...	...	...	...	...	...
Dry goods, general merchandise stores	119	2,984	91	2,088	28	896	583	233	80	88	89	49	47	16	204
Variety stores	63	1,575	59	1,497	4	78	72	(v)	...	(v)	(v)	...	...	2	51
Apparel group	604	18,767	422	11,054	182	7,713	4,884	2,415	414	531	453	209	194	39	1,050
Men's, boys' clothing, furnishings stores	134	4,769	100	3,133	34	1,636	1,254	330	52	71	54	28	26	9	120
Family clothing stores	49	1,865	31	1,020	18	845	502	197	146	91	78	87	84	3	145
Women's ready-to-wear stores	140	4,920	75	2,115	65	2,805	1,543	1,142	120	172	149	54	50	6	53
Other apparel accessory, specialty stores	79	1,541	68	1,261	11	280	156	120	(v)	25	31	...	...	6	207
Shoe stores	99	3,035	79	2,244	20	791	(x)	(x)	(x)	(x)	(x)	(x)	(x)	7	210
Custom tailors	(1)	(1)	(1)	(1)	(1)	(1)	(1)	(1)	(1)	(1)	(1)	(1)	(1)	(1)	(1)
Furriers, fur shops	15	526	1	(x)	14	(x)	(x)	(x)	(x)	(x)	(x)	(x)	(x)	1	53
All other apparel stores	51	1,539	38	1,069	13	470	384	86	...	15	10	...	...	5	114
Furniture, furnishings, appliance group	380	11,373	190	3,254	190	8,119	3,845	2,666	1,608	753	623	495	380	54	794
Furniture stores	99	4,419	17	378	82	4,041	1,843	1,148	1,000	486	417	398	334	5	13
Floor covering, drapery stores	47	1,432	31	822	16	610	212	372	26	52	24	16	4	10	260
Other home furnishing stores	112	1,397	95	925	17	472	188	147	137	18	14	(v)	(v)	14	71
Household appliance stores	90	3,429	34	885	56	2,544	1,196	911	437	171	144	75	39	7	156
Radio stores	32	696	13	244	19	452	356	88	8	26	22	2	1	18	350
Automotive group	174	6,863	85	2,556	89	4,307	2,289	1,462	556	221	169	69	30	16	646
Motor vehicle (new and used) dealers	38	2,163	7	305	31	1,858	1,007	550	301	102	69	22	18	3	100
Motor vehicle (used) dealers	63	2,418	43	1,682	20	736	356	134	246	16	14	21	12	3	78
Tire, battery, accessory dealers	51	1,900	21	380	30	1,520	773	740	7	101	79	4	...	10	368
All other automotive dealers	22	382	14	189	8	193	153	(v)	(v)	(v)	(v)	...	...	...	...
Gasoline service stations	949	29,325	569	14,892	380	14,433	11,028	3,365	40	537	396	4	4	130	3,061
Lumber, building, hardware group	271	10,981	101	2,650	170	8,331	4,484	3,758	89	754	567	14	12	16	387
Lumber yards, building materials dealers	34	1,711	4	43	30	1,668	474	1,184	...	252	160	...	...	...	...
Plumbing, paint, electrical stores	82	3,080	32	774	50	2,306	1,081	1,213	(v)	214	191	(v)	(v)	12	235
Hardware stores	140	5,461	57	1,594	83	3,867	2,688	1,149	(v)	240	181	(v)	...	4	152
Farm equipment dealers	15	729	8	239	7	490	231	212	47	48	35	12	10	...	...
Drug and proprietary stores	307	14,458	256	11,554	51	2,904	(x)	(x)	(x)	(x)	(x)	(x)	(x)	17	775
Other retail stores	1,350	37,315	860	21,761	390	15,554	(x)	(x)	(x)	(x)	(x)	(x)	(x)	112	1,413
Fuel, fuel oil, ice dealers	173	6,214	72	1,620	101	4,594	1,995	2,513	91	441	416	8	8	13	665
Feed, farm, garden supply stores	28	1,606	4	51	24	1,555	964	591	...	120	107	...	...	...	...
Jewelry stores	96	3,172	41	1,013	55	2,159	1,195	500	464	118	102	214	104	5	65
Book, stationery stores	34	1,136	14	289	20	847	381	466	...	78	70	...	...	2	62
Sporting goods stores, bicycle stores	46	930	31	405	15	525	421	92	12	15	14	1	...	2	...
Florists	92	2,018	36	340	56	1,678	745	933	...	155	145	...	...	6	144
Music stores	35	1,161	17	332	18	829	467	218	(v)	54	58	(v)	(v)	...	...
Optical goods stores	(1)	(1)	(1)	(1)	(1)	(1)	(1)	(1)	(1)	(1)	(1)	(1)	(1)	(1)	(1)
Camera, photographic supply stores	(1)	(1)	(1)	(1)	(1)	(1)	(1)	(1)	(1)	(1)	(1)	(1)	(1)	(1)	(1)
All other retail stores	715	20,075	624	17,162	91	2,913	1,968	902	43	118	122	10	6	72	1,...

See footnotes at end of table.

Table 11F.—ANALYSIS OF CASH AND CREDIT SALES AND BALANCES DUE FOR LARGE STORES AND MULTIUNITS, AND SAMPLE OF SMALL STORES GEOGRAPHIC DIVISION, BY KIND OF BUSINESS: 1948—Continued

MIDDLE ATLANTIC

[See text for explanatory material]

Kind of business	Large stores and multiunits: Stores analyzing sales: Total: Stores (Number)	Total: Sales, entire year (Thousand dollars)	Stores with cash sales only: Number	Stores with cash sales only: Sales, entire year (Thousand dollars)	Stores with credit sales: Total: Stores (Number)	Total: Sales, entire year (Thousand dollars)	Cash sales (Thousand dollars)	Charge account sales (Thousand dollars)	Installment sales (Thousand dollars)	Balances due from customers: On charge account sales: End of year (Thousand dollars)	On charge account sales: Beginning of year (Thousand dollars)	On installment sales: End of year (Thousand dollars)	On installment sales: Beginning of year (Thousand dollars)	Stores not analyzing sales: Number	Stores not analyzing sales: Sales, entire year (Thousand dollars)
Geographic division, total	[illegible]	[illegible]	46,742	7,981,440	30,492	11,146,458	5,870,934	4,100,156	1,174,368	607,207	546,029	347,314	[illegible]	[illegible]	[illegible]
Food group	[illegible]	[illegible]	17,196	3,530,208	4,355	1,085,824	524,155	557,344	3,325	41,001	35,846	761	534	332	[illegible]
Grocery stores, without fresh meat	[illegible]	[illegible]	3,746	452,397	618	71,362	49,681	21,934	247	1,460	1,771	15	27	[illegible]	[illegible]
Grocery stores, with fresh meat	[illegible]	[illegible]	6,203	[illegible]	[illegible]	401,142	263,343	137,174	670	12,213	10,421	244	148	[illegible]	[illegible]
Candy, nut, confectionery stores	[illegible]	[illegible]	1,200	85,917	43	6,832	4,767	2,065	...	307	213	...	...	[illegible]	[illegible]
Dairy products stores, milk dealers	2,332	631,799	701	91,571	681	441,228	89,452	351,776	...	22,486	20,323	...	...	26	[illegible]
All other food stores	[illegible]	682,019	4,650	517,309	[illegible]	164,710	116,907	45,395	2,408	3,537	3,058	502	354	185	[illegible]
Eating and drinking places	[illegible]	[illegible]	[illegible]	886,042	300	123,407	107,787	15,620	...	5,086	1,642	...	...	[illegible]	[illegible]
General stores	263	61,756	36	4,311	217	57,545	15,178	35,461	6,906	3,465	3,163	2,192	1,579	1	[illegible]
General merchandise group	[illegible]	[illegible]	2,327	621,662	782	2,422,195	1,368,454	730,134	323,607	153,405	144,134	115,073	[illegible]	3	[illegible]
Department stores	366	[illegible]	14	17,863	347	[illegible]	1,287,910	691,237	308,917	142,148	139,257	108,601	[illegible]	...	...
Dry goods, general merchandise stores	[illegible]	215,921	685	107,019	408	108,902	57,180	38,601	13,121	5,035	4,788	5,670	4,455	16	3,[illegible]
Variety stores	[illegible]	524,009	1,613	496,780	27	35,229	23,364	296	1,569	112	89	802	514	2	[illegible]
Apparel group	[illegible]	[illegible]	7,159	1,030,141	2,922	1,101,618	624,440	403,616	73,562	83,044	77,517	21,056	18,743	154	[illegible]
Men's, boys' clothing, furnishings stores	[illegible]	[illegible]	1,452	186,992	786	273,212	185,592	72,627	14,993	14,754	13,543	3,138	[illegible]	26	[illegible]
Family clothing stores	[illegible]	[illegible]	261	164,765	456	255,502	125,617	94,527	35,208	25,321	21,132	12,670	10,204	8	[illegible]
Women's ready-to-wear stores	[illegible]	[illegible]	1,646	282,692	978	423,345	227,642	191,075	14,678	36,108	34,251	3,723	3,378	49	11,[illegible]
Other apparel accessory, specialty stores	[illegible]	[illegible]	1,241	95,176	99	11,427	8,173	2,813	61	404	337	4	17	36	3,3[illegible]
Shoe stores	[illegible]	321,123	[illegible]	258,345	279	61,778	51,221	10,430	127	1,988	1,695	14	14	13	3,[illegible]
Custom tailors	169	17,533	46	5,186	63	[illegible]	2,830	9,313	204	1,537	1,479	13	16	4	[illegible]
Furriers, fur shops	[illegible]	57,369	32	5,035	187	52,334	15,179	29,007	8,148	5,034	4,442	2,804	2,405	5	[illegible]
All other apparel stores	[illegible]	49,427	350	37,924	74	12,003	8,186	3,764	53	653	578	16	11	7	[illegible]
Furniture, furnishings, appliance group	5,738	1,211,491	1,331	189,555	4,407	1,021,936	354,071	265,514	402,351	46,138	39,649	137,883	104,603	97	15,[illegible]
Furniture stores	[illegible]	567,381	374	57,563	1,955	510,318	130,563	117,555	262,200	26,586	23,209	108,296	88,173	28	5,156
Floor covering, drapery stores	576	[illegible]	279	30,603	297	[illegible]	[illegible]	34,353	3,243	4,455	3,569	1,378	734	11	[illegible]
Other home furnishing stores	364	72,193	148	22,360	216	49,333	14,708	12,812	21,813	1,780	1,618	9,437	7,601	10	[illegible]
Household appliance stores	[illegible]	331,614	324	44,018	1,680	[illegible]	117,084	78,057	92,455	10,574	8,663	14,333	12,144	25	4,[illegible]
Radio stores	565	145,984	206	34,511	359	111,473	66,096	22,737	22,640	2,738	1,990	1,439	876	23	[illegible]
Automotive group	[illegible]	[illegible]	2,011	603,735	6,107	[illegible]	1,794,435	509,717	214,458	50,435	40,302	17,066	10,098	297	65,885
Motor vehicle (new and used) dealers	[illegible]	[illegible]	757	306,123	4,908	[illegible]	1,685,914	444,484	169,706	41,708	33,321	9,949	6,074	120	45,315
Motor vehicle (used) dealers	[illegible]	352,933	839	250,104	358	102,829	62,857	8,234	31,738	799	677	3,514	2,087	47	15,[illegible]
Tire, battery, accessory dealers	1,100	[illegible]	346	35,794	754	96,813	37,884	49,059	9,870	7,170	6,434	2,880	1,718	22	3,835
All other automotive dealers	156	30,573	69	11,714	87	18,359	7,775	7,940	3,144	758	470	723	219	8	[illegible]
Gasoline service stations	[illegible]	215,996	1,112	77,017	1,434	138,979	96,857	41,439	683	5,162	4,400	163	62	144	13,527
Lumber, building, hardware group	4,668	1,144,037	601	79,818	4,067	1,064,219	353,301	657,698	53,220	101,378	84,915	5,845	4,696	101	[illegible]
Lumber yards, building materials dealers	[illegible]	[illegible]	178	37,534	1,944	626,452	137,851	478,639	9,962	74,810	61,933	1,932	1,553	50	11,103
Plumbing, paint, electrical stores	897	129,297	178	17,544	719	111,753	38,581	65,892	7,280	8,692	7,504	678	542	26	3,848
Hardware stores	[illegible]	[illegible]	206	19,118	862	216,960	117,117	70,554	29,289	11,233	10,136	1,806	1,430	14	[illegible]
Farm equipment dealers	581	114,676	39	5,622	542	109,054	59,752	42,613	6,689	6,643	5,342	1,429	1,061	11	[illegible]
Drug and proprietary stores	[illegible]	[illegible]	1,875	253,612	624	98,716	81,692	16,982	42	2,406	2,182	11	1	49	5,848
Other retail stores	11,273	[illegible]	5,496	698,419	5,777	1,512,409	550,564	865,631	96,214	118,634	112,299	45,278	36,439	230	39,197
Fuel, fuel oil, ice dealers	[illegible]	[illegible]	277	46,367	1,329	580,076	159,018	413,897	7,161	55,707	49,193	806	798	44	8,392
Feed, farm, garden supply stores	[illegible]	484,531	277	50,367	1,497	434,164	191,859	241,186	1,119	28,718	30,925	225	182	51	15,541
Jewelry stores	984	175,252	231	20,822	753	154,430	56,363	45,247	52,820	10,459	10,158	23,895	19,832	13	1,165
Book, stationery stores	452	117,384	116	10,479	336	106,905	25,840	64,401	16,664	8,341	8,586	13,435	10,741	8	1,897
Sporting goods stores, bicycle stores	237	44,231	109	12,547	128	31,684	18,677	12,383	624	1,823	1,701	231	184	...	...
Florists	344	22,873	131	3,395	213	19,478	6,734	12,744	...	2,010	1,896	...	...	3	193
Music stores	257	36,960	127	7,865	130	29,095	11,349	6,617	11,129	2,161	1,479	4,891	3,868	3	334
Optical goods stores	174	10,891	83	3,364	91	7,527	5,149	2,006	372	356	297	167	157	6	486
Camera, photographic supply stores	195	48,247	87	9,273	108	38,974	22,327	15,537	1,110	2,283	2,135	185	159	5	514
All other retail stores	4,750	644,016	4,058	533,940	692	110,076	53,248	51,613	5,215	6,774	5,909	1,443	1,018	97	10,675

See footnotes at end of table.

Table 11F.—ANALYSIS OF CASH AND CREDIT SALES AND BALANCES DUE FOR LARGE STORES AND MULTIUNITS, AND SAMPLE OF SMALL STORES —GEOGRAPHIC DIVISION, BY KIND OF BUSINESS: 1948—Continued

MIDDLE ATLANTIC

[See text for explanatory material]

Kind of business	Sample of small single-unit stores													
	Stores analyzing sales												Stores not analyzing sales	
	Total		Stores with cash sales only		Stores with credit sales									
					Total					Balances due from customers				
										On charge account sales		On installment sales		
	Stores (Number)	Sales, entire year (Thousand dollars)	Number	Sales, entire year (Thousand dollars)	Stores (Number)	Sales, entire year (Thousand dollars)	Cash sales (Thousand dollars)	Charge account sales (Thousand dollars)	Installment sales (Thousand dollars)	End of year (Thousand dollars)	Beginning of year (Thousand dollars)	End of year (Thousand dollars)	Beginning of year (Thousand dollars)	Number	Sales, entire year (Thousand dollars)
Geographic division, total	29,648	869,105	24,462	658,332	5,186	210,773	135,312	66,586	8,875	10,227	8,395	2,964	2,270	2,093	46,966
Food group	9,672	283,759	7,858	216,935	1,814	66,824	43,633	23,107	84	2,424	1,887	8	16	513	12,835
Grocery stores, without fresh meat	2,895	71,101	2,317	55,977	578	15,124	11,151	3,937	36	378	318	2	4	146	3,466
Grocery stores, with fresh meat	2,275	89,276	1,411	53,593	864	35,683	22,273	13,384	26	1,542	1,188	5	11	85	2,662
Candy, nut, confectionery stores	1,250	18,182	1,207	17,248	43	934	839	95	...	15	4	...	...	90	1,148
Dairy products stores, milk dealers	270	11,179	183	6,508	87	4,671	1,523	3,148	...	255	204	...	...	16	642
All other food stores	2,982	94,021	2,740	83,609	242	10,412	7,847	2,543	(v)	229	173	(v)	(v)	176	4,317
Eating and drinking places	6,416	180,411	6,387	179,532	29	879	691	188	...	30	24	...	...	657	14,800
General stores	131	4,645	51	1,463	80	3,182	2,152	1,022	(v)	152	127	(v)	(v)	7	294
General merchandise group	681	15,794	611	13,345	70	2,449	1,613	391	445	75	77	229	161	22	321
Department stores	...	...	...	...	...	...	...	...	...	...	...	...	...	...	...
Dry goods, general merchandise stores	511	10,908	455	9,004	56	1,904	1,125	334	445	57	65	229	161	16	189
Variety stores	170	4,886	156	4,341	14	545	488	57	...	18	12	...	...	6	132
Apparel group	2,404	72,397	2,052	57,279	352	15,118	9,340	4,481	788	839	732	401	307	137	2,460
Men's, boys' clothing, furnishings stores	466	16,636	390	12,369	76	3,767	2,938	698	71	151	113	17	10	16	340
Family clothing stores	146	4,557	120	3,457	26	1,100	608	224	268	83	72	120	167	4	106
Women's ready-to-wear stores	576	18,233	468	13,680	108	4,553	2,848	1,524	181	289	241	72	63	35	808
Other apparel accessory, specialty stores	461	10,165	441	9,621	20	544	224	311	(v)	63	65	...	(v)	32	411
Shoe stores	303	10,363	273	8,835	30	1,528	1,292	180	56	40	32	27	17	22	396
Custom tailors	139	2,819	109	1,903	30	916	406	510	...	54	50	...	...	4	75
Furriers, fur shops	66	2,554	31	846	35	1,708	735	813	160	139	140	53	54	5	115
All other apparel stores	247	7,070	220	6,068	27	1,002	736	223	43	20	19	12	8	13	209
Furniture, furnishings, appliance group	1,298	40,611	839	19,779	459	20,832	10,655	5,604	4,573	1,223	1,063	1,661	1,154	78	1,529
Furniture stores	280	11,552	140	4,619	140	6,933	2,855	1,647	2,431	437	442	1,188	884	12	356
Floor covering, drapery stores	193	6,364	144	3,994	49	2,370	1,254	910	206	173	147	74	65	16	370
Other home furnishing stores	350	6,260	291	4,245	59	2,015	952	737	326	114	127	264	184	31	402
Household appliance stores	341	12,101	166	4,481	175	7,620	4,282	2,025	1,313	460	303	194	104	10	119
Radio stores	134	4,434	88	2,440	46	1,944	1,312	292	390	49	44	21	10	9	282
Automotive group	470	19,271	371	7,897	149	11,374	7,812	2,424	1,138	438	362	144	106	42	1,664
Motor vehicle (new and used) dealers	113	7,310	30	1,498	83	5,812	4,243	415	424	207	123	23	13	4	234
Motor vehicle (used) dealers	129	4,928	96	3,220	33	1,708	1,165	130	413	43	37	52	45	10	362
Tire, battery, accessory dealers	178	5,471	112	2,392	66	3,079	1,689	1,228	162	216	188	35	24	20	445
All other automotive dealers	50	1,562	33	787	17	775	485	153	137	24	14	34	32	8	173
Gasoline service stations	2,515	73,416	1,722	43,544	793	29,872	22,543	7,243	86	982	725	9	6	318	7,672
Lumber, building, hardware group	982	35,332	506	12,829	476	22,503	13,186	8,907	410	1,615	1,273	40	17	44	1,066
Lumber yards, building materials dealers	115	5,445	39	1,145	76	4,300	1,765	2,440	(v)	405	279	...	...	4	163
Plumbing, paint, electrical stores	320	10,112	156	3,324	164	6,788	3,369	3,197	(v)	484	320	...	...	22	431
Hardware stores	434	16,271	241	7,483	193	8,788	6,075	2,642	71	517	464	33	11	16	376
Farm equipment dealers	63	3,504	20	837	43	2,667	1,977	628	62	201	148	4	4	2	36
Drug and proprietary stores	943	35,810	823	24,897	120	5,913	4,955	934	(v)	158	100	1	1	14	56
Other retail stores	4,136	107,654	3,352	75,832	784	31,827	18,225	12,201	1,321	2,234	2,065	449	362	56	2,231
Fuel, fuel oil, ice dealers	399	14,163	226	5,467	173	8,696	4,563	4,353	188	775	617	36	36	24	65
Feed, farm, garden supply stores	104	4,520	43	1,356	61	3,164	2,196	462	(v)	244	217	6	4	3	54
Jewelry stores	338	9,748	199	4,561	139	5,179	3,255	1,223	701	422	474	202	144	16	216
Book, stationery stores	162	4,556	112	2,460	50	2,096	1,117	452	(v)	143	111	...	31	11	151
Sporting goods stores, bicycle stores	149	3,245	124	2,578	25	667	409	252	6	33	29	4	1	4	31
Florists	327	6,546	214	3,173	113	3,373	1,559	1,814	...	299	248	...	...	14	43
Music stores	110	2,450	81	1,391	29	1,059	722	194	143	44	40	42	25	2	11
Optical goods stores	48	1,142	38	680	10	462	386	75	(v)	13	11	...	...	3	8
Camera, photographic supply stores	57	1,825	43	1,184	14	641	395	229	(v)	25	18	...	...	1	8
All other retail stores	2,442	59,460	2,272	53,389	170	6,077	3,639	2,220	210	235	244	141	96	16	1,704

See footnotes at end of table.

Table 11F.—ANALYSIS OF CASH AND CREDIT SALES AND BALANCES DUE FOR LARGE STORES AND MULTIUNITS, AND SAMPLE OF SMALL STORES —GEOGRAPHIC DIVISION, BY KIND OF BUSINESS: 1948—Continued

EAST NORTH CENTRAL

[See text for explanatory material]

Kind of business	Large stores and multiunits														Stores not analyzing sales	
	Stores analyzing sales															
	Total		Stores with cash sales only		Stores with credit sales											
					Total					Balances due from customers						
										On charge account sales		On installment sales				
	Stores	Sales, entire year	Number	Sales, entire year	Stores	Sales, entire year	Cash sales	Charge account sales	Installment sales	End of year	Beginning of year	End of year	Beginning of year		Number	Sales, entire year
	(Number)	(Thousand dollars)		(Thousand dollars)	(Number)	(Thousand dollars)	(Thousand dollars)	(Thousand dollars)	(Thousand dollars)	(Thousand dollars)	(Thousand dollars)	(Thousand dollars)	(Thousand dollars)			(Thousand dollars)
Geographic division, total	78,814	20,269,444	38,266	6,683,765	40,548	13,579,679	7,839,999	4,342,310	1,397,370	616,107	545,437	350,153	277,119		4,264	424,[illegible]
Food group	18,[illegible]	4,221,832	1,356	2,986,980	5,451	1,334,852	883,855	445,204	5,793	37,262	32,963	1,751	1,359		[illegible]	[illegible]
Grocery stores, without fresh meat	1,751	264,824	1,701	208,116	350	46,768	38,528	8,054	186	943	847	60	39		43	4,[illegible]
Grocery stores, with fresh meat	11,452	3,124,209	7,469	2,305,982	1,983	818,227	636,465	181,466	296	15,995	14,277	577	355		138	42,[illegible]
Candy, nut, confectionery stores	998	78,510	903	66,458	96	12,059	10,193	1,866	...	430	352	...	...		4	[illegible]
Dairy products stores, milk dealers	1,721	417,588	785	74,591	536	342,997	113,561	229,436	...	17,761	15,617	...	...		62	1,[illegible]
All other food stores	2,595	336,701	2,098	231,833	487	114,801	95,108	24,382	5,311	2,133	1,870	1,644	1,005		93	[illegible]
Eating and drinking places	6,701	681,530	6,132	630,377	169	51,133	43,069	8,064	...	755	791	...	...		141	[illegible]
General stores	356	68,348	80	11,550	276	56,798	40,371	15,744	683	1,996	1,820	149	119		8	1,[illegible]
General merchandise group	3,866	3,786,693	2,714	785,512	1,152	2,995,181	1,808,715	750,375	436,091	142,982	131,894	132,214	107,702		53	[illegible]
Department stores	420	2,956,666	64	123,921	356	2,826,745	1,693,734	711,377	421,574	135,495	125,370	127,454	105,754		[illegible]	[illegible]
Dry goods, general merchandise stores	1,338	356,735	966	198,555	372	158,180	105,621	38,511	14,048	7,438	6,454	4,540	3,798		43	2,[illegible]
Variety stores	1,108	473,292	1,884	463,036	24	10,256	9,300	487	469	49	70	218	150		7	[illegible]
Apparel group	8,139	1,466,181	5,158	634,331	3,040	925,850	520,877	322,259	82,714	65,323	59,456	26,484	22,433		142	29,12[illegible]
Men's, boys' clothing, furnishings stores	1,764	352,168	934	135,947	830	216,221	139,488	69,555	7,178	13,792	11,808	1,691	1,305		28	[illegible]
Family clothing stores	837	279,722	345	78,334	492	201,388	95,235	62,018	44,135	14,170	13,064	10,744	14,056		13	2,[illegible]
Women's ready-to-wear stores	2,301	557,134	1,252	173,160	1,049	383,474	209,384	150,988	23,102	31,227	28,756	5,695	4,729		59	[illegible]
Other apparel accessory, specialty stores	[illegible]	55,919	720	46,345	77	9,574	7,154	2,157	263	210	210	46	36		11	[illegible]
Shoe stores	2,042	245,472	1,711	183,272	331	62,200	50,501	11,536	163	1,593	1,410	13	10		13	[illegible]
Custom tailors	121	18,901	55	6,260	66	12,641	5,996	6,381	264	721	660	55	72		4	17
Furriers, fur shops	168	38,259	20	2,457	148	35,802	9,992	18,347	7,463	3,424	3,375	2,161	2,178		3	[illegible]
All other apparel stores	168	12,606	121	8,056	47	4,550	3,127	1,277	146	186	173	79	47		5	[illegible]
Furniture, furnishings, appliance group	5,375	938,554	738	80,202	4,643	918,352	296,019	261,389	360,944	45,416	38,685	111,330	92,361		141	20,16[illegible]
Furniture stores	2,365	536,781	219	25,206	2,146	511,575	138,951	129,409	243,215	27,573	24,057	82,896	64,661		53	[illegible]
Floor covering, drapery stores	417	80,827	133	14,762	284	66,065	21,157	38,902	6,006	4,613	3,671	1,341	930		21	3,307
Other home furnishing stores	220	48,055	81	13,542	139	34,513	11,021	6,718	16,774	859	766	5,275	4,206		5	[illegible]
Household appliance stores	2,173	296,452	224	18,468	1,949	277,984	108,290	80,328	89,366	11,520	9,600	21,113	12,209		52	[illegible]
Radio stores	200	36,439	75	8,224	125	28,215	16,600	6,032	5,583	851	591	705	455		10	2,[illegible]
Automotive group	10,220	4,203,702	2,135	524,278	8,685	3,679,424	2,641,525	705,842	332,057	68,208	55,794	30,022	17,[illegible]		324	[illegible]
Motor vehicle (new and used) dealers	7,642	3,612,554	792	240,176	6,849	3,272,378	2,426,296	612,594	233,488	57,547	46,176	16,787	4,697		140	60,68[illegible]
Motor vehicle (used) dealers	1,597	448,283	1,012	247,728	585	200,555	121,841	16,894	61,820	1,248	850	3,848	1,971		88	22,403
Tire, battery, accessory dealers	1,269	178,606	195	13,443	1,074	165,163	71,445	68,281	25,437	8,708	8,095	7,728	4,929		35	5,544
All other automotive dealers	313	64,259	136	22,931	177	41,328	21,943	8,073	11,312	705	673	1,659	1,364		11	1,486
Gasoline service stations	3,803	410,665	1,559	140,661	2,244	270,004	196,315	71,827	1,862	8,946	7,450	227	125		227	28,938
Lumber, building, hardware group	9,153	1,986,109	885	101,720	8,268	1,884,389	687,608	1,117,996	78,785	158,982	135,446	12,317	9,636		225	33,224
Lumber yards, building materials dealers	3,897	1,084,200	174	28,422	3,723	1,055,778	229,494	810,947	15,337	118,804	102,048	2,632	2,159		61	10,953
Plumbing, paint, electrical stores	1,243	158,403	197	15,383	1,046	143,020	41,841	90,400	10,779	10,958	9,667	685	756		31	4,219
Hardware stores	1,753	344,563	266	25,885	1,487	318,678	191,534	88,106	39,038	13,954	12,298	6,183	4,937		43	4,573
Farm equipment dealers	2,260	398,943	248	32,030	2,012	366,913	224,739	128,543	13,631	15,266	11,433	2,817	1,784		90	13,482
Drug and proprietary stores	3,200	552,812	2,529	447,419	671	105,393	87,843	17,484	66	2,517	2,262	26	1		66	8,149
Other retail stores	9,335	1,805,018	3,386	446,715	5,949	1,358,303	633,802	626,126	98,375	83,720	78,876	41,534	33,523		422	103,463
Fuel, fuel oil, ice dealers	1,796	453,916	215	26,086	1,581	427,830	144,551	278,819	4,460	35,826	34,590	797	724		86	19,82[illegible]
Feed, farm, garden supply stores	2,244	558,204	351	63,789	1,893	494,415	300,459	192,833	1,123	20,066	17,327	267	185		184	64,83[illegible]
Jewelry stores	974	156,549	163	9,388	811	147,161	61,914	36,973	48,274	11,023	10,369	20,579	16,117		28	3,264
Book, stationery stores	344	82,875	50	5,024	294	77,851	20,632	36,354	20,865	5,058	5,236	12,819	11,040		1	1,154
Sporting goods stores, bicycle stores	201	37,187	82	6,827	119	30,360	17,725	12,042	593	1,741	1,799	158	65		6	1,062
Florists	285	20,714	105	3,982	180	16,732	6,655	10,077	...	1,618	1,465	...	...		9	890
Music stores	286	51,616	98	10,024	188	41,592	13,997	8,658	18,937	1,291	1,548	5,879	4,536		3	382
Optical goods stores	104	6,477	30	804	74	5,673	3,880	1,739	54	299	260	14	12		3	187
Camera, photographic supply stores	171	28,049	49	4,444	122	23,605	14,429	8,177	999	1,030	890	227	185		8	787
All other retail stores	2,930	409,431	2,243	316,347	687	93,084	49,560	40,454	3,070	5,768	5,392	794	659		92	11,059

See footnotes at end of table.

Table 11F.—ANALYSIS OF CASH AND CREDIT SALES AND BALANCES DUE FOR LARGE STORES AND MULTIUNITS, AND SAMPLE OF SMALL STORES —GEOGRAPHIC DIVISION, BY KIND OF BUSINESS: 1948—Continued

EAST NORTH CENTRAL

[See text for explanatory material]

Kind of business	Small single-unit stores													Stores not analyzing sales	
	Stores analyzing sales														
	Total		Stores with cash sales only		Stores with credit sales										
					Total						Balances due from customers				
										On charge account sales		On installment sales			
	Stores (Number)	Sales, entire year (Thousand dollars)	Number	Sales, entire year (Thousand dollars)	Stores (Number)	Sales, entire year (Thousand dollars)	Cash sales (Thousand dollars)	Charge account sales (Thousand dollars)	Installment sales (Thousand dollars)	End of year (Thousand dollars)	Beginning of year (Thousand dollars)	End of year (Thousand dollars)	Beginning of year (Thousand dollars)	Number	Sales, entire year (Thousand dollars)
Geographic division, total	24,838	812,729	19,030	655,169	5,808	257,560	172,997	76,078	8,485	11,542	9,150	2,037	1,366	2,066	50,262
Food group	6,796	232,293	5,102	161,434	1,694	70,859	47,181	23,590	88	2,111	1,710	15	10	469	12,854
Grocery stores, without fresh meat	1,401	34,121	1,145	26,676	256	7,445	5,368	2,062	15	222	191	1	...	110	2,382
Grocery stores, with fresh meat	3,518	143,970	2,237	88,206	1,281	55,764	36,449	19,242	73	1,664	1,348	14	10	206	6,955
Candy, nut, confectionery stores	504	8,459	500	8,361	4	96	84	(v)	...	(v)	...	...	...	58	796
Dairy products stores, milk dealers	163	6,613	105	3,598	58	3,015	1,728	1,287	...	137	98	...	...	10	451
All other food stores	1,210	39,132	1,115	34,593	95	4,539	3,552	987	...	86	73	...	...	85	2,270
Eating and drinking places	6,491	173,412	6,419	171,745	72	1,667	1,508	159	...	14	11	...	...	635	13,346
General stores	178	7,583	84	2,791	94	4,792	3,549	1,222	21	170	144	7	7	7	174
General merchandise group	411	13,050	345	10,616	66	2,434	1,975	362	97	75	58	55	29	27	451
Department stores	...	...	...	...	...	...	...	...	...	...	...	...	...	...	...
Dry goods, general merchandise stores	229	7,462	175	5,335	54	2,127	1,681	349	97	71	54	55	29	15	241
Variety stores	182	5,588	170	5,281	12	307	294	(v)	...	(v)	(v)	...	...	12	210
Apparel group	1,353	45,085	1,066	31,334	287	13,751	9,758	3,753	240	740	652	98	79	58	1,305
Men's, boys' clothing, furnishings stores	296	13,048	218	8,342	78	4,706	3,572	1,134	...	221	189	...	...	8	191
Family clothing stores	106	3,603	83	2,701	23	902	696	155	51	61	62	23	14	2	85
Women's ready-to-wear stores	287	9,881	203	5,980	84	3,901	2,499	1,245	157	255	210	70	57	20	483
Other apparel accessory, specialty stores	180	3,372	164	2,842	16	530	329	191	(v)	23	22	...	...	9	56
Shoe stores	244	8,775	203	6,762	41	2,013	1,803	210	...	41	40	...	...	8	257
Custom tailors	87	1,804	74	1,403	13	401	125	276	...	22	26	...	...	3	70
Furriers, fur shops	39	1,351	20	714	19	637	200	415	22	97	87	5	8	2	73
All other apparel stores	114	3,251	101	2,590	13	661	534	127	...	20	16	...	...	6	90
Furniture, furnishings, appliance group	1,022	34,881	514	12,100	508	22,781	12,319	6,646	3,816	1,505	1,146	853	616	84	1,355
Furniture stores	246	10,704	85	2,304	161	8,400	4,043	2,213	2,144	684	511	609	446	17	502
Floor covering, drapery stores	101	4,222	56	2,064	45	2,158	783	1,227	148	166	128	33	24	9	298
Other home furnishing stores	156	2,756	123	1,697	33	1,059	631	428	...	48	44	...	...	12	163
Household appliance stores	406	14,296	173	4,476	233	9,820	6,012	2,401	1,407	538	414	200	133	20	476
Radio stores	113	2,903	77	1,559	36	1,344	850	377	117	69	49	11	11	26	396
Automotive group	658	28,784	358	13,156	300	15,628	11,013	3,086	1,529	551	393	182	117	67	1,473
Motor vehicle (new and used) dealers	178	11,221	54	2,938	124	8,283	6,398	1,549	337	292	205	49	35	8	423
Motor vehicle (used) dealers	169	7,543	129	5,676	40	1,867	900	109	858	20	6	89	51	11	325
Tire, battery, accessory dealers	225	7,257	115	2,818	110	4,439	3,011	1,267	161	212	172	41	23	40	1,020
All other automotive dealers	86	2,763	60	1,724	26	1,039	704	162	(v)	27	10	...	...	8	155
Gasoline service stations	2,922	100,871	1,898	58,263	1,024	42,608	33,130	9,399	79	1,251	888	6	3	374	9,444
Lumber, building, hardware group	1,341	55,909	589	17,697	752	38,212	23,880	13,652	680	2,610	1,999	142	102	78	3,354
Lumber yards, building materials dealers	142	7,872	36	1,396	108	6,476	2,641	3,759	76	791	519	5	4	5	366
Plumbing, paint, electrical stores	386	13,086	127	4,103	199	8,983	4,427	4,310	246	763	723	34	17	20	584
Hardware stores	615	23,107	312	9,268	303	13,839	10,223	3,362	234	699	534	73	44	29	811
Farm equipment dealers	196	11,844	54	2,930	142	8,914	6,589	2,201	124	357	223	30	24	13	605
Drug and proprietary stores	742	34,017	631	28,062	111	5,955	5,399	555	(v)	61	58	...	...	29	1,344
Other retail stores	2,924	86,344	2,024	47,971	900	38,873	23,285	13,654	1,934	2,454	2,091	679	402	238	4,264
Fuel, fuel oil, ice dealers	337	14,990	126	4,027	211	10,963	5,992	4,263	108	849	731	25	9	17	476
Feed, farm, garden supply stores	195	8,119	100	3,086	95	5,033	3,632	1,397	4	228	193	2	1	23	819
Jewelry stores	327	10,802	175	3,643	152	7,159	4,547	1,462	1,150	461	459	453	268	23	415
Book, stationery stores	82	2,669	42	799	40	1,870	1,103	762	(v)	109	90	...	...	3	65
Sporting goods stores, bicycle stores	161	3,938	116	2,335	45	1,603	1,192	352	59	52	32	11	6	17	308
Florists	260	5,946	136	2,159	124	3,837	2,073	1,764	...	295	240	...	...	14	252
Music stores	106	2,609	70	1,357	36	1,252	617	357	278	65	51	124	71	4	78
Optical goods stores	(1)	(1)	(1)	(1)	(1)	(1)	(1)	(1)	(1)	(1)	(1)	(1)	(1)	(1)	(1)
Camera, photographic supply stores	43	1,559	28	780	15	779	550	213	(v)	32	12	...	(v)	1	1
All other retail stores	1,396	35,749	1,219	29,497	177	6,252	3,504	2,434	314	357	276	63	4	133	1,946

See footnotes at end of table.

Table 11F.—ANALYSIS OF CASH AND CREDIT SALES AND BALANCES DUE FOR LARGE STORES AND MULTIUNITS, AND SAMPLE OF SMALL STORES —GEOGRAPHIC DIVISION BY KIND OF BUSINESS: 1948—Continued

WEST NORTH CENTRAL

[See text for explanatory material]

Kind of business	Large stores and multiunits													Stores not analyzing sales	
	Stores analyzing sales														
	Total		Stores with cash sales only		Stores with credit sales										
					Total					Balances due from customers					
										On charge account sales		On installment sales			
	Stores (Number)	Sales, entire year (Thousand dollars)	Number	Sales, entire year (Thousand dollars)	Stores (Number)	Sales, entire year (Thousand dollars)	Cash sales (Thousand dollars)	Charge account sales (Thousand dollars)	Installment sales (Thousand dollars)	End of year (Thousand dollars)	Beginning of year (Thousand dollars)	End of year (Thousand dollars)	Beginning of year (Thousand dollars)	Number	Sales, entire year (Thousand dollars)
Geographic division, total	[illegible]	[illegible]	15,833	2,448,243	25,287	[illegible]	3,975,744	2,092,532	496,2[illegible]	300,427	252,397	140,507	97,493	[illegible]	[illegible]
Food group	[illegible]	[illegible]	4,511	399,917	3,147	675,556	481,005	192,461	2,090	18,440	16,150	557	479	191	28,426
Grocery stores, without fresh meat	593	59,612	474	54,093	239	29,519	21,421	7,996	103	44	835	23	[illegible]	24	[illegible]
Grocery stores, with fresh meat	[illegible]	1,296,681	3,195	277,476	2,595	518,205	387,499	130,531	175	12,515	10,866	16	14	124	[illegible]
Candy, nut, confectionery stores	219	12,608	201	9,872	18	2,826	2,194	632	...	87	80	...	...	7	472
Dairy products stores, milk dealers	368	[illegible]	239	18,752	129	87,698	43,470	44,228	...	4,091	3,658	...	...	204	[illegible]
All other food stores	572	77,132	412	39,724	166	37,308	26,421	9,075	1,812	802	711	518	462	42	[illegible]
Eating and drinking places	[illegible]	212,705	2,333	192,809	92	19,896	15,712	4,184	...	472	439	...	...	73	7,737
General stores	457	79,128	122	16,122	335	63,006	48,600	13,615	791	1,942	1,843	145	115	7	[illegible]
General merchandise group	[illegible]	1,486,001	1,659	402,781	645	1,083,220	688,421	256,751	138,048	45,970	42,083	43,867	35,246	14	3,141
Department stores	298	1,006,685	19	29,618	259	977,067	613,245	233,470	130,352	42,050	38,469	41,675	33,473	...	...
Dry goods, general merchandise stores	1,183	312,268	810	211,025	373	101,243	70,880	22,890	7,473	3,833	3,541	2,092	1,688	8	[illegible]
Variety stores	843	167,048	830	162,138	13	4,910	4,296	391	223	87	73	100	85	[illegible]	1,744
Apparel group	[illegible]	567,425	1,610	175,649	1,423	391,776	225,690	150,091	15,995	28,957	26,248	4,009	3,640	35	4,84[illegible]
Men's, boys' clothing, furnishings stores	723	126,641	322	43,785	401	82,856	54,557	26,992	1,307	4,977	4,309	260	263	7	427
Family clothing stores	334	133,904	142	28,309	202	105,595	55,708	42,501	7,386	8,703	7,554	2,175	1,806	5	914
Women's ready-to-wear stores	937	209,183	395	44,549	542	164,634	91,736	69,081	3,817	13,335	12,270	826	787	11	1,82[illegible]
Other apparel accessory, specialty stores	238	10,919	212	9,418	26	1,501	1,150	351	...	28	41	...	...	...	...
Shoe stores	600	67,129	448	46,224	152	20,905	16,654	4,237	14	534	492	2	2	5	[illegible]
Custom tailors	20	3,090	9	1,350	11	1,740	246	1,494	...	155	170	...	...	6	517
Furriers, fur shops	75	13,346	6	504	69	12,842	4,489	4,894	3,459	1,143	1,341	746	802	1	24
All other apparel stores	46	3,213	26	1,510	20	1,703	1,150	542	(v)	82	71	...	...	...	...
Furniture, furnishings, appliance group	[illegible]	428,414	353	30,790	[illegible]	397,624	143,384	130,457	123,583	27,151	22,056	38,938	29,360	38	[illegible]
Furniture stores	1,012	242,521	128	12,630	884	229,891	74,888	73,869	81,134	18,909	15,159	27,937	21,953	12	1,332
Floor covering, drapery stores	95	19,055	15	1,820	70	17,235	4,745	11,789	701	1,843	1,557	126	90	...	...
Other home furnishing stores	75	20,426	24	4,603	52	15,823	4,554	3,885	7,384	362	240	1,824	1,666	2	163
Household appliance stores	1,434	143,580	179	11,757	1,255	131,823	58,108	39,918	33,797	5,843	4,981	8,881	5,622	22	[illegible]
Radio stores	33	2,832	7	180	26	2,652	1,089	996	567	196	119	170	29	2	136
Automotive group	[illegible]	2,005,925	348	208,351	5,294	1,797,574	1,263,585	388,417	145,572	40,704	33,049	21,218	12,479	180	46,241
Motor vehicle (new and used) dealers	4,827	1,718,747	483	103,491	4,344	1,615,266	1,163,236	343,217	108,813	34,777	27,997	14,214	8,204	131	35,462
Motor vehicle (used) dealers	652	172,099	374	93,372	278	78,727	52,696	5,904	20,127	819	611	2,353	1,587	31	7,414
Tire, battery, accessory dealers	636	37,444	54	4,754	582	82,690	36,506	35,170	11,014	4,697	4,000	3,666	2,263	16	[illegible]
All other automotive dealers	127	27,635	37	6,744	90	20,891	11,147	4,126	5,618	411	441	985	425	2	429
Gasoline service stations	2,487	239,364	943	69,948	1,544	169,416	111,130	57,542	744	7,812	6,323	145	96	103	12,280
Lumber, building, hardware group	8,588	1,469,432	951	129,686	7,637	1,339,746	643,666	658,036	38,044	97,494	75,588	8,160	6,141	204	31,515
Lumber yards, building materials dealers	3,781	636,864	200	31,925	3,581	604,939	152,786	448,106	4,047	69,082	53,652	1,010	841	60	[illegible]
Plumbing, paint, electrical stores	521	68,911	65	4,548	456	64,363	17,873	43,628	2,862	5,795	4,772	228	294	17	1,359
Hardware stores	1,126	182,044	204	18,268	922	163,776	105,223	42,552	16,001	7,540	6,048	3,885	3,205	23	2,933
Farm equipment dealers	3,160	581,613	482	74,945	2,678	506,668	367,784	123,750	15,134	15,577	11,076	3,067	1,801	104	17,005
Drug and proprietary stores	1,217	206,499	710	122,939	507	83,560	70,736	12,768	56	2,108	1,809	13	13	18	2,725
Other retail stores	4,069	742,443	1,693	199,051	2,376	543,392	283,815	228,210	31,367	28,877	26,809	13,425	10,373	194	46,689
Fuel, fuel oil, ice dealers	511	108,945	82	6,985	429	101,960	33,235	67,035	1,690	9,741	9,744	407	351	16	2,534
Feed, farm, garden supply stores	1,277	321,182	286	48,867	991	272,315	180,121	91,460	734	7,770	7,045	63	63	138	39,742
Jewelry stores	343	49,665	80	3,469	263	46,196	21,197	12,363	12,636	3,323	2,968	5,220	4,143	5	608
Book, stationery stores	137	34,310	20	1,799	117	32,511	9,840	17,675	4,996	2,766	2,479	4,010	3,178	1	158
Sporting goods stores, bicycle stores	64	12,484	17	657	47	11,827	6,169	5,594	64	839	729	10	6	...	...
Florists	102	9,489	26	881	76	8,608	2,947	5,661	...	1,038	778	...	...	...	...
Music stores	139	26,018	33	2,538	106	23,480	8,033	6,721	8,726	947	821	3,286	2,226	1	163
Optical goods stores	45	3,456	2	363	36	3,093	2,102	918	73	137	133	30	28	...	...
Camera, photographic supply stores	43	6,501	14	1,696	29	4,805	2,521	2,256	(v)	347	323	(v)	...	1	13
All other retail stores	1,408	170,393	1,126	131,796	282	38,597	17,650	18,527	2,420	1,969	1,789	398	378	32	3,470

See footnotes at end of table.

Table 11F.—ANALYSIS OF CASH AND CREDIT SALES AND BALANCES DUE FOR LARGE STORES AND MULTIUNITS, AND SAMPLE OF SMALL STORES —GEOGRAPHIC DIVISION, BY KIND OF BUSINESS: 1948—Continued

WEST NORTH CENTRAL

[See text for explanatory material]

Kind of business	Sample of small single-unit stores															
	Stores analyzing sales														Stores not analyzing sales	
	Total		Stores with cash sales only		Stores with credit sales											
					Total					Balances due from customers						
										On charge account sales		On installment sales				
	Stores (Number)	Sales, entire year (Thousand dollars)	Number	Sales, entire year (Thousand dollars)	Stores (Number)	Sales, entire year (Thousand dollars)	Cash sales (Thousand dollars)	Charge account sales (Thousand dollars)	Installment sales (Thousand dollars)	End of year (Thousand dollars)	Beginning of year (Thousand dollars)	End of year (Thousand dollars)	Beginning of year (Thousand dollars)		Number	Sales, entire year (Thousand dollars)
Geographic division, total	12,445	393,833	8,311	222,506	4,134	171,327	118,550	49,241	3,536	7,790	6,031	843	568		1,258	29,239
Food group	2,832	97,185	1,689	50,646	1,143	46,539	30,559	15,958	22	1,748	1,399	5	5		215	5,788
Grocery stores, without fresh meat	711	17,948	441	10,214	270	7,734	5,638	2,096	...	285	207	...	...		74	1,610
Grocery stores, with fresh meat	1,588	66,173	790	30,837	798	35,336	22,597	12,718	21	1,355	1,108	5	5		90	3,138
Candy, nut, confectionery stores	146	1,498	141	1,392	5	106	60	46	...	13	12	...	...		16	194
Dairy products stores, milk dealers	61	1,894	41	807	20	1,087	534	553	...	52	46	...	...		6	134
All other food stores	326	9,672	276	7,396	50	2,276	1,730	545	(v)	43	26	...	...		29	712
Eating and drinking places	2,875	65,814	2,762	63,176	113	2,638	2,461	177	...	22	13	...	...		420	8,074
General stores	175	6,689	72	2,517	103	4,172	3,099	1,073	...	176	163	...	...		1	59
General merchandise group	279	8,752	216	6,268	63	2,484	1,997	472	15	102	77	6	3		10	376
Department stores	...	...	...	...	...	...	...	...	...	...	...	...	...		...	...
Dry goods, general merchandise stores	152	5,375	100	3,121	52	2,254	1,784	455	15	100	76	6	3		3	140
Variety stores	127	3,377	116	3,147	11	230	213	17	...	2	1	...	...		7	236
Apparel group	569	19,265	414	12,508	155	6,757	4,787	1,889	81	339	280	13	14		22	610
Men's, boys' clothing, furnishings stores	132	5,938	93	3,735	39	2,203	1,672	529	(v)	103	83	(v)	...		5	231
Family clothing stores	65	3,097	47	2,362	18	735	583	150	(v)	36	35	...	...		...	...
Women's ready-to-wear stores	150	4,778	101	2,850	49	1,928	1,228	693	(v)	110	86	(v)	...		6	111
Other apparel accessory, specialty stores	36	539	28	270	8	269	164	105	...	14	10	...	...		2	28
Shoe stores	112	3,492	95	2,547	17	945	781	144	20	14	11	2	2		4	137
Custom tailors	(1)	(1)	(1)	(1)	(1)	(1)	(1)	(1)	(1)	(1)	(1)	(1)	(1)		(1)	(1)
Furriers, fur shops	9	393	1	48	8	345	170	125	50	45	42	9	12		1	14
All other apparel stores	(1)	(1)	(1)	(1)	(1)	(1)	(1)	(1)	(1)	(1)	(1)	(1)	(1)		(1)	(1)
Furniture, furnishings, appliance group	537	18,637	231	5,653	306	12,984	8,095	3,189	1,700	861	680	440	299		47	923
Furniture stores	162	6,862	54	1,570	108	5,292	3,229	1,146	917	440	349	283	181		11	305
Floor covering, drapery stores	27	901	11	247	16	654	300	256	98	34	27	34	24		5	43
Other home furnishing stores	41	755	29	381	12	374	170	203	(v)	22	20	...	...		7	184
Household appliance stores	264	9,048	114	3,195	150	5,853	3,849	1,368	636	323	253	111	83		13	310
Radio stores	(1)	(1)	(1)	(1)	(1)	(1)	(1)	(1)	(1)	(1)	(1)	(1)	(1)		(1)	(1)
Automotive group	480	20,261	245	8,280	235	11,981	8,727	2,596	658	450	311	99	43		36	1,519
Motor vehicle (new and used) dealers	148	8,821	44	2,066	104	6,755	5,310	1,240	205	255	167	26	16		9	530
Motor vehicle (used) dealers	103	4,636	72	3,200	31	1,436	1,057	176	203	40	28	25	9		4	259
Tire, battery, accessory dealers	200	5,939	105	2,448	95	3,491	2,197	1,150	144	151	110	37	11		21	676
All other automotive dealers	29	865	24	566	5	299	163	30	106	4	6	11	7		2	48
Gasoline service stations	1,804	52,055	1,036	25,862	768	26,193	19,398	6,746	49	862	609	5	2		285	5,993
Lumber, building, hardware group	1,048	46,698	403	14,215	645	32,483	21,928	10,143	412	2,011	1,447	98	64		64	2,422
Lumber yards, building materials dealers	105	5,326	27	1,083	78	4,243	1,858	2,350	35	523	359	4	5		5	214
Plumbing, paint, electrical stores	213	7,625	90	2,409	123	5,216	2,334	2,776	(v)	350	240	(v)	(v)		21	621
Hardware stores	484	18,971	197	5,940	287	13,031	9,855	2,997	179	741	590	49	33		25	899
Farm equipment dealers	246	14,776	89	4,783	157	9,993	7,881	2,020	92	397	258	41	20		13	688
Drug and proprietary stores	475	19,526	319	12,397	156	7,129	6,302	827	...	150	119	...	...		20	762
Other retail stores	1,371	38,951	924	20,984	447	17,967	11,197	6,171	599	1,069	933	177	138		138	3,713
Fuel, fuel oil, ice dealers	135	4,952	55	1,197	80	3,755	1,840	1,861	54	350	278	7	8		6	51
Feed, farm, garden supply stores	194	7,286	95	2,908	99	4,378	3,224	1,154	...	143	113	...	...		25	782
Jewelry stores	185	5,308	111	2,202	74	3,106	2,141	661	304	176	155	81	63		13	155
Book, stationery stores	34	812	23	372	11	440	194	246	...	27	21	...	...		1	...
Sporting goods stores, bicycle stores	60	1,568	40	765	20	803	594	205	(v)	37	23	...	...		3	164
Florists	72	2,168	32	658	40	1,510	756	754	...	125	178	...	...		4	30
Music stores	37	1,387	14	391	23	996	586	253	157	50	38	71	47		3	87
Optical goods stores	(1)	(1)	(1)	(1)	(1)	(1)	(1)	(1)	(1)	(1)	(1)	(1)	(1)		(1)	(1)
Camera, photographic supply stores	(1)	(1)	(1)	(1)	(1)	(1)	(1)	(1)	(1)	(1)	(1)	(1)	(1)		(1)	(1)
All other retail stores	636	14,901	545	12,292	91	2,609	1,567	962	80	152	120	18	20		79	1,414

See footnotes at end of table.

Table 11F.—ANALYSIS OF CASH AND CREDIT SALES AND BALANCES DUE FOR LARGE STORES AND MULTIUNITS, AND SAMPLE OF SMALL STORES —GEOGRAPHIC DIVISION, BY KIND OF BUSINESS: 1948—Continued

SOUTH ATLANTIC

[See text for explanatory material]

Kind of business	Large stores and multiunits: Stores analyzing sales: Total: Stores (Number)	Total: Sales, entire year (Thousand dollars)	Stores with cash sales only: Number	Stores with cash sales only: Sales, entire year (Thousand dollars)	Stores with credit sales: Total: Stores (Number)	Total: Sales, entire year (Thousand dollars)	Cash sales (Thousand dollars)	Charge account sales (Thousand dollars)	Installment sales (Thousand dollars)	Balances due from customers: On charge account sales: End of year (Thousand dollars)	On charge account sales: Beginning of year (Thousand dollars)	On installment sales: End of year (Thousand dollars)	On installment sales: Beginning of year (Thousand dollars)	Stores not analyzing sale: Number	Stores not analyzing sale: Sales, entire year (Thousand dollars)
Geographic division, total	[illegible]	[illegible]	22,167	3,337,021	[illegible]	[illegible]	[illegible]	[illegible]	[illegible]	37,[illegible]	[illegible]	[illegible]	[illegible]	[illegible]	[illegible]
Food group	[illegible]	[illegible]	[illegible]	[illegible]	2,742	553,033	329,817	220,[illegible]	[illegible]	19,494	26,[illegible]	[illegible]	[illegible]	[illegible]	[illegible]
Grocery stores, without fresh meat	[illegible]	[illegible]	[illegible]	[illegible]	[illegible]	22,[illegible]	14,158	7,922	177	1,031	955	33	[illegible]	[illegible]	[illegible]
Grocery stores, with fresh meat	[illegible]	[illegible]	[illegible]	[illegible]	2,[illegible]	[illegible]	203,776	[illegible]	1,385	12,005	1,[illegible]31	447	[illegible]	[illegible]	[illegible]
Candy, nut, confectionery stores	[illegible]	[illegible]	[illegible]	[illegible]	17	1,[illegible]	1,406	546	...	133	...	...	...	[illegible]	[illegible]
Dairy products stores, milk dealers	[illegible]	[illegible]	91	17,[illegible]	133	1,[illegible]	29,287	[illegible]	...	5,[illegible]	4,[illegible]	...	...	[illegible]	[illegible]
All other food stores	[illegible]	[illegible]	644	53,[illegible]	154	[illegible]	21,[illegible]	11,[illegible]	1,[illegible]	1,[illegible]	1,[illegible]	[illegible]	[illegible]	[illegible]	[illegible]
Eating and drinking places	[illegible]	[illegible]	[illegible]	[illegible]	122	[illegible]	10,613	3,[illegible]	...	467	[illegible]	...	...	[illegible]	[illegible]
General stores	[illegible]	[illegible]	[illegible]	[illegible]	[illegible]	139,[illegible]	[illegible]	[illegible]	17,342	7,151	[illegible]	[illegible]	[illegible]	[illegible]	[illegible]
General merchandise group	[illegible]	[illegible]	[illegible]	[illegible]	922	1,115,[illegible]	[illegible]	333,381	[illegible]	77,652	71,[illegible]	[illegible]	[illegible]	[illegible]	[illegible]
Department stores	[illegible]	[illegible]	196	131,[illegible]	215	[illegible]	515,567	288,003	159,[illegible]	68,538	63,[illegible]	[illegible]	[illegible]	[illegible]	[illegible]
Dry goods, general merchandise stores	[illegible]	[illegible]	[illegible]	[illegible]	[illegible]	145,121	77,204	45,248	22,668	3,[illegible]	7,483	[illegible]	[illegible]	[illegible]	[illegible]
Variety stores	1,[illegible]	[illegible]	1,[illegible]	[illegible]	12	7,[illegible]	[illegible]	(v)	1,006	(v)	(v)	538	[illegible]	[illegible]	[illegible]
Apparel group	[illegible]	[illegible]	[illegible]	[illegible]	1,[illegible]	[illegible]	245,775	178,[illegible]	31,[illegible]	[illegible]	[illegible]	[illegible]	[illegible]	[illegible]	[illegible]
Men's, boys' clothing, furnishings stores	[illegible]	[illegible]	[illegible]	[illegible]	[illegible]	88,[illegible]	51,259	36,[illegible]	1,187	8,575	7,[illegible]	[illegible]	[illegible]	[illegible]	[illegible]
Family clothing stores	[illegible]	[illegible]	[illegible]	[illegible]	535	123,[illegible]	59,[illegible]	42,[illegible]	21,987	10,[illegible]	8,412	7,[illegible]	[illegible]	[illegible]	[illegible]
Women's ready-to-wear stores	[illegible]	[illegible]	[illegible]	[illegible]	[illegible]	186,[illegible]	[illegible]	82,206	[illegible]	18,439	15,[illegible]	1,[illegible]	[illegible]	[illegible]	[illegible]
Other apparel accessory, specialty stores	[illegible]	[illegible]	[illegible]	[illegible]	32	[illegible]	3,750	1,[illegible]	(v)	140	[illegible]	...	...	[illegible]	[illegible]
Shoe stores	[illegible]	[illegible]	[illegible]	[illegible]	155	37,335	[illegible]	[illegible]	154	1,[illegible]	1,[illegible]	33	[illegible]	[illegible]	[illegible]
Custom tailors	38	[illegible]	[illegible]	(x)	15	(x)	(x)	(x)	(x)	(x)	(x)	(x)	(x)	1	[illegible]
Furriers, fur shops	34	8,593	1	(x)	33	(x)	(x)	(x)	(x)	(x)	(x)	(x)	(x)	...	...
All other apparel stores	[illegible]	11,[illegible]	107	(x)	60	(x)	(x)	(x)	(x)	(x)	(x)	(x)	(x)	[illegible]	[illegible]
Furniture, furnishings, appliance group	[illegible]	[illegible]	[illegible]	33,551	3,312	[illegible]	155,[illegible]	147,313	[illegible]	36,650	31,[illegible]	[illegible]	[illegible]	[illegible]	[illegible]
Furniture stores	1,[illegible]	364,[illegible]	91	9,579	1,821	354,937	78,332	82,389	[illegible]	26,795	23,[illegible]	92,[illegible]	74,[illegible]	[illegible]	[illegible]
Floor covering, drapery stores	130	22,[illegible]	[illegible]	4,412	90	18,[illegible]	5,461	11,375	1,358	1,740	1,[illegible]	561	435	[illegible]	[illegible]
Other home furnishing stores	[illegible]	31,[illegible]	[illegible]	[illegible]	128	[illegible]	[illegible]	[illegible]	[illegible]	1,011	860	4,505	3,248	[illegible]	[illegible]
Household appliance stores	1,[illegible]	[illegible]	[illegible]	11,124	1,207	152,780	[illegible]	44,401	49,088	[illegible]	5,568	12,[illegible]	[illegible]	[illegible]	[illegible]
Radio stores	[illegible]	[illegible]	13	[illegible]	[illegible]	[illegible]	5,739	2,867	[illegible]	481	326	[illegible]	432	1	[illegible]
Automotive group	[illegible]	[illegible]	[illegible]	[illegible]	5,109	[illegible]	[illegible]	[illegible]	[illegible]	[illegible]	[illegible]	[illegible]	[illegible]	[illegible]	[illegible]
Motor vehicle (new and used) dealers	[illegible]	[illegible]	[illegible]	[illegible]	[illegible]	[illegible]	[illegible]	[illegible]	[illegible]	[illegible]	[illegible]	[illegible]	[illegible]	[illegible]	[illegible]
Motor vehicle (used) dealers	[illegible]	[illegible]	[illegible]	[illegible]	[illegible]	[illegible]	[illegible]	[illegible]	[illegible]	[illegible]	[illegible]	[illegible]	[illegible]	[illegible]	[illegible]
Tire, battery, accessory dealers	[illegible]	[illegible]	[illegible]	[illegible]	[illegible]	[illegible]	[illegible]	[illegible]	[illegible]	[illegible]	[illegible]	[illegible]	[illegible]	[illegible]	[illegible]
All other automotive dealers	[illegible]	[illegible]	[illegible]	[illegible]	[illegible]	[illegible]	[illegible]	[illegible]	[illegible]	[illegible]	[illegible]	[illegible]	[illegible]	[illegible]	[illegible]
Gasoline service stations	[illegible]	[illegible]	[illegible]	[illegible]	[illegible]	[illegible]	[illegible]	[illegible]	[illegible]	[illegible]	[illegible]	[illegible]	[illegible]	[illegible]	[illegible]
Lumber, building, hardware group	[illegible]	[illegible]	[illegible]	[illegible]	[illegible]	[illegible]	[illegible]	[illegible]	[illegible]	[illegible]	[illegible]	[illegible]	[illegible]	[illegible]	[illegible]
Lumber yards, building materials dealers	[illegible]	[illegible]	[illegible]	[illegible]	[illegible]	[illegible]	[illegible]	[illegible]	[illegible]	[illegible]	[illegible]	[illegible]	[illegible]	[illegible]	[illegible]
Plumbing, paint, electrical stores	[illegible]	[illegible]	[illegible]	[illegible]	[illegible]	[illegible]	[illegible]	[illegible]	[illegible]	[illegible]	[illegible]	[illegible]	[illegible]	[illegible]	[illegible]
Hardware stores	[illegible]	[illegible]	[illegible]	[illegible]	[illegible]	[illegible]	[illegible]	[illegible]	[illegible]	[illegible]	[illegible]	[illegible]	[illegible]	[illegible]	[illegible]
Farm equipment dealers	[illegible]	[illegible]	[illegible]	[illegible]	[illegible]	[illegible]	[illegible]	[illegible]	[illegible]	[illegible]	[illegible]	[illegible]	[illegible]	[illegible]	[illegible]
Drug and proprietary stores	[illegible]	[illegible]	[illegible]	[illegible]	[illegible]	[illegible]	[illegible]	[illegible]	[illegible]	[illegible]	[illegible]	[illegible]	[illegible]	[illegible]	[illegible]
Other retail stores	[illegible]	[illegible]	[illegible]	[illegible]	[illegible]	[illegible]	[illegible]	[illegible]	[illegible]	[illegible]	[illegible]	[illegible]	[illegible]	[illegible]	[illegible]
Fuel, fuel oil, ice dealers	[illegible]	[illegible]	[illegible]	[illegible]	[illegible]	[illegible]	[illegible]	[illegible]	[illegible]	[illegible]	[illegible]	[illegible]	[illegible]	[illegible]	[illegible]
Feed, farm, garden supply stores	[illegible]	[illegible]	[illegible]	[illegible]	[illegible]	[illegible]	[illegible]	[illegible]	[illegible]	[illegible]	[illegible]	[illegible]	[illegible]	[illegible]	[illegible]
Jewelry stores	[illegible]	[illegible]	[illegible]	[illegible]	[illegible]	[illegible]	[illegible]	[illegible]	[illegible]	[illegible]	[illegible]	[illegible]	[illegible]	[illegible]	[illegible]
Book, stationery stores	[illegible]	[illegible]	[illegible]	[illegible]	[illegible]	[illegible]	[illegible]	[illegible]	[illegible]	[illegible]	[illegible]	[illegible]	[illegible]	[illegible]	[illegible]
Sporting goods stores, bicycle stores	[illegible]	[illegible]	[illegible]	[illegible]	[illegible]	[illegible]	[illegible]	[illegible]	[illegible]	[illegible]	[illegible]	[illegible]	[illegible]	[illegible]	[illegible]
Florists	[illegible]	[illegible]	[illegible]	[illegible]	[illegible]	[illegible]	[illegible]	[illegible]	[illegible]	[illegible]	[illegible]	[illegible]	[illegible]	[illegible]	[illegible]
Music stores	[illegible]	[illegible]	[illegible]	[illegible]	[illegible]	[illegible]	[illegible]	[illegible]	[illegible]	[illegible]	[illegible]	[illegible]	[illegible]	[illegible]	[illegible]
Optical goods stores	[illegible]	[illegible]	[illegible]	[illegible]	[illegible]	[illegible]	[illegible]	[illegible]	[illegible]	[illegible]	[illegible]	[illegible]	[illegible]	[illegible]	[illegible]
Camera, photographic supply stores	[illegible]	[illegible]	[illegible]	[illegible]	[illegible]	[illegible]	[illegible]	[illegible]	[illegible]	[illegible]	[illegible]	[illegible]	[illegible]	[illegible]	[illegible]
All other retail stores	2,330	415,908	2,026	374,012	304	41,896	22,967	16,404	2,525	2,333	2,102	687	[illegible]	44	5,[illegible]

See footnotes at end of table.

Table 11F.—ANALYSIS OF CASH AND CREDIT SALES AND BALANCES DUE FOR LARGE STORES AND MULTIUNITS, AND SAMPLE OF SMALL STORES —GEOGRAPHIC DIVISION, BY KIND OF BUSINESS: 1948—Continued

SOUTH ATLANTIC

(See text for explanatory material)

Kind of business	Small single unit stores															
	Stores analyzing sales														Stores not analyzing sales	
	Total		Stores with cash sales only		Stores with credit sales											
					Total					Balances due from customers						
										On charge account sales		On installment sales				
	Stores (Number)	Sales, entire year (Thousand dollars)	Number	Sales, entire year (Thousand dollars)	Stores (Number)	Sales, entire year (Thousand dollars)	Cash sales (Thousand dollars)	Charge account sales (Thousand dollars)	Installment sales (Thousand dollars)	End of year (Thousand dollars)	Beginning of year (Thousand dollars)	End of year (Thousand dollars)	Beginning of year (Thousand dollars)	Number	Sales, entire year (Thousand dollars)
Geographic division, total	16,118	411,220	10,517	233,157	5,601	178,063	107,042	61,818	10,603	9,390	7,109	3,721	2,771	1,551	28,21[illegible]
Food group	6,245	130,246	3,643	67,147	2,602	63,099	37,187	25,806	106	2,778	2,139	9	7	466	7,282
Grocery stores, without fresh meat	2,758	30,984	1,605	16,068	1,153	14,916	8,961	5,930	25	830	634	2	...	220	2,313
Grocery stores, with fresh meat	2,688	84,483	1,327	38,872	1,361	45,611	26,534	18,996	81	1,867	1,440	7	7	146	3,743
Candy, nut, confectionery stores	271	3,030	251	2,820	20	210	196	14	...	1	...	...	...	41	327
Dairy products stores, milk dealers	25	847	18	39[illegible]	7	451	141	310	...	2	18	...	...	3	3[illegible]
All other food stores	503	10,902	442	8,991	61	1,911	1,355	556	...	61	47	...	...	56	869
Eating and drinking places	3,042	66,973	2,423	59,345	119	1,628	1,251	377	...	28	19	...	...	430	6,091
General stores	455	12,413	162	3,937	293	8,476	5,219	3,222	35	577	480	5	5	16	338
General merchandise group	368	11,536	240	6,649	128	4,887	3,510	1,370	307	278	236	136	117	26	[illegible]
Department stores	...	...	...	...	...	...	...	...	...	...	...	...	...	...	...
Dry goods, general merchandise stores	274	8,928	150	4,115	124	4,813	3,144	1,362	301	277	236	135	115	19	531
Variety stores	94	2,608	90	2,534	4	74	66	(v)	(v)	(v)	...	(v)	(v)	7	85
Apparel group	693	23,745	482	14,438	211	9,307	5,640	3,566	1,153	627	457	343	278	39	1,162
Men's, boys' clothing, furnishings stores	149	6,033	105	3,809	44	2,224	1,511	578	135	162	102	42	36	8	320
Family clothing stores	136	5,843	83	3,276	53	2,567	1,367	529	671	162	108	296	211	5	173
Women's ready-to-wear stores	183	6,467	112	3,309	71	3,158	1,882	1,019	247	227	186	57	51	11	177
Other apparel accessory, specialty stores	56	1,176	43	684	13	507	304	203	...	31	26	...	...	5	28
Shoe stores	78	2,522	68	2,127	10	396	336	60	...	14	9	...	...	2	4
Custom tailors	(1)	(1)	(1)	(1)	(1)	(1)	(1)	(1)	(1)	(1)	(1)	(1)	(1)	(1)	(1)
Furriers, fur shops	(1)	(1)	(1)	(1)	(1)	(1)	(1)	(1)	(1)	(1)	(1)	(1)	(1)	(1)	(1)
All other apparel stores	56	1,199	47	(x)	9	(x)	(x)	(x)	(x)	(x)	(x)	(x)	(x)	5	289
Furniture, furnishings, appliance group	577	21,594	210	4,950	367	16,554	6,933	9,106	5,457	1,270	65	2,512	1,420	54	1,309
Furniture stores	236	10,450	51	1,551	185	8,899	2,809	1,847	4,243	774	644	2,235	1,755	15	55
Floor covering, drapery stores	41	1,363	20	587	21	776	291	468	17	66	53	5	4	5	1[illegible]
Other home furnishing stores	94	1,740	65	736	29	1,004	442	400	162	41	41	106	53	13	128
Household appliance stores	170	7,057	55	1,702	115	5,355	2,764	1,380	1,211	367	217	159	110	1	[illegible]
Radio stores	36	894	19	374	17	520	427	69	24	22	10	7	4		[illegible]
Automotive group	351	16,419	142	5,409	209	11,009	7,049	3,362	1,598	471	285	246	138	[illegible]	[illegible]
Motor vehicle (new and used) dealers	81	5,174	17	930	64	4,247	3,206	711	330	177	99	62	14	[illegible]	445
Motor vehicle (used) dealers	100	4,170	66	2,451	34	1,719	932	294	503	35	11	64	8	5	147
Tire, battery, accessory dealers	139	5,776	46	1,548	93	4,228	2,484	1,280	464	244	165	115	74	21	[illegible]
All other automotive dealers	31	1,293	13	478	18	815	427	87	(v)	15	10	(v)	(v)	2	157
Gasoline service stations	2,032	54,067	1,226	28,843	806	25,224	17,310	7,835	(v)	883	577	(v)	(v)	51	48
Lumber, building, hardware group	438	18,383	185	5,394	253	12,684	7,289	5,101	294	953	294	84	30	[illegible]	[illegible]
Lumber yards, building materials dealers	61	2,431	26	643	35	1,788	823	931	35	142	87	11			
Plumbing, paint, electrical stores	97	3,520	45	1,249	52	2,481	1,398	1,382	(v)	236	229	(v)	..		
Hardware stores	240	10,070	108	3,437	132	6,633	4,217	2,263	153	480	378	33	14	[illegible]	
Farm equipment dealers	40	2,002	6	215	34	1,787	1,151	526	110	95	100	19	11		[illegible]
Drug and proprietary stores	443	19,408	306	12,158	137	7,250	5,905	1,342	(v)	221	194	...	..		
Other retail stores	1,474	42,827	998	24,887	476	17,940	9,999	6,875	1,066	1,304	463	235	[illegible]	[illegible]	[illegible]
Fuel, fuel oil, ice dealers	132	4,362	71	1,556	62	2,806	1,601	1,156	42	199	148	13	[illegible]	[illegible]	[illegible]
Feed, farm, garden supply stores	136	6,330	59	1,974	77	4,356	2,262	1,777	17	280	156	3	[illegible]	21	[illegible]
Jewelry stores	162	5,158	75	1,782	87	3,376	1,975	846	555	346	242	174	141	42	[illegible]
Book, stationery stores	37	1,237	19	518	18	719	363	354	(v)	43	25	(v)	(v)	[illegible]	
Sporting goods stores, bicycle stores	54	1,091	35	608	19	483	285	168	30	25	13	[illegible]	[illegible]	[illegible]	
Florists	146	2,440	61	926	83	2,034	885	1,149	...	183	137	...	...	[illegible]	[illegible]
Music stores	42	1,253	16	144	26	1,109	671	158	280	52	47	49	27	[illegible]	[illegible]
Optical goods stores	(1)	(1)	(1)	(1)	(1)	(1)	(1)	(1)	(1)	(1)	(1)	(1)	(1)	(1)	(1)
Camera, photographic supply stores	18	514	11	238	7	281	168	102	11	19	8	[illegible]	[illegible]	...	[illegible]
All other retail stores	732	14,904	643	16,903	89	2,791	1,617	1,086	88	148	129	36	[illegible]	[illegible]	[illegible]

See footnotes at end of table.

Table 11F.—ANALYSIS OF CASH AND CREDIT SALES AND BALANCES DUE FOR LARGE STORES AND MULTIUNITS, AND SAMPLE OF SMALL STORES —GEOGRAPHIC DIVISION, BY KIND OF BUSINESS: 1948—Continued

EAST SOUTH CENTRAL

[See text for explanatory material]

Kind of business	Large stores and multiunits													Stores not analyzing sales	
	Stores analyzing sales														
	Total		Stores with cash sales only		Stores with credit sales										
					Total					Balances due from customers					
										On charge account sales		On installment sales			
	Stores	Sales, entire year	Number	Sales, entire year	Stores	Sales, entire year	Cash sales	Charge account sales	Installment sales	End of year	Beginning of year	End of year	Beginning of year	Number	Sales, entire year
	(Number)	(Thousand dollars)		(Thousand dollars)	(Number)	(Thousand dollars)	(Thousand dollars)	(Thousand dollars)	(Thousand dollars)	(Thousand dollars)	(Thousand dollars)	(Thousand dollars)	(Thousand dollars)		(Thousand dollars)
Geographic division, total	[illegible]	[illegible]	8,743	[illegible]	11,438	2,852,124	1,449,528	448,113	414,556	151,588	133,582	44,253	34,252	644	[illegible]
Food group	[illegible]	731,931	5,607	506,464	1,359	225,467	142,924	80,708	1,835	7,988	6,345	451	334	45	[illegible]
Grocery stores, without fresh meat	892	82,440	241	18,330	153	10,126	5,712	4,339	75	693	481	13	14	14	1,772
Grocery stores, with fresh meat	[illegible]	634,672	5,094	466,167	1,193	171,611	115,759	56,738	1,114	5,372	4,641	170	125	28	8,947
Candy, nut, confectionery stores	47	3,252	43	3,498	4	354	332	20	...	4	3	...	...	...	...
Dairy products stores, milk dealers	[illegible]	34,[illegible]	86	7,550	58	26,500	12,439	14,061	...	1,273	1,104	...	...	2	*
All other food stores	162	26,169	113	11,773	51	14,876	8,682	5,548	646	641	456	168	135	*	*
Eating and drinking places	[illegible]	44,852	443	37,776	62	7,076	3,055	1,651	...	77	71	...	...	43	5,[illegible]
General stores	448	75,214	109	11,770	339	63,444	26,855	31,086	5,503	3,712	3,316	2,282	1,975	44	[illegible]
General merchandise group	[illegible]	630,[illegible]	1,113	218,780	659	411,[illegible]	262,056	133,831	77,740	30,498	25,408	14,[illegible]	9,368	77	[illegible]
Department stores	[illegible]	372,[illegible]	40	24,675	95	347,457	198,898	103,214	65,345	23,552	19,535	9,[illegible]	7,225	...	...
Dry goods, general merchandise stores	[illegible]	234,[illegible]	501	73,[illegible]	550	105,[illegible]	62,661	30,[illegible]	12,369	6,916	5,[illegible]	3,246	2,[illegible]	21	[illegible]
Variety stores	536	115,347	572	114,671	14	673	497	155	(v)	30	26	...	(v)	56	6,[illegible]
Apparel group	[illegible]	327,[illegible]	1,094	130,[illegible]	855	206,253	104,[illegible]	83,[illegible]	18,517	19,152	16,580	5,705	4,722	3	6,75[illegible]
Men's, boys' clothing, furnishings stores	324	59,163	168	19,344	151	39,819	20,870	18,771	178	4,475	3,954	33	20	6	749
Family clothing stores	563	96,[illegible]91	279	31,556	793	64,735	30,795	19,499	14,441	4,826	4,035	4,[illegible]13	3,[illegible]78	6	681
Women's ready-to-wear stores	685	132,532	486	42,795	199	89,737	41,617	40,733	3,387	9,043	7,847	580	4[illegible]	9	[illegible],686
Other apparel accessory, specialty stores	69	4,358	52	2,980	15	1,378	1,030	343	5	38	35	1	1	...	...
Shoe stores	536	42,[illegible]4[illegible]	475	32,822	61	10,[illegible]08	8,194	2,581	33	430	377	12	4	6	1,64
Custom tailors	25	1,[illegible]7	6	369	9	708	447	253	...	57	51	...	...	...	...
Furriers, fur shops	9	1,581	...	...	8	1,581	478	691	414	218	240	166	123	2	42
All other apparel stores	36	2,541	17	1,045	19	1,[illegible]96	1,025	411	(v)	65	36	...	...	1	1
Furniture, furnishings, appliance group	1,657	235,[illegible]2	126	11,139	1,431	224,633	65,[illegible]44	54,852	104,137	13,818	12,213	41,735	32,391	108	5,[illegible]4
Furniture stores	494	155,[illegible]8[illegible]	48	3,381	856	152,[illegible]99	36,977	31,[illegible]76	83,446	9,827	9,047	36,184	28,[illegible]64	15	2,[illegible]0
Floor covering, drapery stores	26	4,[illegible]00	6	982	20	3,918	782	2,608	528	417	337	217	206	...	...
Other home furnishing stores	33	6,[illegible]62	8	1,333	25	4,[illegible]71	1,865	1,142	1,[illegible]64	159	152	289	218	3	27[illegible]
Household appliance stores	577	67,629	60	5,346	517	62,183	25,315	18,828	18,040	3,226	2,567	4,993	2,962	91	[illegible],657
Radio stores	27	1,[illegible]59	4	97	13	1,462	705	598	159	189	170	51	41	...	...
Automotive group	[illegible]67[illegible]	1,066,[illegible]81	386	89,802	2,[illegible]40	9[illegible],[illegible]79	59[illegible],638	22[illegible],537	155,504	[illegible]6,756	21,467	17,783	11,540	75	16,[illegible]2[illegible]
Motor vehicle (new and used) dealers	[illegible],234	884,778	145	34,914	2,089	849,864	537,472	197,246	115,146	22,781	18,090	11,109	7,302	57	14,[illegible]2[illegible]
Motor vehicle (used) dealers	426	119,370	193	51,113	227	68,257	36,847	4,829	26,581	663	399	2,257	1,601	13	1,737
Tire, battery, accessory dealers	385	56,[illegible]5[illegible]	38	2,417	347	53,939	18,202	23,448	12,289	3,119	2,748	4,338	2,571	4	3[illegible]
All other automotive dealers	37	5,977	10	1,358	27	4,619	2,117	1,014	1,488	193	230	79	66	1	18
Gasoline service stations	[illegible],226	78,218	506	33,355	520	44,863	27,630	16,220	1,013	2,111	1,635	270	148	36	3,368
Lumber, building, hardware group	[illegible],327	417,485	227	25,979	1,900	391,506	149,208	223,128	19,170	35,424	31,077	3,484	2,342	49	7,4[illegible]
Lumber yards, building materials dealers	740	143,974	55	8,940	685	185,034	44,636	137,450	2,948	22,180	19,423	571	565	19	3,[illegible]92
Plumbing, paint, electrical stores	174	21,[illegible]53	23	1,340	151	20,319	5,582	13,631	1,106	1,[illegible]16	1,646	126	112	4	4[illegible]4
Hardware stores	524	174,[illegible]56	92	9,058	492	95,396	50,300	35,625	9,471	7,082	6,193	1,428	896	10	1,[illegible]68
Farm equipment dealers	529	47,398	57	6,641	472	40,757	48,690	36,422	5,645	4,346	3,315	1,359	769	16	2,[illegible]4[illegible]
Drug and proprietary stores	[illegible]	49,[illegible]3	358	49,035	332	48,168	36,193	11,[illegible]42	133	2,252	1,959	21	28	13	1,67
Other retail stores	[illegible],100	327,[illegible]15	899	133,772	1,201	193,443	86,863	85,[illegible]76	21,004	14,900	13,517	10,088	7,[illegible]60	61	10,[illegible]34
Fuel, fuel oil, ice dealers	324	44,562	67	3,786	262	40,776	15,679	24,548	549	3,862	3,759	112	50	17	2,778
Feed, farm, garden supply stores	540	98,701	134	20,042	406	78,[illegible]59	43,157	34,794	708	5,095	4,366	171	95	16	4,887
Jewelry stores	281	34,779	49	2,049	231	37,730	13,813	10,592	13,325	3,435	3,136	6,746	5,168	2	367
Book, stationery stores	44	6,[illegible]5[illegible]	3	711	41	6,045	1,807	3,119	1,119	446	440	1,[illegible]69	888	...	...
Sporting goods stores, bicycle stores	45	5,752	16	679	29	5,073	2,265	2,410	398	409	378	99	98	2	330
Florists	62	4,831	15	338	46	4,493	1,269	3,224	...	513	495	...	...	1	18
Music stores	67	9,[illegible]6[illegible]	20	693	46	8,373	2,839	1,420	4,114	311	258	1,749	2,[illegible]42	...	...
Optical goods stores	15	1,581	4	665	21	916	516	223	177	36	27	50	38	2	175
Camera, photographic supply stores	19	1,856	4	321	15	1,535	729	729	77	102	90	13	14	2	236
All other retail stores	641	114,331	587	104,488	104	9,843	4,789	4,517	537	691	568	79	67	19	2,137

See footnotes at end of table.

Table 11F.—ANALYSIS OF CASH AND CREDIT SALES AND BALANCES DUE FOR LARGE STORES AND MULTIUNITS, AND SAMPLE OF SMALL STORES —GEOGRAPHIC DIVISION, BY KIND OF BUSINESS: 1948—Continued

EAST SOUTH CENTRAL

[See text for explanatory material]

Kind of business	Sample of small single-unit stores															
	Stores analyzing sales														Stores not analyzing sales	
	Total		Stores with cash sales only		Stores with credit sales											
					Total					Balances due from customers						
										On charge account sales		On installment sales				
	Stores (Number)	Sales, entire year (Thousand dollars)	Number	Sales, entire year (Thousand dollars)	Stores (Number)	Sales, entire year (Thousand dollars)	Cash sales (Thousand dollars)	Charge account sales (Thousand dollars)	Installment sales (Thousand dollars)	End of year (Thousand dollars)	Beginning of year (Thousand dollars)	End of year (Thousand dollars)	Beginning of year (Thousand dollars)	Number	Sales, entire year (Thousand dollars)
Geographic division, total	8,350	210,367	4,367	108,355	3,383	102,012	61,783	35,520	4,709	5,962	4,132	1,874	1,384	881	15,657
Food group	3,716	75,526	2,049	38,675	1,667	36,851	21,644	15,180	(v)	1,789	1,183	(v)	...	296	4,644
Grocery stores, without fresh meat	2,087	22,276	1,156	11,272	931	11,004	6,833	4,155	(v)	635	426	(v)	...	187	2,002
Grocery stores, with fresh meat	1,469	50,090	745	24,728	724	25,362	14,513	10,838	(v)	1,138	754	...	...	85	2,137
Candy, nut, confectionery stores	45	442	43	371	2	71	64	7	...	...	...	...	...	5	29
Dairy products stores, milk dealers	8	372	4	77	4	295	132	163	...	15	3	...	...	3	212
All other food stores	107	2,346	101	2,227	6	119	102	17	...	1	...	...	...	16	264
Eating and drinking places	1,347	23,614	1,275	22,829	72	785	623	162	...	15	7	...	...	245	3,250
General stores	407	11,661	146	4,239	261	7,422	4,643	2,753	26	560	404	8	5	15	330
General merchandise group	280	8,210	163	4,297	117	3,913	2,632	1,195	86	277	216	42	35	14	388
Department stores	...	...	...	...	...	...	...	...	...	...	...	...	...	...	...
Dry goods, general merchandise stores	225	6,779	112	2,986	113	3,793	2,521	1,192	80	276	216	42	35	11	304
Variety stores	55	1,431	51	1,311	4	120	111	(v)	(v)	(v)	...	...	...	3	84
Apparel group	266	9,530	173	5,803	93	3,727	2,374	1,205	148	274	181	66	60	21	380
Men's, boys' clothing, furnishings stores	49	2,227	33	1,430	16	797	603	181	(v)	35	32	(v)	(v)	2	78
Family clothing stores	76	3,371	53	2,243	23	1,128	761	279	83	59	24	31	25	4	93
Women's ready-to-wear stores	64	1,939	30	665	34	1,274	653	569	52	133	95	21	20	7	127
Other apparel accessory, specialty stores	(1)	(1)	(1)	(1)	(1)	(1)	(1)	(1)	(1)	(1)	(1)	(1)	(1)	(1)	(1)
Shoe stores	33	1,194	29	1,026	4	168	100	68	...	10	11	...	...	4	31
Custom tailors	(1)	(1)	(1)	(1)	(1)	(1)	(1)	(1)	(1)	(1)	(1)	(1)	(1)	(1)	(1)
Furriers, fur shops	(1)	(1)	(1)	(1)	(1)	(1)	(1)	(1)	(1)	(1)	(1)	(1)	(1)	(1)	(1)
All other apparel stores	(1)	(1)	(1)	(1)	(1)	(1)	(1)	(1)	(1)	(1)	(1)	(1)	(1)	(1)	(1)
Furniture, furnishings, appliance group	276	7,766	72	1,797	204	5,963	3,653	2,311	3,050	699	441	1,338	1,133	28	395
Furniture stores	133	5,456	17	481	116	5,467	1,885	1,258	2,328	447	359	1,171	958	9	75
Floor covering, drapery stores	(1)	(1)	(1)	(1)	(1)	(1)	(1)	(1)	(1)	(1)	(1)	(1)	(1)	(1)	(1)
Other home furnishing stores	25	362	17	174	8	188	71	113	4	19	11	2	1	8	95
Household appliance stores	93	3,554	29	912	64	2,642	1,490	750	402	173	102	46	43	6	144
Radio stores	(1)	(1)	(1)	(1)	(1)	(1)	(1)	(1)	(1)	(1)	(1)	(1)	(1)	(1)	(1)
Automotive group	188	8,276	75	5,535	118	6,351	4,139	1,498	714	273	213	184	73	7	444
Motor vehicle (new and used) dealers	46	2,233	9	415	37	2,423	1,789	450	184	136	95	53	30	...	...
Motor vehicle (used) dealers	37	1,840	19	884	18	956	591	174	141	47	16	64	6	3	206
Tire, battery, accessory dealers	94	3,730	39	1,127	55	2,603	1,533	823	247	136	120	65	37	4	36
All other automotive dealers	(1)	(1)	(1)	(1)	(1)	(1)	(1)	(1)	(1)	(1)	(1)	(1)	(1)	(1)	(1)
Gasoline service stations	795	23,145	410	10,348	385	12,847	8,816	3,484	47	534	330	6	4	174	4,604
Lumber, building, hardware group	261	11,522	111	3,709	150	7,813	4,471	3,087	255	584	420	67	53	14	724
Lumber yards, building materials dealers	47	2,122	14	375	33	1,747	704	1,002	(v)	187	114	...	...	4	152
Plumbing, paint, electrical stores	52	1,865	25	705	27	1,161	621	494	(v)	74	45	(v)	(v)	4	71
Hardware stores	135	5,422	63	2,133	72	3,783	2,398	1,279	114	280	220	36	2	7	111
Farm equipment dealers	27	1,914	9	497	18	1,117	748	287	82	43	41	27	14	4	390
Drug and proprietary stores	256	11,585	152	6,352	103	5,233	4,167	1,066	...	268	234	...	...	7	1,044
Other retail stores	559	15,288	342	7,781	213	8,107	4,471	3,080	556	684	453	161	116	22	1,144
Fuel, fuel oil, ice dealers	76	3,373	38	591	38	1,782	1,191	591	27	125	81	7	1	2	124
Feed, farm, garden supply stores	74	3,409	35	1,112	39	2,297	1,451	778	68	127	84	1	1	2	70
Jewelry stores	66	1,965	27	440	39	1,525	867	525	133	146	134	51	46	2	134
Book, stationery stores	12	430	4	139	8	291	145	145	(v)	31	23	...	...	...	44
Sporting goods stores, bicycle stores	(1)	(1)	(1)	(1)	(1)	(1)	(1)	(1)	(1)	(1)	(1)	(1)	(1)	(1)	(1)
Florists	66	934	30	284	36	650	257	393	...	54	45	...	...	4	41
Music stores	13	377	10	177	3	110	37	18	43	3	2	2	2	1	8
Optical goods stores	(1)	(1)	(1)	(1)	(1)	(1)	(1)	(1)	1	(1)	(1)	(1)	(1)	1	8
Camera, photographic supply stores	(1)	(1)	(1)	(1)	(1)	(1)	(1)	(1)	(1)	(1)	(1)	(1)	(1)	(1)	(1)
All other retail stores	(1)	(1)	(1)	(1)	(1)	(1)	(1)	(1)	(1)	(1)	(1)	(1)	(1)	(1)	(1)

[See notes at end of table.]

Table 11F.—ANALYSIS OF CASH AND CREDIT SALES AND BALANCES DUE FOR LARGE STORES AND MULTIUNITS, AND SAMPLE OF SMALL STORES —GEOGRAPHIC DIVISION, BY KIND OF BUSINESS: 1948—Continued

WEST SOUTH CENTRAL

[See text for explanatory material]

Kind of business	Large stores and multiunits													Stores not analyzing sales	
	Stores analyzing sales														
	Total		Stores with cash sales only		Stores with credit sales										
					Total					Balances due from customers					
										On charge account sales		On installment sales			
	Stores	Sales, entire year	Number	Sales, entire year	Stores	Sales, entire year	Cash sales	Charge account sales	Installment sales	End of year	Beginning of year	End of year	Beginning of year	Number	Sales, entire year
	(Number)	(Thousand dollars)		(Thousand dollars)	(Number)	(Thousand dollars)	(Thousand dollars)	(Thousand dollars)	(Thousand dollars)	(Thousand dollars)	(Thousand dollars)	(Thousand dollars)	(Thousand dollars)		(Thousand dollars)
Geographic division, total	34,223	7,[illegible],304	14,569	2,185,408	19,874	5,246,396	2,662,934	1,940,484	642,483	297,235	247,538	175,[illegible]	[illegible],815	1,174	[illegible]
Food group	5,696	1,366,623	3,978	847,944	2,708	518,674	328,376	188,892	1,411	17,652	13,941	287	231	41	2[illegible]
Grocery stores, without fresh meat	262	64,305	176	45,633	186	18,372	10,671	7,683	(x)	783	704	(x)	(x)	38	[illegible]
Grocery stores, with fresh meat	5,324	1,208,324	3,766	771,890	2,358	436,434	290,301	145,442	691	13,422	10,842	140	64	1[illegible]	[illegible]
Candy, nut, confectionery stores	241	44,063	95	3,880	6	183	127	56	...	11	3	...	...	5	[illegible]
Dairy products stores, milk dealers	264	47,369	101	3,673	68	43,696	15,305	28,391	...	4,080	1,751	...	...	6	[illegible]
All other food stores	339	42,862	240	22,868	90	19,994	11,972	7,320	702	756	636	156	129	17	[illegible]
Eating and drinking places	2,661	282,238	2,579	171,346	83	10,952	8,124	2,828	...	307	273	...	...	12[illegible]	[illegible]
General stores	425	73,558	104	16,190	321	57,368	31,703	24,646	1,019	3,774	3,291	242	222	4[illegible]	
General merchandise group	2,687	1,254,822	1,883	390,475	804	864,347	458,335	257,720	148,292	53,940	47,117	45,785	35,188	46	[illegible]
Department stores	201	739,442	14	1[illegible],869	187	722,543	371,086	213,974	137,483	46,260	40,560	41,471	32,145	[illegible]	[illegible]
Dry goods, general merchandise stores	1,462	332,983	862	148,856	600	134,127	80,821	43,597	9,709	7,648	6,531	3,648	2,774	31	[illegible]
Variety stores	1,024	182,427	1,007	174,750	17	7,677	6,428	149	1,100	32	26	566	264	5	3[illegible]
Apparel group	2,728	544,145	1,435	207,765	1,234	336,380	175,629	139,354	21,397	28,415	24,000	5,985	4,714	45	5,748
Men's, boys' clothing, furnishings stores	472	96,737	215	30,442	257	65,495	36,481	28,239	775	5,509	4,386	89	62	7	[illegible]
Family clothing stores	664	156,308	265	37,876	397	118,432	59,742	46,226	12,464	9,533	8,323	3,683	2,977	6	1,[illegible]
Women's ready-to-wear stores	856	198,573	442	76,120	414	122,453	59,432	56,031	6,990	11,956	10,091	1,880	1,401	17	[illegible]
Other apparel accessory, specialty stores	132	10,196	99	6,553	33	3,643	2,891	747	(x)	105	71	...	...	4	[illegible]
Shoe stores	513	74,059	429	53,642	81	20,417	14,064	6,239	114	922	750	13	6	7	38
Custom tailors	25	3,040	16	1,325	9	1,715	498	831	386	172	160	98	93	3	49[illegible]
Furriers, fur shops	13	1,799	1	(x)	12	(x)	(x)	(x)	(x)	(x)	(x)	(x)	(x)	1	2[illegible]
All other apparel stores	56	4,433	28	(x)	28	(x)	(x)	(x)	(x)	(x)	(x)	(x)	(x)	...	...
Furniture, furnishings, appliance group	2,488	400,322	212	18,369	2,276	381,953	111,477	97,347	173,129	21,551	17,171	60,691	42,710	57	[illegible]
Furniture stores	1,274	242,433	87	8,550	1,187	233,883	60,952	56,664	116,267	15,560	12,587	45,801	34,375	26	8,[illegible]
Floor covering, drapery stores	70	12,362	6	696	64	11,666	2,835	7,470	1,361	883	714	557	282	3	51
Other home furnishing stores	100	17,673	29	3,329	71	14,344	4,504	3,108	6,732	475	347	2,045	1,364	4	679
Household appliance stores	1,026	126,007	87	5,638	935	120,369	42,286	29,717	48,366	4,571	3,463	12,158	6,101	23	5,518
Radio stores	22	1,847	3	156	19	1,691	900	388	403	62	60	130	88	1	12
Automotive group	5,281	1,804,174	827	216,006	4,384	1,588,166	964,194	413,782	210,190	43,133	35,510	32,064	18,778	199	51,928
Motor vehicle (new and used) dealers	3,554	1,450,512	266	71,190	3,288	1,378,822	872,004	357,567	149,251	35,533	29,310	17,563	10,771	112	36,[illegible]
Motor vehicle (used) dealers	831	215,896	551	134,439	310	81,487	44,378	6,506	30,603	852	550	4,310	2,303	50	4,557
Tire, battery, accessory dealers	819	130,824	98	5,905	733	114,914	43,135	44,629	27,155	4,311	5,282	9,167	5,255	32	4,948
All other automotive dealers	77	17,[illegible]	24	4,502	53	12,938	4,677	5,080	3,181	437	368	1,024	449	5	477
Gasoline service stations	1,556	129,881	665	44,327	891	85,554	53,299	30,827	1,428	3,774	3,078	294	203	116	13,285
Lumber, building, hardware group	4,819	974,504	419	57,878	4,400	916,626	283,943	597,509	35,174	94,954	76,414	9,812	6,819	126	34,[illegible]
Lumber yards, building materials dealers	2,756	602,686	165	27,406	2,591	575,280	112,753	449,281	13,246	75,117	60,937	4,922	3,698	47	9,725
Plumbing, paint, electrical stores	319	46,241	39	3,924	280	42,317	11,914	28,756	1,647	3,332	2,708	220	114	13	1,877
Hardware stores	621	92,170	84	6,258	537	85,912	41,270	37,642	7,000	6,543	5,635	1,801	1,267	17	1,951
Farm equipment dealers	2,173	233,413	131	20,296	1,042	213,117	118,006	81,830	13,281	9,462	6,934	2,869	1,740	48	10,471
Drug and proprietary stores	1,341	195,197	558	76,691	783	118,506	94,356	23,896	254	3,687	3,339	122	67	38	5,983
Other retail stores	3,771	506,782	1,780	138,917	1,991	367,865	153,488	164,188	50,189	26,648	23,404	24,125	16,883	161	25,455
Fuel, fuel oil, ice dealers	335	47,595	60	4,274	275	43,391	16,130	23,785	3,476	3,226	2,764	473	424	20	3,218
Feed, farm, garden supply stores	790	161,869	221	31,927	569	129,942	61,601	66,715	1,626	7,256	6,713	329	243	49	10,938
Jewelry stores	372	85,332	44	3,300	328	77,032	27,212	23,611	26,209	8,848	7,919	10,168	8,024	15	1,079
Book, stationery stores	112	24,963	10	1,033	102	23,930	3,803	14,217	5,910	1,811	1,518	4,765	4,859	7	1,412
Sporting goods stores, bicycle stores	80	13,394	28	1,532	52	11,862	5,861	5,747	254	953	720	67	29	1	106
Florists	138	8,241	36	777	102	7,464	2,043	5,421	...	880	746	...	...	1	2
Music stores	126	20,878	17	580	109	20,298	6,643	4,171	9,484	992	711	3,639	2,709	4	899
Optical goods stores	45	3,342	10	828	35	2,514	1,625	802	87	76	54	20	14	2	42
Camera, photographic supply stores	45	7,878	12	709	33	7,169	3,052	3,894	223	597	494	48	50	2	148
All other retail stores	1,728	138,290	1,342	94,027	386	44,263	25,518	15,825	2,920	2,009	1,760	616	531	60	7,561

See footnotes at end of table.

Table 11F.—ANALYSIS OF CASH AND CREDIT SALES AND BALANCES DUE FOR LARGE STORES AND MULTIUNITS, AND SAMPLE OF SMALL STORES —GEOGRAPHIC DIVISION, BY KIND OF BUSINESS: 1948—Continued

WEST SOUTH CENTRAL

[See text for explanatory material]

Kind of business	Sample of small single-unit stores														
	Stores analyzing sales													Stores not analyzing sales	
	Total		Stores with cash sales only		Stores with credit sales										
					Total					Balances due from customers					
										On charge account sales		On installment sales			
	Stores (Number)	Sales, entire year (Thousand dollars)	Number	Sales, entire year (Thousand dollars)	Stores (Number)	Sales, entire year (Thousand dollars)	Cash sales (Thousand dollars)	Charge account sales (Thousand dollars)	Installment sales (Thousand dollars)	End of year (Thousand dollars)	Beginning of year (Thousand dollars)	End of year (Thousand dollars)	Beginning of year (Thousand dollars)	Number	Sales, entire year (Thousand dollars)
Geographic division, total	11,953	315,033	7,405	162,800	4,548	152,233	91,936	53,330	6,967	7,904	5,830	2,142	1,372	1,440	29,178
Food group	3,988	94,926	2,190	46,479	1,798	48,447	27,726	20,675	46	2,166	1,617	21	19	344	7,163
Grocery stores, without fresh meat	1,577	20,159	903	10,088	674	10,071	5,962	4,105	(v)	658	492	(v)	(v)	144	1,969
Grocery stores, with fresh meat	2,080	68,509	991	30,711	1,089	37,798	21,291	16,469	38	1,497	1,118	14	11	144	4,319
Candy, nut, confectionery stores	93	697	83	670	10	27	20	(v)	...	...	...	...	...	19	93
Dairy products stores, milk dealers	11	363	11	363	...	...	...	...	...	...	...	...	...	3	107
All other food stores	227	5,198	202	4,647	25	551	453	94	4	11	7	1	2	34	675
Eating and drinking places	2,473	44,675	2,330	42,264	143	2,411	2,009	402	...	45	15	...	...	437	6,738
General stores	274	9,721	69	1,617	205	8,104	4,802	3,242	(v)	707	615	(v)	...	19	632
General merchandise group	340	11,457	228	6,807	112	4,650	2,930	1,393	327	211	186	87	63	27	674
Department stores	...	...	...	...	...	...	...	...	...	...	...	...	...	...	...
Dry goods, general merchandise stores	226	8,524	120	4,190	106	4,334	2,765	1,306	263	191	164	76	55	16	428
Variety stores	114	2,933	108	2,617	6	316	165	87	64	20	22	11	8	11	246
Apparel group	404	14,155	290	9,004	114	5,151	3,457	1,594	36	340	274	31	18	25	555
Men's, boys' clothing, furnishings stores	72	2,915	49	1,826	23	1,089	873	213	(v)	56	46	...	...	8	230
Family clothing stores	83	3,723	62	2,387	21	1,336	936	359	41	72	63	16	15	4	149
Women's ready-to-wear stores	120	3,491	72	2,002	48	1,989	1,117	828	44	175	138	12	1	5	85
Other apparel accessory, specialty stores	23	360	20	248	3	112	84	28	...	4	2	...	...	...	...
Shoe stores	48	1,604	39	1,284	9	320	260	60	...	14	12	...	...	2	48
Custom tailors	(1)	(1)	(1)	(1)	(1)	(1)	(1)	(1)	(1)	(1)	(1)	(1)	(1)	(1)	(1)
Furriers, fur shops	(1)	(1)	(1)	(1)	(1)	(1)	(1)	(1)	(1)	(1)	(1)	(1)	(1)	(1)	(1)
All other apparel stores	(1)	(1)	(1)	(1)	(1)	(1)	(1)	(1)	(1)	(1)	(1)	(1)	(1)	(1)	(1)
Furniture, furnishings, appliance group	436	15,580	141	3,171	295	12,409	5,781	3,044	3,584	762	544	1,303	851	34	694
Furniture stores	181	7,519	35	773	146	6,746	2,821	1,474	2,451	461	360	1,005	709	9	145
Floor covering, drapery stores	25	766	18	429	7	337	99	124	114	24	27	37	18	1	6
Other home furnishing stores	50	1,011	33	384	17	622	131	426	(v)	73	51	...	...	5	51
Household appliance stores	158	5,215	44	1,390	114	3,425	2,504	465	956	193	100	233	106	14	450
Radio stores	(1)	(1)	(1)	(1)	(1)	(1)	(1)	(1)	(1)	(1)	(1)	(1)	(1)	(1)	(1)
Automotive group	419	17,558	205	6,353	214	10,705	6,404	3,595	1,706	464	340	334	167	57	1,[illegible]
Motor vehicle (new and used) dealers	93	5,875	22	1,353	71	4,522	3,359	858	305	171	102	52	14	4	154
Motor vehicle (used) dealers	107	4,613	74	3,044	33	1,569	657	59	853	20	17	160	86	17	61
Tire, battery, accessory dealers	140	6,440	80	1,926	110	4,514	2,388	1,678	448	281	181	120	67	36	61
All other automotive dealers	29	630	29	63	...	...	...	...	...	...	...	...	...	...	...
Gasoline service stations	1,514	41,288	750	17,716	764	23,572	15,947	7,594	31	456	623	5	-	301	4,[illegible]
Lumber, building, hardware group	464	20,305	156	4,948	308	15,357	8,944	6,032	381	1,164	828	111	58	43	1,[illegible]
Lumber yards, building materials dealers	109	5,252	35	2,185	74	4,072	1,841	2,163	68	340	278	32	21	7	2[illegible]
Plumbing, paint, electrical stores	102	3,683	35	940	67	2,743	1,178	1,485	8	233	168	35	8	14	[illegible]
Hardware stores	185	7,486	72	2,157	113	5,329	3,370	1,787	172	394	328	32	29	13	[illegible]
Farm equipment dealers	68	3,274	14	666	54	3,213	2,555	597	(v)	112	54	..	..	4	[illegible]
Drug and proprietary stores	431	16,113	242	7,566	189	8,547	6,678	1,867	(v)	334	282	...	...	..	[illegible]
Other retail stores	1,210	29,255	804	16,375	406	12,880	7,258	4,387	735	786	546	251	134	[illegible]	[illegible]
Fuel, fuel oil, ice dealers	56	1,464	38	546	18	918	431	487	...	71	42	...	...	8	[illegible]
Feed, farm, garden supply stores	153	5,891	66	1,878	87	4,013	2,698	1,313	(v)	152	106	...	...	19	[illegible]
Jewelry stores	123	2,917	60	1,047	63	1,870	1,052	411	407	123	80	154	128	5	[illegible]
Book, stationery stores	33	880	14	367	19	513	120	360	33	45	39	5	3	3	[illegible]
Sporting goods stores, bicycle stores	45	1,064	37	738	8	326	271	54	(v)	12	9	...	...	3	14
Florists	117	2,089	36	390	81	1,692	603	1,089	...	175	138	...	...	7	[illegible]
Music stores	28	691	16	253	12	438	239	80	119	17	7	42	29	8	14[illegible]
Optical goods stores	(1)	(1)	(1)	(1)	(1)	(1)	(1)	(1)	(1)	(1)	(1)	(1)	(1)	(1)	[illegible]
Camera, photographic supply stores	8	2[illegible]	3	81	5	196	70	124	(v)	18	16	(v)	...	65	[illegible]
All other retail stores	639	13,765	529	10,327	110	2,838	1,722	946	176	169	108	48	26	[illegible]	[illegible]

See footnotes at end of table.

Table 11F.—ANALYSIS OF CASH AND CREDIT SALES AND BALANCES DUE FOR LARGE STORES AND MULTIUNITS, AND SAMPLE OF SMALL STORES —GEOGRAPHIC DIVISION, BY KIND OF BUSINESS: 1948—Continued

MOUNTAIN

[See text for explanatory material]

Kind of business	Large stores and multiunits: Stores analyzing sales: Total: Stores (Number)	Total: Sales, entire year (Thousand dollars)	Stores with cash sales only: Number	Stores with cash sales only: Sales, entire year (Thousand dollars)	Stores with credit sales: Total: Stores (Number)	Total: Sales, entire year (Thousand dollars)	Cash sales (Thousand dollars)	Charge account sales (Thousand dollars)	Installment sales (Thousand dollars)	Balances due from customers: On charge account sales: End of year (Thousand dollars)	On charge account sales: Beginning of year (Thousand dollars)	On installment sales: End of year (Thousand dollars)	On installment sales: Beginning of year (Thousand dollars)	Stores not analyzing sales: Number	Stores not analyzing sales: Sales, entire year (Thousand dollars)
Geographic division, total	14,974	3,268,181	5,482	837,652	9,492	2,430,529	1,302,915	890,994	236,620	127,959	108,513	[illegible]	[illegible]	535	88,[illegible]
Food group	2,[illegible]	[illegible]	1,345	243,379	1,412	356,344	261,842	83,435	[illegible]	10,593	8,801	170	[illegible]	219	[illegible]
Grocery stores, without fresh meat	[illegible]	23,[illegible]	86	11,141	84	11,953	5,970	5,935	48	758	665	12	14	1	[illegible]
Grocery stores, with fresh meat	2,[illegible]	[illegible]	1,051	205,715	1,193	312,[illegible]	242,563	69,871	210	8,[illegible]	[illegible]	[illegible]	[illegible]	[illegible]	[illegible]
Candy, nut, confectionery stores	58	2,357	56	(x)	2	(x)	(x)	(x)	(x)	(x)	(x)	(x)	(x)	*	*
Dairy products stores, milk dealers	[illegible]	[illegible]	37	3,177	57	19,087	5,691	13,396	...	1,320	1,051	...	...	2	[illegible]
All other food stores	186	23,649	115	(x)	71	(x)	(x)	(x)	(x)	(x)	(x)	(x)	(x)	[illegible]	[illegible]
Eating and drinking places	1,278	110,987	1,226	103,244	52	7,743	6,152	1,591	...	228	224	...	...	[illegible]	[illegible]
General stores	242	59,196	24	3,043	218	[illegible]	23,231	31,046	1,376	4,137	3,596	564	451	[illegible]	[illegible]
General merchandise group	342	[illegible]	29	171,815	313	326,262	196,[illegible]	82,751	47,065	15,927	13,[illegible]	17,[illegible]	14,688	[illegible]	[illegible]
Department stores	109	[illegible]	12	18,421	97	258,817	154,[illegible]	61,343	42,830	12,115	10,741	16,[illegible]	13,737	...	...
Dry goods, general merchandise stores	518	154,334	317	92,740	201	61,594	(x)	(x)	(x)	(x)	(x)	(x)	(x)	[illegible]	[illegible]
Variety stores	315	[illegible]	300	60,654	15	5,851	(x)	(x)	(x)	(x)	(x)	(x	(x	[illegible]	[illegible]
Apparel group	1,012	173,324	476	56,047	536	117,277	68,751	43,424	5,102	9,395	8,318	1,283	1,005	31	[illegible]
Men's, boys' clothing, furnishings stores	227	37,271	81	[illegible]	146	28,015	19,734	8,121	160	1,726	1,431	16	14	[illegible]	[illegible]
Family clothing stores	194	[illegible]	97	[illegible]	97	31,011	18,356	10,826	1,829	2,392	2,357	[illegible]	[illegible]	1	[illegible]
Women's ready-to-wear stores	317	61,909	116	19,489	201	42,420	20,955	19,241	2,224	4,162	3,473	358	317	[illegible]	[illegible]
Other apparel accessory, specialty stores	53	[illegible]	38	1,138	15	1,196	854	338	(v)	64	33	...	...	...	...
Shoe stores	177	23,264	123	14,278	54	8,986	[illegible]	[illegible]	...	302	264	...	...	1	[illegible]
Custom tailors	9	1,533	4	232	5	1,301	695	[illegible]	111	101	93	17	17	...	...
Furriers, fur shops	14	[illegible]	...	...	14	4,190	1,072	[illegible]	763	645	665	249	278	...	...
All other apparel stores	21	1,168	17	1,010	4	158	135	12	(v)	3	[illegible]	...	...	[illegible]	[illegible]
Furniture, furnishings, appliance group	1,[illegible]	170,548	75	6,528	966	164,020	[illegible]	60,577	53,997	12,077	10,353	14,539	11,318	35	[illegible]
Furniture stores	460	[illegible]	22	1,999	438	[illegible]	27,831	34,768	34,758	7,463	[illegible]	11,047	8,862	14	[illegible]
Floor covering, drapery stores	34	6,198	5	[illegible]	29	[illegible]	1,299	3,880	568	591	[illegible]	[illegible]	[illegible]	3	[illegible]
Other home furnishing stores	33	[illegible]	5	879	28	3,169	1,331	878	960	127	[illegible]	169	[illegible]	1	[illegible]
Household appliance stores	[illegible]	57,918	38	2,289	[illegible]	55,629	[illegible]	19,[illegible]	17,281	3,670	3,087	3,215	[illegible]	17	[illegible]
Radio stores	14	3,028	5	910	14	2,118	[illegible]	1,127	(v)	226	[illegible]	(v)	(v)	...	...
Automotive group	[illegible]	[illegible]	201	41,207	2,085	[illegible]	[illegible]	[illegible]	[illegible]	21,034	17,312	11,424	[illegible]	78	[illegible]
Motor vehicle (new and used) dealers	1,762	[illegible]	68	15,327	1,694	[illegible]	[illegible]	[illegible]	[illegible]	18,129	14,996	[illegible]	[illegible]	[illegible]	[illegible]
Motor vehicle (used) dealers	[illegible]	56,691	95	20,635	150	36,05[illegible]	20,343	2,574	13,139	271	165	1,241	[illegible]	21	[illegible]
Tire, battery, accessory dealers	226	[illegible]	14	1,193	212	[illegible]	11,557	17,947	[illegible]	2,370	[illegible]	1,567	[illegible]	[illegible]	[illegible]
All other automotive dealers	53	10,356	24	4,052	29	6,304	2,684	2,588	1,032	264	174	319	[illegible]	...	...
Gasoline service stations	986	93,976	294	17,884	692	76,092	45,776	29,736	580	3,881	[illegible]	139	97	[illegible]	[illegible]
Lumber, building, hardware group	2,133	466,011	114	16,483	2,019	[illegible]	151,711	272,054	[illegible]	38,394	32,519	4,381	3,378	[illegible]	[illegible]
Lumber yards, building materials dealers	[illegible]	[illegible]	[illegible]	[illegible]	[illegible]	[illegible]	[illegible]	[illegible]	[illegible]	[illegible]	[illegible]	[illegible]	[illegible]	[illegible]	[illegible]
Plumbing, paint, electrical stores	188	31,227	18	2,082	170	29,145	6,543	20,574	2,028	2,968	2,606	303	351	1	139
Hardware stores	[illegible]	[illegible]	[illegible]	[illegible]	[illegible]	[illegible]	[illegible]	[illegible]	[illegible]	[illegible]	[illegible]	[illegible]	[illegible]	[illegible]	[illegible]
Farm equipment dealers	635	137,382	33	4,837	602	132,545	66,777	53,809	11,959	6,953	5,542	1,950	1,150	17	[illegible]
Drug and proprietary stores	630	102,080	289	51,562	341	50,518	40,271	10,129	(v)	1,816	1,522	(v)	(v)	10	1,[illegible]
Other retail stores	1,667	225,086	809	76,460	858	148,626	64,340	71,209	13,077	10,475	8,988	5,009	[illegible]	[illegible]	[illegible]
Fuel, fuel oil, ice dealers	193	[illegible]	[illegible]	[illegible]	168	[illegible]	[illegible]	[illegible]	[illegible]	[illegible]	[illegible]	[illegible]	[illegible]	[illegible]	[illegible]
Feed, farm, garden supply stores	237	58,624	[illegible]	[illegible]	202	50,162	23,902	25,507	753	2,777	2,326	311	[illegible]	[illegible]	[illegible]
Jewelry stores	179	21,393	[illegible]	[illegible]	143	20,130	[illegible]	[illegible]	[illegible]	[illegible]	[illegible]	[illegible]	[illegible]	[illegible]	[illegible]
Book, stationery stores	56	10,900	10	1,348	46	9,552	2,778	5,231	1,543	735	629	1,061	[illegible]	2	472
Sporting goods stores, bicycle stores	63	[illegible]	17	[illegible]	46	8,251	[illegible]	2,581	225	416	355	15	8	1	67
Florists	50	3,387	13	380	37	3,007	1,341	1,666	...	288	260	...	...	1	117
Music stores	55	9,901	3	53	52	9,848	3,960	2,620	3,268	459	362	1,022	725	2	259
Optical goods stores	22	1,963	6	148	16	1,815	864	511	440	63	58	113	92	...	...
Camera, photographic supply stores	31	3,223	10	943	21	2,280	1,354	905	21	132	126	6	5	...	...
All other retail stores	781	72,045	654	59,304	127	12,741	6,914	4,720	1,107	629	512	195	163	15	1,285

See footnotes at end of table.

Table 11F.—ANALYSIS OF CASH AND CREDIT SALES AND BALANCES DUE FOR LARGE STORES AND MULTIUNITS, AND SAMPLE OF SMALL STORES —GEOGRAPHIC DIVISION, BY KIND OF BUSINESS: 1948—Continued

MOUNTAIN

[See text for explanatory material]

Kind of business	Sample of small single-unit stores														
	Stores analyzing sales													Stores not analyzing sales	
	Total		Stores with cash sales only		Stores with credit sales										
					Total					Balances due from customers					
										On charge account sales		On installment sales			
	Stores (Number)	Sales, entire year (Thousand dollars)	Number	Sales, entire year (Thousand dollars)	Stores (Number)	Sales, entire year (Thousand dollars)	Cash sales (Thousand dollars)	Charge account sales (Thousand dollars)	Installment sales (Thousand dollars)	End of year (Thousand dollars)	Beginning of year (Thousand dollars)	End of year (Thousand dollars)	Beginning of year (Thousand dollars)	Number	Sales, entire year (Thousand dollars)
Geographic division, total	3,898	124,825	2,512	66,745	1,386	58,080	35,701	19,943	2,436	3,513	2,417	661	273	536	12,720
Food group	898	27,280	542	14,074	356	13,206	7,743	5,433	30	747	534	14	18	88	2,418
Grocery stores, without fresh meat	266	5,016	167	2,919	99	2,097	1,313	782	2	147	94	1	1	28	662
Grocery stores, with fresh meat	485	18,483	248	8,129	237	10,354	5,885	4,448	21	580	430	11	11	37	1,263
Candy, nut, confectionery stores	(1)	(1)	(1)	(1)	(1)	(1)	(1)	(1)	(1)	(1)	(1)	(1)	(1)	(1)	(1)
Dairy products stores, milk dealers	23	751	17	462	6	289	169	120	...	13	9	...	...	2	26
All other food stores	(1)	(1)	(1)	(1)	(1)	(1)	(1)	(1)	(1)	(1)	(1)	(1)	(1)	(1)	(1)
Eating and drinking places	963	25,144	932	24,510	31	634	571	63	...	16	9	...	...	182	3,412
General stores	54	2,333	14	468	40	1,865	1,018	823	24	145	114	7	4	4	118
General merchandise group	93	3,150	62	1,853	31	1,297	850	447	...	93	71	...	...	5	102
Department stores	...	...	...	...	...	...	...	...	...	...	...	...	...	...	...
Dry goods, general merchandise stores	55	1,923	29	839	26	1,084	(x)	(x)	(x)	(x)	(x)	(x)	(x)	2	40
Variety stores	38	1,227	33	1,014	5	213	(x)	(x)	(x)	(x)	(x)	(x)	(x)	3	62
Apparel group	188	6,608	120	3,427	68	3,181	2,329	840	(v)	189	130	...	...	9	230
Men's, boys' clothing, furnishings stores	39	1,563	23	781	16	782	629	153	...	38	28	...	...	1	10
Family clothing stores	24	1,232	16	752	8	480	421	59	...	14	9	...	...	...	...
Women's ready-to-wear stores	60	2,239	29	734	31	1,505	940	553	(v)	121	78	...	...	2	146
Other apparel accessory, specialty stores	(1)	(1)	(1)	(1)	(1)	(1)	(1)	(1)	(1)	(1)	(1)	(1)	(1)	(1)	(1)
Shoe stores	21	932	17	730	4	202	176	26	...	3	3	...	...	3	65
Custom tailors	(1)	(1)	(1)	(1)	(1)	(1)	(1)	(1)	(1)	(1)	(1)	(1)	(1)	(1)	(1)
Furriers, fur shops	(1)	(1)	(1)	(1)	(1)	(1)	(1)	(1)	(1)	(1)	(1)	(1)	(1)	(1)	(1)
All other apparel stores	(1)	(1)	(1)	(1)	(1)	(1)	(1)	(1)	(1)	(1)	(1)	(1)	(1)	(1)	(1)
Furniture, furnishings, appliance group	154	6,375	43	822	111	5,553	2,618	2,000	935	416	353	217	136	11	291
Furniture stores	47	2,327	7	187	40	2,140	976	647	517	193	188	183	115	3	98
Floor covering, drapery stores	(1)	(1)	(1)	(1)	(1)	(1)	(1)	(1)	(1)	(1)	(1)	(1)	(1)	(1)	(1)
Other home furnishing stores	(1)	(1)	(1)	(1)	(1)	(1)	(1)	(1)	(1)	(1)	(1)	(1)	(1)	(1)	(1)
Household appliance stores	65	2,701	15	346	50	2,355	1,257	752	346	139	109	27	15	5	165
Radio stores	(1)	(1)	(1)	(1)	(1)	(1)	(1)	(1)	(1)	(1)	(1)	(1)	(1)	(1)	(1)
Automotive group	134	6,033	46	1,571	88	4,462	2,548	1,118	796	231	151	244	25	19	530
Motor vehicle (new and used) dealers	39	2,235	5	205	34	2,030	1,366	544	(v)	106	51	(v)	...	3	174
Motor vehicle (used) dealers	42	1,874	24	1,006	18	868	438	30	400	2	1	47	20	1	72
Tire, battery, accessory dealers	41	1,486	12	318	29	1,168	678	453	37	69	59	6	5	13	272
All other automotive dealers	(1)	(1)	(1)	(1)	(1)	(1)	(1)	(1)	(1)	(1)	(1)	(1)	(1)	(1)	(1)
Gasoline service stations	597	19,025	298	7,334	299	11,691	8,050	3,608	(v)	534	344	...	...	134	3,858
Lumber, building, hardware group	184	8,429	66	2,439	118	5,990	3,228	2,514	248	512	287	65	12	16	420
Lumber yards, building materials dealers	30	1,575	9	266	21	1,309	485	780	44	186	64	36	...	4	76
Plumbing, paint, electrical stores	49	2,110	17	652	32	1,458	595	809	54	140	105	10	2	6	126
Hardware stores	73	2,825	30	899	43	1,926	1,371	514	41	100	76	11	6	5	194
Farm equipment dealers	32	1,919	10	622	22	1,297	777	411	109	86	42	8	4	1	24
Drug and proprietary stores	120	5,675	68	3,006	52	2,669	2,168	495	6	84	70	3	2	8	253
Other retail stores	513	14,773	321	7,241	192	7,532	4,578	2,602	352	546	354	111	76	60	1,088
Fuel, fuel oil, ice dealers	34	989	17	178	17	811	374	431	6	74	41	2	...	4	81
Feed, farm, garden supply stores	31	1,526	10	395	21	1,131	765	366	...	53	41	...	...	2	78
Jewelry stores	73	2,204	29	658	44	1,546	1,102	227	217	123	80	75	39	1	4
Book, stationery stores	14	654	4	302	10	352	175	177	...	38	20	...	...	2	2
Sporting goods stores, bicycle stores	33	1,020	21	608	12	412	271	135	6	42	16	3	...	2	15
Florists	(1)	(1)	(1)	(1)	(1)	(1)	(1)	(1)	(1)	(1)	(1)	(1)	(1)	(1)	(1)
Music stores	13	553	4	76	9	477	213	207	57	31	22	17	16	...	...
Optical goods stores	(1)	(1)	(1)	(1)	(1)	(1)	(1)	(1)	(1)	(1)	(1)	(1)	(1)	(1)	(1)
Camera, photographic supply stores	(1)	(1)	(1)	(1)	(1)	(1)	(1)	(1)	(1)	(1)	(1)	(1)	(1)	(1)	(1)
All other retail stores	(1)	(1)	(1)	(1)	(1)	(1)	(1)	(1)	(1)	(1)	(1)	(1)	(1)	(1)	(1)

See footnotes at end of table.

Table 11F.—ANALYSIS OF CASH AND CREDIT SALES AND BALANCES DUE FOR LARGE STORES AND MULTIUNITS, AND SAMPLE OF SMALL STORES —GEOGRAPHIC DIVISION, BY KIND OF BUSINESS: 1948—Continued

PACIFIC

[See text for explanatory material]

Kind of business	Large stores and multiunits: Stores analyzing sales: Total: Stores (Number)	Total: Sales, entire year (Thousand dollars)	Stores with cash sales only: Number	Stores with cash sales only: Sales, entire year (Thousand dollars)	Stores with credit sales: Total: Stores (Number)	Total: Sales, entire year (Thousand dollars)	Cash sales (Thousand dollars)	Charge account sales (Thousand dollars)	Installment sales (Thousand dollars)	Balances due from customers: On charge account sales: End of year (Thousand dollars)	On charge account sales: Beginning of year (Thousand dollars)	On installment sales: End of year (Thousand dollars)	On installment sales: Beginning of year (Thousand dollars)	Stores not analyzing sales: Number	Stores not analyzing sales: Sales, entire year (Thousand dollars)
Geographic division, total	[illegible]	11,098,278	21,405	3,351,412	23,327	7,726,866	3,941,663	2,689,695	1,045,508	392,260	341,545	235,925	176,138	[illegible]	[illegible]
Food group	10,638	[illegible]	6,604	1,473,852	4,032	1,181,045	942,078	237,092	1,875	25,033	20,609	278	229	347	[illegible]
Grocery stores, without fresh meat	2,304	226,310	990	169,250	374	57,060	36,956	20,073	(V)	2,550	[illegible]	...	...	82	13,758
Grocery stores, with fresh meat	6,947	2,095,053	3,870	1,139,411	3,071	956,542	826,028	129,813	701	14,267	11,[illegible]	60	[illegible]	183	[illegible]
Candy, nut, confectionery stores	361	28,406	346	22,987	13	2,418	1,906	1,012	...	77	68	...	...	[illegible]	14
Dairy products stores, milk dealers	239	96,424	77	6,791	162	89,133	24,613	64,520	...	6,085	4,739	...	...	[illegible]	[illegible]
All other food stores	1,709	216,806	1,308	135,413	401	75,392	52,575	21,674	1,143	2,054	1,810	218	163	75	[illegible]
Eating and drinking places	[illegible]	524,909	4,566	468,788	200	56,121	48,625	7,496	...	943	720	...	...	[illegible]	28,[illegible]
General stores	166	32,170	20	2,437	146	29,733	14,187	14,943	603	2,055	1,728	254	223	2	[illegible]
General merchandise group	3,221	1,731,534	1,639	399,017	582	1,332,517	773,445	346,399	212,073	72,868	68,853	57,880	44,717	27	3,731
Department stores	268	1,288,749	22	59,489	246	1,229,260	715,288	308,536	205,436	65,542	62,065	55,371	42,402	...	...
Dry goods, general merchandise stores	326	252,772	608	154,424	318	98,348	53,700	38,211	6,437	7,234	6,777	2,399	2,277	18	[illegible]
Variety stores	1,027	190,013	1,009	185,104	18	4,909	4,457	252	200	32	11	110	38	[illegible]	[illegible]
Apparel group	[illegible]	732,143	2,354	224,991	1,838	507,152	281,887	207,353	17,912	46,282	41,[illegible]	4,795	3,963	72	[illegible]
Men's, boys' clothing, furnishings stores	868	160,500	371	40,432	497	120,068	76,365	41,148	2,555	8,902	7,472	622	489	16	[illegible]
Family clothing stores	321	112,252	121	13,902	200	98,350	52,642	40,673	5,035	9,189	8,672	1,721	1,408	8	1,861
Women's ready-to-wear stores	1,341	280,228	581	64,982	760	215,246	103,072	105,147	7,027	24,406	21,584	1,524	1,148	31	3,30[illegible]
Other apparel accessory, specialty stores	339	24,250	264	14,265	75	9,985	8,132	1,844	(V)	255	201	...	...	[illegible]	[illegible]
Shoe stores	1,063	125,039	865	82,950	198	42,089	32,690	9,027	372	1,426	1,338	37	10	8	842
Custom tailors	75	8,945	28	2,477	47	6,468	2,372	3,888	(V)	681	638	(V)	(V)	1	3
Furriers, fur shops	(1)	(1)	(1)	(1)	(1)	(1)	(1)	(1)	(1)	(1)	(1)	(1)	(1)	(1)	(1)
All other apparel stores	167	10,021	117	5,527	50	4,494	3,098	1,329	67	220	176	26	...	3	450
Furniture, furnishings, appliance group	3,270	670,562	455	42,908	2,815	627,654	183,328	206,736	237,590	38,540	33,690	69,455	51,564	89	13,25[illegible]
Furniture stores	1,454	380,619	147	15,483	1,307	365,036	86,251	123,598	155,187	23,693	21,279	50,214	38,558	37	5,113
Floor covering, drapery stores	254	42,325	88	7,027	166	35,298	9,329	23,684	2,285	5,576	4,357	479	375	6	1,251
Other home furnishing stores	195	50,357	66	8,471	129	41,886	12,747	10,064	19,075	1,453	1,246	7,447	5,026	4	721
Household appliance stores	1,198	177,070	109	9,466	1,089	167,604	67,262	45,468	54,874	7,088	6,195	10,172	6,668	34	5,105
Radio stores	169	20,291	45	2,461	124	17,830	7,739	3,922	6,169	730	613	1,143	937	8	1,061
Automotive group	5,018	2,169,588	608	136,326	4,410	2,033,262	1,072,857	514,288	446,117	55,815	43,898	54,252	36,455	198	66,669
Motor vehicle (new and used) dealers	2,967	1,737,132	124	40,836	2,843	1,696,296	927,706	435,068	333,522	46,166	35,259	37,591	26,926	101	47,236
Motor vehicle (used) dealers	1,067	275,688	321	81,392	746	194,296	90,604	13,537	90,155	1,572	1,488	11,005	7,201	58	13,08[illegible]
Tire, battery, accessory dealers	734	111,873	72	5,177	662	106,696	43,253	52,772	10,671	6,790	5,943	3,892	1,629	29	4,823
All other automotive dealers	250	44,895	91	8,921	159	35,974	11,294	12,911	11,769	1,287	1,208	1,764	1,199	10	1,554
Gasoline service stations	2,906	266,584	889	72,772	2,017	193,812	115,843	75,748	2,221	13,568	9,328	354	219	134	16,551
Lumber, building, hardware group	3,899	1,041,393	353	37,210	3,546	1,004,183	254,491	701,734	47,958	81,385	76,351	8,916	6,535	91	15,357
Lumber yards, building materials dealers	1,898	593,795	102	16,094	1,796	577,701	107,710	466,065	3,926	53,080	51,924	768	579	35	5,953
Plumbing, paint, electrical stores	588	83,911	95	7,429	493	76,482	20,190	54,323	1,969	7,198	6,038	257	195	23	3,009
Hardware stores	834	163,121	139	10,554	695	152,567	75,319	63,339	13,909	9,642	8,756	2,744	2,016	14	2,209
Farm equipment dealers	579	200,566	17	3,133	562	197,433	51,272	118,007	28,154	11,465	9,633	5,147	3,745	19	4,194
Drug and proprietary stores	1,932	332,440	1,250	233,354	682	99,086	78,315	20,733	38	3,332	2,885	9	7	45	6,623
Other retail stores	5,726	922,058	2,727	259,757	2,999	662,301	226,607	356,573	79,121	52,439	46,175	39,727	32,226	196	41,336
Fuel, fuel oil, ice dealers	464	100,341	47	3,355	417	96,986	23,999	70,513	2,474	12,142	9,124	504	349	15	2,303
Feed, farm, garden supply stores	930	292,158	110	19,513	820	272,645	86,827	183,836	1,982	20,791	19,337	283	264	66	25,647
Jewelry stores	620	100,390	108	4,015	512	96,375	33,698	20,168	42,509	6,637	6,027	19,986	18,150	15	1,298
Book, stationery stores	268	60,551	44	2,433	224	58,118	16,719	27,960	13,439	5,018	4,474	11,039	8,252	4	524
Sporting goods stores, bicycle stores	196	18,493	86	4,271	110	14,222	8,963	4,842	417	661	582	65	59	12	729
Florists	192	11,840	69	1,050	123	10,790	4,091	6,699	...	1,290	1,257	...	...	3	297
Music stores	181	34,086	43	2,007	138	32,079	10,100	8,131	13,848	1,161	1,115	6,727	4,382	1	120
Optical goods stores	91	5,465	34	1,422	57	4,043	2,674	1,131	238	190	173	65	54	...	...
Camera, photographic supply stores	153	18,536	40	1,924	113	16,612	9,468	6,672	472	995	870	66	66	3	341
All other retail stores	2,631	280,198	2,146	219,767	485	60,431	30,068	26,621	3,742	3,554	3,216	992	650	77	10,077

See footnotes at end of table.

Table 11F.—ANALYSIS OF CASH AND CREDIT SALES AND BALANCES DUE FOR LARGE STORES AND MULTIUNITS, AND SAMPLE OF SMALL STORES —GEOGRAPHIC DIVISION, BY KIND OF BUSINESS: 1948—Continued

PACIFIC

[See text for explanatory material]

Kind of business	Sample of small single-unit stores															
	Stores analyzing sales														Stores not analyzing sales	
	Total		Stores with cash sales only		Stores with credit sales											
					Total					Balances due from customers						
										On charge account sales		On installment sales				
	Stores (Number)	Sales, entire year (Thousand dollars)	Number	Sales, entire year (Thousand dollars)	Stores (Number)	Sales, entire year (Thousand dollars)	Cash sales (Thousand dollars)	Charge account sales (Thousand dollars)	Installment sales (Thousand dollars)	End of year (Thousand dollars)	Beginning of year (Thousand dollars)	End of year (Thousand dollars)	Beginning of year (Thousand dollars)	Number	Sales, entire year (Thousand dollars)
Geographic division, total	10,319	331,628	7,831	223,158	2,488	108,470	66,681	35,683	6,106	5,519	4,157	1,284	851	1,494	37,640
Food group	2,064	77,133	1,537	53,317	527	23,816	15,455	8,354	7	1,007	752	2	...	238	7,708
Grocery stores, without fresh meat	653	21,329	496	15,361	157	5,968	4,179	1,786	(v)	224	166	...	...	94	2,925
Grocery stores, with fresh meat	856	38,808	550	23,651	306	15,157	9,533	5,623	(v)	670	518	...	...	47	1,787
Candy, nut, confectionery stores	74	1,225	73	1,188	1	37	27	10	...	2	...	...	...	14	184
Dairy products stores, milk dealers	29	986	20	521	9	465	46	419	...	40	19	...	...	2	55
All other food stores	452	14,785	398	12,596	54	2,189	1,670	516	3	71	49	2	...	81	2,757
Eating and drinking places	2,599	69,939	2,575	69,076	24	863	761	102	...	15	8	...	...	445	9,505
General stores	30	1,670	11	468	19	1,202	654	548	...	140	129	...	...	3	122
General merchandise group	263	6,826	235	5,739	28	1,087	697	360	30	57	41	15	15	22	495
Department stores	...	...	...	...	...	...	...	...	...	...	...	...	...	...	...
Dry goods, general merchandise stores	108	3,156	86	2,128	22	1,028	648	350	30	57	41	15	15	9	117
Variety stores	155	3,670	149	3,611	6	59	49	(v)	...	...	...	...	...	13	378
Apparel group	699	22,391	521	14,149	178	8,242	5,383	2,672	187	452	360	84	76	64	1,343
Men's, boys' clothing, furnishings stores	142	5,472	108	4,032	34	1,440	1,076	364	...	65	42	...	...	9	328
Family clothing stores	43	2,052	26	1,148	17	904	593	177	134	40	23	66	65	1	9
Women's ready-to-wear stores	208	7,333	132	3,381	76	3,951	2,481	1,452	18	260	147	8	7	27	631
Other apparel accessory, specialty stores	60	925	55	735	5	190	165	25	...	1	3	...	...	4	49
Shoe stores	82	2,935	71	2,487	11	448	382	66	...	4	2	...	...	6	120
Custom tailors	62	998	52	758	10	240	67	173	...	11	8	...	...	6	42
Furriers, fur shops	(1)	(1)	(1)	(1)	(1)	(1)	(1)	(1)	(1)	(1)	(1)	(1)	(1)	(1)	(1)
All other apparel stores	85	1,960	70	1,427	15	533	405	128	...	26	19	...	...	11	164
Furniture, furnishings, appliance group	581	19,377	279	5,456	302	13,921	6,336	4,507	3,078	734	566	502	311	92	1,873
Furniture stores	163	6,541	63	1,415	100	5,126	2,092	1,688	1,346	334	269	328	218	16	328
Floor covering, drapery stores	76	2,598	43	1,097	33	1,481	595	881	(v)	101	71	...	...	14	291
Other home furnishing stores	110	1,913	87	1,367	23	845	525	246	74	33	28	20	7	14	329
Household appliance stores	155	6,376	43	1,073	112	5,303	2,407	1,467	1,429	223	170	135	78	21	673
Radio stores	77	1,970	43	804	34	1,166	717	225	224	41	28	19	8	27	252
Automotive group	266	11,541	111	3,846	155	7,695	3,895	2,033	1,767	365	244	413	290	60	2,325
Motor vehicle (new and used) dealers	32	2,121	7	348	25	1,773	982	649	142	79	64	36	19	5	302
Motor vehicle (used) dealers	101	4,858	45	1,908	56	2,950	1,169	374	1,407	56	45	359	257	12	548
Tire, battery, accessory dealers	90	3,321	30	956	60	2,365	1,333	918	114	221	126	13	8	36	1,092
All other automotive dealers	43	1,241	29	634	14	607	411	92	104	9	9	5	6	7	383
Gasoline service stations	1,385	46,046	888	26,430	497	19,616	14,655	4,919	42	682	472	8	4	336	8,977
Lumber, building, hardware group	429	17,133	183	5,082	246	12,051	6,506	5,369	176	875	721	37	33	46	1,610
Lumber yards, building materials dealers	80	3,652	30	963	50	2,689	1,235	1,438	16	222	117	7	2	5	213
Plumbing, paint, electrical stores	143	4,873	61	1,451	82	3,422	1,418	1,941	63	256	241	12	10	24	654
Hardware stores	182	7,340	85	2,406	97	4,934	3,246	1,604	84	338	312	12	21	16	697
Farm equipment dealers	24	1,268	7	262	17	1,006	607	386	13	59	51	6	...	1	46
Drug and proprietary stores	262	12,438	207	9,388	55	3,050	2,431	613	(v)	99	74	...	...	14	480
Other retail stores	1,741	47,134	1,284	30,207	457	16,927	9,908	6,206	813	1,095	790	223	142	174	3,097
Fuel, fuel oil, ice dealers	57	2,115	26	721	31	1,394	680	711	(v)	125	101	...	...	6	57
Feed, farm, garden supply stores	81	3,206	33	1,026	48	2,180	1,100	1,048	32	156	101	5	3	5	172
Jewelry stores	175	4,940	85	1,540	90	3,400	2,177	973	250	322	231	88	53	17	268
Book, stationery stores	76	2,013	47	787	29	1,232	573	658	(v)	81	51	...	...	2	47
Sporting goods stores, bicycle stores	118	2,869	100	2,262	18	607	402	190	15	33	28	3	1	11	232
Florists	141	2,848	74	1,015	67	1,833	953	880	...	139	91	...	...	11	129
Music stores	55	1,475	34	579	21	896	382	262	252	39	30	67	36	7	96
Optical goods stores	7	149	6	135	1	14	12	(v)	(v)	...	...	...	...	1	48
Camera, photographic supply stores	37	1,345	23	717	14	628	481	145	(v)	22	13	...	...	6	138
All other retail stores	994	26,168	856	21,425	138	4,743	3,148	1,338	257	178	144	60	24	108	1,748

v Withheld because of insufficient data.
x Withheld to avoid disclosure.
[1] Information not shown because of high sampling variability.

Table 11G.—ANALYSIS OF CASH AND CREDIT SALES AND BALANCES DUE FOR LARGE STORES AND MULTIUNITS STATE, BY KIND OF BUSINESS 1948

ALABAMA

[See text for explanatory material]

Kind of business	Large stores and multiunits													Stores not analyzing sales		Small single unit stores	
	Stores analyzing sales																
	Total		Stores with cash sales only		Stores with credit sales												
					Total					Balances due from customers							
										On charge account sales		On installment sales					
	Stores	Sales, entire year	Number	Sales, entire year	Stores	Sales, entire year	Cash sales	Charge account sales	Installment sales	End of year	Beginning of year	End of year	Beginning of year	Number	Sales, entire year	Number	Sales, entire year
	(Number)	(Thousand dollars)		(Thousand dollars)	(Number)	(Thousand dollars)	(Thousand dollars)	(Thousand dollars)	(Thousand dollars)	(Thousand dollars)	(Thousand dollars)	(Thousand dollars)	(Thousand dollars)		(Thousand dollars)		Thousand dollars)
State, total	4,458	2,468,389	2,671	369,985	2,717	678,404	336,175	228,900	113,329	37,640	31,974	24,633	26,387	276	67,742	43,492	[illegible]
Food group	1,307	787,148	729	147,520	578	339,628	22,903	16,049	676	1,516	1,181	199	144	41	6,631	14,837	46,472
Grocery stores, without fresh meat	142	8,380	88	5,072	54	3,308	1,674	1,634	...	174	141	...	...	4	436	[illegible]	[illegible]
Grocery stores, with fresh meat	956	765,769	578	137,800	197	627,969	16,041	10,776	552	917	801	176	115	15	1,741	[illegible]	[illegible]
Candy, nut, confectionery stores	33	1,354	32	(x)	1	(x)	(x)	(x)	(x)	(x)	(x)	(x)	(x)	...	...	213	
Dairy products stores, milk dealers	25	7,136	8	(x)	17	(x)	(x)	(x)	(x)	(x)	(x)	(x)	(x)	1	124	39	1,
All other food stores	32	4,049	23	1,967	9	3,082	1,292	1,666	124	132	109	23	25	...	...	328	6,
Eating and drinking places	362	25,[illegible]	357	24,763	5	681	543	138	...	13	12	...	...	8	2,[illegible]	[illegible]	[illegible]
General stores	162	31,370	38	4,165	124	27,205	10,036	14,425	2,744	1,529	1,355	1,222	1,048	39	3,961	[illegible]	[illegible]
General merchandise group	387	155,636	240	54,526	155	98,460	51,328	31,111	16,021	7,023	5,037	2,697	2,178	52	5,[illegible]	856	28,[illegible]
Department stores	28	77,895	9	4,521	19	73,374	37,673	21,921	13,780	4,825	4,241	2,012	1,780	...	...	...	...
Dry goods, general merchandise stores	254	43,149	119	(x)	135	(x)	(x)	(x)	(x)	(x)	(x)	(x)	(x)	6	608	730	[illegible]
Variety stores	105	31,651	114	(x)	1	(x)	(x)	(x)	(x)	(x)	(x)	(x)	(x)	49	5,139	122	3,[illegible]
Apparel group	491	90,313	276	35,220	215	55,093	27,717	20,985	6,391	5,265	4,379	1,832	1,812	8	765	684	23,434
Men's, boys' clothing, furnishings stores	83	13,344	49	6,434	34	6,910	3,950	2,933	27	760	620	...	...	3	523	114	[illegible]
Family clothing stores	152	29,367	59	6,750	93	23,117	10,185	7,641	5,291	1,884	1,587	1,668	1,465	1	46	220	8,[illegible]
Women's ready-to-wear stores	142	33,456	78	12,451	62	21,005	10,751	9,239	1,015	2,404	1,994	152	143	1	101	192	[illegible]
Other apparel accessory, specialty stores	21	(x)	19	(x)	2	(x)	(x)	(x)	(x)	(x)	(x)	(x)	(x)	...	...	29	(x)
Shoe stores	84	11,878	68	8,859	16	3,019	2,264	724	31	118	97	12	4	3	95	73	[illegible]
Custom tailors	2	(x)	1	(x)	1	(x)	(x)	(x)	(x)	(x)	(x)	(x)	(x)	...	...	25	(x)
Furriers, fur shops	2	(x)	...	...	2	(x)	(x)	(x)	(x)	(x)	(x)	(x)	(x)	...	...	1	(x)
All other apparel stores	7	663	2	(x)	5	(x)	(x)	(x)	(x)	(x)	(x)	(x)	(x)	...	...	32	[illegible]
Furniture, furnishings, appliance group	432	64,[illegible]	35	3,166	397	61,258	14,866	12,553	33,839	3,480	3,191	14,367	11,091	85	1,[illegible]	724	[illegible]
Furniture stores	270	43,829	14	917	256	42,910	8,079	6,888	27,943	2,598	2,443	12,410	9,839	2	101	381	24,827
Floor covering, drapery stores	4	(x)	2	(x)	2	(x)	(x)	(x)	(x)	(x)	(x)	(x)	(x)	...	...	23	(x)
Other home furnishing stores	11	1,775	4	279	7	1,496	524	456	(v)	49	45	(v)	(v)	...	...	68	[illegible]
Household appliance stores	141	17,548	14	1,343	127	16,205	5,908	4,953	5,344	803	681	1,894	1,226	83	1,392	196	[illegible]
Radio stores	6	(x)	1	(x)	5	(x)	(x)	(x)	(x)	(x)	(x)	(x)	(x)	...	...	56	(x)
Automotive group	761	268,686	101	21,864	660	246,817	141,278	62,811	42,728	7,042	5,610	4,956	3,[illegible]	25	6,304	456	18,626
Motor vehicle (new and used) dealers	511	215,477	25	8,292	486	207,185	122,809	54,192	30,184	5,829	4,701	3,460	2,446	15	5,083	69	3,822
Motor vehicle (used) dealers	132	36,260	59	12,148	73	24,112	13,181	1,697	9,234	353	179	427	399	8	1,041	98	[illegible]
Tire, battery, accessory dealers	111	15,971	15	(x)	96	(x)	(x)	(x)	(x)	(x)	(x)	(x)	(x)	2	180	257	8,747
All other automotive dealers	7	978	2	(x)	5	(x)	(x)	(x)	(x)	(x)	(x)	(x)	(x)	...	...	32	1,097
Gasoline service stations	267	18,354	134	9,065	133	9,289	5,867	3,236	186	379	322	50	40	8	513	2,622	[illegible]
Lumber, building, hardware group	434	85,180	67	7,931	367	78,249	32,193	41,581	4,475	6,599	5,338	876	413	11	2,129	674	29,008
Lumber yards, building materials dealers	140	34,624	20	3,108	120	31,516	8,620	22,592	304	3,502	2,839	53	51	6	1,393	123	6,023
Plumbing, paint, electrical stores	24	3,750	...	...	24	3,750	802	2,795	153	304	294	35	24	...	...	123	[illegible]
Hardware stores	163	28,441	33	3,276	130	25,165	13,080	9,466	2,619	1,819	1,500	379	123	2	241	367	15,731
Farm equipment dealers	107	19,365	14	1,547	93	17,818	9,691	6,728	1,399	974	705	409	215	3	495	61	3,132
Drug and proprietary stores	174	23,097	83	8,978	91	14,119	10,393	3,696	30	681	546	5	16	5	658	688	24,798
Other retail stores	501	100,687	209	53,082	292	47,605	19,051	22,315	6,239	4,113	4,003	3,429	2,411	12	2,419	1,463	32,722
Fuel, fuel oil, ice dealers	81	9,201	28	988	53	8,213	3,457	4,501	255	644	823	52	20	3	758	239	5,003
Feed, farm, garden supply stores	136	22,812	44	5,498	92	17,314	8,704	8,403	207	1,336	1,232	86	50	5	1,153	186	7,410
Jewelry stores	77	12,524	14	395	63	12,129	3,860	4,439	3,830	1,443	1,299	2,479	1,741	1	267	217	4,802
Book, stationery stores	19	2,488	2	(x)	17	(x)	(x)	(x)	(x)	(x)	(x)	(x)	(x)	...	...	23	843
Sporting goods stores, bicycle stores	17	2,092	5	219	12	1,873	775	1,025	73	169	155	43	49	1	156	56	1,355
Florists	20	1,408	6	154	14	1,254	251	1,003	...	125	134	...	...	...	...	204	3,344
Music stores	18	2,471	5	24	13	2,447	576	260	1,611	60	45	569	390	...	...	38	689
Optical goods stores	6	(x)	2	(x)	4	(x)	(x)	(x)	(x)	(x)	(x)	(x)	(x)	1	84	14	(x)
Camera, photographic supply stores	2	(x)	...	...	2	(x)	(x)	(x)	(x)	(x)	(x)	(x)	(x)	...	...	22	(x)
All other retail stores	125	47,229	103	45,531	22	1,698	676	958	(v)	141	120	(v)	(v)	1	1	464	8,313

See footnotes at end of table.

Table 11G.—ANALYSIS OF CASH AND CREDIT SALES AND BALANCES DUE FOR LARGE STORES AND MULTIUNITS—STATE, BY KIND OF BUSINESS: 1948—Continued

ARIZONA

[See text for explanatory material]

Kind of business	Large stores and multiunits														Small single-unit stores	
	Stores analyzing sales												Stores not analyzing sales			
	Total		Stores with cash sales only		Stores with credit sales											
					Total					Balances due from customers						
										On charge account sales		On installment sales				
	Stores (Number)	Sales, entire year (Thousand dollars)	Number	Sales, entire year (Thousand dollars)	Stores (Number)	Sales, entire year (Thousand dollars)	Cash sales (Thousand dollars)	Charge account sales (Thousand dollars)	Installment sales (Thousand dollars)	End of year (Thousand dollars)	Beginning of year (Thousand dollars)	End of year (Thousand dollars)	Beginning of year (Thousand dollars)	Number	Sales, entire year (Thousand dollars)	Number	Sales, entire year (Thousand dollars)
State, total	1,871	473,494	732	119,038	1,139	354,456	181,117	138,691	34,648	19,416	16,873	6,917	4,533	67	12,877	6,105	171,186
Food group	401	98,804	219	42,684	182	56,120	46,541	9,518	(v)	1,005	762	(v)	(v)	19	4,556	1,417	42,283
Grocery stores, without fresh meat	24	3,615	13	1,804	11	1,811	857	914	(v)	80	70	(v)	(v)	...	...	386	7,097
Grocery stores, with fresh meat	352	90,887	190	39,666	162	51,221	44,090	7,110	(v)	794	594	(v)	(v)	12	2,142	842	30,922
Candy, nut, confectionery stores	7	(x)	7	(x)	...	...	...	...	...	...	...	...	...	5	197	35	(x)
Dairy products stores, milk dealers	3	(x)	...	...	3	(x)	(x)	(x)	(x)	(x)	(x)	(x)	(x)	...	...	8	(x)
All other food stores	15	1,545	9	(x)	6	(x)	(x)	(x)	(x)	(x)	(x)	(x)	(x)	2	217	146	3,466
Eating and drinking places	170	17,435	163	16,297	7	1,138	883	255	...	26	21	...	...	9	1,184	1,621	38,869
General stores	52	15,955	9	1,352	43	14,603	4,693	9,490	420	917	792	97	70	1	137	31	1,343
General merchandise group	114	70,991	77	23,802	37	47,189	27,894	11,950	7,345	2,463	2,211	1,759	1,268	...	...	238	6,472
Department stores	8	33,650	...	...	8	33,650	20,992	5,911	6,747	1,304	1,273	1,563	1,140	...	...	...	...
Dry goods, general merchandise stores	53	25,350	24	11,811	29	13,539	6,902	6,039	598	1,069	938	146	128	...	...	119	4,134
Variety stores	53	11,991	53	11,991	...	...	...	...	...	...	...	...	...	...	...	119	2,368
Apparel group	152	26,849	83	10,019	69	16,830	10,016	6,467	347	1,322	1,052	97	69	1	40	239	7,133
Men's, boys' clothing, furnishings stores	17	2,290	11	1,213	6	1,077	778	299	...	30	21	...	...	...	...	48	1,794
Family clothing stores	33	8,800	13	992	20	7,808	4,536	2,936	336	630	540	37	69	1	40	44	1,429
Women's ready-to-wear stores	45	10,026	20	3,458	25	6,568	3,565	3,003	...	617	463	...	...	...	...	78	2,275
Other apparel accessory, specialty stores	9	404	2	(x)	7	(x)	(x)	(x)	(x)	(x)	(x)	(x)	(x)	...	...	5	145
Shoe stores	38	4,750	30	3,869	8	881	754	127	...	25	12	...	...	...	...	22	815
Custom tailors	1	(x)	1	(x)	...	...	...	...	...	...	...	...	...	...	...	12	(x)
Furriers, fur shops	...	...	...	...	...	...	...	...	...	...	...	...	...	...	...	1	(x)
All other apparel stores	9	(x)	6	(x)	3	(x)	(x)	(x)	(x)	(x)	(x)	(x)	(x)	...	...	31	(x)
Furniture, furnishings, appliance group	118	29,701	7	1,186	111	28,515	7,194	12,219	9,102	2,158	1,888	2,365	1,590	6	833	234	7,442
Furniture stores	65	19,164	3	(x)	62	(x)	(x)	(x)	(x)	(x)	(x)	(x)	(x)	3	466	74	3,027
Floor covering, drapery stores	7	990	...	...	7	990	297	693	...	83	103	...	...	...	...	22	754
Other home furnishing stores	3	(x)	...	...	3	(x)	(x)	(x)	(x)	(x)	(x)	(x)	(x)	...	...	24	(x)
Household appliance stores	39	8,056	2	(x)	37	(x)	(x)	(x)	(x)	(x)	(x)	(x)	(x)	3	367	68	2,314
Radio stores	4	(x)	2	(x)	2	(x)	(x)	(x)	(x)	(x)	(x)	(x)	(x)	...	...	41	(x)
Automotive group	254	87,307	19	3,192	235	84,115	42,401	24,214	11,500	2,652	2,161	1,386	602	13	5,734	200	7,481
Motor vehicle (new and used) dealers	175	69,647	1	(x)	174	(x)	(x)	(x)	(x)	(x)	(x)	(x)	(x)	3	2,438	20	1,017
Motor vehicle (used) dealers	30	8,687	11	2,548	19	6,139	3,689	361	2,089	28	25	67	34	9	3,126	64	2,437
Tire, battery, accessory dealers	36	7,036	3	(x)	33	(x)	(x)	(x)	(x)	(x)	(x)	(x)	(x)	1	170	81	2,644
All other automotive dealers	13	1,937	4	(x)	9	(x)	(x)	(x)	(x)	(x)	(x)	(x)	(x)	...	...	35	1,183
Gasoline service stations	117	11,412	32	2,768	85	8,644	5,072	3,480	92	492	346	28	17	8	914	1,901	28,345
Lumber, building, hardware group	203	66,407	8	702	195	65,705	14,074	45,849	3,782	6,643	5,609	570	501	1	143	187	6,855
Lumber yards, building materials dealers	108	41,779	1	(x)	107	(x)	(x)	(x)	(x)	(x)	(x)	(x)	(x)	...	...	42	1,941
Plumbing, paint, electrical stores	32	5,444	3	(x)	29	(x)	(x)	(x)	(x)	(x)	(x)	(x)	(x)	...	...	71	2,491
Hardware stores	35	7,303	4	(x)	31	(x)	(x)	(x)	(x)	(x)	(x)	(x)	(x)	1	123	64	2,122
Farm equipment dealers	28	10,081	...	...	28	10,081	1,939	7,101	1,041	328	593	178	21	...	...	10	295
Drug and proprietary stores	116	19,383	47	8,080	69	11,303	9,263	2,040	...	347	353	...	...	1	140	136	6,539
Other retail stores	174	31,250	68	8,956	106	22,294	7,086	13,209	1,999	1,935	1,719	609	409	8	1,210	801	18,575
Fuel, fuel oil, ice dealers	23	(x)	3	(x)	20	(x)	(x)	(x)	(x)	(x)	(x)	(x)	(x)	...	...	24	(x)
Feed, farm, garden supply stores	21	9,416	2	(x)	19	(x)	(x)	(x)	(x)	(x)	(x)	(x)	(x)	5	831	51	1,894
Jewelry stores	23	3,495	6	438	17	3,057	1,321	839	897	299	314	408	269	1	100	88	2,081
Book, stationery stores	3	(x)	...	...	3	(x)	(x)	(x)	(x)	(x)	(x)	(x)	(x)	...	...	24	(x)
Sporting goods stores, bicycle stores	11	826	1	(x)	10	(x)	(x)	(x)	(x)	(x)	(x)	(x)	(x)	...	...	40	863
Florists	11	845	2	(x)	9	(x)	(x)	(x)	(x)	(x)	(x)	(x)	(x)	...	...	38	847
Music stores	7	1,209	1	(x)	6	(x)	(x)	(x)	(x)	(x)	(x)	(x)	(x)	1	144	17	388
Optical goods stores	3	(x)	...	...	3	(x)	(x)	(x)	(x)	(x)	(x)	(x)	(x)	...	...	4	(x)
Camera, photographic supply stores	6	700	1	(x)	5	(x)	(x)	(x)	(x)	(x)	(x)	(x)	(x)	...	...	15	344
All other retail stores	66	5,438	52	4,165	14	1,273	613	522	138	64	53	30	27	1	135	447	10,767

See footnotes at end of table.

Table 11G.—ANALYSIS OF CASH AND CREDIT SALES AND BALANCES DUE FOR LARGE STORES AND MULTIUNITS STATE, BY KIND OF BUSINESS 1948—Continued

ARKANSAS

[See text for explanatory material]

Kind of business	Large stores and multiunits: Total: Stores (Number)	Total: Sales, entire year (Thousand dollars)	Stores analyzing sales: Stores with cash sales only: Number	Stores with cash sales only: Sales, entire year (Thousand dollars)	Stores with credit sales: Total: Stores (Number)	Total: Sales, entire year (Thousand dollars)	Cash sales (Thousand dollars)	Charge account sales (Thousand dollars)	Installment sales (Thousand dollars)	Balances due from customers: On charge account sales: End of year (Thousand dollars)	On charge account sales: Beginning of year (Thousand dollars)	On installment sales: End of year (Thousand dollars)	On installment sales: Beginning of year (Thousand dollars)	Stores not analyzing sales: Number	Stores not analyzing sales: Sales, entire year (Thousand dollars)	Small single-unit stores: Number	Small single-unit stores: Sales, entire year (Thousand dollars)
State, total	[illegible]	[illegible]	[illegible]	[illegible]	2,135	[illegible]	[illegible]	191,167	55,[illegible]	[illegible]	[illegible]	[illegible]	[illegible]	[illegible]	[illegible]	[illegible]	[illegible]
Food group	[illegible]	[illegible]	417	[illegible]	217	[illegible]	[illegible]	[illegible]	(v)	[illegible]	25[illegible]	(v)	(v)	[illegible]	[illegible]	[illegible]	[illegible]
Grocery stores, without fresh meat	[illegible]	[illegible]	42	[illegible]	[illegible]	2,318	1,017	1,301	...	1[illegible]	1[illegible]	...	...	[illegible]	[illegible]	[illegible]	[illegible]
Grocery stores, with fresh meat	[illegible]	[illegible]	[illegible]	[illegible]	1[illegible]	[illegible]	[illegible]	[illegible]	(v)	[illegible]	[illegible]85	(v)	[illegible]	[illegible]	[illegible]	[illegible]	[illegible]
Candy, nut, confectionery stores	[illegible]	[illegible]	[illegible]	[illegible]	...	...	...	...	...	...	...	...	...	...	[illegible]	[illegible]	[illegible]
Dairy products stores, milk dealers	[illegible]	18[illegible]	[illegible]	(x)	1	(x)	(x)	(x)	(x)	(x)	(x)	(x)	(x)	[illegible]	[illegible]	[illegible]	[illegible]
All other food stores	1[illegible]	2,[illegible]	15	(x)	[illegible]	(x)	(x)	(x)	(x)	(x)	(x)	(x)	(x)	...	[illegible]	[illegible]	[illegible]
Eating and drinking places	[illegible]	[illegible]	135	(x)	2	(x)	(x)	(x)	(x)	(x)	(x)	(x)	(x)	[illegible]	[illegible]	[illegible]	[illegible]
General stores	[illegible]	15,[illegible]	[illegible]	[illegible]	[illegible]	1[illegible],337	7,[illegible]3	5,[illegible]	[illegible]17	73	[illegible]	[illegible]	[illegible]	[illegible]	[illegible]	[illegible]	[illegible]
General merchandise group	[illegible]	[illegible]	[illegible]3	[illegible]	137	[illegible],458	33,[illegible]	20,31[illegible]	8,[illegible]	4,[illegible]	3,3[illegible]	[illegible]	1,[illegible]13	[illegible]	[illegible]	[illegible]	[illegible]
Department stores	[illegible]	[illegible]	[illegible]	[illegible]	1[illegible]	[illegible],638	12,457	1[illegible]	[illegible]	[illegible]	[illegible],335	1,671	1,[illegible]51	...	...	...	[illegible]
Dry goods, general merchandise stores	[illegible]21	[illegible],35[illegible]	132	1[illegible],5[illegible]	11[illegible]	[illegible]	15,471	7,[illegible]	1,[illegible]	1,[illegible]	1,[illegible]	731	[illegible]	[illegible]	[illegible]	[illegible]	[illegible]
Variety stores	[illegible]	13,[illegible]	88	13,[illegible]	...	...	...	...	...	...	...	...	...	...	...	1[illegible]	[illegible]
Apparel group	[illegible]	[illegible]	[illegible]	17,127	13[illegible]	[illegible]	14,[illegible]	8,391	[illegible]	1,[illegible]5	1,54[illegible]	[illegible]	168	[illegible]	[illegible]	[illegible]	[illegible]
Men's, boys' clothing, furnishings stores	[illegible]	[illegible],185	16	[illegible]	21	[illegible]	2,079	1,[illegible]	...	254	214	...	...	...	...	[illegible]	[illegible]
Family clothing stores	[illegible]	15,1[illegible]	55	[illegible],221	54	[illegible],[illegible]11	5,74[illegible]	2,48[illegible]	[illegible]	[illegible]	4[illegible]	1[illegible]	1[illegible]	[illegible]	[illegible]	[illegible]	[illegible]
Women's ready-to-wear stores	[illegible]	1[illegible],[illegible]	37	[illegible]	[illegible]	[illegible]	[illegible]	[illegible]	1[illegible]	[illegible]	[illegible]	[illegible]	[illegible]	...	...	[illegible]	[illegible]
Other apparel accessory, specialty stores	[illegible]	39[illegible]	5	(x)	1	(x)	(x)	(x)	(x)	(x)	(x)	(x)	(x)	...	...	[illegible]	[illegible]
Shoe stores	42	[illegible]	32	[illegible],132	1[illegible]	1,338	[illegible]	4[illegible]	...	11[illegible]	[illegible]8	...	...	...	...	[illegible]	[illegible]
Custom tailors	[illegible]	(x)	...	...	1	(x)	(x)	(x)	(x)	(x)	(x)	(x)	(x)	...	...	[illegible]	[illegible]
Furriers, fur shops	[illegible]	(x)	...	...	[illegible]	(x)	(x)	(x)	(x)	(x)	(x)	(x)	(x)	...	...	[illegible]	[illegible]
All other apparel stores	[illegible]	(x)	[illegible]	(x)	...	...	...	...	...	...	...	...	...	...	...	[illegible]	[illegible]
Furniture, furnishings, appliance group	[illegible]	3[illegible]	13	[illegible]51	23[illegible]	3[illegible],14[illegible]	1[illegible],45[illegible]	[illegible],776	11,[illegible]	[illegible]	1,57[illegible]	[illegible]	3,1[illegible]	[illegible]	[illegible]	[illegible]	[illegible]
Furniture stores	[illegible]	[illegible]	1[illegible]	515	153	20,74[illegible]	[illegible],578	[illegible]	[illegible]	1,478	1,1[illegible]	[illegible]	[illegible]	[illegible]	[illegible]	[illegible]	[illegible]
Floor covering, drapery stores	5	4[illegible]	...	...	5	419	[illegible]	1[illegible]	133	15	15	[illegible]5	[illegible]	...	...	1[illegible]	[illegible]
Other home furnishing stores	[illegible]	(x)	...	...	2	(x)	(x)	(x)	(x)	(x)	(x)	(x)	(x)	...	...	[illegible]	(x)
Household appliance stores	77	[illegible],4[illegible]1	3	136	74	[illegible],265	3,386	[illegible]	[illegible],[illegible]71	[illegible]84	[illegible]	[illegible]	[illegible]	[illegible]	[illegible]	[illegible]	[illegible]
Radio stores	[illegible]	(x)	...	...	4	(x)	(x)	(x)	(x)	(x)	(x)	(x)	(x)	...	...	[illegible]	[illegible]
Automotive group	[illegible]	[illegible]	[illegible]	15,459	521	171,265	10[illegible]	[illegible],725	25,77[illegible]	4,38[illegible]	3,568	[illegible],858	[illegible],735	[illegible]	[illegible]	[illegible]	[illegible]
Motor vehicle (new and used) dealers	[illegible]35	15[illegible],1[illegible]8	24	3,853	411	152,315	[illegible],607	38,[illegible]	20,062	3,[illegible]34	3,13[illegible]	1,614	[illegible]55	1[illegible]	[illegible]	[illegible]	[illegible]
Motor vehicle (used) dealers	[illegible]	(x)	4[illegible]	(x)	35	(x)	(x)	(x)	(x)	(x)	(x)	(x)	(x)	[illegible]	[illegible]	[illegible]	[illegible]
Tire, battery, accessory dealers	[illegible]	1[illegible],24[illegible]	[illegible]	1,[illegible]47	74	[illegible],243	3,55[illegible]	3,3[illegible]7	[illegible],29[illegible]	514	4[illegible]7	71[illegible]	42[illegible]	[illegible]	[illegible]	[illegible]	[illegible],428
All other automotive dealers	[illegible]	(x)	1	(x)	1	(x)	(x)	(x)	(x)	(x)	(x)	(x)	(x)	...	...	[illegible]	[illegible]
Gasoline service stations	[illegible]3	[illegible]	4[illegible]	[illegible],51[illegible]	32	[illegible]	4,521	[illegible],5[illegible]8	[illegible]35	[illegible]47	[illegible]31	[illegible]5	45	11	[illegible]	[illegible]	[illegible]
Lumber, building, hardware group	[illegible]	[illegible]	31	[illegible],814	457	[illegible],384	33,573	54,212	5,5[illegible]	8,184	[illegible],63[illegible]	1,[illegible]27	45[illegible]	17	[illegible]	57[illegible]	[illegible]
Lumber yards, building materials dealers	[illegible]5	[illegible]	15	[illegible]	1[illegible]	38,[illegible]	[illegible],838	[illegible]	44[illegible]	4,[illegible]85	[illegible]	[illegible]	[illegible]	[illegible]	[illegible]	1[illegible]	[illegible]
Plumbing, paint, electrical stores	33	4,5[illegible]	3	(x)	30	(x)	(x)	(x)	(x)	(x)	(x)	(x)	(x)	[illegible]	35[illegible]	127	[illegible]
Hardware stores	[illegible]	11,[illegible]	3	(x)	7[illegible]	(x)	(x)	(x)	(x)	(x)	(x)	(x)	(x)	[illegible]	254	[illegible]37	[illegible]
Farm equipment dealers	[illegible]	[illegible]1,[illegible]	1[illegible]	[illegible],239	158	38,[illegible]17	17,875	17,1[illegible]	3,933	2,[illegible]41	1,45[illegible]	813	[illegible]15	4	1,[illegible]	[illegible]	[illegible]
Drug and proprietary stores	[illegible]	11,[illegible]1	44	5,574	55	[illegible],287	4,661	1,62[illegible]	...	24[illegible]	203	...	...	1	169	[illegible]	[illegible]
Other retail stores	[illegible]	[illegible]	[illegible]75	(x)	205	(x)	(x)	(x)	(x)	(x)	(x)	(x)	(x)	1[illegible]	[illegible]	1,5[illegible]	[illegible]
Fuel, fuel oil, ice dealers	4[illegible]	[illegible]	[illegible]	[illegible]59	38	[illegible],[illegible]77	1,717	3,057	[illegible]03	3[illegible]5	2[illegible]	[illegible]	82	1	[illegible]	[illegible]	[illegible]
Feed, farm, garden supply stores	[illegible]	2[illegible],72[illegible]	[illegible]	[illegible]	8[illegible]	2[illegible],[illegible]	7,634	1[illegible],[illegible]	5[illegible]9	2,375	1,[illegible]34	136	115	[illegible]	[illegible]	[illegible]	[illegible]
Jewelry stores	3[illegible]	5,3[illegible]	[illegible]	[illegible]	[illegible]	3,[illegible]	1,894	[illegible],411	[illegible]52	41[illegible]	[illegible]	[illegible]	[illegible]11	1	[illegible]	1[illegible]	[illegible]
Book, stationery stores	5	[illegible]	...	...	[illegible]	863	195	668	...	124	[illegible]3	...	...	1	135	[illegible]	[illegible]
Sporting goods stores, bicycle stores	[illegible]	(x)	[illegible]	(x)	4	(x)	(x)	(x)	(x)	(x)	(x)	(x)	(x)	...	...	[illegible]	(x)
Florists	[illegible]	[illegible]	[illegible]	(x)	[illegible]	(x)	(x)	(x)	(x)	(x)	(x)	(x)	(x)	...	...	1[illegible]	[illegible]
Music stores	7	1,[illegible]88	1	(x)	[illegible]	(x)	(x)	(x)	(x)	(x)	(x)	(x)	(x)	...	...	[illegible]	[illegible]
Optical goods stores	1	(x)	1	(x)	...	...	...	...	...	...	...	...	...	...	...	7	(x)
Camera, photographic supply stores	[illegible]	5[illegible]7	[illegible]	(x)	1	(x)	(x)	(x)	(x)	(x)	(x)	(x)	(x)	...	...	[illegible]	1[illegible]
All other retail stores	157	13,2[illegible]	122	1[illegible],387	35	[illegible],881	1,048	1,624	209	[illegible]12	177	[illegible]	53	[illegible]	858	[illegible]1	[illegible]

See footnotes at end of table.

Table 11G.—ANALYSIS OF CASH AND CREDIT SALES AND BALANCES DUE FOR LARGE STORES AND MULTIUNITS—STATE, BY KIND OF BUSINESS: 1948—Continued

CALIFORNIA

[See text for explanatory material]

Kind of business	Large stores and multiunits: Stores analyzing sales: Total: Stores (Number)	Total: Sales, entire year (Thousand dollars)	Stores with cash sales only: Number	Stores with cash sales only: Sales, entire year (Thousand dollars)	Stores with credit sales: Total: Stores (Number)	Stores with credit sales: Total: Sales, entire year (Thousand dollars)	Cash sales (Thousand dollars)	Charge account sales (Thousand dollars)	Installment sales (Thousand dollars)	Balances due from customers: On charge account sales: End of year (Thousand dollars)	On charge account sales: Beginning of year (Thousand dollars)	On installment sales: End of year (Thousand dollars)	On installment sales: Beginning of year (Thousand dollars)	Stores not analyzing sales: Number	Stores not analyzing sales: Sales, entire year (Thousand dollars)	Small single-unit stores: Number	Small single-unit stores: Sales, entire year (Thousand dollars)
State, total	33,569	8,268,945	17,051	2,678,188	16,518	5,590,757	2,844,028	1,955,654	791,075	230,878	257,676	181,122	136,194	1,139	208,789	86,403	2,542,070
Food group	7,961	2,339,430	5,280	1,335,021	2,681	1,004,409	845,814	156,825	1,770	16,692	13,730	263	207	281	45,797	15,656	551,899
Grocery stores, without fresh meat	1,021	176,575	734	140,143	287	36,432	24,720	11,751	(v)	1,506	1,363	(v)	(v)	68	11,482	4,663	151,744
Grocery stores, with fresh meat	5,126	1,670,619	3,080	955,389	2,046	645,230	563,087	81,527	616	4,048	7,584	45	44	144	24,896	6,068	265,847
Candy, nut, confectionery stores	244	22,565	229	19,836	15	2,729	1,741	988	...	77	65	...	...	1	22	645	8,571
Dairy products stores, milk dealers	147	68,171	53	4,833	94	63,338	17,113	46,225	...	4,456	3,312	...	...	4	127	188	6,257
All other food stores	1,373	171,500	1,074	114,870	299	56,630	39,153	16,334	1,143	1,603	1,406	218	163	64	8,266	4,192	124,470
Eating and drinking places	3,787	437,937	3,621	387,244	166	50,693	44,132	6,561	...	827	608	...	...	181	[illegible]	22,394	539,992
General stores	76	13,467	9	949	67	12,519	5,675	6,644	200	824	702	73	70	1	162	136	5,185
General merchandise group	1,610	1,237,145	1,211	279,117	399	958,028	550,055	256,217	151,756	53,298	50,500	41,[illegible]	32,273	25	3,607	2,073	53,090
Department stores	179	919,221	16	40,606	163	878,615	506,916	225,805	145,894	47,405	44,974	39,639	30,106	...	...	...	...
Dry goods, general merchandise stores	639	171,023	413	95,849	226	75,174	39,234	30,256	5,684	5,972	5,526	2,221	2,134	17	2,467	894	24,172
Variety stores	792	146,901	782	142,662	10	4,239	3,905	156	178	21	...	106	33	8	640	1,179	28,918
Apparel group	3,389	589,326	1,914	183,096	1,475	406,230	221,983	164,538	14,709	39,818	35,348	4,108	3,221	60	7,893	[illegible]	[illegible]
Men's, boys' clothing, furnishings stores	631	117,876	280	30,997	351	86,879	53,684	31,161	2,034	7,881	5,378	467	311	14	2,355	1,134	44,397
Family clothing stores	254	101,872	93	11,712	161	89,160	47,016	37,504	4,640	8,582	8,122	1,547	1,313	8	1,861	332	11,503
Women's ready-to-wear stores	1,[illegible]	223,331	409	52,491	6[illegible]1	171,540	90,717	34,171	5,652	21,129	18,017	1,220	971	24	2,318	1,453	54,832
Other apparel accessory, specialty stores	267	19,878	206	(x)	61	(x)	(x)	(x)	(x)	(x)	(x)	(x)	(x)	4	334	559	11,319
Shoe stores	898	102,021	737	68,544	161	33,477	7,893	7,213	(v)	1,187	1,128	(v)	(v)	5	464	686	22,068
Custom tailors	67	7,073	25	1,351	42	5,722	2,273	3,311	(v)	402	564	(v)	(v)	1	3	545	[illegible]
Furriers, fur shops	59	8,352	6	(x)	53	(x)	(x)	(x)	(x)	(x)	(x)	(x)	(x)	1	[illegible]	129	3,915
All other apparel stores	153	9,223	108	5,224	45	3,994	2,637	1,290	(v)	217	173	(v)	(v)	3	450	726	17,146
Furniture, furnishings, appliance group	2,534	531,389	397	86,037	2,137	445,352	141,393	166,907	137,052	31,767	27,076	55,643	41,475	91	12,381	5,456	161,21[illegible]
Furniture stores	1,107	297,854	129	13,715	978	284,139	33,286	130,775	120,078	18,644	17,021	34,025	30,205	34	4,700	1,410	51,234
Floor covering, drapery stores	213	34,761	81	(x)	132	(x)	(x)	(x)	(x)	(x)	(x)	(x)	(x)	5	1,148	781	23,2[illegible]1
Other home furnishing stores	165	43,672	57	6,547	108	37,125	10,609	8,899	17,617	1,402	1,143	7,242	4,846	4	720	1,175	18,058
Household appliance stores	894	136,540	87	6,882	807	129,658	52,968	34,507	42,183	5,100	4,532	3,072	5,332	31	4,882	1,295	46,237
Radio stores	155	18,562	43	(x)	112	(x)	(x)	(x)	(x)	(x)	(x)	(x)	(x)	7	441	405	[illegible]
Automotive group	3,576	1,585,076	479	113,836	3,097	1,471,240	772,473	355,476	342,791	41,[illegible]	31,874	43,214	33,468	153	[illegible]	[illegible]	97,116
Motor vehicle (new and used) dealers	1,476	1,233,699	84	32,929	1,392	1,200,769	655,014	297,194	247,561	34,063	25,554	23,873	21,975	77	34,727	[illegible]	[illegible]
Motor vehicle (used) dealers	856	233,546	263	69,280	593	164,266	75,450	10,284	78,532	1,284	1,161	13,[illegible]41	6,506	45	[illegible]	[illegible]	[illegible]
Tire, battery, accessory dealers	552	85,815	58	4,293	494	81,522	34,402	38,947	8,173	4,419	4,261	2,429	1,141	21	[illegible]	[illegible]	[illegible]
All other automotive dealers	192	32,017	74	7,334	118	24,683	7,607	8,551	8,525	1,028	894	1,321	396	[illegible]	[illegible]	[illegible]	[illegible]
Gasoline service stations	2,304	210,302	750	63,344	1,554	146,958	90,728	54,851	1,379	11,157	7,302	225	123	[illegible]	[illegible]	11,2[illegible]	[illegible]
Lumber, building, hardware group	2,677	776,453	278	28,072	2,399	748,381	171,159	545,090	32,133	52,[illegible]34	51,134	5,[illegible]	4,413	66	11,455	[illegible]	[illegible]
Lumber yards, building materials dealers	1,242	469,743	30	12,551	1,212	457,192	77,748	377,306	2,138	41,4[illegible]	41,383	404	324	27	4,5[illegible]	530	21,7[illegible]
Plumbing, paint, electrical stores	4[illegible]	63,24[illegible]	33	6,629	386	56,611	15,472	40,102	1,037	5,382	4,436	141	86	20	[illegible]	[illegible]	[illegible]
Hardware stores	577	114,368	107	7,874	470	106,494	[illegible]	44,730	9,202	6,882	6,345	1,700	1,375	10	1,715	[illegible]	[illegible]
Farm equipment dealers	339	129,102	8	1,018	331	128,084	25,376	32,952	19,756	9,271	6,940	3,544	2,628	9	1,485	134	[illegible]
Drug and proprietary stores	1,528	270,808	1,011	196,357	517	74,451	58,171	16,256	(v)	2,602	2,259	(v)	(v)	40	5,527	1,736	[illegible]
Other retail stores	4,127	577,612	2,101	155,116	2,026	422,496	142,446	220,789	59,261	32,565	24,473	29,717	23,979	151	34,234	15,343	397,3[illegible]
Fuel, fuel oil, ice dealers	191	31,897	28	1,599	163	30,298	7,243	22,162	893	3,972	3,153	271	161	6	908	278	7,945
Feed, farm, garden supply stores	573	188,256	81	15,710	492	172,546	47,942	123,013	1,591	13,864	13,051	224	227	47	21,652	[illegible]	23,411
Jewelry stores	481	72,378	85	3,256	396	69,122	23,208	14,680	31,234	4,921	4,448	13,941	12,558	14	1,257	1,454	38,003
Book, stationery stores	203	40,717	37	(x)	166	(x)	(x)	(x)	(x)	(x)	(x)	(x)	(x)	3	421	64	[illegible]
Sporting goods stores, bicycle stores	148	12,071	64	3,177	79	8,894	5,608	3,120	(v)	461	404	(v)	(v)	8	433	[illegible]	21,751
Florists	143	8,142	55	815	88	7,327	2,800	4,527	...	918	894	...	...	3	247	1,131	22,367
Music stores	136	27,279	34	1,691	102	25,588	8,071	6,569	10,948	854	814	5,294	3,555	1	12	49[illegible]	11,272
Optical goods stores	80	4,224	33	(x)	47	(x)	(x)	(x)	(x)	(x)	(x)	(x)	(x)	...	...	64	1,503
Camera, photographic supply stores	129	16,175	35	1,591	94	14,584	8,012	6,168	404	888	799	51	52	1	146	381	12,250
All other retail stores	2,043	176,373	1,644	123,955	399	52,418	26,746	22,849	2,823	3,036	2,740	790	462	68	4,300	4,35[illegible]	242,12[illegible]

See footnotes at end of table.

Table 11G.—ANALYSIS OF CASH AND CREDIT SALES AND BALANCES DUE FOR LARGE STORES AND MULTIUNITS, STATE, BY KIND OF BUSINESS: 1948—Continued

COLORADO

[See text for explanatory material]

State, total	Large stores and multiunits														Small single unit stores	
	Total		Stores with cash sales only		Stores analyzing sales								Stores not analyzing sales			
					Stores with credit sales											
					Total				Balances due from customers							
									On charge account sales		On installment sales					
	Stores	Sales, entire year	Number	Sales, entire year	Stores	Sales, entire year	Cash sales	Charge account sales	Installment sales	End of year	Beginning of year	End of year	Beginning of year	Number	Sales, entire year	Number	Sales, entire year
	(Number)	(Thousand dollars)		(Thousand dollars)	(Number)	(Thousand dollars)	(Thousand dollars)	(Thousand dollars)	(Thousand dollars)	(Thousand dollars)	(Thousand dollars)	(Thousand dollars)	(Thousand dollars)		(Thousand dollars)		(Thousand dollars)
State, total	[illegible]	[illegible]	[illegible]	[illegible]	[illegible]	[illegible]	381,[illegible]	218,[illegible]	63,[illegible]	41,482	[illegible]	[illegible]	[illegible]	[illegible]	[illegible]	[illegible]	[illegible]
Food group	[illegible]	[illegible]	[illegible]	[illegible]	[illegible]	[illegible]	[illegible]	[illegible]	[illegible]	[illegible]	1,[illegible]	5[illegible]	[illegible]	[illegible]	[illegible]	[illegible]	[illegible]
Grocery stores, without fresh meat	[illegible]	[illegible]	[illegible]	[illegible]	[illegible]	695	313	352	...	43	43	...	...	[illegible]	[illegible]	[illegible]	[illegible]
Grocery stores, with fresh meat	[illegible]	[illegible]	[illegible]	[illegible]	[illegible]	[illegible]	[illegible]	[illegible]	(x)	[illegible]	[illegible]	(x)	(x)	[illegible]	[illegible]	[illegible]	[illegible]
Candy, nut, confectionery stores	[illegible]	[illegible]	[illegible]	[illegible]	...	...	...	...	...	...	...	...	...	...	...	...	...
Dairy products stores, milk dealers	[illegible]	[illegible]	[illegible]	2,167	[illegible]	5,546	1,454	4,[illegible]	...	471	388	...	...	[illegible]	[illegible]	[illegible]	[illegible]
All other food stores	[illegible]	[illegible]	[illegible]	[illegible]	[illegible]	[illegible]	1,941	1,[illegible]	174	93	[illegible]	...	...	[illegible]	[illegible]	[illegible]	[illegible]
Eating and drinking places	[illegible]	[illegible]	[illegible]	[illegible]	[illegible]	[illegible]	[illegible]	[illegible]	...	113	110	...	...	[illegible]	[illegible]	[illegible]	[illegible]
General stores	[illegible]	[illegible]	...	...	[illegible]	[illegible]	[illegible]	[illegible]	(x)	[illegible]	[illegible]	(x)	(x)	[illegible]	[illegible]	[illegible]	[illegible]
General merchandise group	[illegible]	[illegible]	[illegible]	[illegible]	[illegible]	[illegible]	33,943	17,804	[illegible]	[illegible]	[illegible]	[illegible]	[illegible]	[illegible]	[illegible]	[illegible]	[illegible]
Department stores	[illegible]	[illegible]	[illegible]	(x)	[illegible]	(x)	(x)	(x)	(x)	(x)	(x)	(x)	(x)	...	...	[illegible]	[illegible]
Dry goods, general merchandise stores	[illegible]	[illegible]	[illegible]	[illegible]	[illegible]	[illegible]	[illegible]	852	468	385	[illegible]	[illegible]	[illegible]	[illegible]	[illegible]	[illegible]	[illegible]
Variety stores	[illegible]	[illegible]	[illegible]	(x)	[illegible]	(x)	(x)	(x)	(x)	(x)	(x)	(x)	(x)	[illegible]	[illegible]	[illegible]	[illegible]
Apparel group	[illegible]	[illegible]	[illegible]	[illegible]	[illegible]	[illegible]	18,503	13,849	[illegible]	2,744	[illegible]	775	766	[illegible]	[illegible]	[illegible]	[illegible]
Men's, boys' clothing, furnishings stores	[illegible]	[illegible]	[illegible]	[illegible]	[illegible]	[illegible]	[illegible]	[illegible]	(x)	[illegible]	[illegible]	(x)	(x)	[illegible]	[illegible]	[illegible]	[illegible]
Family clothing stores	[illegible]	[illegible]	[illegible]	[illegible]	[illegible]	[illegible]	5,522	3,809	716	825	[illegible]	[illegible]	[illegible]	...	...	[illegible]	[illegible]
Women's ready-to-wear stores	[illegible]	[illegible]	[illegible]	[illegible]	[illegible]	[illegible]	[illegible]	[illegible]	[illegible]	[illegible]	[illegible]	[illegible]	[illegible]	[illegible]	[illegible]	[illegible]	[illegible]
Other apparel accessory, specialty stores	[illegible]	[illegible]	[illegible]	(x)	[illegible]	(x)	(x)	(x)	(x)	(x)	(x)	(x)	(x)	...	...	[illegible]	[illegible]
Shoe stores	[illegible]	[illegible]	[illegible]	[illegible]	[illegible]	[illegible]	[illegible]	[illegible]	...	114	114	...	...	...	...	[illegible]	[illegible]
Custom tailors	[illegible]	[illegible]	[illegible]	(x)	[illegible]	(x)	(x)	(x)	(x)	(x)	(x)	(x)	(x)	...	...	[illegible]	[illegible]
Furriers, fur shops	[illegible]	[illegible]	...	...	[illegible]	[illegible]	[illegible]	[illegible]	[illegible]	[illegible]	[illegible]	[illegible]	[illegible]	...	...	[illegible]	[illegible]
All other apparel stores	[illegible]	[illegible]	[illegible]	(x)	...	...	...	...	...	...	...	...	...	...	...	[illegible]	[illegible]
Furniture, furnishings, appliance group	[illegible]	[illegible]	[illegible]	[illegible]	[illegible]	[illegible]	12,[illegible]	13,977	15,[illegible]	[illegible]	[illegible]	[illegible]	[illegible]	[illegible]	[illegible]	[illegible]	[illegible]
Furniture stores	[illegible]	[illegible]	[illegible]	[illegible]	[illegible]	[illegible]	[illegible]	[illegible]	[illegible]	1,489	1,457	3,133	2,709	[illegible]	[illegible]	[illegible]	[illegible]
Floor covering, drapery stores	[illegible]	[illegible]	[illegible]	(x)	[illegible]	(x)	(x)	(x)	(x)	(x)	(x)	(x)	(x)	[illegible]	[illegible]	[illegible]	[illegible]
Other home furnishing stores	[illegible]	(x)	[illegible]	(x)	[illegible]	(x)	(x)	(x)	(x)	(x)	(x)	(x)	(x)	...	...	[illegible]	[illegible]
Household appliance stores	[illegible]	[illegible]	[illegible]	[illegible]	[illegible]	[illegible]	[illegible]	[illegible]	[illegible]	784	624	[illegible]	[illegible]	[illegible]	[illegible]	[illegible]	[illegible]
Radio stores	[illegible]	(x)	[illegible]	(x)	...	...	...	...	...	...	...	...	...	...	...	[illegible]	(x)
Automotive group	[illegible]	[illegible]	[illegible]	[illegible]	[illegible]	[illegible]	107,[illegible]	47,[illegible]	[illegible]	[illegible]	[illegible]	[illegible]	[illegible]	[illegible]	[illegible]	[illegible]	[illegible]
Motor vehicle (new and used) dealers	[illegible]	[illegible]	[illegible]	[illegible]	[illegible]	[illegible]	[illegible]	[illegible]	[illegible]	[illegible]	[illegible]	[illegible]	[illegible]	[illegible]	[illegible]	[illegible]	[illegible]
Motor vehicle (used) dealers	[illegible]	[illegible]	[illegible]	[illegible]	[illegible]	[illegible]	[illegible]	[illegible]	[illegible]	[illegible]	[illegible]	[illegible]	[illegible]	[illegible]	[illegible]	[illegible]	[illegible]
Tire, battery, accessory dealers	[illegible]	[illegible]	[illegible]	[illegible]	[illegible]	[illegible]	[illegible]	[illegible]	[illegible]	[illegible]	[illegible]	[illegible]	[illegible]	[illegible]	[illegible]	[illegible]	[illegible]
All other automotive dealers	[illegible]	[illegible]	[illegible]	[illegible]	[illegible]	[illegible]	[illegible]	[illegible]	[illegible]	[illegible]	[illegible]	[illegible]	[illegible]	...	...	[illegible]	[illegible]
Gasoline service stations	[illegible]	[illegible]	[illegible]	[illegible]	[illegible]	16,[illegible]	10,423	[illegible]	(v)	778	[illegible]	(v)	(v)	[illegible]	[illegible]	1,[illegible]	[illegible]
Lumber, building, hardware group	[illegible]	[illegible]	[illegible]	[illegible]	[illegible]	[illegible]	42,115	61,719	[illegible]	[illegible]	[illegible]	[illegible]	[illegible]	[illegible]	[illegible]	[illegible]	[illegible]
Lumber yards, building materials dealers	[illegible]	[illegible]	[illegible]	[illegible]	[illegible]	[illegible]	[illegible]	[illegible]	[illegible]	[illegible]	[illegible]	[illegible]	[illegible]	[illegible]	[illegible]	[illegible]	[illegible]
Plumbing, paint, electrical stores	[illegible]	[illegible]	[illegible]	(x)	[illegible]	(x)	(x)	(x)	(x)	(x)	(x)	(x)	(x)	...	...	[illegible]	[illegible]
Hardware stores	[illegible]	[illegible]	[illegible]	(x)	[illegible]	(x)	(x)	(x)	(x)	(x)	(x)	(x)	(x)	[illegible]	[illegible]	[illegible]	[illegible]
Farm equipment dealers	[illegible]	[illegible]	[illegible]	[illegible]	[illegible]	[illegible]	[illegible]	[illegible]	[illegible]	[illegible]	[illegible]	[illegible]	[illegible]	[illegible]	[illegible]	[illegible]	[illegible]
Drug and proprietary stores	[illegible]	[illegible]	[illegible]	[illegible]	[illegible]	[illegible]	11,951	2,375	(v)	422	372	(v)	(v)	[illegible]	[illegible]	[illegible]	[illegible]
Other retail stores	[illegible]	[illegible]	[illegible]	[illegible]	[illegible]	[illegible]	20,786	[illegible]	[illegible]	[illegible]	[illegible]	[illegible]	[illegible]	[illegible]	[illegible]	[illegible]	[illegible]
Fuel, fuel oil, ice dealers	[illegible]	[illegible]	[illegible]	[illegible]	[illegible]	[illegible]	[illegible]	[illegible]	[illegible]	[illegible]	[illegible]	[illegible]	[illegible]	...	...	[illegible]	[illegible]
Feed, farm, garden supply stores	[illegible]	[illegible]	[illegible]	[illegible]	[illegible]	[illegible]	[illegible]	[illegible]	[illegible]	[illegible]	[illegible]	[illegible]	[illegible]	[illegible]	[illegible]	[illegible]	[illegible]
Jewelry stores	[illegible]	[illegible]	[illegible]	[illegible]	[illegible]	[illegible]	[illegible]	[illegible]	[illegible]	[illegible]	[illegible]	[illegible]	[illegible]	...	...	[illegible]	[illegible]
Book, stationery stores	[illegible]	[illegible]	[illegible]	[illegible]	[illegible]	[illegible]	[illegible]	[illegible]	[illegible]	[illegible]	[illegible]	[illegible]	[illegible]	...	...	[illegible]	[illegible]
Sporting goods stores, bicycle stores	[illegible]	[illegible]	[illegible]	[illegible]	[illegible]	[illegible]	[illegible]	[illegible]	[illegible]	[illegible]	[illegible]	[illegible]	[illegible]	...	...	[illegible]	[illegible]
Florists	[illegible]	(x)	[illegible]	(x)	[illegible]	(x)	(x)	(x)	(x)	(x)	(x)	(x)	(x)	...	...	[illegible]	(x)
Music stores	[illegible]	[illegible]	...	...	[illegible]	[illegible]	[illegible]	[illegible]	[illegible]	[illegible]	[illegible]	[illegible]	[illegible]	...	...	[illegible]	[illegible]
Optical goods stores	[illegible]	(x)	...	...	[illegible]	[illegible]	(x)	(x)	(x)	(x)	(x)	(x)	(x)	...	...	[illegible]	(x)
Camera, photographic supply stores	[illegible]	[illegible]	[illegible]	[illegible]	[illegible]	[illegible]	(x)	(x)	(x)	(x)	(x)	(x)	(x)	...	...	[illegible]	[illegible]
All other retail stores	[illegible]	[illegible]	[illegible]	[illegible]	[illegible]	[illegible]	[illegible]	[illegible]	[illegible]	[illegible]	[illegible]	[illegible]	[illegible]	[illegible]	[illegible]	[illegible]	[illegible]

See footnotes at end of table.

Table 11G.—ANALYSIS OF CASH AND CREDIT SALES AND BALANCES DUE FOR LARGE STORES AND MULTIUNITS—STATE, BY KIND OF BUSINESS: 1948—Continued

CONNECTICUT

[See text for explanatory material]

Kind of business	Large stores and multiunits														Small single-unit stores	
	Stores analyzing sales												Stores not analyzing sales			
	Total		Stores with cash sales only		Stores with credit sales											
					Total					Balances due from customers						
										On charge account sales		On installment sales				
	Stores (Number)	Sales, entire year (Thousand dollars)	Number	Sales, entire year (Thousand dollars)	Stores (Number)	Sales, entire year (Thousand dollars)	Cash sales (Thousand dollars)	Charge account sales (Thousand dollars)	Installment sales (Thousand dollars)	End of year (Thousand dollars)	Beginning of year (Thousand dollars)	End of year (Thousand dollars)	Beginning of year (Thousand dollars)	Number	Sales, entire year (Thousand dollars)	Number	Sales, entire year (Thousand dollars)
State, total	5,632	1,330,410	2,741	445,244	2,891	885,166	392,011	419,910	73,245	64,378	58,091	15,560	12,731	76	16,323	20,779	628,302
Food group	1,440	349,441	1,030	246,541	410	102,900	49,740	53,039	121	4,199	3,683	25	19	20	3,306	5,348	174,137
Grocery stores, without fresh meat	270	28,921	256	27,469	14	1,452	1,120	332	...	35	28	...	...	1	18	1,581	36,005
Grocery stores, with fresh meat	786	248,850	489	195,605	297	53,245	34,372	18,812	(v)	1,761	1,552	(v)	(v)	11	2,120	2,137	89,658
Candy, nut, confectionery stores	122	4,252	122	4,252	...	...	...	...	...	...	...	...	...	...	...	330	6,464
Dairy products stores, milk dealers	88	45,607	29	6,073	59	39,534	8,672	30,862	...	2,248	1,976	...	...	2	400	112	4,386
All other food stores	174	21,811	134	13,142	40	8,669	5,570	3,033	(v)	155	127	(v)	(v)	6	822	1,188	37,624
Eating and drinking places	400	(x)	397	(x)	3	(x)	(x)	(x)	(x)	(x)	(x)	(x)	(x)	9	843	4,547	(x)
General stores	9	(x)	1	(x)	8	(x)	(x)	(x)	(x)	(x)	(x)	(x)	(x)	1	168	34	(x)
General merchandise group	238	158,833	165	41,678	73	117,155	58,206	49,533	9,416	12,038	10,082	2,708	2,314	1	103	433	11,234
Department stores	33	95,764	1	(x)	31	(x)	(x)	(x)	(x)	(x)	(x)	(x)	(x)	...	...	...	...
Dry goods, general merchandise stores	42	25,753	54	3,234	38	17,519	9,358	7,809	352	1,739	1,636	88	72	1	103	302	7,641
Variety stores	114	37,316	110	(x)	4	(x)	(x)	(x)	(x)	(x)	(x)	(x)	(x)	...	...	131	3,593
Apparel group	714	125,053	347	38,274	367	86,774	41,244	42,923	4,607	8,944	8,084	1,374	1,403	8	2,166	2,516	46,741
Men's, boys' clothing, furnishings stores	156	25,437	57	6,374	99	19,063	4,983	8,050	1,030	1,932	1,708	135	124	...	...	358	12,309
Family clothing stores	61	32,703	16	3,705	45	18,998	8,364	8,647	1,582	3,374	2,160	584	555	...	...	89	2,997
Women's ready-to-wear stores	203	42,221	67	9,323	136	32,898	14,342	17,990	566	3,284	2,963	196	95	4	1,444	364	12,916
Other apparel accessory, specialty stores	79	5,147	71	(x)	8	(x)	(x)	(x)	(x)	(x)	(x)	(x)	(x)	1	14	169	3,613
Shoe stores	145	17,930	114	12,227	31	5,703	4,155	1,548	...	235	218	...	...	1	104	206	7,281
Custom tailors	6	1,007	3	(x)	3	(x)	(x)	(x)	(x)	(x)	(x)	(x)	(x)	...	...	83	1,064
Furriers, fur shops	24	4,049	...	...	24	4,049	615	2,275	1,159	647	641	483	562	...	...	47	1,742
All other apparel stores	35	6,559	19	2,073	16	4,486	3,074	1,122	270	304	247	66	62	2	598	140	4,864
Furniture, furnishings, appliance group	404	77,977	46	4,100	358	73,877	18,457	31,153	24,267	6,351	5,611	6,737	5,180	5	486	1,041	24,554
Furniture stores	161	40,798	9	946	152	39,852	6,502	17,669	15,681	4,313	3,805	4,735	3,684	2	202	197	7,532
Floor covering, drapery stores	47	7,007	12	1,055	35	5,952	2,171	3,501	280	592	538	112	28	1	18	155	5,403
Other home furnishing stores	18	3,312	7	1,060	11	2,252	561	352	1,339	52	42	822	719	...	...	304	4,927
Household appliance stores	155	23,496	10	826	145	22,670	8,691	9,172	5,307	1,295	1,157	888	632	2	266	452	8,820
Radio stores	23	2,864	8	213	15	2,651	532	459	(v)	99	69	(v)	(v)	...	...	128	3,879
Automotive group	680	257,113	109	13,342	58	237,771	141,892	73,273	22,206	6,405	5,894	1,342	1,023	15	1,943	411	17,384
Motor vehicle (new and used) dealers	444	211,237	26	3,572	424	207,665	125,757	65,027	16,881	5,252	4,787	688	336	10	1,697	69	4,807
Motor vehicle (used) dealers	127	29,888	69	13,271	58	16,617	9,895	1,481	4,141	824	171	338	450	3	995	161	6,147
Tire, battery, accessory dealers	48	12,498	16	1,441	32	11,057	4,715	5,871	471	934	945	266	174	2	231	133	4,744
All other automotive dealers	20	2,990	4	458	16	2,532	1,525	794	213	57	41	50	63	...	...	48	1,668
Gasoline service stations	187	17,848	67	5,470	113	12,378	7,485	4,715	162	574	615	48	33	5	470	1,483	76,426
Lumber, building, hardware group	337	121,209	31	4,431	306	116,778	44,335	85,914	5,529	15,467	14,341	313	292	4	3,442	894	36,475
Lumber yards, building materials dealers	115	79,462	9	1,953	106	77,509	31,824	66,546	(v)	12,577	12,276	(v)	(v)	2	2,367	437	21,420
Plumbing, paint, electrical stores	69	12,531	6	(x)	63	(x)	(x)	(x)	(x)	(x)	(x)	(x)	(x)	1	16	236	3,462
Hardware stores	95	24,788	14	1,437	81	23,351	11,404	7,220	(v)	1,053	1,033	(v)	(v)	1	185	182	11,150
Farm equipment dealers	28	6,428	2	(x)	26	(x)	(x)	(x)	(x)	(x)	(x)	(x)	(x)	...	...	13	443
Drug and proprietary stores	213	28,696	138	16,211	75	12,485	2,854	...	...	326	302	...	...	2	416	718	29,[illegible]
Other retail stores	952	153,958	420	34,238	532	119,721	34,464	78,215	6,537	11,759	10,867	3,013	2,462	6	1,180	2,[illegible]	1[illegible]
Fuel, fuel oil, ice dealers	217	55,473	26	3,524	191	51,949	11,685	39,959	305	5,997	5,616	45	53	2	734	316	13,776
Feed, farm, garden supply stores	135	41,116	17	6,110	118	35,006	8,230	26,776	...	3,670	3,341	...	...	1	146	611	21,398
Jewelry stores	70	12,162	7	1,519	63	10,643	3,940	2,629	4,024	787	695	1,884	1,588	1	127	144	5,[illegible]
Book, stationery stores	32	6,218	7	681	25	5,537	1,660	3,091	786	490	509	696	531	...	...	156	2,[illegible]
Sporting goods stores, bicycle stores	20	2,882	4	(x)	16	(x)	(x)	(x)	(x)	(x)	(x)	(x)	(x)	1	28	102	2,36[illegible]
Florists	24	1,256	10	230	14	1,026	350	676	...	117	111	...	...	...	...	239	5,36[illegible]
Music stores	16	2,541	5	265	11	2,276	645	533	1,098	133	95	329	239	...	...	39	4,[illegible]
Optical goods stores	7	938	1	(x)	6	(x)	(x)	(x)	(x)	(x)	(x)	(x)	(x)	...	...	22	54[illegible]
Camera, photographic supply stores	15	1,603	3	(x)	12	(x)	(x)	(x)	(x)	(x)	(x)	(x)	(x)	...	...	35	2,41[illegible]
All other retail stores	416	29,770	340	21,554	76	8,216	5,155	2,742	319	311	268	54	51	1	15	2,[illegible]	67,[illegible]

See footnotes at end of table.

Table 11G.—ANALYSIS OF CASH AND CREDIT SALES AND BALANCES DUE FOR LARGE STORES AND MULTIUNITS STATE, BY KIND OF BUSINESS 1948—Continued

DELAWARE

[See text for explanatory material]

Kind of business	Large stores and multiunits — Stores analyzing sales — Total: Stores (Number)	Total: Sales, entire year (Thousand dollars)	Stores with cash sales only: Number	Stores with cash sales only: Sales, entire year (Thousand dollars)	Stores with credit sales — Total: Stores (Number)	Stores with credit sales — Total: Sales, entire year (Thousand dollars)	Cash sales (Thousand dollars)	Charge account sales (Thousand dollars)	Installment sales (Thousand dollars)	Balances due from customers — On charge account sales: End of year (Thousand dollars)	On charge account sales: Beginning of year (Thousand dollars)	On installment sales: End of year (Thousand dollars)	On installment sales: Beginning of year (Thousand dollars)	Stores not analyzing sales: Number	Stores not analyzing sales: Sales, entire year (Thousand dollars)	Small single unit stores: Number	Small single unit stores: Sales, entire year (Thousand dollars)
State, total	1,[illegible]15	2[illegible]7,[illegible]	[illegible]84	7[illegible]	531	211,11[illegible]	99,070	9[illegible],5[illegible]	15,52[illegible]	15,74[illegible]	13,[illegible]	[illegible]	[illegible]	[illegible]	[illegible]	[illegible]	[illegible]
Food group	2[illegible]	45,[illegible]41	147	3,[illegible]	6[illegible]	15,447	8,211	7,235	(v)	[illegible]	431	(v)	(v)	4	[illegible]5	[illegible]	[illegible]
Grocery stores, without fresh meat	34	3,[illegible]05	35	(x)	1	(x)	(x)	(x)	(x)	(x)	(x)	(x)	(x)	[illegible]	1[illegible]	[illegible]	[illegible]
Grocery stores, with fresh meat	112	31,714	72	23,265	39	8,444	6,[illegible]47	2,401	(v)	311	20[illegible]	(v)	(v)	[illegible]	[illegible]	[illegible]	27,[illegible]
Candy, nut, confectionery stores	[illegible]	734	1	(x)	1	(x)	(x)	(x)	(x)	(x)	(x)	(x)	(x)	...	...	[illegible]	[illegible]
Dairy products stores, milk dealers	1[illegible]	5,73[illegible]	8	1,231	10	4,555	352	4,2[illegible]	...	242	171	...	...	1	[illegible]	[illegible]	[illegible]
All other food stores	32	4,652	22	[illegible],669	10	1,983	1,414	569	...	38	43	...	...	1	[illegible]7	[illegible]	[illegible]
Eating and drinking places	71	5,4[illegible]	68	(x)	3	(x)	(x)	(x)	(x)	(x)	(x)	(x)	(x)	1	[illegible]	[illegible]	[illegible]
General stores	...	...	...	...	...	...	...	...	...	...	...	...	...	...	...	1	[illegible]
General merchandise group	33	17,[illegible]	32	7,[illegible]36	6	9,692	7,155	2,315	[illegible]22	497	415	50	52	1	14	[illegible]	[illegible]
Department stores	3	[illegible],17[illegible]	...	...	3	[illegible],173	6,685	2,281	207	[illegible]87	404	5[illegible]	52	...	...	...	...
Dry goods, general merchandise stores	13	[illegible],173	10	1,654	[illegible]	514	470	(v)	(v)	(v)	(v)	(v)	(v)	...	...	[illegible]	[illegible]
Variety stores	22	6,282	22	6,[illegible]82	...	...	...	...	...	...	...	...	...	1	14	[illegible]	[illegible]
Apparel group	[illegible]	22,327	59	6,[illegible]	45	15,418	7,499	6,370	1,549	1,241	1,1[illegible]	528	475	4	33[illegible]	[illegible]	[illegible]
Men's, boys' clothing, furnishings stores	2[illegible]	2,4[illegible]	12	1,282	11	2,217	1,321	705	(v)	112	117	(v)	(v)	1	12[illegible]	[illegible]	[illegible]
Family clothing stores	1[illegible]	5,025	...	...	1[illegible]	5,025	2,402	1,362	1,2[illegible]1	330	[illegible]7	442	388	...	...	[illegible]	[illegible]
Women's ready-to-wear stores	34	9,710	17	2,509	17	7,201	2,99[illegible]	4,108	97	771	68[illegible]	6[illegible]	74	...	...	[illegible]	[illegible]
Other apparel accessory, specialty stores	1[illegible]	1,16[illegible]	11	(x)	1	(x)	(x)	(x)	(x)	(x)	(x)	(x)	(x)	...	...	[illegible]	[illegible]
Shoe stores	1[illegible]	2,4[illegible]	15	(x)	3	(x)	(x)	(x)	(x)	(x)	(x)	(x)	(x)	...	...	[illegible]	[illegible]
Custom tailors	[illegible]	(x)	1	(x)	...	...	...	...	...	...	...	...	...	...	...	[illegible]	[illegible]
Furriers, fur shops	...	...	...	...	...	...	...	...	...	...	...	...	...	...	...	[illegible]	[illegible]
All other apparel stores	[illegible]	(x)	3	(x)	1	(x)	(x)	(x)	(x)	(x)	(x)	(x)	(x)	3	[illegible]	[illegible]	[illegible]
Furniture, furnishings, appliance group	7[illegible]	17,494	[illegible]	1,45[illegible]	67	16,038	4,394	5,[illegible]63	5,381	918	752	2,303	1,[illegible]	4	54[illegible]	15[illegible]	4,[illegible]
Furniture stores	23	7,875	3	(x)	20	(x)	(x)	(x)	(x)	(x)	(x)	(x)	(x)	4	540	[illegible]6	1[illegible]
Floor covering, drapery stores	[illegible]	1,1[illegible]	2	(x)	4	(x)	(x)	(x)	(x)	(x)	(x)	(x)	(x)	...	...	1[illegible]	[illegible]
Other home furnishing stores	[illegible]	581	1	(x)	5	(x)	(x)	(x)	(x)	(x)	(x)	(x)	(x)	...	...	35	5[illegible]
Household appliance stores	34	6,623	2	(x)	32	(x)	(x)	(x)	(x)	(x)	(x)	(x)	(x)	...	...	5[illegible]	1,75[illegible]
Radio stores	7	1,314	1	(x)	6	(x)	(x)	(x)	(x)	(x)	(x)	(x)	(x)	...	...	[illegible]	[illegible]
Automotive group	122	55,231	23	4,382	[illegible]	50,849	33,230	12,688	4,931	1,396	1,073	423	220	6	1,351	58	[illegible]
Motor vehicle (new and used) dealers	84	48,169	11	2,[illegible]2	73	45,567	30,821	1[illegible]	4,297	1,14[illegible]	7[illegible]9	34[illegible]	1[illegible]	3	[illegible]25	12	[illegible]
Motor vehicle (used) dealers	15	3,293	8	1,453	7	1,840	1,450	37	353	14	8	22	1[illegible]	3	72[illegible]	13	
Tire, battery, accessory dealers	14	2,454	4	32[illegible]	15	2,127	686	1,330	(v)	200	171	(v)	(v)	...	...	[illegible]5	
All other automotive dealers	4	1,315	...	...	4	1,315	273	872	(v)	42	75	(v)	(v)	...	...	8	
Gasoline service stations	20	4,188	10	1,061	10	3,127	574	2,553	...	346	310	...	...	...	...	414	12,[illegible]
Lumber, building, hardware group	82	23,326	[illegible]	822	73	22,504	8,627	11,894	1,983	2,552	2,020	155	138	2	238	124	[illegible],355
Lumber yards, building materials dealers	44	13,911	1	(x)	43	(x)	(x)	(x)	(x)	(x)	(x)	(x)	(x)	1	159	14	56[illegible]
Plumbing, paint, electrical stores	10	1,782	2	(x)	8	(x)	(x)	(x)	(x)	(x)	(x)	(x)	(x)	1	7[illegible]	45	1,[illegible]
Hardware stores	13	4,97[illegible]	3	(x)	10	(x)	(x)	(x)	(x)	(x)	(x)	(x)	(x)	...	...	58	2,081
Farm equipment dealers	15	2,663	3	(x)	12	(x)	(x)	(x)	(x)	(x)	(x)	(x)	(x)	...	...	12	54[illegible]
Drug and proprietary stores	36	5,205	30	(x)	6	(x)	(x)	(x)	(x)	(x)	(x)	(x)	(x)	1	152	[illegible]	[illegible]
Other retail stores	[illegible]	40,557	97	14,212	161	76,345	27,356	47,534	1,455	8,152	6,927	422	300	4	986	[illegible]	15,[illegible]
Fuel, fuel oil, ice dealers	22	15,887	6	768	16	15,119	2,027	13,085	(v)	1,678	1,559	(v)	(v)	...	...	45	1,[illegible]35
Feed, farm, garden supply stores	120	53,807	17	4,623	103	49,184	16,235	32,466	483	6,039	4,976	122	82	1	147	27	1,[illegible]
Jewelry stores	11	1,780	...	...	11	1,780	584	355	841	104	96	237	181	...	...	33	1,[illegible]
Book, stationery stores	4	(x)	...	...	4	(x)	(x)	(x)	(x)	(x)	(x)	(x)	(x)	1	19[illegible]	16	(x)
Sporting goods stores, bicycle stores	4	(x)	1	(x)	3	(x)	(x)	(x)	(x)	(x)	(x)	(x)	(x)	...	...	11	(x)
Florists	7	419	4	(x)	3	(x)	(x)	(x)	(x)	(x)	(x)	(x)	(x)	...	...	26	[illegible]
Music stores	2	(x)	...	...	2	(x)	(x)	(x)	(x)	(x)	(x)	(x)	(x)	...	...	6	(x)
Optical goods stores	...	...	...	...	...	...	...	...	...	...	...	...	...	...	...	3	[illegible]
Camera, photographic supply stores	2	(x)	1	(x)	1	(x)	(x)	(x)	(x)	(x)	(x)	(x)	(x)	...	...	[illegible]	(x)
All other retail stores	86	16,745	68	8,475	18	8,270	7,847	412	(v)	138	116	(v)	(v)	2	650	2[illegible]6	10,475

See footnotes at end of table.

Table 11G.—ANALYSIS OF CASH AND CREDIT SALES AND BALANCES DUE FOR LARGE STORES AND MULTIUNITS—STATE, BY KIND OF BUSINESS: 1948—Continued

DISTRICT OF COLUMBIA

[See text for explanatory material]

Kind of business	Large stores and multiunits													Small single-unit stores	
	Stores analyzing sales												Stores not analyzing sales			
	Total		Stores with cash sales only		Stores with credit sales											
					Total					Balances due from customers						
										On charge account sales		On installment sales				
	Stores	Sales, entire year	Number	Sales, entire year	Stores	Sales, entire year	Cash sales	Charge account sales	Installment sales	End of year	Beginning of year	End of year	Beginning of year	Number	Sales, entire year	Number	Sales, entire year
	(Number)	(Thousand dollars)		(Thousand dollars)	(Number)	(Thousand dollars)	(Thousand dollars)	(Thousand dollars)	(Thousand dollars)	(Thousand dollars)	(Thousand dollars)	(Thousand dollars)	(Thousand dollars)		(Thousand dollars)		(Thousand dollars)
State, total	2,702	443,892	1,732	358,660	970	585,232	316,588	196,690	71,954	34,290	30,823	27,072	14,973	46	7,830	4,346	159,921
Food group	544	167,932	416	96,716	178	71,216	55,644	15,206	166	1,619	1,461	36	25	9	1,544	1,353	50,619
Grocery stores, without fresh meat	12	1,188	12	1,188	...	...	...	...	...	...	...	...	...	1	110	242	6,120
Grocery stores, with fresh meat	347	138,902	188	82,072	159	56,830	49,885	6,945	...	744	666	...	...	5	842	691	31,088
Candy, nut, confectionery stores	94	5,114	91	(x)	3	(x)	(x)	(x)	(x)	(x)	(x)	(x)	(x)	...	...	56	924
Dairy products stores, milk dealers	66	13,440	63	(x)	3	(x)	(x)	(x)	(x)	(x)	(x)	(x)	(x)	...	...	8	244
All other food stores	75	9,288	62	6,224	13	3,364	1,960	938	166	65	60	36	25	3	592	356	12,243
Eating and drinking places	389	62,899	376	57,325	13	5,574	4,656	414	...	130	173	...	...	3	435	466	36,435
General stores	...	...	...	...	...	...	...	...	...	...	...	...	...	...	...	...	...
General merchandise group	77	182,086	54	21,214	23	160,872	77,144	60,337	23,391	13,216	11,509	8,819	6,759	...	...	94	2,571
Department stores	11	156,758	...	...	11	156,758	74,414	60,144	22,200	13,166	11,484	8,318	6,286	...	...	...	...
Dry goods, general merchandise stores	21	4,849	9	735	12	4,114	2,730	193	1,191	50	25	501	473	...	...	38	1,033
Variety stores	45	20,479	45	20,479	...	...	...	...	...	...	...	...	...	...	...	56	1,530
Apparel group	365	104,356	295	33,763	160	70,593	38,206	26,921	5,466	6,135	5,517	2,047	1,685	13	1,336	415	14,348
Men's, boys' clothing, furnishings stores	87	18,741	48	7,103	39	11,638	7,615	3,724	299	789	629	58	47	...	...	85	3,432
Family clothing stores	30	18,925	10	3,504	20	15,421	5,546	6,509	3,366	1,786	1,402	1,558	1,079	...	...	34	1,365
Women's ready-to-wear stores	107	37,968	52	10,277	55	27,691	15,125	11,540	1,026	2,401	2,431	197	156	1	102	123	4,756
Other apparel accessory, specialty stores	25	2,431	21	(x)	4	(x)	(x)	(x)	(x)	(x)	(x)	(x)	(x)	12	1,234	60	1,315
Shoe stores	83	17,668	59	9,148	24	8,520	6,814	1,680	(v)	288	265	(v)	(v)	...	...	30	1,510
Custom tailors	12	1,695	5	342	7	1,313	816	497	...	126	122	...	...	...	...	36	894
Furriers, fur shops	8	4,557	...	...	8	4,557	1,492	2,726	749	723	644	233	412	...	...	7	331
All other apparel stores	13	2,371	10	(x)	3	(x)	(x)	(x)	(x)	(x)	(x)	(x)	(x)	...	...	34	1,054
Furniture, furnishings, appliance group	144	48,802	18	2,251	126	46,551	12,849	11,567	22,135	2,186	2,131	3,137	2,757	1	108	301	7,286
Furniture stores	39	19,911	5	348	34	19,563	2,356	5,045	11,662	1,146	1,071	2,001	1,956	...	...	39	1,649
Floor covering, drapery stores	24	4,593	6	540	18	4,003	1,284	2,349	320	424	434	148	158	1	108	23	1,301
Other home furnishing stores	21	4,844	4	(x)	17	(x)	(x)	(x)	(x)	(x)	(x)	(x)	(x)	...	...	23	1,564
Household appliance stores	36	9,716	3	(x)	33	(x)	(x)	(x)	(x)	(x)	(x)	(x)	(x)	...	...	36	1,554
Radio stores	24	9,738	...	...	24	9,738	3,087	605	6,046	48	36	1,399	621	...	...	30	1,341
Automotive group	164	137,013	71	25,423	93	111,590	82,042	21,465	8,073	2,130	1,834	1,022	410	6	1,363	55	2,747
Motor vehicle (new and used) dealers	70	(x)	13	(x)	63	(x)	(x)	(x)	(x)	(x)	(x)	(x)	(x)	...	...	2	(x)
Motor vehicle (used) dealers	61	20,425	53	16,261	8	4,164	2,367	214	1,583	38	66	19	7	5	1,723	33	1,544
Tire, battery, accessory dealers	23	7,660	5	(x)	18	(x)	(x)	(x)	(x)	(x)	(x)	(x)	(x)	1	140	11	541
All other automotive dealers	4	(x)	...	...	4	(x)	(x)	(x)	(x)	(x)	(x)	(x)	(x)	...	...	4	(x)
Gasoline service stations	170	23,523	47	5,469	123	18,054	13,561	4,449	(v)	445	387	(v)	(v)	4	749	255	11,857
Lumber, building, hardware group	81	24,778	18	2,266	63	22,512	7,122	18,847	1,445	2,187	2,007	153	94	1	101	109	4,2...
Lumber yards, building materials dealers	31	20,119	3	(x)	28	(x)	(x)	(x)	(x)	(x)	(x)	(x)	(x)	1	101	4	134
Plumbing, paint, electrical stores	18	3,658	4	(x)	14	(x)	(x)	(x)	(x)	(x)	(x)	(x)	(x)	...	...	23	432
Hardware stores	31	6,001	11	1,144	20	4,857	2,592	2,053	(v)	444	311	(v)	(v)	...	...	72	2,...
Farm equipment dealers	...	...	...	...	...	...	...	...	...	...	...	...	...	...	...	...	...
Drug and proprietary stores	197	45,984	163	39,507	34	6,477	5,612	863	(v)	181	150	(v)	(v)	1	149	129	4,36...
Other retail stores	522	141,519	364	74,526	158	66,993	19,655	36,109	11,229	6,061	5,754	6,349	4,736	9	1,385	772	53,...
Fuel, fuel oil, ice dealers	29	29,028	1	(x)	28	(x)	(x)	(x)	(x)	(x)	(x)	(x)	(x)	...	...	5	27...
Feed, farm, garden supply stores	4	1,172	...	...	4	1,172	496	676	...	81	54	...	...	...	...	1	...
Jewelry stores	42	12,639	5	319	37	12,320	3,662	2,147	6,511	466	440	4,272	3,000	...	...	85	7,76...
Book, stationery stores	30	9,256	4	(x)	26	(x)	(x)	(x)	(x)	(x)	(x)	(x)	(x)	...	...	4	...
Sporting goods stores, bicycle stores	11	2,933	4	(x)	7	(x)	(x)	(x)	(x)	(x)	(x)	(x)	(x)	...	...	15	1,...
Florists	18	2,502	...	...	18	2,502	1,062	1,440	...	280	216	...	...	...	...	8	1,254
Music stores	14	4,390	3	1,042	5	3,348	1,162	366	1,820	25	22	1,126	714	...	...	5	255
Optical goods stores	5	1,051	...	...	5	1,051	630	421	...	92	37	...	...	...	...	11	961
Camera, photographic supply stores	11	2,036	6	655	5	1,381	896	482	(v)	43	47	(v)	(v)	2	124	6	301
All other retail stores	358	76,512	335	71,195	23	5,317	3,675	1,476	166	314	296	90	61	6	1,256	483	14,41...

See footnotes at end of table.

Table 11G.—ANALYSIS OF CASH AND CREDIT SALES AND BALANCES DUE FOR LARGE STORES AND MULTIUNITS STATE, BY KIND OF BUSINESS 1948—Continued

FLORIDA

[See text for explanatory material]

Kind of business	Large stores and multiunits												Stores not analyzing sales		Small single unit stores	
	Stores analyzing sales															
	Total		Stores with cash sales only		Stores with credit sales											
					Total					Balances due from customers						
										On charge account sales		On installment sales				
	Stores	Sales, entire year	Number	Sales, entire year	Stores	Sales, entire year	Cash sales	Charge account sales	Installment sales	End of year	Beginning of year	End of year	Beginning of year	Number	Sales, entire year	Number	Sales, entire year
	Number	(Thousand dollars)		(Thousand dollars)	(Number)	(Thousand dollars)	(Thousand dollars)	(Thousand dollars)	(Thousand dollars)	(Thousand dollars)	(Thousand dollars)	(Thousand dollars)	(Thousand dollars)		(Thousand dollars)		(Thousand dollars)
State, total	[illegible]	[illegible]	[illegible]	[illegible]	[illegible]	[illegible]	[illegible]	[illegible]	[illegible]	[illegible]	[illegible]	[illegible]	[illegible]	[illegible]	[illegible]	[illegible]	[illegible]
Food group	[illegible]	[illegible]	[illegible]	[illegible]	[illegible]	58,435	38,425	14,857	[illegible]	1,401	1,663	[illegible]	[illegible]	[illegible]	[illegible]	[illegible]	[illegible]
Grocery stores, without fresh meat	[illegible]	[illegible]	[illegible]	[illegible]	[illegible]	(x)	(x)	(x)	(x)	(x)	(x)	(x)	(x)	[illegible]	[illegible]	[illegible]	[illegible]
Grocery stores, with fresh meat	[illegible]	[illegible]	[illegible]	[illegible]	[illegible]	[illegible]	[illegible]	[illegible]	(v)	[illegible]	1,176	(v)	(v)	[illegible]	[illegible]	[illegible]	[illegible]
Candy, nut, confectionery stores	[illegible]	[illegible]	[illegible]	(x)	[illegible]	(x)	(x)	(x)	(x)	(x)	(x)	(x)	(x)	[illegible]	[illegible]	[illegible]	[illegible]
Dairy products stores, milk dealers	[illegible]	[illegible]	[illegible]	[illegible]	[illegible]	[illegible]	[illegible]	[illegible]	...	[illegible]	[illegible]	...	...	[illegible]	[illegible]	[illegible]	[illegible]
All other food stores	[illegible]	[illegible]	[illegible]	[illegible]	[illegible]	[illegible]	[illegible]	[illegible]	[illegible]	[illegible]	[illegible]	[illegible]	[illegible]	[illegible]	[illegible]	[illegible]	[illegible]
Eating and drinking places	[illegible]	[illegible]	[illegible]	[illegible]	[illegible]	[illegible]	[illegible]	[illegible]	...	[illegible]	[illegible]	...	...	[illegible]	[illegible]	[illegible]	[illegible]
General stores	[illegible]	[illegible]	[illegible]	[illegible]	[illegible]	[illegible]	[illegible]	[illegible]	(v)	[illegible]	[illegible]	(v)	(v)	[illegible]	[illegible]	[illegible]	[illegible]
General merchandise group	[illegible]	[illegible]	[illegible]	[illegible]	[illegible]	[illegible]	[illegible]	[illegible]	[illegible]	[illegible]	[illegible]	[illegible]	[illegible]	[illegible]	[illegible]	[illegible]	[illegible]
Department stores	[illegible]	[illegible]	(x)	(x)	[illegible]	(x)	(x)	(x)	(x)	(x)	[illegible]	(x)	(x)	...	...	...	...
Dry goods, general merchandise stores	[illegible]	[illegible]	[illegible]	[illegible]	[illegible]	[illegible]	[illegible]	[illegible]	[illegible]	[illegible]	[illegible]	[illegible]	[illegible]	[illegible]	[illegible]	[illegible]	[illegible]
Variety stores	[illegible]	[illegible]	[illegible]	(x)	[illegible]	(x)	(x)	(x)	(x)	(x)	(x)	(x)	(x)	[illegible]	[illegible]	[illegible]	[illegible]
Apparel group	[illegible]	[illegible]	[illegible]	[illegible]	[illegible]	[illegible]	[illegible]	[illegible]	[illegible]	[illegible]	[illegible]	[illegible]	[illegible]	[illegible]	[illegible]	[illegible]	[illegible]
Men's, boys' clothing, furnishings stores	[illegible]	[illegible]	[illegible]	[illegible]	[illegible]	[illegible]	[illegible]	[illegible]	(v)	[illegible]	[illegible]	(v)	(v)	[illegible]	[illegible]	[illegible]	[illegible]
Family clothing stores	[illegible]	[illegible]	[illegible]	[illegible]	[illegible]	[illegible]	[illegible]	[illegible]	[illegible]	[illegible]	[illegible]	[illegible]	[illegible]	[illegible]	[illegible]	[illegible]	[illegible]
Women's ready-to-wear stores	[illegible]	[illegible]	[illegible]	[illegible]	[illegible]	[illegible]	[illegible]	[illegible]	(v)	1,307	1,188	(v)	(v)	[illegible]	[illegible]	[illegible]	[illegible]
Other apparel accessory, specialty stores	[illegible]	[illegible]	[illegible]	[illegible]	[illegible]	[illegible]	[illegible]	[illegible]	...	(v)	(v)	...	...	[illegible]	[illegible]	[illegible]	[illegible]
Shoe stores	[illegible]	[illegible]	[illegible]	[illegible]	[illegible]	[illegible]	[illegible]	[illegible]	[illegible]	[illegible]	[illegible]	[illegible]	[illegible]	[illegible]	[illegible]	[illegible]	[illegible]
Custom tailors	[illegible]	(x)	[illegible]	(x)	[illegible]	(x)	(x)	(x)	(x)	(x)	(x)	(x)	(x)	...	...	[illegible]	[illegible]
Furriers, fur shops	[illegible]	(x)	...	...	[illegible]	(x)	(x)	(x)	(x)	(x)	(x)	(x)	(x)	...	...	[illegible]	[illegible]
All other apparel stores	[illegible]	[illegible]	[illegible]	(x)	[illegible]	(x)	(x)	(x)	(x)	(x)	(x)	(x)	(x)	[illegible]	[illegible]	[illegible]	[illegible]
Furniture, furnishings, appliance group	[illegible]	[illegible]	[illegible]	[illegible]	[illegible]	[illegible]	[illegible]	[illegible]	[illegible]	[illegible]	[illegible]	[illegible]	[illegible]	[illegible]	[illegible]	[illegible]	[illegible]
Furniture stores	[illegible]	[illegible]	[illegible]	[illegible]	[illegible]	[illegible]	[illegible]	[illegible]	[illegible]	[illegible]	[illegible]	[illegible]	[illegible]	[illegible]	[illegible]	[illegible]	[illegible]
Floor covering, drapery stores	[illegible]	[illegible]	[illegible]	[illegible]	[illegible]	[illegible]	[illegible]	[illegible]	(v)	[illegible]	[illegible]	(v)	(v)	...	...	[illegible]	[illegible]
Other home furnishing stores	[illegible]	[illegible]	[illegible]	[illegible]	[illegible]	[illegible]	[illegible]	[illegible]	[illegible]	[illegible]	[illegible]	[illegible]	[illegible]	[illegible]	...	[illegible]	[illegible]
Household appliance stores	[illegible]	[illegible]	[illegible]	[illegible]	[illegible]	[illegible]	[illegible]	[illegible]	[illegible]	[illegible]	[illegible]	[illegible]	[illegible]	[illegible]	[illegible]	[illegible]	[illegible]
Radio stores	[illegible]	[illegible]	[illegible]	[illegible]	[illegible]	[illegible]	[illegible]	[illegible]	(v)	[illegible]	(v)	(v)	[illegible]	...	...	[illegible]	[illegible]
Automotive group	[illegible]	[illegible]	[illegible]	[illegible]	[illegible]	[illegible]	[illegible]	[illegible]	[illegible]	[illegible]	[illegible]	[illegible]	[illegible]	[illegible]	[illegible]	[illegible]	[illegible]
Motor vehicle (new and used) dealers	[illegible]	[illegible]	[illegible]	[illegible]	[illegible]	[illegible]	[illegible]	[illegible]	[illegible]	[illegible]	[illegible]	[illegible]	[illegible]	[illegible]	[illegible]	[illegible]	[illegible]
Motor vehicle (used) dealers	[illegible]	[illegible]	[illegible]	[illegible]	[illegible]	[illegible]	[illegible]	[illegible]	[illegible]	[illegible]	[illegible]	[illegible]	[illegible]	[illegible]	[illegible]	[illegible]	[illegible]
Tire, battery, accessory dealers	[illegible]	[illegible]	[illegible]	[illegible]	[illegible]	[illegible]	[illegible]	[illegible]	[illegible]	[illegible]	[illegible]	[illegible]	[illegible]	[illegible]	[illegible]	[illegible]	[illegible]
All other automotive dealers	[illegible]	[illegible]	[illegible]	[illegible]	[illegible]	[illegible]	[illegible]	[illegible]	[illegible]	[illegible]	[illegible]	[illegible]	[illegible]	[illegible]	[illegible]	[illegible]	[illegible]
Gasoline service stations	[illegible]	[illegible]	[illegible]	[illegible]	[illegible]	[illegible]	[illegible]	[illegible]	[illegible]	[illegible]	[illegible]	[illegible]	[illegible]	[illegible]	[illegible]	[illegible]	[illegible]
Lumber, building, hardware group	[illegible]	[illegible]	[illegible]	[illegible]	[illegible]	[illegible]	[illegible]	[illegible]	[illegible]	[illegible]	[illegible]	[illegible]	[illegible]	[illegible]	[illegible]	[illegible]	[illegible]
Lumber yards, building materials dealers	[illegible]	[illegible]	[illegible]	[illegible]	[illegible]	[illegible]	[illegible]	[illegible]	[illegible]	[illegible]	[illegible]	[illegible]	[illegible]	[illegible]	[illegible]	[illegible]	[illegible]
Plumbing, paint, electrical stores	[illegible]	[illegible]	[illegible]	[illegible]	[illegible]	[illegible]	[illegible]	[illegible]	(v)	[illegible]	[illegible]	(v)	(v)	...	...	[illegible]	[illegible]
Hardware stores	[illegible]	[illegible]	[illegible]	(x)	[illegible]	(x)	(x)	(x)	(x)	(x)	(x)	(x)	(x)	[illegible]	[illegible]	[illegible]	[illegible]
Farm equipment dealers	[illegible]	[illegible]	[illegible]	(x)	[illegible]	(x)	(x)	(x)	(x)	(x)	(x)	(x)	(x)	[illegible]	[illegible]	[illegible]	[illegible]
Drug and proprietary stores	[illegible]	[illegible]	[illegible]	[illegible]	[illegible]	[illegible]	[illegible]	[illegible]	...	[illegible]	[illegible]	...	...	[illegible]	[illegible]	[illegible]	[illegible]
Other retail stores	[illegible]	[illegible]	[illegible]	[illegible]	[illegible]	[illegible]	[illegible]	[illegible]	[illegible]	[illegible]	[illegible]	[illegible]	[illegible]	[illegible]	[illegible]	[illegible]	[illegible]
Fuel, fuel oil, ice dealers	[illegible]	[illegible]	[illegible]	[illegible]	[illegible]	[illegible]	[illegible]	[illegible]	[illegible]	[illegible]	[illegible]	[illegible]	[illegible]	[illegible]	[illegible]	[illegible]	[illegible]
Feed, farm, garden supply stores	[illegible]	[illegible]	[illegible]	[illegible]	[illegible]	[illegible]	[illegible]	[illegible]	[illegible]	[illegible]	[illegible]	[illegible]	[illegible]	[illegible]	[illegible]	[illegible]	[illegible]
Jewelry stores	[illegible]	[illegible]	[illegible]	[illegible]	[illegible]	[illegible]	[illegible]	[illegible]	[illegible]	[illegible]	[illegible]	[illegible]	[illegible]	[illegible]	[illegible]	[illegible]	[illegible]
Book, stationery stores	[illegible]	[illegible]	[illegible]	[illegible]	[illegible]	[illegible]	[illegible]	[illegible]	[illegible]	[illegible]	[illegible]	[illegible]	[illegible]	[illegible]	[illegible]	[illegible]	[illegible]
Sporting goods stores, bicycle stores	[illegible]	[illegible]	[illegible]	[illegible]	[illegible]	[illegible]	[illegible]	[illegible]	[illegible]	[illegible]	[illegible]	[illegible]	[illegible]	[illegible]	[illegible]	[illegible]	[illegible]
Florists	[illegible]	[illegible]	[illegible]	(x)	[illegible]	(x)	(x)	(x)	(x)	(x)	(x)	(x)	(x)	[illegible]	[illegible]	[illegible]	[illegible]
Music stores	[illegible]	[illegible]	[illegible]	[illegible]	[illegible]	[illegible]	[illegible]	[illegible]	[illegible]	[illegible]	[illegible]	[illegible]	[illegible]	[illegible]	[illegible]	[illegible]	[illegible]
Optical goods stores	[illegible]	[illegible]	[illegible]	(x)	[illegible]	(x)	(x)	(x)	(x)	(x)	(x)	(x)	(x)	...	...	[illegible]	[illegible]
Camera, photographic supply stores	[illegible]	[illegible]	[illegible]	[illegible]	[illegible]	[illegible]	[illegible]	[illegible]	[illegible]	[illegible]	[illegible]	[illegible]	[illegible]	[illegible]	[illegible]	[illegible]	[illegible]
All other retail stores	[illegible]	[illegible]	[illegible]	[illegible]	[illegible]	[illegible]	[illegible]	[illegible]	[illegible]	[illegible]	[illegible]	[illegible]	[illegible]	[illegible]	[illegible]	[illegible]	[illegible]

See footnotes at end of table.

Table 11G.—ANALYSIS OF CASH AND CREDIT SALES AND BALANCES DUE FOR LARGE STORES AND MULTIUNITS—STATE, BY KIND OF BUSINESS: 1948—Continued

GEORGIA

[See text for explanatory material]

Kind of business	Large stores and multiunits													Small single-unit stores	
	Stores analyzing sales												Stores not analyzing sales		
	Total		Stores with cash sales only		Stores with credit sales										
					Total					Balances due from customers					
										On charge account sales		On installment sales			
	Stores	Sales, entire year	Number	Sales, entire year	Stores	Sales, entire year	Cash sales	Charge account sales	Installment sales	End of year	Beginning of year	End of year	Beginning of year	Number	Sales, entire year
	(Number)	(Thousand dollars)		(Thousand dollars)	(Number)	(Thousand dollars)	(Thousand dollars)	(Thousand dollars)	(Thousand dollars)	(Thousand dollars)	(Thousand dollars)	(Thousand dollars)	(Thousand dollars)		(Thousand dollars)
State, total	7,072	1,423,717	3,289	472,044	3,783	951,673	491,475	318,344	141,854	54,520	48,073	36,306	26,964	209	34,978
Food group	1,355	255,397	947	193,800	408	61,597	37,303	24,146	148	4,238	1,348	30	21	21	2,823
Grocery stores, without fresh meat	156	11,811	112	7,277	44	4,534	2,978	1,556	...	178	151	...	...	4	408
Grocery stores, with fresh meat	1,018	223,857	698	178,887	320	44,970	28,860	16,046	(V)	1,519	1,201	(V)	(V)	14	1,747
Candy, nut, confectionery stores	65	2,294	62	(X)	3	(X)	(X)	(X)	(X)	(X)	(X)	(X)	(X)	...	...
Dairy products stores, milk dealers	39	9,157	15	(X)	24	(X)	(X)	(X)	(X)	(X)	(X)	(X)	(X)	2	359
All other food stores	77	8,278	60	4,665	17	4,513	2,700	1,724	(V)	211	170	(V)	(V)	1	309
Eating and drinking places	536	36,804	516	34,581	20	1,223	783	440	...	43	34	...	...	14	1,180
General stores	79	11,530	17	1,731	62	9,799	4,484	4,711	(V)	557	522	(V)	(V)	4	307
General merchandise group	602	283,702	448	79,751	154	203,951	114,426	55,724	33,800	15,141	14,227	5,450	3,536	5	344
Department stores	27	187,583	22	11,282	25	176,300	98,653	43,335	29,318	13,684	12,406	2,985	2,840	...	...
Dry goods, general merchandise stores	272	48,186	146	23,451	126	24,735	13,463	9,324	1,888	1,459	1,127	1,130	793	2	237
Variety stores	283	47,923	280	45, 18	3	2,941	2,310	(V)	661	(V)	(V)	347	197	3	100
Apparel group	622	103,785	355	44,375	267	59,411	31,115	24,455	3,842	5,417	4,570	1,046	814	13	2,144
Men's, boys' clothing, furnishings stores	101	19,259	58	8,137	43	11,132	5,660	5,432	(V)	1,237	1,093	(V)	(V)	2	643
Family clothing stores	166	33,834	73	8,372	93	25,462	12,555	9,575	3,332	2,154	1,778	963	747	3	473
Women's ready-to-wear stores	264	31,438	212	16,002	52	15,436	9,260	5,365	771	1,604	1,375	57	41	6	5,748
Other apparel accessory, specialty stores	37	1,691	34	(X)	3	(X)	(X)	(X)	(X)	(X)	(X)	(X)	(X)	...	...
Shoe stores	96	15,512	75	10,288	21	5,224	3,587	1,637	...	278	268	...	...	2	36
Custom tailors	1	(X)	...	...	1	(X)	(X)	(X)	(X)	(X)	(X)	(X)	(X)	...	...
Furriers, fur shops	2	(X)	...	...	2	(X)	(X)	(X)	(X)	(X)	(X)	(X)	(X)	...	...
All other apparel stores	15	(X)	3	(X)	12	(X)	(X)	(X)	(X)	(X)	(X)	(X)	(X)	...	...
Furniture, furnishings, appliance group	618	80,549	24	1,946	594	78,603	17,354	14,245	41,478	5,285	4,572	17,222	13,546	15	2,505
Furniture stores	314	48,628	5	505	309	48,123	8,563	10,635	28,920	3,838	3,333	14,304	11,669	4	390
Floor covering, drapery stores	6	(X)	1	(X)	5	(X)	(X)	(X)	(X)	(X)	(X)	(X)	(X)	1	305
Other home furnishing stores	23	4,089	5	(X)	18	(X)	(X)	(X)	(X)	(X)	(X)	(X)	(X)	1	120
Household appliance stores	272	25,678	13	851	259	24,827	8,219	6,304	10,304	1,110	903	2, 38	1,217	9	1,530
Radio stores	3	(X)	...	...	3	(X)	(X)	(X)	(X)	(X)	(X)	(X)	(X)	1	110
Automotive group	1,732	342,408	142	43,073	884	299,335	185,652	74,771	38,806	1,861	8,012	5,173	3,422	34	7,040
Motor vehicle (new and used) dealers	687	273,179	38	9,153	649	264,026	170,372	62,190	30,464	7,464	6,386	3,082	2,211	15	4,723
Motor vehicle (used) dealers	153	44,095	1	32,449	152	11,646	6,848	1,181	3,617	93	42	355	204	1	1,730
Tire, battery, accessory dealers	180	22,917	15	461	165	22,456	7,342	9,919	5,195	1,203	1,051	1,712	996	4	637
All other automotive dealers	12	2,217	4	1,010	8	1,207	690	585	330	172	32	24	11	...	...
Gasoline service stations	465	24,785	175	8,733	290	21,052	13,378	7,16	514	865	6	127	92	15	1,341
Lumber, building, hardware group	586	126,242	27	3,656	559	116,586	43,717	67,122	5,747	2,234	2,669	1,122	865	16	2,432
Lumber yards, building materials dealers	169	43,438	11	1,712	158	41,696	16,663	35,615	418	5,223	4,634	174	122	4	608
Plumbing, paint, electrical stores	56	6,507	4	25	52	6,257	1,953	4,367	(V)	545	429	(V)	(V)	1	104
Hardware stores	110	35,370	15	1,737	177	34,033	15,520	15,577	3,116	2,751	2,441	502	489	5	81
Farm equipment dealers	160	29,457	7	597	162	24,248	15,265	11,543	2,552	1,285	1,057	425	234	1	251
Drug and proprietary stores	272	35,442	111	14,672	161	20,314	12,805	4,008	(V)	658	596	(V)	(V)	6	715
Other retail stores	445	124,523	511	45,720	434	78,803	26,555	36,581	15,667	5,659	4,510	6,116	4,366	66	4,122
Fuel, fuel oil, ice dealers	90	12,920	13	304	77	12,616	4,800	6,366	850	1,103	910	124	39	43	694
Feed, farm, garden supply stores	244	45,609	90	9,857	154	35,752	12,838	19,895	3,019	2,867	2,106	466	304	7	1,001
Jewelry stores	100	14,451	17	1,332	83	13,119	4,366	2,276	7,277	750	675	3,180	2,320	6	67
Book, stationery stores	20	5,047	...	...	20	5,347	451	1,658	2,438	148	137	1,755	1,302	...	...
Sporting goods stores, bicycle stores	17	2,474	7	298	10	2,176	1,235	741	203	114	71	57	39	...	...
Florists	21	1,522	3	(X)	18	(X)	(X)	(X)	(X)	(X)	(X)	(X)	(X)	...	...
Music stores	23	2,237	6	111	17	2,126	794	222	1,110	42	8	358	201	...	...
Optical goods stores	8	825	3	(X)	5	(X)	(X)	(X)	(X)	(X)	(X)	(X)	(X)	1	41
Camera, photographic supply stores	6	768	3	(X)	3	(X)	(X)	(X)	(X)	(X)	(X)	(X)	(X)	...	...
All other retail stores	416	38,170	369	32,941	47	5,229	1,116	3,372	747	425	381	174	158	4	159

See footnotes at end of table.

Table 11G.—ANALYSIS OF CASH AND CREDIT SALES AND BALANCES DUE FOR LARGE STORES AND MULTIUNITS STATE, BY KIND OF BUSINESS 1948—Continued

IDAHO

[See text for explanatory material]

Kind of business	Large stores and multiunits: Total: Stores (Number)	Total: Sales, entire year (Thousand dollars)	Stores analyzing sales: Stores with cash sales only: Number	Cash sales only: Sales, entire year (Thousand dollars)	Stores with credit sales: Total: Stores (Number)	Total: Sales, entire year (Thousand dollars)	Cash sales (Thousand dollars)	Charge account sales (Thousand dollars)	Installment sales (Thousand dollars)	Balances due from customers: On charge account sales: End of year (Thousand dollars)	On charge account sales: Beginning of year (Thousand dollars)	On installment sales: End of year (Thousand dollars)	On installment sales: Beginning of year (Thousand dollars)	Stores not analyzing sales: Number	Stores not analyzing sales: Sales, entire year (Thousand dollars)	Small single unit stores: Number	Small single unit stores: Sales, entire year (Thousand dollars)
State, total	[illegible]	408,[illegible]	[illegible]	88,349	1,424	319,895	168,017	119,417	31,461	15,389	12,882	[illegible]	[illegible]	[illegible]	[illegible]	[illegible]	[illegible]
Food group	[illegible]	[illegible],125	135	28,438	214	[illegible],717	32,044	14,672	(v)	1,483	1,457	(v)	(v)	[illegible]	736	[illegible]	[illegible]
Grocery stores, without fresh meat	[illegible]	[illegible]	[illegible]	[illegible]	14	[illegible]	[illegible]	[illegible]	...	[illegible]	155	...	...	...	...	[illegible]	[illegible]
Grocery stores, with fresh meat	[illegible]	[illegible]	[illegible]	[illegible]	[illegible]	[illegible]	27,531	10,154	...	[illegible]	[illegible]	...	...	[illegible]	[illegible]	[illegible]	[illegible]
Candy, nut, confectionery stores	[illegible]	(x)	[illegible]	(x)	...	...	...	...	...	...	...	...	...	...	...	[illegible]	[illegible]
Dairy products stores, milk dealers	[illegible]	(x)	...	...	[illegible]	(x)	(x)	(x)	(x)	(x)	(x)	(x)	(x)	...	...	[illegible]	[illegible]
All other food stores	[illegible]	(x)	[illegible]	(x)	[illegible]	(x)	(x)	(x)	(x)	(x)	(x)	(x)	(x)	...	...	[illegible]	[illegible]
Eating and drinking places	[illegible]	[illegible]	[illegible]	(x)	[illegible]	(x)	(x)	(x)	(x)	(x)	(x)	(x)	(x)	[illegible]	[illegible]	[illegible]	[illegible]
General stores	35	[illegible]	[illegible]	(x)	33	(x)	(x)	(x)	(x)	(x)	(x)	(x)	(x)	...	...	[illegible]	[illegible]
General merchandise group	[illegible]	[illegible],121	[illegible]	21,248	[illegible]	34,873	21,375	8,302	5,196	1,551	1,283	2,171	1,784	...	...	[illegible]	[illegible]
Department stores	[illegible]	31,[illegible]	[illegible]	(x)	23	(x)	(x)	(x)	(x)	(x)	(x)	(x)	(x)	...	...	...	...
Dry goods, general merchandise stores	[illegible]	[illegible]	[illegible]	11,573	32	[illegible],394	4,6[illegible]	1,372	415	[illegible]	202	[illegible]	[illegible]	...	...	[illegible]	[illegible]
Variety stores	43	[illegible]	42	(x)	1	(x)	(x)	(x)	(x)	(x)	(x)	(x)	(x)	...	...	[illegible]	[illegible]
Apparel group	119	13,4[illegible]	53	4,435	[illegible]	[illegible],455	[illegible],834	2,564	(v)	505	425	(v)	(v)	[illegible]	[illegible]	[illegible]	[illegible]
Men's, boys' clothing, furnishings stores	[illegible]	5,153	[illegible]	[illegible]	31	4,748	3,862	886	...	203	157	...	...	1	101	[illegible]	[illegible]
Family clothing stores	13	(x)	[illegible]	(x)	3	(x)	(x)	(x)	(x)	(x)	(x)	(x)	(x)	...	...	11	[illegible]
Women's ready-to-wear stores	43	4,584	18	1,530	25	3,059	1,721	1,288	(v)	201	183	(v)	(v)	3	253	[illegible]	[illegible]
Other apparel accessory, specialty stores	[illegible]	188	[illegible]	188	...	...	...	...	...	...	...	...	...	...	...	18	[illegible]
Shoe stores	[illegible]	1,767	[illegible]	863	5	904	768	136	...	22	14	...	...	1	238	28	[illegible]
Custom tailors	1	(x)	1	(x)	...	...	...	...	...	...	...	...	...	...	...	7	(x)
Furriers, fur shops	1	(x)	...	...	1	(x)	(x)	(x)	(x)	(x)	(x)	(x)	(x)	...	...	5	(x)
All other apparel stores	...	...	...	...	...	...	...	...	...	...	...	...	...	1	[illegible]	[illegible]	[illegible]
Furniture, furnishings, appliance group	151	19,512	[illegible]	470	142	19,042	7,[illegible]	6,594	5,438	1,317	1,040	1,348	1,048	3	354	[illegible]	[illegible]
Furniture stores	[illegible]	1[illegible],771	2	(x)	60	(x)	(x)	(x)	(x)	(x)	(x)	(x)	(x)	1	[illegible]	[illegible]	[illegible]
Floor covering, drapery stores	2	(x)	...	...	2	(x)	(x)	(x)	(x)	(x)	(x)	(x)	(x)	...	...	17	(x)
Other home furnishing stores	2	(x)	...	...	2	(x)	(x)	(x)	(x)	(x)	(x)	(x)	(x)	...	...	5	(x)
Household appliance stores	84	[illegible],514	7	(x)	77	(x)	(x)	(x)	(x)	(x)	(x)	(x)	(x)	2	252	86	3,[illegible]
Radio stores	1	(x)	...	...	1	(x)	(x)	(x)	(x)	(x)	(x)	(x)	(x)	...	...	21	(x)
Automotive group	318	[illegible]	17	4,340	301	89,154	50,271	26,572	12,311	2,814	2,403	1,302	813	10	4,411	189	[illegible]
Motor vehicle (new and used) dealers	257	81,561	4	(x)	253	(x)	(x)	(x)	(x)	(x)	(x)	(x)	(x)	[illegible]	[illegible]	82	[illegible]
Motor vehicle (used) dealers	23	5,725	[illegible]	3,276	13	2,449	1,136	(v)	1,186	(v)	(v)	47	25	2	[illegible]	[illegible]	[illegible]
Tire, battery, accessory dealers	35	5,507	1	(x)	34	(x)	(x)	(x)	(x)	(x)	(x)	(x)	(x)	...	...	50	2,[illegible]
All other automotive dealers	3	[illegible]	2	(x)	1	(x)	(x)	(x)	(x)	(x)	(x)	(x)	(x)	...	...	[illegible]	[illegible]
Gasoline service stations	[illegible]	9,376	18	825	84	8,551	4,720	3,806	(v)	426	368	(v)	(v)	4	527	[illegible]	[illegible]
Lumber, building, hardware group	382	83,038	11	1,249	371	81,790	28,832	45,324	7,634	5,488	4,601	[illegible]	675	6	1,272	[illegible]	[illegible]
Lumber yards, building materials dealers	147	31,907	3	(x)	144	(x)	(x)	(x)	(x)	(x)	(x)	(x)	(x)	...	...	[illegible]	1,[illegible]
Plumbing, paint, electrical stores	22	3,980	2	(x)	20	(x)	(x)	(x)	(x)	(x)	(x)	(x)	(x)	1	139	[illegible]	2,[illegible]
Hardware stores	59	[illegible],661	2	(x)	57	(x)	(x)	(x)	(x)	(x)	(x)	(x)	(x)	1	[illegible]	118	5,[illegible]
Farm equipment dealers	154	37,430	4	(x)	150	(x)	(x)	(x)	(x)	(x)	(x)	(x)	(x)	4	783	47	2,[illegible]
Drug and proprietary stores	[illegible]	7,301	26	3,731	24	3,570	2,945	625	...	112	93	...	...	...	...	153	7,727
Other retail stores	276	32,[illegible]	[illegible]	12,794	127	19,209	9,843	8,318	1,048	1,226	1,018	215	156	4	674	506	14,[illegible]
Fuel, fuel oil, ice dealers	21	2,462	4	(x)	17	(x)	(x)	(x)	(x)	(x)	(x)	(x)	(x)	...	...	48	2,[illegible]
Feed, farm, garden supply stores	55	11,787	4	(x)	51	(x)	(x)	(x)	(x)	(x)	(x)	(x)	(x)	4	674	42	1,84[illegible]
Jewelry stores	22	1,78[illegible]	2	(x)	20	(x)	(x)	(x)	(x)	(x)	(x)	(x)	(x)	...	...	[illegible]	2,063
Book, stationery stores	3	(x)	...	...	3	(x)	(x)	(x)	(x)	(x)	(x)	(x)	(x)	...	...	21	(x)
Sporting goods stores, bicycle stores	[illegible]	782	5	(x)	3	(x)	(x)	(x)	(x)	(x)	(x)	(x)	(x)	...	...	51	1,534
Florists	[illegible]	(x)	...	...	4	(x)	(x)	(x)	(x)	(x)	(x)	(x)	(x)	...	...	[illegible]	(x)
Music stores	[illegible]	1,324	...	...	[illegible]	1,324	624	374	(v)	[illegible]	43	(v)	(v)	...	...	14	[illegible]
Optical goods stores	3	(x)	[illegible]	(x)	1	(x)	(x)	(x)	(x)	(x)	(x)	(x)	(x)	...	...	2	(x)
Camera, photographic supply stores	[illegible]	(x)	1	(x)	2	(x)	(x)	(x)	(x)	(x)	(x)	(x)	(x)	...	...	9	(x)
All other retail stores	148	12,715	131	11,199	17	1,516	505	813	198	119	98	30	26	...	...	179	3,165

See footnotes at end of table.

Table 11G.—ANALYSIS OF CASH AND CREDIT SALES AND BALANCES DUE FOR LARGE STORES AND MULTIUNITS—STATE, BY KIND OF BUSINESS: 1948—Continued

ILLINOIS

[See text for explanatory material]

Kind of business	Large stores and multiunits													Stores not analyzing sales		Small single-unit stores	
	Stores analyzing sales																
	Total		Stores with cash sales only		Stores with credit sales												
					Total					Balances due from customers							
										On charge account sales		On installment sales					
	Stores (Number)	Sales, entire year (Thousand dollars)	Number	Sales, entire year (Thousand dollars)	Stores (Number)	Sales, entire year (Thousand dollars)	Cash sales (Thousand dollars)	Charge account sales (Thousand dollars)	Installment sales (Thousand dollars)	End of year (Thousand dollars)	Beginning of year (Thousand dollars)	End of year (Thousand dollars)	Beginning of year (Thousand dollars)	Number	Sales, entire year (Thousand dollars)	Number	Sales, entire year (Thousand dollars)
State, total	22,696	6,307,278	12,086	2,116,255	10,610	4,191,023	2,491,696	1,218,599	480,728	171,173	149,707	133,990	107,446	604	119,381	80,105	2,378,598
Food group	5,315	1,218,080	3,938	901,978	1,377	316,102	202,528	112,173	1,401	10,222	9,230	567	470	110	19,731	21,902	673,739
Grocery stores, without fresh meat	698	91,236	588	77,029	110	14,207	12,036	2,170	(v)	266	196	(v)	(v)	11	1,393	5,641	135,827
Grocery stores, with fresh meat	3,186	908,569	2,215	712,013	971	196,556	145,317	51,103	(v)	5,446	4,991	(v)	(v)	62	9,744	9,358	351,269
Candy, nut, confectionery stores	349	27,405	280	20,113	69	7,292	6,639	653	...	203	158	...	...	2	463	2,009	29,071
Dairy products stores, milk dealers	220	81,507	121	10,551	99	70,956	18,504	52,452	...	3,938	3,518	...	...	8	4,512	49	16,406
All other food stores	862	109,363	734	82,272	128	27,091	20,032	5,795	1,264	429	367	563	468	27	3,619	4,445	147,166
Eating and drinking places	2,130	279,077	2,062	255,555	68	23,522	19,260	4,262	...	390	354	...	...	56	8,158	22,437	551,146
General stores	59	9,113	18	2,519	41	6,594	4,249	2,135	210	355	310	48	35	...	...	308	11,084
General merchandise group	1,101	1,446,117	743	191,173	358	1,254,944	845,961	207,452	201,531	37,487	35,436	66,828	55,852	8	3,427	1,417	42,783
Department stores	180	1,201,971	8	8,161	172	1,193,810	808,364	190,537	194,909	34,330	32,687	64,712	54,130	2	2,405	...	...
Dry goods, general merchandise stores	433	123,986	254	63,766	179	60,220	36,997	16,601	6,622	3,132	2,701	2,116	1,722	4	880	892	28,191
Variety stores	488	120,160	481	119,246	7	914	600	314	...	25	48	...	...	2	142	545	14,592
Apparel group	2,715	548,168	1,764	229,760	951	318,408	187,450	99,227	31,731	19,444	17,445	9,992	8,477	44	12,000	5,020	156,200
Men's, boys' clothing, furnishings stores	577	110,985	324	43,295	253	67,690	45,882	18,709	3,099	3,929	3,307	665	568	4	1,178	976	39,180
Family clothing stores	257	124,041	123	40,624	134	83,417	42,599	25,612	15,206	5,717	5,324	5,712	4,731	4	1,171	307	10,805
Women's ready-to-wear stores	753	179,507	427	60,318	326	119,189	70,479	38,997	9,713	7,473	6,688	2,463	1,995	15	2,288	1,135	37,066
Other apparel accessory, specialty stores	315	24,550	284	19,731	31	4,819	3,664	1,047	(v)	129	114	(v)	(v)	7	412	890	17,251
Shoe stores	631	79,649	527	57,662	104	21,987	18,165	3,768	(v)	583	478	(v)	(v)	6	477	747	25,044
Custom tailors	48	7,803	19	2,301	29	5,502	2,087	3,278	137	333	287	22	20	1	24	337	8,198
Furriers, fur shops	73	16,530	13	2,077	60	14,453	3,795	7,359	3,299	1,238	1,201	1,053	1,111	2	6,450	186	7,122
All other apparel stores	61	5,103	47	3,752	14	1,351	779	457	115	42	46	69	44	...	...	442	11,534
Furniture, furnishings, appliance group	1,500	307,164	278	33,550	1,222	273,614	100,540	75,944	97,130	11,557	9,744	28,541	21,801	44	5,768	3,071	95,433
Furniture stores	645	157,279	78	10,917	567	146,362	45,819	33,769	66,774	7,028	5,933	21,285	16,996	12	1,264	723	28,810
Floor covering, drapery stores	131	27,786	50	5,002	81	22,784	7,764	13,198	1,822	1,545	1,266	305	253	7	1,504	347	11,498
Other home furnishing stores	75	13,815	39	4,927	36	8,888	2,919	1,706	4,263	158	155	1,282	907	2	153	574	9,553
Household appliance stores	561	86,369	71	6,452	490	79,917	33,682	23,991	22,244	2,481	2,183	5,337	3,434	19	2,122	1,716	35,019
Radio stores	88	21,915	40	6,252	48	15,663	10,356	3,280	2,027	345	207	332	211	4	725	411	1,542
Automotive group	2,770	1,162,740	546	145,977	2,224	1,016,763	721,923	199,709	95,131	18,334	14,291	10,269	5,973	94	22,159	1,788	69,592
Motor vehicle (new and used) dealers	1,997	989,303	203	74,810	1,794	914,493	668,293	177,926	69,174	15,857	12,013	7,266	3,961	50	12,362	462	25,965
Motor vehicle (used) dealers	389	116,340	237	60,348	152	55,992	32,969	4,598	18,425	305	222	939	678	19	7,284	448	17,821
Tire, battery, accessory dealers	317	42,328	78	5,372	239	36,956	16,977	15,465	4,514	1,952	1,841	1,377	710	12	1,641	708	21,583
All other automotive dealers	67	14,769	28	5,447	39	9,322	3,684	2,620	3,018	220	215	687	624	3	372	170	5,213
Gasoline service stations	1,048	127,356	503	49,901	545	77,455	54,593	22,597	265	2,488	2,107	62	43	58	7,227	8,058	257,922
Lumber, building, hardware group	2,461	538,887	241	26,387	2,220	512,500	187,532	307,308	17,660	45,516	36,172	3,835	3,362	73	12,413	3,662	137,612
Lumber yards, building materials dealers	1,065	286,522	49	6,626	1,016	279,896	58,202	218,696	2,998	34,809	27,572	972	847	14	3,670	348	10,449
Plumbing, paint, electrical stores	283	37,408	54	4,065	229	33,343	11,615	19,788	1,940	2,218	1,935	173	191	9	1,282	1,701	33,912
Hardware stores	388	78,436	71	5,989	317	72,447	43,556	20,672	8,219	3,164	2,763	1,714	1,365	10	1,539	1,752	53,316
Farm equipment dealers	725	136,521	67	9,707	658	126,814	74,159	48,152	4,503	5,325	3,902	1,016	657	4	6,922	491	26,981
Drug and proprietary stores	844	154,761	694	130,703	150	24,058	19,034	5,015	(v)	771	694	(v)	(v)	17	2,144	2,433	102,36
Other retail stores	2,753	515,815	1,299	148,752	1,454	367,063	148,626	182,777	35,660	24,669	23,954	13,808	11,735	110	26,353	16,[illegible]	274,237
Fuel, fuel oil, ice dealers	517	159,869	70	9,070	447	150,799	44,031	103,889	2,879	13,197	12,624	448	515	22	7,[illegible]	[illegible]	33,229
Feed, farm, garden supply stores	330	71,514	81	11,620	249	59,894	33,745	26,102	47	2,517	2,169	24	17	27	10,881	[illegible]	24,182
Jewelry stores	310	53,167	63	4,631	247	48,536	21,812	12,559	14,165	3,162	2,940	5,677	4,573	12	1,[illegible]	1,[illegible]	23,257
Book, stationery stores	123	34,736	28	2,327	95	32,409	7,737	13,001	11,671	1,831	1,960	5,407	4,674	2	478	[illegible]	[illegible]
Sporting goods stores, bicycle stores	55	12,045	31	2,664	24	9,381	5,558	3,362	461	464	572	122	43	2	239	430	1,430
Florists	113	8,866	48	2,308	65	6,558	2,822	3,736	...	598	554	...	...	3	225	895	19,[illegible]
Music stores	82	19,343	31	6,072	51	13,271	5,289	3,549	4,433	504	895	1,547	1,522	...	...	3[illegible]	[illegible],166
Optical goods stores	42	2,659	13	305	29	2,354	1,493	844	(v)	162	135	(v)	(v)	...	...	3[illegible]	[illegible]
Camera, photographic supply stores	53	16,483	20	2,594	33	7,889	5,173	1,862	854	218	179	191	157	3	313	14[illegible]	4,[illegible]
All other retail stores	1,128	143,133	914	107,161	214	35,972	20,966	13,873	1,133	1,956	1,896	337	230	36	5,[illegible]84	5,[illegible]1	133,[illegible]

See footnotes at end of table.

Table 11G.—ANALYSIS OF CASH AND CREDIT SALES AND BALANCES DUE FOR LARGE STORES AND MULTIUNITS STATE, BY KIND OF BUSINESS: 1948—Continued

INDIANA

[See text for explanatory material]

Kind of business	Large stores and multiunits: Total: Stores (Number)	Total: Sales, entire year (Thousand dollars)	Stores analyzing sales: Stores with cash sales only: Number	Stores with cash sales only: Sales, entire year (Thousand dollars)	Stores with credit sales: Total: Stores (Number)	Stores with credit sales: Total: Sales, entire year (Thousand dollars)	Cash sales (Thousand dollars)	Charge account sales (Thousand dollars)	Installment sales (Thousand dollars)	Balances due from customers: On charge account sales: End of year (Thousand dollars)	On charge account sales: Beginning of year (Thousand dollars)	On installment sales: End of year (Thousand dollars)	On installment sales: Beginning of year (Thousand dollars)	Stores not analyzing sales: Number	Stores not analyzing sales: Sales, entire year (Thousand dollars)	Small single unit stores: Number	Small single unit stores: Sales, entire year (Thousand dollars)
State, total	[illegible]	[illegible]	4,567	[illegible]	5,470	1,595,943	[illegible]	473,889	181,445	[illegible]	[illegible]	[illegible]	33,349	[illegible]	[illegible]	34,465	[illegible]
Food group	[illegible]	[illegible]	1,372	344,995	[illegible]	[illegible]	[illegible]	39,274	893	2,530	2,348	257	173	43	[illegible]	[illegible]	[illegible]
Grocery stores, without fresh meat	[illegible]	[illegible]	[illegible]	12,761	7	[illegible]	381	359	...	41	[illegible]	...	...	[illegible]	[illegible]	[illegible]	[illegible]
Grocery stores, with fresh meat	[illegible]	[illegible]	[illegible]	[illegible]	493	98,517	[illegible]	21,136	(v)	1,318	[illegible]	(v)	(x)	3	[illegible]	[illegible]	[illegible]
Candy, nut, confectionery stores	[illegible]	[illegible]	67	(x)	[illegible]	(x)	(x)	(x)	(x)	(x)	(x)	(x)	(x)	[illegible]	[illegible]	477	[illegible]
Dairy products stores, milk dealers	[illegible]	[illegible]	45	9,576	4	21,442	[illegible]	14,514	...	[illegible]	73	...	...	3	[illegible]	126	[illegible]
All other food stores	[illegible]	33,272	[illegible]	(x)	[illegible]	(x)	(x)	(x)	(x)	(x)	(x)	(x)	(x)	[illegible]	[illegible]	[illegible]	[illegible]
Eating and drinking places	[illegible]	[illegible]	[illegible]	[illegible]	8	2,552	[illegible]	276	...	18	11	...	...	[illegible]	[illegible]	[illegible]	[illegible]
General stores	[illegible]	[illegible]	12	1,938	23	3,554	2,674	829	(v)	107	94	(v)	(v)	1	[illegible]	[illegible]	[illegible]
General merchandise group	544	335,335	347	[illegible]	147	278,556	[illegible]	72,744	40,692	[illegible]	13,161	[illegible]	[illegible]	4	533	[illegible]	[illegible]
Department stores	[illegible]	273,124	11	(x)	33	(x)	(x)	(x)	(x)	(x)	(x)	(x)	(x)	...	...	...	...
Dry goods, general merchandise stores	173	[illegible]	110	31,732	63	14,979	[illegible]	2,436	1,489	471	331	348	338	[illegible]	533	361	[illegible]
Variety stores	277	[illegible]	276	(x)	1	(x)	(x)	(x)	(x)	(x)	(x)	(x)	(x)	...	...	[illegible]	[illegible]
Apparel group	456	181,992	[illegible]	67,696	376	114,296	[illegible]	32,755	11,564	6,236	5,594	3,594	[illegible]	1	[illegible]	[illegible]	[illegible]
Men's, boys' clothing, furnishings stores	196	37,679	93	[illegible]	73	24,674	16,594	6,381	1,149	1,332	1,175	315	247	[illegible]	541	346	[illegible]
Family clothing stores	118	28,076	41	[illegible]	[illegible]	18,791	7,374	5,293	5,424	1,072	879	1,901	1,577	1	118	114	[illegible]
Women's ready-to-wear stores	300	76,735	154	18,204	146	50,531	37,163	[illegible]	4,320	3,201	[illegible]	1,245	[illegible]	[illegible]	[illegible]	351	[illegible]
Other apparel accessory, specialty stores	58	4,885	52	3,990	6	895	527	213	155	18	22	43	32	...	...	174	[illegible]
Shoe stores	257	27,868	221	[illegible]	36	6,933	[illegible]	954	82	132	104	5	[illegible]	3	231	243	[illegible]
Custom tailors	[illegible]	[illegible]	4	(x)	3	(x)	(x)	(x)	(x)	(x)	(x)	(x)	(x)	...	...	93	[illegible]
Furriers, fur shops	11	3,575	[illegible]	(x)	9	(x)	(x)	(x)	(x)	(x)	(x)	(x)	(x)	...	...	[illegible]	[illegible]
All other apparel stores	14	2,154	13	1,018	6	1,136	837	295	4	54	49	...	...	...	...	124	[illegible]
Furniture, furnishings, appliance group	[illegible]	[illegible]	101	9,510	663	120,767	37,699	27,263	55,805	5,242	4,448	18,524	[illegible]	[illegible]	[illegible]	[illegible]	[illegible]
Furniture stores	[illegible]	81,167	31	1,363	348	79,804	[illegible]	16,210	41,618	3,724	[illegible]	[illegible]	11,712	[illegible]	1,452	414	[illegible]
Floor covering, drapery stores	[illegible]	[illegible]	8	(x)	28	(x)	(x)	(x)	(x)	(x)	(x)	(x)	(x)	[illegible]	[illegible]	[illegible]	[illegible]
Other home furnishing stores	25	5,863	10	2,656	15	3,212	1,351	599	1,262	52	[illegible]	[illegible]	284	...	...	[illegible]	[illegible]
Household appliance stores	[illegible]	[illegible]	45	3,741	263	31,439	12,324	7,291	11,824	1,059	882	2,979	[illegible]	2	412	[illegible]	[illegible]
Radio stores	16	1,593	7	(x)	9	(x)	(x)	(x)	(x)	(x)	(x)	(x)	(x)	1	[illegible]	[illegible]	[illegible]
Automotive group	[illegible]	534,171	353	76,801	1,247	457,370	[illegible]	84,072	47,231	[illegible]	6,865	5,962	3,859	41	9,544	[illegible]	[illegible]
Motor vehicle (new and used) dealers	1,118	441,289	169	[illegible]	949	398,949	295,250	71,622	32,077	[illegible]	5,490	[illegible]	1,726	29	[illegible]	[illegible]	[illegible]
Motor vehicle (used) dealers	202	53,251	133	[illegible]	[illegible]	25,172	16,557	1,353	7,262	121	[illegible]	[illegible]	427	[illegible]	[illegible]	247	[illegible]
Tire, battery, accessory dealers	227	[illegible]	27	2,166	200	[illegible]	[illegible]	[illegible]	5,121	[illegible]	[illegible]	[illegible]	[illegible]	3	[illegible]	[illegible]	[illegible]
All other automotive dealers	53	11,431	24	4,216	29	[illegible]	3,658	787	2,770	79	76	711	586	1	22	[illegible]	[illegible]
Gasoline service stations	[illegible]	[illegible]	241	[illegible]	274	29,423	[illegible]	8,634	(v)	[illegible]	[illegible]	(v)	(v)	[illegible]	915	5,222	[illegible]
Lumber, building, hardware group	1,395	285,711	166	23,291	1,229	262,420	111,459	135,746	15,215	[illegible]	17,237	[illegible]	1,870	32	[illegible]	1,836	[illegible]
Lumber yards, building materials dealers	599	138,025	38	6,151	561	131,874	32,596	97,701	1,577	15,883	13,239	256	203	[illegible]	1,847	237	[illegible]
Plumbing, paint, electrical stores	159	[illegible]	26	2,887	133	16,198	4,172	10,325	(v)	1,252	1,080	(v)	(v)	4	778	520	15,433
Hardware stores	241	54,173	30	4,116	211	49,957	31,269	10,194	[illegible]	1,672	1,394	1,495	1,187	5	[illegible]	792	[illegible]
Farm equipment dealers	396	74,528	72	10,137	324	64,391	43,422	17,526	3,443	1,972	1,464	[illegible]	335	13	[illegible]	287	[illegible]
Drug and proprietary stores	412	[illegible]	328	52,291	84	14,552	12,744	1,558	(v)	161	157	(v)	(v)	4	460	[illegible]	[illegible]
Other retail stores	1,214	233,925	395	47,741	819	186,184	105,620	70,738	9,826	9,417	8,459	4,501	3,316	[illegible]	[illegible]	[illegible]	[illegible]
Fuel, fuel oil, ice dealers	262	[illegible]	50	[illegible]	212	38,153	[illegible]	22,984	179	3,297	2,943	[illegible]	[illegible]	[illegible]	356	623	[illegible]
Feed, farm, garden supply stores	419	122,331	89	19,977	330	102,354	70,383	31,869	102	2,992	2,425	[illegible]	12	[illegible]	[illegible]	374	[illegible]
Jewelry stores	123	[illegible]	22	1,154	101	19,146	7,567	4,295	7,284	1,514	1,534	3,289	2,368	2	293	452	[illegible]
Book, stationery stores	37	8,113	6	(x)	31	(x)	(x)	(x)	(x)	(x)	(x)	(x)	(x)	...	...	72	1,937
Sporting goods stores, bicycle stores	25	[illegible]	8	627	17	3,578	2,046	1,532	...	213	227	...	...	1	358	215	[illegible]
Florists	11	[illegible]	2	(x)	9	(x)	(x)	(x)	(x)	(x)	(x)	(x)	(x)	...	...	298	[illegible]
Music stores	[illegible]	4,225	12	1,162	18	3,063	1,381	635	1,047	83	52	387	[illegible]	...	...	149	[illegible]
Optical goods stores	6	[illegible]	1	(x)	5	(x)	(x)	(x)	(x)	(x)	(x)	(x)	(x)	...	...	19	[illegible]
Camera, photographic supply stores	24	3,735	7	296	17	3,439	[illegible]	1,149	(v)	139	152	(v)	(v)	[illegible]	211	43	[illegible]
All other retail stores	[illegible]	24,334	198	16,340	79	7,994	3,864	3,659	471	425	412	65	55	[illegible]	[illegible]	2,119	[illegible]

See footnotes at end of table.

Table 11G.—ANALYSIS OF CASH AND CREDIT SALES AND BALANCES DUE FOR LARGE STORES AND MULTIUNITS—STATE, BY KIND OF BUSINESS: 1948—Continued

IOWA

[See text for explanatory material]

Kind of business	Large stores and multiunits: Stores analyzing sales: Total: Stores (Number)	Total: Sales, entire year (Thousand dollars)	Stores with cash sales only: Number	Stores with cash sales only: Sales, entire year (Thousand dollars)	Stores with credit sales: Total: Stores (Number)	Total: Sales, entire year (Thousand dollars)	Cash sales (Thousand dollars)	Charge account sales (Thousand dollars)	Installment sales (Thousand dollars)	Balances due from customers: On charge account sales: End of year (Thousand dollars)	On charge account sales: Beginning of year (Thousand dollars)	On installment sales: End of year (Thousand dollars)	On installment sales: Beginning of year (Thousand dollars)	Stores not analyzing sales: Number	Stores not analyzing sales: Sales, entire year (Thousand dollars)	Small single-unit stores: Number	Small single-unit stores: Sales, entire year (Thousand dollars)
State, total	8,482	1,732,802	2,883	463,124	5,599	1,269,678	751,007	442,493	76,178	61,121	50,303	18,712	14,767	216	32,370	25,027	784,252
Food group	1,454	285,472	905	184,642	549	100,830	65,663	34,514	653	5,943	2,579	155	120	39	5,935	5,085	183,440
Grocery stores, without fresh meat	141	14,748	101	9,769	40	4,979	3,502	1,425	(v)	145	125	(v)	(v)	4	334	1,115	30,506
Grocery stores, with fresh meat	1,113	241,198	667	163,912	448	77,286	53,321	23,956	(v)	5,081	1,822	(v)	(v)	26	4,362	2,964	125,482
Candy, nut, confectionery stores	43	1,554	39	1,233	4	321	227	94	...	7	11	...	...	1	13	252	3,842
Dairy products stores, milk dealers	71	14,457	37	2,132	34	12,325	4,550	7,775	...	617	535	...	...	6	875	160	5,853
All other food stores	84	13,515	61	7,596	23	5,919	4,063	1,164	692	103	86	152	120	2	351	594	17,766
Eating and drinking places	362	22,625	354	21,936	8	689	365	324	...	15	45	...	...	6	1,276	6,122	141,694
General stores	52	8,289	11	1,501	41	6,788	5,115	1,661	(v)	211	189	(v)	(v)	1	124	159	6,233
General merchandise group	452	227,114	325	82,377	127	144,737	88,286	41,472	14,979	7,399	6,412	4,262	3,737	1	69	606	24,336
Department stores	65	141,655	6	13,736	59	127,919	76,832	38,243	12,844	6,938	5,978	4,376	3,363	...	...	...	...
Dry goods, general merchandise stores	226	52,614	160	(x)	66	(x)	(x)	(x)	(x)	(x)	(x)	(x)	(x)	1	69	317	11,334
Variety stores	161	32,845	159	(x)	2	(x)	(x)	(x)	(x)	(x)	(x)	(x)	(x)	...	...	289	4,552
Apparel group	549	98,834	262	36,715	330	72,119	46,935	22,866	2,418	4,280	3,749	625	585	4	529	1,178	38,124
Men's, boys' clothing, furnishings stores	172	39,159	53	7,636	119	21,523	15,202	6,021	(v)	1,140	1,104	(v)	(v)	1	135	297	13,170
Family clothing stores	35	15,324	12	1,990	23	13,334	9,686	4,600	978	914	764	300	250	1	43	43	3,795
Women's ready-to-wear stores	211	37,489	78	7,704	133	29,785	18,623	10,720	442	2,001	1,755	114	99	...	...	231	8,396
Other apparel accessory, specialty stores	37	1,151	28	201	9	350	285	(v)	...	(v)	(v)	...	...	...	...	21	1,226
Shoe stores	119	12,974	84	9,414	35	4,559	3,802	756	...	111	101	...	...	2	411	362	8,275
Custom tailors	2	(x)	1	(x)	1	(x)	(x)	(x)	(x)	(x)	(x)	(x)	(x)	...	...	44	(x)
Furriers, fur shops	19	2,540	2	(x)	17	(x)	(x)	(x)	(x)	(x)	(x)	(x)	(x)	...	...	10	601
All other apparel stores	4	(x)	4	(x)	...	...	...	...	...	...	...	...	...	...	...	20	(x)
Furniture, furnishings, appliance group	547	75,920	55	3,974	492	71,946	28,472	22,071	21,403	4,441	3,539	6,591	5,297	7	599	1,231	38,393
Furniture stores	236	45,221	21	1,021	215	44,200	15,690	12,788	15,715	2,933	2,377	5,171	4,335	1	140	342	14,418
Floor covering, drapery stores	19	(x)	2	(x)	17	(x)	(x)	(x)	(x)	(x)	(x)	(x)	(x)	...	...	59	(x)
Other home furnishing stores	11	2,417	5	1,078	6	1,339	696	(v)	(v)	(v)	(v)	(v)	(v)	...	...	84	1,325
Household appliance stores	270	24,424	26	1,714	244	22,710	10,812	7,130	4,768	1,178	923	1,271	921	6	459	599	17,263
Radio stores	11	(x)	1	(x)	10	(x)	(x)	(x)	(x)	(x)	(x)	(x)	(x)	...	...	167	(x)
Automotive group	1,193	380,019	170	35,546	1,103	344,473	240,623	73,600	23,243	7,524	5,913	3,498	1,997	39	8,217	943	36,769
Motor vehicle (new and used) dealers	1,017	325,674	101	18,050	916	306,924	235,334	64,847	16,743	4,271	4,075	2,292	1,313	30	7,749	329	18,594
Motor vehicle (used) dealers	118	33,154	55	14,690	63	18,464	12,984	1,707	3,773	311	273	471	308	4	803	119	4,253
Tire, battery, accessory dealers	133	16,554	9	931	124	15,623	6,354	6,657	2,612	903	723	706	376	3	365	443	12,922
All other automotive dealers	25	4,637	5	1,175	20	3,462	2,351	396	715	39	37	29	...	...	...	52	1,395
Gasoline service stations	452	40,038	171	9,426	281	30,612	19,688	1,652	(v)	1,363	1,142	(v)	(v)	22	2,511	4,739	11,374
Lumber, building, hardware group	2,195	356,489	171	22,300	1,924	334,189	152,920	171,572	9,691	25,732	21,538	1,616	1,206	42	6,393	2,459	126,121
Lumber yards, building materials dealers	931	154,916	35	5,580	896	154,336	34,138	119,792	906	18,656	15,116	190	236	5	642	139	9,742
Plumbing, paint, electrical stores	120	16,627	14	728	106	15,899	3,768	11,175	(v)	1,600	1,329	(v)	(v)	2	216	606	21,732
Hardware stores	251	41,397	39	3,147	212	38,250	25,427	8,691	4,132	1,535	1,194	650	531	3	514	1,133	34,468
Farm equipment dealers	793	138,549	83	13,345	710	125,204	89,587	31,920	3,697	3,940	3,799	689	364	27	4,336	963	3,270
Drug and proprietary stores	176	29,919	89	15,490	87	14,429	12,294	2,135	...	344	310	...	...	4	48	412	36,124
Other retail stores	1,700	208,083	370	59,017	630	149,066	83,746	61,707	3,613	6,853	6,265	1,343	1,104	51	13,139	5,451	71,395
Fuel, fuel oil, ice dealers	116	21,464	9	461	107	21,003	5,717	15,175	111	2,260	2,371	23	40	4	396	315	11,668
Feed, farm, garden supply stores	411	113,896	73	13,414	338	100,482	62,407	37,885	(v)	5,934	2,589	(v)	(v)	43	12,342	517	20,821
Jewelry stores	67	7,875	19	792	48	7,083	3,815	1,332	1,936	345	318	703	521	1	14	300	1,445
Book, stationery stores	26	2,183	3	(x)	23	(x)	(x)	(x)	(x)	(x)	(x)	(x)	(x)	...	...	40	4,337
Sporting goods stores, bicycle stores	11	2,534	...	...	11	2,534	1,439	1,087	(v)	134	106	(v)	(v)	...	...	113	4,704
Florists	18	(x)	1	(x)	17	(x)	(x)	(x)	(x)	(x)	(x)	(x)	(x)	...	...	13	(x)
Music stores	33	3,626	6	286	27	3,340	1,629	1,042	669	169	138	222	141	...	...	43	2,127
Optical goods stores	14	(x)	2	(x)	12	(x)	(x)	(x)	(x)	(x)	(x)	(x)	(x)	...	...	2	(x)
Camera, photographic supply stores	7	885	4	(x)	3	(x)	(x)	(x)	(x)	(x)	(x)	(x)	(x)	...	...	30	(x)
All other retail stores	297	47,128	253	43,096	44	4,032	2,331	911	350	195	91	51	55	3	50	849	21,324

See footnotes at end of table.

Table 11G.—ANALYSIS OF CASH AND CREDIT SALES AND BALANCES DUE FOR LARGE STORES AND MULTIUNITS STATE, BY KIND OF BUSINESS 1948—Continued

KANSAS

[See text for explanatory material]

Kind of business	Large stores and multiunits															Small single unit stores	
	Stores analyzing sales													Stores not analyzing sales			
	Total		Stores with cash sales only		Stores with credit sales												
					Total					Balances due from customers							
										On charge account sales		On installment sales					
	Stores	Sales, entire year	Number	Sales, entire year	Stores	Sales, entire year	Cash sales	Charge account sales	Installment sales	End of year	Beginning of year	End of year	Beginning of year	Number	Sales, entire year	Number	Sales, entire year
	(Number)	(Thousand dollars)		(Thousand dollars)	(Number)	(Thousand dollars)	(Thousand dollars)	(Thousand dollars)	(Thousand dollars)	(Thousand dollars)	(Thousand dollars)	(Thousand dollars)	(Thousand dollars)		(Thousand dollars)		(Thousand dollars)
State, total	5,674	1,101,763	2,113	312,129	3,561	789,634	475,909	248,459	65,266	34,345	27,062	18,053	12,330	139	25,445	19,785	562,188
Food group	1,139	317,770	586	127,159	453	90,611	69,473	20,916	222	1,956	1,542	43	48	14	2,499	3,469	133,215
Grocery stores, without fresh meat	30	3,175	18	2,183	12	992	717	275	...	33	26	...	...	...	...	506	1,473
Grocery stores, with fresh meat	915	205,743	492	120,246	423	85,497	66,099	19,390	(v)	1,798	1,420	(v)	(v)	13	1,612	2,878	111,321
Candy, nut, confectionery stores	14	701	14	701	...	...	...	...	...	...	...	...	...	...	...	165	1,215
Dairy products stores, milk dealers	52	4,526	43	2,470	9	2,056	1,227	829	...	92	69	...	...	3	303	75	4,512
All other food stores	28	3,625	19	1,559	9	2,066	1,430	422	214	33	27	42	35	3	574	344	8,374
Eating and drinking places	220	13,689	216	12,535	4	1,154	436	718	...	51	57	...	...	11	636	4,600	83,382
General stores	17	6,304	6	834	11	1,540	1,085	455	...	115	86	...	...	...	...	134	4,477
General merchandise group	390	138,022	302	58,338	88	79,684	48,852	16,698	14,134	3,102	2,670	5,993	4,720	3	166	396	11,462
Department stores	46	69,752	1	(x)	45	(x)	(x)	(x)	(x)	(x)	(x)	(x)	(x)	...	...	...	...
Dry goods, general merchandise stores	181	42,746	140	30,825	41	9,921	6,336	2,584	1,001	425	387	314	253	...	...	226	6,420
Variety stores	163	27,524	161	(x)	2	(x)	(x)	(x)	(x)	(x)	(x)	(x)	(x)	3	166	170	4,782
Apparel group	414	61,247	253	26,884	161	34,363	19,771	12,817	1,775	2,816	2,232	539	390	5	595	776	26,362
Men's, boys' clothing, furnishings stores	87	13,022	41	4,974	46	8,048	5,505	2,408	135	554	481	34	29	...	...	266	9,619
Family clothing stores	73	18,612	38	6,275	35	12,337	6,086	4,811	1,440	1,185	847	463	334	...	...	93	3,659
Women's ready-to-wear stores	125	19,223	71	8,163	54	11,060	5,948	4,939	173	991	819	34	29	3	566	233	7,354
Other apparel accessory, specialty stores	24	(x)	24	(x)	...	...	...	...	...	...	...	...	...	...	...	40	531
Shoe stores	99	8,510	77	6,096	22	2,414	1,975	439	...	53	38	...	...	...	...	113	4,549
Custom tailors	...	...	...	...	...	...	...	...	...	...	...	...	...	2	29	29	453
Furriers, fur shops	3	(x)	1	(x)	2	(x)	(x)	(x)	(x)	(x)	(x)	(x)	(x)	...	...	4	(x)
All other apparel stores	3	(x)	1	(x)	2	(x)	(x)	(x)	(x)	(x)	(x)	(x)	(x)	...	...	58	(x)
Furniture, furnishings, appliance group	436	57,302	66	6,164	370	51,138	21,388	15,292	14,458	2,865	2,478	4,282	2,705	5	735	1,011	33,577
Furniture stores	155	27,383	27	3,340	128	24,043	10,231	6,517	7,295	1,638	1,273	2,410	1,668	2	274	329	12,583
Floor covering, drapery stores	10	(x)	...	...	10	(x)	(x)	(x)	(x)	(x)	(x)	(x)	(x)	...	...	50	(x)
Other home furnishing stores	7	(x)	3	(x)	4	(x)	(x)	(x)	(x)	(x)	(x)	(x)	(x)	...	...	52	(x)
Household appliance stores	263	27,130	35	2,479	228	24,651	10,579	7,184	6,888	997	1,030	1,857	1,028	3	461	516	18,237
Radio stores	1	(x)	1	(x)	...	...	...	...	...	...	...	...	...	...	...	64	(x)
Automotive group	1,029	300,881	137	22,554	892	278,327	181,832	70,993	25,502	7,182	5,383	4,241	2,306	27	8,595	1,053	39,394
Motor vehicle (new and used) dealers	803	262,599	79	14,162	724	248,437	166,128	63,639	18,670	6,143	4,496	3,017	1,565	19	6,734	245	14,742
Motor vehicle (used) dealers	67	15,578	43	7,001	24	8,577	5,736	366	2,475	51	27	160	113	5	1,170	235	8,684
Tire, battery, accessory dealers	140	17,479	10	970	130	16,509	7,516	6,425	2,568	928	772	892	513	3	691	491	13,968
All other automotive dealers	19	5,225	5	421	14	4,804	2,452	563	1,789	60	88	172	115	...	...	82	2,000
Gasoline service stations	361	31,872	157	11,815	204	20,057	12,617	7,328	(v)	1,099	701	(v)	(v)	15	1,274	3,316	87,980
Lumber, building, hardware group	1,234	205,750	181	24,918	1,053	180,832	87,239	88,384	5,209	12,746	9,983	1,231	828	17	2,888	1,719	65,384
Lumber yards, building materials dealers	553	86,663	42	6,488	511	80,175	21,412	57,575	(v)	8,905	7,089	(v)	(v)	4	420	249	10,834
Plumbing, paint, electrical stores	75	11,032	11	1,170	64	9,862	2,386	7,327	(v)	922	642	(v)	(v)	1	110	452	13,327
Hardware stores	115	18,217	21	1,879	94	16,338	9,552	4,778	2,008	739	573	758	497	2	264	613	19,331
Farm equipment dealers	491	89,838	107	15,381	384	74,457	53,889	18,704	1,864	2,180	1,679	342	247	10	2,094	405	21,892
Drug and proprietary stores	168	23,188	76	11,163	92	12,025	10,163	1,850	(v)	383	304	(v)	(v)	...	...	824	32,038
Other retail stores	366	49,668	133	9,765	233	39,903	23,053	13,008	3,842	2,030	1,626	1,694	1,313	36	8,057	1,986	45,374
Fuel, fuel oil, ice dealers	53	6,176	16	1,137	37	5,039	2,819	2,056	164	373	294	62	36	2	189	170	4,124
Feed, farm, garden supply stores	127	22,824	41	4,282	86	18,542	13,557	4,908	(v)	512	454	(v)	(v)	27	7,140	302	10,668
Jewelry stores	45	6,413	11	638	34	5,775	2,455	991	2,329	429	310	1,111	846	...	...	329	7,881
Book, stationery stores	21	3,454	6	815	15	2,639	791	1,744	104	238	176	94	110	1	158	66	2,030
Sporting goods stores, bicycle stores	8	1,459	1	(x)	7	(x)	(x)	(x)	(x)	(x)	(x)	(x)	(x)	...	...	97	2,526
Florists	9	599	4	(x)	5	(x)	(x)	(x)	(x)	(x)	(x)	(x)	(x)	...	...	135	3,141
Music stores	20	3,262	6	390	14	2,872	1,239	696	937	70	68	410	312	1	163	62	1,769
Optical goods stores	...	...	...	...	...	...	...	...	...	...	...	...	...	...	...	13	181
Camera, photographic supply stores	5	723	3	(x)	2	(x)	(x)	(x)	(x)	(x)	(x)	(x)	(x)	1	13	27	712
All other retail stores	78	4,758	45	2,146	33	2,612	989	1,415	(v)	161	123	(v)	(v)	4	394	785	12,342

See footnotes at end of table.

Table 11G.—ANALYSIS OF CASH AND CREDIT SALES AND BALANCES DUE FOR LARGE STORES AND MULTIUNITS—STATE, BY KIND OF BUSINESS: 1948—Continued

KENTUCKY

[See text for explanatory material]

Kind of business	Large stores and multiunits													Small single-unit stores	
	Stores analyzing sales												Stores not analyzing sales		
	Total		Stores with cash sales only		Stores with credit sales										
					Total					Balances due from customers					
										On charge account sales		On installment sales			
	Stores	Sales, entire year	Number	Sales, entire year	Stores	Sales, entire year	Cash sales	Charge account sales	Installment sales	End of year	Beginning of year	End of year	Beginning of year	Number	Sales, entire year	Number	Sales, entire year
	(Number)	(Thousand dollars)		(Thousand dollars)	(Number)	(Thousand dollars)	(Thousand dollars)	(Thousand dollars)	(Thousand dollars)	(Thousand dollars)	(Thousand dollars)	(Thousand dollars)	(Thousand dollars)		(Thousand dollars)		(Thousand dollars)
State, total	4,968	1,068,396	2,155	347,538	2,813	720,858	411,405	225,859	83,594	37,562	31,134	21,212	16,166	108	21,934	24,814	591,757
Food group	982	212,515	603	137,755	379	74,760	50,186	24,053	521	2,357	1,883	116	87	22	3,422	10,806	201,532
Grocery stores, without fresh meat	59	5,694	34	3,803	25	1,891	938	883	70	87	35	12	13	4	677	5,985	51,943
Grocery stores, with fresh meat	772	178,484	472	122,496	300	55,988	41,031	14,650	307	1,608	1,260	70	50	16	2,506	4,176	135,243
Candy, nut, confectionery stores	31	1,391	28	(x)	3	(x)	(x)	(x)	(x)	(x)	(x)	(x)	(x)	...	...	174	1,978
Dairy products stores, milk dealers	45	15,408	20	3,746	25	11,662	4,015	7,647	...	550	487	...	...	1	212	43	1,850
All other food stores	75	11,538	49	(x)	26	(x)	(x)	(x)	(x)	(x)	(x)	(x)	(x)	1	27	428	10,518
Eating and drinking places	303	28,117	289	26,079	14	2,038	1,635	403	...	36	24	...	...	12	1,455	4,091	84,426
General stores	121	20,460	26	3,095	95	17,365	7,819	7,445	2,101	681	677	828	611	4	1,177	1,250	27,875
General merchandise group	458	166,587	282	63,990	176	102,597	57,569	28,644	16,384	7,369	5,549	4,068	3,224	9	1,610	684	20,377
Department stores	35	81,306	7	6,197	28	75,109	40,839	21,592	12,678	5,976	4,235	3,157	2,513	...	...	...	...
Dry goods, general merchandise stores	284	52,205	139	24,979	145	27,226	16,473	7,047	3,706	1,391	1,314	911	711	7	939	541	16,304
Variety stores	139	33,076	136	32,814	3	262	257	(v)	...	(v)	(v)	...	...	2	671	143	4,073
Apparel group	436	81,908	249	30,768	187	51,140	26,952	20,099	4,089	4,424	4,034	1,370	1,041	12	5,054	849	30,284
Men's, boys' clothing, furnishings stores	68	18,684	35	4,199	33	14,485	7,365	7,079	(v)	1,730	1,593	(v)	(v)	2	218	174	8,246
Family clothing stores	109	18,863	56	8,486	53	10,377	5,096	2,359	2,922	594	545	1,175	885	3	371	174	6,789
Women's ready-to-wear stores	138	30,767	63	8,966	75	21,801	11,300	9,695	806	1,927	1,728	118	93	7	4,465	193	6,185
Other apparel accessory, specialty stores	20	1,189	15	723	5	466	376	(v)	(v)	(v)	(v)	(v)	(v)	...	...	65	1,009
Shoe stores	84	10,963	74	8,149	10	2,819	2,206	613	...	104	98	...	...	...	...	132	5,199
Custom tailors	4	(x)	2	(x)	2	(x)	(x)	(x)	(x)	(x)	(x)	(x)	(x)	...	...	49	(x)
Furriers, fur shops	3	(x)	...	...	3	(x)	(x)	(x)	(x)	(x)	(x)	(x)	(x)	...	...	11	(x)
All other apparel stores	10	602	4	(x)	6	(x)	(x)	(x)	(x)	(x)	(x)	(x)	(x)	...	...	51	1,404
Furniture, furnishings, appliance group	331	54,821	37	3,089	294	51,732	17,198	12,573	21,961	2,764	2,399	8,844	6,719	3	633	839	23,743
Furniture stores	164	34,636	15	1,013	149	33,623	9,557	6,921	17,145	1,653	1,523	7,350	5,766	2	447	369	13,901
Floor covering, drapery stores	10	2,010	3	(x)	7	(x)	(x)	(x)	(x)	(x)	(x)	(x)	(x)	...	...	36	1,559
Other home furnishing stores	7	1,290	2	(x)	5	(x)	(x)	(x)	(x)	(x)	(x)	(x)	(x)	...	...	116	1,842
Household appliance stores	144	16,348	15	1,197	129	15,151	6,919	4,093	4,139	907	693	1,287	770	1	186	302	11,894
Radio stores	6	537	2	(x)	4	(x)	(x)	(x)	(x)	(x)	(x)	(x)	(x)	...	...	32	547
Automotive group	791	258,636	91	14,583	700	244,053	163,745	50,118	30,190	6,018	4,818	2,998	2,022	12	2,227	494	20,545
Motor vehicle (new and used) dealers	619	224,677	47	7,286	572	217,391	151,906	42,869	22,616	5,198	4,004	1,520	1,081	11	2,139	149	8,844
Motor vehicle (used) dealers	63	(x)	35	(x)	28	12,775	6,771	1,706	4,298	101	57	485	317	...	...	90	(x)
Tire, battery, accessory dealers	100	13,093	5	438	95	12,655	4,731	5,184	2,740	632	590	975	606	1	88	226	7,483
All other automotive dealers	9	(x)	4	(x)	5	1,232	337	359	536	87	167	18	18	...	...	29	(x)
Gasoline service stations	191	15,634	95	7,075	96	8,559	6,242	2,210	107	301	224	17	20	4	467	2,451	63,174
Lumber, building, hardware group	594	116,301	82	9,559	512	106,742	45,787	57,554	3,401	10,129	8,571	607	499	15	2,101	851	34,054
Lumber yards, building materials dealers	226	56,702	19	3,137	207	53,565	14,820	37,652	1,093	6,625	5,775	169	184	7	1,056	130	5,336
Plumbing, paint, electrical stores	65	6,751	15	936	50	5,815	1,973	3,470	372	501	426	52	43	1	142	202	6,666
Hardware stores	157	27,034	27	2,751	130	24,283	14,103	8,654	1,526	1,781	1,438	269	211	6	785	431	17,213
Farm equipment dealers	146	25,814	21	2,735	125	23,079	14,891	7,778	410	1,282	931	117	61	1	118	88	4,805
Drug and proprietary stores	194	31,613	119	20,028	75	11,585	9,077	2,418	90	357	305	16	12	4	624	596	26,277
Other retail stores	567	81,804	282	31,517	285	50,287	25,195	20,342	4,750	3,066	2,651	2,348	1,931	11	3,164	1,903	53,54
Fuel, fuel oil, ice dealers	72	12,182	21	2,130	51	10,352	3,529	6,499	24	961	865	12	14	1	132	228	6,365
Feed, farm, garden supply stores	154	29,258	28	4,325	126	24,933	15,061	9,818	54	1,274	1,063	16	9	2	2,071	228	9,212
Jewelry stores	61	7,589	12	731	49	6,858	3,033	1,259	2,566	354	302	1,241	1,059	...	...	188	5,754
Book, stationery stores	9	(x)	1	(x)	8	(x)	(x)	(x)	(x)	(x)	(x)	(x)	(x)	...	...	28	(x)
Sporting goods stores, bicycle stores	7	(x)	3	(x)	4	(x)	(x)	(x)	(x)	(x)	(x)	(x)	(x)	...	...	57	(x)
Florists	8	373	2	(x)	6	(x)	(x)	(x)	(x)	(x)	(x)	(x)	(x)	...	...	150	3,91
Music stores	12	2,601	4	(x)	8	(x)	(x)	(x)	(x)	(x)	(x)	(x)	(x)	...	...	35	1,24
Optical goods stores	2	(x)	...	...	2	(x)	(x)	(x)	(x)	(x)	(x)	(x)	(x)	...	...	19	(x)
Camera, photographic supply stores	3	(x)	...	...	3	(x)	(x)	(x)	(x)	(x)	(x)	(x)	(x)	...	...	13	(x)
All other retail stores	239	26,357	211	23,343	28	3,014	1,521	1,090	403	194	145	60	58	8	961	357	25,733

See footnotes at end of table.

Table 11G.—ANALYSIS OF CASH AND CREDIT SALES AND BALANCES DUE FOR LARGE STORES AND MULTIUNITS STATE, BY KIND OF BUSINESS 1948—Continued

LOUISIANA

(See text for explanatory material)

State, total	Large stores and multiunits: Stores analyzing sales: Total: Stores (Number)	Large stores and multiunits: Stores analyzing sales: Total: Sales, entire year (Thousand dollars)	Large stores and multiunits: Stores analyzing sales: Stores with cash sales only: Number	Large stores and multiunits: Stores analyzing sales: Stores with cash sales only: Sales, entire year (Thousand dollars)	Large stores and multiunits: Stores analyzing sales: Stores with credit sales: Total: Stores (Number)	Large stores and multiunits: Stores analyzing sales: Stores with credit sales: Total: Sales, entire year (Thousand dollars)	Large stores and multiunits: Stores analyzing sales: Stores with credit sales: Cash sales (Thousand dollars)	Large stores and multiunits: Stores analyzing sales: Stores with credit sales: Charge account sales (Thousand dollars)	Large stores and multiunits: Stores analyzing sales: Stores with credit sales: Installment sales (Thousand dollars)	Large stores and multiunits: Stores analyzing sales: Stores with credit sales: Balances due from customers: On charge account sales: End of year (Thousand dollars)	Large stores and multiunits: Stores analyzing sales: Stores with credit sales: Balances due from customers: On charge account sales: Beginning of year (Thousand dollars)	Large stores and multiunits: Stores analyzing sales: Stores with credit sales: Balances due from customers: On installment sales: End of year (Thousand dollars)	Large stores and multiunits: Stores analyzing sales: Stores with credit sales: Balances due from customers: On installment sales: Beginning of year (Thousand dollars)	Large stores and multiunits: Stores not analyzing sales: Number	Large stores and multiunits: Stores not analyzing sales: Sales, entire year (Thousand dollars)	Small single unit stores: Number	Small single unit stores: Sales, entire year (Thousand dollars)
State, total	4,150	1,[illegible],880	2,614	358,924	2,653	733,963	348,716	309,358	87,889	54,590	45,169	26,656	18,879	732	37,257	[illegible]	545,[illegible]
Food group	999	164,329	685	118,775	314	46,154	26,520	19,397	(v)	2,215	1,875	(v)	(v)	62	2,284	1,522	125,333
Grocery stores, without fresh meat	188	11,924	136	3,421	52	3,503	1,994	1,509	...	186	172	...	...	3	210	[illegible]	48,[illegible]
Grocery stores, with fresh meat	674	138,753	434	13,815	240	34,238	20,613	13,388	(v)	1,463	1,224	(v)	(v)	33	1,405	3,[illegible]	[illegible],6[illegible]
Candy, nut, confectionery stores	20	888	20	888	...	...	...	...	...	...	...	...	...	3	462	421	3,31[illegible]
Dairy products stores, milk dealers	22	4,650	18	(x)	4	(x)	(x)	(x)	(x)	(x)	(x)	(x)	(x)	3	442	26	[illegible]31
All other food stores	95	9,514	77	(x)	18	(x)	(x)	(x)	(x)	(x)	(x)	(x)	(x)	15	[illegible],188	[illegible]	[illegible],[illegible]2[illegible]
Eating and drinking places	581	42,366	556	(x)	25	(x)	(x)	(x)	(x)	(x)	(x)	(x)	(x)	36	4,232	[illegible],[illegible]52	[illegible],3[illegible]
General stores	130	20,633	29	4,116	101	16,517	8,187	8,010	320	1,489	1,402	124	85	1	139	718	1,131
General merchandise group	437	149,530	268	61,132	139	138,400	67,166	54,085	17,149	13,669	10,732	7,320	4,452	8	702	542	[illegible],[illegible]91
Department stores	33	117,284	4	(x)	29	(x)	(x)	(x)	(x)	(x)	(x)	(x)	(x)	...	...	...	...
Dry goods, general merchandise stores	244	49,220	141	25,103	108	24,194	11,794	10,619	1,781	2,107	1,755	628	523	6	594	436	12,[illegible]63
Variety stores	125	32,951	123	(x)	2	(x)	(x)	(x)	(x)	(x)	(x)	(x)	(x)	2	108	1[illegible]	2,1[illegible]
Apparel group	469	124,244	298	44,026	171	60,118	28,959	26,839	3,420	6,276	5,623	884	766	11	1,900	741	24,[illegible]5[illegible]
Men's, boys' clothing, furnishings stores	34	19,336	45	6,956	39	11,385	5,896	5,398	(v)	1,108	842	(v)	(v)	6	559	126	4,[illegible]85
Family clothing stores	122	27,713	42	5,630	60	21,383	9,802	9,088	2,493	2,078	1,986	649	574	1	116	135	6,79[illegible]
Women's ready-to-wear stores	131	38,513	78	17,935	53	20,578	9,947	10,067	564	2,692	2,411	123	82	2	1,120	182	5,345
Other apparel accessory, specialty stores	28	2,708	23	(x)	5	(x)	(x)	(x)	(x)	(x)	(x)	(x)	(x)	...	...	39	[illegible]44
Shoe stores	90	15,646	70	1[illegible],606	21	5,140	3,219	1,781	(v)	293	259	(x)	(v)	3	175	99	3,[illegible]38
Custom tailors	7	1,763	5	(x)	2	(x)	(x)	(x)	(x)	(x)	(x)	(x)	(x)	...	...	47	1,3[illegible]1
Furriers, fur shops	5	(x)	...	...	5	(x)	(x)	(x)	(x)	(x)	(x)	(x)	(x)	...	...	21	(x)
All other apparel stores	15	(x)	9	(x)	6	(x)	(x)	(x)	(x)	(x)	(x)	(x)	(x)	...	...	61	(x)
Furniture, furnishings, appliance group	418	68,216	37	2,483	381	65,533	17,710	16,958	30,865	4,212	3,519	12,612	9,061	14	3,[illegible]52	662	23,[illegible]2
Furniture stores	244	46,[illegible]98	15	864	229	45,234	10,333	10,898	24,003	3,260	2,732	10,896	8,110	3	923	243	9,[illegible]5[illegible]
Floor covering, drapery stores	8	921	...	...	8	921	215	623	83	90	115	47	28	1	134	35	1,15[illegible]
Other home furnishing stores	19	2,234	9	815	10	1,419	653	489	(v)	74	64	(v)	(v)	3	341	90	2,64[illegible]
Household appliance stores	143	(x)	11	(x)	132	(x)	(x)	(x)	(x)	(x)	(x)	(x)	(x)	3	1,659	246	(x)
Radio stores	4	(x)	2	(x)	2	(x)	(x)	(x)	(x)	(x)	(x)	(x)	(x)	...	...	48	(x)
Automotive group	622	247,[illegible]75	125	42,720	497	205,155	114,006	67,125	24,024	7,207	5,586	2,769	1,789	24	7,713	490	21,246
Motor vehicle (new and used) dealers	434	146,[illegible]06	31	10,972	403	185,934	106,483	59,688	19,763	6,219	4,757	1,799	1,186	12	5,162	115	6,6[illegible]
Motor vehicle (used) dealers	99	(x)	83	(x)	16	(x)	(x)	(x)	(x)	(x)	(x)	(x)	(x)	8	1,928	129	(x)
Tire, battery, accessory dealers	72	12,116	6	690	66	11,426	4,094	4,932	2,400	733	610	759	489	4	623	265	7,1[illegible]
All other automotive dealers	17	(x)	5	(x)	12	(x)	(x)	(x)	(x)	(x)	(x)	(x)	(x)	...	...	41	(x)
Gasoline service stations	253	20,847	129	8,396	124	12,451	7,582	4,708	161	652	507	27	13	23	2,670	2,044	55,[illegible]00
Lumber, building, hardware group	500	119,815	43	4,939	457	114,876	31,613	79,245	4,018	12,852	10,393	1,206	763	15	2,651	665	25,[illegible]04
Lumber yards, building materials dealers	264	75,280	16	2,662	248	72,618	14,966	56,170	1,482	9,246	7,395	487	334	7	1,644	157	7,321
Plumbing, paint, electrical stores	33	5,386	6	961	27	4,485	1,222	3,263	...	489	379	...	...	2	232	125	4,45[illegible]
Hardware stores	108	17,599	16	720	92	16,879	7,101	8,974	804	1,515	1,337	242	158	3	404	349	12,420
Farm equipment dealers	45	21,550	5	656	90	20,894	8,324	10,838	1,732	1,602	1,282	477	271	3	371	34	1,664
Drug and proprietary stores	186	29,550	79	12,773	107	16,777	13,505	3,272	...	579	598	...	...	13	1,994	693	27,634
Other retail stores	592	81,[illegible]35	295	(x)	317	(x)	(x)	(x)	(x)	(x)	(x)	(x)	(x)	25	3,845	1,661	41,542
Fuel, fuel oil, ice dealers	57	12,068	7	(x)	50	(x)	(x)	(x)	(x)	(x)	(x)	(x)	(x)	7	1,315	68	1,694
Feed, farm, garden supply stores	89	19,091	21	3,270	68	15,821	7,865	7,621	335	1,034	872	49	27	5	884	145	5,976
Jewelry stores	64	13,647	6	507	58	13,133	4,909	5,790	2,434	2,264	1,941	857	745	3	315	197	4,574
Book, stationery stores	26	4,356	2	(x)	24	(x)	(x)	(x)	(x)	(x)	(x)	(x)	(x)	1	434	53	1,268
Sporting goods stores, bicycle stores	19	(x)	4	(x)	15	(x)	(x)	(x)	(x)	(x)	(x)	(x)	(x)	1	106	61	(x)
Florists	14	1,437	3	(x)	11	(x)	(x)	(x)	(x)	(x)	(x)	(x)	(x)	...	...	182	3,529
Music stores	23	3,936	6	231	17	3,705	877	1,223	1,605	300	224	325	509	...	...	50	1,193
Optical goods stores	9	(x)	2	(x)	6	(x)	(x)	(x)	(x)	(x)	(x)	(x)	(x)	1	21	18	(x)
Camera, photographic supply stores	6	1,436	...	...	6	1,436	580	802	(v)	110	98	(v)	(v)	1	76	9	350
All other retail stores	226	22,853	224	15,959	62	6,894	2,596	3,563	735	383	348	48	46	6	694	878	20,701

See footnotes at end of table.

Table 11G.—ANALYSIS OF CASH AND CREDIT SALES AND BALANCES DUE FOR LARGE STORES AND MULTIUNITS—STATE, BY KIND OF BUSINESS: 1948—Continued

MAINE

[See text for explanatory material]

Kind of business	Large stores and multiunits: Stores analyzing sales: Total: Stores (Number)	Total: Sales, entire year (Thousand dollars)	Stores with cash sales only: Number	Stores with cash sales only: Sales, entire year (Thousand dollars)	Stores with credit sales: Total: Stores (Number)	Total: Sales, entire year (Thousand dollars)	Cash sales (Thousand dollars)	Charge account sales (Thousand dollars)	Installment sales (Thousand dollars)	Balances due from customers: On charge account sales: End of year (Thousand dollars)	On charge account sales: Beginning of year (Thousand dollars)	On installment sales: End of year (Thousand dollars)	On installment sales: Beginning of year (Thousand dollars)	Large stores and multiunits: Stores not analyzing sales: Number	Stores not analyzing sales: Sales, entire year (Thousand dollars)	Small single-unit stores: Number	Small single-unit stores: Sales, entire year (Thousand dollars)
State, total	2,283	477,700	983	160,545	1,300	317,155	152,455	123,910	30,790	17,762	15,675	7,365	5,923	54	8,112	9,506	269,839
Food group	625	118,781	414	81,536	211	37,245	21,933	15,294	(v)	1,275	1,090	3	5	11	1,532	3,243	101,843
Grocery stores, without fresh meat	185	23,764	181	23,393	4	371	285	(v)	...	(v)	(v)	...	...	1	154	1,200	23,530
Grocery stores, with fresh meat	360	79,311	180	53,255	180	26,056	18,180	7,858	(v)	756	655	(v)	(v)	9	1,266	1,630	67,051
Candy, nut, confectionery stores	22	1,138	22	1,138	...	...	...	...	...	...	...	...	...	...	...	126	2,261
Dairy products stores, milk dealers	31	11,920	13	2,279	18	9,641	2,749	6,892	...	472	398	...	...	...	...	48	2,011
All other food stores	27	2,648	18	1,471	9	1,177	719	458	...	38	28	...	...	1	112	239	6,990
Eating and drinking places	89	6,811	88	(x)	1	(x)	(x)	(x)	(x)	(x)	(x)	(x)	(x)	6	543	1,490	27,693
General stores	17	2,554	4	(x)	13	(x)	(x)	(x)	(x)	(x)	(x)	(x)	(x)	...	...	180	6,445
General merchandise group	155	58,018	112	21,607	43	36,411	24,124	6,691	5,596	1,114	1,166	1,219	883	4	676	206	5,244
Department stores	18	28,615	5	2,081	13	26,534	16,013	5,400	5,121	891	947	1,004	795	...	...	...	...
Dry goods, general merchandise stores	48	7,942	23	3,366	25	4,576	3,281	1,285	(v)	216	212	(v)	(v)	2	516	135	3,456
Variety stores	84	21,461	84	16,160	5	5,301	4,830	(v)	465	(v)	(v)	213	88	2	160	71	1,788
Apparel group	217	32,594	111	10,607	106	21,987	11,935	8,624	1,428	1,937	1,612	547	491	8	873	606	18,549
Men's, boys' clothing, furnishings stores	46	10,076	17	3,650	29	6,426	3,788	2,638	...	643	465	...	...	...	...	172	6,291
Family clothing stores	38	5,028	17	(x)	21	(x)	(x)	(x)	(x)	(x)	(x)	(x)	(x)	1	109	74	2,506
Women's ready-to-wear stores	60	11,773	25	1,987	35	9,786	4,917	4,777	92	976	873	56	68	5	739	142	4,380
Other apparel accessory, specialty stores	16	638	15	(x)	1	(x)	(x)	(x)	(x)	(x)	(x)	(x)	(x)	1	18	66	1,192
Shoe stores	43	3,940	32	(x)	11	(x)	(x)	(x)	(x)	(x)	(x)	(x)	(x)	1	7	99	3,138
Custom tailors	...	...	...	...	...	...	...	...	...	...	...	...	...	...	...	18	250
Furriers, fur shops	8	780	...	...	8	780	319	315	146	121	100	89	98	...	...	6	229
All other apparel stores	6	367	5	(x)	1	(x)	(x)	(x)	(x)	(x)	(x)	(x)	(x)	...	...	29	503
Furniture, furnishings, appliance group	173	23,311	9	922	164	22,389	6,414	6,631	9,344	1,295	1,087	3,805	2,993	...	...	392	10,722
Furniture stores	61	10,774	2	(x)	59	(x)	(x)	(x)	(x)	(x)	(x)	(x)	(x)	...	...	88	3,648
Floor covering, drapery stores	4	(x)	1	(x)	3	(x)	(x)	(x)	(x)	(x)	(x)	(x)	(x)	...	...	36	(x)
Other home furnishing stores	8	1,390	2	(x)	6	(x)	(x)	(x)	(x)	(x)	(x)	(x)	(x)	...	...	105	870
Household appliance stores	97	10,467	4	308	93	10,159	3,326	3,502	3,331	553	485	833	511	...	...	129	4,695
Radio stores	3	(x)	...	...	3	(x)	(x)	(x)	(x)	(x)	(x)	(x)	(x)	...	...	34	(x)
Automotive group	325	98,539	33	5,931	292	92,608	56,726	25,727	10,155	2,747	2,248	654	428	8	1,873	288	11,638
Motor vehicle (new and used) dealers	264	84,345	12	2,137	252	82,208	50,325	23,239	8,644	2,339	1,928	366	211	4	699	69	4,002
Motor vehicle (used) dealers	32	9,900	13	(x)	19	(x)	(x)	(x)	(x)	(x)	(x)	(x)	(x)	2	939	83	3,355
Tire, battery, accessory dealers	25	3,517	6	185	19	3,332	1,132	1,922	178	296	252	60	46	1	103	114	3,776
All other automotive dealers	4	777	2	(x)	2	(x)	(x)	(x)	(x)	(x)	(x)	(x)	(x)	1	132	17	565
Gasoline service stations	69	5,805	19	1,011	50	4,794	3,519	1,275	...	245	229	...	...	6	578	1,350	34,911
Lumber, building, hardware group	182	44,352	20	3,046	162	42,306	14,907	25,418	1,911	3,973	3,572	187	181	4	429	334	13,082
Lumber yards, building materials dealers	71	19,222	5	742	66	18,480	3,080	15,365	(v)	2,174	1,874	(v)	(v)	1	135	71	2,404
Plumbing, paint, electrical stores	26	3,516	3	(x)	17	(x)	(x)	(x)	(x)	(x)	(x)	(x)	(x)	...	...	82	2,679
Hardware stores	49	9,125	7	(x)	42	(x)	(x)	(x)	(x)	(x)	(x)	(x)	(x)	3	294	148	4,216
Farm equipment dealers	42	12,489	5	367	37	12,122	6,272	4,546	(v)	776	712	(v)	(v)	...	...	33	1,783
Drug and proprietary stores	63	5,881	49	4,126	14	1,755	1,497	258	...	36	25	...	...	1	114	309	13,402
Other retail stores	368	81,054	124	25,315	244	55,739	20,218	33,230	2,291	4,908	4,546	928	921	6	1,494	1,138	28,185
Fuel, fuel oil, ice dealers	92	22,718	3	(x)	89	(x)	(x)	(x)	(x)	(x)	(x)	(x)	(x)	2	820	195	6,721
Feed, farm, garden supply stores	115	30,512	16	4,274	99	26,238	10,241	15,994	(v)	2,192	1,966	(v)	(v)	3	579	69	3,161
Jewelry stores	35	4,323	4	(x)	31	(x)	(x)	(x)	(x)	(x)	(x)	(x)	(x)	1	104	111	3,753
Book, stationery stores	6	726	2	(x)	4	(x)	(x)	(x)	(x)	(x)	(x)	(x)	(x)	...	...	36	585
Sporting goods stores, bicycle stores	4	(x)	2	(x)	2	(x)	(x)	(x)	(x)	(x)	(x)	(x)	(x)	...	...	67	(x)
Florists	1	(x)	1	(x)	...	...	...	...	...	...	...	...	...	...	...	49	(x)
Music stores	10	(x)	6	(x)	4	(x)	(x)	(x)	(x)	(x)	(x)	(x)	(x)	...	...	21	(x)
Optical goods stores	...	...	...	...	...	...	...	...	...	...	...	...	...	...	...	...	...
Camera, photographic supply stores	3	(x)	2	(x)	1	(x)	(x)	(x)	(x)	(x)	(x)	(x)	(x)	...	...	12	(x)
All other retail stores	102	21,066	88	20,459	14	607	358	244	(v)	34	24	(v)	(v)	...	...	554	1,744

See footnotes at end of table.

Table 11G.—ANALYSIS OF CASH AND CREDIT SALES AND BALANCES DUE FOR LARGE STORES AND MULTIUNITS STATE, BY KIND OF BUSINESS 1948—Continued

MARYLAND

[See text for explanatory material]

Kind of business	Large stores and multiunits													Small single unit stores	
	Total		Stores with cash sales only		Stores analyzing sales								Stores not analyzing sales		
					Total		Stores with credit sales								
										Balances due from customers					
										On charge account sales		On installment sales			
	Stores	Sales, entire year	Number	Sales, entire year	Stores	Sales, entire year	Cash sales	Charge account sales	Installment sales	End of year	Beginning of year	End of year	Beginning of year	Number	Sales, entire year
	(Number)	(Thousand dollars)		(Thousand dollars)	(Number)	(Thousand dollars)	(Thousand dollars)	(Thousand dollars)	(Thousand dollars)	(Thousand dollars)	(Thousand dollars)	(Thousand dollars)	(Thousand dollars)		(Thousand dollars)
State, total	5,127	1,350,142	2,860	473,022	2,267	876,820	431,637	328,244	116,939	49,833	44,902	48,493	38,174	60	19,272
Food group	1,338	386,509	1,047	220,780	262	85,799	37,252	48,400	147	3,182	2,780	25	17	14	2,167
Grocery stores, without fresh meat	113	10,231	95	7,836	18	2,395	1,595	800	...	153	136	...	...	3	364
Grocery stores, with fresh meat	711	221,130	525	185,514	186	35,616	26,643	8,973	...	1,037	918	...	...	1	1,669
Candy, nut, confectionery stores	137	6,290	134	(x)	3	(x)	(x)	(x)	(x)	(x)	(x)	(x)	(x)	...	...
Dairy products stores, milk dealers	80	45,912	55	2,880	25	42,932	5,983	36,949	...	1,776	1,531	...	...	...	...
All other food stores	368	83,116	238	(x)	30	(x)	(x)	(x)	(x)	(x)	(x)	(x)	(x)	1	139
Eating and drinking places	522	58,460	495	53,550	27	4,910	4,477	433	...	89	66	...	...	6	496
General stores	26	4,588	13	1,643	13	2,445	1,684	470	291	108	97	177	111	...	...
General merchandise group	217	269,960	151	45,529	66	223,531	113,135	61,298	49,098	14,847	15,353	26,066	21,164	1	267
Department stores	35	223,562	4	(x)	31	(x)	(x)	(x)	(x)	(x)	(x)	(x)	(x)	...	...
Dry goods, general merchandise stores	67	12,413	33	4,216	34	8,197	2,383	1,640	4,174	577	536	2,223	1,804	1	267
Variety stores	115	33,985	114	(x)	1	(x)	(x)	(x)	(x)	(x)	(x)	(x)	(x)	...	...
Apparel group	579	86,926	366	36,226	213	50,700	26,266	20,732	3,702	4,786	4,236	1,106	1,052	4	354
Men's, boys' clothing, furnishings stores	126	18,235	82	7,272	44	10,963	5,756	4,797	410	1,082	881	182	170	1	129
Family clothing stores	73	15,332	32	6,615	41	8,717	4,972	2,677	1,068	773	676	395	339	...	...
Women's ready-to-wear stores	156	31,394	70	9,542	86	21,552	10,235	9,619	1,698	2,137	1,943	350	333	...	...
Other apparel accessory, specialty stores	40	2,211	35	1,569	5	642	371	271	...	74	77	...	...	3	234
Shoe stores	149	16,174	129	10,209	20	5,965	3,894	2,071	...	418	387	...	...	...	...
Custom tailors	4	284	4	284	...	...	...	...	...	...	...	...	...	...	...
Furriers, fur shops	12	2,465	...	...	12	2,465	754	1,185	526	283	260	179	210	...	...
All other apparel stores	19	1,131	14	735	5	396	284	(v)	...	(v)	(v)	...	...	...	...
Furniture, furnishings, appliance group	344	76,818	37	4,656	307	66,162	15,047	19,059	32,056	3,351	2,852	14,259	10,443	4	602
Furniture stores	149	38,851	9	899	140	37,952	7,391	7,948	22,613	2,089	1,781	11,153	8,669	1	154
Floor covering, drapery stores	16	3,069	4	(x)	12	(x)	(x)	(x)	(x)	(x)	(x)	(x)	(x)	1	144
Other home furnishing stores	22	4,639	4	(x)	18	(x)	(x)	(x)	(x)	(x)	(x)	(x)	(x)	...	...
Household appliance stores	142	20,728	15	913	127	19,815	5,425	7,890	6,500	782	696	2,102	1,003	2	354
Radio stores	15	3,531	5	1,741	10	1,790	518	686	586	123	87	169	94	...	...
Automotive group	586	246,101	129	29,162	457	216,939	149,927	46,839	20,173	4,348	3,660	2,084	1,472	8	1,668
Motor vehicle (new and used) dealers	411	213,736	47	15,483	364	198,253	141,178	43,319	13,756	3,894	3,320	865	553	3	806
Motor vehicle (used) dealers	83	19,530	58	11,078	25	8,452	4,292	213	3,947	25	25	642	602	1	418
Tire, battery, accessory dealers	73	9,626	15	1,239	58	8,387	3,860	2,795	1,732	366	292	533	317	3	274
All other automotive dealers	19	3,209	9	1,362	10	1,847	597	512	738	63	23	39	...	1	170
Gasoline service stations	255	22,770	93	8,662	162	14,108	10,459	3,552	(v)	406	354	(v)	(v)	9	1,082
Lumber, building, hardware group	328	88,293	45	6,599	283	81,694	26,154	52,449	3,091	8,333	6,990	492	374	3	628
Lumber yards, building materials dealers	145	55,882	14	3,862	131	52,020	12,328	38,450	(v)	6,142	5,102	(v)	(v)	...	...
Plumbing, paint, electrical stores	37	5,566	7	307	30	5,259	1,290	3,691	278	536	597	130	147	1	177
Hardware stores	81	14,420	19	1,746	62	12,674	7,484	3,811	(v)	755	669	(v)	(v)	...	...
Farm equipment dealers	65	12,425	5	684	60	11,741	5,052	6,497	192	900	622	105	44	2	451
Drug and proprietary stores	239	39,174	198	33,195	41	5,979	5,174	805	...	106	88	...	...	2	308
Other retail stores	722	157,773	486	33,220	436	124,553	42,862	74,207	8,284	10,277	8,426	4,270	3,378	11	1,730
Fuel, fuel oil, ice dealers	112	36,415	15	1,895	97	34,520	8,070	26,177	273	3,848	3,388	54	35	1	529
Feed, farm, garden supply stores	182	61,759	9	1,369	173	60,390	21,076	38,995	319	4,710	3,440	68	53	8	1,029
Jewelry stores	70	14,491	11	755	59	13,736	5,346	2,410	5,980	776	776	3,150	2,668	1	40
Book, stationery stores	26	4,378	2	(x)	24	(x)	(x)	(x)	(x)	(x)	(x)	(x)	(x)	...	...
Sporting goods stores, bicycle stores	9	1,861	4	(x)	5	(x)	(x)	(x)	(x)	(x)	(x)	(x)	(x)	...	...
Florists	29	2,006	19	1,203	10	803	238	565	...	65	48	...	...	...	...
Music stores	29	2,100	11	259	18	1,841	849	564	428	184	138	129	125	...	...
Optical goods stores	14	1,352	8	697	6	655	461	191	(v)	33	31	(v)	(v)	...	...
Camera, photographic supply stores	11	1,353	6	536	5	817	620	197	...	36	25	...	...	...	...
All other retail stores	240	32,058	201	25,999	39	6,059	3,494	2,302	(v)	274	246	(v)	(v)	1	102

See footnotes at end of table.

Table 11G.—ANALYSIS OF CASH AND CREDIT SALES AND BALANCES DUE FOR LARGE STORES AND MULTIUNITS—STATE, BY KIND OF BUSINESS: 1948—Continued

MASSACHUSETTS

[See text for explanatory material]

Kind of business	Large stores and multiunits													Small single-unit stores	
	Stores analyzing sales												Stores not analyzing sales		
	Total		Stores with cash sales only		Stores with credit sales										
					Total					Balances due from customers					
										On charge account sales		On installment sales			
	Stores (Number)	Sales, entire year (Thousand dollars)	Number	Sales, entire year (Thousand dollars)	Stores (Number)	Sales, entire year (Thousand dollars)	Cash sales (Thousand dollars)	Charge account sales (Thousand dollars)	Installment sales (Thousand dollars)	End of year (Thousand dollars)	Beginning of year (Thousand dollars)	End of year (Thousand dollars)	Beginning of year (Thousand dollars)	Number	Sales, entire year (Thousand dollars)
State, total	12,312	2,985,298	6,487	1,043,859	5,825	1,941,439	927,334	831,616	182,489	118,605	106,836	50,166	43,868	481	89,752
Food group	3,315	784,033	2,442	515,475	873	268,558	117,136	151,148	274	11,477	10,212	77	66	134	24,504
Grocery stores, without fresh meat	746	88,525	709	73,459	37	15,066	6,941	8,125	...	1,466	1,438	...	...	7	890
Grocery stores, with fresh meat	1,478	487,611	913	369,060	565	118,551	83,128	35,267	(v)	3,385	2,921	(v)	(v)	69	15,014
Candy, nut, confectionery stores	237	9,735	229	8,910	8	825	550	275	...	102	87	...	...	2	162
Dairy products stores, milk dealers	350	141,451	173	22,379	177	119,072	16,180	102,892	...	6,147	5,454	...	...	15	2,707
All other food stores	504	56,711	418	41,667	86	15,044	10,337	4,589	(v)	377	312	(v)	(v)	41	5,751
Eating and drinking places	1,198	152,530	1,149	139,107	49	13,423	10,781	2,642	...	218	195	...	...	68	7,842
General stores	12	1,132	4	104	8	1,028	647	381	...	46	43	...	...	...	...
General merchandise group	634	502,017	490	116,882	144	385,135	217,164	123,877	44,094	13,964	18,682	12,226	11,949	8	2,473
Department stores	106	391,446	33	22,796	73	368,650	205,176	120,403	43,071	19,372	18,159	11,634	11,579	...	...
Dry goods, general merchandise stores	180	28,602	118	16,704	62	11,898	7,754	3,424	720	543	508	381	217	6	2,253
Variety stores	348	81,969	339	77,382	9	4,587	4,234	(v)	303	(v)	(v)	211	153	2	220
Apparel group	1,456	275,616	790	81,988	666	193,628	91,451	81,270	20,907	17,779	16,770	6,494	6,315	54	8,371
Men's, boys' clothing, furnishings stores	274	51,104	122	13,203	152	37,901	21,787	14,662	1,512	3,130	2,826	609	504	4	586
Family clothing stores	158	43,203	43	6,844	115	36,359	14,485	15,115	6,759	4,278	3,777	2,568	2,177	7	1,486
Women's ready-to-wear stores	425	114,880	183	22,799	242	92,196	42,347	41,729	8,114	8,564	8,344	2,767	3,050	27	4,869
Other apparel accessory, specialty stores	166	8,818	145	7,106	21	1,712	1,103	709	...	108	102	...	...	5	309
Shoe stores	342	42,512	267	29,934	75	12,578	9,142	3,527	(v)	543	506	(v)	(v)	7	556
Custom tailors	11	1,791	2	(x)	9	(x)	(x)	(x)	(x)	(x)	(x)	(x)	(x)	...	...
Furriers, fur shops	37	8,822	2	(x)	35	(x)	(x)	(x)	(x)	(x)	(x)	(x)	(x)	2	315
All other apparel stores	43	4,486	26	1,739	17	2,747	1,826	917	(v)	194	165	(v)	(v)	2	250
Furniture, furnishings, appliance group	847	150,725	122	11,712	725	139,013	37,562	50,425	51,026	11,017	9,815	18,789	15,299	22	4,418
Furniture stores	390	79,986	44	5,691	346	74,295	15,936	27,443	30,916	7,206	6,594	12,339	10,403	9	2,718
Floor covering, drapery stores	63	10,808	28	2,196	35	8,612	2,305	5,302	435	873	806	145	85	2	171
Other home furnishing stores	53	7,872	24	1,624	29	6,248	1,588	946	3,714	255	221	1,391	1,269	3	406
Household appliance stores	290	45,128	16	1,293	274	43,835	15,183	14,652	14,000	2,857	2,001	4,714	3,314	7	1,118
Radio stores	51	6,931	10	908	41	6,023	2,480	2,076	1,467	336	191	201	158	1	105
Automotive group	1,272	458,983	175	37,681	1,097	421,302	270,900	108,104	41,298	11,120	8,874	3,625	3,448	57	17,917
Motor vehicle (new and used) dealers	967	400,355	52	16,145	915	384,210	254,266	99,482	33,062	9,309	7,504	2,751	1,965	35	11,644
Motor vehicle (used) dealers	145	33,506	82	17,275	63	16,231	8,961	1,574	5,696	291	148	34	219	12	3,485
Tire, battery, accessory dealers	138	20,369	32	2,628	106	17,741	6,496	5,098	6,147	1,416	1,113	53	284	10	2,788
All other automotive dealers	22	4,153	9	1,633	13	2,520	1,177	95	(v)	105	109	(v)	(v)	...	...
Gasoline service stations	381	33,457	143	10,223	238	23,234	14,283	8,269	(v)	1,247	1,109	(v)	(v)	21	5,533
Lumber, building, hardware group	737	187,945	89	7,093	648	180,852	47,976	125,428	7,468	12,622	14,286	653	456	25	6,166
Lumber yards, building materials dealers	322	118,853	13	1,513	309	117,340	20,296	95,418	1,626	13,295	10,528	185	126	12	4,458
Plumbing, paint, electrical stores	155	19,510	16	1,184	139	18,326	6,536	10,976	814	1,576	1,417	52	55	15	1,356
Hardware stores	227	41,365	54	3,589	173	38,276	19,074	14,398	4,804	2,195	1,977	361	247	2	219
Farm equipment dealers	33	7,717	6	807	27	6,910	2,070	4,616	224	556	364	55	28	1	133
Drug and proprietary stores	449	56,890	283	32,736	166	24,154	21,255	2,836	(v)	433	357	(v)	(v)	8	953
Other retail stores	2,011	381,970	800	90,858	1,211	291,112	98,179	175,656	17,277	27,697	26,483	8,285	7,362	84	14,575
Fuel, fuel oil, ice dealers	537	151,207	40	4,010	497	147,197	41,108	103,807	2,282	16,597	15,760	394	199	14	5,070
Feed, farm, garden supply stores	204	58,500	23	6,734	181	51,766	13,629	37,929	208	4,769	4,689	99	43	4	532
Jewelry stores	141	28,650	22	1,198	119	27,452	10,312	7,311	9,829	1,612	1,554	4,904	4,542	10	813
Book, stationery stores	114	18,505	15	1,046	99	17,459	6,619	8,092	2,748	1,461	1,366	2,135	2,136	3	257
Sporting goods stores, bicycle stores	38	4,410	12	297	26	4,113	2,244	1,822	(v)	272	341	(v)	(v)	4	1,029
Florists	53	3,234	16	(x)	37	(x)	(x)	(x)	(x)	(x)	(x)	(x)	(x)	...	...
Music stores	29	5,012	8	242	21	4,770	1,528	2,062	1,180	267	314	457	378	4	961
Optical goods stores	19	1,382	1	(x)	18	(x)	(x)	(x)	(x)	(x)	(x)	(x)	(x)	..	...
Camera, photographic supply stores	24	4,032	6	472	18	3,560	2,134	1,355	(v)	285	213	(v)	(v)	1	295
All other retail stores	852	107,038	657	76,375	195	30,663	18,672	11,275	716	2,050	1,885	166	122	39	5,319

See footnotes at end of table.

Table 11G.—ANALYSIS OF CASH AND CREDIT SALES AND BALANCES DUE FOR LARGE STORES AND MULTIUNITS STATE, BY KIND OF BUSINESS 1948—Continued

MICHIGAN

[See text for explanatory material]

Kind of business	Large stores and multiunits: Total: Stores (Number)	Total: Sales, entire year (Thousand dollars)	Stores analyzing sales: Stores with cash sales only: Number	Stores with cash sales only: Sales, entire year (Thousand dollars)	Stores with credit sales: Total: Stores (Number)	Stores with credit sales: Total: Sales, entire year (Thousand dollars)	Cash sales (Thousand dollars)	Charge account sales (Thousand dollars)	Installment sales (Thousand dollars)	Balances due from customers: On charge account sales: End of year (Thousand dollars)	On charge account sales: Beginning of year (Thousand dollars)	On installment sales: End of year (Thousand dollars)	On installment sales: Beginning of year (Thousand dollars)	Stores not analyzing sales: Number	Stores not analyzing sales: Sales, entire year (Thousand dollars)	Small single-unit stores: Number	Small single-unit stores: Sales, entire year (Thousand dollars)
State, total	[illegible]	[illegible]	[illegible]	[illegible]	[illegible]	[illegible]	[illegible]	[illegible]	29[illegible],215	[illegible]	[illegible],313	[illegible]	[illegible]	[illegible]	[illegible]	52,574	[illegible]
Food group	3,7[illegible]	[illegible]	[illegible]	63[illegible],353	[illegible]	3[illegible],235	[illegible]	[illegible]	[illegible]	[illegible]	6,337	[illegible]	[illegible]	16[illegible]	[illegible]	14,325	[illegible]
Grocery stores, without fresh meat	[illegible]	[illegible]	43[illegible]	4[illegible]	[illegible]	11,04[illegible]	9,483	1,445	(v)	199	134	(v)	(v)	11	[illegible]	[illegible]	[illegible]
Grocery stores, with fresh meat	[illegible]	[illegible],453	[illegible]	[illegible]	739	191,75[illegible]	16[illegible],392	29,33[illegible]	(v)	[illegible],846	[illegible],42[illegible]	(v)	(v)	11[illegible]	15,[illegible]	[illegible]	31[illegible],33[illegible]
Candy, nut, confectionery stores	[illegible]	[illegible],335	167	(x)	3	(x)	(x)	(x)	(x)	(x)	(x)	(x)	(x)	[illegible]	[illegible]	[illegible]	[illegible]
Dairy products stores, milk dealers	[illegible]	[illegible]	[illegible]	[illegible]	125	83,512	33,252	[illegible]	...	4,061	3,431	...	...	16	[illegible]	364	[illegible],434
All other food stores	[illegible]	56,719	291	(x)	71	(x)	(x)	(x)	(x)	(x)	(x)	(x)	(x)	[illegible]	[illegible]	1,95[illegible]	[illegible]
Eating and drinking places	[illegible]	[illegible]	[illegible]	[illegible],482	[illegible]	[illegible],523	7,967	556	...	66	65	...	...	[illegible]	[illegible]	[illegible]	[illegible]
General stores	[illegible]	[illegible]	13	[illegible]	4[illegible]	[illegible]	5,1[illegible]	1,63[illegible]	(v)	252	234	(v)	(v)	3	41[illegible]	[illegible]	[illegible]
General merchandise group	73[illegible]	673,13[illegible]	564	[illegible]	173	465,2[illegible]	[illegible],492	119,491	81,21[illegible]	[illegible],258	2[illegible],797	23,703	19,41[illegible]	1[illegible]	1,7[illegible]	[illegible]	[illegible]
Department stores	11[illegible]	[illegible]	3[illegible]	74,426	89	442,283	249,450	114,935	78,898	21,893	19,93[illegible]	22,362	18,757	1	1,307	...	...
Dry goods, general merchandise stores	21[illegible]	[illegible],348	133	27,508	79	2[illegible],840	14,131	4,498	2,221	958	858	693	607	4	132	447	14,7[illegible]
Variety stores	[illegible]	[illegible]	401	1[illegible],996	5	[illegible],077	1,911	68	98	7	9	48	46	5	341	453	13,[illegible]
Apparel group	[illegible]	322,595	1,115	143,580	589	179,015	96,480	67,077	15,458	12,308	11,308	4,465	3,742	53	7,981	[illegible]	[illegible]
Men's, boys' clothing, furnishings stores	393	[illegible]	21	31,437	183	50,03[illegible]	32,760	16,207	1,063	2,895	[illegible],499	23[illegible]	164	9	702	620	[illegible]
Family clothing stores	167	4[illegible],697	56	7,17[illegible]	111	35,527	14,405	13,213	7,909	[illegible],841	2,870	3,[illegible]	2,555	5	482	262	[illegible]
Women's ready-to-wear stores	[illegible]	125,318	313	5[illegible],500	192	74,808	39,378	31,329	4,101	5,416	5,128	636	551	22	4,619	608	[illegible]
Other apparel accessory, specialty stores	17[illegible]	12,383	1[illegible]	1[illegible],715	14	1,668	1,263	405	...	35	38	...	...	1	123	302	4,232
Shoe stores	3[illegible]	[illegible]	344	41,[illegible]43	52	8,220	[illegible],446	1,749	(v)	217	207	(v)	(v)	7	791	477	17,[illegible]39
Custom tailors	15	[illegible],001	7	(x)	8	(x)	(x)	(x)	(x)	(x)	(x)	(x)	(x)	3	155	17	[illegible]
Furriers, fur shops	22	6,7[illegible]6	1	(x)	21	(x)	(x)	(x)	(x)	(x)	(x)	(x)	(x)	1	[illegible]66	72	2,51[illegible]
All other apparel stores	42	2,770	34	2,079	8	691	460	231	...	35	34	...	...	5	443	[illegible]	[illegible]
Furniture, furnishings, appliance group	[illegible]	2[illegible],549	137	15,577	964	184,972	59,586	52,176	73,210	8,875	[illegible],595	2[illegible],007	13,350	43	5,117	[illegible],234	6[illegible],541
Furniture stores	4[illegible]9	95,145	33	4,150	376	90,995	24,284	22,017	44,694	4,771	4,186	13,321	9,21[illegible]	18	2,208	473	[illegible],35[illegible]
Floor covering, drapery stores	11[illegible]	22,248	4[illegible]	5,388	72	16,860	6,756	9,304	800	1,057	831	295	218	8	926	254	8,[illegible]86
Other home furnishing stores	46	1[illegible],844	13	[illegible],128	33	8,716	3,014	1,687	4,015	181	166	1,152	849	2	119	322	5,641
Household appliance stores	5[illegible]7	69,328	4[illegible]	3,387	465	65,941	24,559	18,692	22,690	2,795	2,343	5,217	3,044	13	1,758	825	28,435
Radio stores	27	[illegible],984	9	524	18	2,460	973	476	(v)	71	69	(v)	(v)	2	1[illegible]6	36[illegible]	6,[illegible]23
Automotive group	[illegible],2[illegible]	1,[illegible],614	486	135,228	1,714	874,386	652,095	139,110	83,181	14,603	12,232	5,117	3,[illegible]78	92	31,110	1,532	61,82[illegible]
Motor vehicle (new and used) dealers	1,5[illegible]1	833,288	171	59,051	1,330	774,237	599,857	118,700	55,680	12,311	10,254	2,393	1,400	49	22,282	350	21,448
Motor vehicle (used) dealers	424	127,857	266	70,413	158	57,444	31,945	5,526	19,973	375	239	979	573	32	6,896	412	17,322
Tire, battery, accessory dealers	[illegible]	35,2[illegible]	1[illegible]	1,333	1[illegible]	33,871	14,553	13,658	5,660	1,791	1,642	1,620	1,081	7	1,292	529	15,[illegible]1
All other automotive dealers	64	13,265	31	4,431	38	8,834	5,740	1,226	1,868	126	97	125	24	4	640	241	[illegible],249
Gasoline service stations	764	81,154	359	36,137	405	45,017	33,347	11,400	(v)	1,555	1,214	(v)	(v)	96	13,178	7,666	253,556
Lumber, building, hardware group	1,663	381,113	125	23,916	1,478	357,197	123,378	217,828	15,391	31,303	28,991	2,005	1,534	51	7,241	3,197	121,483
Lumber yards, building materials dealers	732	231,454	38	8,010	694	223,444	55,486	163,251	4,707	23,914	22,587	566	403	20	3,499	358	16,726
Plumbing, paint, electrical stores	26[illegible]	36,353	32	2,981	228	33,372	8,554	21,440	(v)	2,506	2,404	(v)	(v)	10	1,320	967	31,52[illegible]
Hardware stores	364	61,644	79	8,410	285	53,234	31,269	17,408	4,557	2,863	2,392	89[illegible]	693	10	1,109	1,488	54,297
Farm equipment dealers	30[illegible]	51,[illegible]	36	4,515	271	47,147	28,669	15,729	2,749	2,020	1,608	405	258	11	1,313	384	18,94[illegible]
Drug and proprietary stores	[illegible]	162,24[illegible]	[illegible]	137,354	150	24,886	2[illegible],406	4,479	(v)	622	492	(v)	(v)	29	3,791	1,447	66,221
Other retail stores	1,580	299,355	477	58,1[illegible]6	1,103	241,249	115,117	104,146	21,986	13,868	13,048	8,660	6,755	86	19,738	5,920	146,[illegible]46
Fuel, fuel oil, ice dealers	4[illegible]3	1[illegible]4,002	33	4,910	370	99,092	44,358	54,536	198	6,625	6,380	36	33	24	6,[illegible]56	647	24,323
Feed, farm, garden supply stores	271	66,144	42	8,807	229	57,337	35,047	21,959	331	2,156	1,947	60	43	26	9,290	374	13,316
Jewelry stores	206	30,462	29	1,477	177	28,985	12,536	6,441	10,008	1,982	1,826	4,057	3,322	10	1,340	659	17,766
Book, stationery stores	64	14,546	5	235	59	14,311	4,081	7,817	2,413	1,067	1,107	2,069	1,775	...	...	149	3,331
Sporting goods stores, bicycle stores	39	8,124	12	686	27	7,438	4,543	2,840	(v)	382	390	(v)	(v)	...	...	455	9,744
Florists	51	3,178	24	987	27	2,191	648	1,543	...	285	262	...	...	4	456	606	12,353
Music stores	68	13,833	15	616	53	13,217	3,334	1,346	8,537	197	180	[illegible],318	1,479	1	104	203	4,878
Optical goods stores	17	978	3	(x)	14	(x)	(x)	(x)	(x)	(x)	(x)	(x)	(x)	...	...	27	724
Camera, photographic supply stores	26	4,524	4	(x)	22	(x)	(x)	(x)	(x)	(x)	(x)	(x)	(x)	2	262	115	3,519
All other retail stores	435	53,564	31[illegible]	4[illegible],010	125	13,554	7,061	6,113	380	962	776	96	86	19	2,230	2,685	56,092

See footnotes at end of table.

Table 11G.—ANALYSIS OF CASH AND CREDIT SALES AND BALANCES DUE FOR LARGE STORES AND MULTIUNITS—STATE, BY KIND OF BUSINESS: 1948—Continued

MINNESOTA

[See text for explanatory material]

Kind of business	Large stores and multiunits														Small single-unit stores	
	Stores analyzing sales												Stores not analyzing sales			
	Total		Stores with cash sales only		Stores with credit sales											
					Total					Balances due from customers						
										On charge account sales		On installment sales				
	Stores (Number)	Sales, entire year (Thousand dollars)	Number	Sales, entire year (Thousand dollars)	Stores (Number)	Sales, entire year (Thousand dollars)	Cash sales (Thousand dollars)	Charge account sales (Thousand dollars)	Installment sales (Thousand dollars)	End of year (Thousand dollars)	Beginning of year (Thousand dollars)	End of year (Thousand dollars)	Beginning of year (Thousand dollars)	Number	Sales, entire year (Thousand dollars)	Number	Sales, entire year (Thousand dollars)
State, total	8,652	2,023,114	3,110	487,881	5,542	1,535,233	899,557	515,753	119,923	76,931	65,619	31,746	24,956	243	39,350	26,346	843,598
Food group	1,801	355,049	1,003	190,634	798	164,415	102,384	61,609	422	5,740	5,067	95	42	53	8,597	6,329	228,609
Grocery stores, without fresh meat	220	30,111	131	17,307	89	12,804	8,705	4,054	(v)	417	381	(v)	(v)	7	1,600	2,555	75,833
Grocery stores, with fresh meat	1,159	248,759	577	145,248	580	103,511	66,660	36,734	(v)	3,537	3,112	(v)	(v)	33	4,586	2,428	110,143
Candy, nut, confectionery stores	88	4,094	79	3,057	9	1,037	717	320	...	49	32	...	...	3	339	242	4,093
Dairy products stores, milk dealers	90	39,979	42	8,775	48	31,204	16,179	15,025	...	1,253	1,113	...	...	3	433	177	6,845
All other food stores	246	32,106	174	16,247	72	15,859	10,123	5,476	260	484	429	62	39	7	1,639	927	31,695
Eating and drinking places	617	70,417	584	61,823	33	8,594	7,282	1,312	...	211	154	...	...	26	3,270	6,695	155,991
General stores	118	22,219	23	3,081	95	19,138	14,712	4,187	239	566	631	44	31	5	800	368	14,708
General merchandise group	404	387,860	245	59,064	159	328,796	210,966	78,651	38,179	13,921	13,159	13,290	11,235	1	124	508	17,835
Department stores	51	296,761	3	(x)	48	(x)	(x)	(x)	(x)	(x)	(x)	(x)	(x)	...	...	...	...
Dry goods, general merchandise stores	217	61,597	109	29,629	108	31,968	24,292	6,543	1,133	1,088	921	214	190	1	124	197	8,563
Variety stores	136	29,502	133	(x)	3	(x)	(x)	(x)	(x)	(x)	(x)	(x)	(x)	...	...	311	9,272
Apparel group	601	128,956	266	32,491	335	96,465	52,626	39,879	3,960	7,856	7,001	929	910	11	1,435	1,260	41,937
Men's, boys' clothing, furnishings stores	193	33,723	81	1,703	102	23,720	13,099	9,832	(v)	1,802	1,561	(v)	(v)	1	22	304	13,052
Family clothing stores	71	31,797	24	5,154	47	26,643	14,392	10,087	1,564	1,900	1,639	508	430	...	...	130	5,444
Women's ready-to-wear stores	165	43,829	47	6,726	118	37,103	20,203	16,756	844	3,484	3,105	182	202	5	688	303	9,362
Other apparel accessory, specialty stores	45	1,477	40	1,064	5	213	160	(v)	...	(v)	(v)	...	...	...	...	80	1,202
Shoe stores	94	13,991	65	9,466	29	3,631	3,037	580	(v)	75	71	(v)	(v)	2	213	237	7,407
Custom tailors	7	1,134	2	(x)	5	(x)	(x)	(x)	(x)	(x)	(x)	(x)	(x)	4	488	75	1,570
Furriers, fur shops	25	4,084	1	(x)	24	(x)	(x)	(x)	(x)	(x)	(x)	(x)	(x)	1	24	55	2,441
All other apparel stores	11	721	6	437	5	284	201	82	(v)	13	12	(v)	(v)	...	...	76	1,499
Furniture, furnishings, appliance group	465	87,485	67	5,464	398	82,021	28,059	24,795	29,167	4,643	3,898	9,693	7,399	10	760	922	32,915
Furniture stores	191	48,300	20	1,921	171	46,379	14,565	12,312	19,502	2,658	2,259	7,584	5,889	2	126	313	13,594
Floor covering, drapery stores	21	6,240	4	(x)	17	(x)	(x)	(x)	(x)	(x)	(x)	(x)	(x)	...	...	67	2,222
Other home furnishing stores	15	5,340	4	(x)	11	(x)	(x)	(x)	(x)	(x)	(x)	(x)	(x)	2	163	71	1,514
Household appliance stores	227	26,730	36	2,059	191	24,671	10,935	7,438	6,298	1,130	873	1,173	782	5	349	387	13,801
Radio stores	11	875	3	(x)	8	(x)	(x)	(x)	(x)	(x)	(x)	(x)	(x)	1	122	84	1,784
Automotive group	1,236	415,553	168	38,133	1,068	377,420	262,549	82,807	32,064	8,717	7,520	3,286	1,827	32	6,554	734	35,377
Motor vehicle (new and used) dealers	975	352,796	76	14,704	899	337,392	239,494	72,732	25,166	7,547	6,551	1,802	1,138	23	4,859	342	21,124
Motor vehicle (used) dealers	145	40,300	72	19,908	73	20,492	15,122	1,487	3,883	148	107	463	242	4	717	125	5,607
Tire, battery, accessory dealers	83	15,492	6	615	77	14,877	5,942	7,537	1,398	962	799	352	253	4	649	212	6,692
All other automotive dealers	33	7,665	14	3,006	19	4,659	1,991	1,051	1,617	60	63	669	194	1	329	55	1,954
Gasoline service stations	619	62,094	193	14,614	426	47,480	3,096	17,126	258	2,550	2,151	54	42	18	1,785	3,961	109,211
Lumber, building, hardware group	1,732	297,391	108	18,530	1,624	278,861	124,561	146,659	7,641	23,944	17,425	1,793	1,444	43	6,799	2,183	96,532
Lumber yards, building materials dealers	811	141,432	24	5,525	787	135,907	31,262	103,918	727	12,202	12,276	427	319	14	2,910	153	8,561
Plumbing, paint, electrical stores	85	11,383	10	631	75	10,752	3,633	7,583	(v)	1,047	877	(v)	(v)	3	343	330	11,486
Hardware stores	309	50,126	24	2,550	285	47,576	30,717	13,530	3,329	2,659	2,118	650	579	5	616	1,200	49,305
Farm equipment dealers	527	94,450	50	9,824	477	84,626	59,949	21,628	3,049	3,036	2,154	693	523	11	2,919	500	27,480
Drug and proprietary stores	241	41,841	140	26,845	101	14,996	12,623	2,373	...	333	318	...	...	9	1,364	754	35,038
Other retail stores	818	154,249	313	37,302	505	117,347	53,699	56,355	6,993	8,450	6,705	1,562	2,228	37	5,173	2,132	75,415
Fuel, fuel oil, ice dealers	111	36,685	10	1,197	101	35,488	9,978	24,399	1,111	3,701	3,031	286	239	...	...	230	5,581
Feed, farm, garden supply stores	192	42,414	29	3,330	163	39,084	25,274	13,672	138	1,615	1,556	30	42	24	7,147	266	11,703
Jewelry stores	77	10,629	17	586	60	10,043	4,397	3,334	2,312	1,003	855	808	659	1	113	415	16,000
Book, stationery stores	25	8,415	3	(x)	22	(x)	(x)	(x)	(x)	(x)	(x)	(x)	(x)	...	...	71	1,835
Sporting goods stores, bicycle stores	18	2,854	6	292	12	2,562	1,324	1,238	...	247	252	...	...	...	...	193	4,148
Florists	32	2,690	5	281	26	2,409	774	1,635	...	252	237	...	...	...	...	107	2,476
Music stores	34	5,289	8	538	26	4,751	1,511	1,564	1,676	237	222	585	441	...	...	80	2,119
Optical goods stores	11	1,109	1	(x)	10	(x)	(x)	(x)	(x)	(x)	(x)	(x)	(x)	...	...	9	393
Camera, photographic supply stores	13	1,743	4	(x)	9	(x)	(x)	(x)	(x)	(x)	(x)	(x)	(x)	...	...	18	506
All other retail stores	345	42,421	229	30,271	76	12,150	7,336	3,977	837	437	382	107	84	12	723	1,253	33,945

See footnotes at end of table.

Table 11G.—ANALYSIS OF CASH AND CREDIT SALES AND BALANCES DUE FOR LARGE STORES AND MULTIUNITS STATE, BY KIND OF BUSINESS 1948—Continued

MISSISSIPPI

[See text for explanatory material]

Kind of business	Large stores and multiunits: Stores analyzing sales: Total: Stores (Number)	Total: Sales, entire year (Thousand dollars)	Stores with cash sales only: Number	Stores with cash sales only: Sales, entire year (Thousand dollars)	Stores with credit sales: Total: Stores (Number)	Stores with credit sales: Total: Sales, entire year (Thousand dollars)	Cash sales (Thousand dollars)	Charge account sales (Thousand dollars)	Installment sales (Thousand dollars)	Balances due from customers: On charge account sales: End of year (Thousand dollars)	On charge account sales: Beginning of year (Thousand dollars)	On installment sales: End of year (Thousand dollars)	On installment sales: Beginning of year (Thousand dollars)	Stores not analyzing sales: Number	Stores not analyzing sales: Sales, entire year (Thousand dollars)	Small single unit stores: Number	Small single unit stores: Sales, entire year (Thousand dollars)
State, total	[illegible]	[illegible]	1,393	[illegible]	[illegible]	[illegible]	[illegible]	159,361	[illegible]	[illegible]	[illegible]	[illegible]	[illegible]	[illegible]	[illegible]	[illegible]	[illegible]
Food group	[illegible]	[illegible]	427	[illegible]	221	[illegible]	[illegible]	10,467	(v)	1,013	832	...	...	[illegible]	[illegible]	[illegible]	[illegible]
Grocery stores, without fresh meat	[illegible]	6,652	[illegible]	3,986	33	2,666	1,721	944	(v)	146	[illegible]	...	...	4	[illegible]	[illegible]	[illegible]
Grocery stores, with fresh meat	[illegible]	[illegible]	[illegible]	[illegible]	182	[illegible]	14,842	8,382	(v)	753	625	...	...	4	[illegible]	[illegible]	[illegible]
Candy, nut, confectionery stores	[illegible]	[illegible]	5	[illegible]	...	...	...	...	...	...	...	...	...	...	...	[illegible]	[illegible]
Dairy products stores, milk dealers	12	[illegible]	10	(x)	[illegible]	(x)	(x)	(x)	(x)	(x)	(x)	(x)	(x)	1	137	[illegible]	[illegible]
All other food stores	[illegible]	[illegible]	12	(x)	4	(x)	(x)	(x)	(x)	(x)	(x)	(x)	(x)	...	...	[illegible]	[illegible]
Eating and drinking places	[illegible]	[illegible]	[illegible]	8,537	[illegible]	[illegible]	[illegible]	(v)	...	(v)	(v)	...	...	[illegible]	[illegible]	[illegible]	[illegible]
General stores	94	[illegible]	[illegible]	[illegible]	56	10,145	5,342	4,431	372	802	[illegible]	120	[illegible]	...	...	[illegible]	[illegible]
General merchandise group	[illegible]	[illegible]	[illegible]	[illegible]	138	[illegible]	27,733	18,204	6,559	3,641	3,358	1,161	494	11	[illegible]	[illegible]	[illegible]
Department stores	19	[illegible]	4	7,210	15	27,342	13,724	9,294	4,324	1,911	1,653	491	407	...	...	...	...
Dry goods, general merchandise stores	211	[illegible]	89	(x)	122	(x)	(x)	(x)	(x)	(x)	(x)	(x)	(x)	7	639	[illegible]	[illegible]
Variety stores	117	[illegible]	[illegible]	(x)	1	(x)	(x)	(x)	(x)	(x)	(x)	(x)	(x)	4	384	132	[illegible]
Apparel group	371	[illegible]	206	20,092	165	28,657	16,370	11,303	484	2,594	2,160	235	205	5	[illegible]	[illegible]	[illegible]
Men's, boys' clothing, furnishings stores	[illegible]	[illegible]	32	[illegible]	30	4,931	2,869	2,042	(v)	467	393	(v)	(v)	...	...	[illegible]	[illegible]
Family clothing stores	134	[illegible]	84	[illegible]	55	9,705	5,707	3,512	486	846	716	137	110	2	214	[illegible]	[illegible]
Women's ready-to-wear stores	114	[illegible]	53	6,182	[illegible]	12,314	6,560	5,283	471	1,201	988	[illegible]	94	1	[illegible]	[illegible]	[illegible]
Other apparel accessory, specialty stores	[illegible]	(x)	[illegible]	(x)	2	(x)	(x)	(x)	(x)	(x)	(x)	(x)	(x)	...	...	[illegible]	[illegible]
Shoe stores	[illegible]	[illegible]	[illegible]	2,984	11	1,352	1,016	334	(v)	52	34	(v)	(v)	1	21	[illegible]	[illegible]
Custom tailors	[illegible]	(x)	1	(x)	1	(x)	(x)	(x)	(x)	(x)	(x)	(x)	(x)	...	...	14	[illegible]
Furriers, fur shops	...	...	...	...	...	...	...	...	...	...	...	...	...	...	...	...	...
All other apparel stores	[illegible]	(x)	2	(x)	...	...	...	...	...	...	...	...	...	1	[illegible]	[illegible]	(x)
Furniture, furnishings, appliance group	[illegible]	[illegible]	[illegible]	1,842	[illegible]	[illegible]	9,381	7,835	12,210	2,063	1,724	[illegible]	[illegible]	7	883	[illegible]	[illegible]
Furniture stores	[illegible]	[illegible]	[illegible]	227	159	19,417	4,994	4,189	10,234	1,411	1,242	4,824	3,511	5	618	[illegible]	[illegible]
Floor covering, drapery stores	1	(x)	...	...	1	(x)	(x)	(x)	(x)	(x)	(x)	(x)	(x)	...	...	26	(x)
Other home furnishing stores	5	[illegible]	...	...	[illegible]	644	297	188	159	49	62	8	7	...	...	34	[illegible]
Household appliance stores	[illegible]	10,855	16	[illegible]	104	9,240	4,064	3,362	1,814	[illegible]	405	465	[illegible]	2	265	172	[illegible]
Radio stores	[illegible]	(x)	...	...	2	(x)	(x)	(x)	(x)	(x)	(x)	(x)	(x)	...	...	36	(x)
Automotive group	[illegible]	[illegible]	71	[illegible]	540	171,729	99,171	[illegible]	[illegible]	[illegible]	4,164	2,105	1,000	23	[illegible]	379	[illegible]
Motor vehicle (new and used) dealers	495	[illegible]	40	8,952	455	160,171	94,055	39,853	26,263	4,800	3,786	1,546	785	22	[illegible]	116	[illegible]
Motor vehicle (used) dealers	39	(x)	18	(x)	21	(x)	(x)	(x)	(x)	(x)	(x)	(x)	(x)	...	...	48	(x)
Tire, battery, accessory dealers	75	[illegible]	13	(x)	62	(x)	(x)	(x)	(x)	(x)	(x)	(x)	(x)	1	[illegible]	149	[illegible]
All other automotive dealers	2	(x)	...	...	2	(x)	(x)	(x)	(x)	(x)	(x)	(x)	(x)	...	...	16	(x)
Gasoline service stations	[illegible]	14,880	84	4,391	121	9,989	5,191	4,537	261	652	476	77	62	14	1,428	1,780	[illegible]
Lumber, building, hardware group	412	[illegible]	40	[illegible]	372	73,346	25,407	42,668	5,271	6,111	5,300	797	490	14	1,852	437	[illegible]
Lumber yards, building materials dealers	148	30,881	9	1,622	139	29,259	5,884	23,008	367	3,969	3,326	125	101	4	534	85	[illegible]
Plumbing, paint, electrical stores	[illegible]	[illegible]	3	158	22	2,546	450	1,943	(v)	299	251	(v)	(v)	1	145	72	[illegible]
Hardware stores	[illegible]	[illegible]	13	1,281	91	16,818	8,839	5,559	2,420	1,063	977	254	176	1	132	207	[illegible]
Farm equipment dealers	[illegible]	[illegible]	15	1,593	120	24,723	10,234	12,158	2,331	780	746	405	212	8	1,041	73	3,757
Drug and proprietary stores	[illegible]	12,277	37	4,135	69	8,142	5,960	2,182	...	446	411	...	...	2	138	517	[illegible]
Other retail stores	[illegible]	[illegible]	79	9,094	217	[illegible]	13,536	14,008	1,824	2,528	2,133	776	466	15	1,448	808	[illegible]
Fuel, fuel oil, ice dealers	66	8,073	7	227	59	7,846	3,255	4,371	220	732	718	36	6	3	298	82	[illegible]
Feed, farm, garden supply stores	111	21,919	37	7,241	74	14,678	7,228	7,296	154	1,165	931	26	16	8	1,483	154	[illegible]
Jewelry stores	48	4,529	10	565	38	3,964	1,694	1,326	944	382	348	528	367	...	...	112	[illegible]
Book, stationery stores	1	(x)	...	...	1	(x)	(x)	(x)	(x)	(x)	(x)	(x)	(x)	...	...	21	(x)
Sporting goods stores, bicycle stores	3	(x)	1	(x)	2	(x)	(x)	(x)	(x)	(x)	(x)	(x)	(x)	...	...	38	(x)
Florists	10	332	3	(x)	7	(x)	(x)	(x)	(x)	(x)	(x)	(x)	(x)	1	18	113	[illegible]
Music stores	5	750	1	(x)	4	(x)	(x)	(x)	(x)	(x)	(x)	(x)	(x)	...	...	27	690
Optical goods stores	13	466	1	(x)	12	(x)	(x)	(x)	(x)	(x)	(x)	(x)	(x)	...	...	6	143
Camera, photographic supply stores	3	(x)	1	(x)	2	(x)	(x)	(x)	(x)	(x)	(x)	(x)	(x)	1	71	4	(x)
All other retail stores	[illegible]	1,518	18	502	18	1,016	424	582	10	69	53	...	...	2	78	251	4,211

See footnotes at end of table.

Table 11G.—ANALYSIS OF CASH AND CREDIT SALES AND BALANCES DUE FOR LARGE STORES AND MULTIUNITS—STATE, BY KIND OF BUSINESS: 1948—Continued

MISSOURI

[See text for explanatory material]

Kind of business	Large stores and multiunits															Small single-unit stores	
	Stores analyzing sales													Stores not analyzing sales			
	Total		Stores with cash sales only		Stores with credit sales												
					Total					Balances due from customers							
										On charge account sales		On installment sales					
	Stores	Sales, entire year	Number	Sales, entire year	Stores	Sales, entire year	Cash sales	Charge account sales	Installment sales	End of year	Beginning of year	End of year	Beginning of year	Number	Sales, entire year	Number	Sales, entire year
	(Number)	(Thousand dollars)		(Thousand dollars)	(Number)	(Thousand dollars)	(Thousand dollars)	(Thousand dollars)	(Thousand dollars)	(Thousand dollars)	(Thousand dollars)	(Thousand dollars)	(Thousand dollars)		(Thousand dollars)		(Thousand dollars)
State, total	10,008	2,478,020	4,849	749,393	5,159	1,728,627	1,046,472	516,810	165,345	75,307	66,779	45,968	35,004	147	43,539	40,411	1,046,778
Food group	2,012	454,585	1,246	252,181	766	202,404	153,425	48,377	602	5,251	4,697	243	259	34	5,992	10,145	277,497
Grocery stores, without fresh meat	152	15,379	117	12,561	35	2,818	2,036	782	...	118	109	...	...	5	704	2,516	36,474
Grocery stores, with fresh meat	1,566	377,101	895	224,276	671	152,825	123,678	29,110	(v)	3,160	2,802	(v)	(v)	21	3,959	5,631	202,866
Candy, nut, confectionery stores	51	5,343	46	3,875	5	1,468	1,250	218	...	31	37	...	...	3	320	728	6,999
Dairy products stores, milk dealers	105	38,246	85	2,693	20	35,553	18,583	16,970	...	1,857	1,674	...	...	...	...	126	3,025
All other food stores	138	18,516	103	8,776	35	9,740	7,878	1,297	565	85	75	241	248	5	1,009	1,144	28,133
Eating and drinking places	786	71,846	757	64,859	29	6,987	5,329	1,658	...	170	167	...	...	14	1,270	9,465	183,716
General stores	127	16,758	55	6,765	72	9,993	7,144	2,702	147	407	375	37	39	...	...	783	21,303
General merchandise group	565	512,615	435	110,834	130	401,781	252,724	92,318	56,734	16,536	15,509	15,854	12,310	6	2,528	876	45,266
Department stores	48	378,036	3	(x)	45	(x)	(x)	(x)	(x)	(x)	(x)	(x)	(x)	...	...	...	...
Dry goods, general merchandise stores	291	88,793	208	63,932	83	24,861	14,555	7,826	2,480	1,608	1,402	912	751	3	945	562	17,435
Variety stores	226	45,786	224	(x)	2	(x)	(x)	(x)	(x)	(x)	(x)	(x)	(x)	3	1,583	314	7,825
Apparel group	960	189,442	639	68,772	321	120,670	61,824	53,105	5,741	15,114	9,808	1,694	1,561	6	1,197	1,841	52,802
Men's, boys' clothing, furnishings stores	151	29,646	92	14,599	59	15,047	9,378	5,101	568	867	764	144	152	3	531	321	11,699
Family clothing stores	164	51,342	93	12,139	71	39,203	18,049	17,558	3,596	3,694	3,380	862	732	3	666	231	8,969
Women's ready-to-wear stores	283	72,187	161	17,738	122	54,449	29,198	23,773	1,478	4,858	4,823	424	392	...	...	496	14,122
Other apparel accessory, specialty stores	109	6,117	39	5,317	10	800	596	204	...	22	30	...	...	...	...	155	2,105
Shoe stores	206	22,011	177	17,050	29	4,961	3,429	1,532	...	159	161	...	...	...	...	367	11,624
Custom tailors	10	1,832	5	1,036	5	796	115	681	...	69	87	...	...	...	...	125	1,897
Furriers, fur shops	10	4,449	1	(x)	15	(x)	(x)	(x)	(x)	(x)	(x)	(x)	(x)	...	...	18	741
All other apparel stores	21	1,858	11	(x)	10	(x)	(x)	(x)	(x)	(x)	(x)	(x)	(x)	...	...	128	2,245
Furniture, furnishings, appliance group	630	131,739	84	8,904	546	122,835	35,721	43,480	43,634	14,436	8,035	15,106	11,568	7	786	1,344	50,578
Furniture stores	263	77,783	30	3,728	233	74,055	17,593	28,370	28,092	8,441	6,501	10,337	8,222	3	314	450	17,146
Floor covering, drapery stores	29	6,126	9	(x)	20	(x)	(x)	(x)	(x)	(x)	(x)	(x)	(x)	...	...	98	3,275
Other home furnishing stores	32	10,105	8	1,502	24	8,603	5,350	2,800	3,453	186	103	924	986	...	...	221	5,418
Household appliance stores	297	37,091	35	2,378	262	34,713	13,769	9,149	11,795	1,210	1,108	3,794	2,346	4	438	682	23,810
Radio stores	9	634	2	(x)	7	(x)	(x)	(x)	(x)	(x)	(x)	(x)	(x)	...	...	142	2,924
Automotive group	1,415	509,952	240	73,496	1,125	436,456	316,200	80,605	39,651	8,275	7,066	5,202	3,250	39	16,074	1,283	56,872
Motor vehicle (new and used) dealers	1,002	429,289	114	36,737	883	392,552	294,760	69,799	27,993	6,998	5,841	3,286	1,875	27	9,870	260	14,561
Motor vehicle (used) dealers	212	51,416	144	33,585	68	17,831	9,616	1,561	6,654	133	95	437	318	9	1,538	403	16,138
Tire, battery, accessory dealers	170	23,590	18	1,448	152	22,142	4,881	8,055	4,706	1,052	988	1,378	946	3	666	664	18,194
All other automotive dealers	31	5,657	9	1,726	22	3,931	1,943	1,190	798	92	142	101	111	...	...	56	1,928
Gasoline service stations	478	38,881	233	17,775	245	23,106	17,658	5,301	(v)	743	980	(v)	(v)	12	1,876	5,663	132,644
Lumber, building, hardware group	1,262	214,854	169	19,744	1,093	195,110	83,446	111,438	5,176	14,378	12,165	1,050	1,008	22	4,023	1,339	63,342
Lumber yards, building materials dealers	582	110,312	46	6,736	536	103,576	25,397	77,749	430	10,203	8,713	137	138	12	1,651	230	10,252
Plumbing, paint, electrical stores	150	18,053	19	1,342	131	16,711	5,790	10,027	(v)	1,080	1,082	(v)	(v)	3	447	495	13,428
Hardware stores	162	27,965	50	4,268	112	23,697	14,186	7,480	2,031	1,323	1,209	535	545	3	567	915	29,659
Farm equipment dealers	354	58,524	52	7,398	302	51,126	38,074	16,245	1,807	1,702	1,161	301	164	4	1,308	299	10,056
Drug and proprietary stores	419	80,408	302	55,103	117	25,105	21,385	3,676	(v)	502	479	(v)	(v)	3	414	1,553	56,774
Other retail stores	1,470	254,040	641	72,860	729	178,180	91,616	74,036	13,528	8,501	7,898	6,745	4,992	42	13,415	9,149	332,704
Fuel, fuel oil, ice dealers	110	22,074	33	3,334	133	30,040	11,177	18,586	(v)	2,429	2,199	(v)	(v)	5	1,784	548	10,967
Feed, farm, garden supply stores	416	110,309	98	20,943	318	89,436	62,000	27,116	(v)	1,992	1,774	(v)	(v)	33	11,621	802	28,546
Jewelry stores	87	16,433	16	887	71	16,546	1,394	5,119	5,033	1,167	1,173	2,300	1,794	1	70	483	21,153
Book, stationery stores	48	3,463	6	144	42	9,819	1,723	4,660	3,436	792	759	2,606	1,961	...	...	101	6,[illegible]
Sporting goods stores, bicycle stores	15	3,079	5	220	8	2,859	1,242	1,617	...	197	116	...	...	...	...	148	3,[illegible]
Florists	36	2,641	15	486	21	2,155	1,095	2,060	...	308	313	...	...	...	...	311	7,[illegible]
Music stores	33	8,582	3	868	24	7,714	1,713	2,446	3,455	345	323	1,552	954	...	...	123	6,[illegible]
Optical goods stores	17	1,457	6	237	11	1,220	714	430	71	65	63	29	27	...	...	25	1,[illegible]
Camera, photographic supply stores	10	2,096	3	455	7	1,641	610	1,029	(v)	155	135	(v)	(v)	...	...	32	1,[illegible]
All other retail stores	744	64,016	442	42,966	44	10,750	4,943	10,899	4,408	1,110	1,643	207	214	6	1,012	3,[illegible]	2,[illegible]

See footnotes at end of table.

Table 11G.—ANALYSIS OF CASH AND CREDIT SALES AND BALANCES DUE FOR LARGE STORES AND MULTIUNITS STATE, BY KIND OF BUSINESS 1948—Continued

MONTANA

[See text for explanatory material]

Kind of business	Large stores and multiunits, stores analyzing sales: Total: Stores (Number)	Total: Sales, entire year (Thousand dollars)	Stores with cash sales only: Number	Stores with cash sales only: Sales, entire year (Thousand dollars)	Stores with credit sales: Total: Stores (Number)	Stores with credit sales: Total: Sales, entire year (Thousand dollars)	Cash sales (Thousand dollars)	Charge account sales (Thousand dollars)	Installment sales (Thousand dollars)	Balances due from customers: On charge account sales: End of year (Thousand dollars)	On charge account sales: Beginning of year (Thousand dollars)	On installment sales: End of year (Thousand dollars)	On installment sales: Beginning of year (Thousand dollars)	Stores not analyzing sales: Number	Stores not analyzing sales: Sales, entire year (Thousand dollars)	Small single unit stores: Number	Small single unit stores: Sales, entire year (Thousand dollars)
State, total	[illegible]	[illegible]	[illegible]	[illegible]	1,[illegible]17	[illegible]	[illegible]	115,431	[illegible]	15,708	12,333	4,438	[illegible]	43	[illegible]	[illegible]	[illegible]
Food group	[illegible]	81,[illegible]	159	34,[illegible]	219	47,311	[illegible],344	17,962	(v)	2,026	1,637	(v)	(v)	[illegible]	[illegible]	1,[illegible]	[illegible]
Grocery stores, without fresh meat	[illegible]	[illegible]	[illegible]	2,791	30	4,24[illegible]	[illegible],156	2,090	...	267	219	...	12	1	159	451	11,[illegible]
Grocery stores, with fresh meat	[illegible]	[illegible]	[illegible]	[illegible]	164	38,50[illegible]	25,278	13,228	...	1,482	1,210	...	...	5	689	591	[illegible]
Candy, nut, confectionery stores	[illegible]	[illegible]	[illegible]	[illegible]	...	...	...	...	...	...	...	...	...	...	...	5[illegible]	[illegible]
Dairy products stores, milk dealers	1[illegible]	[illegible]	1	(x)	11	(x)	(x)	(x)	(x)	(x)	(x)	(x)	(x)	...	...	[illegible]	[illegible]
All other food stores	[illegible]	[illegible]	1[illegible]	(x)	14	(x)	(x)	(x)	(x)	(x)	(x)	(x)	(x)	1	1[illegible]	14[illegible]	4,7[illegible]
Eating and drinking places	[illegible]	[illegible]	147	(x)	[illegible]	(x)	(x)	(x)	(x)	(x)	(x)	(x)	(x)	[illegible]	81[illegible]	1,979	[illegible]
General stores	27	[illegible]	2	(x)	25	(x)	(x)	(x)	(x)	(x)	(x)	(x)	(x)	1	1[illegible]7	118	[illegible]
General merchandise group	[illegible]	[illegible]	[illegible]	[illegible]	51	27,[illegible]78	17,258	7,375	[illegible],045	1,391	1,073	1,133	859	...	...	[illegible]	[illegible]
Department stores	17	[illegible]	[illegible]	(x)	16	(x)	(x)	(x)	(x)	(x)	(x)	(x)	(x)	...	...	...	...
Dry goods, general merchandise stores	[illegible]	[illegible]	[illegible]	(x)	35	(x)	(x)	(x)	(x)	(x)	(x)	(x)	(x)	...	...	[illegible]	[illegible]
Variety stores	23	[illegible]	23	5,80[illegible]	...	...	...	...	...	...	...	...	...	...	...	[illegible]8	[illegible]
Apparel group	13[illegible]	[illegible]	43	4,8[illegible]2	51	15,495	9,414	5,798	(v)	1,154	1,021	(v)	(v)	3[illegible]	312	28[illegible]	[illegible]
Men's, boys' clothing, furnishings stores	[illegible]	[illegible]	13	907	34	6,028	3,912	2,049	(v)	456	392	(v)	(v)	...	...	[illegible]	[illegible]
Family clothing stores	[illegible]	[illegible]	14	1,[illegible]23	6	3,527	2,459	1,068	...	148	128	...	...	...	...	35	[illegible]
Women's ready-to-wear stores	4[illegible]	[illegible],918	12	1,711	30	4,107	1,865	2,142	(v)	436	391	(v)	(v)	[illegible]	312	82	[illegible]
Other apparel accessory, specialty stores	[illegible]	167	[illegible]	167	...	...	...	...	...	...	...	...	...	...	...	15	[illegible]
Shoe stores	11	1,[illegible]	3	(x)	8	(x)	(x)	(x)	(x)	(x)	(x)	(x)	(x)	...	...	31	[illegible]
Custom tailors	[illegible]	(x)	...	...	2	(x)	(x)	(x)	(x)	(x)	(x)	(x)	(x)	...	...	21	(x)
Furriers, fur shops	1	(x)	...	...	1	(x)	(x)	(x)	(x)	(x)	(x)	(x)	(x)	...	...	5	(x)
All other apparel stores	1	(x)	[illegible]	(x)	...	...	...	...	...	...	...	...	...	...	...	24	(x)
Furniture, furnishings, appliance group	[illegible]	15,59[illegible]	8	591	100	15,001	5,973	5,692	3,336	1,236	958	779	597	2	161	196	[illegible]
Furniture stores	41	3,222	2	(x)	39	(x)	(x)	(x)	(x)	(x)	(x)	(x)	(x)	...	...	59	[illegible]
Floor covering, drapery stores	1	(x)	...	...	1	(x)	(x)	(x)	(x)	(x)	(x)	(x)	(x)	...	...	10	(x)
Other home furnishing stores	[illegible]	(x)	1	(x)	1	(x)	(x)	(x)	(x)	(x)	(x)	(x)	(x)	...	...	10	(x)
Household appliance stores	[illegible]	[illegible],116	4	239	58	5,877	2,383	2,184	1,310	318	234	259	199	2	161	101	3,[illegible]
Radio stores	2	(x)	1	(x)	1	(x)	(x)	(x)	(x)	(x)	(x)	(x)	(x)	...	...	16	(x)
Automotive group	332	97,92[illegible]	20	3,026	312	94,897	58,855	28,255	7,787	3,076	2,334	1,084	581	5	1,269	183	8,18[illegible]
Motor vehicle (new and used) dealers	293	91,[illegible]	13	2,023	280	89,037	56,091	25,551	7,395	2,693	2,082	888	512	3	920	7[illegible]	[illegible],241
Motor vehicle (used) dealers	1[illegible]	(x)	3	(x)	8	(x)	(x)	(x)	(x)	(x)	(x)	(x)	(x)	...	...	20	(x)
Tire, battery, accessory dealers	25	3,731	[illegible]	(x)	21	(x)	(x)	(x)	(x)	(x)	(x)	(x)	(x)	2	349	[illegible]	[illegible],16[illegible]
All other automotive dealers	3	(x)	...	...	3	(x)	(x)	(x)	(x)	(x)	(x)	(x)	(x)	...	...	1[illegible]	(x)
Gasoline service stations	106	12,982	29	2,406	77	10,576	5,802	4,636	138	540	433	33	27	5	185	257	24,5[illegible]
Lumber, building, hardware group	379	75,544	25	3,417	354	72,127	30,636	37,825	3,646	4,953	3,848	1,035	840	4	640	346	15,14[illegible]
Lumber yards, building materials dealers	152	28,51[illegible]	5	773	147	27,742	6,157	21,155	430	2,952	2,287	130	227	2	299	50	2,33[illegible]
Plumbing, paint, electrical stores	16	2,033	2	(x)	14	(x)	(x)	(x)	(x)	(x)	(x)	(x)	(x)	...	...	55	1,[illegible]
Hardware stores	63	11,904	10	(x)	53	(x)	(x)	(x)	(x)	(x)	(x)	(x)	(x)	...	...	170	6,89[illegible]
Farm equipment dealers	148	33,087	8	893	140	32,194	18,756	11,607	1,831	1,259	952	424	245	2	341	71	[illegible],461
Drug and proprietary stores	45	7,028	21	3,889	24	3,139	2,160	979	...	162	157	...	...	...	...	202	8,108
Other retail stores	237	[illegible]	172	17,114	65	9,865	4,323	4,668	874	803	599	272	192	10	1,513	510	1[illegible],786
Fuel, fuel oil, ice dealers	7	1,559	1	(x)	6	(x)	(x)	(x)	(x)	(x)	(x)	(x)	(x)	1	300	25	945
Feed, farm, garden supply stores	10	4,128	1	(x)	9	(x)	(x)	(x)	(x)	(x)	(x)	(x)	(x)	7	555	22	1,096
Jewelry stores	17	1,501	1	(x)	16	(x)	(x)	(x)	(x)	(x)	(x)	(x)	(x)	...	...	92	2,583
Book, stationery stores	4	(x)	1	(x)	3	(x)	(x)	(x)	(x)	(x)	(x)	(x)	(x)	1	346	15	(x)
Sporting goods stores, bicycle stores	9	668	5	(x)	4	(x)	(x)	(x)	(x)	(x)	(x)	(x)	(x)	...	...	55	1,078
Florists	6	616	2	(x)	4	(x)	(x)	(x)	(x)	(x)	(x)	(x)	(x)	...	...	38	1,024
Music stores	8	1,122	...	...	3	1,122	569	329	224	56	45	58	31	...	...	13	39[illegible]
Optical goods stores	...	...	...	...	...	...	...	...	...	...	...	...	...	...	...	2	(x)
Camera, photographic supply stores	2	(x)	1	(x)	1	(x)	(x)	(x)	(x)	(x)	(x)	(x)	(x)	...	...	5	(x)
All other retail stores	174	16,745	160	15,996	14	749	482	145	(v)	31	20	(v)	(v)	1	312	243	5,001

See footnotes at end of table.

Table 11G.—ANALYSIS OF CASH AND CREDIT SALES AND BALANCES DUE FOR LARGE STORES AND MULTIUNITS—STATE, BY KIND OF BUSINESS: 1948—Continued

NEBRASKA

[See text for explanatory material]

Kind of business	Large stores and multiunits														Small single-unit stores	
	Stores analyzing sales												Stores not analyzing sales			
	Total		Stores with cash sales only		Stores with credit sales											
					Total					Balances due from customers						
										On charge account sales		On installment sales				
	Stores	Sales, entire year	Number	Sales, entire year	Stores	Sales, entire year	Cash sales	Charge account sales	Installment sales	End of year	Beginning of year	End of year	Beginning of year	Number	Sales, entire year	Number	Sales, entire year
	(Number)	(Thousand dollars)		(Thousand dollars)	(Number)	(Thousand dollars)	(Thousand dollars)	(Thousand dollars)	(Thousand dollars)	(Thousand dollars)	(Thousand dollars)	(Thousand dollars)	(Thousand dollars)		(Thousand dollars)		(Thousand dollars)
State, total	4,264	888,836	1,657	247,460	2,607	641,376	405,482	195,319	40,575	28,775	24,042	9,769	7,228	80	14,571	12,529	414,406
Food group	779	156,498	443	78,426	336	78,072	63,162	14,827	83	1,304	1,199	21	21	30	3,482	2,342	86,620
Grocery stores, without fresh meat	52	6,658	25	2,542	27	4,116	3,421	693	(v)	131	114	(v)	(v)	...	...	374	10,366
Grocery stores, with fresh meat	620	135,073	338	68,990	282	66,083	55,314	10,769	...	910	827	...	...	11	1,729	1,481	63,633
Candy, nut, confectionery stores	21	(x)	21	(x)	...	...	...	...	...	...	...	...	...	...	...	121	(x)
Dairy products stores, milk dealers	24	(x)	14	(x)	10	(x)	(x)	(x)	(x)	(x)	(x)	(x)	(x)	15	1,392	88	(x)
All other food stores	62	7,796	45	(x)	17	(x)	(x)	(x)	(x)	(x)	(x)	(x)	(x)	4	361	278	8,843
Eating and drinking places	203	17,292	195	16,983	8	1,309	1,180	129	...	12	15	...	...	2	190	2,994	74,023
General stores	45	9,826	12	1,794	33	8,032	6,619	1,210	203	132	120	43	23	...	...	161	6,622
General merchandise group	268	126,486	210	52,003	58	74,483	46,660	20,729	7,148	3,809	3,320	1,898	1,570	...	...	226	5,457
Department stores	28	73,430	2	(x)	26	(x)	(x)	(x)	(x)	(x)	(x)	(x)	(x)	...	...	...	...
Dry goods, general merchandise stores	140	33,590	111	27,379	29	6,211	4,633	1,396	182	191	232	85	48	...	...	86	3,053
Variety stores	100	19,466	97	(x)	3	(x)	(x)	(x)	(x)	(x)	(x)	(x)	(x)	...	...	140	3,374
Apparel group	227	49,620	114	12,483	113	37,137	22,403	13,254	(v)	2,460	2,224	(v)	(v)	1	94	512	17,636
Men's, boys' clothing, furnishings stores	61	10,206	31	3,474	30	6,802	4,810	1,803	183	291	232	28	27	...	...	133	5,984
Family clothing stores	24	12,905	11	1,111	13	11,794	6,044	4,984	(v)	933	860	(v)	(v)	...	...	45	1,432
Women's ready-to-wear stores	68	18,275	26	3,385	42	14,890	8,672	5,737	(v)	1,110	1,008	(v)	(v)	1	94	155	5,264
Other apparel accessory, specialty stores	11	(x)	10	(x)	1	(x)	(x)	(x)	(x)	(x)	(x)	(x)	(x)	...	...	24	(x)
Shoe stores	55	6,693	32	3,675	24	3,018	2,508	510	...	74	70	...	...	...	...	98	3,212
Custom tailors	...	...	...	...	...	...	...	...	...	...	...	...	...	...	...	23	474
Furriers, fur shops	2	(x)	...	...	2	(x)	(x)	(x)	(x)	(x)	(x)	(x)	(x)	...	...	12	(x)
All other apparel stores	6	(x)	4	(x)	2	(x)	(x)	(x)	(x)	(x)	(x)	(x)	(x)	...	...	22	(x)
Furniture, furnishings, appliance group	333	45,470	56	4,041	277	41,429	16,219	14,948	10,262	2,030	2,461	2,331	1,720	1	32	562	20,858
Furniture stores	90	26,340	18	1,572	72	24,768	9,168	7,920	7,680	2,020	1,660	1,855	1,414	...	...	185	7,711
Floor covering, drapery stores	5	2,202	...	...	5	2,202	443	1,747	(v)	186	189	(v)	(v)	...	...	29	1,003
Other home furnishing stores	7	(x)	1	(x)	6	(x)	(x)	(x)	(x)	(x)	(x)	(x)	(x)	...	...	35	(x)
Household appliance stores	231	(x)	37	(x)	194	(x)	(x)	(x)	(x)	(x)	(x)	(x)	(x)	1	32	288	(x)
Radio stores	...	...	...	...	...	...	...	...	...	...	...	...	...	...	...	25	[illegible]
Automotive group	623	203,339	118	26,325	505	177,014	144,849	38,354	13,251	4,131	3,511	3,259	2,098	12	3,561	502	21,144
Motor vehicle (new and used) dealers	486	174,476	71	13,353	415	161,123	115,922	34,467	10,694	3,549	3,005	2,923	1,462	6	1,079	139	16,443
Motor vehicle (used) dealers	71	13,869	38	1,408	33	7,451	5,043	354	2,055	98	70	574	492	5	2,287	129	4,705
Tire, battery, accessory dealers	57	7,791	6	(x)	51	(x)	(x)	(x)	(x)	(x)	(x)	(x)	(x)	1	195	157	[illegible]
All other automotive dealers	9	1,243	3	(x)	6	(x)	(x)	(x)	(x)	(x)	(x)	(x)	(x)	...	...	14	698
Gasoline service stations	349	37,227	121	11,182	228	26,045	15,681	10,344	(v)	1,265	1,052	(v)	(v)	12	2,312	1,937	60,[illegible]
Lumber, building, hardware group	496	116,471	181	24,436	315	148,543	78,434	64,882	5,282	10,539	8,129	1,279	915	11	2,328	1,247	54,[illegible]
Lumber yards, building materials dealers	394	86,714	40	4,813	357	81,901	18,251	42,946	704	7,439	5,806	132	74	6	1,470	131	6,[illegible]
Plumbing, paint, electrical stores	61	7,745	8	511	53	6,934	2,250	4,500	(v)	637	497	(v)	(v)	1	72	191	6,391
Hardware stores	128	21,964	30	3,009	42	18,955	11,597	4,503	2,835	758	682	861	738	...	...	574	21,580
Farm equipment dealers	410	77,356	97	16,603	313	60,753	46,341	12,853	1,559	1,705	1,144	286	106	4	786	351	19,58[illegible]
Drug and proprietary stores	125	19,855	62	8,253	63	9,602	7,772	1,830	...	337	256	...	...	...	...	536	20,[illegible]
Other retail stores	316	51,754	145	12,034	171	39,720	25,502	14,872	2,346	1,856	1,755	866	763	11	2,572	2,511	[illegible]
Fuel, fuel oil, ice dealers	30	3,658	4	(x)	26	(x)	(x)	(x)	(x)	(x)	(x)	(x)	(x)	1	72	31	[illegible]
Feed, farm, garden supply stores	101	23,814	37	5,166	64	18,648	13,152	5,489	(v)	546	527	...	...	8	2,196	186	[illegible]
Jewelry stores	38	4,346	11	283	27	4,063	[illegible]	873	984	237	194	248	212	...	...	[illegible]	[illegible]
Book, stationery stores	12	1,716	1	(x)	11	(x)	(x)	(x)	(x)	(x)	(x)	(x)	(x)	...	...	38	[illegible]
Sporting goods stores, bicycle stores	7	1,898	1	(x)	6	(x)	(x)	(x)	(x)	(x)	(x)	(x)	(x)	...	...	[illegible]	[illegible]
Florists	3	(x)	...	...	3	(x)	(x)	(x)	(x)	(x)	(x)	(x)	(x)	...	...	71	(x)
Music stores	10	2,609	1	(x)	9	(x)	(x)	(x)	(x)	(x)	(x)	(x)	(x)	...	...	23	[illegible]
Optical goods stores	3	(x)	...	...	3	(x)	(x)	(x)	(x)	(x)	(x)	(x)	(x)	...	...	14	(x)
Camera, photographic supply stores	4	(x)	...	...	4	(x)	(x)	(x)	(x)	(x)	(x)	(x)	(x)	...	...	13	(x)
All other retail stores	108	[illegible],550	90	,935	18	1,595	880	[illegible]20	36	57	54	17	17	2	310	836	[illegible]

See footnotes at end of table.

Table 11G.—ANALYSIS OF CASH AND CREDIT SALES AND BALANCES DUE FOR LARGE STORES AND MULTIUNITS, STATE, BY KIND OF BUSINESS: 1948—Continued

NEVADA

[See text for explanatory material]

Kind of business	Large stores and multiunits														Small single-unit stores	
	Total		Stores with cash sales only		Stores analyzing sales								Stores not analyzing sales			
					Total		Stores with credit sales									
										Balances due from customers						
										On charge account sales		On installment sales				
	Stores	Sales, entire year	Number	Sales, entire year	Stores	Sales, entire year	Cash sales	Charge account sales	Installment sales	End of year	Beginning of year	End of year	Beginning of year	Number	Sales, entire year	Number	Sales, entire year
	Number	(Thousand dollars)		(Thousand dollars)	(Number)	(Thousand dollars)	(Thousand dollars)	(Thousand dollars)	(Thousand dollars)	(Thousand dollars)	(Thousand dollars)	(Thousand dollars)	(Thousand dollars)		(Thousand dollars)		(Thousand dollars)
State, total	[illegible]	[illegible]	[illegible]	[illegible]	[illegible]	107,202	57,483	35,947	13,772	[illegible]	[illegible]	[illegible]	[illegible]	[illegible]	[illegible]	[illegible]	[illegible]
Food group	[illegible]	[illegible]	[illegible]	[illegible]	31	[illegible]	16,354	4,670	(y)	[illegible]	[illegible]	(y)	(y)	[illegible]	[illegible]	[illegible]	[illegible]
Grocery stores, without fresh meat	8	[illegible]	1	(x)	[illegible]	(x)	(x)	(x)	(x)	(x)	(x)	(x)	(x)	1	13	[illegible]	[illegible]
Grocery stores, with fresh meat	[illegible]	[illegible]	[illegible]	[illegible]	[illegible]	[illegible]	[illegible]	3,422	(y)	474	273	(y)	(y)	[illegible]	[illegible]	[illegible]	[illegible]
Candy, nut, confectionery stores	[illegible]	[illegible]	[illegible]	[illegible]	[illegible]	[illegible]	[illegible]	[illegible]	[illegible]	[illegible]	[illegible]	[illegible]	[illegible]	[illegible]	[illegible]	[illegible]	[illegible]
Dairy products stores, milk dealers	[illegible]	[illegible]	[illegible]	[illegible]	[illegible]	[illegible]	[illegible]	[illegible]	[illegible]	[illegible]	[illegible]	[illegible]	[illegible]	[illegible]	[illegible]	[illegible]	[illegible]
All other food stores	[illegible]	[illegible]	[illegible]	[illegible]	[illegible]	[illegible]	[illegible]	[illegible]	[illegible]	[illegible]	[illegible]	[illegible]	[illegible]	[illegible]	[illegible]	[illegible]	[illegible]
Eating and drinking places	[illegible]	[illegible]	[illegible]	[illegible]	10	1,869	867	602	[illegible]	34	50	[illegible]	[illegible]	[illegible]	1,362	[illegible]	[illegible]
General stores	[illegible]	[illegible]	[illegible]	[illegible]	[illegible]	3,681	1,222	2,293	176	389	370	70	54	[illegible]	[illegible]	42	[illegible]
General merchandise group	[illegible]	[illegible]	[illegible]	[illegible]	17	[illegible]	[illegible]	[illegible]	[illegible]	[illegible]	[illegible]	[illegible]	[illegible]	[illegible]	[illegible]	[illegible]	[illegible]
Department stores	[illegible]	[illegible]	[illegible]	[illegible]	[illegible]	[illegible]	[illegible]	[illegible]	[illegible]	[illegible]	[illegible]	[illegible]	[illegible]	[illegible]	[illegible]	[illegible]	[illegible]
Dry goods, general merchandise stores	22	[illegible]	[illegible]	[illegible]	13	[illegible]	[illegible]	[illegible]	[illegible]	[illegible]	[illegible]	[illegible]	[illegible]	[illegible]	[illegible]	12	[illegible]
Variety stores	15	[illegible]	15	[illegible]	[illegible]	[illegible]	[illegible]	[illegible]	[illegible]	[illegible]	[illegible]	[illegible]	[illegible]	[illegible]	[illegible]	[illegible]	[illegible]
Apparel group	[illegible]	[illegible]	[illegible]	[illegible]	28	[illegible]	[illegible]	[illegible]	127	339	304	17	13	[illegible]	[illegible]	[illegible]	[illegible]
Men's, boys' clothing, furnishings stores	[illegible]	[illegible]	[illegible]	[illegible]	5	[illegible]	[illegible]	[illegible]	[illegible]	[illegible]	[illegible]	[illegible]	[illegible]	[illegible]	[illegible]	[illegible]	[illegible]
Family clothing stores	[illegible]	[illegible]	[illegible]	[illegible]	[illegible]	[illegible]	[illegible]	[illegible]	[illegible]	[illegible]	[illegible]	[illegible]	[illegible]	[illegible]	[illegible]	[illegible]	[illegible]
Women's ready-to-wear stores	[illegible]	[illegible]	[illegible]	[illegible]	[illegible]	[illegible]	[illegible]	[illegible]	[illegible]	[illegible]	[illegible]	[illegible]	[illegible]	[illegible]	[illegible]	[illegible]	[illegible]
Other apparel accessory, specialty stores	[illegible]	[illegible]	[illegible]	[illegible]	[illegible]	[illegible]	[illegible]	[illegible]	[illegible]	[illegible]	[illegible]	[illegible]	[illegible]	[illegible]	[illegible]	[illegible]	[illegible]
Shoe stores	[illegible]	[illegible]	[illegible]	[illegible]	[illegible]	[illegible]	[illegible]	[illegible]	[illegible]	[illegible]	[illegible]	[illegible]	[illegible]	[illegible]	[illegible]	[illegible]	[illegible]
Custom tailors	[illegible]	[illegible]	[illegible]	[illegible]	[illegible]	[illegible]	[illegible]	[illegible]	[illegible]	[illegible]	[illegible]	[illegible]	[illegible]	[illegible]	[illegible]	[illegible]	[illegible]
Furriers, fur shops	[illegible]	[illegible]	[illegible]	[illegible]	[illegible]	[illegible]	[illegible]	[illegible]	[illegible]	[illegible]	[illegible]	[illegible]	[illegible]	[illegible]	[illegible]	[illegible]	[illegible]
All other apparel stores	[illegible]	[illegible]	[illegible]	[illegible]	[illegible]	[illegible]	[illegible]	[illegible]	[illegible]	[illegible]	[illegible]	[illegible]	[illegible]	[illegible]	[illegible]	[illegible]	[illegible]
Furniture, furnishings, appliance group	[illegible]	[illegible]	[illegible]	[illegible]	34	[illegible]	[illegible]	[illegible]	[illegible]	[illegible]	[illegible]	[illegible]	[illegible]	[illegible]	[illegible]	[illegible]	[illegible]
Furniture stores	[illegible]	[illegible]	[illegible]	[illegible]	[illegible]	[illegible]	[illegible]	[illegible]	[illegible]	[illegible]	[illegible]	[illegible]	[illegible]	[illegible]	[illegible]	[illegible]	[illegible]
Floor covering, drapery stores	[illegible]	[illegible]	[illegible]	[illegible]	[illegible]	[illegible]	[illegible]	[illegible]	[illegible]	[illegible]	[illegible]	[illegible]	[illegible]	[illegible]	[illegible]	[illegible]	[illegible]
Other home furnishing stores	[illegible]	[illegible]	[illegible]	[illegible]	[illegible]	[illegible]	[illegible]	[illegible]	[illegible]	[illegible]	[illegible]	[illegible]	[illegible]	[illegible]	[illegible]	[illegible]	[illegible]
Household appliance stores	[illegible]	[illegible]	[illegible]	[illegible]	[illegible]	[illegible]	[illegible]	[illegible]	[illegible]	[illegible]	[illegible]	[illegible]	[illegible]	[illegible]	[illegible]	[illegible]	[illegible]
Radio stores	[illegible]	[illegible]	[illegible]	[illegible]	[illegible]	[illegible]	[illegible]	[illegible]	[illegible]	[illegible]	[illegible]	[illegible]	[illegible]	[illegible]	[illegible]	[illegible]	[illegible]
Automotive group	[illegible]	[illegible]	[illegible]	[illegible]	89	[illegible]	[illegible]	[illegible]	[illegible]	[illegible]	[illegible]	[illegible]	[illegible]	[illegible]	[illegible]	[illegible]	[illegible]
Motor vehicle (new and used) dealers	[illegible]	[illegible]	[illegible]	[illegible]	[illegible]	[illegible]	[illegible]	[illegible]	[illegible]	[illegible]	[illegible]	[illegible]	[illegible]	[illegible]	[illegible]	[illegible]	[illegible]
Motor vehicle (used) dealers	[illegible]	[illegible]	[illegible]	[illegible]	[illegible]	[illegible]	[illegible]	[illegible]	[illegible]	[illegible]	[illegible]	[illegible]	[illegible]	[illegible]	[illegible]	[illegible]	[illegible]
Tire, battery, accessory dealers	[illegible]	[illegible]	[illegible]	[illegible]	[illegible]	[illegible]	[illegible]	[illegible]	[illegible]	[illegible]	[illegible]	[illegible]	[illegible]	[illegible]	[illegible]	[illegible]	[illegible]
All other automotive dealers	[illegible]	[illegible]	[illegible]	[illegible]	[illegible]	[illegible]	[illegible]	[illegible]	[illegible]	[illegible]	[illegible]	[illegible]	[illegible]	[illegible]	[illegible]	[illegible]	[illegible]
Gasoline service stations	[illegible]	[illegible]	[illegible]	[illegible]	57	5,417	3,327	2,080	(y)	278	234	(y)	(y)	[illegible]	[illegible]	272	[illegible]
Lumber, building, hardware group	[illegible]	[illegible]	[illegible]	[illegible]	41	[illegible]	[illegible]	[illegible]	(y)	[illegible]	[illegible]	(y)	(y)	[illegible]	[illegible]	[illegible]	[illegible]
Lumber yards, building materials dealers	22	[illegible]	[illegible]	[illegible]	22	[illegible]	[illegible]	[illegible]	[illegible]	[illegible]	[illegible]	[illegible]	[illegible]	[illegible]	[illegible]	[illegible]	[illegible]
Plumbing, paint, electrical stores	[illegible]	[illegible]	[illegible]	[illegible]	[illegible]	[illegible]	[illegible]	[illegible]	(y)	[illegible]	[illegible]	(y)	(y)	[illegible]	[illegible]	[illegible]	[illegible]
Hardware stores	[illegible]	[illegible]	[illegible]	[illegible]	[illegible]	[illegible]	[illegible]	[illegible]	[illegible]	[illegible]	[illegible]	[illegible]	[illegible]	[illegible]	[illegible]	[illegible]	[illegible]
Farm equipment dealers	[illegible]	[illegible]	[illegible]	[illegible]	[illegible]	[illegible]	[illegible]	[illegible]	[illegible]	[illegible]	[illegible]	[illegible]	[illegible]	[illegible]	[illegible]	[illegible]	[illegible]
Drug and proprietary stores	[illegible]	[illegible]	[illegible]	[illegible]	27	[illegible]	[illegible]	[illegible]	[illegible]	[illegible]	[illegible]	[illegible]	[illegible]	[illegible]	[illegible]	[illegible]	[illegible]
Other retail stores	[illegible]	[illegible]	[illegible]	[illegible]	46	[illegible]	[illegible]	[illegible]	[illegible]	[illegible]	[illegible]	[illegible]	[illegible]	[illegible]	[illegible]	[illegible]	[illegible]
Fuel, fuel oil, ice dealers	[illegible]	[illegible]	[illegible]	[illegible]	12	[illegible]	[illegible]	[illegible]	[illegible]	[illegible]	[illegible]	[illegible]	[illegible]	[illegible]	[illegible]	[illegible]	[illegible]
Feed, farm, garden supply stores	[illegible]	[illegible]	[illegible]	[illegible]	[illegible]	[illegible]	[illegible]	[illegible]	[illegible]	[illegible]	[illegible]	[illegible]	[illegible]	[illegible]	[illegible]	[illegible]	[illegible]
Jewelry stores	[illegible]	[illegible]	[illegible]	[illegible]	[illegible]	[illegible]	[illegible]	[illegible]	[illegible]	[illegible]	[illegible]	[illegible]	[illegible]	[illegible]	[illegible]	[illegible]	[illegible]
Book, stationery stores	[illegible]	[illegible]	[illegible]	[illegible]	[illegible]	[illegible]	[illegible]	[illegible]	(y)	[illegible]	[illegible]	(y)	(y)	[illegible]	[illegible]	[illegible]	[illegible]
Sporting goods stores, bicycle stores	[illegible]	[illegible]	[illegible]	[illegible]	[illegible]	[illegible]	[illegible]	[illegible]	[illegible]	[illegible]	[illegible]	[illegible]	[illegible]	[illegible]	[illegible]	[illegible]	[illegible]
Florists	[illegible]	[illegible]	[illegible]	[illegible]	[illegible]	[illegible]	[illegible]	[illegible]	[illegible]	[illegible]	[illegible]	[illegible]	[illegible]	[illegible]	[illegible]	[illegible]	[illegible]
Music stores	[illegible]	[illegible]	[illegible]	[illegible]	[illegible]	[illegible]	[illegible]	[illegible]	[illegible]	[illegible]	[illegible]	[illegible]	[illegible]	[illegible]	[illegible]	[illegible]	[illegible]
Optical goods stores	[illegible]	[illegible]	[illegible]	[illegible]	[illegible]	[illegible]	[illegible]	[illegible]	[illegible]	[illegible]	[illegible]	[illegible]	[illegible]	[illegible]	[illegible]	[illegible]	[illegible]
Camera, photographic supply stores	[illegible]	[illegible]	[illegible]	[illegible]	[illegible]	[illegible]	[illegible]	[illegible]	[illegible]	[illegible]	[illegible]	[illegible]	[illegible]	[illegible]	[illegible]	[illegible]	[illegible]
All other retail stores	39	2,590	32	2,080	7	510	362	148	[illegible]	47	13	[illegible]	[illegible]	[illegible]	[illegible]	135	3,266

See footnotes at end of table.

Table 11G.—ANALYSIS OF CASH AND CREDIT SALES AND BALANCES DUE FOR LARGE STORES AND MULTIUNITS—STATE, BY KIND OF BUSINESS: 1948—Continued

NEW HAMPSHIRE

[See text for explanatory material]

Kind of business	Large stores and multiunits														Small single-unit stores	
	Stores analyzing sales												Stores not analyzing sales			
	Total		Stores with cash sales only		Stores with credit sales											
					Total					Balances due from customers						
										On charge account sales		On installment sales				
	Stores (Number)	Sales, entire year (Thousand dollars)	Number	Sales, entire year (Thousand dollars)	Stores (Number)	Sales, entire year (Thousand dollars)	Cash sales (Thousand dollars)	Charge account sales (Thousand dollars)	Installment sales (Thousand dollars)	End of year (Thousand dollars)	Beginning of year (Thousand dollars)	End of year (Thousand dollars)	Beginning of year (Thousand dollars)	Number	Sales, entire year (Thousand dollars)	Number	Sales, entire year (Thousand dollars)
State, total	1,672	299,855	737	109,896	935	189,959	87,624	80,219	22,116	10,865	9,797	4,047	3,269	24	3,464	5,845	167,423
Food group	409	83,557	268	58,758	141	24,799	12,247	12,519	(v)	896	808	(v)	(v)	4	486	1,646	58,176
Grocery stores, without fresh meat	115	12,784	109	11,769	6	1,015	805	210	...	46	45	...	...	1	46	547	12,095
Grocery stores, with fresh meat	230	60,232	121	43,449	109	16,783	9,827	6,930	(v)	508	457	(v)	(v)	3	440	848	38,863
Candy, nut, confectionery stores	13	548	13	548	...	...	...	...	...	...	...	...	...	...	...	39	549
Dairy products stores, milk dealers	32	8,165	9	(x)	23	(x)	(x)	(x)	(x)	(x)	(x)	(x)	(x)	...	...	43	2,185
All other food stores	19	1,828	16	(x)	3	(x)	(x)	(x)	(x)	(x)	(x)	(x)	(x)	...	...	169	4,504
Eating and drinking places	119	(x)	118	(x)	1	(x)	(x)	(x)	(x)	(x)	(x)	(x)	(x)	1	...	1,101	(x)
General stores	3	(x)	...	...	3	(x)	(x)	(x)	(x)	(x)	(x)	(x)	(x)	...	...	93	(x)
General merchandise group	93	24,053	71	12,229	22	11,824	7,310	2,569	1,945	421	390	570	508	1	181	123	3,093
Department stores	8	8,243	1	(x)	7	(x)	(x)	(x)	(x)	(x)	(x)	(x)	(x)	...	...	...	...
Dry goods, general merchandise stores	36	5,859	21	(x)	15	(x)	(x)	(x)	(x)	(x)	(x)	(x)	(x)	2	181	86	1,956
Variety stores	49	9,951	49	9,951	...	...	...	...	...	...	...	...	...	...	...	37	1,137
Apparel group	184	20,611	103	8,060	81	12,551	7,715	3,825	1,011	798	735	282	275	4	459	396	11,871
Men's, boys' clothing, furnishings stores	42	3,639	21	1,318	21	2,321	1,699	529	(v)	134	108	(v)	(v)	...	...	103	3,837
Family clothing stores	32	6,389	9	1,284	23	5,106	2,858	1,657	591	349	322	208	184	1	15	33	1,050
Women's ready-to-wear stores	48	6,323	26	2,998	22	3,325	1,924	1,151	250	219	220	50	56	3	444	104	3,127
Other apparel accessory, specialty stores	17	971	15	(x)	2	(x)	(x)	(x)	(x)	(x)	(x)	(x)	(x)	...	...	34	64
Shoe stores	29	2,396	29	1,801	8	595	534	(v)	...	(v)	(v)	...	...	...	...	77	3,371
Custom tailors	...	...	...	...	...	...	...	...	...	...	...	...	...	...	...	12	71
Furriers, fur shops	2	(x)	...	...	2	(x)	(x)	(x)	(x)	(x)	(x)	(x)	(x)	...	...	10	(x)
All other apparel stores	6	(x)	3	(x)	3	(x)	(x)	(x)	(x)	(x)	(x)	(x)	(x)	...	...	18	(x)
Furniture, furnishings, appliance group	146	16,867	12	589	133	16,278	4,666	4,969	6,643	1,698	1,033	2,268	1,736	1	354	356	8,31
Furniture stores	42	9,728	...	...	42	9,728	2,047	2,703	2,978	905	686	1,081	913	...	...	73	2,998
Floor covering, drapery stores	4	(x)	2	(x)	2	(x)	(x)	(x)	(x)	(x)	(x)	(x)	(x)	...	...	15	(x)
Other home furnishing stores	8	(x)	6	(x)	2	(x)	(x)	(x)	(x)	(x)	(x)	(x)	(x)	...	...	141	(x)
Household appliance stores	86	2,280	3	(x)	83	(x)	(x)	(x)	(x)	(x)	(x)	(x)	(x)	1	254	89	3,44
Radio stores	6	(x)	2	(x)	4	(x)	(x)	(x)	(x)	(x)	(x)	(x)	(x)	...	...	38	(x)
Automotive group	204	52,809	13	2,023	191	50,786	30,041	10,751	9,994	1,381	1,087	341	231	2	689	169	7,317
Motor vehicle (new and used) dealers	172	47,390	3	(x)	169	(x)	(x)	(x)	(x)	(x)	(x)	(x)	(x)	2	689	58	3,594
Motor vehicle (used) dealers	16	3,766	6	1,260	10	2,506	1,697	154	620	43	40	31	27	...	...	39	1,656
Tire, battery, accessory dealers	14	(x)	4	(x)	10	(x)	(x)	(x)	(x)	(x)	(x)	(x)	(x)	...	...	50	(x)
All other automotive dealers	2	(x)	...	...	2	(x)	(x)	(x)	(x)	(x)	(x)	(x)	(x)	...	...	22	(x)
Gasoline service stations	37	4,527	14	468	23	4,041	1,278	783	...	142	117	...	...	...	...	341	4,22
Lumber, building, hardware group	122	30,154	9	498	113	28,656	8,249	18,681	1,726	2,487	3,340	257	249	4	293	175	5,208
Lumber yards, building materials dealers	51	13,027	1	(x)	50	(x)	(x)	(x)	(x)	(x)	(x)	(x)	(x)	1	169	21	809
Plumbing, paint, electrical stores	12	1,035	2	(x)	10	(x)	(x)	(x)	(x)	(x)	(x)	(x)	(x)	2	569	53	1,46
Hardware stores	47	12,941	6	489	41	12,453	5,189	6,084	1,180	742	780	233	200	1	113	82	2,7
Farm equipment dealers	12	3,151	...	...	12	3,151	945	1,340	466	155	98	12	13	...	...	14	8
Drug and proprietary stores	45	6,023	21	(x)	24	(x)	(x)	(x)	(x)	(x)	(x)	(x)	(x)	1	103	182	8,41
Other retail stores	310	57,408	107	17,838	203	39,570	13,220	25,586	764	3,361	3,211	313	262	3	494	784	18,594
Fuel, fuel oil, ice dealers	79	15,134	6	(x)	73	(x)	(x)	(x)	(x)	(x)	(x)	(x)	(x)	2	438	214	9,1
Feed, farm, garden supply stores	107	23,946	5	(x)	102	(x)	(x)	(x)	(x)	(x)	(x)	(x)	(x)	...	...	63	1,06
Jewelry stores	12	1,253	3	(x)	9	(x)	(x)	(x)	(x)	(x)	(x)	(x)	(x)	...	...	52	1,3
Book, stationery stores	9	700	5	139	4	561	366	135	...	22	18	...	...	...	...	33	1,1
Sporting goods stores, bicycle stores	1	(x)	...	...	1	(x)	(x)	(x)	(x)	(x)	(x)	(x)	(x)	1	56	52	(x)
Florists	6	(x)	5	(x)	1	(x)	(x)	(x)	(x)	(x)	(x)	(x)	(x)	...	...	36	(x)
Music stores	5	328	3	(x)	2	(x)	(x)	(x)	(x)	(x)	(x)	(x)	(x)	...	...	19	3
Optical goods stores	1	(x)	...	...	1	(x)	(x)	(x)	(x)	(x)	(x)	(x)	(x)	...	...	1	(x)
Camera, photographic supply stores	5	(x)	-	(x)	1	(x)	(x)	(x)	(x)	(x)	(x)	(x)	(x)	...	...	18	(x)
All other retail stores	85	15,385	76	15,049	9	336	84	250	(v)	26	20	(v)	(v)	-	6	110	2,35

See footnotes at end of table.

Table 11G.—ANALYSIS OF CASH AND CREDIT SALES AND BALANCES DUE FOR LARGE STORES AND MULTIUNITS STATE, BY KIND OF BUSINESS 1948—Continued

NEW JERSEY

[See text for explanatory material]

Kind of business	Large stores and multiunits													Small single unit stores	
	Total		Stores with cash sales only		Stores analyzing sales								Stores not analyzing sales			
					Stores with credit sales											
					Total					Balances due from customers						
										On charge account sales		On installment sales				
	Stores	Sales, entire year	Number	Sales, entire year	Stores	Sales, entire year	Cash sales	Charge account sales	Installment sales	End of year	Beginning of year	End of year	Beginning of year	Number	Sales, entire year	Number	Sales, entire year
	(Number)	(Thousand dollars)		(Thousand dollars)	(Number)	(Thousand dollars)	(Thousand dollars)	(Thousand dollars)	(Thousand dollars)	(Thousand dollars)	(Thousand dollars)	(Thousand dollars)	(Thousand dollars)		(Thousand dollars)		(Thousand dollars)
State, total	1,123	1,809,559	314	1,206,203	4,809	1,603,356	824,973	632,626	155,757	87,766	74,346	34,880	28,407	256	42,347	56,711	4,556,[illegible]
Food group	1,124	766,312	507	604,287	547	162,025	74,414	87,443	218	5,711	5,017	68	36	52	8,347	37,774	482,654
Grocery stores, without fresh meat	115	79,103	23	66,495	42	6,608	4,024	2,573	(v)	265	253	(v)	(v)	9	245	4,[illegible]	[illegible]
Grocery stores, with fresh meat	1,323	611,481	1,058	454,876	265	56,105	43,966	12,109	(v)	1,074	836	(v)	(v)	14	1,[illegible]	[illegible]	[illegible]
Candy, nut, confectionery stores	313	15,912	308	14,067	5	1,845	1,433	412	...	46	27	...	...	2	91	3,[illegible]	37,388
Dairy products stores, milk dealers	512	82,960	85	11,600	117	71,360	6,832	64,528	...	3,733	3,388	...	...	46	1,527	[illegible]	20,[illegible]
All other food stores	621	83,766	503	57,249	118	26,717	18,669	7,871	(v)	593	513	(v)	(v)	23	3,[illegible]	[illegible]	14,[illegible]
Eating and drinking places	1,117	123,170	1,065	(x)	52	(x)	(x)	(x)	(x)	(x)	(x)	(x)	(x)	49	4,[illegible]	[illegible]	37,[illegible]
General stores	5	671	3	(x)	2	(x)	(x)	(x)	(x)	(x)	(x)	(x)	(x)	...	...	58	5,[illegible]
General merchandise group	443	423,351	386	90,622	107	333,329	136,279	68,424	28,626	18,443	16,843	6,471	5,787	4	632	1,432	3,[illegible]
Department stores	43	220,985	1	(x)	42	(x)	(x)	(x)	(x)	(x)	(x)	(x)	(x)	...	...	...	...
Dry goods, general merchandise stores	191	26,506	131	13,520	60	12,986	7,313	1,823	3,850	636	563	2,182	2,080	3	465	1,030	22,618
Variety stores	259	76,460	254	(x)	5	(x)	(x)	(x)	(x)	(x)	(x)	(x)	(x)	1	167	302	8,[illegible]
Apparel group	1,596	262,924	1,182	158,135	414	104,789	67,856	27,691	9,242	5,237	4,753	2,742	2,252	27	4,131	4,236	226,48[illegible]
Men's, boys' clothing, furnishings stores	334	58,130	196	24,442	138	33,688	25,383	5,900	2,405	1,192	1,018	479	359	4	796	822	24,481
Family clothing stores	115	43,691	46	24,518	69	25,173	14,515	5,358	5,300	1,330	1,248	1,876	1,564	1	123	247	9,[illegible]
Women's ready-to-wear stores	430	75,522	299	42,197	131	33,325	19,734	12,781	810	2,166	1,954	147	109	1	1,705	1,187	36,[illegible]
Other apparel accessory, specialty stores	218	17,523	209	16,546	4	977	573	394	(v)	76	76	(v)	(v)	8	238	697	15,252
Shoe stores	359	44,873	336	40,731	23	4,142	3,568	574	...	69	38	...	...	5	769	548	17,891
Custom tailors	12	1,238	8	537	5	701	489	155	(v)	28	27	(v)	(v)	...	...	173	3,[illegible]
Furriers, fur shops	31	5,188	4	239	27	4,949	1,989	2,307	653	311	331	238	220	...	...	103	4,[illegible]
All other apparel stores	96	12,759	84	8,925	12	1,834	1,605	222	(v)	65	61	(v)	(v)	...	...	409	10,98[illegible]
Furniture, furnishings, appliance group	994	200,181	245	35,462	749	164,719	62,458	41,846	60,435	6,380	5,248	16,683	12,828	16	1,979	2,266	75,794
Furniture stores	321	81,822	53	7,739	268	74,083	24,908	15,512	33,663	3,145	2,678	12,408	9,612	1	133	514	20,616
Floor covering, drapery stores	101	16,126	51	6,710	50	9,416	5,267	3,327	822	489	389	210	187	1	128	372	12,688
Other home furnishing stores	56	8,284	23	4,254	33	4,030	1,581	492	1,957	54	61	655	553	1	108	588	14,567
Household appliance stores	397	69,126	81	11,035	316	58,091	20,491	17,429	20,171	2,080	1,680	3,247	2,350	6	1,119	528	20,319
Radio stores	119	24,823	37	5,724	82	19,099	10,211	5,066	3,822	612	440	163	126	7	491	264	7,[illegible]2
Automotive group	1,394	548,218	391	112,741	1,003	435,477	307,353	87,516	40,608	8,429	6,909	3,358	2,086	30	10,130	871	32,491
Motor vehicle (new and used) dealers	948	455,003	134	61,398	814	393,605	287,632	74,490	31,483	6,783	5,517	2,333	1,594	15	6,805	129	7,790
Motor vehicle (used) dealers	227	60,505	158	39,715	69	20,790	12,982	1,095	6,713	110	89	337	276	12	3,019	276	11,132
Tire, battery, accessory dealers	192	24,961	88	10,154	104	14,807	4,893	8,684	1,230	1,268	1,105	353	206	1	101	368	10,561
All other automotive dealers	27	7,749	11	1,474	16	6,275	1,846	3,247	1,182	268	198	335	10	2	205	98	2,808
Gasoline service stations	415	34,670	235	16,214	180	18,456	13,639	4,643	(v)	675	557	(v)	(v)	17	1,924	5,946	159,320
Lumber, building, hardware group	814	213,985	115	19,234	699	200,751	57,552	138,580	4,619	22,425	18,251	438	379	17	3,650	1,762	57,336
Lumber yards, building materials dealers	444	155,505	43	10,862	401	144,643	30,426	113,151	1,066	18,892	15,333	157	112	8	1,876	187	8,26[illegible]
Plumbing, paint, electrical stores	156	22,557	32	3,173	124	19,384	7,435	11,122	(v)	1,443	1,191	(v)	(v)	6	1,037	575	18,367
Hardware stores	153	26,899	36	4,256	117	22,643	13,241	7,368	(v)	1,109	900	(v)	(v)	1	427	959	28,777
Farm equipment dealers	61	15,024	4	943	57	14,081	6,450	6,939	692	981	827	166	158	2	310	41	1,926
Drug and proprietary stores	381	58,152	294	42,530	87	15,622	12,200	3,420	(v)	378	348	(v)	(v)	18	2,113	1,341	55,637
Other retail stores	1,790	340,725	821	82,922	969	257,803	83,891	162,079	11,833	19,953	21,273	5,078	4,254	26	5,594	7,522	198,348
Fuel, fuel oil, ice dealers	522	143,624	67	11,761	455	131,863	35,052	95,192	(v)	12,787	11,024	(v)	(v)	10	2,494	904	30,616
Feed, farm, garden supply stores	197	77,442	22	5,948	175	71,494	22,924	48,309	261	4,824	8,005	45	19	7	1,842	128	5,303
Jewelry stores	159	25,626	49	5,832	110	19,794	7,664	4,922	7,208	885	998	3,375	2,951	2	247	550	14,056
Book, stationery stores	39	6,496	12	899	27	5,597	1,802	3,144	651	428	413	681	519	...	...	312	8,646
Sporting goods stores, bicycle stores	27	3,406	14	1,348	13	2,058	1,553	505	...	113	99	...	...	...	...	302	6,711
Florists	43	1,864	14	290	29	1,574	722	852	...	103	100	...	...	1	158	676	12,888
Music stores	28	2,936	16	385	12	2,551	563	350	1,638	48	17	707	508	...	...	189	4,567
Optical goods stores	19	1,052	10	511	9	541	288	(v)	99	(v)	(v)	42	35	...	...	70	1,669
Camera, photographic supply stores	27	4,138	15	1,574	12	2,564	1,837	708	(v)	148	99	(v)	(v)	...	...	103	3,193
All other retail stores	729	74,141	602	54,374	127	19,767	11,486	7,943	338	604	495	80	78	6	853	4,288	111,299

See footnotes at end of table.

Table 11G.—ANALYSIS OF CASH AND CREDIT SALES AND BALANCES DUE FOR LARGE STORES AND MULTIUNITS—STATE, BY KIND OF BUSINESS: 1948—Continued

NEW MEXICO

[See text for explanatory material]

Kind of business	Large stores and multiunits: Stores analyzing sales: Total: Stores (Number)	Total: Sales, entire year (Thousand dollars)	Stores with cash sales only: Number	Stores with cash sales only: Sales, entire year (Thousand dollars)	Stores with credit sales: Total: Stores (Number)	Total: Sales, entire year (Thousand dollars)	Cash sales (Thousand dollars)	Charge account sales (Thousand dollars)	Installment sales (Thousand dollars)	Balances due from customers: On charge account sales: End of year (Thousand dollars)	On charge account sales: Beginning of year (Thousand dollars)	On installment sales: End of year (Thousand dollars)	On installment sales: Beginning of year (Thousand dollars)	Large stores and multiunits: Stores not analyzing sales: Number	Stores not analyzing sales: Sales, entire year (Thousand dollars)	Small single-unit stores: Number	Small single-unit stores: Sales, entire year (Thousand dollars)
State, total	1,587	312,015	590	87,887	997	224,128	111,827	92,712	19,589	14,706	12,421	4,834	3,375	83	11,123	6,172	154,415
Food group	268	59,192	144	29,813	124	29,379	21,558	7,813	(v)	1,190	940	(v)	(v)	23	2,724	1,807	38,165
Grocery stores, without fresh meat	12	570	8	(x)	4	(x)	(x)	(x)	(x)	(x)	(x)	(x)	(x)	5	167	885	10,157
Grocery stores, with fresh meat	241	55,203	125	28,548	116	26,655	20,565	6,082	(v)	1,027	808	(v)	(v)	17	2,409	801	25,873
Candy, nut, confectionery stores	2	(x)	2	(x)	...	...	...	...	...	...	...	...	...	...	...	49	(x)
Dairy products stores, milk dealers	4	(x)	2	(x)	2	(x)	(x)	(x)	(x)	(x)	(x)	(x)	(x)	...	...	5	(x)
All other food stores	9	852	7	(x)	2	(x)	(x)	(x)	(x)	(x)	(x)	(x)	(x)	1	148	67	1,439
Eating and drinking places	111	8,986	105	8,547	6	439	312	(v)	...	(v)	(v)	...	...	11	576	1,400	28,449
General stores	44	7,983	5	341	39	7,642	3,558	3,985	99	706	607	31	19	2	291	127	4,006
General merchandise group	126	37,187	92	20,810	34	16,377	9,497	3,316	3,564	503	447	1,122	817	3	376	158	4,436
Department stores	9	11,446	...	...	9	11,446	6,970	1,064	3,412	214	192	1,111	807	...	...	...	...
Dry goods, general merchandise stores	68	18,183	45	(x)	23	(x)	(x)	(x)	(x)	(x)	(x)	(x)	(x)	3	376	116	3,426
Variety stores	49	7,558	47	(x)	2	(x)	(x)	(x)	(x)	(x)	(x)	(x)	(x)	...	...	42	1,006
Apparel group	118	19,411	55	6,625	63	12,786	7,793	4,742	251	1,249	897	72	56	6	524	244	8,40
Men's, boys' clothing, furnishings stores	20	3,668	5	557	15	3,111	2,040	1,071	...	248	197	...	...	1	49	32	1,47
Family clothing stores	40	5,972	23	2,343	17	3,629	2,346	1,035	248	242	213	72	56	...	...	46	1,794
Women's ready-to-wear stores	32	6,571	10	2,350	22	4,221	2,273	1,945	(v)	591	388	(v)	(v)	4	361	81	2,977
Other apparel accessory, specialty stores	2	(x)	...	...	2	(x)	(x)	(x)	(x)	(x)	(x)	(x)	(x)	...	...	7	(x)
Shoe stores	21	2,485	16	(x)	5	(x)	(x)	(x)	(x)	(x)	(x)	(x)	(x)	...	...	35	1,263
Custom tailors	...	...	...	...	...	...	...	...	...	...	...	...	...	...	...	9	7
Furriers, fur shops	1	(x)	...	...	1	(x)	(x)	(x)	(x)	(x)	(x)	(x)	(x)	...	...	2	(x)
All other apparel stores	2	(x)	1	(x)	1	(x)	(x)	(x)	(x)	(x)	(x)	(x)	(x)	1	114	32	(x)
Furniture, furnishings, appliance group	124	17,314	8	647	116	16,667	4,561	6,751	5,355	1,468	1,379	1,815	1,366	5	975	175	5,537
Furniture stores	55	10,455	5	468	50	9,987	2,537	4,475	2,975	1,102	854	1,370	954	1	120	70	2,364
Floor covering, drapery stores	2	(x)	...	...	2	(x)	(x)	(x)	(x)	(x)	(x)	(x)	(x)	1	480	19	(x)
Other home furnishing stores	2	(x)	...	...	2	(x)	(x)	(x)	(x)	(x)	(x)	(x)	(x)	1	96	12	(x)
Household appliance stores	65	6,286	3	179	62	6,107	1,960	1,845	2,302	319	491	411	405	2	279	68	2,46
Radio stores	...	...	...	...	...	...	...	...	...	...	...	...	...	...	...	6	81
Automotive group	261	74,313	25	5,447	236	68,866	37,561	23,353	7,952	2,540	2,043	1,156	609	8	2,468	163	6,750
Motor vehicle (new and used) dealers	202	65,405	15	4,030	187	61,375	34,553	20,233	6,589	2,156	1,719	916	507	5	2,092	25	1,366
Motor vehicle (used) dealers	19	3,587	8	(x)	11	(x)	(x)	(x)	(x)	(x)	(x)	(x)	(x)	2	274	66	2,718
Tire, battery, accessory dealers	35	4,062	1	(x)	34	(x)	(x)	(x)	(x)	(x)	(x)	(x)	(x)	1	102	60	2,283
All other automotive dealers	5	1,259	1	(x)	4	(x)	(x)	(x)	(x)	(x)	(x)	(x)	(x)	...	...	12	381
Gasoline service stations	85	8,073	34	2,550	51	5,523	3,436	1,909	178	332	221	60	42	8	1,177	984	26,4
Lumber, building, hardware group	205	47,047	14	2,392	191	44,655	12,091	30,763	1,801	5,235	4,666	400	334	5	479	183	7,30
Lumber yards, building materials dealers	113	27,474	4	(x)	109	(x)	(x)	(x)	(x)	(x)	(x)	(x)	(x)	1	247	55	2,22
Plumbing, paint, electrical stores	16	3,976	3	(x)	13	(x)	(x)	(x)	(x)	(x)	(x)	(x)	(x)	...	...	35	1,26
Hardware stores	29	6,090	4	(x)	25	(x)	(x)	(x)	(x)	(x)	(x)	(x)	(x)	2	54	66	2,324
Farm equipment dealers	47	9,507	3	(x)	44	(x)	(x)	(x)	(x)	(x)	(x)	(x)	(x)	2	178	27	1,601
Drug and proprietary stores	69	10,941	29	5,223	40	5,718	4,333	1,375	(v)	271	188	(v)	(v)	1	148	144	4,001
Other retail stores	176	21,568	79	5,492	97	16,076	7,127	8,578	371	1,200	1,064	175	122	11	1,385	737	18,84
Fuel, fuel oil, ice dealers	29	3,923	5	445	24	3,478	660	2,808	(v)	438	358	(v)	(v)	2	247	24	437
Feed, farm, garden supply stores	36	6,447	6	468	30	5,979	3,227	2,702	50	253	234	50	47	1	540	64	2,617
Jewelry stores	18	2,299	6	255	12	2,044	1,011	904	129	258	175	43	27	...	...	79	2,069
Book, stationery stores	7	1,427	1	(x)	6	(x)	(x)	(x)	(x)	(x)	(x)	(x)	(x)	...	...	14	371
Sporting goods stores, bicycle stores	2	(x)	...	...	2	(x)	(x)	(x)	(x)	(x)	(x)	(x)	(x)	...	...	24	x
Florists	4	(x)	2	(x)	2	(x)	(x)	(x)	(x)	(x)	(x)	(x)	(x)	1	117	40	(x)
Music stores	4	(x)	2	(x)	2	(x)	(x)	(x)	(x)	(x)	(x)	(x)	(x)	1	113	15	(x)
Optical goods stores	...	...	...	...	...	...	...	...	...	...	...	...	...	...	...	2	(x)
Camera, photographic supply stores	1	(x)	1	(x)	...	...	...	...	...	...	...	...	...	...	...	9	(x)
All other retail stores	75	5,927	56	3,879	19	2,048	943	1,002	103	80	71	18	9	6	366	511	12,535

See footnotes at end of table.

Table 11G.—ANALYSIS OF CASH AND CREDIT SALES AND BALANCES DUE FOR LARGE STORES AND MULTIUNITS STATE, BY KIND OF BUSINESS 1948—Continued

NEW YORK

[See text for explanatory material]

Kind of business	Large stores and multiunits: Stores analyzing sales: Total: Stores (Number)	Total: Sales, entire year (Thousand dollars)	Stores with cash sales only: Number	Stores with cash sales only: Sales, entire year (Thousand dollars)	Stores with credit sales: Total: Stores (Number)	Stores with credit sales: Total: Sales, entire year (Thousand dollars)	Cash sales (Thousand dollars)	Charge account sales (Thousand dollars)	Installment sales (Thousand dollars)	Balances due from customers: On charge account sales: End of year (Thousand dollars)	On charge account sales: Beginning of year (Thousand dollars)	On installment sales: End of year (Thousand dollars)	On installment sales: Beginning of year (Thousand dollars)	Stores not analyzing sales: Number	Stores not analyzing sales: Sales, entire year (Thousand dollars)	Small single unit stores: Number	Small single unit stores: Sales, entire year (Thousand dollars)
State, total	39,130	4,935,410	24,558	4,352,999	14,572	5,582,411	3,014,813	2,153,315	514,283	311,140	[illegible]	[illegible]	134,146	866	147,242	[illegible]	[illegible]
Food group	11,547	2,416,924	9,454	1,905,998	2,093	510,926	246,952	262,892	1,082	20,257	19,394	156	109	194	33,873	48,488	[illegible]
Grocery stores, without fresh meat	[illegible]	353,242	2,239	299,708	467	53,533	38,544	14,762	227	1,123	1,057	...	...	44	[illegible]	[illegible]	[illegible]
Grocery stores, with fresh meat	[illegible]	1,297,136	2,843	1,144,594	801	152,937	100,450	52,360	(v)	4,898	4,390	(v)	(v)	42	4,106	7,467	[illegible]
Candy, nut, confectionery stores	1,072	52,824	1,050	50,111	22	2,713	1,860	853	...	134	128	...	...	9	1,873	5,184	78,28[illegible]
Dairy products stores, milk dealers	596	244,744	302	43,803	294	200,941	35,600	165,341	...	11,808	10,847	...	...	16	[illegible]	[illegible]	[illegible]
All other food stores	2,529	468,579	2,020	367,777	509	100,802	70,498	29,576	728	2,294	1,479	152	103	78	11,393	[illegible]	[illegible]
Eating and drinking places	[illegible]	[illegible]	[illegible]	592,545	174	98,426	85,366	13,060	...	1,569	1,220	...	...	156	21,331	[illegible]	[illegible]
General stores	[illegible]	7,633	11	900	35	6,733	3,887	2,822	(v)	269	252	(v)	(v)	1	56	12	[illegible]
General merchandise group	1,386	1,468,438	1,053	274,867	333	1,193,571	765,267	285,138	143,166	66,831	64,201	61,986	49,287	12	2,021	4,123	[illegible]
Department stores	[illegible]	1,136,034	8	6,191	154	1,129,843	718,653	272,955	138,235	64,486	62,608	59,860	47,576	...	...	...	...
Dry goods, general merchandise stores	523	94,620	357	48,958	166	45,662	29,733	12,087	3,842	2,316	2,273	1,581	1,353	7	1,536	3,142	[illegible]
Variety stores	701	237,784	688	219,718	13	18,066	16,881	(v)	1,089	(v)	(v)	545	358	5	491	481	[illegible]
Apparel group	[illegible]	[illegible]	3,685	624,645	1,546	721,720	403,935	278,596	39,189	59,101	55,858	10,456	3,333	88	17,237	[illegible]	[illegible]
Men's, boys' clothing, furnishings stores	1,200	281,061	786	107,190	414	173,871	116,355	48,614	8,902	10,017	9,198	2,004	1,800	16	2,921	4,518	[illegible]
Family clothing stores	335	319,085	120	128,354	215	190,731	93,223	78,649	18,859	18,712	17,925	5,967	5,048	5	735	746	[illegible]
Women's ready-to-wear stores	[illegible]	425,504	841	159,879	504	265,625	142,421	114,980	8,224	24,363	23,400	1,907	1,789	30	7,695	3,188	[illegible]
Other apparel accessory, specialty stores	728	64,248	661	56,976	67	7,272	5,984	1,237	(v)	155	157	(v)	(v)	16	2,289	3,148	[illegible]
Shoe stores	1,205	178,615	1,040	142,649	165	35,966	30,871	5,094	(v)	774	676	(v)	(v)	10	2,521	1,777	[illegible]
Custom tailors	68	13,061	20	3,417	48	9,644	1,672	7,962	(v)	1,346	1,298	(v)	(v)	1	105	942	[illegible]
Furriers, fur shops	116	35,520	23	4,389	93	31,131	8,761	19,231	3,139	3,239	2,754	669	673	4	349	443	[illegible]
All other apparel stores	234	29,271	194	21,791	40	7,480	4,648	2,829	(v)	495	450	(v)	(v)	6	622	1,208	[illegible]
Furniture, furnishings, appliance group	2,858	635,111	803	119,685	2,055	515,426	199,809	143,788	171,829	21,931	18,586	63,070	50,011	44	7,174	7,446	[illegible]
Furniture stores	1,159	269,555	230	38,435	829	231,120	60,890	61,987	108,243	11,719	10,356	48,982	39,925	9	1,634	1,457	[illegible]
Floor covering, drapery stores	356	56,227	184	20,401	172	35,826	15,727	19,700	399	2,683	2,067	95	86	7	771	1,304	[illegible]
Other home furnishing stores	217	41,853	104	13,964	113	27,889	8,657	10,306	8,926	1,325	1,195	4,421	3,849	6	901	1,372	[illegible]
Household appliance stores	859	162,668	143	23,499	716	139,169	63,549	37,596	38,024	4,587	3,783	8,923	5,736	9	1,696	1,507	[illegible]
Radio stores	367	104,808	142	23,386	225	81,422	50,986	14,199	16,237	1,617	1,185	649	415	13	2,172	806	[illegible]
Automotive group	3,450	1,423,558	944	322,169	2,506	1,101,389	786,400	228,815	86,174	21,301	17,419	6,071	3,497	82	28,989	2,290	[illegible]
Motor vehicle (new and used) dealers	2,294	1,153,375	322	157,211	1,972	996,164	731,583	196,964	67,617	17,314	13,973	3,054	2,075	50	19,711	427	[illegible]
Motor vehicle (used) dealers	599	196,626	442	145,970	157	50,656	32,794	4,569	13,293	368	317	1,495	476	17	6,028	687	[illegible]
Tire, battery, accessory dealers	473	58,599	142	12,316	331	46,283	18,639	23,422	4,222	3,248	2,919	1,196	750	12	2,489	880	[illegible]
All other automotive dealers	84	14,958	38	6,672	46	8,286	3,384	3,860	1,042	371	210	326	196	3	761	296	[illegible]
Gasoline service stations	1,121	103,112	510	38,892	611	64,220	43,417	20,580	223	2,655	2,282	61	33	96	8,283	11,319	330,584
Lumber, building, hardware group	2,067	488,986	250	29,742	1,817	459,244	149,453	286,537	23,254	43,336	36,737	2,478	1,974	48	8,480	4,960	168,369
Lumber yards, building materials dealers	926	274,266	73	13,784	853	260,482	54,680	200,931	4,871	30,628	25,440	751	633	23	4,879	560	27,411
Plumbing, paint, electrical stores	389	55,302	66	6,315	323	48,987	15,128	31,111	2,748	4,198	3,587	258	216	11	1,280	1,676	50,371
Hardware stores	496	109,901	95	8,116	401	101,785	53,684	35,873	12,228	5,932	5,631	751	622	7	930	2,451	77,327
Farm equipment dealers	256	49,517	16	1,527	240	47,990	25,961	18,622	3,407	2,578	2,079	718	503	7	1,391	273	13,260
Drug and proprietary stores	1,323	189,622	966	135,606	357	54,016	43,865	10,139	(v)	1,462	1,329	(v)	(v)	20	2,344	4,829	181,344
Other retail stores	5,996	1,164,690	2,951	307,950	3,045	856,740	286,462	520,948	49,330	72,428	67,496	24,767	19,896	125	17,454	24,978	638,731
Fuel, fuel oil, ice dealers	1,089	353,163	120	19,779	969	333,384	77,526	252,559	3,299	34,552	30,132	311	299	20	3,508	1,952	68,198
Feed, farm, garden supply stores	836	215,638	61	9,378	775	206,260	83,553	122,261	(v)	14,430	14,691	(v)	(v)	21	4,926	406	17,149
Jewelry stores	491	99,567	125	11,552	366	88,015	32,501	30,996	24,518	7,131	6,906	11,867	9,839	6	133	1,734	45,627
Book, stationery stores	294	90,241	76	8,043	218	82,198	19,250	51,528	11,420	6,562	5,902	8,969	6,745	4	662	1,056	30,428
Sporting goods stores, bicycle stores	140	27,662	68	9,003	72	18,659	11,130	7,212	317	1,144	1,095	98	80	...	...	812	18,204
Florists	196	14,323	79	1,739	117	12,584	4,322	8,262	...	1,243	1,203	...	...	1	35	1,664	35,000
Music stores	125	20,389	57	4,880	68	15,509	7,103	3,076	5,330	770	566	2,179	1,914	3	334	568	12,119
Optical goods stores	103	6,673	51	1,973	52	4,700	3,237	1,202	261	202	177	122	120	...	...	316	6,810
Camera, photographic supply stores	120	35,228	56	6,336	64	28,892	16,425	11,470	997	1,616	1,581	161	141	3	155	356	10,925
All other retail stores	2,602	301,806	2,258	235,267	344	66,539	31,415	32,382	2,742	4,778	4,243	1,008	718	67	7,701	16,114	394,271

See footnotes at end of table.

Table 11G.—ANALYSIS OF CASH AND CREDIT SALES AND BALANCES DUE FOR LARGE STORES AND MULTIUNITS—STATE, BY KIND OF BUSINESS: 1948—Continued

NORTH CAROLINA

[See text for explanatory material]

Kind of business	Large stores and multiunits														Small single-unit stores	
	Stores analyzing sales												Stores not analyzing sales			
	Total		Stores with cash sales only		Stores with credit sales											
					Total					Balances due from customers						
										On charge account sales		On installment sales				
	Stores (Number)	Sales, entire year (Thousand dollars)	Number	Sales, entire year (Thousand dollars)	Stores (Number)	Sales, entire year (Thousand dollars)	Cash sales (Thousand dollars)	Charge account sales (Thousand dollars)	Installment sales (Thousand dollars)	End of year (Thousand dollars)	Beginning of year (Thousand dollars)	End of year (Thousand dollars)	Beginning of year (Thousand dollars)	Number	Sales, entire year (Thousand dollars)	Number	Sales, entire year (Thousand dollars)
State, total	6,993	1,508,111	2,979	539,287	4,014	968,824	522,988	311,689	134,147	53,200	44,617	35,195	26,344	138	21,226	33,749	719,323
Food group	1,146	234,787	717	172,631	429	62,156	35,620	26,024	512	2,658	2,179	100	83	23	3,560	14,179	248,851
Grocery stores, without fresh meat	152	14,127	110	9,364	42	4,763	3,001	1,651	111	229	181	21	23	2	263	9,119	95,331
Grocery stores, with fresh meat	897	205,597	542	158,779	355	46,818	26,410	20,351	(v)	1,968	1,631	(v)	(v)	17	3,024	4,190	139,683
Candy, nut, confectionery stores	17	1,334	17	1,334	...	...	...	...	...	...	...	...	...	2	53	201	1,468
Dairy products stores, milk dealers	41	8,176	26	1,645	15	6,531	3,345	3,186	...	343	263	...	...	...	...	34	1,045
All other food stores	39	5,553	22	1,509	17	4,044	2,864	836	344	118	104	72	55	2	220	635	11,324
Eating and drinking places	369	19,988	363	19,920	6	68	43	(v)	...	(v)	(v)	...	...	6	488	5,064	71,646
General stores	117	23,717	26	4,141	91	19,576	9,593	9,696	287	1,688	1,588	95	61	3	818	880	19,735
General merchandise group	792	283,529	608	154,598	184	128,931	72,308	32,557	24,066	7,216	6,174	4,274	3,382	3	349	788	23,088
Department stores	121	149,145	89	54,876	32	94,269	55,737	18,792	19,740	4,401	3,885	2,720	1,960	...	...	...	...
Dry goods, general merchandise stores	368	81,786	216	47,124	152	34,662	16,571	13,765	4,326	2,815	2,289	1,554	1,422	2	186	671	19,988
Variety stores	303	52,598	303	52,598	...	...	...	...	...	...	...	...	...	1	163	117	3,100
Apparel group	774	119,627	468	51,502	306	68,125	34,914	23,637	9,574	5,945	4,130	1,306	1,111	14	1,908	1,166	29,829
Men's, boys' clothing, furnishings stores	160	23,378	91	10,110	69	13,268	8,143	5,045	(v)	1,120	967	(v)	(v)	3	687	266	10,957
Family clothing stores	193	28,644	90	11,150	103	17,494	9,326	4,556	3,612	996	876	1,146	986	2	348	242	9,546
Women's ready-to-wear stores	234	46,440	126	18,935	108	27,505	13,829	12,794	882	2,719	2,079	150	121	8	701	310	11,727
Other apparel accessory, specialty stores	26	2,768	21	1,614	5	1,154	463	191	...	21	25	...	...	...	...	62	1,149
Shoe stores	138	16,417	121	13,300	17	3,117	2,279	838	...	113	119	...	...	...	...	109	4,401
Custom tailors	2	(x)	1	(x)	1	(x)	(x)	(x)	(x)	(x)	(x)	(x)	(x)	1	172	25	(x)
Furriers, fur shops	1	(x)	...	...	1	(x)	(x)	(x)	(x)	(x)	(x)	(x)	(x)	...	...	3	(x)
All other apparel stores	20	1,620	18	(x)	2	(x)	(x)	(x)	(x)	(x)	(x)	(x)	(x)	...	...	89	1,697
Furniture, furnishings, appliance group	634	93,560	29	3,497	605	90,063	27,834	22,642	39,587	6,674	5,629	16,452	12,994	13	2,089	1,226	42,885
Furniture stores	383	65,924	9	1,030	374	64,839	16,732	15,169	32,938	5,268	4,496	14,470	12,220	9	1,216	630	35,354
Floor covering, drapery stores	7	1,037	1	(x)	6	(x)	(x)	(x)	(x)	(x)	(x)	(x)	(x)	...	...	61	1,741
Other home furnishing stores	21	3,029	6	(x)	15	(x)	(x)	(x)	(x)	(x)	(x)	(x)	(x)	1	192	134	2,217
Household appliance stores	218	23,390	12	1,330	206	22,067	9,701	6,570	5,796	1,219	979	1,246	716	3	681	322	12,262
Radio stores	5	168	1	(x)	4	(x)	(x)	(x)	(x)	(x)	(x)	(x)	(x)	...	...	79	1,308
Automotive group	1,136	358,902	144	27,504	992	331,398	217,069	68,715	45,614	9,219	7,376	6,454	4,013	14	4,020	757	30,990
Motor vehicle (new and used) dealers	861	311,603	57	13,618	804	297,985	199,939	59,517	38,529	7,904	6,313	5,063	3,333	11	3,086	147	8,368
Motor vehicle (used) dealers	108	24,259	65	11,695	43	12,564	9,062	681	2,821	115	60	159	84	1	368	168	6,734
Tire, battery, accessory dealers	152	20,753	14	760	138	19,993	7,480	8,367	4,146	1,175	981	1,129	594	2	566	394	14,554
All other automotive dealers	15	2,287	8	1,431	7	856	588	150	(v)	25	22	(v)	(v)	...	...	48	1,354
Gasoline service stations	339	25,609	158	8,854	181	16,755	11,331	5,209	(v)	884	766	(v)	(v)	19	2,194	5,804	11,397
Lumber, building, hardware group	633	152,390	78	11,512	555	141,178	58,023	79,056	4,300	12,211	9,982	1,796	1,170	12	1,794	760	31,721
Lumber yards, building materials dealers	206	75,043	18	4,666	188	67,377	18,004	48,928	445	7,318	5,878	198	154	4	620	115	5,218
Plumbing, paint, electrical stores	58	7,732	6	401	52	7,331	2,495	4,696	140	611	447	26	27	2	218	166	5,636
Hardware stores	306	46,750	34	3,354	172	36,802	18,284	14,008	4,510	2,793	2,330	1,163	707	2	215	395	16,644
Farm equipment dealers	153	22,059	20	2,441	133	23,568	16,240	11,423	1,905	1,489	1,127	409	212	4	741	84	4,343
Drug and proprietary stores	306	32,246	118	19,705	88	12,541	10,717	2,486	(v)	443	393	(v)	(v)	4	531	773	14,383
Other retail stores	857	163,556	270	60,422	587	103,133	49,236	41,643	12,254	7,161	6,348	4,803	3,522	27	3,475	2,215	65,457
Fuel, fuel oil, ice dealers	134	21,134	23	1,998	111	19,156	7,508	11,372	(v)	1,554	1,417	(v)	(v)	15	1,884	330	12,240
Feed, farm, garden supply stores	300	61,337	44	6,500	256	54,837	30,766	20,962	3,109	3,815	3,309	1,521	1,216	6	1,139	338	13,561
Jewelry stores	103	10,646	10	332	93	10,314	4,746	2,074	3,494	752	702	1,314	965	1	152	347	10,491
Book, stationery stores	32	8,430	4	696	28	7,734	1,331	2,965	438	356	349	1,248	961	...	...	51	1,782
Sporting goods stores, bicycle stores	27	3,369	6	491	21	2,878	1,436	1,272	180	217	195	56	13	...	...	72	1,140
Florists	18	(x)	4	(x)	14	(x)	(x)	(x)	(x)	(x)	(x)	(x)	(x)	...	...	111	(x)
Music stores	28	3,019	2	258	21	2,761	1,532	445	784	172	111	397	292	...	...	83	1,965
Optical goods stores	3	(x)	2	(x)	1	(x)	(x)	(x)	(x)	(x)	(x)	(x)	(x)	...	...	14	(x)
Camera, photographic supply stores	6	915	...	...	6	915	567	348	...	42	37	...	...	...	...	22	780
All other retail stores	206	53,286	170	49,830	36	3,456	1,009	1,474	973	171	202	241	68	4	306	795	15,441

See footnotes at end of table.

Table 11G.—ANALYSIS OF CASH AND CREDIT SALES AND BALANCES DUE FOR LARGE STORES AND MULTIUNITS STATE, BY KIND OF BUSINESS: 1948—Continued

NORTH DAKOTA

[See text for explanatory material]

Kind of business	Large stores and multiunits: Stores analyzing sales: Total: Stores (Number)	Total: Sales, entire year (Thousand dollars)	Stores with cash sales only: Number	Stores with cash sales only: Sales, entire year (Thousand dollars)	Stores with credit sales: Total: Stores (Number)	Total: Sales, entire year (Thousand dollars)	Cash sales (Thousand dollars)	Charge account sales (Thousand dollars)	Installment sales (Thousand dollars)	Balances due from customers: On charge account sales: End of year (Thousand dollars)	On charge account sales: Beginning of year (Thousand dollars)	On installment sales: End of year (Thousand dollars)	On installment sales: Beginning of year (Thousand dollars)	Stores not analyzing sales: Number	Stores not analyzing sales: Sales, entire year (Thousand dollars)	Small single unit stores: Number	Small single unit stores: Sales, entire year (Thousand dollars)
State, total	2,082	404,088	612	95,917	1,470	313,171	208,524	90,195	14,452	12,535	9,711	3,352	2,411	39	7,291	6,080	142,
Food group	234	49,952	174	33,170	120	16,782	10,758	6,020	(v)	574	470	(v)	(v)	7	532	1,247	27,
Grocery stores, without fresh meat	68	7,665	46	5,395	22	2,270	1,754	512	(v)	75	61	(v)	(v)	2	221	479	12,
Grocery stores, with fresh meat	202	34,897	111	26,336	91	13,561	8,396	5,165	...	461	377	...	...	3	289	582	13,
Candy, nut, confectionery stores	1	(x)	1	(x)	...	...	...	...	...	...	...	...	...	...	...	51	(x)
Dairy products stores, milk dealers	15	(x)	12	(x)	3	(x)	(x)	(x)	(x)	(x)	(x)	(x)	(x)	2	42	11	(x)
All other food stores	8	990	4	(x)	4	(x)	(x)	(x)	(x)	(x)	(x)	(x)	(x)	...	...	124	4,34
Eating and drinking places	150	11,958	145	11,380	5	578	544	(v)	...	(v)	(v)	...	...	3	122	1,624	37,64
General stores	42	6,557	4	622	37	5,935	4,921	989	(v)	242	204	(v)	(v)	1	100	85	3,64
General merchandise group	114	26,885	72	20,883	42	26,002	19,340	4,170	2,492	658	564	831	789	...	...	137	4,2
Department stores	20	21,756	1	(x)	19	(x)	(x)	(x)	(x)	(x)	(x)	(x)	(x)	...	...	...	...
Dry goods, general merchandise stores	70	19,761	47	(x)	23	(x)	(x)	(x)	(x)	(x)	(x)	(x)	(x)	...	...	73	2,178
Variety stores	24	5,368	24	5,368	...	...	...	...	...	...	...	...	...	...	...	64	1,944
Apparel group	111	21,205	26	2,976	85	18,229	13,371	4,491	367	717	650	78	64	2	139	202	7,66
Men's, boys' clothing, furnishings stores	37	6,926	9	1,165	28	5,761	4,492	1,265	(v)	210	180	(v)	(v)	1	120	58	2,5
Family clothing stores	13	2,295	5	677	8	1,618	1,294	277	(v)	60	48	(v)	(v)	...	...	29	1,19
Women's ready-to-wear stores	36	9,030	3	(x)	33	(x)	(x)	(x)	(x)	(x)	(x)	(x)	(x)	...	...	62	2,20
Other apparel accessory, specialty stores	5	(x)	5	(x)	...	...	...	...	...	...	...	...	...	...	...	3	(x)
Shoe stores	12	1,651	4	(x)	8	(x)	(x)	(x)	(x)	(x)	(x)	(x)	(x)	1	19	30	1,06
Custom tailors	...	...	...	...	...	...	...	...	...	...	...	...	...	...	...	6	12
Furriers, fur shops	7	1,001	...	...	7	1,001	611	267	(v)	62	79	(v)	(v)	...	...	3	13
All other apparel stores	1	(x)	...	...	1	(x)	(x)	(x)	(x)	(x)	(x)	(x)	(x)	...	...	10	(x)
Furniture, furnishings, appliance group	105	15,856	8	943	97	14,913	7,525	5,363	2,025	1,077	967	475	341	2	113	214	7,2
Furniture stores	41	8,825	2	(x)	39	(x)	(x)	(x)	(x)	(x)	(x)	(x)	(x)	...	...	41	1,707
Floor covering, drapery stores	1	(x)	...	...	1	(x)	(x)	(x)	(x)	(x)	(x)	(x)	(x)	...	...	11	(x)
Other home furnishing stores	2	(x)	1	(x)	1	(x)	(x)	(x)	(x)	(x)	(x)	(x)	(x)	...	...	6	(x)
Household appliance stores	60	6,537	5	630	55	5,907	2,713	2,353	841	329	297	184	127	1	100	130	4,509
Radio stores	1	(x)	...	...	1	(x)	(x)	(x)	(x)	(x)	(x)	(x)	(x)	1	13	26	(x)
Automotive group	338	104,084	28	5,050	310	99,034	69,239	23,878	5,917	2,656	1,964	1,217	740	5	1,571	259	9,318
Motor vehicle (new and used) dealers	293	95,253	18	2,127	275	93,126	66,094	22,183	4,849	2,420	1,805	1,013	692	5	1,571	85	4,80
Motor vehicle (used) dealers	15	5,353	9	(x)	6	(x)	(x)	(x)	(x)	(x)	(x)	(x)	(x)	...	...	22	1,168
Tire, battery, accessory dealers	26	(x)	1	(x)	25	(x)	(x)	(x)	(x)	(x)	(x)	(x)	(x)	...	...	133	(x)
All other automotive dealers	4	(x)	...	...	4	(x)	(x)	(x)	(x)	(x)	(x)	(x)	(x)	...	...	19	(x)
Gasoline service stations	123	17,253	38	4,595	85	12,658	8,798	3,806	(v)	476	372	(v)	(v)	2	292	813	21,436
Lumber, building, hardware group	689	117,333	74	11,208	615	106,125	66,375	36,908	2,842	5,338	3,895	607	354	15	2,203	768	33,684
Lumber yards, building materials dealers	248	33,851	9	(x)	239	(x)	(x)	(x)	(x)	(x)	(x)	(x)	(x)	...	...	81	3,696
Plumbing, paint, electrical stores	17	2,825	1	(x)	16	(x)	(x)	(x)	(x)	(x)	(x)	(x)	(x)	1	141	78	2,857
Hardware stores	90	12,677	15	1,699	75	10,978	7,981	2,200	797	325	238	134	105	2	164	382	14,716
Farm equipment dealers	334	67,980	49	6,714	285	61,266	46,313	13,046	1,907	1,874	1,358	452	238	12	1,898	227	12,415
Drug and proprietary stores	39	7,081	11	2,286	28	4,795	4,151	644	...	162	103	...	...	1	103	179	7,190
Other retail stores	78	10,924	32	2,804	46	8,120	3,502	3,892	726	632	521	136	117	1	110	557	15,876
Fuel, fuel oil, ice dealers	11	1,683	2	(x)	9	(x)	(x)	(x)	(x)	(x)	(x)	(x)	(x)	...	...	35	1,122
Feed, farm, garden supply stores	7	1,314	1	(x)	6	(x)	(x)	(x)	(x)	(x)	(x)	(x)	(x)	...	...	19	608
Jewelry stores	15	1,632	2	(x)	13	(x)	(x)	(x)	(x)	(x)	(x)	(x)	(x)	1	110	87	2,403
Book, stationery stores	3	(x)	...	...	3	(x)	(x)	(x)	(x)	(x)	(x)	(x)	(x)	...	...	12	(x)
Sporting goods stores, bicycle stores	2	(x)	1	(x)	1	(x)	(x)	(x)	(x)	(x)	(x)	(x)	(x)	...	...	23	(x)
Florists	2	(x)	...	...	2	(x)	(x)	(x)	(x)	(x)	(x)	(x)	(x)	...	...	14	(x)
Music stores	7	(x)	3	(x)	4	(x)	(x)	(x)	(x)	(x)	(x)	(x)	(x)	...	...	8	(x)
Optical goods stores	...	...	...	...	...	...	...	...	...	...	...	...	...	...	...	3	92
Camera, photographic supply stores	2	(x)	...	...	2	(x)	(x)	(x)	(x)	(x)	(x)	(x)	(x)	...	...	4	(x)
All other retail stores	29	2,289	23	1,823	6	466	349	117	...	28	22	...	...	...	...	352	9,732

See footnotes at end of table.

Table 11G.—ANALYSIS OF CASH AND CREDIT SALES AND BALANCES DUE FOR LARGE STORES AND MULTIUNITS—STATE, BY KIND OF BUSINESS: 1948—Continued

OHIO

[See text for explanatory material]

Kind of business	Large stores and multiunits														Small single-unit stores	
	Stores analyzing sales													Stores not analyzing sales		
	Total		Stores with cash sales only		Stores with credit sales											
					Total					Balances due from customers						
										On charge account sales		On installment sales				
	Stores (Number)	Sales, entire year (Thousand dollars)	Number	Sales, entire year (Thousand dollars)	Stores (Number)	Sales, entire year (Thousand dollars)	Cash sales (Thousand dollars)	Charge account sales (Thousand dollars)	Installment sales (Thousand dollars)	End of year (Thousand dollars)	Beginning of year (Thousand dollars)	End of year (Thousand dollars)	Beginning of year (Thousand dollars)	Number	Sales, entire year (Thousand dollars)	Number	Sales, entire year (Thousand dollars)
State, total	21,090	5,237,267	10,465	1,734,760	10,625	3,502,507	1,900,412	1,251,401	350,694	176,534	157,145	94,459	73,413	585	100,478	65,296	2,035,428
Food group	5,368	1,165,958	3,751	752,364	1,617	413,594	271,578	140,559	1,457	10,548	9,386	364	293	146	19,218	19,380	631,168
Grocery stores, without fresh meat	497	58,154	416	46,669	81	11,485	9,043	2,379	(v)	293	254	(v)	(v)	9	1,149	3,387	76,203
Grocery stores, with fresh meat	3,091	835,775	1,870	585,555	1,221	250,220	198,467	51,723	(v)	3,793	3,372	(v)	(v)	63	10,933	9,656	380,920
Candy, nut, confectionery stores	318	16,435	307	15,511	11	924	612	312	...	115	99	...	...	5	586	1,563	24,646
Dairy products stores, milk dealers	555	155,152	373	33,628	182	121,524	40,809	80,715	...	5,838	5,221	...	...	28	1,943	540	19,137
All other food stores	907	100,442	785	71,001	122	29,441	22,647	5,430	1,364	509	440	340	269	41	4,607	4,234	130,262
Eating and drinking places	1,866	189,851	1,831	179,816	35	10,035	8,009	2,026	...	198	255	...	...	62	8,998	15,338	425,937
General stores	67	13,077	16	1,547	51	11,530	7,014	4,244	272	431	405	47	40	2	231	571	18,472
General merchandise group	992	924,618	688	182,980	304	741,638	377,729	274,024	89,885	55,435	50,511	27,815	22,908	28	590	992	28,281
Department stores	147	714,189	11	17,337	136	696,852	346,234	264,002	86,616	53,504	48,845	26,534	21,830	...	...	...	...
Dry goods, general merchandise stores	329	80,636	169	40,017	160	40,619	27,630	9,976	3,013	1,916	1,654	1,159	992	28	590	530	15,972
Variety stores	516	129,793	508	125,626	8	4,167	3,865	(v)	256	(v)	(v)	122	86	...	...	462	12,309
Apparel group	1,961	364,104	1,285	151,140	676	212,964	107,700	85,138	20,126	17,235	15,644	7,151	6,288	21	2,309	3,151	99,815
Men's, boys' clothing, furnishings stores	414	87,115	232	37,197	182	49,918	28,306	19,916	1,696	4,148	3,552	450	295	7	844	734	30,103
Family clothing stores	213	69,240	96	16,847	117	52,393	24,250	14,693	13,450	3,834	3,388	5,289	4,569	1	179	286	9,979
Women's ready-to-wear stores	492	114,545	270	33,906	222	80,639	35,776	40,973	3,890	7,663	7,133	1,033	1,052	7	1,057	631	20,893
Other apparel accessory, specialty stores	156	10,392	141	8,843	15	1,549	1,243	306	...	13	19	...	...	3	42	349	5,263
Shoe stores	584	66,389	501	50,379	83	16,010	12,681	3,328	(v)	463	447	(v)	(v)	3	187	619	20,709
Custom tailors	47	7,406	25	2,825	22	4,581	2,683	1,865	(v)	216	201	(v)	(v)	...	...	220	4,133
Furriers, fur shops	25	7,039	4	319	21	6,720	1,896	3,795	1,029	848	863	366	364	...	...	82	2,504
All other apparel stores	30	1,978	16	824	14	1,154	865	262	(v)	50	41	(v)	(v)	...	...	250	6,231
Furniture, furnishings, appliance group	1,409	266,616	168	17,127	1,241	249,489	66,285	73,032	110,172	14,098	12,049	37,595	28,289	34	5,581	2,875	87,359
Furniture stores	699	155,333	56	6,594	643	148,739	32,540	41,311	74,888	8,935	7,927	28,491	22,862	12	1,854	691	28,396
Floor covering, drapery stores	107	18,959	32	3,003	75	15,956	3,971	9,707	2,278	1,157	960	459	231	4	457	270	9,643
Other home furnishing stores	56	14,376	14	2,968	42	11,408	2,682	2,212	6,514	371	291	2,378	2,083	1	8	474	6,496
Household appliance stores	497	70,956	49	3,775	448	67,181	23,974	18,255	24,952	3,299	2,645	6,083	3,023	14	1,799	1,079	36,459
Radio stores	50	6,992	17	787	33	6,205	3,118	1,547	1,540	336	226	184	90	3	1,463	361	6,365
Automotive group	2,809	1,053,103	556	128,196	2,253	924,907	657,313	187,312	80,282	16,849	14,134	6,398	3,514	74	19,677	1,996	76,710
Motor vehicle (new and used) dealers	1,851	863,763	169	49,305	1,682	814,458	599,384	160,977	54,097	13,696	11,384	2,410	1,431	42	13,580	450	25,373
Motor vehicle (used) dealers	444	114,634	290	69,217	154	45,417	28,207	3,504	13,706	317	200	1,254	248	22	4,613	548	22,270
Tire, battery, accessory dealers	422	56,881	59	3,946	363	52,935	23,216	20,867	8,852	2,670	2,409	2,608	1,718	9	1,409	735	20,930
All other automotive dealers	92	17,825	38	5,728	54	12,097	6,506	1,964	3,627	166	141	126	117	1	75	263	8,137
Gasoline service stations	1,063	119,898	324	26,100	739	93,798	71,291	21,502	(v)	2,609	2,220	(v)	(v)	47	5,396	7,882	253,620
Lumber, building, hardware group	2,143	495,619	220	19,108	1,923	476,511	156,777	298,487	21,247	37,540	32,612	2,136	1,721	34	4,777	3,399	127,316
Lumber yards, building materials dealers	835	279,385	35	4,807	800	274,578	50,659	219,043	4,876	27,758	24,441	619	523	10	1,718	404	18,791
Plumbing, paint, electrical stores	380	45,350	74	4,949	306	40,401	10,858	26,982	2,561	3,162	2,551	127	129	3	455	1,065	32,009
Hardware stores	485	98,537	71	5,645	414	92,892	54,118	26,454	12,320	3,779	3,570	971	800	6	576	1,469	53,210
Farm equipment dealers	443	72,347	40	3,707	403	68,640	41,142	26,008	1,490	2,841	2,050	419	269	15	2,028	461	23,306
Drug and proprietary stores	829	129,747	667	106,025	162	23,722	20,019	3,703	...	479	475	...	...	10	1,625	1,878	85,073
Other retail stores	2,583	514,676	959	170,357	1,624	344,319	156,697	161,374	26,248	21,112	19,454	12,861	10,317	127	32,076	7,834	201,667
Fuel, fuel oil, ice dealers	429	78,645	49	4,197	380	74,448	27,487	46,316	645	6,019	5,933	97	56	27	4,848	886	33,978
Feed, farm, garden supply stores	625	171,837	70	14,161	555	157,676	86,492	70,582	602	6,441	5,501	148	100	68	24,023	464	19,028
Jewelry stores	253	42,671	35	1,676	218	40,995	15,255	10,505	15,235	3,626	3,333	6,953	5,363	2	320	897	26,214
Book, stationery stores	96	20,092	9	1,078	87	19,014	4,686	8,574	5,754	1,251	1,286	4,262	3,702	1	676	158	4,614
Sporting goods stores, bicycle stores	53	9,237	20	2,059	33	7,178	3,786	3,363	(v)	567	493	(v)	(v)	1	49	399	8,499
Florists	96	6,265	28	494	68	5,771	2,306	3,465	...	514	441	...	...	2	149	699	15,737
Music stores	74	9,547	32	1,940	42	7,607	2,849	1,605	3,153	269	235	1,187	907	2	278	292	7,314
Optical goods stores	29	2,133	7	189	22	1,944	1,234	702	(v)	94	83	(v)	(v)	3	187	83	1,941
Camera, photographic supply stores	51	7,145	16	1,275	35	5,870	3,154	2,709	(v)	342	276	(v)	(v)	1	1	107	3,090
All other retail stores	877	167,104	693	143,288	184	23,816	9,448	13,553	815	1,989	1,873	197	173	20	1,540	3,849	86,802

See footnotes at end of table.

Table 11G.—ANALYSIS OF CASH AND CREDIT SALES AND BALANCES DUE FOR LARGE STORES AND MULTIUNITS STATE, BY KIND OF BUSINESS 1948—Continued

OKLAHOMA

[See text for explanatory material]

Kind of business	Large stores and multiunits: Stores analyzing sales: Total: Stores	Total: Sales, entire year	Stores with cash sales only: Number	Stores with cash sales only: Sales, entire year	Stores with credit sales: Total: Stores	Stores with credit sales: Total: Sales, entire year	Stores with credit sales: Cash sales	Stores with credit sales: Charge account sales	Stores with credit sales: Installment sales	Balances due from customers: On charge account sales: End of year	On charge account sales: Beginning of year	On installment sales: End of year	On installment sales: Beginning of year	Stores not analyzing sales: Number	Stores not analyzing sales: Sales, entire year	Small single unit store: Number	Small single unit store: Sales, entire year
	(Number)	(Thousand dollars)		(Thousand dollars)	(Number)	(Thousand dollars)	(Thousand dollars)	(Thousand dollars)	(Thousand dollars)	(Thousand dollars)	(Thousand dollars)	(Thousand dollars)	(Thousand dollars)		(Thousand dollars)		Thousand dollars)
State, total	[illegible]	[illegible]	[illegible]	[illegible]	[illegible]	[illegible]	[illegible]	298,955	[illegible]	[illegible]	[illegible]	[illegible]	[illegible]	[illegible]	[illegible]	[illegible]	[illegible]
Food group	[illegible]	[illegible]	[illegible]	[illegible]	[illegible]	[illegible]	[illegible]	37,623	[illegible]	[illegible]	[illegible]	[illegible]	[illegible]	[illegible]	[illegible]	[illegible]	[illegible]
Grocery stores, without fresh meat	[illegible]	[illegible]	21	[illegible]	13	953	[illegible]	319	...	21	17	...	...	[illegible]	33	[illegible]	[illegible]
Grocery stores, with fresh meat	[illegible]	[illegible]	[illegible]	[illegible]	424	87,520	60,484	27,029	(v)	2,383	1,955	(v)	(v)	21	[illegible]	[illegible]	[illegible]
Candy, nut, confectionery stores	[illegible]	[illegible]	[illegible]	[illegible]	...	...	...	...	...	...	...	...	...	...	...	[illegible]	[illegible]
Dairy products stores, milk dealers	[illegible]	[illegible]	17	[illegible]	[illegible]	[illegible]	5,618	5,915	...	418	350	...	...	[illegible]	[illegible]	[illegible]	[illegible]
All other food stores	[illegible]	[illegible]	[illegible]	[illegible]	[illegible]	[illegible]	1,814	360	(v)	[illegible]	61	(v)	(v)	1	[illegible]	[illegible]	[illegible]
Eating and drinking places	[illegible]	[illegible]	[illegible]	14,941	8	1,264	586	678	...	105	103	...	...	11	[illegible]	[illegible]	[illegible]
General stores	[illegible]	[illegible]	8	977	[illegible]	6,680	3,968	[illegible]	(v)	332	294	(v)	(v)	...	...	[illegible]	[illegible]
General merchandise group	[illegible]	[illegible]	324	71,901	123	100,564	50,566	30,364	19,634	[illegible]	5,229	[illegible]	5,215	2	[illegible]	[illegible]	[illegible]
Department stores	[illegible]	[illegible]	2	(x)	35	(x)	(x)	(x)	(x)	(x)	(x)	(x)	(x)	...	...	...	...
Dry goods, general merchandise stores	[illegible]	[illegible]	151	42,383	85	17,082	[illegible]	5,022	1,601	875	770	477	[illegible]	1	[illegible]	[illegible]	[illegible]
Variety stores	[illegible]	[illegible]	[illegible]	(x)	[illegible]	(x)	(x)	(x)	(x)	(x)	(x)	(x)	(x)	1	[illegible]	[illegible]	[illegible]
Apparel group	[illegible]	[illegible]	[illegible]	[illegible]	207	52,299	25,684	22,315	4,300	4,289	3,749	1,410	1,101	5	[illegible]	[illegible]	[illegible]
Men's, boys' clothing, furnishings stores	[illegible]	12,416	26	3,040	44	9,376	5,189	4,351	(v)	707	622	(v)	(v)	...	...	123	[illegible]
Family clothing stores	79	21,924	18	2,814	61	19,110	9,499	7,642	1,969	1,565	1,335	661	540	...	...	153	[illegible]
Women's ready-to-wear stores	125	25,429	52	5,778	73	19,651	8,191	9,365	2,095	1,819	1,615	718	534	5	[illegible]	[illegible]	[illegible]
Other apparel accessory, specialty stores	23	970	[illegible]	[illegible]	8	248	245	(v)	...	(v)	(v)	...	...	...	...	[illegible]	[illegible]
Shoe stores	[illegible]	[illegible]	[illegible]	[illegible]	11	[illegible]	[illegible]	[illegible]	(v)	[illegible]	88	(v)	(v)	...	...	[illegible]	[illegible]
Custom tailors	2	(x)	2	(x)	...	...	...	...	...	...	...	...	...	...	...	[illegible]	(x)
Furriers, fur shops	3	(x)	...	...	3	(x)	(x)	(x)	(x)	(x)	(x)	(x)	(x)	...	...	1	(x)
All other apparel stores	[illegible]	[illegible]	1	(x)	7	(x)	(x)	(x)	(x)	(x)	(x)	(x)	(x)	...	...	[illegible]	[illegible]
Furniture, furnishings, appliance group	333	[illegible]	30	2,123	303	50,983	16,825	[illegible]	18,191	3,494	[illegible]	4,640	3,419	8	1,119	[illegible]	[illegible]
Furniture stores	182	[illegible]	10	897	172	32,992	8,904	[illegible]	[illegible]	[illegible]	2,312	3,928	2,952	3	250	380	[illegible]
Floor covering, drapery stores	9	[illegible]	...	...	9	(x)	(x)	(x)	(x)	(x)	(x)	(x)	(x)	1	280	39	[illegible]
Other home furnishing stores	9	(x)	2	(x)	7	(x)	(x)	(x)	(x)	(x)	(x)	(x)	(x)	...	...	75	(x)
Household appliance stores	132	15,278	18	(x)	114	(x)	(x)	(x)	(x)	(x)	(x)	(x)	(x)	4	589	340	[illegible]
Radio stores	1	(x)	...	...	1	(x)	(x)	(x)	(x)	(x)	(x)	(x)	(x)	...	...	[illegible]	(x)
Automotive group	[illegible]	288,464	158	37,505	841	250,959	155,052	66,016	29,891	6,301	5,212	5,123	2,804	30	[illegible]	1,032	[illegible]
Motor vehicle (new and used) dealers	661	225,154	31	9,798	630	215,356	138,515	57,665	19,176	5,366	4,369	[illegible]	1,308	19	[illegible]	217	[illegible]
Motor vehicle (used) dealers	154	37,740	105	25,297	49	12,443	6,780	1,478	4,185	124	110	570	388	9	1,147	[illegible]	[illegible]
Tire, battery, accessory dealers	169	[illegible]	16	794	153	21,509	9,244	[illegible]	5,838	792	721	2,018	1,090	2	433	[illegible]	[illegible]
All other automotive dealers	[illegible]	[illegible]	6	1,616	9	1,651	513	446	692	19	12	72	18	...	...	41	1,300
Gasoline service stations	245	18,003	77	4,483	168	13,520	8,007	5,365	[illegible]	649	553	27	18	8	1,144	3,560	80,978
Lumber, building, hardware group	949	[illegible]	62	8,939	887	157,619	50,506	103,443	3,670	16,532	14,110	827	548	19	2,478	1,137	[illegible]
Lumber yards, building materials dealers	559	103,936	15	1,744	544	102,192	17,920	82,829	1,443	13,751	12,033	250	215	3	613	191	[illegible]
Plumbing, paint, electrical stores	53	8,411	5	(x)	48	(x)	(x)	(x)	(x)	(x)	(x)	(x)	(x)	...	...	277	9,124
Hardware stores	86	[illegible]	6	(x)	80	(x)	(x)	(x)	(x)	(x)	(x)	(x)	(x)	1	2	439	[illegible]
Farm equipment dealers	251	[illegible]	36	6,334	215	36,228	25,279	9,779	1,170	1,099	721	329	[illegible]	15	1,863	230	[illegible]
Drug and proprietary stores	176	[illegible]	86	12,132	90	14,845	12,217	[illegible]	...	340	274	...	...	...	...	871	[illegible]
Other retail stores	338	48,559	103	9,168	235	39,391	16,445	15,920	7,026	2,666	2,377	2,746	2,033	12	1,835	1,931	[illegible]
Fuel, fuel oil, ice dealers	[illegible]	[illegible]	2	(x)	44	(x)	(x)	(x)	(x)	(x)	(x)	(x)	(x)	1	[illegible]	92	[illegible]
Feed, farm, garden supply stores	76	12,193	22	2,912	54	9,281	5,318	3,962	(v)	409	333	(v)	(v)	6	1,401	364	[illegible]
Jewelry stores	39	8,401	5	194	34	8,207	2,721	1,746	3,740	680	613	1,351	[illegible]	1	[illegible]	222	[illegible]
Book, stationery stores	20	[illegible]	2	(x)	18	(x)	(x)	(x)	(x)	(x)	(x)	(x)	(x)	1	120	66	1,799
Sporting goods stores, bicycle stores	10	1,419	5	207	5	1,212	347	807	(v)	119	122	(v)	(v)	...	...	114	[illegible]
Florists	18	[illegible]	3	(x)	15	(x)	(x)	(x)	(x)	(x)	(x)	(x)	(x)	...	...	142	2,902
Music stores	17	[illegible]	1	(x)	16	(x)	(x)	(x)	(x)	(x)	(x)	(x)	(x)	1	117	51	1,306
Optical goods stores	...	...	...	...	...	...	...	...	...	...	...	...	...	...	...	9	138
Camera, photographic supply stores	6	1,331	...	...	6	1,331	510	810	(v)	134	110	(v)	(v)	...	...	19	[illegible]
All other retail stores	106	9,560	63	5,229	43	4,331	2,526	1,226	579	227	239	119	76	2	123	912	[illegible]

See footnotes at end of table.

Table 11G.—ANALYSIS OF CASH AND CREDIT SALES AND BALANCES DUE FOR LARGE STORES AND MULTIUNITS—STATE, BY KIND OF BUSINESS: 1948—Continued

OREGON

[See text for explanatory material]

Kind of business	Large stores and multiunits														Small single-unit stores	
	Stores analyzing sales												Stores not analyzing sales			
	Total		Stores with cash sales only		Stores with credit sales											
					Total					Balances due from customers						
										On charge account sales		On installment sales				
	Stores	Sales, entire year	Number	Sales, entire year	Stores	Sales, entire year	Cash sales	Charge account sales	Installment sales	End of year	Beginning of year	End of year	Beginning of year	Number	Sales, entire year	Number	Sales, entire year
	(Number)	(Thousand dollars)		(Thousand dollars)	(Number)	(Thousand dollars)	(Thousand dollars)	(Thousand dollars)	(Thousand dollars)	(Thousand dollars)	(Thousand dollars)	(Thousand dollars)	(Thousand dollars)		(Thousand dollars)		(Thousand dollars)
State, total	4,592	1,185,888	1,706	265,480	2,886	920,408	515,904	295,372	109,132	37,932	31,848	24,464	18,119	113	20,430	12,833	390,982
Food group	1,110	262,514	529	90,983	581	171,531	135,753	35,713	(v)	3,898	3,140	(v)	(v)	28	4,142	2,745	91,133
Grocery stores, without fresh meat	123	17,065	59	3,411	64	13,654	4,744	3,670	(v)	496	377	...	...	1	104	788	22,460
Grocery stores, with fresh meat	780	214,779	334	71,450	446	143,329	120,400	22,884	(v)	2,553	2,053	(v)	(v)	21	3,057	1,342	55,799
Candy, nut, confectionery stores	26	1,737	26	1,737	...	...	...	...	...	...	...	...	...	...	...	100	1,293
Dairy products stores, milk dealers	36	11,256	11	1,223	25	10,033	3,150	6,883	...	629	531	...	...	1	414	38	1,327
All other food stores	145	17,677	99	8,162	46	9,515	7,239	2,276	...	221	179	...	...	5	567	477	14,254
Eating and drinking places	327	31,134	306	28,400	21	2,734	2,155	379	...	33	5	...	...	18	1,873	3,372	82,236
General stores	44	8,621	8	1,166	36	7,455	4,483	2,726	246	432	346	104	79	...	...	128	5,592
General merchandise group	232	207,210	160	46,463	72	160,747	100,814	32,624	27,309	6,031	4,389	4,590	3,527	1	100	342	9,470
Department stores	33	155,250	2	(x)	31	(x)	(x)	(x)	(x)	(x)	(x)	(x)	(x)	...	...	...	...
Dry goods, general merchandise stores	116	36,556	77	26,769	39	9,787	6,709	2,748	330	489	347	57	46	1	100	111	3,400
Variety stores	83	15,404	81	(x)	2	(x)	(x)	(x)	(x)	(x)	(x)	(x)	(x)	...	...	231	5,570
Apparel group	319	34,328	154	15,392	165	38,936	25,294	12,236	1,446	2,413	1,904	248	202	3	543	904	17,176
Men's, boys' clothing, furnishings stores	100	18,275	36	3,611	64	14,664	10,452	4,204	(v)	841	671	(v)	(v)	1	321	113	4,731
Family clothing stores	21	3,037	8	1,049	13	1,988	1,644	238	106	51	40	53	43	...	...	49	1,623
Women's ready-to-wear stores	113	23,599	44	4,916	69	18,683	10,629	7,100	954	1,389	1,075	135	115	2	224	161	4,983
Other apparel accessory, specialty stores	18	908	14	(x)	4	(x)	(x)	(x)	(x)	(x)	(x)	(x)	(x)	...	...	30	398
Shoe stores	54	7,052	46	5,035	8	2,017	1,818	199	...	18	18	...	...	...	...	82	2,845
Custom tailors	2	(x)	1	(x)	1	(x)	(x)	(x)	(x)	(x)	(x)	(x)	(x)	...	...	38	(x)
Furriers, fur shops	6	946	1	(x)	5	(x)	(x)	(x)	(x)	(x)	(x)	(x)	(x)	...	...	15	483
All other apparel stores	7	(x)	4	(x)	3	(x)	(x)	(x)	(x)	(x)	(x)	(x)	(x)	...	...	72	(x)
Furniture, furnishings, appliance group	317	59,848	29	3,362	288	56,486	18,973	16,521	20,992	3,108	2,587	5,271	4,244	5	460	518	17,986
Furniture stores	157	35,569	9	670	148	34,899	10,669	9,380	14,850	1,933	1,644	4,826	3,500	1	180	162	6,004
Floor covering, drapery stores	17	2,543	5	415	12	2,128	801	1,324	(v)	168	132	(v)	(v)	1	113	49	1,808
Other home furnishing stores	12	3,343	3	(x)	9	(x)	(x)	(x)	(x)	(x)	(x)	(x)	(x)	...	...	14	1,030
Household appliance stores	125	17,977	10	1,642	115	16,335	6,196	4,720	5,425	740	734	308	620	2	47	140	7,857
Radio stores	6	406	2	(x)	4	(x)	(x)	(x)	(x)	(x)	(x)	(x)	(x)	1	120	57	1,219
Automotive group	930	258,925	68	14,001	862	244,924	143,798	57,133	43,973	5,701	4,589	3,336	1,773	17	3,462	382	104,121
Motor vehicle (new and used) dealers	428	218,462	21	4,043	407	214,419	120,494	57,340	36,585	4,543	3,565	2,353	1,260	9	2,936	67	44,139
Motor vehicle (used) dealers	94	21,917	33	8,736	61	13,181	7,295	1,147	4,739	143	101	407	279	4	420	143	6,256
Tire, battery, accessory dealers	86	13,279	6	477	80	12,802	4,370	3,297	1,135	928	802	478	193	4	669	110	4,267
All other automotive dealers	322	5,267	8	771	314	4,496	1,639	1,349	1,708	87	121	98	41	...	...	62	1,459
Gasoline service stations	268	27,401	63	3,480	205	23,921	11,442	1,135	(v)	1,127	964	(v)	(v)	14	1,362	2,190	63,472
Lumber, building, hardware group	341	122,311	37	4,777	304	117,534	72,353	31,476	8,233	2,722	2,309	1,722	1,180	16	1,342	678	24,454
Lumber yards, building materials dealers	207	60,156	8	1,650	199	58,506	14,353	43,214	939	1,059	1,803	198	110	3	351	129	3,740
Plumbing, paint, electrical stores	42	10,693	7	534	41	10,166	2,433	7,231	502	96	72	23	64	...	...	176	5,344
Hardware stores	67	21,764	17	1,591	50	14,623	9,937	3,825	1,761	1,844	918	471	309	2	277	318	13,250
Farm equipment dealers	139	30,469	5	1,004	134	24,343	11,604	14,706	5,031	1,208	1,606	880	647	5	734	49	2,120
Drug and proprietary stores	104	21,725	23	3,271	80	11,849	9,923	1,864	(v)	306	267	(v)	(v)	1	100	390	16,446
Other retail stores	644	133,891	273	47,394	371	86,497	34,829	45,065	6,583	6,094	5,658	3,658	3,071	17	2,863	1,391	38,750
Fuel, fuel oil, ice dealers	33	19,129	8	833	25	18,166	4,926	12,973	167	2,178	1,440	51	44	2	440	141	4,417
Feed, farm, garden supply stores	108	41,482	20	2,734	142	38,751	19,219	14,341	192	2,191	1,871	28	4	4	1,927	179	5,606
Jewelry stores	41	10,249	14	537	27	9,712	4,207	1,871	3,634	404	306	2,027	1,938	1	41	101	2,094
Book, stationery stores	28	10,509	2	(x)	26	(x)	(x)	(x)	(x)	(x)	(x)	(x)	(x)	...	...	1	1,649
Sporting goods stores, bicycle stores	16	1,495	9	617	7	881	738	135	(v)	22	17	(v)	(v)	1	14	11	344
Florists	23	1,684	7	138	16	1,546	607	939	...	150	137	...	...	...	...	14	431
Music stores	19	2,866	4	140	15	2,726	864	648	1,209	97	144	689	380	...	...	3	1,378
Optical goods stores	4	(x)	...	...	4	(x)	(x)	(x)	(x)	(x)	(x)	(x)	(x)	...	...	2	(x)
Camera, photographic supply stores	3	(x)	3	(x)	0	(x)	(x)	(x)	(x)	(x)	(x)	(x)	(x)	...	...	2	(x)
All other retail stores	334	46,412	208	41,939	26	3,473	1,190	1,869	438	147	198	113	109	4	141	304	12,183

See footnotes at end of table.

Table 11G.—ANALYSIS OF CASH AND CREDIT SALES AND BALANCES DUE FOR LARGE STORES AND MULTIUNITS STATE, BY KIND OF BUSINESS, 1948—Continued

PENNSYLVANIA

[See text for explanatory material]

Kind of business	Large stores and multiunits													Small single unit stores	
	Total		Stores with cash sales only		Stores analyzing sales								Stores not analyzing sales		
					Stores with credit sales										
					Total					Balances due from customers					
										On charge account sales		On installment sales			
	Stores	Sales, entire year	Number	Sales, entire year	Stores	Sales, entire year	Cash sales	Charge account sales	Installment sales	End of year	Beginning of year	End of year	Beginning of year	Number	Sales, entire year
	(Number)	(Thousand dollars)		(Thousand dollars)	(Number)	(Thousand dollars)	(Thousand dollars)	(Thousand dollars)	(Thousand dollars)	(Thousand dollars)	(Thousand dollars)	(Thousand dollars)	(Thousand dollars)		(Thousand dollars)
State, total	24,480	6,311,973	13,369	1,352,288	11,111	3,959,691	3,031,148	1,424,215	504,328	208,301	182,204	143,271	114,479	262	86,657
Food group	6,880	1,432,486	5,165	1,222,013	1,715	412,273	202,289	207,959	2,025	15,033	12,430	537	345	40	12,419
Grocery stores, without fresh meat	1,139	98,795	1,080	86,364	109	11 721	7,113	4,599	(v)	572	461	(v)	(v)	4	349
Grocery stores, with fresh meat	3,653	475,899	2,302	383,749	1,151	142,150	118,932	72,705	513	6,241	5,255	210	140	41	7,710
Candy, nut, confectionery stores	387	24,013	344	21,739	15	2,274	1,474	800	...	127	58	...	...	7	143
Dairy products stores, milk dealers	584	206,105	314	36,168	270	168,937	47,029	121,908	...	7,443	6,040	...	...	4	501
All other food stores	1,247	124,674	1,127	93,283	170	37,191	27,741	7,947	1,503	650	566	312	238	34	3,717
Eating and drinking places	1,685	194,208	1,611	(x)	74	(x)	(x)	(x)	(x)	(x)	(x)	(x)	(x)	87	6,321
General stores	202	53,552	22	(x)	180	(x)	(x)	(x)	(x)	(x)	(x)	(x)	(x)	...	...
General merchandise group	1,220	1,171,468	878	256,173	342	996,295	466,908	376,572	151,815	68,131	62,340	46,616	38,925	7	1,240
Department stores	161	948,908	10	(x)	151	(x)	(x)	(x)	(x)	(x)	(x)	(x)	(x)	...	...
Dry goods, general merchandise stores	379	94,795	197	44,541	182	50,254	20,134	24,691	5,429	2,143	1,952	1,907	1,524	6	1,130
Variety stores	680	207,765	671	(x)	9	(x)	(x)	(x)	(x)	(x)	(x)	(x)	(x)	1	110
Apparel group	3,284	528,450	2,292	253,341	992	275,109	152,649	97,329	25,131	18,761	16,906	7,854	7,155	39	2,357
Men's, boys' clothing, furnishings stores	574	121,013	440	55,360	234	65,653	43,854	18,113	3,686	3,545	3,327	655	471	6	1,789
Family clothing stores	267	51,491	95	11,893	172	39,598	17,879	10,580	11,139	2,179	1,959	4,327	3,597	2	349
Women's ready-to-wear stores	849	205,067	506	80,622	343	124,445	65,487	53,314	5,644	10,079	8,897	1,669	1,480	10	2,178
Other apparel accessory, specialty stores	394	24,452	371	21,654	23	2,798	1,616	1,182	...	173	164	...	...	12	290
Shoe stores	856	96,635	765	74,965	91	21,670	16,782	4,762	(v)	1,045	981	(v)	(v)	4	283
Custom tailors	28	3,234	18	1,232	10	2,002	669	1,196	(v)	163	154	(v)	(v)	3	491
Furriers, fur shops	72	16,661	5	407	67	16,254	4,429	7,469	4,356	1,484	1,357	1,167	1,572	1	120
All other apparel stores	114	9,897	92	7,208	22	2,689	1,933	713	(v)	93	67	(v)	(v)	1	57
Furniture, furnishings, appliance group	1,986	376,199	283	34,408	1,603	341,791	91,804	79,900	170,087	17,827	15,215	60,130	46,764	37	6,052
Furniture stores	849	216,504	91	11,389	758	205,115	44,765	40,056	120,294	11,722	10,175	46,906	38,656	18	3,389
Floor covering, drapery stores	119	21,466	44	3,492	75	17,974	4,626	11,328	2,022	1,283	1,113	1,073	461	3	136
Other home furnishing stores	91	22,056	21	4,642	70	17,414	4,470	2,014	10,930	401	362	4,361	3,199	3	551
Household appliance stores	748	99,820	100	9,484	648	90,336	33,044	23,032	34,260	3,912	3,200	7,163	4,113	10	1,655
Radio stores	79	16,353	27	5,401	52	10,952	4,899	3,472	2,581	509	365	627	335	3	321
Automotive group	3,274	1,150,569	676	168,825	2,598	981,744	700,682	193,386	87,676	20,705	16,574	7,637	4,515	85	26,766
Motor vehicle (new and used) dealers	2,423	997,854	301	87,514	2,122	910,340	666,704	173,030	70,606	17,611	13,831	4,562	2,405	55	18,799
Motor vehicle (used) dealers	371	95,802	239	64,419	132	31,383	17,081	2,570	11,732	321	271	1,682	1,335	18	6,205
Tire, battery, accessory dealers	435	49,047	116	13,324	319	35,723	14,352	16,953	4,418	2,654	2,410	1,331	762	9	1,245
All other automotive dealers	45	7,866	20	3,568	25	4,298	2,545	833	920	119	62	62	13	3	517
Gasoline service stations	1,010	78,214	367	21,911	643	56,303	39,801	16,216	286	1,832	1,561	54	23	31	3,320
Lumber, building, hardware group	1,787	435,066	236	30,842	1,551	404,224	146,296	232,581	25,347	35,617	29,927	2,935	2,343	36	7,592
Lumber yards, building materials dealers	752	234,215	62	12,888	690	221,327	52,745	164,557	4,025	25,290	21,160	1,024	808	19	4,348
Plumbing, paint, electrical stores	352	51,438	80	8,056	272	43,382	16,018	23,659	(v)	3,051	2,726	(v)	(v)	9	1,531
Hardware stores	419	99,278	75	6,746	344	92,532	50,192	27,313	(v)	4,192	3,605	(v)	(v)	6	911
Farm equipment dealers	264	50,135	19	3,152	245	46,983	27,341	17,052	2,590	3,084	2,436	545	400	2	802
Drug and proprietary stores	795	104,554	615	75,476	180	29,078	25,627	3,423	(v)	566	505	(v)	(v)	11	1,441
Other retail stores	3,487	705,413	1,724	307,547	1,763	397,866	180,211	182,604	35,051	26,251	23,510	15,433	12,789	79	16,149
Fuel, fuel oil, ice dealers	495	129,656	90	14,827	405	114,829	46,440	66,146	2,243	8,368	8,037	347	355	14	2,390
Feed, farm, garden supply stores	741	191,451	194	35,041	547	156,410	85,382	70,616	412	9,464	8,229	128	123	23	8,773
Jewelry stores	334	50,059	57	3,438	277	46,621	16,198	9,329	21,094	2,443	2,254	8,653	7,042	5	785
Book, stationery stores	119	20,647	28	1,537	91	19,110	4,788	9,729	4,593	1,351	1,271	3,785	3,477	4	1,235
Sporting goods stores, bicycle stores	70	13,163	27	2,196	43	10,967	5,994	4,666	307	566	507	133	104	...	...
Florists	105	6,686	38	1,366	67	5,320	1,690	3,630	...	664	593	...	...	1	...
Music stores	104	13,635	54	2,600	50	11,035	3,683	3,191	4,161	1,343	896	2,005	1,446	...	...
Optical goods stores	52	3,166	22	880	30	2,286	1,624	650	(v)	141	97	(v)	(v)	6	486
Camera, photographic supply stores	48	8,881	16	1,363	32	7,518	4,065	3,359	(v)	519	455	(v)	(v)	2	359
All other retail stores	1,419	268,069	1,198	244,299	221	23,770	10,347	11,288	2,135	1,392	1,171	355	222	24	2,121

See footnotes at end of table.

Table 11G.—ANALYSIS OF CASH AND CREDIT SALES AND BALANCES DUE FOR LARGE STORES AND MULTIUNITS—STATE, BY KIND OF BUSINESS: 1948—Continued

RHODE ISLAND

[See text for explanatory material]

Kind of business	Large stores and multiunits													Small single-unit stores	
	Stores analyzing sales											Stores not analyzing sales			
	Total		Stores with cash sales only		Stores with credit sales										
					Total					Balances due from customers					
										On charge account sales		On installment sales			
	Stores (Number)	Sales, entire year (Thousand dollars)	Number	Sales, entire year (Thousand dollars)	Stores (Number)	Sales, entire year (Thousand dollars)	Cash sales (Thousand dollars)	Charge account sales (Thousand dollars)	Installment sales (Thousand dollars)	End of year (Thousand dollars)	Beginning of year (Thousand dollars)	End of year (Thousand dollars)	Beginning of year (Thousand dollars)	Number	Sales, entire year (Thousand dollars)	Number	Sales, entire year (Thousand dollars)
State, total	1,894	492,382	1,076	185,365	818	307,017	149,292	123,084	34,641	21,069	18,475	12,196	9,482	42	9,388	8,435	214,294
Food group	502	128,019	404	94,150	98	33,869	16,757	17,004	108	1,172	1,082	19	12	5	874	2,540	65,159
Grocery stores, without fresh meat	118	11,538	115	(x)	3	(x)	(x)	(x)	(x)	(x)	(x)	(x)	(x)	1	208	703	10,151
Grocery stores, with fresh meat	254	84,371	190	70,266	64	14,105	10,561	3,436	(v)	242	216	(v)	(v)	1	231	1,122	39,485
Candy, nut, confectionery stores	39	2,909	39	2,909	...	...	...	...	...	...	...	...	...	1	374	214	3,098
Dairy products stores, milk dealers	42	21,765	18	4,227	24	17,538	4,417	13,121	...	828	761	...	...	...	...	38	1,541
All other food stores	49	7,436	42	(x)	7	(x)	(x)	(x)	(x)	(x)	(x)	(x)	(x)	2	61	463	10,884
Eating and drinking places	171	16,828	167	17,426	4	1,402	1,203	(v)	...	(v)	(v)	...	...	6	689	1,890	39,572
General stores	...	...	...	...	...	...	...	...	...	...	...	...	...	...	...	10	231
General merchandise group	82	68,958	62	16,473	20	52,485	28,785	19,377	4,323	4,639	4,436	1,778	1,513	...	...	204	4,058
Department stores	12	50,331	4	(x)	8	(x)	(x)	(x)	(x)	(x)	(x)	(x)	(x)	...	...	...	...
Dry goods, general merchandise stores	28	4,464	19	1,799	9	2,665	1,886	735	(v)	160	140	(v)	(v)	...	...	143	2,607
Variety stores	42	14,163	39	(x)	3	(x)	(x)	(x)	(x)	(x)	(x)	(x)	(x)	...	...	61	1,451
Apparel group	253	53,473	151	17,651	102	35,822	18,926	11,575	5,321	2,850	2,488	1,758	1,741	10	1,393	556	14,617
Men's, boys' clothing, furnishings stores	49	8,188	18	2,470	31	5,718	3,900	926	892	192	151	170	163	1	127	111	3,694
Family clothing stores	21	7,875	5	553	16	7,322	3,119	2,799	1,404	916	834	454	447	1	133	47	1,679
Women's ready-to-wear stores	72	24,572	31	4,955	41	19,617	10,011	6,889	2,717	1,580	1,318	1,020	998	7	1,032	113	2,846
Other apparel accessory, specialty stores	36	(x)	35	(x)	1	(x)	(x)	(x)	(x)	(x)	(x)	(x)	(x)	...	...	96	(x)
Shoe stores	61	8,897	52	6,968	9	1,929	1,510	419	...	63	59	...	...	...	...	86	2,398
Custom tailors	...	...	...	...	...	...	...	...	...	...	...	...	...	...	...	37	395
Furriers, fur shops	3	(x)	...	...	3	(x)	(x)	(x)	(x)	(x)	(x)	(x)	(x)	...	...	12	(x)
All other apparel stores	11	(x)	10	(x)	1	(x)	(x)	(x)	(x)	(x)	(x)	(x)	(x)	1	101	54	(x)
Furniture, furnishings, appliance group	137	26,901	19	1,774	118	25,127	7,061	7,874	12,192	2,047	1,764	3,568	4,192	3	657	349	10,547
Furniture stores	86	15,527	10	862	76	14,665	2,453	4,164	8,044	1,382	1,279	3,810	2,876	2	504	129	4,918
Floor covering, drapery stores	7	1,608	3	(x)	4	(x)	(x)	(x)	(x)	(x)	(x)	(x)	(x)	...	...	38	1,083
Other home furnishing stores	6	1,314	3	(x)	3	(x)	(x)	(x)	(x)	(x)	(x)	(x)	(x)	...	...	75	1,237
Household appliance stores	34	7,931	2	(x)	32	(x)	(x)	(x)	(x)	(x)	(x)	(x)	(x)	1	153	51	2,201
Radio stores	4	521	1	(x)	3	(x)	(x)	(x)	(x)	(x)	(x)	(x)	(x)	...	...	50	1,048
Automotive group	253	89,960	64	14,029	189	75,931	32,665	15,447	27,819	1,619	1,320	1,130	682	8	4,432	129	4,169
Motor vehicle (new and used) dealers	170	72,534	22	4,345	148	68,189	28,883	13,102	26,454	1,285	1,056	946	565	6	4,053	11	620
Motor vehicle (used) dealers	45	11,493	31	8,329	14	3,164	2,279	206	679	(v)	(v)	(v)	(v)	2	379	65	2,599
Tire, battery, accessory dealers	32	5,229	9	(x)	23	(x)	(x)	(x)	(x)	(x)	(x)	(x)	(x)	...	...	31	646
All other automotive dealers	6	704	2	(x)	4	(x)	(x)	(x)	(x)	(x)	(x)	(x)	(x)	...	...	22	304
Gasoline service stations	48	3,499	24	1,657	24	1,842	1,067	775	...	97	86	...	...	4	416	1,013	26,731
Lumber, building, hardware group	88	34,183	7	930	81	33,253	10,428	20,928	1,397	3,589	2,713	441	294	1	140	225	6,786
Lumber yards, building materials dealers	48	21,228	1	(x)	47	(x)	(x)	(x)	(x)	(x)	(x)	(x)	(x)	1	140	23	723
Plumbing, paint, electrical stores	12	(x)	2	(x)	10	(x)	(x)	(x)	(x)	(x)	(x)	(x)	(x)	...	...	73	(x)
Hardware stores	24	10,638	4	(x)	20	(x)	(x)	(x)	(x)	(x)	(x)	(x)	(x)	...	...	127	3,880
Farm equipment dealers	4	(x)	...	...	4	(x)	(x)	(x)	(x)	(x)	(x)	(x)	(x)	...	...	2	(x)
Drug and proprietary stores	77	12,938	65	10,441	12	2,497	2,005	492	...	65	43	...	...	1	21	287	12,620
Other retail stores	283	55,623	113	10,834	170	44,789	11,895	29,413	3,481	4,976	4,537	1,402	1,048	4	766	1,636	49,235
Fuel, fuel oil, ice dealers	52	28,711	11	1,283	41	27,428	6,277	20,085	1,066	3,218	3,071	257	201	2	492	181	5,307
Feed, farm, garden supply stores	33	7,559	3	(x)	30	(x)	(x)	(x)	(x)	(x)	(x)	(x)	(x)	1	168	16	954
Jewelry stores	20	4,448	1	(x)	19	(x)	(x)	(x)	(x)	(x)	(x)	(x)	(x)	1	106	67	1,718
Book, stationery stores	11	1,602	...	...	11	1,602	325	1,005	272	154	139	270	216	...	...	24	568
Sporting goods stores, bicycle stores	5	(x)	2	(x)	3	(x)	(x)	(x)	(x)	(x)	(x)	(x)	(x)	...	...	41	(x)
Florists	9	607	2	(x)	7	(x)	(x)	(x)	(x)	(x)	(x)	(x)	(x)	...	...	98	1,529
Music stores	9	742	3	(x)	6	(x)	(x)	(x)	(x)	(x)	(x)	(x)	(x)	...	...	27	359
Optical goods stores	1	(x)	1	(x)	...	...	...	...	...	...	...	...	...	...	...	10	(x)
Camera, photographic supply stores	5	991	1	(x)	4	(x)	(x)	(x)	(x)	(x)	(x)	(x)	(x)	...	...	13	212
All other retail stores	108	10,681	89	8,647	19	2,034	638	1,237	(v)	160	151	(v)	(v)	...	...	753	18,169

See footnotes at end of table.

Table 11G.—ANALYSIS OF CASH AND CREDIT SALES AND BALANCES DUE FOR LARGE STORES AND MULTIUNITS STATE, BY KIND OF BUSINESS 1948—Continued

SOUTH CAROLINA

[See text for explanatory material]

Kind of business	Large stores and multiunits: Stores analyzing sales: Total: Stores (Number)	Total: Sales, entire year (Thousand dollars)	Stores with cash sales only: Number	Stores with cash sales only: Sales, entire year (Thousand dollars)	Stores with credit sales: Total: Stores (Number)	Stores with credit sales: Total: Sales, entire year (Thousand dollars)	Cash sales (Thousand dollars)	Charge account sales (Thousand dollars)	Installment sales (Thousand dollars)	Balances due from customers: On charge account sales: End of year (Thousand dollars)	On charge account sales: Beginning of year (Thousand dollars)	On installment sales: End of year (Thousand dollars)	On installment sales: Beginning of year (Thousand dollars)	Stores not analyzing sales: Number	Stores not analyzing sales: Sales, entire year (Thousand dollars)	Small single unit stores: Number	Small single unit stores: Sales, entire year (Thousand dollars)
State, total	[illegible]	[illegible]	[illegible]	[illegible]	[illegible]	[illegible]	[illegible]	[illegible]	[illegible]	[illegible]	[illegible]	[illegible]	[illegible]	[illegible]	[illegible]	[illegible]	[illegible]
Food group	[illegible]	[illegible]	[illegible]	[illegible]	[illegible]	33,403	[illegible]	[illegible]	(v)	1,419	[illegible]	(v)	(v)	[illegible]	[illegible]	[illegible]	[illegible]
Grocery stores without fresh meat	[illegible]	[illegible]	[illegible]	[illegible]	[illegible]	[illegible]	924	[illegible]	(v)	121	[illegible]	(v)	(v)	[illegible]	[illegible]	[illegible]	[illegible]
Grocery stores, with fresh meat	[illegible]	[illegible]	[illegible]	[illegible]	[illegible]	[illegible]	[illegible]	[illegible]	(v)	[illegible]	534	(v)	(v)	[illegible]	[illegible]	[illegible]	[illegible]
Candy, nut, confectionery stores	[illegible]	[illegible]	13	(x)	[illegible]	(x)	(x)	(x)	(x)	(x)	(x)	(x)	(x)	[illegible]	[illegible]	[illegible]	[illegible]
Dairy products stores, milk dealers	17	[illegible]	11	[illegible]	[illegible]	[illegible]	[illegible]	[illegible]	...	[illegible]	[illegible]	...	...	[illegible]	[illegible]	[illegible]	[illegible]
All other food stores	[illegible]	[illegible]	[illegible]	(x)	[illegible]	(x)	(x)	(x)	(x)	(x)	(x)	(x)	(x)	3	[illegible]	[illegible]	[illegible]
Eating and drinking places	[illegible]	[illegible]	[illegible]	[illegible]	[illegible]	[illegible]	630	[illegible]	...	[illegible]	30	...	...	[illegible]	[illegible]	[illegible]	[illegible]
General stores	[illegible]	[illegible]	[illegible]	[illegible]	[illegible]	[illegible]	[illegible]	[illegible]	391	[illegible]	389	117	71	...	...	[illegible]	[illegible]
General merchandise group	[illegible]	[illegible]	351	[illegible]	[illegible]	38,435	[illegible]	10,132	[illegible]	[illegible]	[illegible]	[illegible]	691	[illegible]	[illegible]	[illegible]	[illegible]
Department stores	[illegible]	[illegible]	38	[illegible]	13	[illegible]	13,353	[illegible]	2,921	1,227	1,086	476	267	...	...	...	...
Dry goods, general merchandise stores	[illegible]	[illegible]	139	27,204	82	[illegible]	9,829	3,750	1,700	898	804	[illegible]	[illegible]	[illegible]	[illegible]	[illegible]	[illegible]
Variety stores	[illegible]	[illegible]	[illegible]	[illegible]	...	...	...	...	...	...	...	...	...	...	...	[illegible]	[illegible]
Apparel group	[illegible]	[illegible]	[illegible]	[illegible]	129	[illegible]	13,172	[illegible]	[illegible]	1,438	1,183	[illegible]	[illegible]	[illegible]	[illegible]	[illegible]	[illegible]
Men's, boys' clothing, furnishings stores	[illegible]	[illegible]	44	[illegible]	26	[illegible]	3,004	[illegible]	(v)	290	247	(v)	(v)	1	[illegible]	132	[illegible]
Family clothing stores	[illegible]	[illegible]	57	[illegible]	34	[illegible]	[illegible]	1,037	[illegible]	130	121	[illegible]	200	[illegible]	[illegible]	[illegible]	[illegible]
Women's ready-to-wear stores	[illegible]	[illegible]	[illegible]	[illegible]	[illegible]	[illegible]	[illegible]	[illegible]	[illegible]	895	749	[illegible]	74	[illegible]	[illegible]	[illegible]	[illegible]
Other apparel accessory, specialty stores	[illegible]	[illegible]	15	[illegible]	...	...	...	...	...	...	...	...	...	...	...	[illegible]	[illegible]
Shoe stores	[illegible]	[illegible]	40	[illegible]	[illegible]	898	[illegible]	230	...	31	30	...	...	1	21	[illegible]	[illegible]
Custom tailors	[illegible]	(x)	1	(x)	1	(x)	(x)	(x)	(x)	(x)	(x)	(x)	(x)	...	...	[illegible]	(x)
Furriers, fur shops	...	...	...	...	...	...	...	...	...	...	...	...	...	...	...	1	(x)
All other apparel stores	[illegible]	(x)	[illegible]	(x)	[illegible]	(x)	(x)	(x)	(x)	(x)	(x)	(x)	(x)	...	...	39	(x)
Furniture, furnishings, appliance group	[illegible]	[illegible]	38	[illegible]	314	[illegible]	12,675	[illegible]	25,953	[illegible]	[illegible]	[illegible]	8,789	1	[illegible]	551	[illegible]
Furniture stores	[illegible]	[illegible]	12	[illegible]	232	[illegible]	7,795	[illegible]	[illegible]	[illegible]	[illegible]	[illegible]	[illegible]	1	[illegible]	[illegible]	[illegible]
Floor covering, drapery stores	[illegible]	(x)	[illegible]	(x)	[illegible]	(x)	(x)	(x)	(x)	(x)	(x)	(x)	(x)	...	...	[illegible]	(x)
Other home furnishing stores	[illegible]	[illegible]	[illegible]	(x)	3	(x)	(x)	(x)	(x)	(x)	(x)	(x)	(x)	...	...	[illegible]	[illegible]
Household appliance stores	101	[illegible]	[illegible]	[illegible]	79	9,660	[illegible]	[illegible]	2,751	435	310	[illegible]	333	...	...	137	[illegible]
Radio stores	1	(x)	...	...	1	(x)	(x)	(x)	(x)	(x)	(x)	(x)	(x)	...	...	[illegible]	(x)
Automotive group	[illegible]	[illegible]	138	31,060	[illegible]	157,510	102,904	[illegible]	20,364	[illegible]	[illegible]	[illegible]	[illegible]	[illegible]	[illegible]	[illegible]	[illegible]
Motor vehicle (new and used) dealers	[illegible]	[illegible]	[illegible]	[illegible]	372	137,701	94,484	29,320	13,897	[illegible]	[illegible]	1,499	1,297	7	1,712	33	[illegible]
Motor vehicle (used) dealers	[illegible]	[illegible]	73	14,110	38	[illegible]	[illegible]	1,490	3,215	[illegible]	[illegible]	[illegible]	156	3	530	216	[illegible]
Tire, battery, accessory dealers	[illegible]	[illegible]	11	(x)	[illegible]	(x)	(x)	(x)	(x)	(x)	(x)	(x)	(x)	[illegible]	[illegible]	[illegible]	[illegible]
All other automotive dealers	[illegible]	[illegible]	2	(x)	[illegible]	(x)	(x)	(x)	(x)	(x)	(x)	(x)	(x)	...	...	1	[illegible]
Gasoline service stations	[illegible]	[illegible]	109	[illegible]	84	[illegible]	4,531	[illegible]	(v)	445	341	(v)	(v)	[illegible]	[illegible]	[illegible]	[illegible]
Lumber, building, hardware group	[illegible]	[illegible]	[illegible]	[illegible]	[illegible]	[illegible]	[illegible]	35,374	5,090	[illegible]	[illegible]	[illegible]	570	[illegible]	[illegible]	[illegible]	[illegible]
Lumber yards, building materials dealers	117	[illegible]	12	[illegible]	105	31,614	8,709	22,670	235	3,330	2,849	215	157	[illegible]	220	[illegible]	[illegible]
Plumbing, paint, electrical stores	[illegible]	[illegible]	1	(x)	18	(x)	(x)	(x)	(x)	(x)	(x)	(x)	(x)	1	464	78	[illegible]
Hardware stores	[illegible]	[illegible]	29	[illegible]	77	19,883	10,523	[illegible]	(v)	967	825	(v)	(v)	3	[illegible]	202	[illegible]
Farm equipment dealers	[illegible]	[illegible]	[illegible]	(x)	72	(x)	(x)	(x)	(x)	(x)	(x)	(x)	(x)	...	...	45	[illegible]
Drug and proprietary stores	[illegible]	[illegible]	66	9,573	50	[illegible]	5,008	1,016	...	196	174	...	...	1	120	445	[illegible]
Other retail stores	[illegible]	49,650	222	17,523	222	32,127	[illegible]	13,896	3,184	2,198	1,822	1,260	912	17	1,694	[illegible]	[illegible]
Fuel, fuel oil, ice dealers	[illegible]	9,840	15	[illegible]	44	[illegible]	4,404	4,731	(v)	546	550	(v)	(v)	8	[illegible]	141	[illegible]
Feed, farm, garden supply stores	[illegible]	[illegible]	54	[illegible]	83	[illegible]	6,115	5,717	643	483	669	244	171	2	[illegible]	152	[illegible]
Jewelry stores	[illegible]	[illegible]	2	(x)	44	(x)	(x)	(x)	(x)	(x)	(x)	(x)	(x)	...	...	189	[illegible]
Book, stationery stores	10	[illegible]	2	(x)	8	(x)	(x)	(x)	(x)	(x)	(x)	(x)	(x)	...	...	[illegible]	[illegible]
Sporting goods stores, bicycle stores	7	[illegible]	2	(x)	5	(x)	(x)	(x)	(x)	(x)	(x)	(x)	(x)	1	[illegible]	47	[illegible]
Florists	[illegible]	(x)	5	(x)	4	(x)	(x)	(x)	(x)	(x)	(x)	(x)	(x)	...	...	176	(x)
Music stores	12	1,162	3	(x)	9	(x)	(x)	(x)	(x)	(x)	(x)	(x)	(x)	1	[illegible]	41	[illegible]
Optical goods stores	...	...	...	...	...	...	...	...	...	...	...	...	...	...	...	11	34
Camera, photographic supply stores	3	(x)	...	...	3	(x)	(x)	(x)	(x)	(x)	(x)	(x)	(x)	...	...	10	(x)
All other retail stores	[illegible]	[illegible]	139	10,072	22	1,505	645	833	(v)	139	125	(v)	(v)	5	[illegible]	[illegible]	[illegible]

See footnotes at end of table.

Table 11G.—ANALYSIS OF CASH AND CREDIT SALES AND BALANCES DUE FOR LARGE STORES AND MULTIUNITS—STATE, BY KIND OF BUSINESS: 1948—Continued

SOUTH DAKOTA

[See text for explanatory material]

Kind of business	Large stores and multiunits													Small single-unit stores	
	Stores analyzing sales												Stores not analyzing sales		
	Total		Stores with cash sales only		Stores with credit sales										
					Total					Balances due from customers					
										On charge account sales		On installment sales			
	Stores (Number)	Sales, entire year (Thousand dollars)	Number	Sales, entire year (Thousand dollars)	Stores (Number)	Sales, entire year (Thousand dollars)	Cash sales (Thousand dollars)	Charge account sales (Thousand dollars)	Installment sales (Thousand dollars)	End of year (Thousand dollars)	Beginning of year (Thousand dollars)	End of year (Thousand dollars)	Beginning of year (Thousand dollars)	Number	Sales, entire year (Thousand dollars)	Number	Sales, entire year (Thousand dollars)
State, total	1,958	379,186	609	92,339	1,349	286,847	188,793	83,503	14,551	11,413	8,791	2,907	1,986	144	20,896	6,891	222,110
Food group	279	56,147	154	33,705	125	22,442	16,140	6,298	(v)	673	596	(v)	(v)	9	1,385	1,364	49,350
Grocery stores, without fresh meat	40	5,876	26	4,336	14	1,540	1,286	254	...	25	19	...	...	1	148	298	7,932
Grocery stores, with fresh meat	216	47,910	115	28,468	100	19,442	14,031	5,407	(v)	569	504	(v)	(v)	7	1,127	813	34,052
Candy, nut, confectionery stores	1	(x)	1	(x)	...	...	...	...	...	...	...	...	...	...	...	61	(x)
Dairy products stores, milk dealers	11	(x)	6	(x)	5	(x)	(x)	(x)	(x)	(x)	(x)	(x)	(x)	...	...	28	(x)
All other food stores	12	484	6	(x)	6	(x)	(x)	(x)	(x)	(x)	(x)	(x)	(x)	1	110	164	5,416
Eating and drinking places	97	4,808	82	4,293	15	515	476	(v)	...	(v)	(v)	...	...	11	1,013	1,543	38,399
General stores	57	13,105	11	1,525	46	11,580	9,004	2,411	(v)	238	238	(v)	(v)	...	...	76	3,000
General merchandise group	111	47,019	70	14,282	41	32,737	21,647	8,713	3,377	545	449	1,139	885	3	284	138	5,553
Department stores	40	28,295	3	(x)	37	(x)	(x)	(x)	(x)	(x)	(x)	(x)	(x)	...	...	...	...
Dry goods, general merchandise stores	58	15,167	35	8,496	23	6,675	5,916	482	277	106	88	55	45	3	284	89	3,942
Variety stores	33	6,557	32	(x)	1	(x)	(x)	(x)	(x)	(x)	(x)	(x)	(x)	...	...	49	1,561
Apparel group	121	18,121	50	6,328	71	12,793	8,860	3,679	254	714	584	36	33	6	791	248	8,101
Men's, boys' clothing, furnishings stores	32	4,784	15	1,934	17	2,850	2,008	562	(v)	113	87	(v)	(v)	1	110	52	2,374
Family clothing stores	14	1,624	5	463	9	1,161	512	114	...	17	16	...	...	1	205	28	1,128
Women's ready-to-wear stores	49	9,150	9	(x)	40	(x)	(x)	(x)	(x)	(x)	(x)	(x)	(x)	4	474	79	2,101
Other apparel accessory, specialty stores	7	184	6	(x)	1	(x)	(x)	(x)	(x)	(x)	(x)	(x)	(x)	...	...	9	165
Shoe stores	15	2,199	9	(x)	6	(x)	(x)	(x)	(x)	(x)	(x)	(x)	(x)	...	...	50	1,735
Custom tailors	1	(x)	1	(x)	...	...	...	...	...	...	...	...	...	...	...	9	(x)
Furriers, fur shops	3	(x)	1	(x)	2	(x)	(x)	(x)	(x)	(x)	(x)	(x)	(x)	...	...	6	(x)
All other apparel stores	...	...	...	...	...	...	...	...	...	...	...	...	...	...	...	19	319
Furniture, furnishings, appliance group	124	14,642	17	1,500	107	13,142	6,000	4,508	2,634	765	679	460	340	6	740	308	10,427
Furniture stores	36	(x)	10	(x)	26	(x)	(x)	(x)	(x)	(x)	(x)	(x)	(x)	4	528	74	(x)
Floor covering, drapery stores	...	...	...	...	...	...	...	...	...	...	...	...	...	...	...	6	421
Other home furnishing stores	2	(x)	2	(x)	...	...	...	...	...	...	...	...	...	...	...	14	(x)
Household appliance stores	86	(x)	5	(x)	81	(x)	(x)	(x)	(x)	(x)	(x)	(x)	(x)	2	218	184	(x)
Radio stores	...	...	...	...	...	...	...	...	...	...	...	...	...	...	...	30	427
Automotive group	308	92,107	37	7,447	271	84,360	61,243	18,173	4,944	2,613	1,632	515	261	26	5,804	232	11,536
Motor vehicle (new and used) dealers	251	79,400	19	3,648	232	75,752	55,304	15,550	4,898	1,849	1,424	401	159	19	4,300	109	5,919
Motor vehicle (used) dealers	24	2,439	13	(x)	11	(x)	(x)	(x)	(x)	(x)	(x)	(x)	(x)	4	899	56	1,788
Tire, battery, accessory dealers	27	(x)	4	(x)	23	(x)	(x)	(x)	(x)	(x)	(x)	(x)	(x)	2	314	106	(x)
All other automotive dealers	6	(x)	1	(x)	5	(x)	(x)	(x)	(x)	(x)	(x)	(x)	(x)	1	126	27	(x)
Gasoline service stations	107	11,499	30	2,341	77	9,158	6,592	2,219	(v)	316	319	(v)	(v)	16	2,151	1,113	23,[illegible]
Lumber, building, hardware group	234	49,136	69	8,950	165	39,186	25,686	10,193	3,307	1,311	1,753	614	386	34	6,392	204	37,453
Lumber yards, building materials dealers	153	37,392	4	(x)	149	(x)	(x)	(x)	(x)	(x)	(x)	(x)	(x)	19	2,470	71	3,257
Plumbing, paint, electrical stores	13	1,540	2	(x)	11	(x)	(x)	(x)	(x)	(x)	(x)	(x)	(x)	1	55	115	4,100
Hardware stores	71	9,698	19	1,716	52	7,982	5,764	1,350	868	201	174	237	220	8	838	477	14,344
Farm equipment dealers	291	49,916	44	5,680	209	44,226	33,631	9,354	1,251	1,133	781	364	154	26	3,614	441	13,035
Drug and proprietary stores	49	6,307	30	3,649	19	2,658	2,349	260	...	47	32	...	...	3	368	223	7,129
Other retail stores	141	15,725	59	5,369	82	10,356	5,647	3,340	319	505	443	119	56	10	1,123	78	63,163
Fuel, fuel oil, ice dealers	24	2,205	8	454	16	1,726	673	1,051	(v)	220	206	(v)	(v)	1	108	32	940
Feed, farm, garden supply stores	23	5,521	7	(x)	16	(x)	(x)	(x)	(x)	(x)	(x)	(x)	(x)	3	415	32	2,437
Jewelry stores	14	1,330	4	(x)	10	(x)	(x)	(x)	(x)	(x)	(x)	(x)	(x)	4	104	20	2,[illegible]
Book, stationery stores	2	(x)	1	(x)	1	(x)	(x)	(x)	(x)	(x)	(x)	(x)	(x)	...	...	14	(x)
Sporting goods stores, bicycle stores	3	(x)	1	(x)	2	(x)	(x)	(x)	(x)	(x)	(x)	(x)	(x)	...	...	29	(x)
Florists	6	(x)	...	...	2	(x)	(x)	(x)	(x)	(x)	(x)	(x)	(x)	...	...	21	(x)
Music stores	4	(x)	...	...	3	(x)	(x)	(x)	(x)	(x)	(x)	(x)	(x)	...	...	6	(x)
Optical goods stores	...	...	...	...	...	...	...	...	...	...	...	...	...	...	...	1	(x)
Camera, photographic supply stores	4	(x)	...	...	3	(x)	(x)	(x)	(x)	(x)	(x)	(x)	(x)	...	...	4	(x)
All other retail stores	49	3,931	38	2,999	11	432	322	108	(v)	81	74	(v)	(v)	1	94	454	15,[illegible]

See footnotes at end of table.

Table 11G.—ANALYSIS OF CASH AND CREDIT SALES AND BALANCES DUE FOR LARGE STORES AND MULTIUNITS STATE, BY KIND OF BUSINESS 1948—Continued

TENNESSEE

[See text for explanatory material]

Kind of business	Large stores and multiunits: Stores analyzing sales: Total: Stores	Total: Sales, entire year	Stores with cash sales only: Number	Stores with cash sales only: Sales, entire year	Stores with credit sales: Total: Stores	Total: Sales, entire year	Cash sales	Charge account sales	Installment sales	Balances due from customers: On charge account sales: End of year	On charge account sales: Beginning of year	On installment sales: End of year	On installment sales: Beginning of year	Stores not analyzing sales: Number	Stores not analyzing sales: Sales, entire year	Small single unit stores: Number	Small single unit stores: Sales, entire year
	(Number)	(Thousand dollars)		(Thousand dollars)	(Number)	(Thousand dollars)	(Thousand dollars)	(Thousand dollars)	(Thousand dollars)	(Thousand dollars)	(Thousand dollars)	(Thousand dollars)	(Thousand dollars)		(Thousand dollars)		(Thousand dollars)
State, total	[illegible]	[illegible]	[illegible]	412,102	[illegible]	1,011,362	[illegible]	333,993	151,212	56,228	49,274	32,949	[illegible]	119	[illegible]	[illegible]	[illegible]
Food group	[illegible]	[illegible]	868	154,346	481	83,209	52,440	30,139	630	[illegible]	[illegible]	136	[illegible]	[illegible]	[illegible]	[illegible]	[illegible]
Grocery stores, without fresh meat	[illegible]	[illegible]	[illegible]	[illegible]	41	2,261	1,379	878	(v)	286	196	(v)	(v)	[illegible]	[illegible]	[illegible]	[illegible]
Grocery stores, with fresh meat	1,122	210,608	708	143,585	414	67,023	43,845	24,930	(v)	[illegible]	[illegible]	(v)	(v)	[illegible]	[illegible]	[illegible]	[illegible]
Candy, nut, confectionery stores	28	1,071	28	1,071	...	...	...	...	...	...	...	...	...	...	...	[illegible]	[illegible]
Dairy products stores, milk dealers	[illegible]	[illegible]	48	1,772	14	8,908	4,553	[illegible]	...	420	375	...	...	...	...	[illegible]	[illegible]
All other food stores	41	[illegible]	[illegible]	[illegible]	12	[illegible]	2,663	[illegible]	378	196	163	111	36	1	[illegible]	[illegible]	[illegible]
Eating and drinking places	[illegible]	[illegible]	[illegible]	31,397	14	990	580	410	...	25	31	...	...	[illegible]	[illegible]	[illegible]	[illegible]
General stores	81	[illegible]	17	[illegible]	64	8,729	3,658	4,785	286	700	660	[illegible]	42	1	[illegible]	[illegible]	[illegible]
General merchandise group	[illegible]	[illegible]	380	[illegible]	190	220,074	121,426	55,872	[illegible]	[illegible]	10,464	4,618	3,578	[illegible]	83	[illegible]	[illegible]
Department stores	[illegible]	203,374	[illegible]	11,747	33	191,632	106,662	50,407	34,563	10,840	9,406	3,188	2,725	...	...	...	...
Dry goods, general merchandise stores	302	48,519	154	20,311	148	28,208	18,585	5,418	4,205	1,620	1,057	1,030	853	1	3	[illegible]	...
Variety stores	[illegible]	[illegible]	206	33,347	9	234	179	(v)	(v)	(v)	(v)	(v)	(v)	[illegible]	[illegible]	179	[illegible]
Apparel group	651	[illegible]	363	[illegible]	288	71,363	33,415	30,895	7,053	6,869	6,007	[illegible]	1,864	[illegible]	[illegible]	[illegible]	[illegible]
Men's, boys' clothing, furnishings stores	104	[illegible]	52	6,161	[illegible]	13,493	6,686	6,717	90	1,518	1,353	29	20	[illegible]	[illegible]	[illegible]	[illegible]
Family clothing stores	163	29,737	71	8,201	92	21,536	9,807	5,987	[illegible]	1,502	1,187	1,433	1,518	...	...	[illegible]	[illegible]
Women's ready-to-wear stores	188	[illegible]	92	15,196	96	30,617	13,006	16,516	1,095	3,511	3,137	213	166	...	...	180	[illegible]
Other apparel accessory, specialty stores	38	1,960	32	1,513	6	447	343	104	...	10	11	...	...	...	...	[illegible]	[illegible]
Shoe stores	[illegible]	16,558	105	12,940	24	3,618	2,708	910	...	[illegible]	143	...	...	[illegible]	153	[illegible]	[illegible]
Custom tailors	[illegible]	[illegible]	2	(x)	5	(x)	(x)	(x)	(x)	(x)	(x)	(x)	(x)	...	...	[illegible]	[illegible]
Furriers, fur shops	3	(x)	...	...	3	(x)	(x)	(x)	(x)	(x)	(x)	(x)	(x)	[illegible]	413	[illegible]	[illegible]
All other apparel stores	17	(x)	9	(x)	8	(x)	(x)	(x)	(x)	(x)	(x)	(x)	(x)	...	...	[illegible]	[illegible]
Furniture, furnishings, appliance group	[illegible]	[illegible]	31	3,042	464	82,217	24,199	21,891	36,127	5,511	4,899	13,226	10,804	13	[illegible]	[illegible]	[illegible]
Furniture stores	304	57,373	12	1,224	292	56,149	14,347	13,678	28,124	4,167	3,839	11,600	9,848	[illegible]	[illegible]	[illegible]	[illegible]
Floor covering, drapery stores	11	(x)	1	(x)	10	(x)	(x)	(x)	(x)	(x)	(x)	(x)	(x)	...	...	[illegible]	(x)
Other home furnishing stores	10	2,595	2	(x)	8	(x)	(x)	(x)	(x)	(x)	(x)	(x)	(x)	3	272	112	[illegible]
Household appliance stores	167	22,778	15	1,191	152	21,587	8,424	6,420	6,743	930	728	1,347	710	[illegible]	[illegible]	321	[illegible]
Radio stores	3	(x)	1	(x)	2	(x)	(x)	(x)	(x)	(x)	(x)	(x)	(x)	...	...	[illegible]	(x)
Automotive group	913	[illegible]	123	39,324	790	314,080	[illegible]	69,982	[illegible]	8,397	[illegible]	[illegible]	[illegible]	15	[illegible]	[illegible]	[illegible]
Motor vehicle (new and used) dealers	609	275,501	33	10,384	576	265,117	168,702	60,332	36,083	6,954	5,599	4,583	2,990	[illegible]	1,834	124	[illegible]
Motor vehicle (used) dealers	186	54,831	81	27,804	105	27,027	13,977	1,203	11,847	180	140	1,242	866	[illegible]	[illegible]	163	[illegible]
Tire, battery, accessory dealers	[illegible]	[illegible]	5	473	94	19,472	6,355	8,211	[illegible]	1,220	1,099	1,853	1,182	...	...	300	[illegible]
All other automotive dealers	14	3,127	4	663	[illegible]	2,464	1,410	236	818	43	37	46	36	1	180	24	[illegible]
Gasoline service stations	363	29,350	193	12,324	170	17,026	10,330	6,237	459	779	593	126	76	10	900	[illegible]	[illegible]
Lumber, building, hardware group	587	137,004	38	3,835	549	133,169	45,821	81,325	6,023	12,525	11,869	1,204	940	9	1,378	841	34,673
Lumber yards, building materials dealers	226	71,767	7	1,073	219	70,694	15,312	54,198	1,184	8,084	7,983	224	229	2	315	174	8,103
Plumbing, paint, electrical stores	60	8,454	5	246	55	8,208	2,357	5,423	(v)	712	675	(v)	(v)	2	147	158	[illegible]
Hardware stores	160	30,880	19	1,750	141	29,130	14,278	11,946	2,906	2,419	2,278	521	386	1	110	417	[illegible]
Farm equipment dealers	141	25,903	7	766	134	25,137	13,874	9,758	1,505	1,310	933	428	281	[illegible]	806	92	[illegible]
Drug and proprietary stores	216	30,216	119	15,894	97	14,322	10,763	3,546	13	768	697	...	...	2	253	795	[illegible]
Other retail stores	736	106,262	329	40,079	407	66,183	29,081	28,911	8,191	5,193	4,730	3,535	2,852	23	3,403	1,488	[illegible]
Fuel, fuel oil, ice dealers	110	15,106	11	441	99	14,665	5,438	9,177	50	1,465	1,353	12	10	10	1,590	287	[illegible]
Feed, farm, garden supply stores	139	24,712	25	2,978	114	21,734	12,164	9,277	293	1,320	1,140	43	20	1	180	[illegible]	[illegible]
Jewelry stores	94	15,137	13	358	81	14,779	5,226	3,568	5,985	1,256	1,187	2,498	2,001	1	100	210	[illegible]
Book, stationery stores	15	1,985	...	...	15	1,985	522	856	607	134	143	537	428	...	...	45	1,074
Sporting goods stores, bicycle stores	18	2,589	7	151	11	2,438	1,037	1,146	255	202	190	36	36	1	180	81	[illegible]
Florists	23	2,718	4	138	19	2,580	680	1,900	...	334	317	...	...	...	...	236	5,236
Music stores	31	3,244	10	272	21	2,972	1,516	596	860	127	83	383	336	...	...	46	[illegible]
Optical goods stores	4	(x)	1	(x)	3	(x)	(x)	(x)	(x)	(x)	(x)	(x)	(x)	1	91	3	(x)
Camera, photographic supply stores	11	(x)	3	(x)	8	(x)	(x)	(x)	(x)	(x)	(x)	(x)	(x)	1	165	15	(x)
All other retail stores	291	39,227	255	35,112	36	4,115	2,168	1,887	60	287	250	11	3	8	1,097	797	[illegible]

See footnotes at end of table.

Table 11G.—ANALYSIS OF CASH AND CREDIT SALES AND BALANCES DUE FOR LARGE STORES AND MULTIUNITS—STATE, BY KIND OF BUSINESS: 1948—Continued

TEXAS

[See text for explanatory material]

Kind of business	Large stores and multiunits														Small single-unit stores	
	Stores analyzing sales												Stores not analyzing sales			
	Total		Stores with cash sales only		Stores with credit sales											
					Total					Balances due from customers						
										On charge account sales		On installment sales				
	Stores (Number)	Sales, entire year (Thousand dollars)	Number	Sales, entire year (Thousand dollars)	Stores (Number)	Sales, entire year (Thousand dollars)	Cash sales (Thousand dollars)	Charge account sales (Thousand dollars)	Installment sales (Thousand dollars)	End of year (Thousand dollars)	Beginning of year (Thousand dollars)	End of year (Thousand dollars)	Beginning of year (Thousand dollars)	Number	Sales, entire year (Thousand dollars)	Number	Sales, entire year (Thousand dollars)
State, total	20,893	4,609,611	9,178	1,374,708	11,715	3,234,903	1,666,965	1,151,509	416,429	173,760	143,742	116,237	83,243	718	120,139	69,003	1,789,127
Food group	4,217	905,051	2,513	564,515	1,704	337,536	213,486	123,059	991	10,965	8,827	246	167	166	25,076	14,834	512,801
Grocery stores, without fresh meat	480	43,275	378	31,677	102	11,598	7,026	4,354	(v)	450	415	(v)	(v)	26	4,885	6,702	91,578
Grocery stores, with fresh meat	3,389	798,142	1,888	514,108	1,501	284,034	189,290	94,324	420	8,846	6,979	130	54	126	18,023	11,290	384,326
Candy, nut, confectionery stores	65	2,341	59	2,158	6	183	127	(v)	...	(v)	(v)	...	...	2	33	441	4,013
Dairy products stores, milk dealers	100	32,595	63	2,394	37	30,201	9,907	20,294	...	1,301	1,127	...	...	1	518	61	1,839
All other food stores	183	25,698	125	14,178	58	11,520	7,136	3,831	553	357	299	109	80	11	1,617	1,340	31,045
Eating and drinking places	1,734	116,066	1,686	110,021	48	6,045	4,494	1,551	...	108	86	...	...	69	6,066	15,382	265,242
General stores	133	29,378	39	8,544	94	20,834	12,125	8,303	406	1,223	937	109	79	3	339	939	28,042
General merchandise group	1,503	786,691	1,098	223,766	405	562,925	306,675	152,959	103,291	31,265	27,774	20,363	23,708	22	4,599	1,866	57,211
Department stores	110	496,888	5	8,036	105	487,852	256,594	132,416	97,841	27,827	24,805	28,412	22,266	...	...	...	...
Dry goods, general merchandise stores	756	182,867	468	114,836	288	68,031	43,097	20,508	4,426	3,423	2,959	1,417	1,191	20	4,432	1,140	40,225
Variety stores	637	107,936	625	100,894	12	7,042	7,982	(v)	1,024	(v)	(v)	539	251	2	167	726	16,986
Apparel group	1,609	329,511	905	129,036	704	200,475	105,087	81,809	13,579	15,885	13,080	3,402	2,879	37	3,289	5,553	76,581
Men's, boys' clothing, furnishings stores	281	58,800	128	17,747	153	41,053	23,317	17,183	(v)	3,435	2,708	(v)	(v)	2	243	472	18,535
Family clothing stores	374	92,249	150	23,211	224	69,038	34,695	27,010	7,333	5,248	4,518	2,183	1,756	3	748	352	15,416
Women's ready-to-wear stores	521	120,789	275	47,505	246	73,284	31,234	32,881	4,169	6,537	5,319	1,000	761	10	998	684	20,714
Other apparel accessory, specialty stores	75	6,836	58	4,100	19	2,736	2,319	417	...	65	37	...	...	4	86	135	2,229
Shoe stores	309	45,747	270	34,644	39	11,103	7,370	3,100	(v)	416	335	(v)	(v)	4	714	140	6,253
Custom tailors	15	1,795	9	655	6	1,140	259	596	286	98	88	39	34	3	248	116	4,643
Furriers, fur shops	3	647	1	(x)	2	(x)	(x)	(x)	(x)	(x)	(x)	(x)	(x)	1	104	...	587
All other apparel stores	31	2,648	16	(x)	15	(x)	(x)	(x)	(x)	(x)	(x)	(x)	(x)	...	...	264	5,954
Furniture, furnishings, appliance group	1,486	248,400	132	13,112	1,354	235,288	66,492	56,646	112,150	11,851	9,144	39,409	27,090	30	4,304	2,728	85,824
Furniture stores	688	141,191	52	6,274	633	134,917	35,137	30,227	69,553	8,138	6,344	27,609	20,994	14	1,936	944	37,048
Floor covering, drapery stores	48	8,645	6	696	42	7,949	1,736	5,219	994	546	414	445	205	1	40	168	3,124
Other home furnishing stores	70	12,570	18	(x)	52	(x)	(x)	(x)	(x)	(x)	(x)	(x)	(x)	1	338	348	7,822
Household appliance stores	670	83,840	56	4,034	615	79,806	25,842	18,562	35,352	2,735	2,094	9,357	4,481	13	2,624	903	33,489
Radio stores	13	1,154	1	(x)	12	(x)	(x)	(x)	(x)	(x)	(x)	(x)	(x)	1	16	121	2,791
Automotive group	3,053	1,086,609	528	114,822	2,525	960,787	548,372	237,916	130,499	25,243	21,144	21,314	18,450	121	30,378	5,432	137,345
Motor vehicle (new and used) dealers	2,024	871,784	180	46,567	1,844	825,217	533,349	201,568	90,450	20,111	17,048	11,687	7,322	66	23,745	534	3,534
Motor vehicle (used) dealers	498	122,964	288	67,305	210	55,659	20,900	3,758	31,000	604	549	3,178	1,642	31	6,258	681	28,370
Tire, battery, accessory dealers	488	76,115	48	3,374	440	72,741	26,241	29,873	16,627	4,272	3,544	5,680	3,247	19	3,048	1,243	44,210
All other automotive dealers	43	9,746	12	1,976	31	7,770	2,930	2,717	2,123	248	203	769	239	5	677	184	5,444
Gasoline service stations	935	80,257	418	29,938	517	51,319	33,199	17,248	884	2,126	1,737	175	127	74	8,241	13,283	261,31
Lumber, building, hardware group	2,882	589,933	283	39,186	2,599	550,747	168,251	360,609	21,887	57,386	45,279	6,556	4,554	74	15,253	3,628	111,325
Lumber yards, building materials dealers	1,678	382,513	119	20,310	1,559	361,603	71,059	282,666	9,878	40,270	37,439	4,791	3,364	59	5,821	691	22,16
Plumbing, paint, electrical stores	200	27,671	25	2,383	175	25,288	7,841	16,145	1,252	2,171	1,495	144	77	8	1,243	436	23,764
Hardware stores	345	51,604	54	4,826	286	46,778	22,773	19,694	4,311	3,325	2,870	1,327	719	11	1,791	951	33,687
Farm equipment dealers	659	128,145	80	11,067	579	117,078	66,528	44,104	6,446	4,720	3,475	1,350	694	56	7,159	410	22,975
Drug and proprietary stores	880	126,809	349	46,212	531	80,597	63,473	16,370	254	2,519	2,264	122	67	24	3,820	2,401	41,...
Other retail stores	2,461	313,906	1,227	91,556	1,234	228,350	99,921	95,041	33,388	15,139	13,470	14,545	12,326	108	17,468	5,417	... 34
Fuel, fuel oil, ice dealers	181	23,676	42	2,964	143	20,712	7,331	12,320	1,061	1,736	1,261	170	138	11	1,753	341	4,...
Feed, farm, garden supply stores	519	101,859	152	21,448	367	80,411	41,084	38,866	761	3,738	3,874	143	101	34	5,678	1,...	...,584
Jewelry stores	231	52,962	24	1,233	207	51,729	17,698	14,664	19,367	5,444	5,000	3,662	6,...	2	447	214	11,...
Book, stationery stores	61	19,566	6	562	55	19,004	2,143	7,959	8,902	409	839	3,814	4,130	4	752	234	4,...
Sporting goods stores, bicycle stores	46	9,143	18	1,031	28	8,112	4,036	4,236	(v)	643	447	(v)	(v)	...	...	129	2,...
Florists	90	5,097	28	(x)	69	(x)	(x)	(x)	(x)	(x)	(x)	(x)	(x)	1	4	362	4,...
Music stores	79	11,624	9	236	70	11,388	3,944	1,743	5,629	475	328	2,479	1,531	3	784	88	3,...
Optical goods stores	31	2,770	7	(x)	24	(x)	(x)	(x)	(x)	(x)	(x)	(x)	(x)	1	21	47	1,...
Camera, photographic supply stores	27	4,544	7	391	20	4,153	1,876	2,119	158	325	263	41	39	1	222	74	1,...
All other retail stores	1,174	96,609	933	62,452	240	30,157	19,348	9,416	1,397	1,187	996	281	361	43	5,786	2,401	2,...

See footnotes at end of table.

Table 11G.—ANALYSIS OF CASH AND CREDIT SALES AND BALANCES DUE FOR LARGE STORES AND MULTIUNITS STATE, BY KIND OF BUSINESS 1948—Continued

UTAH

[See text for explanatory material]

Kind of business	Large stores and multiunits: Stores analyzing sales: Total: Stores (Number)	Total: Sales, entire year (Thousand dollars)	Stores with cash sales only: Number	Stores with cash sales only: Sales, entire year (Thousand dollars)	Stores with credit sales: Total: Stores (Number)	Stores with credit sales: Total: Sales, entire year (Thousand dollars)	Cash sales (Thousand dollars)	Charge account sales (Thousand dollars)	Installment sales (Thousand dollars)	Balances due from customers: On charge account sales: End of year (Thousand dollars)	On charge account sales: Beginning of year (Thousand dollars)	On installment sales: End of year (Thousand dollars)	On installment sales: Beginning of year (Thousand dollars)	Stores not analyzing sales: Number	Stores not analyzing sales: Sales, entire year (Thousand dollars)	Small single unit stores: Number	Small single unit stores: Sales, entire year (Thousand dollars)
State, total	[illegible]	[illegible]	[illegible]	[illegible]	1,173	[illegible]	[illegible]	[illegible]	[illegible]	16,105	[illegible]	7,845	6,130	1	[illegible]	[illegible]	[illegible]
Food group	[illegible]	[illegible]	241	[illegible]	[illegible]	[illegible]	24,078	[illegible]	[illegible]	[illegible]	[illegible]	34	[illegible]	8	[illegible]	[illegible]	[illegible]
Grocery stores, without fresh meat	[illegible]	[illegible]	[illegible]	878	7	676	344	332	...	31	31	...	...	...	...	[illegible]	[illegible]
Grocery stores, with fresh meat	[illegible]	[illegible]	[illegible]	[illegible]	[illegible]	38,118	[illegible]	5,837	78	708	617	14	8	8	[illegible]	447	[illegible]
Candy, nut, confectionery stores	[illegible]	[illegible]	8	(x)	2	(x)	(x)	(x)	(x)	(x)	(x)	(x)	(x)	...	...	[illegible]	[illegible]
Dairy products stores, milk dealers	[illegible]	[illegible]	7	527	8	1,897	399	1,498	...	142	109	...	...	...	...	[illegible]	[illegible]
All other food stores	[illegible]	[illegible]	22	(x)	3	(x)	(x)	(x)	(x)	(x)	(x)	(x)	(x)	...	...	[illegible]	[illegible]
Eating and drinking places	215	[illegible]	207	[illegible]	8	1,076	925	151	...	18	16	...	...	[illegible]	[illegible]	[illegible]	[illegible]
General stores	33	[illegible]	5	414	28	7,785	3,588	3,872	325	534	457	154	117	1	[illegible]	[illegible]	[illegible]
General merchandise group	[illegible]	[illegible]	88	[illegible]	35	47,791	[illegible]	13,450	6,765	2,705	2,361	1,436	1,297	[illegible]	[illegible]	[illegible]	[illegible]
Department stores	13	[illegible]	4	(x)	9	(x)	(x)	(x)	(x)	(x)	(x)	(x)	(x)	...	...	...	...
Dry goods, general merchandise stores	68	[illegible]	44	11,156	24	7,071	4,190	2,161	720	334	278	166	143	...	...	[illegible]	[illegible]
Variety stores	42	[illegible]	40	(x)	2	(x)	(x)	(x)	(x)	(x)	(x)	(x)	(x)	1	[illegible]	[illegible]	[illegible]
Apparel group	150	[illegible]	76	[illegible]	74	[illegible]	10,201	6,552	1,307	1,611	1,478	255	237	...	...	[illegible]	[illegible]
Men's, boys' clothing, furnishings stores	34	6,471	18	2,076	16	4,395	2,891	1,479	(v)	323	262	(v)	(v)	...	...	48	[illegible]
Family clothing stores	[illegible]	[illegible]	6	613	14	3,219	1,538	1,154	527	339	289	185	162	...	...	17	[illegible]
Women's ready-to-wear stores	49	11,402	21	704	28	7,698	2,973	2,977	(v)	690	613	(v)	(v)	...	...	75	[illegible]
Other apparel accessory, specialty stores	11	419	10	(x)	1	(x)	(x)	(x)	(x)	(x)	(x)	(x)	(x)	...	...	13	[illegible]
Shoe stores	28	3,907	17	2,526	11	1,381	1,048	283	...	44	26	...	...	...	...	24	[illegible]
Custom tailors	1	(x)	...	...	1	(x)	(x)	(x)	(x)	(x)	(x)	(x)	(x)	...	...	4	[illegible]
Furriers, fur shops	3	(x)	...	...	3	(x)	(x)	(x)	(x)	(x)	(x)	(x)	(x)	...	...	3	(x)
All other apparel stores	4	(x)	4	(x)	...	...	...	...	...	...	...	...	...	...	...	27	(x)
Furniture, furnishings, appliance group	147	28,046	9	968	138	27,078	6,763	8,499	11,816	1,382	1,706	2,959	2,321	2	222	200	[illegible]
Furniture stores	71	17,352	...	...	71	17,352	3,869	5,366	8,117	1,183	1,054	2,449	1,926	1	109	57	[illegible]
Floor covering, drapery stores	5	1,883	1	(x)	4	(x)	(x)	(x)	(x)	(x)	(x)	(x)	(x)	...	...	13	[illegible]
Other home furnishing stores	9	1,444	2	(x)	7	(x)	(x)	(x)	(x)	(x)	(x)	(x)	(x)	...	...	15	[illegible]
Household appliance stores	54	5,689	6	341	48	5,348	1,905	1,057	2,386	340	281	320	290	1	113	91	[illegible]
Radio stores	8	1,678	...	...	8	1,678	344	999	(v)	206	208	(v)	(v)	...	...	[illegible]	41
Automotive group	272	85,063	21	4,859	251	82,204	48,128	19,310	14,766	2,300	2,134	1,346	775	6	1,448	148	[illegible]
Motor vehicle (new and used) dealers	196	74,395	5	353	191	74,042	44,536	17,059	12,447	1,947	1,864	1,064	598	5	1,340	36	[illegible]
Motor vehicle (used) dealers	42	5,463	14	(x)	28	(x)	(x)	(x)	(x)	(x)	(x)	(x)	(x)	1	108	47	[illegible]
Tire, battery, accessory dealers	30	3,758	1	(x)	29	(x)	(x)	(x)	(x)	(x)	(x)	(x)	(x)	...	...	53	[illegible]
All other automotive dealers	4	947	1	(x)	3	(x)	(x)	(x)	(x)	(x)	(x)	(x)	(x)	...	...	12	5
Gasoline service stations	151	13,742	42	2,019	109	11,723	7,676	4,353	...	432	423	...	...	3	420	416	[illegible]
Lumber, building, hardware group	213	41,371	10	1,155	203	40,216	13,152	23,240	3,824	3,603	3,134	272	271	2	253	268	[illegible]
Lumber yards, building materials dealers	102	21,932	3	(x)	99	(x)	(x)	(x)	(x)	(x)	(x)	(x)	(x)	2	253	72	3,487
Plumbing, paint, electrical stores	30	4,973	4	(x)	26	(x)	(x)	(x)	(x)	(x)	(x)	(x)	(x)	...	...	98	[illegible]
Hardware stores	28	[illegible]	2	(x)	26	(x)	(x)	(x)	(x)	(x)	(x)	(x)	(x)	...	...	52	1,855
Farm equipment dealers	53	8,105	1	(x)	52	(x)	(x)	(x)	(x)	(x)	(x)	(x)	(x)	...	...	46	2,384
Drug and proprietary stores	76	12,330	45	8,230	31	4,100	3,494	606	...	99	94	...	...	1	42	130	5,744
Other retail stores	[illegible]	38,405	121	[illegible]	144	23,837	8,845	11,335	3,657	1,892	1,668	1,384	1,085	25	7,293	516	11,665
Fuel, fuel oil, ice dealers	38	[illegible]	1	(x)	37	(x)	(x)	(x)	(x)	(x)	(x)	(x)	(x)	...	...	64	[illegible]
Feed, farm, garden supply stores	33	[illegible]	5	[illegible]	28	6,409	2,540	3,744	125	343	307	46	28	23	7,233	37	1,795
Jewelry stores	20	2,845	2	(x)	18	(x)	(x)	(x)	(x)	(x)	(x)	(x)	(x)	1	14	80	1,937
Book, stationery stores	13	2,767	6	1,003	7	1,764	571	882	311	136	109	93	44	...	...	13	317
Sporting goods stores, bicycle stores	12	1,467	3	(x)	9	(x)	(x)	(x)	(x)	(x)	(x)	(x)	(x)	...	...	45	1,002
Florists	9	[illegible]	3	(x)	6	(x)	(x)	(x)	(x)	(x)	(x)	(x)	(x)	...	...	63	1,460
Music stores	13	2,402	...	...	13	2,402	831	589	982	171	115	333	269	...	...	20	469
Optical goods stores	11	1,014	3	(x)	8	(x)	(x)	(x)	(x)	(x)	(x)	(x)	(x)	...	...	3	27
Camera, photographic supply stores	7	464	3	(x)	4	(x)	(x)	(x)	(x)	(x)	(x)	(x)	(x)	...	...	11	255
All other retail stores	109	13,752	95	12,669	14	1,083	376	418	289	45	38	59	57	1	46	180	2,650

See footnotes at end of table.

Table 11G.—ANALYSIS OF CASH AND CREDIT SALES AND BALANCES DUE FOR LARGE STORES AND MULTIUNITS—STATE, BY KIND OF BUSINESS: 1948—Continued

VERMONT

[See text for explanatory material]

Kind of business	Large stores and multiunits															Small single-unit stores	
	Stores analyzing sales													Stores not analyzing sales			
	Total		Stores with cash sales only		Stores with credit sales												
					Total					Balances due from customers							
										On charge account sales		On installment sales					
	Stores (Number)	Sales, entire year (Thousand dollars)	Number	Sales, entire year (Thousand dollars)	Stores (Number)	Sales, entire year (Thousand dollars)	Cash sales (Thousand dollars)	Charge account sales (Thousand dollars)	Installment sales (Thousand dollars)	End of year (Thousand dollars)	Beginning of year (Thousand dollars)	End of year (Thousand dollars)	Beginning of year (Thousand dollars)	Number	Sales, entire year (Thousand dollars)	Number	Sales, entire year (Thousand dollars)
State, total	1,124	215,621	395	64,341	729	151,280	67,262	65,641	18,377	10,050	9,067	3,691	2,878	20	2,706	3,931	119,477
Food group	265	50,299	150	32,416	115	17,883	10,407	7,468	(v)	834	619	(v)	(v)	4	456	1,095	38,875
Grocery stores, without fresh meat	77	9,620	67	8,440	10	1,180	680	492	(v)	56	55	(v)	(v)	...	...	285	5,685
Grocery stores, with fresh meat	154	35,533	72	23,100	82	12,433	8,162	4,271	...	566	379	...	...	4	456	660	29,132
Candy, nut, confectionery stores	7	144	7	144	...	...	...	...	...	...	...	...	...	...	...	23	231
Dairy products stores, milk dealers	21	4,256	2	(x)	19	(x)	(x)	(x)	(x)	(x)	(x)	(x)	(x)	...	...	28	1,371
All other food stores	6	746	2	(x)	4	(x)	(x)	(x)	(x)	(x)	(x)	(x)	(x)	...	...	99	2,456
Eating and drinking places	37	3,228	35	(x)	2	(x)	(x)	(x)	(x)	(x)	(x)	(x)	(x)	3	246	526	12,680
General stores	8	1,022	...	...	8	1,022	798	224	...	26	21	...	...	...	...	123	4,859
General merchandise group	83	21,386	56	9,802	27	11,584	7,662	2,027	1,895	432	422	638	534	...	...	68	2,547
Department stores	10	8,282	1	(x)	9	(x)	(x)	(x)	(x)	(x)	(x)	(x)	(x)	...	...	...	...
Dry goods, general merchandise stores	39	6,032	21	(x)	18	(x)	(x)	(x)	(x)	(x)	(x)	(x)	(x)	...	...	31	1,153
Variety stores	34	7,072	34	7,072	...	...	...	...	...	...	...	...	...	...	...	37	1,394
Apparel group	78	9,489	41	2,938	37	6,551	4,247	2,144	160	528	545	44	41	1	113	241	8,099
Men's, boys' clothing, furnishings stores	16	2,364	6	573	10	1,791	1,173	618	...	193	197	...	...	...	...	47	2,125
Family clothing stores	10	1,626	2	(x)	8	(x)	(x)	(x)	(x)	(x)	(x)	(x)	(x)	...	...	38	1,492
Women's ready-to-wear stores	23	3,692	8	540	15	3,102	1,981	1,096	(v)	219	238	(v)	(v)	1	113	71	2,112
Other apparel accessory, specialty stores	9	(x)	9	(x)	...	...	...	...	...	...	...	...	...	...	...	17	(x)
Shoe stores	18	1,520	16	(x)	2	(x)	(x)	(x)	(x)	(x)	(x)	(x)	(x)	...	...	32	1,246
Custom tailors	...	...	...	...	...	...	...	...	...	...	...	...	...	...	...	8	71
Furriers, fur shops	2	(x)	...	...	2	(x)	(x)	(x)	(x)	(x)	(x)	(x)	(x)	...	...	3	(x)
All other apparel stores	...	...	...	...	...	...	...	...	...	...	...	...	...	...	...	25	694
Furniture, furnishings, appliance group	71	8,893	3	298	68	8,595	2,619	2,802	3,174	868	821	1,115	870	...	...	137	5,332
Furniture stores	30	4,481	1	(x)	29	(x)	(x)	(x)	(x)	(x)	(x)	(x)	(x)	...	...	44	1,909
Floor covering, drapery stores	2	(x)	1	(x)	1	(x)	(x)	(x)	(x)	(x)	(x)	(x)	(x)	...	...	12	(x)
Other home furnishing stores	1	(x)	...	...	1	(x)	(x)	(x)	(x)	(x)	(x)	(x)	(x)	...	...	83	(x)
Household appliance stores	38	3,878	1	(x)	37	(x)	(x)	(x)	(x)	(x)	(x)	(x)	(x)	...	...	65	2,362
Radio stores	...	...	...	...	...	...	...	...	...	...	...	...	...	...	...	13	333
Automotive group	174	49,243	11	828	163	48,415	23,538	13,721	11,156	1,691	1,498	1,345	979	5	1,111	116	4,327
Motor vehicle (new and used) dealers	151	45,686	1	(x)	150	(x)	(x)	(x)	(x)	(x)	(x)	(x)	(x)	2	480	34	2,010
Motor vehicle (used) dealers	10	2,501	2	(x)	8	(x)	(x)	(x)	(x)	(x)	(x)	(x)	(x)	1	184	32	992
Tire, battery, accessory dealers	11	(x)	8	(x)	3	(x)	(x)	(x)	(x)	(x)	(x)	(x)	(x)	2	447	32	(x)
All other automotive dealers	2	(x)	...	...	2	(x)	(x)	(x)	(x)	(x)	(x)	(x)	(x)	...	...	14	(x)
Gasoline service stations	24	1,635	6	319	18	1,316	910	404	(v)	50	48	(v)	(v)	2	155	637	15,848
Lumber, building, hardware group	99	17,393	16	672	83	16,721	5,045	10,251	1,425	1,732	1,470	306	249	2	217	219	8,136
Lumber yards, building materials dealers	32	7,852	...	...	32	7,852	1,400	6,425	(v)	869	801	(v)	(v)	...	...	17	724
Plumbing, paint, electrical stores	16	(x)	2	(x)	14	(x)	(x)	(x)	(x)	(x)	(x)	(x)	(x)	1	110	88	(x)
Hardware stores	18	3,041	1	(x)	17	(x)	(x)	(x)	(x)	(x)	(x)	(x)	(x)	1	107	77	3,189
Farm equipment dealers	33	(x)	13	(x)	20	(x)	(x)	(x)	(x)	(x)	(x)	(x)	(x)	...	...	37	(x)
Drug and proprietary stores	14	1,725	9	(x)	5	(x)	(x)	(x)	(x)	(x)	(x)	(x)	(x)	...	...	126	5,466
Other retail stores	271	51,308	68	12,788	203	38,520	11,487	26,476	557	3,876	3,611	242	204	3	408	567	13,444
Fuel, fuel oil, ice dealers	44	7,822	...	...	44	7,822	2,714	5,047	(v)	903	741	(v)	(v)	...	...	138	4,162
Feed, farm, garden supply stores	144	30,649	12	3,422	134	27,227	6,924	20,167	136	2,560	2,556	11	9	1	166	34	1,71
Jewelry stores	8	798	3	(x)	5	(x)	(x)	(x)	(x)	(x)	(x)	(x)	(x)	...	...	51	1,257
Book, stationery stores	7	930	3	(x)	4	(x)	(x)	(x)	(x)	(x)	(x)	(x)	(x)	...	...	15	358
Sporting goods stores, bicycle stores	9	539	4	27	5	512	319	193	...	34	18	...	...	...	...	21	335
Florists	2	(x)	1	(x)	1	(x)	(x)	(x)	(x)	(x)	(x)	(x)	(x)	...	...	21	(x)
Music stores	2	(x)	1	(x)	1	(x)	(x)	(x)	(x)	(x)	(x)	(x)	(x)	...	...	19	(x)
Optical goods stores	...	...	...	...	...	...	...	...	...	...	...	...	...	...	...	2	(x)
Camera, photographic supply stores	...	...	...	...	...	...	...	...	...	...	...	...	...	...	...	5	16
All other retail stores	53	10,418	44	9,184	9	1,234	523	442	269	206	177	218	181	2	242	196	4,378

See footnotes at end of table.

Table 11G.—ANALYSIS OF CASH AND CREDIT SALES AND BALANCES DUE FOR LARGE STORES AND MULTIUNITS STATE, BY KIND OF BUSINESS: 1948—Continued

VIRGINIA

[See text for explanatory material]

Kind of business	Large stores and multiunits													Small single unit stores	
	Stores analyzing sales											Stores not analyzing sales			
	Total		Stores with cash sales only		Stores with credit sales										
					Total					Balances due from customers					
										On charge account sales		On installment sales			
	Stores	Sales, entire year	Number	Sales, entire year	Stores	Sales, entire year	Cash sales	Charge account sales	Installment sales	End of year	Beginning of year	End of year	Beginning of year	Number	Sales, entire year
	(Number)	(Thousand dollars)		(Thousand dollars)	(Number)	(Thousand dollars)	(Thousand dollars)	(Thousand dollars)	(Thousand dollars)	(Thousand dollars)	(Thousand dollars)	(Thousand dollars)	(Thousand dollars)		(Thousand dollars)
State, total	[illegible]	[illegible]	[illegible]	571,566	3,990	1,010,957	532,762	369,905	108,290	65,522	56,189	24,622	23,285	49	14,723
Food group	2,[illegible]	316,708	927	219,115	489	97,593	58,461	38,848	284	3,762	3,110	61	44	7	1,165
Grocery stores, without fresh meat	153	13,526	133	10,678	20	2,848	1,655	1,193	...	120	97	...	...	...	4,901
Grocery stores, with fresh meat	2,[illegible]	[illegible]	601	195,702	403	69,986	48,[illegible]	21,232	(v)	2,112	1,812	(v)	(v)	5	[illegible]
Candy, nut, confectionery stores	73	3,192	72	(x)	1	(x)	(x)	(x)	(x)	(x)	(x)	(x)	(x)	...	553
Dairy products stores, milk dealers	88	21,760	67	3,846	21	18,714	4,143	14,571	...	1,294	981	...	...	...	[illegible]
All other food stores	93	15,742	64	(x)	29	(x)	(x)	(x)	(x)	(x)	(x)	(x)	(x)	[illegible]	[illegible]
Eating and drinking places	450	35,265	434	32,750	16	2,515	2,044	471	...	78	74	...	...	13	1,328
General stores	142	24,567	27	3,287	115	21,280	9,427	9,710	2,143	939	892	536	418	...	...
General merchandise group	490	234,624	326	95,386	164	139,238	75,070	51,143	13,025	13,700	12,489	4,452	2,986	8	1,020
Department stores	99	139,195	36	24,802	41	114,393	58,616	44,652	11,125	12,415	11,395	3,859	2,512	...	...
Dry goods, general merchandise stores	207	47,171	98	22,808	119	24,363	16,075	6,388	1,900	1,225	1,059	593	474	3	809
Variety stores	[illegible]	48,258	202	47,776	4	482	379	(v)	...	(v)	(v)	...	...	5	211
Apparel group	736	117,866	386	44,307	350	73,559	39,653	30,061	3,845	8,720	7,130	1,316	1,086	10	364
Men's, boys' clothing, furnishings stores	176	24,898	96	11,491	80	13,407	7,339	6,063	(v)	1,613	1,366	(v)	(v)	2	323
Family clothing stores	155	28,007	63	6,936	92	21,071	10,370	8,009	2,692	2,527	2,007	1,157	929	2	52
Women's ready-to-wear stores	263	41,982	75	12,386	128	29,596	15,207	13,404	985	4,012	3,232	119	92	1	251
Other apparel accessory, specialty stores	30	1,256	27	(x)	3	(x)	(x)	(x)	(x)	(x)	(x)	(x)	(x)	3	100
Shoe stores	126	18,546	98	10,734	28	7,812	5,748	2,064	...	439	388	...	...	1	118
Custom tailors	6	(x)	2	(x)	...	...	...	...	...	...	...	...	...	...	...
Furriers, fur shops	7	(x)	1	(x)	6	(x)	(x)	(x)	(x)	(x)	(x)	(x)	(x)	...	...
All other apparel stores	37	2,242	24	1,375	13	867	701	150	(v)	32	25	(v)	(v)	1	120
Furniture, furnishings, appliance group	508	89,489	33	3,055	475	86,434	23,437	23,483	39,514	6,752	6,002	16,912	14,353	5	625
Furniture stores	281	58,185	12	917	269	57,268	12,823	15,030	29,415	5,427	4,825	13,990	10,187	2	221
Floor covering, drapery stores	17	2,384	2	(x)	15	(x)	(x)	(x)	(x)	(x)	(x)	(x)	(x)	...	...
Other home furnishing stores	23	4,501	4	(x)	19	(x)	(x)	(x)	(x)	(x)	(x)	(x)	(x)	...	...
Household appliance stores	178	22,637	14	1,274	164	21,363	8,756	6,368	6,239	898	828	1,290	2,979	3	404
Radio stores	9	1,782	1	(x)	8	(x)	(x)	(x)	(x)	(x)	(x)	(x)	(x)	...	...
Automotive group	1,[illegible]	335,455	107	28,904	899	306,551	205,183	65,422	35,946	7,898	6,487	3,233	2,061	8	1,954
Motor vehicle (new and used) dealers	719	282,500	29	10,854	690	271,646	187,404	56,895	27,347	6,617	5,441	1,680	1,238	5	975
Motor vehicle (used) dealers	129	32,425	63	16,345	66	16,080	10,774	1,070	4,236	159	116	320	213	1	[illegible]
Tire, battery, accessory dealers	132	15,477	4	470	128	15,477	5,752	6,729	2,996	1,016	843	888	516	...	...
All other automotive dealers	76	4,583	11	1,235	15	3,348	1,253	728	1,367	106	87	345	94	2	535
Gasoline service stations	364	28,540	141	9,336	223	19,204	12,820	6,310	(v)	818	718	(v)	(v)	15	1,695
Lumber, building, hardware group	537	136,392	38	3,045	499	133,347	47,092	78,816	7,439	12,443	10,200	614	393	5	758
Lumber yards, building materials dealers	195	61,708	5	459	190	61,249	14,227	46,458	564	7,138	5,937	199	128	2	360
Plumbing, paint, electrical stores	28	3,771	2	(x)	26	(x)	(x)	(x)	(x)	(x)	(x)	(x)	(x)	1	137
Hardware stores	197	41,930	25	1,836	172	40,094	20,844	13,888	(v)	2,887	2,475	(v)	(v)	...	...
Farm equipment dealers	117	28,983	6	(x)	111	(x)	(x)	(x)	(x)	(x)	(x)	(x)	(x)	2	261
Drug and proprietary stores	302	51,219	176	33,370	126	17,849	14,860	2,988	(v)	499	380	(v)	(v)	3	311
Other retail stores	791	212,398	241	99,011	550	113,387	44,715	62,653	6,019	9,913	8,707	2,477	1,920	19	5,018
Fuel, fuel oil, ice dealers	143	30,931	5	331	138	30,600	10,881	19,165	554	2,860	2,562	95	80	9	2,190
Feed, farm, garden supply stores	224	58,084	20	2,955	204	55,129	23,123	31,842	(v)	4,237	3,758	(v)	(v)	5	1,754
Jewelry stores	96	14,363	8	337	88	14,026	5,466	4,568	3,992	1,650	1,404	1,836	1,325	...	...
Book, stationery stores	22	3,404	4	(x)	18	(x)	(x)	(x)	(x)	(x)	(x)	(x)	(x)	1	12
Sporting goods stores, bicycle stores	15	1,847	4	(x)	11	(x)	(x)	(x)	(x)	(x)	(x)	(x)	(x)	...	...
Florists	34	2,320	9	120	25	2,200	844	1,356	...	254	214	...	...	...	...
Music stores	20	2,648	8	191	12	2,457	775	777	905	216	146	232	261	1	261
Optical goods stores	15	1,262	1	(x)	14	(x)	(x)	(x)	(x)	(x)	(x)	(x)	(x)	...	...
Camera, photographic supply stores	10	1,085	3	(x)	7	(x)	(x)	(x)	(x)	(x)	(x)	(x)	(x)	...	...
All other retail stores	212	96,454	179	93,826	33	2,628	879	1,556	193	222	192	75	75	3	801

See footnotes at end of table.

Table 11G.—ANALYSIS OF CASH AND CREDIT SALES AND BALANCES DUE FOR LARGE STORES AND MULTIUNITS—STATE, BY KIND OF BUSINESS: 1948—Continued

WASHINGTON

[See text for explanatory material]

Kind of business	Large stores and multiunits													Small single-unit stores	
	Stores analyzing sales												Stores not analyzing sales			
	Total		Stores with cash sales only		Stores with credit sales											
					Total					Balances due from customers						
										On charge account sales		On installment sales				
	Stores	Sales, entire year	Number	Sales, entire year	Stores	Sales, entire year	Cash sales	Charge account sales	Installment sales	End of year	Beginning of year	End of year	Beginning of year	Number	Sales, entire year	Number	Sales, entire year
	(Number)	(Thousand dollars)		(Thousand dollars)	(Number)	(Thousand dollars)	(Thousand dollars)	(Thousand dollars)	(Thousand dollars)	(Thousand dollars)	(Thousand dollars)	(Thousand dollars)	(Thousand dollars)		(Thousand dollars)		(Thousand dollars)
State, total	6,631	1,623,445	2,708	407,744	3,923	1,215,701	631,731	438,669	145,301	63,450	56,021	30,339	22,325	168	27,244	18,932	570,617
Food group	1,565	352,953	795	147,848	770	205,105	160,511	44,554	(v)	4,443	3,739	(v)	(v)	38	4,957	4,616	157,568
Grocery stores, without fresh meat	232	32,670	144	20,746	88	11,924	7,272	4,652	...	547	460	...	...	13	1,638	2,019	57,478
Grocery stores, with fresh meat	1,041	280,555	462	112,572	579	167,983	142,541	25,402	(v)	2,666	2,155	(v)	(v)	18	2,389	1,617	68,855
Candy, nut, confectionery stores	45	1,603	41	1,414	4	189	165	24	...	...	3	...	...	1	118	134	2,086
Dairy products stores, milk dealers	56	16,497	13	735	43	15,762	4,350	11,412	...	1,000	896	...	(v)	...	...	82	2,703
All other food stores	191	21,628	135	12,381	56	9,247	6,183	3,064	...	230	225	...	...	6	812	764	26,446
Eating and drinking places	652	55,838	639	52,944	13	2,894	2,338	556	...	83	87	...	...	20	1,926	4,672	119,736
General stores	46	10,082	3	323	43	9,759	4,029	5,573	157	799	680	82	74	1	117	66	2,800
General merchandise group	379	287,179	268	73,437	111	213,742	122,571	58,158	33,013	13,539	12,964	6,322	4,917	1	29	442	12,425
Department stores	58	214,278	4	(x)	52	(x)	(x)	(x)	(x)	(x)	(x)	(x)	(x)	...	...	...	...
Dry goods, general merchandise stores	171	45,193	118	31,806	53	13,387	7,757	5,207	423	933	864	121	97	...	...	164	5,513
Variety stores	152	27,708	146	(x)	6	(x)	(x)	(x)	(x)	(x)	(x)	(x)	(x)	1	29	278	6,912
Apparel group	544	88,489	286	26,543	258	61,946	34,610	25,579	1,757	5,051	4,356	439	477	9	1,263	944	28,698
Men's, boys' clothing, furnishings stores	137	24,349	55	5,824	82	18,525	12,229	5,783	513	1,175	923	154	178	1	125	207	8,359
Family clothing stores	46	8,343	20	1,141	26	7,202	3,982	2,931	289	556	510	71	55	...	...	60	2,278
Women's ready-to-wear stores	158	33,598	68	7,575	90	26,023	11,746	13,876	421	2,828	2,491	63	62	5	761	280	8,570
Other apparel accessory, specialty stores	54	3,464	44	2,361	10	1,103	837	266	...	26	24	...	...	...	...	48	569
Shoe stores	121	15,966	92	9,371	29	6,595	4,980	1,615	...	221	192	...	...	3	377	118	4,532
Custom tailors	6	628	2	(x)	4	(x)	(x)	(x)	(x)	(x)	(x)	(x)	(x)	...	...	99	1,426
Furriers, fur shops	13	1,610	...	...	13	1,610	413	663	534	186	162	151	182	...	...	26	937
All other apparel stores	9	531	5	(x)	4	(x)	(x)	(x)	(x)	(x)	(x)	(x)	(x)	...	...	106	2,027
Furniture, furnishings, appliance group	419	79,325	29	3,509	390	75,816	22,962	23,308	29,546	4,665	4,027	7,941	5,845	3	409	757	24,344
Furniture stores	190	47,096	9	1,098	181	45,998	12,296	13,443	20,259	3,066	2,714	6,300	4,853	2	233	217	7,874
Floor covering, drapery stores	24	5,011	2	(x)	22	(x)	(x)	(x)	(x)	(x)	(x)	(x)	(x)	...	...	75	2,603
Other home furnishing stores	18	3,342	6	(x)	12	(x)	(x)	(x)	(x)	(x)	(x)	(x)	(x)	...	...	95	1,468
Household appliance stores	179	22,553	12	942	167	21,611	8,104	6,241	7,266	1,108	929	1,192	716	1	176	291	10,855
Radio stores	8	1,323	...	...	8	1,323	408	142	773	35	28	243	122	...	...	79	1,544
Automotive group	812	325,587	61	8,469	751	317,118	166,586	91,179	59,353	8,820	7,435	7,702	4,714	28	8,441	550	23,026
Motor vehicle (new and used) dealers	563	284,972	19	3,864	544	281,108	152,198	79,534	49,376	7,560	6,140	6,365	3,791	15	6,543	112	6,612
Motor vehicle (used) dealers	117	20,425	25	3,382	92	17,043	7,859	2,106	7,078	145	227	507	416	9	1,354	187	8,060
Tire, battery, accessory dealers	96	12,779	8	407	88	12,372	4,481	6,528	1,363	943	880	485	245	4	544	169	5,615
All other automotive dealers	36	7,411	9	816	27	6,595	2,048	3,011	1,536	172	188	345	262	...	...	82	2,739
Gasoline service stations	334	30,881	76	5,942	258	24,939	13,623	10,762	554	1,274	1,072	102	74	21	2,719	3,195	89,059
Lumber, building, hardware group	681	142,629	38	4,361	643	138,268	45,008	85,668	7,592	10,574	9,658	1,385	942	15	2,560	871	34,472
Lumber yards, building materials dealers	324	63,896	14	1,893	310	62,003	15,609	45,545	849	6,022	5,648	161	145	5	1,016	188	8,359
Plumbing, paint, electrical stores	71	9,979	5	268	66	9,711	2,285	6,990	436	850	830	43	45	3	336	232	7,597
Hardware stores	150	27,699	15	1,149	135	26,550	12,822	10,784	2,944	1,716	1,493	513	332	2	233	398	16,103
Farm equipment dealers	131	41,055	4	1,051	127	40,004	14,292	22,349	3,363	1,986	1,687	668	420	5	975	53	2,413
Drug and proprietary stores	245	39,907	160	27,121	85	12,786	10,161	2,613	(v)	424	359	(v)	(v)	4	590	598	26,183
Other retail stores	954	210,575	353	57,247	601	153,328	49,332	90,719	13,277	13,778	11,644	6,352	5,276	28	4,233	2,221	52,306
Fuel, fuel oil, ice dealers	190	49,425	11	903	179	48,522	11,830	35,278	1,414	5,992	4,511	182	144	7	955	222	7,590
Feed, farm, garden supply stores	189	62,417	9	1,069	180	61,348	19,667	41,482	199	4,806	4,415	31	28	10	2,408	149	6,701
Jewelry stores	78	17,763	9	222	69	17,541	6,283	3,617	7,641	1,222	1,073	4,018	3,654	...	...	280	7,253
Book, stationery stores	37	9,305	5	420	32	8,885	3,207	4,130	1,548	716	738	1,228	886	1	103	84	2,311
Sporting goods stores, bicycle stores	32	4,924	10	477	22	4,447	2,619	1,587	241	178	161	46	44	3	151	222	4,768
Florists	26	2,014	7	97	19	1,917	684	1,233	...	220	226	...	...	...	...	210	4,206
Music stores	26	3,945	5	176	21	3,769	1,160	914	1,695	210	157	744	447	...	...	93	2,647
Optical goods stores	7	820	1	(x)	6	(x)	(x)	(x)	(x)	(x)	(x)	(x)	(x)	...	...	13	436
Camera, photographic supply stores	15	1,549	2	(x)	13	(x)	(x)	(x)	(x)	(x)	(x)	(x)	(x)	2	195	26	931
All other retail stores	354	58,413	294	53,873	60	4,540	2,156	1,903	481	321	278	89	80	5	421	922	15,464

See footnotes at end of table.

Table 11G.—ANALYSIS OF CASH AND CREDIT SALES AND BALANCES DUE FOR LARGE STORES AND MULTIUNITS STATE, BY KIND OF BUSINESS 1948—Continued

WEST VIRGINIA

[See text for explanatory material]

Kind of business	Large stores and multiunits: Stores analyzing sales: Total: Stores (Number)	Total: Sales, entire year (Thousand dollars)	Stores with cash sales only: Number	Stores with cash sales only: Sales, entire year (Thousand dollars)	Stores with credit sales: Total: Stores (Number)	Stores with credit sales: Total: Sales, entire year (Thousand dollars)	Cash sales (Thousand dollars)	Charge account sales (Thousand dollars)	Installment sales (Thousand dollars)	Balances due from customers: On charge account sales: End of year (Thousand dollars)	On charge account sales: Beginning of year (Thousand dollars)	On installment sales: End of year (Thousand dollars)	On installment sales: Beginning of year (Thousand dollars)	Stores not analyzing sales: Number	Stores not analyzing sales: Sales, entire year (Thousand dollars)	Small single unit stores: Number	Small single unit stores: Sales, entire year (Thousand dollars)
State, total	[illegible]	[illegible]	1,775	207,961	2,448	579,424	26[illegible],328	212,994	101,602	34,546	24,453	29,734	22,594	121	[illegible]	[illegible]	[illegible]
Food group	854	[illegible]	[illegible]	110,279	368	66,587	39,177	25,864	1,546	2,609	2,210	494	389	25	[illegible]	[illegible]	[illegible]
Grocery stores, without fresh meat	89	[illegible]	56	8,611	33	4,662	3,327	1,276	(v)	171	141	(v)	(v)	[illegible]	713	[illegible]	[illegible]
Grocery stores, with fresh meat	634	[illegible]	321	95,571	313	52,079	31,504	19,402	1,173	1,961	1,667	415	330	14	[illegible]	[illegible]	[illegible]
Candy, nut, confectionery stores	[illegible]	[illegible]	49	(x)	2	(x)	(x)	(x)	(x)	(x)	(x)	(x)	(x)	1	[illegible]	[illegible]	[illegible]
Dairy products stores, milk dealers	[illegible]	7,694	28	1,437	10	6,257	[illegible]	[illegible]	...	378	321	...	...	[illegible]	[illegible]	42	[illegible]
All other food stores	42	[illegible]	32	(x)	10	(x)	(x)	(x)	(x)	(x)	(x)	(x)	(x)	1	108	[illegible]	[illegible]
Eating and drinking places	[illegible]	[illegible]	228	(x)	6	(x)	(x)	(x)	(x)	(x)	(x)	(x)	(x)	17	[illegible]	[illegible]	[illegible]
General stores	[illegible]	[illegible]	38	4,949	288	[illegible]	25,356	32,522	14,359	[illegible]	2,593	[illegible]	[illegible]	1	[illegible]	[illegible]	[illegible]
General merchandise group	308	132,112	184	54,391	124	77,721	35,629	26,511	15,581	5,490	4,938	[illegible]	4,095	26	[illegible]	[illegible]	[illegible]
Department stores	[illegible]	63,513	3	(x)	28	(x)	(x)	(x)	(x)	(x)	(x)	(x)	(x)	4	2,344	...	...
Dry goods, general merchandise stores	[illegible]	28,772	69	11,740	95	17,032	6,969	7,052	3,011	1,097	882	1,033	660	20	[illegible]	[illegible]	[illegible]
Variety stores	113	[illegible]	112	(x)	1	(x)	(x)	(x)	(x)	(x)	(x)	(x)	(x)	2	[illegible]	[illegible]	[illegible]
Apparel group	490	72,697	263	29,370	227	43,327	19,783	13,771	3,773	5,117	4,228	1,353	1,271	3	322	[illegible]	[illegible]
Men's, boys' clothing, furnishings stores	84	17,524	48	6,742	36	10,782	5,186	5,450	(v)	1,660	1,432	(v)	(v)	1	273	145	[illegible]
Family clothing stores	[illegible]	13,014	33	3,703	70	9,311	3,588	2,395	3,328	614	510	1,311	1,229	1	29	145	[illegible]
Women's ready-to-wear stores	148	26,959	67	8,969	81	17,990	7,353	10,345	292	2,498	1,966	41	40	...	...	152	[illegible]
Other apparel accessory, specialty stores	27	1,927	24	(x)	3	(x)	(x)	(x)	(x)	(x)	(x)	(x)	(x)	...	...	[illegible]	[illegible]
Shoe stores	101	10,688	82	(x)	19	(x)	(x)	(x)	(x)	(x)	(x)	(x)	(x)	1	20	68	[illegible]
Custom tailors	11	(x)	8	(x)	3	(x)	(x)	(x)	(x)	(x)	(x)	(x)	(x)	...	...	[illegible]	(x)
Furriers, fur shops	3	(x)	...	...	3	(x)	(x)	(x)	(x)	(x)	(x)	(x)	(x)	...	...	[illegible]	(x)
All other apparel stores	13	1,078	1	(x)	12	(x)	(x)	(x)	(x)	(x)	(x)	(x)	(x)	...	...	44	[illegible]
Furniture, furnishings, appliance group	365	56,539	25	1,790	340	54,749	12,518	14,816	27,415	4,571	3,855	12,151	9,681	6	988	[illegible]	[illegible]
Furniture stores	207	40,893	13	(x)	194	(x)	(x)	(x)	(x)	(x)	(x)	(x)	(x)	4	582	179	[illegible]
Floor covering, drapery stores	[illegible]	(x)	5	(x)	4	(x)	(x)	(x)	(x)	(x)	(x)	(x)	(x)	1	240	28	(x)
Other home furnishing stores	[illegible]	2,338	2	(x)	8	(x)	(x)	(x)	(x)	(x)	(x)	(x)	(x)	...	...	43	[illegible]
Household appliance stores	137	11,783	5	159	132	11,624	4,015	3,002	4,607	476	360	1,416	726	1	166	209	[illegible]
Radio stores	2	(x)	...	...	2	(x)	(x)	(x)	(x)	(x)	(x)	(x)	(x)	...	...	30	(x)
Automotive group	624	184,263	108	18,135	516	166,128	93,039	41,669	31,420	5,082	4,074	1,885	1,321	14	3,344	334	[illegible]
Motor vehicle (new and used) dealers	454	(x)	32	(x)	422	(x)	(x)	(x)	(x)	(x)	(x)	(x)	(x)	10	2,354	[illegible]	(x)
Motor vehicle (used) dealers	86	22,574	45	10,163	41	12,411	5,068	746	6,597	110	53	175	91	5	791	[illegible]	[illegible]
Tire, battery, accessory dealers	80	8,446	28	1,680	52	6,766	1,826	4,066	874	586	493	276	162	...	...	123	[illegible]
All other automotive dealers	4	(x)	3	(x)	1	(x)	(x)	(x)	(x)	(x)	(x)	(x)	(x)	1	199	23	(x)
Gasoline service stations	190	12,972	77	4,401	113	8,571	4,857	3,528	186	522	377	56	37	8	912	[illegible]	[illegible]
Lumber, building, hardware group	266	61,551	35	4,851	231	56,700	17,470	35,956	3,274	5,700	5,055	258	242	7	1,164	406	[illegible]
Lumber yards, building materials dealers	97	[illegible]	8	2,513	89	33,552	6,083	27,346	123	4,003	3,568	82	75	4	580	57	[illegible]
Plumbing, paint, electrical stores	52	4,510	11	384	41	4,126	1,195	2,860	(v)	401	337	(v)	(v)	...	...	129	[illegible]
Hardware stores	93	17,564	12	1,774	81	15,790	8,382	4,478	(v)	1,065	1,000	(v)	(v)	3	584	202	7,611
Farm equipment dealers	24	3,412	4	180	20	3,232	1,810	1,272	150	231	150	22	9	...	...	18	[illegible]
Drug and proprietary stores	136	18,287	98	(x)	38	(x)	(x)	(x)	(x)	(x)	(x)	(x)	(x)	2	227	338	14,628
Other retail stores	430	83,080	233	53,853	197	29,227	12,992	11,887	4,348	2,170	1,967	2,246	1,835	10	699	954	[illegible]
Fuel, fuel oil, ice dealers	10	1,033	4	(x)	6	(x)	(x)	(x)	(x)	(x)	(x)	(x)	(x)	...	...	30	653
Feed, farm, garden supply stores	101	16,584	29	3,691	72	12,893	6,966	5,927	...	947	870	...	...	1	73	117	4,664
Jewelry stores	55	7,439	8	(x)	47	(x)	(x)	(x)	(x)	(x)	(x)	(x)	(x)	2	101	181	4,981
Book, stationery stores	11	(x)	3	(x)	8	(x)	(x)	(x)	(x)	(x)	(x)	(x)	(x)	1	106	27	(x)
Sporting goods stores, bicycle stores	7	(x)	3	(x)	4	(x)	(x)	(x)	(x)	(x)	(x)	(x)	(x)	...	...	45	(x)
Florists	25	1,899	5	144	20	1,755	573	1,182	...	234	205	...	...	...	...	79	2,060
Music stores	18	2,169	6	170	12	1,999	915	428	656	163	135	335	202	...	...	35	1,104
Optical goods stores	8	(x)	1	(x)	7	(x)	(x)	(x)	(x)	(x)	(x)	(x)	(x)	1	40	21	(x)
Camera, photographic supply stores	1	(x)	...	...	1	(x)	(x)	(x)	(x)	(x)	(x)	(x)	(x)	1	108	11	(x)
All other retail stores	194	50,064	174	48,512	20	1,552	554	990	8	146	117	...	...	4	271	408	6,414

See footnotes at end of table.

Table 11G.—ANALYSIS OF CASH AND CREDIT SALES AND BALANCES DUE FOR LARGE STORES AND MULTIUNITS—STATE, BY KIND OF BUSINESS: 1948—Continued

WISCONSIN

[See text for explanatory material]

Kind of business	Large stores and multiunits													Small single-unit stores	
	Stores analyzing sales												Stores not analyzing sales		
	Total		Stores with cash sales only		Stores with credit sales										
					Total					Balances due from customers					
										On charge account sales		On installment sales			
	Stores (Number)	Sales, entire year (Thousand dollars)	Number	Sales, entire year (Thousand dollars)	Stores (Number)	Sales, entire year (Thousand dollars)	Cash sales (Thousand dollars)	Charge account sales (Thousand dollars)	Installment sales (Thousand dollars)	End of year (Thousand dollars)	Beginning of year (Thousand dollars)	End of year (Thousand dollars)	Beginning of year (Thousand dollars)	Number	Sales, entire year (Thousand dollars)
State, total	9,593	2,128,577	3,415	532,811	6,178	1,595,766	907,724	595,754	92,288	86,053	76,997	18,812	14,803	211	30,451
Food group	2,041	420,942	1,201	255,290	840	171,652	102,655	68,431	566	6,395	5,662	171	110	56	11,919
Grocery stores, without fresh meat	238	31,322	168	22,634	70	8,688	6,985	1,701	(v)	204	173	(v)	(v)	6	738
Grocery stores, with fresh meat	1,265	283,676	705	198,493	560	92,184	63,486	28,167	(v)	2,592	2,285	(v)	(v)	29	7,986
Candy, nut, confectionery stores	88	5,215	82	4,218	6	997	455	543	...	30	24	...	...	9	1,010
Dairy products stores, milk dealers	168	53,891	78	8,328	90	45,563	14,068	31,495	...	2,849	2,517	...	...	7	1,404
All other food stores	282	46,838	168	21,618	114	25,220	18,161	6,526	533	714	663	162	107	5	791
Eating and drinking places	654	43,539	620	43,038	34	501	557	944	...	83	107	...	...	14	1,166
General stores	134	31,746	21	3,430	113	28,360	21,326	6,899	(v)	851	777	(v)	(v)	2	758
General merchandise group	421	341,493	322	86,650	170	254,843	155,413	76,664	22,766	1,383	11,984	4,896	4,134	3	68
Department stores	80	238,703	4	(x)	76	(x)	(x)	(x)	(x)	(x)	(x)	(x)	(x)	...	...
Dry goods, general merchandise stores	191	57,055	100	37,532	91	21,523	15,810	5,010	703	1,031	916	174	139	1	68
Variety stores	221	45,765	218	(x)	3	(x)	(x)	(x)	(x)	(x)	(x)	(x)	(x)	...	...
Apparel group	862	143,322	414	42,155	448	101,167	59,270	38,062	3,835	10,400	9,465	1,280	1,122	7	482
Men's, boys' clothing, furnishings stores	194	34,427	75	11,013	119	23,414	17,446	5,842	121	1,488	1,276	31	31	2	157
Family clothing stores	82	15,668	29	3,708	53	11,960	6,607	3,207	2,146	706	603	744	624	2	281
Women's ready-to-wear stores	261	61,039	98	10,732	163	50,307	26,588	22,641	1,078	7,474	6,885	318	254	3	244
Other apparel accessory, specialty stores	94	3,709	83	3,066	11	643	457	186	...	15	17	...	...	...	...
Shoe stores	174	22,303	118	13,253	56	9,050	7,312	1,737	(v)	198	172	(v)	(v)	...	...
Custom tailors	4	671	...	...	4	671	555	(v)	(v)	(v)	(v)	(v)	(v)	...	...
Furriers, fur shops	37	4,409	...	...	37	4,409	1,619	2,327	463	510	527	163	164	...	...
All other apparel stores	16	601	11	383	5	218	186	(v)	...	(v)	(v)	...	...	...	...
Furniture, furnishings, appliance group	601	93,948	48	4,438	553	89,510	31,909	32,974	24,627	5,638	4,349	6,663	5,014	8	1,150
Furniture stores	233	47,857	21	3,182	212	44,675	14,337	16,102	15,241	3,115	2,704	4,726	3,779	4	506
Floor covering, drapery stores	31	5,365	3	(x)	28	(x)	(x)	(x)	(x)	(x)	(x)	(x)	(x)	...	...
Other home furnishing stores	18	3,152	5	863	13	2,289	1,065	514	720	91	88	144	83	...	...
Household appliance stores	300	34,619	17	1,113	283	33,506	13,751	12,544	7,656	1,886	1,547	1,597	1,061	4	594
Radio stores	19	2,955	2	(x)	17	(x)	(x)	(x)	(x)	(x)	(x)	(x)	(x)	...	...
Automotive group	1,441	444,074	134	38,076	1,247	405,998	284,126	95,639	26,233	16,915	8,272	2,076	1,537	33	7,864
Motor vehicle (new and used) dealers	1,174	388,911	80	14,670	1,094	374,241	263,815	84,269	26,157	8,490	5,135	1,747	1,179	26	4,388
Motor vehicle (used) dealers	138	30,201	86	14,671	52	15,530	11,311	1,713	2,456	136	49	117	43	1	1,071
Tire, battery, accessory dealers	47	15,993	13	526	34	15,467	6,796	7,481	1,190	1,075	998	142	30	4	340
All other automotive dealers	32	8,969	15	3,109	17	5,860	2,355	1,176	(v)	114	144	(v)	(v)	2	1,065
Gasoline service stations	412	30,208	132	7,396	280	22,811	16,824	7,034	(v)	1,247	1,067	(v)	(v)	18	2,244
Lumber, building, hardware group	1,491	284,774	73	4,018	1,418	280,756	113,530	158,627	8,599	23,944	22,434	1,785	1,451	35	5,008
Lumber yards, building materials dealers	1,102	148,814	14	2,828	1,088	145,986	32,651	112,256	1,079	16,444	14,144	219	183	7	814
Plumbing, paint, electrical stores	161	26,007	11	561	150	25,446	13,865	(v)	1,217	1,217	(v)	(v)	(v)	1	332
Hardware stores	275	52,893	15	1,725	260	51,168	31,322	13,378	5,448	2,476	1,179	1,113	892	12	456
Farm equipment dealers	389	56,886	33	2,904	356	53,982	37,347	21,128	1,446	1,108	1,409	308	265	11	1,846
Drug and proprietary stores	564	38,231	134	21,056	135	18,175	15,446	2,729	(v)	484	444	(v)	(v)	6	428
Other retail stores	1,477	241,247	254	21,759	949	219,488	107,742	107,041	4,655	14,714	13,392	1,706	1,411	29	3,060
Fuel, fuel oil, ice dealers	186	65,344	13	1,706	173	63,638	13,689	51,094	549	6,688	6,710	146	102	4	91
Feed, farm, garden supply stores	599	126,378	69	9,224	530	117,154	74,792	42,321	(v)	5,960	5,285	(v)	(v)	13	1,624
Jewelry stores	82	4,429	14	450	68	3,979	4,744	3,173	1,082	939	736	603	491	2	119
Book, stationery stores	24	5,388	2	(x)	22	(x)	(x)	(x)	(x)	(x)	(x)	(x)	(x)	...	...
Sporting goods stores, bicycle stores	29	2,576	11	791	18	2,785	1,792	945	(v)	115	117	(v)	(v)	1	41
Florists	14	1,159	3	(x)	11	(x)	(x)	(x)	(x)	(x)	(x)	(x)	(x)	...	...
Music stores	32	4,068	8	234	24	4,434	1,144	1,523	1,767	238	184	440	323	...	...
Optical goods stores	10	327	0	(x)	4	(x)	(x)	(x)	(x)	(x)	(x)	(x)	(x)	...	...
Camera, photographic supply stores	17	3,162	2	(x)	15	(x)	(x)	(x)	(x)	(x)	(x)	(x)	(x)	...	...
All other retail stores	213	21,946	128	9,548	85	11,948	8,321	3,256	271	436	435	44	115	8	1,574

See footnotes at end of table.

Table 11G.—ANALYSIS OF CASH AND CREDIT SALES AND BALANCES DUE FOR LARGE STORES AND MULTIUNITS STATE, BY KIND OF BUSINESS 1948—Continued

WYOMING

[See text for explanatory material]

Kind of business	Large stores and multiunits: Stores analyzing sales: Total: Stores (Number)	Total: Sales, entire year (Thousand dollars)	Stores with cash sales only: Number	Stores with cash sales only: Sales, entire year (Thousand dollars)	Stores with credit sales: Total: Stores (Number)	Total: Sales, entire year (Thousand dollars)	Cash sales (Thousand dollars)	Charge account sales (Thousand dollars)	Installment sales (Thousand dollars)	Balances due from customers: On charge account sales: End of year (Thousand dollars)	On charge account sales: Beginning of year (Thousand dollars)	On installment sales: End of year (Thousand dollars)	On installment sales: Beginning of year (Thousand dollars)	Stores not analyzing sales: Number	Stores not analyzing sales: Sales, entire year (Thousand dollars)	Small single unit stores: Number	Small single unit stores: Sales, entire year Thousand dollars)
State, total	2,158	211,851	349	49,668	809	162,183	81,484	69,815	10,884	10,078	7,[illegible]	[illegible]	1,884	65	[illegible]	[illegible]	[illegible]
Food group	476	43,632	59	13,950	116	28,572	18,935	9,545	92	1,162	989	[illegible]	35	4	1,335	477	[illegible]
Grocery stores, without fresh meat	15	1,734	8	816	10	918	500	417	(v)	104	91	(v)	(v)	1	100	112	[illegible]
Grocery stores, with fresh meat	142	38,330	45	12,512	97	25,818	17,865	7,872	81	945	794	58	35	8	[illegible],232	[illegible]	[illegible]
Candy, nut, confectionery stores	2	(x)	2	(x)	...	...	...	...	...	...	...	...	...	...	...	[illegible]	(x)
Dairy products stores, milk dealers	6	1,408	1	(x)	5	(x)	(x)	(x)	(x)	(x)	(x)	(x)	(x)	...	...	[illegible]	71
All other food stores	7	(x)	3	(x)	4	(x)	(x)	(x)	(x)	(x)	(x)	(x)	(x)	...	...	[illegible]	x
Eating and drinking places	130	(x)	48	(x)	2	(x)	(x)	(x)	(x)	(x)	(x)	(x)	(x)	12	1,384	[illegible]	(x
General stores	45	(x)	1	(x)	24	(x)	(x)	(x)	(x)	(x)	(x)	(x)	(x)	...	...	11	x
General merchandise group	74	20,935	48	11,397	26	9,538	5,549	2,884	1,105	552	496	[illegible]13	484	1	150	38	[illegible]
Department stores	6	[illegible],442	2	(x)	4	(x)	(x)	(x)	(x)	(x)	(x)	(x)	(x)	...	...	...	...
Dry goods, general merchandise stores	42	10,023	28	5,510	14	4,513	2,080	2,433	...	497	435	...	...	1	150	13	[illegible]
Variety stores	26	[illegible],470	18	(x)	8	(x)	(x)	(x)	(x)	(x)	(x)	(x)	(x)	...	...	25	[illegible]
Apparel group	78	9,100	35	[illegible],628	35	5,072	3,049	1,978	45	471	385	23	21	4	362	154	[illegible]
Men's, boys' clothing, furnishings stores	14	2,205	4	(x)	10	(x)	(x)	(x)	(x)	(x)	(x)	(x)	(x)	...	...	35	[illegible]
Family clothing stores	22	3,704	15	2,348	7	1,356	1,017	339	...	49	80	...	...	...	...	13	[illegible]
Women's ready-to-wear stores	22	2,288	9	627	13	1,661	750	900	(v)	213	157	(v)	(v)	4	362	44	[illegible]
Other apparel accessory, specialty stores	1	(x)	...	...	1	(x)	(x)	(x)	(x)	(x)	(x)	(x)	(x)	...	...	7	(x)
Shoe stores	9	607	6	(x)	3	(x)	(x)	(x)	(x)	(x)	(x)	(x)	(x)	...	...	20	[illegible]
Custom tailors	1	(x)	1	(x)	...	...	...	...	...	...	...	...	...	...	...	7	x)
Furriers, fur shops	1	(x)	...	...	1	(x)	(x)	(x)	(x)	(x)	(x)	(x)	(x)	...	...	3	(x)
All other apparel stores	...	...	...	...	...	...	...	...	...	...	...	...	...	...	...	[illegible]	[illegible]
Furniture, furnishings, appliance group	86	9,474	3	179	83	9,295	2,956	4,869	1,470	978	755	437	349	5	708	[illegible]	[illegible]
Furniture stores	35	5,323	...	...	35	5,323	1,877	2,434	1,012	556	482	314	263	2	259	30	[illegible]
Floor covering, drapery stores	1	(x)	1	(x)	...	...	...	...	...	...	...	...	...	...	...	3	(x)
Other home furnishing stores	2	(x)	...	...	2	(x)	(x)	(x)	(x)	(x)	(x)	(x)	(x)	...	...	3	(x)
Household appliance stores	46	3,941	2	(x)	44	(x)	(x)	(x)	(x)	(x)	(x)	(x)	(x)	3	449	52	1,787
Radio stores	2	(x)	...	...	2	(x)	(x)	(x)	(x)	(x)	(x)	(x)	(x)	...	...	11	(x)
Automotive group	212	55,231	13	1,762	199	53,469	28,658	18,585	6,226	2,000	1,506	1,373	620	14	2,677	113	[illegible]
Motor vehicle (new and used) dealers	185	50,213	7	993	178	49,220	26,718	17,850	4,652	1,907	1,410	998	534	9	2,193	43	[illegible]
Motor vehicle (used) dealers	15	(x)	4	(x)	11	(x)	(x)	(x)	(x)	(x)	(x)	(x)	(x)	4	470	19	(x)
Tire, battery, accessory dealers	8	799	...	...	8	799	247	448	104	54	58	39	17	1	14	40	[illegible]
All other automotive dealers	4	(x)	2	(x)	2	(x)	(x)	(x)	(x)	(x)	(x)	(x)	(x)	...	...	11	(x)
Gasoline service stations	114	[illegible],448	23	1,488	91	8,960	5,320	3,633	(v)	543	424	(v)	(v)	8	1,105	513	[illegible]
Lumber, building, hardware group	163	29,726	10	1,026	153	28,700	8,348	19,316	1,036	3,193	2,427	264	215	2	231	139	[illegible]
Lumber yards, building materials dealers	81	17,462	3	(x)	78	(x)	(x)	(x)	(x)	(x)	(x)	(x)	(x)	...	...	17	757
Plumbing, paint, electrical stores	14	1,476	1	(x)	13	(x)	(x)	(x)	(x)	(x)	(x)	(x)	(x)	...	...	53	1,869
Hardware stores	30	4,101	5	295	25	3,806	1,618	1,664	524	309	229	134	122	2	231	48	2,517
Farm equipment dealers	38	6,687	1	(x)	37	(x)	(x)	(x)	(x)	(x)	(x)	(x)	(x)	...	...	21	932
Drug and proprietary stores	47	6,411	21	3,277	26	3,134	2,612	522	...	146	105	...	...	...	...	64	3,210
Other retail stores	92	11,507	38	3,439	54	8,068	3,584	3,970	514	566	448	110	87	10	1,711	348	10,089
Fuel, fuel oil, ice dealers	10	828	1	(x)	9	(x)	(x)	(x)	(x)	(x)	(x)	(x)	(x)	2	625	13	469
Feed, farm, garden supply stores	20	5,351	4	(x)	16	(x)	(x)	(x)	(x)	(x)	(x)	(x)	(x)	5	851	19	[illegible]
Jewelry stores	12	866	2	(x)	10	(x)	(x)	(x)	(x)	(x)	(x)	(x)	(x)	1	84	51	1,506
Book, stationery stores	2	(x)	...	...	2	(x)	(x)	(x)	(x)	(x)	(x)	(x)	(x)	1	126	10	(x)
Sporting goods stores, bicycle stores	6	717	...	...	6	717	288	344	85	63	45	...	...	...	...	27	678
Florists	1	(x)	1	(x)	...	...	...	...	...	...	...	...	...	...	...	30	(x)
Music stores	4	(x)	...	...	4	(x)	(x)	(x)	(x)	(x)	(x)	(x)	(x)	...	...	12	(x)
Optical goods stores	...	...	...	...	...	...	...	...	...	...	...	...	...	...	...	1	(x)
Camera, photographic supply stores	...	...	...	...	...	...	...	...	...	...	...	...	...	...	...	5	155
All other retail stores	37	2,915	30	2,420	7	495	429	66	...	12	13	...	...	1	25	180	4,581

v Withheld because of insufficient data.
x Withheld to avoid disclosure.

Table 11H.—ANALYSIS OF CASH AND CREDIT SALES AND BALANCES DUE FOR LARGE STORES AND MULTIUNITS—SELECTED STANDARD METROPOLITAN AREAS, BY KIND OF BUSINESS: 1948

[See text for explanatory material]

Metropolitan area and kind of business	Large stores and multiunits													Small single-unit stores	
	Stores analyzing sales											Stores not analyzing sales			
	Total		Stores with cash sales only		Stores with credit sales										
					Total					Balances due from customers					
										On charge account sales		On installment sales			
	Stores (Number)	Sales, entire year (Thousand dollars)	Number	Sales, entire year (Thousand dollars)	Stores (Number)	Sales, entire year (Thousand dollars)	Cash sales (Thousand dollars)	Charge account sales (Thousand dollars)	Installment sales (Thousand dollars)	End of year (Thousand dollars)	Beginning of year (Thousand dollars)	End of year (Thousand dollars)	Beginning of year (Thousand dollars)	Number	Sales, entire year (Thousand dollars)	Number	Sales, entire year (Thousand dollars)
AKRON, OHIO, total	1,038	308,151	577	89,147	461	219,004	113,644	78,823	26,537	11,694	10,481	7,842	6,055	24	4,038	2,822	90,927
Food group	331	74,143	228	40,362	103	33,781	20,999	10,515	247	709	649	91	87	9	1,417	607	28,234
Eating and drinking places	110	9,638	109	(x)	1	(x)	(x)	(x)	(x)	(x)	(x)	(x)	(x)	*	585	799	23,201
General merchandise group, general stores	33	67,460	24	8,422	9	59,038	25,224	25,751	8,063	7,812	5,237	2,042	2,119	1	5	35	1,157
Apparel group	91	16,415	60	7,295	31	9,120	4,833	2,702	1,585	580	541	486	409	1	144	91	3,222
Furniture, furnishings, appliance group	57	13,771	11	1,063	46	12,708	2,361	2,732	7,615	530	351	2,309	1,941	1	120	96	2,906
Automotive group	116	63,207	31	7,413	85	55,794	40,774	9,707	5,313	1,461	908	382	81	4	1,632	84	3,210
Gasoline service stations	54	4,852	13	1,046	41	3,806	2,560	1,192	(y)	118	105	(y)	(y)	1	132	354	11,555
Lumber, building, hardware group	89	34,270	8	1,693	81	32,577	7,919	22,610	(y)	2,443	2,292	(y)	(y)	...	...	118	4,674
Drug and proprietary stores	50	6,831	46	(x)	4	(x)	(x)	(x)	(x)	(x)	(x)	(x)	(x)	...	...	106	4,739
All other retail stores	107	15,564	47	6,719	60	8,845	4,201	2,232	1,412	430	388	831	718	1	3	332	8,009
ALBANY-SCHENECTADY-TROY, N.Y., total	1,367	405,757	742	145,512	625	260,244	143,331	79,978	36,876	13,266	11,755	15,550	12,740	20	4,396	5,376	152,143
Food group	326	86,771	250	63,610	76	23,161	13,913	9,082	166	761	673	42	24	3	336	1,637	47,426
Eating and drinking places	120	14,898	120	14,898	...	...	...	...	...	...	...	...	...	3	255	1,320	36,834
General merchandise group, general stores	56	87,415	40	13,904	16	73,511	47,240	10,929	15,342	2,594	2,589	8,531	7,418	...	...	94	2,621
Apparel group	209	48,049	125	16,093	84	31,956	14,988	4,062	2,906	2,926	2,745	542	517	4	4,014	312	8,787
Furniture, furnishings, appliance group	102	23,556	14	1,908	88	21,648	6,481	5,349	10,818	1,006	841	1,006	790	2	244	206	6,039
Automotive group	143	76,075	48	10,117	101	65,958	34,689	11,377	4,842	1,038	916	388	166	4	965	109	3,588
Gasoline service stations	71	5,866	21	2,017	30	3,849	2,439	1,405	5	183	134	...	...	2	329	539	15,452
Lumber, building, hardware group	93	22,933	8	1,195	85	21,738	7,281	13,512	(y)	2,627	1,912	(y)	(y)	1	108	149	5,588
Drug and proprietary stores	42	4,454	33	3,764	9	1,190	1,024	166	...	20	16	...	...	...	...	133	6,277
All other retail stores	219	35,240	83	8,006	136	27,234	11,536	13,172	2,526	2,111	1,970	910	816	1	145	877	22,438
ALLENTOWN-BETHLEHEM-EASTON, PA., total	1,228	277,331	632	99,742	596	177,589	101,954	54,794	20,841	8,170	7,311	5,432	4,035	23	3,389	4,721	120,
Food group	298	60,468	228	46,652	70	13,816	8,484	5,135	197	342	271	31	20	2	461	1,608	40,462
Eating and drinking places	85	(x)	34	(x)	1	(x)	(x)	(x)	(x)	(x)	(x)	(x)	(x)	2	33	1,106	(x)
General merchandise group, general stores	43	42,223	30	10,062	13	32,161	20,628	8,344	3,189	1,532	1,404	680	456	1	147	73	2,216
Apparel group	163	26,095	119	14,015	44	12,080	8,992	2,535	553	426	394	138	134	2	336	286	7,463
Furniture, furnishings, appliance group	153	21,715	10	349	113	21,366	6,359	5,637	9,370	1,579	1,518	1,387	1,407	3	425	179	5,807
Automotive group	166	55,686	34	6,917	132	48,769	35,898	8,120	4,751	1,464	842	412	342	6	1,834	117	4,414
Gasoline service stations	50	4,552	24	1,230	32	3,335	2,034	1,301	...	128	...	...	...	...	...	539	15,477
Lumber, building, hardware group	94	27,337	5	974	8	26,363	9,304	16,688	2,551	2,452	2,178	2,444	...	...	...	136	4,608
Drug and proprietary stores	32	(x)	21	(x)	11	(x)	(x)	(x)	(x)	(x)	(x)	(x)	(x)	...	...	100	(x)
All other retail stores	168	27,806	77	10,911	91	16,945	8,642	7,821	1,332	1,023	908	667	465	3	372	577	15,111
ATLANTA, GA., total	1,598	539,999	926	177,140	672	362,859	194,525	114,792	53,542	20,935	19,863	13,312	9,764	28	10,218	4,413	141,
Food group	299	84,874	230	66,974	69	17,902	11,284	6,589	84	508	437	24	18	4	63	1,379	38,302
Eating and drinking places	199	18,467	193	17,921	6	546	248	298	...	20	20	...	...	1	67	954	22,...
General merchandise group, general stores	75	163,234	54	14,730	21	148,504	84,207	40,121	24,176	11,376	10,455	3,476	2,402	1	474	427	3,598
Apparel group	166	37,471	108	15,075	58	22,196	10,243	9,968	1,981	1,001	1,001	658	606	4	1,442	135	4,274
Furniture, furnishings, appliance group	110	24,431	9	1,017	101	23,414	4,246	7,155	12,013	1,440	1,340	4,661	3,558	5	944	150	4,
Automotive group	152	109,490	57	25,151	95	84,339	56,659	21,447	6,233	1,913	2,489	728	487	4	868	87	3,411
Gasoline service stations	100	10,078	44	2,347	56	7,731	4,365	2,020	346	130	191	52	49	2	472	374	18,...
Lumber, building, hardware group	113	26,962	9	1,142	104	25,820	8,540	15,541	(y)	1,881	1,673	(y)	(y)	...	...	101	4,
Drug and proprietary stores	135	1,455	43	6,847	62	9,408	8,438	1,370	...	205	172	...	...	1	151	141	5,...
All other retail stores	279	48,735	179	25,186	100	23,549	9,...	10,283	7,020	1,361	1,278	3,526	2,593	2	4,361	491	14,...

See footnotes at end of table.

Table 11H.—ANALYSIS OF CASH AND CREDIT SALES AND BALANCES DUE FOR LARGE STORES AND MULTIUNITS SELECTED STANDARD METROPOLITAN AREAS, BY KIND OF BUSINESS 1948—Continued

[See text for explanatory material]

Metropolitan area and kind of business	Large stores and multiunits: Stores analyzing sales: Total: Stores (Number)	Total: Sales, entire year (Thousand dollars)	Stores with cash sales only: Number	Stores with cash sales only: Sales, entire year (Thousand dollars)	Stores with credit sales: Total: Stores (Number)	Stores with credit sales: Total: Sales, entire year (Thousand dollars)	Cash sales (Thousand dollars)	Charge account sales (Thousand dollars)	Installment sales (Thousand dollars)	Balances due from customers: On charge account sales: End of year (Thousand dollars)	On charge account sales: Beginning of year (Thousand dollars)	On installment sales: End of year (Thousand dollars)	On installment sales: Beginning of year (Thousand dollars)	Stores not analyzing sales: Number	Stores not analyzing sales: Sales, entire year (Thousand dollars)	Small single unit stores: Number	Small single unit stores: Sales, entire year (Thousand dollars)
BALTIMORE, MD., total	[illegible]	[illegible]	1,42[illegible]	318,559	1,[illegible]	557,948	262,569	201,0[illegible]	94,282	[illegible]	29,155	42,6[illegible]	43,605	1[illegible]	[illegible]	[illegible]	48,7[illegible]
Food group	9[illegible]	[illegible]	7[illegible]	149,433	100	51,771	11,849	39,725	147	2,303	[illegible],015	25	17	[illegible]	1,[illegible]	[illegible]	[illegible]
Grocery stores, without fresh meat	[illegible]	5,[illegible]	[illegible]	4,401	6	1,136	591	54[illegible]	...	120	103	...	...	...	...	[illegible]	[illegible]
Grocery stores, with fresh meat	[illegible]	124,310	313	120,403	57	8,907	5,786	3,121	...	383	358	...	...	[illegible]	1,[illegible]	[illegible]	[illegible]
Candy, nut, confectionery stores	1[illegible]	5,1[illegible]	1[illegible]	(x)	2	(x)	(x)	(x)	(x)	(x)	(x)	(x)	(x)	...	...	[illegible]	1,[illegible]
Dairy products stores, milk dealers	[illegible]	3[illegible]	[illegible]	1,276	12	[illegible],155	3,276	34,879	...	1,626	1,405	...	...	...	...	[illegible]	1,24[illegible]
All other food stores	[illegible]	2[illegible]	22[illegible]	(x)	23	(x)	(x)	(x)	(x)	(x)	(x)	(x)	(x)	...	...	[illegible]	[illegible]
Eating and drinking places	38[illegible]	[illegible]	356	(x)	2[illegible]	(x)	(x)	(x)	(x)	(x)	(x)	(x)	(x)	[illegible]	[illegible]	[illegible]	[illegible]
General stores	[illegible]	[illegible]	5	(x)	[illegible]	(x)	(x)	(x)	(x)	(x)	(x)	(x)	(x)	...	...	11	[illegible]
General merchandise group	[illegible]	230,[illegible]	78	2[illegible],488	43	200,569	100,469	54,075	46,025	13,000	13,620	24,780	[illegible],111	...	...	[illegible]	[illegible]
Department stores	24	202,394	3	(x)	21	(x)	(x)	(x)	(x)	(x)	(x)	(x)	(x)	...	...	...	...
Dry goods, general merchandise stores	3[illegible]	7,516	14	1,564	21	[illegible]	1,100	957	3,895	428	382	2,127	1,725	...	...	1[illegible]	2,[illegible]
Variety stores	[illegible]	20,647	61	(x)	1	(x)	(x)	(x)	(x)	(x)	(x)	(x)	(x)	...	...	46	[illegible]
Apparel group	338	64,479	255	25,988	143	38,491	18,[illegible]23	16,[illegible]	3,476	3,846	3,421	1,032	487	...	...	75[illegible]	[illegible]
Men's, boys' clothing, furnishings stores	88	14,1[illegible]	58	5,468	30	8,729	4,230	4,084	410	920	756	182	170	...	...	171	[illegible]
Family clothing stores	36	[illegible]	17	4,106	19	5,[illegible]	2,905	1,402	789	586	510	357	309	...	...	[illegible]	[illegible],88
Women's ready-to-wear stores	10[illegible]	21,[illegible]	50	6,719	56	14,[illegible]	6,430	6,934	1,551	1,556	1,427	314	[illegible]	...	...	166	[illegible]
Other apparel accessory, specialty stores	30	1,723	25	1,081	[illegible]	[illegible]42	371	271	...	74	[illegible]	...	...	...	...	79	1,[illegible]
Shoe stores	107	13,170	91	7,682	16	5,488	3,489	1,999	...	408	379	...	...	...	...	100	3,28[illegible]
Custom tailors	4	284	4	284	...	...	...	...	...	...	...	...	...	...	...	51	1,18[illegible]
Furriers, fur shops	12	[illegible]	...	...	12	2,465	754	1,185	526	283	260	179	210	...	...	7	34[illegible]
All other apparel stores	15	1,044	10	648	5	396	284	112	...	19	12	...	...	...	...	[illegible]	2,34[illegible]
Furniture, furnishings, appliance group	170	48,980	24	4,116	146	44,864	8,918	12,421	23,525	2,207	1,874	11,063	8,070	1	144	39[illegible]	11,[illegible]
Furniture stores	89	29,017	8	880	81	28,137	4,747	5,902	17,488	1,541	1,318	8,973	6,836	...	...	83	3,31[illegible]
Floor covering, drapery stores	13	2,824	2	(x)	11	(x)	(x)	(x)	(x)	(x)	(x)	(x)	(x)	1	144	41	1,101
Other home furnishing stores	14	3,430	4	(x)	10	(x)	(x)	(x)	(x)	(x)	(x)	(x)	(x)	...	...	134	2,43[illegible]
Household appliance stores	45	10,771	7	612	38	10,159	2,446	3,688	4,025	245	214	1,393	625	...	...	62	2,188
Radio stores	9	2,938	3	(x)	6	(x)	(x)	(x)	(x)	(x)	(x)	(x)	(x)	...	...	72	2,42[illegible]
Automotive group	230	136,[illegible]	60	16,455	170	119,594	81,814	25,915	11,865	1,828	1,541	1,334	996	[illegible]	296	126	5,[illegible]
Motor vehicle (new and used) dealers	131	114,977	19	9,347	112	105,630	74,819	23,528	7,283	1,537	1,343	319	166	...	...	7	462
Motor vehicle (used) dealers	48	12,842	30	5,834	18	7,008	3,750	160	3,098	15	17	640	600	...	...	70	2,87[illegible]
Tire, battery, accessory dealers	40	6,409	7	665	33	5,744	2,729	1,749	1,266	224	160	375	230	1	126	37	1,34[illegible]
All other automotive dealers	11	1,821	4	609	7	1,212	516	478	218	52	21	...	...	1	170	12	3[illegible]
Gasoline service stations	142	13,420	47	4,734	95	8,686	6,626	2,008	52	233	219	9	10	3	289	794	28,90[illegible]
Lumber, building, hardware group	117	32,690	28	3,119	89	29,571	8,356	19,833	(v)	2,666	2,160	(v)	(v)	...	...	364	10,79[illegible]
Lumber yards, building materials dealers	59	23,959	6	1,386	53	22,573	5,053	16,524	(v)	2,297	1,717	(v)	(v)	...	...	27	1,098
Plumbing, paint, electrical stores	19	2,953	7	(x)	12	(x)	(x)	(x)	(x)	(x)	(x)	(x)	(x)	...	...	61	1,57[illegible]
Hardware stores	35	5,310	14	1,362	21	3,948	2,576	1,162	210	144	134	36	27	...	...	267	7,67[illegible]
Farm equipment dealers	4	468	1	(x)	3	(x)	(x)	(x)	(x)	(x)	(x)	(x)	(x)	...	...	9	44[illegible]
Drug and proprietary stores	154	27,697	128	23,380	26	4,317	3,744	573	...	74	59	...	...	1	204	365	17,63[illegible]
Other retail stores	395	75,036	189	20,252	206	54,784	17,428	29,837	7,519	4,722	4,207	4,060	3,194	2	142	1,311	34,111
Fuel, fuel oil, ice dealers	66	26,762	9	1,461	57	25,301	5,438	19,716	147	2,909	2,506	34	23	...	...	132	2,425
Feed, farm, garden supply stores	22	5,007	1	(x)	21	(x)	(x)	(x)	(x)	(x)	(x)	(x)	(x)	...	...	28	1,185
Jewelry stores	53	12,465	7	708	46	12,257	4,478	2,048	5,731	632	645	3,052	2,575	1	40	82	2,341
Book, stationery stores	19	3,367	1	(x)	18	(x)	(x)	(x)	(x)	(x)	(x)	(x)	(x)	...	...	37	1,156
Sporting goods stores, bicycle stores	6	1,616	2	(x)	4	(x)	(x)	(x)	(x)	(x)	(x)	(x)	(x)	...	...	47	1,043
Florists	24	1,805	17	1,196	7	609	138	471	...	56	41	...	...	...	...	155	2,706
Music stores	24	1,788	8	177	16	1,611	691	562	358	184	138	105	99	...	...	51	972
Optical goods stores	12	1,276	8	(x)	4	(x)	(x)	(x)	(x)	(x)	(x)	(x)	(x)	...	...	20	640
Camera, photographic supply stores	10	1,308	5	491	5	817	620	197	...	36	25	...	...	...	...	8	290
All other retail stores	159	19,142	131	14,972	28	4,170	2,681	1,227	262	203	191	28	27	1	102	751	21,353

See footnotes at end of table.

Table 11H.—ANALYSIS OF CASH AND CREDIT SALES AND BALANCES DUE FOR LARGE STORES AND MULTIUNITS—SELECTED STANDARD METROPOLITAN AREAS, BY KIND OF BUSINESS: 1948—Continued

[See text for explanatory material]

Metropolitan area and kind of business	Large stores and multiunits														Small single-unit stores	
	Stores analyzing sales												Stores not analyzing sales			
	Total		Stores with cash sales only		Stores with credit sales											
					Total					Balances due from customers						
										On charge account sales		On installment sales				
	Stores	Sales, entire year	Number	Sales, entire year	Stores	Sales, entire year	Cash sales	Charge account sales	Installment sales	End of year	Beginning of year	End of year	Beginning of year	Number	Sales, entire year	Number	Sales, entire year
	(Number)	(Thousand dollars)		(Thousand dollars)	(Number)	(Thousand dollars)	(Thousand dollars)	(Thousand dollars)	(Thousand dollars)	(Thousand dollars)	(Thousand dollars)	(Thousand dollars)	(Thousand dollars)		(Thousand dollars)		(Thousand dollars)
BIRMINGHAM, ALA., total	1,124	331,149	597	119,127	527	212,022	47,563	74,887	39,572	11,697	10,414	12,691	9,500	15	5,048	4,018	108,555
Food group	267	63,939	206	48,874	61	15,065	9,051	5,470	544	532	361	144	112	3	368	1,566	43,673
Eating and drinking places	135	11,905	131	(x)	4	(x)	(x)	(x)	(x)	(x)	(x)	(x)	(x)	1	216	931	17,291
General merchandise group, general stores	83	72,970	35	12,550	48	60,420	24,422	24,708	11,290	4,112	3,728	2, 19	2,368	3	324	82	3,106
Apparel group	130	34,390	62	9,982	68	24,408	11,321	9,121	3,966	1,266	1,939	1,170	1,034	...	...	116	4,260
Furniture, furnishings, appliance group	93	20,722	9	789	84	19,933	3,664	3,951	12,318	858	986	5,117	3,752	3	166	135	2,476
Automotive group	108	69,029	32	8,932	76	60,097	35,938	16,223	7,936	1,367	1,237	1,280	748	2	732	69	3,141
Gasoline service stations	68	4,993	36	2,683	32	2,310	1,566	744	...	81	76	...	...	1	23	463	14,049
Lumber, building, hardware group	56	10,980	8	836	48	10,144	3,180	6,833	131	1,031	759	34	31	...	...	113	4,455
Drug and proprietary stores	47	5,434	20	1,328	27	4,106	3,488	618	...	86	70	...	...	1	102	156	6,374
All other retail stores	137	36,787	58	(x)	79	(x)	(x)	(x)	(x)	(x)	(x)	(x)	(x)	1	128	387	7,730
BOSTON, MASS., total	3,872	1,642,846	3,412	573,620	2,461	1,069,219	529,917	436,345	102,957	61,121	55,274	29,729	28,152	279	59,369	18,265	559,645
Food group	1,502	407,361	1,234	276,374	268	130,987	48,133	83,657	149	5,766	6,126	35	24	87	18,388	7,98	170,303
Grocery stores, without fresh meat	420	58,452	405	44,965	21	13,08	5,975	7,710	...	1,428	1,402	...	...	6	767	2,352	49,427
Grocery stores, with fresh meat	568	224,878	408	185,139	160	34,737	27,104	11,992	143	1,329	1,204	13	12	41	11,494	1,771	71,457
Candy, nut, confectionery stores	125	5,770	118	4,958	7	812	538	274	...	102	87	...	...	2	162	218	3,770
Dairy products stores, milk dealers	145	27,261	86	10,419	59	16,842	6,939	9,403	...	1,871	2,345	...	...	8	1,880	40	1,589
All other food stores	336	40,300	279	29,891	57	10,464	7,077	5,278	54	246	188	22	12	30	4,181	1,651	47,660
Eating and drinking places	722	107,902	686	96,654	36	11,248	9,204	2,044	...	191	169	...	...	36	4,690	1,236	101,648
General stores	4	104	4	104	...	...	...	...	...	...	...	...	...	...	...	7	142
General merchandise group	300	348,735	234	53,348	66	295,387	170,089	89,342	35,956	13,024	12,462	10,491	10,354	5	2,143	506	11,282
Department stores	53	294,518	17	9,223	36	285,286	162,953	87,220	35,112	12,669	11,933	9,996	10,069	...	...	...	...
Dry goods, general merchandise stores	88	17,241	61	(x)	27	(x)	(x)	(x)	(x)	(x)	(x)	(x)	(x)	4	2,044	338	7,496
Variety stores	159	36,976	156	(x)	3	(x)	(x)	(x)	(x)	(x)	(x)	(x)	(x)	1	101	168	3,786
Apparel group	605	156,069	370	39,112	305	116,959	48,408	47,482	14,069	10,394	9,808	4,192	4,201	36	4,393	1,504	41,624
Men's, boys' clothing, furnishings stores	127	34,126	64	6,282	63	27,843	9,404	7,467	971	1,462	1,410	247	213	3	581	276	9,242
Family clothing stores	64	22,945	19	3,230	45	19,715	4,058	9,268	4,389	2,581	2,521	1,695	1,326	3	521	109	3,693
Women's ready-to-wear stores	174	61,275	74	12,385	100	48,890	21,388	23,205	5,697	4,644	4,744	1,967	2,299	13	2,142	415	9,[illegible]
Other apparel accessory, specialty stores	84	4,761	72	3,681	12	1,080	671	409	...	69	71	...	...	5	309	244	5,[illegible]
Shoe stores	179	23,967	132	12,261	47	11,706	6,708	4,686	312	429	342	2	2	4	375	261	1,[illegible]
Custom tailors	9	1,728	1	(x)	8	(x)	(x)	(x)	(x)	(x)	(x)	(x)	(x)	...	...	127	2,[illegible]
Furriers, fur shops	23	2,141	1	(x)	22	(x)	(x)	(x)	(x)	(x)	(x)	(x)	(x)	2	319	44	4,[illegible]
All other apparel stores	15	1,126	7	(x)	8	(x)	(x)	(x)	(x)	(x)	(x)	(x)	(x)	2	250	133	3,899
Furniture, furnishings, appliance group	365	71,556	69	8,507	296	63,049	14,444	22,959	26,646	4,727	4,169	7,236	6,295	1	2,132	455	[illegible]
Furniture stores	141	33,815	23	3,920	118	29,895	7,308	15,615	11,972	2,994	2,463	4,776	4,452	4	1,412	215	3,[illegible]
Floor covering, drapery stores	29	6,938	16	1,504	13	5,434	792	3,714	928	610	591	141	80	1	7	[illegible]	4,[illegible]
Other home furnishing stores	25	4,368	10	1,147	15	3,221	824	562	1,835	219	188	642	650	1	121	230	[illegible]
Household appliance stores	130	21,432	10	1,928	120	19,504	5,490	2,491	9,253	963	835	1,705	1,964	4	487	144	[illegible]
Radio stores	35	5,003	10	908	25	4,095	1,830	1,577	(x)	236	101	(x)	(x)	...	...	104	[illegible]
Automotive group	53[illegible]	235,971	73	18,701	463	217,270	143,[illegible]91	34,625	16,984	5,136	4,489	1,458	944	34	11,382	240	[illegible]
Motor vehicle (new and used) dealers	412	208,173	24	8,342	390	199,831	139,568	40,099	13,266	4,[illegible]	3,507	1,067	739	21	9,[illegible]	41	[illegible]
Motor vehicle (used) dealers	54	15,678	28	6,936	26	8,742	4,803	1,118	2,821	188	91	165	88	5	2,[illegible]	84	[illegible]
Tire, battery, accessory dealers	54	9,838	17	1,683	42	8,155	3,146	4,300	709	653	424	226	117	5	2,18[illegible]	49	[illegible]
All other automotive dealers	4	1,882	4	1,140	5	742	374	180	188	5	9	...	...	...	...	[illegible]	[illegible]
Gasoline service stations	158	15,537	54	5,110	104	10,427	6,921	3,476	30	466	395	13	4	[illegible]	640	[illegible]	9,[illegible]
Lumber, building, hardware group	315	76,918	29	4,801	286	74,117	21,112	49,483	(x)	6,567	5,144	(x)	(x)	1[illegible]	1,421	571	[illegible]
Lumber yards, building materials dealers	129	51,141	2	(x)	127	(x)	(x)	(x)	(x)	(x)	(x)	(x)	(x)	[illegible]	[illegible]	[illegible]	[illegible]
Plumbing, paint, electrical stores	83	8,641	10	(x)	73	(x)	(x)	(x)	(x)	(x)	(x)	(x)	(x)	2	4[illegible]	1[illegible]	[illegible]
Hardware stores	90	15,666	16	1,433	83	13,627	7,851	4,298	(x)	639	510	(x)	(x)	4	214	3[illegible]	1,[illegible]
Farm equipment dealers	8	2,[illegible]	1	(x)	7	(x)	(x)	(x)	(x)	(x)	(x)	(x)	(x)	1	133	1	[illegible]
Drug and proprietary stores	[illegible]	[illegible]	147	18,42[illegible]	87	17,270	10,564	1,703	6[illegible]	284	226	4	3	[illegible]	[illegible]	[illegible]	[illegible]

See footnotes at end of table.

Table 11H.—ANALYSIS OF CASH AND CREDIT SALES AND BALANCES DUE FOR LARGE STORES AND MULTIUNITS SELECTED STANDARD METROPOLITAN AREAS, BY KIND OF BUSINESS, 1948—Continued

[See text for explanatory material]

Metropolitan area and kind of business	Large stores and multiunits: Stores analyzing sales: Total: Stores (Number)	Total: Sales, entire year (Thousand dollars)	Stores with cash sales only: Number	Stores with cash sales only: Sales, entire year (Thousand dollars)	Stores with credit sales: Total: Stores (Number)	Total: Sales, entire year (Thousand dollars)	Cash sales (Thousand dollars)	Charge account sales (Thousand dollars)	Installment sales (Thousand dollars)	Balances due from customers: On charge account sales: End of year (Thousand dollars)	Balances due from customers: On charge account sales: Beginning of year (Thousand dollars)	Balances due from customers: On installment sales: End of year (Thousand dollars)	Balances due from customers: On installment sales: Beginning of year (Thousand dollars)	Stores not analyzing sales: Number	Stores not analyzing sales: Sales, entire year (Thousand dollars)	Small single-unit stores: Number	Small single-unit stores: Sales, entire year (Thousand dollars)
BOSTON, MASS.—Continued																	
Other retail stores	[illegible]	[illegible]	[illegible]	[illegible]	[illegible]	[illegible]	[illegible]	[illegible]	[illegible]	[illegible]	[illegible]	[illegible]	[illegible]	[illegible]	[illegible]	[illegible]	[illegible]
Fuel, fuel oil, ice dealers	[illegible]	[illegible]	21	[illegible]	[illegible]	[illegible]	[illegible]	[illegible]	[illegible]	[illegible]	[illegible]	[illegible]	[illegible]	[illegible]	[illegible]	[illegible]	[illegible]
Feed, farm, garden supply stores	[illegible]	[illegible]	[illegible]	(x)	[illegible]	(x)	(x)	(x)	(x)	(x)	(x)	(x)	(x)	[illegible]	[illegible]	[illegible]	[illegible]
Jewelry stores	[illegible]	[illegible]	[illegible]	[illegible]	[illegible]	[illegible]	[illegible]	[illegible]	[illegible]	[illegible]	[illegible]	[illegible]	[illegible]	[illegible]	[illegible]	[illegible]	[illegible]
Book, stationery stores	[illegible]	[illegible]	[illegible]	[illegible]	[illegible]	[illegible]	[illegible]	[illegible]	[illegible]	[illegible]	[illegible]	[illegible]	[illegible]	[illegible]	[illegible]	[illegible]	[illegible]
Sporting goods stores, bicycle stores	[illegible]	[illegible]	[illegible]	(x)	[illegible]	(x)	(x)	(x)	(x)	(x)	(x)	(x)	(x)	[illegible]	[illegible]	[illegible]	[illegible]
Florists	[illegible]	[illegible]	[illegible]	[illegible]	[illegible]	[illegible]	[illegible]	[illegible]	...	[illegible]	[illegible]	...	...	...	...	[illegible]	[illegible]
Music stores	[illegible]	[illegible]	[illegible]	(x)	[illegible]	(x)	(x)	(x)	(x)	(x)	(x)	(x)	(x)	[illegible]	[illegible]	[illegible]	[illegible]
Optical goods stores	[illegible]	[illegible]	[illegible]	(x)	[illegible]	(x)	(x)	(x)	(x)	(x)	(x)	(x)	(x)	...	...	[illegible]	[illegible]
Camera, photographic supply stores	[illegible]	[illegible]	[illegible]	(x)	[illegible]	(x)	(x)	(x)	(x)	(x)	(x)	(x)	(x)	[illegible]	[illegible]	[illegible]	[illegible]
All other retail stores	[illegible]	[illegible]	[illegible]	[illegible]	[illegible]	[illegible]	[illegible]	[illegible]	[illegible]	[illegible]	[illegible]	[illegible]	[illegible]	[illegible]	[illegible]	[illegible]	[illegible]
BRIDGEPORT, CONN., total	[illegible]	[illegible]	[illegible]	[illegible]	[illegible]	[illegible]	[illegible]	[illegible]	[illegible]	[illegible]	[illegible]	[illegible]	[illegible]	[illegible]	[illegible]	[illegible]	[illegible]
Food group	[illegible]	[illegible]	[illegible]	[illegible]	[illegible]	[illegible]	[illegible]	[illegible]	[illegible]	[illegible]	[illegible]	[illegible]	[illegible]	[illegible]	[illegible]	[illegible]	[illegible]
Eating and drinking places	[illegible]	[illegible]	[illegible]	(x)	[illegible]	(x)	(x)	(x)	(x)	(x)	(x)	(x)	(x)	[illegible]	[illegible]	[illegible]	[illegible]
General merchandise group, general stores	[illegible]	[illegible]	[illegible]	[illegible]	[illegible]	[illegible]	[illegible]	[illegible]	[illegible]	[illegible]	[illegible]	...	...	[illegible]	[illegible]	[illegible]	[illegible]
Apparel group	[illegible]	[illegible]	[illegible]	[illegible]	[illegible]	[illegible]	[illegible]	[illegible]	[illegible]	[illegible]	[illegible]	...	...	[illegible]	[illegible]	[illegible]	[illegible]
Furniture, furnishings, appliance group	[illegible]	[illegible]	[illegible]	[illegible]	[illegible]	[illegible]	[illegible]	[illegible]	[illegible]	[illegible]	[illegible]	...	...	[illegible]	[illegible]	[illegible]	[illegible]
Automotive group	[illegible]	[illegible]	[illegible]	[illegible]	[illegible]	[illegible]	[illegible]	[illegible]	[illegible]	[illegible]	[illegible]	[illegible]	[illegible]	[illegible]	[illegible]	[illegible]	[illegible]
Gasoline service stations	[illegible]	[illegible]	[illegible]	(x)	[illegible]	(x)	(x)	(x)	(x)	(x)	(x)	(x)	(x)	...	...	[illegible]	[illegible]
Lumber, building, hardware group	[illegible]	[illegible]	[illegible]	(x)	[illegible]	(x)	(x)	(x)	(x)	(x)	(x)	(x)	(x)	[illegible]	[illegible]	[illegible]	[illegible]
Drug and proprietary stores	[illegible]	[illegible]	[illegible]	[illegible]	[illegible]	[illegible]	[illegible]	[illegible]	...	[illegible]	[illegible]	...	...	...	...	[illegible]	[illegible]
All other retail stores	[illegible]	[illegible]	[illegible]	[illegible]	[illegible]	[illegible]	[illegible]	[illegible]	[illegible]	[illegible]	[illegible]	[illegible]	[illegible]	...	...	[illegible]	[illegible]
BUFFALO, N.Y., total	[illegible]	[illegible]	[illegible]	[illegible]	[illegible]	[illegible]	[illegible]	[illegible]	[illegible]	[illegible]	[illegible]	[illegible]	[illegible]	[illegible]	[illegible]	[illegible]	[illegible]
Food group	[illegible]	[illegible]	[illegible]	[illegible]	[illegible]	[illegible]	[illegible]	[illegible]	[illegible]	[illegible]	[illegible]	[illegible]	[illegible]	[illegible]	[illegible]	[illegible]	[illegible]
Grocery stores, without fresh meat	[illegible]	[illegible]	[illegible]	[illegible]	[illegible]	[illegible]	[illegible]	[illegible]	[illegible]	[illegible]	[illegible]	...	...	...	...	[illegible]	[illegible]
Grocery stores, with fresh meat	[illegible]	[illegible]	[illegible]	[illegible]	[illegible]	[illegible]	[illegible]	[illegible]	[illegible]	[illegible]	[illegible]	...	...	...	...	[illegible]	[illegible]
Candy, nut, confectionery stores	[illegible]	[illegible]	[illegible]	(x)	[illegible]	(x)	(x)	(x)	(x)	(x)	(x)	(x)	(x)	...	...	[illegible]	[illegible]
Dairy products stores, milk dealers	[illegible]	[illegible]	[illegible]	[illegible]	[illegible]	[illegible]	[illegible]	[illegible]	...	[illegible]	[illegible]	...	...	...	...	[illegible]	[illegible]
All other food stores	[illegible]	[illegible]	[illegible]	(x)	[illegible]	(x)	(x)	(x)	(x)	(x)	(x)	(x)	(x)	[illegible]	[illegible]	[illegible]	[illegible]
Eating and drinking places	[illegible]	(x)	[illegible]	(x)	[illegible]	(x)	(x)	(x)	(x)	(x)	(x)	(x)	(x)	[illegible]	[illegible]	[illegible]	(x)
General stores	[illegible]	(x)	...	...	[illegible]	(x)	(x)	(x)	(x)	(x)	(x)	(x)	(x)	...	...	[illegible]	(x)
General merchandise group	[illegible]	[illegible]	[illegible]	[illegible]	[illegible]	[illegible]	[illegible]	[illegible]	[illegible]	[illegible]	[illegible]	[illegible]	[illegible]	[illegible]	[illegible]	[illegible]	[illegible]
Department stores	[illegible]	[illegible]	[illegible]	[illegible]	[illegible]	[illegible]	[illegible]	[illegible]	[illegible]	[illegible]	[illegible]	[illegible]	[illegible]	...	...	...	...
Dry goods, general merchandise stores	[illegible]	[illegible]	[illegible]	[illegible]	[illegible]	[illegible]	[illegible]	[illegible]	[illegible]	[illegible]	[illegible]	[illegible]	[illegible]	[illegible]	[illegible]	[illegible]	[illegible]
Variety stores	[illegible]	[illegible]	[illegible]	[illegible]	[illegible]	[illegible]	[illegible]	[illegible]	[illegible]	...	...	(v)	(v)	...	...	[illegible]	[illegible]
Apparel group	[illegible]	[illegible]	[illegible]	[illegible]	[illegible]	[illegible]	[illegible]	[illegible]	[illegible]	[illegible]	[illegible]	[illegible]	[illegible]	[illegible]	[illegible]	[illegible]	[illegible]
Men's, boys' clothing, furnishings stores	[illegible]	[illegible]	[illegible]	[illegible]	[illegible]	[illegible]	[illegible]	[illegible]	[illegible]	[illegible]	[illegible]	[illegible]	[illegible]	...	...	[illegible]	[illegible]
Family clothing stores	[illegible]	[illegible]	...	...	[illegible]	[illegible]	[illegible]	[illegible]	[illegible]	[illegible]	[illegible]	[illegible]	[illegible]	...	...	[illegible]	[illegible]
Women's ready-to-wear stores	[illegible]	[illegible]	[illegible]	[illegible]	[illegible]	[illegible]	[illegible]	[illegible]	[illegible]	[illegible]	[illegible]	[illegible]	[illegible]	[illegible]	[illegible]	[illegible]	[illegible]
Other apparel accessory, specialty stores	[illegible]	[illegible]	[illegible]	[illegible]	[illegible]	[illegible]	[illegible]	[illegible]	[illegible]	[illegible]	[illegible]	[illegible]	[illegible]	...	...	[illegible]	[illegible]
Shoe stores	[illegible]	[illegible]	[illegible]	[illegible]	[illegible]	[illegible]	[illegible]	[illegible]	...	[illegible]	[illegible]	[illegible]	[illegible]	[illegible]	[illegible]	[illegible]	[illegible]
Custom tailors	[illegible]	(x)	...	...	[illegible]	(x)	(x)	(x)	(x)	(x)	(x)	(x)	(x)	...	...	[illegible]	(x)
Furriers, fur shops	[illegible]	[illegible]	[illegible]	(x)	[illegible]	(x)	(x)	(x)	(x)	(x)	(x)	(x)	(x)	[illegible]	[illegible]	[illegible]	[illegible]
All other apparel stores	[illegible]	(x)	[illegible]	(x)	[illegible]	(x)	(x)	(x)	(x)	(x)	(x)	(x)	(x)	[illegible]	[illegible]	[illegible]	(x)
Furniture, furnishings, appliance group	[illegible]	[illegible]	[illegible]	[illegible]	[illegible]	[illegible]	[illegible]	[illegible]	[illegible]	[illegible]	[illegible]	[illegible]	[illegible]	[illegible]	[illegible]	[illegible]	[illegible]
Furniture stores	[illegible]	[illegible]	[illegible]	[illegible]	[illegible]	[illegible]	[illegible]	[illegible]	[illegible]	[illegible]	[illegible]	[illegible]	[illegible]	...	...	[illegible]	[illegible]
Floor covering, drapery stores	[illegible]	[illegible]	[illegible]	(x)	[illegible]	(x)	(x)	(x)	(x)	(x)	(x)	(x)	(x)	[illegible]	[illegible]	[illegible]	[illegible]
Other home furnishing stores	[illegible]	[illegible]	[illegible]	(x)	[illegible]	(x)	(x)	(x)	(x)	(x)	(x)	(x)	(x)	...	...	[illegible]	[illegible]
Household appliance stores	[illegible]	[illegible]	[illegible]	(x)	[illegible]	(x)	(x)	(x)	(x)	(x)	(x)	(x)	(x)	...	...	[illegible]	[illegible]
Radio stores	[illegible]	[illegible]	[illegible]	(x)	[illegible]	(x)	(x)	(x)	(x)	(x)	(x)	(x)	(x)	...	...	[illegible]	[illegible]

See footnotes at end of table.

Table 11H.—ANALYSIS OF CASH AND CREDIT SALES AND BALANCES DUE FOR LARGE STORES AND MULTIUNITS—SELECTED STANDARD METROPOLITAN AREAS, BY KIND OF BUSINESS: 1948—Continued

[See text for explanatory material]

Metropolitan area and kind of business	Large stores and multiunits: Stores analyzing sales: Total: Stores (Number)	Total: Sales, entire year (Thousand dollars)	Stores with cash sales only: Number	Stores with cash sales only: Sales, entire year (Thousand dollars)	Stores with credit sales: Total: Stores (Number)	Total: Sales, entire year (Thousand dollars)	Cash sales (Thousand dollars)	Charge account sales (Thousand dollars)	Installment sales (Thousand dollars)	Balances due from customers: On charge account sales: End of year (Thousand dollars)	On charge account sales: Beginning of year (Thousand dollars)	On installment sales: End of year (Thousand dollars)	On installment sales: Beginning of year (Thousand dollars)	Large stores and multiunits: Stores not analyzing sales: Number	Stores not analyzing sales: Sales, entire year (Thousand dollars)	Small single-unit stores: Number	Small single-unit stores: Sales, entire year (Thousand dollars)
BUFFALO, N.Y.—Continued																	
Automotive group	342	155,546	76	29,250	266	126,296	89,440	26,074	10,782	2,025	1,651	586	357	5	1,408	185	6,905
Motor vehicle (new and used) dealers	197	123,778	19	13,475	178	110,303	80,517	21,281	8,505	1,511	1,215	169	96	4	1,293	27	1,660
Motor vehicle (used) dealers	77	21,975	49	15,186	28	6,789	4,658	1,221	910	63	43	1	...	...	...	58	2,213
Tire, battery, accessory dealers	54	7,235	3	(x)	51	(x)	(x)	(x)	(x)	(x)	(x)	(x)	(x)	1	115	68	2,110
All other automotive dealers	14	2,558	5	(x)	9	(x)	(x)	(x)	(x)	(x)	(x)	(x)	(x)	...	...	32	922
Gasoline service stations	105	9,067	55	4,048	50	5,019	3,536	1,481	2	198	144	...	...	4	172	1,071	32,360
Lumber, building, hardware group	183	51,779	24	2,366	159	49,413	13,777	32,406	3,231	(v)	4,021	(v)	(v)	7	1,022	399	12,417
Lumber yards, building materials dealers	96	32,281	8	1,454	88	30,827	5,827	24,608	(v)	4,475	2,829	(v)	(v)	4	776	41	2,013
Plumbing, paint, electrical stores	35	5,036	11	430	24	4,606	871	3,202	(v)	397	291	(v)	(v)	1	104	132	3,394
Hardware stores	35	11,434	3	(x)	32	(x)	(x)	(x)	(x)	(x)	(x)	(x)	(x)	2	142	202	6,093
Farm equipment dealers	17	3,028	2	(x)	15	(x)	(x)	(x)	(x)	(x)	(x)	(x)	(x)	...	...	24	917
Drug and proprietary stores	133	18,257	110	15,434	23	2,823	2,408	415	...	41	52	...	...	1	40	254	11,037
Other retail stores	302	41,087	109	8,309	193	32,778	13,424	15,542	3,808	2,104	1,986	2,117	1,694	5	693	1,367	40,834
Fuel, fuel oil, ice dealers	53	10,576	10	729	43	9,847	3,870	6,074	(v)	720	504	(v)	(v)	1	105	196	6,433
Feed, farm, garden supply stores	33	7,286	6	925	27	6,361	4,272	2,089	...	398	407	...	...	...	...	45	1,742
Jewelry stores	43	4,409	2	(x)	41	(x)	(x)	(x)	(x)	(x)	(x)	(x)	(x)	...	...	158	4,111
Book, stationery stores	12	3,490	1	(x)	11	(x)	(x)	(x)	(x)	(x)	(x)	(x)	(x)	...	...	31	761
Sporting goods stores, bicycle stores	12	1,497	5	80	7	1,210	825	392	...	63	66	...	...	...	...	57	1,398
Florists	10	644	1	(x)	9	(x)	(x)	(x)	(x)	(x)	(x)	(x)	(x)	...	...	127	2,544
Music stores	10	2,375	3	(x)	7	(x)	(x)	(x)	(x)	(x)	(x)	(x)	(x)	...	...	27	720
Optical goods stores	19	914	5	81	14	833	651	182	...	42	37	...	...	...	...	40	840
Camera, photographic supply stores	7	1,304	1	(x)	6	(x)	(x)	(x)	(x)	(x)	(x)	(x)	(x)	...	...	21	704
All other retail stores	103	8,692	75	5,995	28	2,697	1,172	1,331	194	215	204	116	27	4	588	865	20,983
CANTON, OHIO, total	768	190,047	347	44,980	421	145,067	48,931	47,975	18,161	6,736	5,754	4,980	3,337	39	9,129	2,447	71,894
Food group	196	42,476	110	24,439	86	18,037	11,442	6,825	...	811	452	...	...	16	2,969	632	21,951
Eating and drinking places	74	6,448	73	(x)	1	(x)	(x)	(x)	(x)	(x)	(x)	(x)	(x)	5	299	591	16,747
General merchandise group, general stores	35	30,789	18	9,051	17	21,738	12,358	5,145	3,585	1,266	1,059	775	624	3	150	44	1,437
Apparel group	83	17,732	52	6,453	31	10,779	4,788	4,849	942	1,138	1,020	255	234	...	...	93	3,191
Furniture, furnishings, appliance group	55	14,009	3	(x)	52	(x)	(x)	(x)	(x)	(x)	(x)	(x)	(x)	...	...	82	2,597
Automotive group	104	34,536	23	5,691	81	28,845	19,177	7,273	2,395	583	517	100	62	5	1,640	61	2,639
Gasoline service stations	40	3,326	12	1,042	28	2,284	1,472	560	(v)	62	55	(v)	(v)	1	143	267	9,806
Lumber, building, hardware group	75	20,874	8	742	67	20,132	11,478	12,701	1,153	1,719	1,614	149	158	2	236	102	4,179
Drug and proprietary stores	28	4,634	22	3,911	6	888	702	156	...	17	14	...	...	1	55	48	1,938
All other retail stores	78	14,468	22	4,727	56	9,731	5,001	4,035	695	716	519	307	260	6	677	327	8,551
CHARLESTON, W.VA., total	718	192,519	304	62,016	414	130,503	59,068	46,534	24,901	8,342	7,096	7,574	5,904	36	6,006	2,532	65,775
Food group	131	36,874	76	21,227	55	18,347	10,869	7,090	388	630	507	142	102	4	810	484	14,361
Eating and drinking places	43	2,133	43	2,633	...	...	...	...	...	...	...	...	...	4	165	685	12,967
General merchandise group, general stores	121	43,706	43	11,420	72	32,086	15,741	11,603	4,942	3,424	2,034	2,191	1,636	5	1,111	96	3,234
Apparel group	95	17,340	37	4,473	58	12,854	5,334	6,077	1,443	1,721	1,467	429	411	1	34	80	2,...
Furniture, furnishings, appliance group	63	12,975	4	(x)	59	(x)	(x)	(x)	(x)	(x)	(x)	(x)	(x)	3	462	76	2,75
Automotive group	82	31,253	20	5,744	63	25,509	18,011	8,470	7,028	974	855	383	240	7	2,133	45	1,...
Gasoline service stations	43	3,470	15	1,096	28	2,374	1,224	1,096	54	128	90	20	11	2	153	270	8,31
Lumber, building, hardware group	43	9,366	2	(x)	41	(x)	(x)	(x)	(x)	(x)	(x)	(x)	(x)	1	466	68	2,...
Drug and proprietary stores	25	4,774	20	3,411	5	363	331	32	...	4	3	...	...	...	...	61	2,74
All other retail stores	71	17,441	38	11,031	33	6,410	2,869	2,003	1,542	420	348	449	870	3	177	145	6,14

See footnotes at end of table.

Table 11H.—ANALYSIS OF CASH AND CREDIT SALES AND BALANCES DUE FOR LARGE STORES AND MULTIUNITS SELECTED STANDARD METROPOLITAN AREAS, BY KIND OF BUSINESS: 1948—Continued

[See text for explanatory material]

Metropolitan area and kind of business	Large stores and multiunits													Small single-unit stores	
	Stores analyzing sales											Stores not analyzing sales			
	Total		Stores with cash sales only		Stores with credit sales										
					Total					Balances due from customers					
										On charge account sales		On installment sales			
	Stores	Sales, entire year	Number	Sales, entire year	Stores	Sales, entire year	Cash sales	Charge account sales	Installment sales	End of year	Beginning of year	End of year	Beginning of year	Number	Sales, entire year
	Number	(Thousand dollars)		(Thousand dollars)	(Number)	(Thousand dollars)	(Thousand dollars)	(Thousand dollars)	(Thousand dollars)	(Thousand dollars)	(Thousand dollars)	(Thousand dollars)	(Thousand dollars)		(Thousand dollars)
CHATTANOOGA, TENN., total	[illegible]	[illegible]	[illegible]	[illegible]	[illegible]	[illegible]	[illegible]	[illegible]	[illegible]	[illegible]	[illegible]	[illegible]	[illegible]	[illegible]	[illegible]
Food group	[illegible]	[illegible]	[illegible]	[illegible]	[illegible]	[illegible]	[illegible]	[illegible]	[illegible]	[illegible]	[illegible]	[illegible]	[illegible]	[illegible]	[illegible]
Eating and drinking places	[illegible]	[illegible]	[illegible]	[illegible]	[illegible]	[illegible]	[illegible]	[illegible]	[illegible]	[illegible]	[illegible]	[illegible]	[illegible]	[illegible]	[illegible]
General merchandise group, general stores	[illegible]	[illegible]	[illegible]	[illegible]	[illegible]	[illegible]	[illegible]	[illegible]	[illegible]	[illegible]	[illegible]	[illegible]	[illegible]	[illegible]	[illegible]
Apparel group	[illegible]	[illegible]	[illegible]	[illegible]	[illegible]	[illegible]	[illegible]	[illegible]	[illegible]	[illegible]	[illegible]	[illegible]	[illegible]	[illegible]	[illegible]
Furniture, furnishings, appliance group	[illegible]	[illegible]	[illegible]	[illegible]	[illegible]	[illegible]	[illegible]	[illegible]	[illegible]	[illegible]	[illegible]	[illegible]	[illegible]	[illegible]	[illegible]
Automotive group	[illegible]	[illegible]	[illegible]	[illegible]	[illegible]	[illegible]	[illegible]	[illegible]	[illegible]	[illegible]	[illegible]	[illegible]	[illegible]	[illegible]	[illegible]
Gasoline service stations	[illegible]	[illegible]	[illegible]	[illegible]	[illegible]	[illegible]	[illegible]	[illegible]	[illegible]	[illegible]	[illegible]	[illegible]	[illegible]	[illegible]	[illegible]
Lumber, building, hardware group	[illegible]	[illegible]	[illegible]	[illegible]	[illegible]	[illegible]	[illegible]	[illegible]	[illegible]	[illegible]	[illegible]	[illegible]	[illegible]	[illegible]	[illegible]
Drug and proprietary stores	[illegible]	[illegible]	[illegible]	[illegible]	[illegible]	[illegible]	[illegible]	[illegible]	[illegible]	[illegible]	[illegible]	[illegible]	[illegible]	[illegible]	[illegible]
All other retail stores	[illegible]	[illegible]	[illegible]	[illegible]	[illegible]	[illegible]	[illegible]	[illegible]	[illegible]	[illegible]	[illegible]	[illegible]	[illegible]	[illegible]	[illegible]
CHICAGO, ILL., total	[illegible]	[illegible]	[illegible]	[illegible]	[illegible]	[illegible]	[illegible]	[illegible]	[illegible]	[illegible]	[illegible]	[illegible]	[illegible]	[illegible]	[illegible]
Food group	[illegible]	[illegible]	[illegible]	[illegible]	[illegible]	[illegible]	[illegible]	[illegible]	[illegible]	[illegible]	[illegible]	[illegible]	[illegible]	[illegible]	[illegible]
Grocery stores, without fresh meat	[illegible]	[illegible]	[illegible]	[illegible]	[illegible]	[illegible]	[illegible]	[illegible]	[illegible]	[illegible]	[illegible]	[illegible]	[illegible]	[illegible]	[illegible]
Grocery stores, with fresh meat	[illegible]	[illegible]	[illegible]	[illegible]	[illegible]	[illegible]	[illegible]	[illegible]	[illegible]	[illegible]	[illegible]	[illegible]	[illegible]	[illegible]	[illegible]
Candy, nut, confectionery stores	[illegible]	[illegible]	[illegible]	[illegible]	[illegible]	[illegible]	[illegible]	[illegible]	[illegible]	[illegible]	[illegible]	[illegible]	[illegible]	[illegible]	[illegible]
Dairy products stores, milk dealers	[illegible]	[illegible]	[illegible]	[illegible]	[illegible]	[illegible]	[illegible]	[illegible]	[illegible]	[illegible]	[illegible]	[illegible]	[illegible]	[illegible]	[illegible]
All other food stores	[illegible]	[illegible]	[illegible]	[illegible]	[illegible]	[illegible]	[illegible]	[illegible]	[illegible]	[illegible]	[illegible]	[illegible]	[illegible]	[illegible]	[illegible]
Eating and drinking places	[illegible]	(x)	[illegible]	(x)	[illegible]	(x)	(x)	(x)	(x)	(x)	(x)	(x)	(x)	[illegible]	x
General stores	[illegible]	[illegible]	[illegible]	(x)	[illegible]	(x)	(x)	(x)	(x)	(x)	(x)	(x)	(x)	[illegible]	(x
General merchandise group	[illegible]	[illegible]	[illegible]	[illegible]	[illegible]	[illegible]	[illegible]	[illegible]	[illegible]	[illegible]	[illegible]	[illegible]	[illegible]	[illegible]	[illegible]
Department stores	[illegible]	[illegible]	[illegible]	[illegible]	[illegible]	[illegible]	[illegible]	[illegible]	[illegible]	[illegible]	[illegible]	[illegible]	[illegible]	[illegible]	[illegible]
Dry goods, general merchandise stores	[illegible]	[illegible]	[illegible]	[illegible]	[illegible]	[illegible]	[illegible]	[illegible]	[illegible]	[illegible]	[illegible]	[illegible]	[illegible]	[illegible]	[illegible]
Variety stores	[illegible]	[illegible]	[illegible]	[illegible]	[illegible]	[illegible]	[illegible]	[illegible]	[illegible]	[illegible]	[illegible]	[illegible]	[illegible]	[illegible]	[illegible]
Apparel group	[illegible]	[illegible]	[illegible]	[illegible]	[illegible]	[illegible]	[illegible]	[illegible]	[illegible]	[illegible]	[illegible]	[illegible]	[illegible]	[illegible]	[illegible]
Men's, boys' clothing, furnishings stores	[illegible]	[illegible]	[illegible]	[illegible]	[illegible]	[illegible]	[illegible]	[illegible]	[illegible]	[illegible]	[illegible]	[illegible]	[illegible]	[illegible]	[illegible]
Family clothing stores	[illegible]	[illegible]	[illegible]	[illegible]	[illegible]	[illegible]	[illegible]	[illegible]	[illegible]	[illegible]	[illegible]	[illegible]	[illegible]	[illegible]	[illegible]
Women's ready-to-wear stores	[illegible]	[illegible]	[illegible]	[illegible]	[illegible]	[illegible]	[illegible]	[illegible]	[illegible]	[illegible]	[illegible]	[illegible]	[illegible]	[illegible]	[illegible]
Other apparel accessory, specialty stores	[illegible]	[illegible]	[illegible]	[illegible]	[illegible]	[illegible]	[illegible]	[illegible]	[illegible]	[illegible]	[illegible]	[illegible]	[illegible]	[illegible]	[illegible]
Shoe stores	[illegible]	[illegible]	[illegible]	[illegible]	[illegible]	[illegible]	[illegible]	[illegible]	[illegible]	[illegible]	[illegible]	[illegible]	[illegible]	[illegible]	[illegible]
Custom tailors	[illegible]	[illegible]	[illegible]	[illegible]	[illegible]	[illegible]	[illegible]	[illegible]	[illegible]	[illegible]	[illegible]	[illegible]	[illegible]	[illegible]	[illegible]
Furriers, fur shops	[illegible]	[illegible]	[illegible]	[illegible]	[illegible]	[illegible]	[illegible]	[illegible]	[illegible]	[illegible]	[illegible]	[illegible]	[illegible]	[illegible]	[illegible]
All other apparel stores	[illegible]	[illegible]	[illegible]	[illegible]	[illegible]	[illegible]	[illegible]	[illegible]	[illegible]	[illegible]	[illegible]	[illegible]	[illegible]	[illegible]	[illegible]
Furniture, furnishings, appliance group	[illegible]	[illegible]	[illegible]	[illegible]	[illegible]	[illegible]	[illegible]	[illegible]	[illegible]	[illegible]	[illegible]	[illegible]	[illegible]	[illegible]	[illegible]
Furniture stores	[illegible]	[illegible]	[illegible]	[illegible]	[illegible]	[illegible]	[illegible]	[illegible]	[illegible]	[illegible]	[illegible]	[illegible]	[illegible]	[illegible]	[illegible]
Floor covering, drapery stores	[illegible]	[illegible]	[illegible]	[illegible]	[illegible]	[illegible]	[illegible]	[illegible]	[illegible]	[illegible]	[illegible]	[illegible]	[illegible]	[illegible]	[illegible]
Other home furnishing stores	[illegible]	[illegible]	[illegible]	[illegible]	[illegible]	[illegible]	[illegible]	[illegible]	[illegible]	[illegible]	[illegible]	[illegible]	[illegible]	[illegible]	[illegible]
Household appliance stores	[illegible]	[illegible]	[illegible]	[illegible]	[illegible]	[illegible]	[illegible]	[illegible]	[illegible]	[illegible]	[illegible]	[illegible]	[illegible]	[illegible]	[illegible]
Radio stores	[illegible]	[illegible]	[illegible]	[illegible]	[illegible]	[illegible]	[illegible]	[illegible]	[illegible]	[illegible]	[illegible]	[illegible]	[illegible]	[illegible]	[illegible]
Automotive group	[illegible]	[illegible]	[illegible]	[illegible]	[illegible]	[illegible]	[illegible]	[illegible]	[illegible]	[illegible]	[illegible]	[illegible]	[illegible]	[illegible]	[illegible]
Motor vehicle (new and used) dealers	[illegible]	[illegible]	[illegible]	[illegible]	[illegible]	[illegible]	[illegible]	[illegible]	[illegible]	[illegible]	[illegible]	[illegible]	[illegible]	[illegible]	[illegible]
Motor vehicle (used) dealers	[illegible]	[illegible]	[illegible]	[illegible]	[illegible]	[illegible]	[illegible]	[illegible]	[illegible]	[illegible]	[illegible]	[illegible]	[illegible]	[illegible]	[illegible]
Tire, battery, accessory dealers	[illegible]	[illegible]	[illegible]	[illegible]	[illegible]	[illegible]	[illegible]	[illegible]	[illegible]	[illegible]	[illegible]	[illegible]	[illegible]	[illegible]	[illegible]
All other automotive dealers	[illegible]	[illegible]	[illegible]	[illegible]	[illegible]	[illegible]	[illegible]	[illegible]	[illegible]	[illegible]	[illegible]	[illegible]	[illegible]	[illegible]	[illegible]
Gasoline service stations	[illegible]	[illegible]	[illegible]	[illegible]	[illegible]	[illegible]	[illegible]	[illegible]	[illegible]	[illegible]	[illegible]	[illegible]	[illegible]	[illegible]	[illegible]
Lumber, building, hardware group	[illegible]	[illegible]	[illegible]	[illegible]	[illegible]	[illegible]	[illegible]	[illegible]	[illegible]	[illegible]	[illegible]	[illegible]	[illegible]	[illegible]	[illegible]
Lumber yards, building materials dealers	[illegible]	[illegible]	[illegible]	[illegible]	[illegible]	[illegible]	[illegible]	[illegible]	[illegible]	[illegible]	[illegible]	[illegible]	[illegible]	[illegible]	[illegible]
Plumbing, paint, electrical stores	[illegible]	[illegible]	[illegible]	[illegible]	[illegible]	[illegible]	[illegible]	[illegible]	[illegible]	[illegible]	[illegible]	[illegible]	[illegible]	[illegible]	[illegible]
Hardware stores	[illegible]	[illegible]	[illegible]	[illegible]	[illegible]	[illegible]	[illegible]	[illegible]	[illegible]	[illegible]	[illegible]	[illegible]	[illegible]	[illegible]	[illegible]
Farm equipment dealers	[illegible]	[illegible]	[illegible]	[illegible]	[illegible]	[illegible]	[illegible]	[illegible]	[illegible]	[illegible]	[illegible]	[illegible]	[illegible]	[illegible]	[illegible]
Drug and proprietary stores	[illegible]	[illegible]	[illegible]	[illegible]	[illegible]	[illegible]	[illegible]	[illegible]	[illegible]	[illegible]	[illegible]	[illegible]	[illegible]	[illegible]	[illegible]

See footnotes at end of table.

Table 11H.—ANALYSIS OF CASH AND CREDIT SALES AND BALANCES DUE FOR LARGE STORES AND MULTIUNITS—SELECTED STANDARD METROPOLITAN AREAS, BY KIND OF BUSINESS: 1948—Continued

[See text for explanatory material]

Metropolitan area and kind of business	Large stores and multiunits: Stores analyzing sales: Total: Stores (Number)	Total: Sales, entire year (Thousand dollars)	Stores with cash sales only: Number	Stores with cash sales only: Sales, entire year (Thousand dollars)	Stores with credit sales: Total: Stores (Number)	Stores with credit sales: Total: Sales, entire year (Thousand dollars)	Cash sales (Thousand dollars)	Charge account sales (Thousand dollars)	Installment sales (Thousand dollars)	Balances due from customers: On charge account sales: End of year (Thousand dollars)	On charge account sales: Beginning of year (Thousand dollars)	On installment sales: End of year (Thousand dollars)	On installment sales: Beginning of year (Thousand dollars)	Stores not analyzing sales: Number	Stores not analyzing sales: Sales, entire year (Thousand dollars)	Small single-unit stores: Number	Small single-unit stores: Sales, entire year (Thousand dollars)
CHICAGO, ILL.--Continued																	
Other retail stores	1,898	395,086	391	123,440	907	271,646	99,448	139,320	32,878	19,072	19,097	12,895	11,072	56	11,930	7,058	193,410
Fuel, fuel oil, ice dealers	392	141,376	48	7,417	[illegible]	133,959	38,566	92,683	2,710	11,573	11,154	450	428	16	7,163	566	19,442
Feed, farm, garden supply stores	43	11,603	7	731	36	10,871	6,305	4,566	...	423	408	...	...	...	...	110	3,707
Jewelry stores	210	42,740	47	3,997	163	38,743	15,670	10,070	13,003	[illegible]	2,411	5,428	4,472	8	679	605	18,224
Book, stationery stores	90	27,681	25	1,981	65	25,700	4,344	9,911	11,445	1,367	1,489	5,181	4,471	2	478	324	7,752
Sporting goods stores, bicycle stores	35	9,665	22	1,874	13	7,791	[illegible]	2,686	449	[illegible]	478	117	41	1	164	306	7,203
Florists	82	6,818	36	1,746	46	5,072	[illegible]	2,974	...	439	409	...	...	3	285	712	15,148
Music stores	56	15,786	27	5,869	29	9,917	3,698	2,767	[illegible]	371	790	[illegible]	[illegible]	...	...	266	6,434
Optical goods stores	32	2,367	6	104	[illegible]	2,263	1,438	812	13	154	129	2	4	...	...	28	609
Camera, photographic supply stores	35	7,834	17	2,333	18	5,501	3,513	1,152	836	98	95	182	151	3	313	108	3,571
All other retail stores	923	129,216	756	97,387	167	31,829	19,160	11,699	970	1,732	1,734	272	196	23	2,848	4,033	111,320
CINCINNATI, OHIO, total	[illegible]	638,545	1,468	[illegible]	1,046	[illegible]	[illegible]	158,347	[illegible]	[illegible]	[illegible]	[illegible]	10,900	32	[illegible]	7,568	238,720
Food group	796	141,347	588	[illegible]	208	[illegible]	[illegible]	[illegible]	[illegible]	1,211	1,068	[illegible]	17	8	469	[illegible]	[illegible]
Eating and drinking places	294	33,426	286	31,168	9	[illegible]	1,418	[illegible]	...	[illegible]	125	...	...	4	591	2,060	[illegible]
General merchandise group, general stores	92	127,685	71	[illegible]	21	109,226	[illegible]	[illegible]	[illegible]	[illegible]	[illegible]	5,454	4,091	2	19	168	[illegible]
Apparel group	257	53,461	165	[illegible]	92	[illegible]	[illegible]	[illegible]	[illegible]	[illegible]	2,135	937	715	1	33	412	11,489
Furniture, furnishings, appliance group	145	32,527	19	2,136	126	[illegible]	[illegible]	8,031	[illegible]	[illegible]	1,581	[illegible]	[illegible]	2	127	297	[illegible]
Automotive group	231	120,772	51	[illegible]	180	[illegible]	[illegible]	[illegible]	[illegible]	1,630	1,574	961	404	5	[illegible]	128	4,224
Gasoline service stations	118	11,216	55	[illegible]	[illegible]	[illegible]	[illegible]	1,416	[illegible]	[illegible]	121	...	...	1	110	617	[illegible]
Lumber, building, hardware group	152	41,905	16	1,636	[illegible]	[illegible]	[illegible]	26,927	[illegible]	(v)	[illegible]	(v)	(v)	...	...	205	[illegible]
Drug and proprietary stores	100	13,217	73	10,137	[illegible]	[illegible]	[illegible]	639	...	87	81	...	...	1	[illegible]	327	[illegible]
All other retail stores	329	62,439	144	[illegible]	[illegible]	[illegible]	[illegible]	[illegible]	[illegible]	[illegible]	3,220	[illegible]	1,503	8	427	851	[illegible]
CLEVELAND, OHIO, total	[illegible]	1,130,418	[illegible]	[illegible]	[illegible]	[illegible]	371,081	[illegible]	[illegible]	[illegible]	36,644	19,701	16,754	71	[illegible]	12,173	[illegible]
Food group	1,004	[illegible]	[illegible]	[illegible]	[illegible]	[illegible]	[illegible]	[illegible]	167	[illegible]	[illegible]	40	[illegible]	17	[illegible]	4,105	[illegible]
Grocery stores, without fresh meat	134	[illegible]	125	13,428	[illegible]	[illegible]	[illegible]	[illegible]	[illegible]	88	70	20	10	3	419	[illegible]	[illegible]
Grocery stores, with fresh meat	433	[illegible]	345	[illegible]	88	[illegible]	[illegible]	4,038	...	369	361	...	...	7	1,300	1,137	[illegible]
Candy, nut, confectionery stores	69	[illegible]	65	(x)	4	(x)	(x)	(x)	(x)	(x)	(x)	(x)	(x)	1	[illegible]	340	[illegible]
Dairy products stores, milk dealers	82	[illegible]	44	[illegible]	38	38,644	11,693	26,951	...	2,113	1,894	...	...	1	39	84	[illegible]
All other food stores	286	30,429	[illegible]	(x)	[illegible]	(x)	(x)	(x)	(x)	(x)	(x)	(x)	(x)	5	1,005	[illegible]	60,171
Eating and drinking places	[illegible]	[illegible]	[illegible]	[illegible]	17	[illegible]	[illegible]	[illegible]	...	[illegible]	[illegible]	...	...	16	[illegible]	[illegible]	[illegible]
General stores	...	...	...	...	...	...	...	...	...	...	...	...	...	...	...	[illegible]	98
General merchandise group	135	[illegible]	[illegible]	[illegible]	[illegible]	216,756	[illegible]	[illegible]	19,156	[illegible]	16,421	[illegible]	[illegible]	...	...	186	[illegible]
Department stores	15	213,125	...	...	15	213,125	100,278	93,779	[illegible]	[illegible]	[illegible]	4,677	4,324	...	...	...	...
Dry goods, general merchandise stores	34	5,173	16	1,542	18	3,631	[illegible]	542	88	[illegible]	59	[illegible]	12	...	...	[illegible]	[illegible]
Variety stores	[illegible]	[illegible]	3	[illegible]	...	...	...	...	...	...	...	...	...	...	...	[illegible]	[illegible]
Apparel group	[illegible]	[illegible]	[illegible]	[illegible]	[illegible]	[illegible]	[illegible]	[illegible]	[illegible]	[illegible]	3,488	[illegible]	[illegible]	[illegible]	[illegible]	[illegible]	[illegible]
Men's, boys' clothing, furnishings stores	81	[illegible]	[illegible]	[illegible]	22	8,384	[illegible]	[illegible]	717	[illegible]	[illegible]	[illegible]	[illegible]	...	...	[illegible]	[illegible]
Family clothing stores	[illegible]	[illegible]	15	[illegible]	11	[illegible]	[illegible]	[illegible]	[illegible]	[illegible]	[illegible]	[illegible]	[illegible]	...	...	[illegible]	[illegible]
Women's ready-to-wear stores	[illegible]	[illegible]	42	[illegible]	[illegible]	[illegible]	[illegible]	[illegible]	[illegible]	[illegible]	[illegible]	[illegible]	[illegible]	[illegible]	[illegible]	[illegible]	[illegible]
Other apparel accessory, specialty stores	[illegible]	[illegible]	[illegible]	(x)	1	(x)	(x)	(x)	(x)	(x)	(x)	(x)	(x)	...	...	[illegible]	[illegible]
Shoe stores	129	[illegible]	[illegible]	[illegible]	[illegible]	[illegible]	[illegible]	[illegible]	...	[illegible]	102	...	...	...	...	[illegible]	[illegible]
Custom tailors	[illegible]	[illegible]	[illegible]	[illegible]	[illegible]	[illegible]	[illegible]	[illegible]	[illegible]	[illegible]	30	[illegible]	[illegible]	...	...	[illegible]	[illegible]
Furriers, fur shops	[illegible]	[illegible]	1	(x)	[illegible]	(x)	(x)	(x)	(x)	(x)	(x)	(x)	(x)	...	...	[illegible]	[illegible]
All other apparel stores	[illegible]		[illegible]	[illegible]	[illegible]	[illegible]	454	[illegible]	[illegible]	[illegible]	21	[illegible]	[illegible]	...	...	71	[illegible]
Furniture, furnishings, appliance group	[illegible]	[illegible]	[illegible]	[illegible]	[illegible]	[illegible]	[illegible]	[illegible]	[illegible]	[illegible]	[illegible]	[illegible]	[illegible]	[illegible]	[illegible]	[illegible]	[illegible]
Furniture stores	[illegible]	[illegible]	[illegible]	[illegible]	[illegible]	[illegible]	6,348	[illegible]	[illegible]	[illegible]	[illegible]	[illegible]	[illegible]	...	...	[illegible]	[illegible]
Floor covering, drapery stores	[illegible]	[illegible]	[illegible]	[illegible]	[illegible]	[illegible]	[illegible]	[illegible]	[illegible]	[illegible]	218	[illegible]	[illegible]	...	...	[illegible]	[illegible]
Other home furnishing stores	[illegible]	[illegible]	[illegible]	[illegible]	[illegible]	[illegible]	[illegible]	1,771	[illegible]	[illegible]	[illegible]	[illegible]	[illegible]	1	[illegible]	11	[illegible]
Household appliance stores	[illegible]	[illegible]	[illegible]	(x)	40	(x)	(x)	(x)	(x)	(x)	(x)	(x)	(x)	[illegible]	[illegible]	[illegible]	[illegible]
Radio stores	14	[illegible]	[illegible]	(x)	11	(x)	(x)	(x)	(x)	(x)	(x)	(x)	(x)	1	888	[illegible]	[illegible]

[illegible]

Table 11H.—ANALYSIS OF CASH AND CREDIT SALES AND BALANCES DUE FOR LARGE STORES AND MULTIUNITS—SELECTED STANDARD METROPOLITAN AREAS, BY KIND OF BUSINESS: 1948—Continued

[See text for explanatory material]

Metropolitan area and kind of business	Large stores and multiunits: Stores analyzing sales: Total: Stores (Number)	Total: Sales, entire year (Thousand dollars)	Stores with cash sales only: Number	Stores with cash sales only: Sales, entire year (Thousand dollars)	Stores with credit sales: Total: Stores (Number)	Total: Sales, entire year (Thousand dollars)	Cash sales (Thousand dollars)	Charge account sales (Thousand dollars)	Installment sales (Thousand dollars)	Balances due from customers: On charge account sales: End of year (Thousand dollars)	On charge account sales: Beginning of year (Thousand dollars)	On installment sales: End of year (Thousand dollars)	On installment sales: Beginning of year (Thousand dollars)	Stores not analyzing sales: Number	Stores not analyzing sales: Sales, entire year (Thousand dollars)	Small single-unit stores: Number	Small single-unit stores: Sales, entire year (Thousand dollars)
CLEVELAND, OHIO—Continued																	
Automotive group	[illegible]	[illegible]	[illegible]	[illegible]	[illegible]	181,045	141,097	27,460	12,488	8,321	4,136	664	256	[illegible]	[illegible]	[illegible]	[illegible]
Motor vehicle (new and used) dealers	[illegible]	[illegible]	[illegible]	8,568	187	164,840	133,640	24,343	8,457	1,962	1,822	294	62	[illegible]	[illegible]	19	[illegible]
Motor vehicle (used) dealers	68	25,346	51	10,812	17	8,535	5,158	699	2,678	87	68	3	8	4	[illegible]	[illegible]	[illegible]
Tire, battery, accessory dealers	[illegible]	[illegible]	4	(x)	[illegible]	(x)	(x)	(x)	(x)	(x)	(x)	(x)	(x)	...	...	[illegible]	[illegible]
All other automotive dealers	[illegible]	[illegible]	[illegible]	(x)	[illegible]	(x)	(x)	(x)	(x)	(x)	(x)	(x)	(x)	...	...	[illegible]	[illegible]
Gasoline service stations	[illegible]	18,845	38	[illegible]	41	14,610	11,925	2,463	(v)	299	254	(v)	(v)	5	[illegible]	[illegible]	[illegible]
Lumber, building, hardware group	[illegible]	[illegible]	45	[illegible]	107	75,075	13,913	58,893	(v)	5,561	5,421	(v)	(v)	1	[illegible]	[illegible]	[illegible]
Lumber yards, building materials dealers	[illegible]	[illegible]	3	221	93	66,631	7,309	52,071	(v)	5,619	4,754	(v)	(v)	...	...	[illegible]	[illegible]
Plumbing, paint, electrical stores	[illegible]	[illegible]	[illegible]	1,441	24	5,399	1,430	3,780	(v)	371	322	(v)	(v)	...	...	113	[illegible]
Hardware stores	49	8,788	12	878	37	7,910	4,502	2,527	(v)	418	307	(v)	(v)	...	...	[illegible]	[illegible]
Farm equipment dealers	8	1,235	...	...	8	1,235	670	515	50	53	38	...	...	1	122	[illegible]	[illegible]
Drug and proprietary stores	[illegible]	[illegible]	189	31,626	31	5,343	4,562	781	...	108	103	...	...	1	120	359	[illegible]
Other retail stores	[illegible]	[illegible]	176	[illegible]	[illegible]	49,285	19,892	23,857	5,536	3,472	4,010	3,167	2,635	17	3,466	[illegible]	[illegible]
Fuel, fuel oil, ice dealers	[illegible]	[illegible]	[illegible]	(x)	[illegible]	(x)	(x)	(x)	(x)	(x)	(x)	(x)	(x)	[illegible]	[illegible]	[illegible]	[illegible]
Feed, farm, garden supply stores	[illegible]	[illegible]	[illegible]	682	[illegible]	3,641	1,865	1,734	42	155	158	8	5	...	...	[illegible]	[illegible]
Jewelry stores	[illegible]	[illegible]	8	413	[illegible]	[illegible]	2,354	2,138	[illegible]	530	571	1,276	1,075	1	[illegible]	174	[illegible]
Book, stationery stores	30	[illegible]	2	(x)	28	(x)	(x)	(x)	(x)	(x)	(x)	(x)	(x)	...	...	[illegible]	[illegible]
Sporting goods stores, bicycle stores	[illegible]	3,029	[illegible]	1,205	10	1,824	1,271	532	[illegible]	110	83	3	3	...	...	57	[illegible]
Florists	[illegible]	[illegible]	7	164	18	1,750	709	1,041	...	176	153	...	...	1	23	218	[illegible]
Music stores	11	1,586	[illegible]	668	5	[illegible]	477	208	233	10	18	146	176	1	275	[illegible]	[illegible]
Optical goods stores	11	[illegible]	2	(x)	[illegible]	(x)	(x)	(x)	(x)	(x)	(x)	(x)	(x)	...	...	22	[illegible]
Camera, photographic supply stores	14	[illegible]	[illegible]	722	5	[illegible]	[illegible]	655	...	86	81	...	...	...	...	35	[illegible]
All other retail stores	[illegible]	[illegible]	129	38,107	39	[illegible]	[illegible]	[illegible]	294	[illegible]	[illegible]	39	39	...	...	[illegible]	[illegible]
COLUMBUS, OHIO, total	[illegible]	[illegible]	[illegible]	[illegible]	[illegible]	268,794	131,966	96,652	40,176	13,991	13,045	12,400	10,160	32	[illegible]	[illegible]	[illegible]
Food group	[illegible]	[illegible]	264	55,144	81	21,770	12,241	9,309	220	608	556	47	36	17	535	[illegible]	[illegible]
Eating and drinking places	[illegible]	[illegible]	[illegible]	(x)	[illegible]	(x)	(x)	(x)	(x)	(x)	(x)	(x)	(x)	...	...	[illegible]	[illegible]
General merchandise group, general stores	65	[illegible]	50	[illegible]	15	[illegible]	[illegible]	[illegible]	[illegible]	[illegible]	[illegible]	[illegible]	[illegible]	...	...	[illegible]	[illegible]
Apparel group	[illegible]	[illegible]	[illegible]	[illegible]	[illegible]	[illegible]	[illegible]	[illegible]	[illegible]	[illegible]	[illegible]	[illegible]	[illegible]	...	...	[illegible]	[illegible]
Furniture, furnishings, appliance group	[illegible]	[illegible]	[illegible]	[illegible]	[illegible]	[illegible]	[illegible]	[illegible]	[illegible]	[illegible]	[illegible]	[illegible]	[illegible]	[illegible]	[illegible]	[illegible]	[illegible]
Automotive group	[illegible]	[illegible]	[illegible]	[illegible]	[illegible]	[illegible]	[illegible]	[illegible]	[illegible]	[illegible]	[illegible]	[illegible]	[illegible]	[illegible]	[illegible]	[illegible]	[illegible]
Gasoline service stations	[illegible]	[illegible]	[illegible]	[illegible]	[illegible]	[illegible]	[illegible]	[illegible]	[illegible]	[illegible]	[illegible]	[illegible]	[illegible]	[illegible]	[illegible]	[illegible]	[illegible]
Lumber, building, hardware group	[illegible]	[illegible]	[illegible]	[illegible]	[illegible]	[illegible]	[illegible]	[illegible]	[illegible]	[illegible]	[illegible]	[illegible]	[illegible]	[illegible]	[illegible]	[illegible]	[illegible]
Drug and proprietary stores	[illegible]	[illegible]	[illegible]	[illegible]	[illegible]	[illegible]	[illegible]	[illegible]	[illegible]	[illegible]	[illegible]	[illegible]	[illegible]	[illegible]	[illegible]	[illegible]	[illegible]
All other retail stores	[illegible]	[illegible]	[illegible]	[illegible]	[illegible]	[illegible]	[illegible]	[illegible]	[illegible]	[illegible]	[illegible]	[illegible]	[illegible]	[illegible]	[illegible]	[illegible]	[illegible]
DALLAS, TEX., total	[illegible]	[illegible]	[illegible]	[illegible]	[illegible]	[illegible]	[illegible]	[illegible]	[illegible]	[illegible]	[illegible]	[illegible]	[illegible]	[illegible]	[illegible]	[illegible]	[illegible]
Food group	[illegible]	[illegible]	[illegible]	[illegible]	[illegible]	[illegible]	[illegible]	[illegible]	[illegible]	[illegible]	[illegible]	[illegible]	[illegible]	[illegible]	[illegible]	[illegible]	[illegible]
Eating and drinking places	[illegible]	[illegible]	[illegible]	[illegible]	[illegible]	[illegible]	[illegible]	[illegible]	[illegible]	[illegible]	[illegible]	[illegible]	[illegible]	[illegible]	[illegible]	[illegible]	[illegible]
General merchandise group, general stores	[illegible]	[illegible]	[illegible]	[illegible]	[illegible]	[illegible]	[illegible]	[illegible]	[illegible]	[illegible]	[illegible]	[illegible]	[illegible]	[illegible]	[illegible]	[illegible]	[illegible]
Apparel group	[illegible]	[illegible]	[illegible]	[illegible]	[illegible]	[illegible]	[illegible]	[illegible]	[illegible]	[illegible]	[illegible]	[illegible]	[illegible]	[illegible]	[illegible]	[illegible]	[illegible]
Furniture, furnishings, appliance group	[illegible]	[illegible]	[illegible]	[illegible]	[illegible]	[illegible]	[illegible]	[illegible]	[illegible]	[illegible]	[illegible]	[illegible]	[illegible]	[illegible]	[illegible]	[illegible]	[illegible]
Automotive group	[illegible]	[illegible]	[illegible]	[illegible]	[illegible]	[illegible]	[illegible]	[illegible]	[illegible]	[illegible]	[illegible]	[illegible]	[illegible]	[illegible]	[illegible]	[illegible]	[illegible]
Gasoline service stations	[illegible]	[illegible]	[illegible]	[illegible]	[illegible]	[illegible]	[illegible]	[illegible]	[illegible]	[illegible]	[illegible]	[illegible]	[illegible]	[illegible]	[illegible]	[illegible]	[illegible]
Lumber, building, hardware group	[illegible]	[illegible]	[illegible]	[illegible]	[illegible]	[illegible]	[illegible]	[illegible]	[illegible]	[illegible]	[illegible]	[illegible]	[illegible]	[illegible]	[illegible]	[illegible]	[illegible]
Drug and proprietary stores	[illegible]	[illegible]	[illegible]	[illegible]	[illegible]	[illegible]	[illegible]	[illegible]	[illegible]	[illegible]	[illegible]	[illegible]	[illegible]	[illegible]	[illegible]	[illegible]	[illegible]
All other retail stores	[illegible]	[illegible]	[illegible]	[illegible]	[illegible]	[illegible]	[illegible]	[illegible]	[illegible]	[illegible]	[illegible]	[illegible]	[illegible]	[illegible]	[illegible]	[illegible]	[illegible]

See footnotes at end of table.

Table 11H.—ANALYSIS OF CASH AND CREDIT SALES AND BALANCES DUE FOR LARGE STORES AND MULTIUNITS—SELECTED STANDARD METROPOLITAN AREAS, BY KIND OF BUSINESS: 1948—Continued

[See text for explanatory material]

Metropolitan area and kind of business	Large stores and multiunits														Small single-unit stores	
	Stores analyzing sales												Stores not analyzing sales			
	Total		Stores with cash sales only		Stores with credit sales											
					Total					Balances due from customers						
										On charge account sales		On installment sales				
	Stores (Number)	Sales, entire year (Thousand dollars)	Number	Sales, entire year (Thousand dollars)	Stores (Number)	Sales, entire year (Thousand dollars)	Cash sales (Thousand dollars)	Charge account sales (Thousand dollars)	Installment sales (Thousand dollars)	End of year (Thousand dollars)	Beginning of year (Thousand dollars)	End of year (Thousand dollars)	Beginning of year (Thousand dollars)	Number	Sales, entire year (Thousand dollars)	Number	Sales, entire year (Thousand dollars)
DAVENPORT, IOWA-ROCK ISLAND-MOLINE, ILL., total	773	182,722	378	55,586	395	127,136	68,605	45,173	13,358	6,981	6,065	3,088	2,243	7	2,749	1,852	61,268
Food group	151	34,297	103	22,360	48	11,937	7,615	4,252	(v)	325	280	(v)	(v)	...	...	466	18,015
Eating and drinking places	110	7,625	107	(x)	3	(x)	(x)	(x)	(x)	(x)	(x)	(x)	(x)	2	258	646	18,537
General merchandise group, general stores	36	34,652	18	7,423	18	27,229	14,048	8,894	4,287	1,872	1,710	968	824	1	1,704	26	720
Apparel group	68	11,524	31	3,881	37	7,643	4,228	2,811	604	576	511	161	132	...	...	60	2,269
Furniture, furnishings, appliance group	54	9,765	4	(x)	50	(x)	(x)	(x)	(x)	(x)	(x)	(x)	(x)	...	...	48	1,675
Automotive group	85	40,420	15	3,685	70	36,735	25,196	7,627	3,912	643	528	535	290	1	378	51	1,893
Gasoline service stations	50	5,023	28	1,916	22	3,107	2,350	753	(v)	78	65	(v)	(v)	1	90	241	8,009
Lumber, building, hardware group	65	17,193	4	(x)	61	(x)	(x)	(x)	(x)	(x)	(x)	(x)	(x)	...	...	66	2,302
Drug and proprietary stores	35	5,935	18	3,437	17	2,498	2,211	287	...	53	49	...	...	...	...	38	1,708
All other retail stores	119	16,288	50	4,978	69	11,310	5,158	5,485	667	846	813	435	322	2	319	210	6,140
DAYTON, OHIO, total	1,215	342,449	727	121,008	488	221,441	116,159	77,198	28,084	11,360	9,727	5,432	3,897	42	6,402	2,705	97,765
Food group	340	77,036	276	52,948	64	24,088	13,398	10,489	201	483	445	57	27	9	1,238	766	27,960
Eating and drinking places	153	15,978	153	15,978	...	...	...	...	...	...	...	...	...	6	628	677	24,735
General merchandise group, general stores	40	69,811	31	8,170	9	61,641	32,650	22,559	6,432	4,433	3,659	1,261	760	...	...	58	1,648
Apparel group	102	29,199	62	9,638	40	19,561	8,436	9,452	1,673	2,081	1,829	777	685	...	...	110	3,437
Furniture, furnishings, appliance group	74	17,623	10	1,008	64	16,615	4,069	4,027	8,519	718	671	2,229	1,728	4	808	102	2,684
Automotive group	133	61,996	29	6,578	104	55,418	37,467	8,556	4,395	703	464	587	268	2	467	83	3,356
Gasoline service stations	68	8,209	29	2,970	39	5,239	4,067	1,124	(v)	163	149	(v)	(v)	6	563	345	14,384
Lumber, building, hardware group	83	19,208	12	1,219	71	17,989	6,047	11,356	(v)	1,624	1,367	(v)	(v)	1	123	111	4,591
Drug and proprietary stores	56	12,067	49	10,559	7	1,508	1,296	212	...	23	23	...	...	4	542	81	4,181
All other retail stores	166	31,322	76	11,940	90	19,382	8,729	9,423	1,230	1,132	1,120	437	400	10	2,033	372	10,789
DENVER, COLO., total	1,297	460,828	640	132,112	657	328,716	186,000	103,445	39,271	15,654	13,931	14,121	12,360	41	5,722	4,084	128,151
Food group	301	87,814	195	53,591	106	34,223	26,389	7,660	174	691	641	36	30	9	1,548	970	28,961
Eating and drinking places	146	19,099	142	(x)	4	(x)	(x)	(x)	(x)	(x)	(x)	(x)	(x)	10	849	819	26,009
General merchandise group, general stores	42	119,412	27	14,537	15	105,375	63,725	28,084	13,566	5,548	4,951	6,992	6,276	...	...	93	2,291
Apparel group	105	32,493	58	9,795	47	22,648	10,540	9,847	2,311	1,878	1,753	675	686	...	...	191	4,751
Furniture, furnishings, appliance group	102	23,006	12	1,053	90	21,953	6,805	6,303	8,845	1,212	1,160	2,612	2,265	3	895	181	5,304
Automotive group	168	93,247	46	12,575	122	80,672	51,276	19,113	10,283	2,005	1,671	1,975	1,515	4	929	120	5,654
Gasoline service stations	68	7,291	33	2,266	35	5,025	3,154	1,799	(v)	211	186	(v)	(v)	11	1,097	593	19,466
Lumber, building, hardware group	122	32,266	13	2,665	109	29,601	8,575	20,400	(v)	2,661	2,197	(v)	(v)	2	221	176	5,834
Drug and proprietary stores	90	18,079	59	13,028	31	5,051	4,061	990	...	147	131	...	...	...	...	164	8,542
All other retail stores	153	27,621	56	(x)	98	(x)	(x)	(x)	(x)	(x)	(x)	(x)	(x)	2	183	777	21,291
DES MOINES, IOWA, total	615	210,842	305	57,138	310	153,704	81,949	57,756	13,999	8,648	7,678	4,395	3,601	17	3,499	2,705	52,230
Food group	149	33,235	96	19,849	53	13,386	7,317	6,013	56	587	516	16	15	6	1,633	430	14,789
Eating and drinking places	76	5,412	75	(x)	1	(x)	(x)	(x)	(x)	(x)	(x)	(x)	(x)	1	180	477	12,128
General merchandise group, general stores	19	43,459	10	7,678	9	35,781	20,029	13,066	2,686	2,460	1,940	983	679	...	...	25	681
Apparel group	58	17,808	30	3,918	28	13,890	7,449	6,058	483	1,106	1,054	150	162	1	289	51	1,674
Furniture, furnishings, appliance group	31	12,465	3	(x)	28	(x)	(x)	(x)	(x)	(x)	(x)	(x)	(x)	...	...	64	2,077
Automotive group	83	43,403	26	10,292	57	39,111	26,565	9,468	3,078	893	763	593	341	3	601	45	2,0..
Gasoline service stations	34	4,050	21	1,672	13	2,378	1,668	710	...	104	86	...	...	2	260	243	7,74
Lumber, building, hardware group	64	15,463	7	802	57	14,661	3,945	10,183	533	1,339	1,220	132	196	2	404	69	2,85.
Drug and proprietary stores	17	4,016	6	853	11	3,163	2,799	364	...	49	44	...	...	1	104	87	4,04
All other retail stores	84	25,831	31	6,407	53	19,124	8,554	9,013	1,557	1,342	1,409	567	503	1	18	214	5,44.

See footnotes at end of table

Table 11H.—ANALYSIS OF CASH AND CREDIT SALES AND BALANCES DUE FOR LARGE STORES AND MULTIUNITS SELECTED STANDARD METROPOLITAN AREAS, BY KIND OF BUSINESS, 1948—Continued

[See text for explanatory material]

Metropolitan area and kind of business	Large stores and multiunits: Total: Stores (Number)	Total: Sales, entire year (Thousand dollars)	Stores analyzing sales: Stores with cash sales only: Number	Stores with cash sales only: Sales, entire year (Thousand dollars)	Stores with credit sales: Total: Stores (Number)	Stores with credit sales: Total: Sales, entire year (Thousand dollars)	Cash sales (Thousand dollars)	Charge account sales (Thousand dollars)	Installment sales (Thousand dollars)	Balances due from customers: On charge account sales: End of year (Thousand dollars)	On charge account sales: Beginning of year (Thousand dollars)	On installment sales: End of year (Thousand dollars)	On installment sales: Beginning of year (Thousand dollars)	Stores not analyzing sales: Number	Stores not analyzing sales: Sales, entire year (Thousand dollars)	Small single-unit stores: Number	Small single-unit stores: Sales, entire year (Thousand dollars)
DETROIT, MICH.	[illegible]	[illegible]	[illegible]	[illegible]	[illegible]	1,[illegible],261	83[illegible],7[illegible]8	[illegible]	[illegible]	[illegible],[illegible]11	[illegible]	[illegible]	[illegible]	[illegible]	[illegible]	[illegible]	[illegible]
Food group	[illegible]	[illegible]	[illegible]	[illegible]	[illegible]	11[illegible]	77,[illegible]1[illegible]	34,[illegible]	7[illegible]8	[illegible],512	2,195	231	1[illegible]3	98	11,8[illegible]7	[illegible]	[illegible]
Grocery stores, without fresh meat	[illegible]	[illegible]	[illegible]	[illegible]	14	[illegible]	1,80[illegible]	213	18	63	[illegible]	...	...	[illegible]	[illegible]	[illegible]	[illegible]
Grocery stores, with fresh meat	[illegible]	[illegible]	[illegible]	[illegible]	1[illegible]	[illegible]	[illegible],577	1,702	[illegible]	[illegible]84	487	...	...	[illegible]	[illegible]	[illegible]	[illegible]
Candy, nut, confectionery stores	[illegible]	[illegible]	[illegible]	(x)	[illegible]	(x)	(x)	(x)	(x)	(x)	(x)	(x)	(x)	1	...	[illegible]	[illegible]
Dairy products stores, milk dealers	[illegible]	[illegible]	[illegible]	[illegible]	34	[illegible],8[illegible]	12,167	27,7[illegible]3	...	1,716	1,535	...	...	4	[illegible]	[illegible]	[illegible]
All other food stores	[illegible]	1,[illegible]	[illegible]	(x)	[illegible]	(x)	(x)	(x)	(x)	(x)	(x)	(x)	(x)	14	1,[illegible]	979	[illegible]
Eating and drinking places	[illegible]	[illegible]	[illegible]	[illegible],5[illegible]7	1[illegible]	[illegible],79[illegible]	7,253	531	...	[illegible]2	[illegible]2	...	...	[illegible]	[illegible]	[illegible]	[illegible]
General stores	[illegible]	(x)	...	...	2	(x)	(x)	(x)	(x)	(x)	(x)	(x)	(x)	...	...	[illegible]	[illegible]
General merchandise group	[illegible]	(x)	1[illegible]	(x)	[illegible]	(x)	(x)	(x)	(x)	(x)	(x)	(x)	(x)	3	265	[illegible]	[illegible]
Department stores	[illegible]	[illegible]	1[illegible]	[illegible]	[illegible]	[illegible]	1[illegible]	85,5[illegible]1	5[illegible],[illegible]71	1[illegible],726	14,[illegible]85	1[illegible],[illegible]	[illegible],[illegible]28	...	...	...	[illegible]
Dry goods, general merchandise stores	4[illegible]	[illegible]	[illegible]	3,9[illegible]4	7	3,3[illegible]	[illegible],852	[illegible]02	...	154	14[illegible]	...	...	2	80	17[illegible]	[illegible]
Variety stores	[illegible]	(x)	[illegible]	(x)	[illegible]	(x)	(x)	(x)	(x)	(x)	(x)	(x)	(x)	1	125	18[illegible]	(x)
Apparel group	29[illegible]	1[illegible]	[illegible]	[illegible]	[illegible]	[illegible]	51,[illegible]	37,060	1[illegible],84[illegible]	[illegible],7[illegible]	6,723	[illegible]	[illegible]	45	6,51[illegible]	[illegible]	[illegible]
Men's, boys' clothing, furnishings stores	[illegible]	[illegible]	1[illegible]	[illegible]	[illegible]	[illegible]	18,399	8,439	[illegible]	1,615	1,[illegible]	[illegible]	131	7	[illegible]	24[illegible]	[illegible]
Family clothing stores	[illegible]	[illegible]	19	[illegible]	30	1[illegible]	7,4[illegible]4	[illegible],564	[illegible],[illegible]37	1,788	1,[illegible]	1,[illegible]	1,[illegible]	5	482	1[illegible]	[illegible]
Women's ready-to-wear stores	2[illegible]	[illegible]	182	3[illegible]	[illegible]1	[illegible]	20,[illegible]37	1[illegible],9[illegible]	(v)	[illegible],[illegible]55	3,126	(v)	(v)	20	[illegible],[illegible]76	2[illegible]5	[illegible]
Other apparel accessory, specialty stores	11[illegible]	[illegible]	110	[illegible],[illegible]50	5	844	700	144	...	10	13	...	...	1	123	151	[illegible]
Shoe stores	[illegible]19	[illegible]	[illegible]	[illegible],384	1[illegible]	4,147	3,170	1,027	...	121	122	...	...	4	614	[illegible]	7,[illegible]
Custom tailors	10	[illegible]	[illegible]	(x)	[illegible]	(x)	(x)	(x)	(x)	(x)	(x)	(x)	(x)	3	155	[illegible]	[illegible]
Furriers, fur shops	13	[illegible]	...	...	13	[illegible],714	1,164	2,[illegible]	[illegible],[illegible]01	305	257	[illegible]78	[illegible]	...	...	50	1,[illegible]
All other apparel stores	28	[illegible],112	24	(x)	4	(x)	(x)	(x)	(x)	(x)	(x)	(x)	(x)	5	443	148	[illegible]
Furniture, furnishings, appliance group	[illegible]	11[illegible]	[illegible]	11,114	402	[illegible],921	3[illegible],160	22,87[illegible]	44,886	3,300	2,460	12,371	[illegible],981	[illegible]	3,702	84[illegible]	[illegible]
Furniture stores	188	48,[illegible]	1[illegible]	[illegible],683	17[illegible]	4[illegible],664	11,489	7,793	26,382	1,414	1,046	7,82[illegible]	[illegible],416	12	[illegible]	21[illegible]	8,[illegible]
Floor covering, drapery stores	[illegible]	15,[illegible]	30	4,[illegible]13	[illegible]	11,917	[illegible],624	5,89[illegible]	401	638	474	[illegible]98	86	7	9[illegible]	116	[illegible]
Other home furnishing stores	[illegible]	[illegible],[illegible]66	1[illegible]	1,692	2[illegible]	[illegible],[illegible]74	1,[illegible]80	[illegible],283	3,011	134	127	1,[illegible]25	7[illegible]	1	117	14[illegible]	[illegible]
Household appliance stores	18[illegible]	[illegible],[illegible]65	24	2,299	16[illegible]	34,466	12,572	7,720	14,174	1,093	785	3,[illegible]	[illegible],[illegible]15	[illegible]	[illegible],018	[illegible]01	7,[illegible]24
Radio stores	[illegible]3	[illegible],[illegible]27	[illegible]	427	7	1,600	445	187	(v)	21	28	(v)	(v)	...	...	166	3,[illegible]
Automotive group	[illegible]	[illegible]	[illegible]24	85,471	[illegible]	[illegible]95,98[illegible]	38[illegible],164	[illegible]2,698	[illegible],[illegible]18	[illegible],126	[illegible]	1,[illegible]11	[illegible],147	39	18,61[illegible]	385	[illegible]
Motor vehicle (new and used) dealers	[illegible]	[illegible]	[illegible]3	3[illegible],14[illegible]	373	[illegible]37,8[illegible]	354,[illegible]	52,562	30,8[illegible]1	5,1[illegible]3	3,95[illegible]	396	[illegible]45	13	1[illegible]	2[illegible]	[illegible]
Motor vehicle (used) dealers	[illegible]	[illegible],507	139	45,[illegible]91	70	35,[illegible]	[illegible],179	3,442	11,395	165	32	512	268	21	4,557	1[illegible]3	[illegible]
Tire, battery, accessory dealers	86	1[illegible],[illegible]	4	(x)	[illegible]2	(x)	(x)	(x)	(x)	(x)	(x)	(x)	(x)	[illegible]	718	13[illegible]	[illegible]
All other automotive dealers	25	[illegible],344	[illegible]	(x)	17	(x)	(x)	(x)	(x)	(x)	(x)	(x)	(x)	2	[illegible]	63	1,[illegible]
Gasoline service stations	[illegible]	[illegible]8,255	148	20,328	144	17,9[illegible]	14,539	3,298	(v)	3[illegible]8	274	(v)	(v)	[illegible]7	[illegible],334	[illegible],597	[illegible],28[illegible]
Lumber, building, hardware group	[illegible]	138,501	77	11,420	366	127,[illegible]81	[illegible]5,953	86,802	(v)	12,157	11,518	(v)	(v)	1[illegible]	1,700	[illegible]	33,888
Lumber yards, building materials dealers	[illegible]	1[illegible]	17	3,638	198	[illegible],[illegible]48	21,245	73,48[illegible]	(v)	10,651	10,[illegible]83	(v)	(v)	5	700	98	[illegible]
Plumbing, paint, electrical stores	1[illegible]1	15,[illegible]61	14	2,[illegible]14	87	13,[illegible]	4,557	7,824	(v)	749	701	(v)	(v)	7	563	254	8,[illegible]58
Hardware stores	1[illegible]	17,[illegible]77	41	4,834	6[illegible]	1[illegible],843	8,296	4,073	(v)	628	442	(v)	(v)	2	227	580	19,577
Farm equipment dealers	[illegible]	4,47[illegible]	5	934	15	3,543	1,855	1,423	(v)	129	92	(v)	(v)	2	2[illegible]0	32	1,[illegible]44
Drug and proprietary stores	[illegible]	1[illegible],168	[illegible]33	92,234	47	7,934	[illegible],610	1,324	...	189	169	...	...	17	2,395	621	2[illegible],1[illegible]
Other retail stores	[illegible]	1[illegible]	[illegible]	[illegible]	[illegible]01	10[illegible],[illegible]41	[illegible],564	[illegible],655	12,422	[illegible],209	5,924	5,379	[illegible],187	42	8,096	2,511	61,89[illegible]
Fuel, fuel oil, ice dealers	[illegible]60	[illegible]	13	2,63[illegible]	147	52,482	28,[illegible]	23,975	86	2,840	2,851	14	13	1[illegible]	3,954	212	[illegible],251
Feed, farm, garden supply stores	3[illegible]	[illegible]	11	1,223	25	5,2[illegible]7	2,54[illegible]	2,684	...	257	185	...	...	3	82[illegible]	115	3,2[illegible]
Jewelry stores	1[illegible]	1[illegible],93[illegible]	1[illegible]	878	[illegible]9	17,[illegible]56	7,24[illegible]	4,409	5,401	1,404	1,297	2,327	1,885	7	1,02[illegible]	[illegible]	8,22[illegible]
Book, stationery stores	28	[illegible]	...	...	28	8,245	1,346	5,14[illegible]	1,[illegible]50	573	599	1,[illegible]70	1,213	...	...	[illegible]	[illegible]
Sporting goods stores, bicycle stores	14	[illegible]	[illegible]	373	[illegible]	4,220	2,680	1,531	[illegible]	181	211	2	2	...	...	127	[illegible],151
Florists	32	[illegible]	17	7[illegible]	15	1,54[illegible]	445	1,0[illegible]	...	211	201	...	...	4	[illegible]	343	[illegible]
Music stores	33	8,[illegible]	10	511	23	[illegible],893	[illegible],105	[illegible]84	4,804	106	93	1,466	981	1	1[illegible]	[illegible]3	1,[illegible]12
Optical goods stores	13	[illegible]35	[illegible]	(x)	10	(x)	(x)	(x)	(x)	(x)	(x)	(x)	(x)	...	...	18	558
Camera, photographic supply stores	10	[illegible],415	1	(x)	9	(x)	(x)	(x)	(x)	(x)	(x)	(x)	(x)	[illegible]	262	49	1,802
All other retail stores	[illegible]07	33,018	161	27,009	46	[illegible],009	2,7[illegible]	2,955	310	518	371	82	81	9	1,468	1,222	28,017

See footnotes at end of table.

Table 11H.—ANALYSIS OF CASH AND CREDIT SALES AND BALANCES DUE FOR LARGE STORES AND MULTIUNITS—SELECTED STANDARD METROPOLITAN AREAS, BY KIND OF BUSINESS: 1948—Continued

[See text for explanatory material]

Metropolitan area and kind of business	Large stores and multiunits													Stores not analyzing sales		Small single-unit stores	
	Stores analyzing sales																
	Total		Stores with cash sales only		Stores with credit sales												
					Total					Balances due from customers							
										On charge account sales		On installment sales					
	Stores (Number)	Sales, entire year (Thousand dollars)	Number	Sales, entire year (Thousand dollars)	Stores (Number)	Sales, entire year (Thousand dollars)	Cash sales (Thousand dollars)	Charge account sales (Thousand dollars)	Installment sales (Thousand dollars)	End of year (Thousand dollars)	Beginning of year (Thousand dollars)	End of year (Thousand dollars)	Beginning of year (Thousand dollars)	Number	Sales, entire year (Thousand dollars)	Number	Sales, entire year (Thousand dollars)
DULUTH, MINN.-SUPERIOR, WIS., total	805	167,916	279	36,564	526	131,352	65,338	53,169	12,845	7,267	6,502	2,573	2,161	6	934	2,470	70,009
Food group	219	39,649	90	14,096	129	25,453	12,397	12,944	112	1,006	925	26	16	3	375	732	21,987
Eating and drinking places	54	4,740	53	(x)	1	(x)	(x)	(x)	(x)	(x)	(x)	(x)	(x)	1	115	655	14,315
General merchandise group, general stores	66	27,788	36	6,762	30	21,026	12,009	6,316	2,701	1,179	1,048	565	461	...	...	72	2,438
Apparel group	94	17,974	34	2,472	60	15,502	8,837	5,738	927	1,263	1,135	284	279	...	...	122	3,798
Furniture, furnishings, appliance group	61	9,091	3	(x)	58	(x)	(x)	(x)	(x)	(x)	(x)	(x)	(x)	...	...	62	2,259
Automotive group	108	37,799	12	2,075	96	35,724	20,968	10,632	4,124	1,068	872	156	141	1	230	61	2,795
Gasoline service stations	39	3,345	12	602	27	2,743	1,380	1,361	(y)	167	136	(y)	(y)	...	...	317	8,523
Lumber, building, hardware group	59	10,625	2	(x)	57	(x)	(x)	(x)	(x)	(x)	(x)	(x)	(x)	...	...	85	3,312
Drug and proprietary stores	20	4,090	8	2,503	12	1,587	1,309	278	...	55	59	...	...	...	...	51	2,328
All other retail stores	85	12,915	29	2,938	56	9,977	3,170	6,336	471	928	910	261	208	1	214	313	8,254
ERIE, PA., total	538	152,020	275	53,646	263	98,374	52,910	32,522	12,942	3,859	3,348	2,781	2,187	19	3,004	1,970	60,217
Food group	132	34,657	94	24,252	38	10,405	5,640	4,570	195	303	281	39	28	3	250	641	19,313
Eating and drinking places	48	3,696	48	3,696	...	...	...	...	...	...	...	...	...	5	483	410	11,147
General merchandise group, general stores	17	25,062	10	4,267	7	20,795	12,338	4,680	3,777	716	559	636	510	...	...	43	1,420
Apparel group	69	14,418	46	7,907	23	6,511	3,192	2,588	731	502	450	195	162	1	13	94	3,108
Furniture, furnishings, appliance group	34	10,105	2	(x)	32	(x)	(x)	(x)	(x)	(x)	(x)	(x)	(x)	...	...	86	2,724
Automotive group	80	31,253	11	2,588	69	28,665	20,945	6,089	1,631	468	382	175	103	2	487	34	1,676
Gasoline service stations	18	1,888	6	309	12	1,579	963	613	(y)	49	54	(y)	(y)	1	105	247	7,883
Lumber, building, hardware group	46	12,294	10	1,274	36	11,020	2,906	7,818	206	882	782	33	42	...	...	99	3,262
Drug and proprietary stores	19	2,997	17	(x)	2	(x)	(x)	(x)	(x)	(x)	(x)	(x)	(x)	...	...	38	1,760
All other retail stores	75	15,650	31	6,612	44	9,038	4,661	3,782	595	500	453	211	182	7	1,666	279	7,324
FLINT, MICH., total	623	177,801	335	65,510	288	112,291	68,791	30,179	13,321	4,252	3,981	2,922	2,379	18	3,015	2,153	65,908
Food group	147	43,991	116	31,479	31	12,512	10,473	1,852	187	427	379	35	33	5	723	552	19,059
Eating and drinking places	49	2,989	49	2,989	...	...	...	...	...	...	...	...	...	1	116	521	12,435
General merchandise group, general stores	36	32,016	19	8,007	17	24,009	8,102	2,217	3,690	351	289	285	229	...	...	48	1,343
Apparel group	67	14,397	35	5,144	32	9,143	5,470	2,317	856	411	359	404	355	...	...	85	2,629
Furniture, furnishings, appliance group	38	9,572	3	(x)	35	(x)	(x)	(x)	(x)	(x)	(x)	(x)	(x)	1	120	88	2,314
Automotive group	80	43,935	26	6,990	54	36,945	28,693	5,682	2,570	410	388	494	313	5	1,342	80	3,452
Gasoline service stations	40	4,118	17	1,571	23	2,547	1,929	565	53	65	50	3	7	2	400	341	11,753
Lumber, building, hardware group	70	17,634	16	1,181	54	16,453	9,334	10,446	668	1,583	1,481	69	57	...	...	156	5,676
Drug and proprietary stores	36	6,170	31	(x)	5	(x)	(x)	(x)	(x)	(x)	(x)	(x)	(x)	2	272	62	3,050
All other retail stores	70	17,089	23	2,562	47	10,527	5,321	4,303	903	594	602	417	355	2	286	326	5,694
FORT WORTH, TEX., total	863	314,305	491	83,905	372	230,400	126,146	64,408	39,846	10,229	8,603	19,770	14,701	28	7,401	2,432	80,685
Food group	123	52,824	138	(x)	45	(x)	(x)	(x)	(x)	(x)	(x)	(x)	(x)	1	120	464	21,602
Eating and drinking places	108	8,542	103	(x)	5	(x)	(x)	(x)	(x)	(x)	(x)	(x)	(x)	5	145	806	16,359
General merchandise group, general stores	42	108,479	29	8,149	13	100,289	61,391	17,181	21,717	2,735	2,290	14,240	11,189	...	...	77	1,652
Apparel group	60	16,674	37	6,944	23	9,730	2,457	4,458	1,315	836	622	463	281	4	140	80	2,407
Furniture, furnishings, appliance group	46	13,951	5	499	41	13,452	4,096	2,487	6,869	515	375	2,653	1,754	...	...	114	3,349
Automotive group	82	53,150	39	14,267	43	38,883	21,777	9,682	7,224	1,460	1,174	1,574	842	8	3,603	199	4,399
Gasoline service stations	34	3,274	15	1,266	19	2,008	1,329	649	(y)	64	50	(y)	(y)	2	20	501	13,363
Lumber, building, hardware group	91	27,247	14	1,624	77	25,623	8,732	16,197	694	2,939	2,614	106	54	2	470	32	3,607
Drug and proprietary stores	63	10,101	20	2,435	43	7,666	6,468	1,138	...	107	94	...	...	...	...	69	2,845
All other retail stores	156	20,063	91	5,681	65	14,382	5,501	6,977	1,904	1,114	993	710	563	6	2,613	466	11,752

See footnotes at end of table.

Table 11H.—ANALYSIS OF CASH AND CREDIT SALES AND BALANCES DUE FOR LARGE STORES AND MULTIUNITS—SELECTED STANDARD METROPOLITAN AREAS, BY KIND OF BUSINESS: 1948—Continued

[See text for explanatory material]

Metropolitan area and kind of business	Large stores and multiunits														Small single-unit stores	
	Stores analyzing sales												Stores not analyzing sales			
	Total		Stores with cash sales only		Stores with credit sales											
					Total					Balances due from customers						
										On charge account sales		On installment sales				
	Stores	Sales, entire year	Number	Sales, entire year	Stores	Sales, entire year	Cash sales	Charge account sales	Installment sales	End of year	Beginning of year	End of year	Beginning of year	Number	Sales, entire year	Number	Sales, entire year
	(Number)	(Thousand dollars)		(Thousand dollars)	(Number)	(Thousand dollars)	(Thousand dollars)	(Thousand dollars)	(Thousand dollars)	(Thousand dollars)	(Thousand dollars)	(Thousand dollars)	(Thousand dollars)		(Thousand dollars)		(Thousand dollars)
FRESNO, CALIF., total	[illegible]	220,319	391	51,562	533	158,757	74,193	62,432	22,132	8,171	7,032	7,250	4,803	18	3,270	2,296	72,933
Food group	224	[illegible],659	113	18,505	116	26,152	19,376	6,595	181	537	463	22	16	6	709	546	[illegible],779
Eating and drinking places	85	6,251	83	(x)	2	(x)	(x)	(x)	(x)	(x)	(x)	(x)	(x)	3	312	496	14,434
General merchandise group, general stores	56	25,553	38	11,465	18	14,088	8,385	3,968	1,735	671	567	1,414	1,034	...	...	61	1,779
Apparel group	79	16,320	37	4,291	42	12,029	6,776	4,665	588	1,013	902	203	142	...	...	159	3,755
Furniture, furnishings, appliance group	63	12,131	7	325	56	11,806	2,794	4,045	4,967	843	745	1,396	907	2	181	132	2,483
Automotive group	112	42,679	17	2,874	95	39,805	19,188	9,288	11,329	1,122	985	3,401	2,244	2	621	68	2,694
Gasoline service stations	59	5,274	18	1,603	41	3,671	1,829	1,814	(v)	212	176	(v)	(v)	...	...	334	10,166
Lumber, building, hardware group	99	34,113	9	638	90	33,475	7,916	23,105	(v)	2,572	2,198	(v)	(v)	1	243	50	3,475
Drug and proprietary stores	27	5,819	12	(x)	15	(x)	(x)	(x)	(x)	(x)	(x)	(x)	(x)	...	...	51	2,661
All other retail stores	95	17,522	37	2,535	58	14,987	5,920	8,217	850	1,083	895	519	297	4	1,184	494	8,371
GRAND RAPIDS, MICH., total	844	218,215	437	72,498	407	145,717	77,649	55,929	12,139	7,683	7,067	3,212	2,791	26	4,671	2,181	73,654
Food group	215	47,971	138	28,029	77	19,942	13,504	6,232	206	538	490	42	35	12	1,569	572	20,714
Eating and drinking places	54	5,000	52	(x)	2	(x)	(x)	(x)	(x)	(x)	(x)	(x)	(x)	1	109	434	12,612
General merchandise group, general stores	37	40,568	28	6,114	9	34,454	18,665	12,736	3,053	2,289	2,230	894	739	...	...	41	1,284
Apparel group	97	21,982	54	8,717	43	13,265	6,993	6,099	173	1,083	993	46	62	...	...	125	3,661
Furniture, furnishings, appliance group	60	12,633	12	1,601	48	11,032	3,274	4,122	3,636	778	678	1,007	958	...	...	111	3,333
Automotive group	100	38,539	35	7,186	65	31,353	21,082	7,377	2,894	908	748	343	294	2	369	83	3,424
Gasoline service stations	42	3,490	25	1,988	17	1,502	1,110	392	...	50	40	...	...	4	464	355	13,019
Lumber, building, hardware group	77	18,760	2	1,001	70	17,759	6,043	11,348	(v)	1,187	1,155	(v)	(v)	1	530	125	4,706
Drug and proprietary stores	60	10,466	54	(x)	6	(x)	(x)	(x)	(x)	(x)	(x)	(x)	(x)	1	38	57	2,977
All other retail stores	102	18,806	32	4,549	70	14,257	5,293	7,155	1,809	776	676	837	678	5	1,592	278	7,484
HARRISBURG, PA., total	848	197,048	441	65,376	407	131,672	69,548	45,163	16,961	6,323	5,498	4,428	3,441	16	1,682	2,786	66,[illegible]2
Food group	211	37,982	148	24,784	63	13,198	8,559	4,561	78	518	469	14	10	5	574	1,112	21,311
Eating and drinking places	79	6,794	77	(x)	2	(x)	(x)	(x)	(x)	(x)	(x)	(x)	(x)	2	42	545	13,684
General merchandise group, general stores	41	31,067	29	8,215	12	22,852	12,434	6,985	3,433	1,312	918	736	601	...	...	35	1,318
Apparel group	124	19,490	83	7,946	41	11,544	5,979	5,059	506	982	936	191	169	...	...	137	4,051
Furniture, furnishings, appliance group	54	12,733	7	464	47	12,269	3,042	1,628	7,599	346	366	2,729	2,062	1	126	119	2,993
Automotive group	100	39,370	19	5,456	81	33,914	22,970	7,256	3,688	680	539	219	123	1	299	66	2,473
Gasoline service stations	44	6,617	11	1,484	33	5,133	3,365	1,746	(v)	166	137	(v)	(v)	2	127	295	8,186
Lumber, building, hardware group	52	15,389	4	(x)	48	(x)	(x)	(x)	(x)	(x)	(x)	(x)	(x)	1	150	62	2,365
Drug and proprietary stores	26	4,700	21	3,006	5	1,694	1,255	439	...	117	125	...	...	1	124	110	4,012
All other retail stores	117	22,906	42	6,977	75	15,929	7,226	7,308	1,395	1,167	1,119	512	441	3	240	305	6,009
HARTFORD, CONN., total	1,029	296,321	523	83,341	506	212,980	90,840	105,308	16,832	16,621	16,153	4,423	3,729	8	2,472	2,887	97,584
Food group	255	65,749	191	46,668	64	19,081	8,228	10,840	(v)	725	613	(v)	(v)	...	...	647	23,338
Eating and drinking places	106	11,985	101	10,057	5	1,928	1,848	80	...	11	6	...	...	1	144	632	17,650
General merchandise group, general stores	45	62,745	30	5,206	15	57,539	25,360	29,469	2,710	5,365	5,640	920	814	...	...	49	1,694
Apparel group	128	26,147	53	7,135	75	19,012	8,385	9,826	801	2,108	1,870	225	214	1	1,347	207	6,642
Furniture, furnishings, appliance group	82	14,646	9	1,093	73	13,553	2,889	5,762	4,902	1,163	1,125	1,775	1,423	1	144	172	5,533
Automotive group	106	57,479	21	3,134	85	54,345	28,025	20,921	5,399	1,524	1,879	478	459	1	114	60	2,600
Gasoline service stations	36	3,093	9	501	27	2,592	1,839	753	...	135	121	...	...	...	...	371	13,270
Lumber, building, hardware group	73	21,120	11	1,020	62	20,100	4,275	14,797	(v)	3,651	3,068	(v)	(v)	1	185	80	2,931
Drug and proprietary stores	51	7,475	33	4,219	18	3,256	2,940	316	...	76	58	...	...	...	...	138	7,495
All other retail stores	147	25,882	65	4,308	82	21,574	7,051	12,544	1,979	1,863	1,773	994	776	3	538	531	16,430

See footnotes at end of table.

Table 11H.—ANALYSIS OF CASH AND CREDIT SALES AND BALANCES DUE FOR LARGE STORES AND MULTIUNITS—SELECTED STANDARD METROPOLITAN AREAS, BY KIND OF BUSINESS: 1948—Continued

[See text for explanatory material]

Metropolitan area and kind of business	Large stores and multiunits													Small single-unit stores	
	Stores analyzing sales												Stores not analyzing sales		
	Total		Stores with cash sales only		Stores with credit sales										
					Total					Balances due from customers					
										On charge account sales		On installment sales			
	Stores (Number)	Sales, entire year (Thousand dollars)	Number	Sales, entire year (Thousand dollars)	Stores (Number)	Sales, entire year (Thousand dollars)	Cash sales (Thousand dollars)	Charge account sales (Thousand dollars)	Installment sales (Thousand dollars)	End of year (Thousand dollars)	Beginning of year (Thousand dollars)	End of year (Thousand dollars)	Beginning of year (Thousand dollars)	Number	Sales, entire year (Thousand dollars)
HOUSTON, TEX., total	2,130	642,992	1,124	196,354	1,006	446,638	219,858	161,216	65,564	26,762	21,094	15,667	11,409	117	19,896
Food group	433	139,772	273	86,643	160	53,129	36,032	16,778	319	1,306	1,030	137	56	33	4,434
Eating and drinking places	273	25,812	269	(x)	4	(x)	(x)	(x)	(x)	(x)	(x)	(x)	(x)	11	821
General merchandise group, general stores	101	102,958	73	16,821	28	86,137	47,461	22,984	15,692	5,567	4,775	2,722	2,462	9	3,110
Apparel group	192	63,065	110	20,787	82	42,278	19,366	19,681	3,231	3,932	3,555	724	603	1	462
Furniture, furnishings, appliance group	194	45,641	22	4,596	172	41,045	10,901	7,889	22,255	1,937	1,313	6,808	4,783	7	1,197
Automotive group	197	129,676	52	14,003	145	115,673	70,413	28,568	16,692	2,890	2,301	1,751	922	15	3,839
Gasoline service stations	122	11,595	74	6,512	48	5,083	3,683	1,388	(v)	139	158	(v)	(v)	10	994
Lumber, building, hardware group	189	59,023	23	3,377	166	55,646	10,677	43,758	1,211	7,386	4,764	416	292	8	1,066
Drug and proprietary stores	122	18,113	78	(x)	44	(x)	(x)	(x)	(x)	(x)	(x)	(x)	(x)	6	592
All other retail stores	307	47,337	150	8,768	157	38,569	14,367	18,050	6,152	3,332	2,965	3,107	2,287	17	3,381
HUNTINGTON, W. Va.-ASHLAND, KY., total	485	121,835	240	46,815	245	75,020	36,348	24,538	14,134	4,064	3,461	2,943	2,170	17	2,397
Food group	99	22,466	69	17,637	30	4,829	2,926	1,735	168	146	94	32	21	3	318
Eating and drinking places	25	2,148	25	2,148	...	...	...	...	...	...	...	...	...	...	...
General merchandise group, general stores	35	22,213	21	8,089	14	14,124	7,313	4,203	2,608	865	794	836	547	1	565
Apparel group	93	15,016	51	5,914	42	9,102	3,882	4,622	598	1,105	945	192	176	2	142
Furniture, furnishings, appliance group	43	7,408	7	700	36	6,708	2,174	1,697	2,837	413	340	1,001	821	2	290
Automotive group	73	29,257	14	2,232	59	27,025	14,336	6,348	6,341	651	524	565	340	2	304
Gasoline service stations	23	2,100	15	1,094	8	1,006	716	284	(v)	38	35	(v)	(v)	2	284
Lumber, building, hardware group	35	9,055	8	1,064	27	7,991	3,052	3,924	(v)	535	456	(v)	(v)	...	...
Drug and proprietary stores	14	2,534	9	1,879	5	655	483	172	...	41	38	...	...	1	120
All other retail stores	45	9,638	21	6,058	24	3,580	1,466	1,548	566	270	235	242	195	4	374
INDIANAPOLIS, IND., total	1,468	496,651	892	163,455	576	333,196	185,674	102,951	44,571	15,735	14,135	11,689	8,633	30	3,997
Food group	347	92,383	268	66,994	79	25,389	16,495	8,797	97	604	515	48	40	4	1,154
Eating and drinking places	180	19,484	178	(x)	2	(x)	(x)	(x)	(x)	(x)	(x)	(x)	(x)	5	370
General merchandise group, general stores	44	111,340	35	16,603	9	94,737	45,312	39,141	10,284	8,007	7,061	2,961	1,660	1	12
Apparel group	102	46,150	73	14,097	49	32,053	22,740	6,269	3,044	1,048	945	1,186	871	1	541
Furniture, furnishings, appliance group	110	28,544	22	2,331	88	26,213	5,622	5,373	15,218	691	641	5,526	4,018	2	674
Automotive group	147	108,275	28	9,265	119	99,010	70,140	16,983	11,887	1,419	1,418	845	668	2	131
Gasoline service stations	108	13,259	65	6,901	43	6,358	3,855	2,482	(v)	314	281	(v)	(v)	...	...
Lumber, building, hardware group	79	21,116	15	3,159	64	17,957	6,989	10,453	515	1,413	1,180	83	57	2	214
Drug and proprietary stores	131	20,533	120	(x)	11	(x)	(x)	(x)	(x)	(x)	(x)	(x)	(x)	...	...
All other retail stores	200	35,567	88	6,541	112	29,026	12,128	13,393	3,505	2,234	2,191	1,885	1,317	8	856
JACKSONVILLE, FLA., total	759	209,838	457	85,643	302	124,195	61,730	39,234	23,171	4,792	4,308	5,189	3,854	15	2,955
Food group	154	46,687	117	38,971	37	7,716	5,291	2,279	146	223	196	33	42	1	127
Eating and drinking places	79	8,490	77	(x)	2	(x)	(x)	(x)	(x)	(x)	(x)	(x)	(x)	2	134
General merchandise group, general stores	52	31,697	40	9,707	12	21,990	11,562	5,899	4,529	763	685	752	485	...	...
Apparel group	104	19,078	68	9,106	36	9,972	5,515	3,256	1,201	602	519	279	222	3	185
Furniture, furnishings, appliance group	47	9,952	5	644	42	9,308	2,425	1,447	5,436	213	216	2,508	1,884	1	785
Automotive group	68	50,679	13	2,738	55	47,941	27,435	11,176	9,330	1,043	820	484	251	1	125
Gasoline service stations	42	4,033	14	865	28	3,168	1,878	1,166	124	151	137	27	12	...	...
Lumber, building, hardware group	46	12,158	5	975	41	11,183	3,120	7,076	(v)	1,076	1,001	(v)	(v)	1	350
Drug and proprietary stores	50	7,296	43	(x)	7	(x)	(x)	(x)	(x)	(x)	(x)	(x)	(x)	...	...
All other retail stores	117	19,768	75	7,938	42	11,830	3,734	5,978	2,118	685	705	1,089	930	4	1,236

See footnotes at end of table.

Table 11H.—ANALYSIS OF CASH AND CREDIT SALES AND BALANCES DUE FOR LARGE STORES AND MULTIUNITS SELECTED STANDARD METROPOLITAN AREAS, BY KIND OF BUSINESS, 1948—Continued

[See text for explanatory material]

Kind of business and area	Large stores and multiunits: Stores analyzing sales: Total: Stores	Total: Sales, entire year	Stores with cash sales only: Number	Stores with cash sales only: Sales, entire year	Stores with credit sales: Total: Stores	Total: Sales, entire year	Cash sales	Charge account sales	Installment sales	Balances due from customers: On charge account sales: End of year	On charge account sales: Beginning of year	On installment sales: End of year	On installment sales: Beginning of year	Stores not analyzing sales: Number	Stores not analyzing sales: Sales, entire year	Small single unit stores: Number	Small single unit stores: Sales, entire year
	(Number)	(Thousand dollars)		(Thousand dollars)	(Number)	(Thousand dollars)	(Thousand dollars)	(Thousand dollars)	(Thousand dollars)	(Thousand dollars)	(Thousand dollars)	(Thousand dollars)	(Thousand dollars)		(Thousand dollars)		(Thousand dollars)
KNOXVILLE, TENN., total	[illegible]	[illegible]	[illegible]	[illegible]	350	117,949	54,406	41,770	21,248	6,792	6,384	4,912	3,674	16	[illegible]	[illegible]	[illegible]
Food group	[illegible]	[illegible]	[illegible]	[illegible]	33	6,542	4,581	1,361	142	228	141	42	31	3	941	435	[illegible]
Eating and drinking places	[illegible]	[illegible]	[illegible]	(x)	1	(x)	(x)	(x)	(x)	(x)	(x)	(x)	(x)	2	154	[illegible]	[illegible]
General merchandise group, general stores	[illegible]	[illegible]	[illegible]	[illegible]	13	24,345	14,673	4,039	5,032	1,421	1,763	849	666	2	443	57	1,561
Apparel group	[illegible]	[illegible]	[illegible]	[illegible]	24	4,426	2,308	1,411	507	313	273	130	131	[illegible]	[illegible]	[illegible]	[illegible]
Furniture, furnishings, appliance group	[illegible]	[illegible]	[illegible]	[illegible]	50	12,743	5,916	4,574	5,353	747	933	1,469	1,536	2	267	[illegible]	3,611
Automotive group	[illegible]	[illegible]	[illegible]	[illegible]	78	34,574	17,676	8,712	8,186	799	[illegible]	1,347	899	3	[illegible]	57	2,465
Gasoline service stations	[illegible]	[illegible]	[illegible]	[illegible]	28	3,120	1,470	1,467	183	166	89	22	12	[illegible]	[illegible]	[illegible]	1,774
Lumber, building, hardware group	[illegible]	[illegible]	[illegible]	[illegible]	24	13,136	4,579	8,135	422	1,515	1,618	99	92	[illegible]	[illegible]	[illegible]	[illegible]
Drug and proprietary stores	[illegible]	[illegible]	[illegible]	(x)	11	(x)	(x)	(x)	(x)	(x)	(x)	(x)	(x)	[illegible]	[illegible]	[illegible]	[illegible]
All other retail stores	[illegible]	[illegible]	[illegible]	[illegible]	86	12,426	5,625	5,278	1,523	450	860	466	343	4	610	204	5,208
LANCASTER, PA., total	[illegible]	[illegible]	[illegible]	[illegible]	370	107,950	61,321	38,989	7,640	5,246	4,629	2,149	1,613	22	1,752	2,189	55,904
Food group	[illegible]	[illegible]	[illegible]	18,204	33	7,637	3,637	4,000	...	200	155	...	...	2	32	737	18,270
Eating and drinking places	[illegible]	[illegible]	[illegible]	(x)	1	(x)	(x)	(x)	(x)	(x)	(x)	(x)	(x)	2	159	414	10,433
General merchandise group, general stores	[illegible]	[illegible]	[illegible]	[illegible]	11	[illegible]	[illegible]	[illegible]	770	[illegible]	585	111	[illegible]	[illegible]	[illegible]	[illegible]	[illegible]
Apparel group	[illegible]	[illegible]	[illegible]	5,543	21	4,601	2,448	1,665	488	309	272	176	126	1	[illegible]	45	2,486
Furniture, furnishings, appliance group	[illegible]	[illegible]	[illegible]	[illegible]	31	7,439	3,088	1,574	2,775	310	340	1,222	858	2	[illegible]	[illegible]	[illegible]
Automotive group	[illegible]	[illegible]	[illegible]	[illegible]	94	28,957	18,753	5,934	[illegible]	627	595	208	[illegible]	5	983	41	1,513
Gasoline service stations	[illegible]	[illegible]	[illegible]	280	24	2,267	1,351	907	(x)	45	83	(x)	(x)	[illegible]	[illegible]	[illegible]	[illegible]
Lumber, building, hardware group	[illegible]	[illegible]	[illegible]	[illegible]	66	14,824	6,556	7,983	285	1,287	1,136	122	[illegible]	2	[illegible]	[illegible]	[illegible]
Drug and proprietary stores	[illegible]	[illegible]	[illegible]	(x)	3	(x)	(x)	(x)	(x)	(x)	(x)	(x)	(x)	[illegible]	[illegible]	45	1,788
All other retail stores	[illegible]	[illegible]	[illegible]	[illegible]	86	29,245	14,668	12,543	1,334	1,739	1,547	359	320	3	350	232	5,771

See footnotes at end of table.

Table 11H.—ANALYSIS OF CASH AND CREDIT SALES AND BALANCES DUE FOR LARGE STORES AND MULTIUNITS—SELECTED STANDARD METROPOLITAN AREAS, BY KIND OF BUSINESS: 1948—Continued

[See text for explanatory material]

Metropolitan area and kind of business	Large stores and multiunits														Stores not analyzing sales		Small single-unit stores	
	Stores analyzing sales																	
	Total		Stores with cash sales only		Stores with credit sales													
					Total					Balances due from customers								
										On charge account sales		On installment sales						
	Stores	Sales, entire year	Number	Sales, entire year	Stores	Sales, entire year	Cash sales	Charge account sales	Installment sales	End of year	Beginning of year	End of year	Beginning of year		Number	Sales, entire year	Number	Sales, entire year
	(Number)	(Thousand dollars)		(Thousand dollars)	(Number)	(Thousand dollars)	(Thousand dollars)	(Thousand dollars)	(Thousand dollars)	(Thousand dollars)	(Thousand dollars)	(Thousand dollars)	(Thousand dollars)			(Thousand dollars)		(Thousand dollars)
LOS ANGELES, CALIF., total	14,119	3,676,635	8,022	1,336,404	6,097	2,340,231	1,240,939	746,823	352,469	100,953	93,095	80,033	55,233		442	86,865	34,572	957,741
Food group	3,023	906,443	2,324	648,226	699	258,217	205,178	52,219	820	5,353	4,281	150	107		92	15,574	5,336	172,689
Grocery stores, without fresh meat	294	51,562	255	44,807	39	6,755	5,420	1,335	...	152	127	...	...		17	3,018	1,024	30,330
Grocery stores, with fresh meat	1,928	726,839	1,387	533,650	541	193,189	176,596	16,533	60	1,937	1,702	14	13		47	9,594	2,305	91,251
Candy, nut, confectionery stores	141	11,004	135	10,643	6	361	277	84	...	47	37	...	...		1	22	284	3,188
Dairy products stores, milk dealers	53	40,196	22	1,858	31	38,338	10,089	28,249	...	2,672	1,987	...	...		2	385	75	2,424
All other food stores	607	76,842	525	57,268	82	19,574	12,796	6,018	760	545	428	136	94		25	2,555	1,648	45,496
Eating and drinking places	1,665	(x)	1,564	(x)	101	(x)	(x)	(x)	(x)	(x)	(x)	(x)	(x)		66	11,362	7,971	(x)
General stores	4	(x)	3	(x)	1	(x)	(x)	(x)	(x)	(x)	(x)	(x)	(x)		...	...	16	(x)
General merchandise group	614	607,983	469	97,255	145	510,728	296,805	136,849	77,074	26,975	25,679	15,890	11,651		9	481	957	20,443
Department stores	62	479,890	9	12,812	53	467,078	274,945	117,781	74,352	23,454	22,297	14,722	10,653		...	...	...	...
Dry goods, general merchandise stores	239	68,977	153	28,417	86	40,560	19,082	18,915	2,563	3,501	3,382	1,077	965		5	191	434	9,726
Variety stores	313	59,116	307	56,026	6	3,090	2,778	153	159	20	...	91	33		4	290	523	10,717
Apparel group	1,590	254,936	942	83,080	648	171,856	97,549	67,894	6,413	15,229	14,302	1,887	1,496		27	2,835	2,817	74,073
Men's, boys' clothing, furnishings stores	263	46,129	117	13,208	146	32,920	20,982	11,205	733	2,185	1,760	245	198		4	849	506	16,341
Family clothing stores	98	49,135	36	4,882	62	44,313	22,342	20,130	1,841	4,535	4,641	491	408		3	426	103	3,555
Women's ready-to-wear stores	504	89,160	236	22,734	268	66,426	34,394	29,163	2,869	7,209	6,711	779	495		12	895	864	23,615
Other apparel accessory, specialty stores	142	11,376	109	5,755	33	5,621	4,660	952	9	147	105	...	...		2	185	286	5,285
Shoe stores	418	43,691	352	30,848	66	12,843	10,735	2,108	...	285	247	...	...		2	27	320	10,237
Custom tailors	42	5,302	18	1,758	24	3,544	1,531	1,983	(v)	358	304	(v)	(v)		1	3	286	4,355
Furriers, fur shops	33	4,760	6	446	27	4,314	1,714	1,732	868	413	445	342	393		1	108	66	1,943
All other apparel stores	90	5,324	68	3,449	22	1,875	1,191	621	63	97	89	26	...		2	342	386	8,142
Furniture, furnishings, appliance group	1,255	248,772	254	22,389	1,001	226,383	67,492	73,247	85,644	11,656	9,666	25,800	18,188		37	6,176	2,638	74,939
Furniture stores	529	126,869	74	6,985	455	119,884	27,199	41,947	50,738	7,427	6,419	16,432	11,954		17	2,478	678	23,943
Floor covering, drapery stores	150	23,811	68	5,270	82	18,541	4,559	12,534	1,448	1,511	1,121	303	234		1	225	423	12,468
Other home furnishing stores	88	22,020	41	4,151	47	17,869	5,192	2,797	9,880	278	243	4,159	2,744		2	390	610	9,930
Household appliance stores	382	61,834	41	4,188	341	57,646	25,190	13,107	19,349	1,957	1,514	4,274	2,620		12	2,350	491	18,043
Radio stores	106	14,238	30	1,795	76	12,443	5,352	2,862	4,229	483	369	632	636		5	733	436	10,555
Automotive group	1,377	704,047	230	61,279	1,147	642,768	366,505	127,327	148,936	11,696	9,648	21,975	12,560		58	26,689	945	33,417
Motor vehicle (new and used) dealers	632	539,827	29	19,830	603	519,997	310,884	103,925	105,188	9,056	7,236	15,099	8,105		25	18,830	29	1,190
Motor vehicle (used) dealers	408	113,945	128	35,924	280	78,021	35,142	5,343	37,531	768	781	5,280	3,640		21	4,36	361	15,123
Tire, battery, accessory dealers	239	34,555	34	1,663	205	32,892	15,622	14,139	3,131	1,599	1,403	1,134	434		6	1,665	374	10,734
All other automotive dealers	98	15,720	39	3,862	59	11,858	4,857	3,915	3,086	273	228	462	381		6	1,044	181	6,370
Gasoline service stations	1,176	104,956	472	40,081	704	64,875	42,867	21,672	336	2,384	2,064	59	38		38	4,587	4,965	153,074
Lumber, building, hardware group	919	278,755	141	13,232	778	265,523	63,719	197,577	4,227	18,505	19,281	522	450		30	3,843	1,333	43,326
Lumber yards, building materials dealers	470	206,088	36	4,761	434	201,327	36,632	164,194	501	14,527	15,834	85	125		10	1,393	205	8,462
Plumbing, paint, electrical stores	231	31,321	46	(x)	185	(x)	(x)	(x)	(x)	(x)	(x)	(x)	(x)		13	1,709	610	18,638
Hardware stores	186	32,442	58	4,335	128	28,107	16,031	10,021	2,055	1,276	1,150	246	152		5	537	505	16,767
Farm equipment dealers	32	8,904	1	(x)	31	(x)	(x)	(x)	(x)	(x)	(x)	(x)	(x)		2	204	13	459
Drug and proprietary stores	756	144,532	617	122,661	139	21,871	17,238	4,633	...	625	548	...	...		18	2,468	604	28,039
Other retail stores	1,740	211,999	1,006	70,920	734	141,079	51,564	60,496	29,019	7,924	7,195	13,750	10,743		67	13,050	6,990	178,57
Fuel, fuel oil, ice dealers	23	2,684	4	(x)	19	(x)	(x)	(x)	(x)	(x)	(x)	(x)	(x)		2	100	87	1,305
Feed, farm, garden supply stores	138	39,052	33	2,959	105	36,093	11,491	24,600	2	2,046	1,835	3	5		22	8,358	316	10,714
Jewelry stores	225	33,776	43	1,888	182	31,888	10,420	6,429	15,039	1,915	1,856	5,535	4,670		5	439	602	15,036
Book, stationery stores	87	18,226	17	1,201	70	17,025	4,516	5,460	7,049	714	698	5,176	4,096		2	321	326	7,161
Sporting goods stores, bicycle stores	75	5,062	42	1,605	33	3,457	2,251	1,073	(v)	164	156	(v)	(v)		2	114	368	8,153
Florists	90	4,674	41	681	49	3,993	1,502	2,491	...	483	465	...	...		...	...	535	8,61
Music stores	55	11,455	20	802	35	10,653	2,995	2,956	4,702	354	292	2,487	1,635		...	...	225	4,941
Optical goods stores	30	1,802	25	1,099	5	703	319	364	20	55	61	12	13		...	...	30	651
Camera, photographic supply stores	65	7,926	19	806	46	7,120	3,726	3,113	(v)	425	411	(v)	(v)		...	...	196	5,845
All other retail stores	952	87,342	762	(x)	190	(x)	(x)	(x)	(x)	(x)	(x)	(x)	(x)		34	3,718	4,305	116,154

See footnotes at end of table.

Table 11H.—ANALYSIS OF CASH AND CREDIT SALES AND BALANCES DUE FOR LARGE STORES AND MULTIUNITS - SELECTED STANDARD METROPOLITAN AREAS, BY KIND OF BUSINESS, 1948—Continued

[See text for explanatory material]

Metropolitan area and kind of business	Large stores and multiunits												Small single-unit stores	
	Total		Stores with cash sales only		Stores analyzing sales							Stores not analyzing sales		
					Stores with credit sales									
					Total					Balances due from customers				
										On charge account sales		On installment sales		
	Stores	Sales, entire year	Number	Sales, entire year	Stores	Sales, entire year	Cash sales	Charge account sales	Installment sales	End of year	Beginning of year	End of year	Beginning of year	Number	Sales, entire year	Number	Sales, entire year
	(Number)	(Thousand dollars)		(Thousand dollars)	(Number)	(Thousand dollars)	(Thousand dollars)	(Thousand dollars)	(Thousand dollars)	(Thousand dollars)	(Thousand dollars)	(Thousand dollars)	(Thousand dollars)		(Thousand dollars)		(Thousand dollars)
MEMPHIS, TENN. (total)	[illegible]	[illegible]	[illegible]	[illegible]	[illegible]	[illegible]	[illegible]	[illegible]	[illegible]	[illegible]	[illegible]	[illegible]	[illegible]	[illegible]	[illegible]	[illegible]	[illegible]
Food group	[illegible]	[illegible]	[illegible]	[illegible]	[illegible]	[illegible]	[illegible]	[illegible]	[illegible]	[illegible]	[illegible]	[illegible]	[illegible]	[illegible]	[illegible]	[illegible]	[illegible]
Eating and drinking places	[illegible]	[illegible]	[illegible]	[illegible]	[illegible]	[illegible]	[illegible]	[illegible]	[illegible]	[illegible]	[illegible]	[illegible]	[illegible]	[illegible]	[illegible]	[illegible]	[illegible]
General merchandise group, general stores	[illegible]	[illegible]	[illegible]	[illegible]	[illegible]	[illegible]	[illegible]	[illegible]	[illegible]	[illegible]	[illegible]	[illegible]	[illegible]	[illegible]	[illegible]	[illegible]	[illegible]
Apparel group	[illegible]	[illegible]	[illegible]	[illegible]	[illegible]	[illegible]	[illegible]	[illegible]	[illegible]	[illegible]	[illegible]	[illegible]	[illegible]	[illegible]	[illegible]	[illegible]	[illegible]
Furniture, furnishings, appliance group	[illegible]	[illegible]	[illegible]	[illegible]	[illegible]	[illegible]	[illegible]	[illegible]	[illegible]	[illegible]	[illegible]	[illegible]	[illegible]	[illegible]	[illegible]	[illegible]	[illegible]
Automotive group	[illegible]	[illegible]	[illegible]	[illegible]	[illegible]	[illegible]	[illegible]	[illegible]	[illegible]	[illegible]	[illegible]	[illegible]	[illegible]	[illegible]	[illegible]	[illegible]	[illegible]
Gasoline service stations	[illegible]	[illegible]	[illegible]	[illegible]	[illegible]	[illegible]	[illegible]	[illegible]	[illegible]	[illegible]	[illegible]	[illegible]	[illegible]	[illegible]	[illegible]	[illegible]	[illegible]
Lumber, building, hardware group	[illegible]	[illegible]	[illegible]	[illegible]	[illegible]	[illegible]	[illegible]	[illegible]	[illegible]	[illegible]	[illegible]	[illegible]	[illegible]	[illegible]	[illegible]	[illegible]	[illegible]
Drug and proprietary stores	[illegible]	[illegible]	[illegible]	[illegible]	[illegible]	[illegible]	[illegible]	[illegible]	[illegible]	[illegible]	[illegible]	[illegible]	[illegible]	[illegible]	[illegible]	[illegible]	[illegible]
All other retail stores	[illegible]	[illegible]	[illegible]	[illegible]	[illegible]	[illegible]	[illegible]	[illegible]	[illegible]	[illegible]	[illegible]	[illegible]	[illegible]	[illegible]	[illegible]	[illegible]	[illegible]
MIAMI, FLA. (total)	[illegible]	[illegible]	[illegible]	[illegible]	[illegible]	[illegible]	[illegible]	[illegible]	[illegible]	[illegible]	[illegible]	[illegible]	[illegible]	[illegible]	[illegible]	[illegible]	[illegible]
Food group	[illegible]	[illegible]	[illegible]	[illegible]	[illegible]	[illegible]	[illegible]	[illegible]	[illegible]	[illegible]	[illegible]	[illegible]	[illegible]	[illegible]	[illegible]	[illegible]	[illegible]
Eating and drinking places	[illegible]	[illegible]	[illegible]	[illegible]	[illegible]	[illegible]	[illegible]	[illegible]	[illegible]	[illegible]	[illegible]	[illegible]	[illegible]	[illegible]	[illegible]	[illegible]	[illegible]
General merchandise group, general stores	[illegible]	[illegible]	[illegible]	[illegible]	[illegible]	[illegible]	[illegible]	[illegible]	[illegible]	[illegible]	[illegible]	[illegible]	[illegible]	[illegible]	[illegible]	[illegible]	[illegible]
Apparel group	[illegible]	[illegible]	[illegible]	[illegible]	[illegible]	[illegible]	[illegible]	[illegible]	[illegible]	[illegible]	[illegible]	[illegible]	[illegible]	[illegible]	[illegible]	[illegible]	[illegible]
Furniture, furnishings, appliance group	[illegible]	[illegible]	[illegible]	[illegible]	[illegible]	[illegible]	[illegible]	[illegible]	[illegible]	[illegible]	[illegible]	[illegible]	[illegible]	[illegible]	[illegible]	[illegible]	[illegible]
Automotive group	[illegible]	[illegible]	[illegible]	[illegible]	[illegible]	[illegible]	[illegible]	[illegible]	[illegible]	[illegible]	[illegible]	[illegible]	[illegible]	[illegible]	[illegible]	[illegible]	[illegible]
Gasoline service stations	[illegible]	[illegible]	[illegible]	[illegible]	[illegible]	[illegible]	[illegible]	[illegible]	[illegible]	[illegible]	[illegible]	[illegible]	[illegible]	[illegible]	[illegible]	[illegible]	[illegible]
Lumber, building, hardware group	[illegible]	[illegible]	[illegible]	[illegible]	[illegible]	[illegible]	[illegible]	[illegible]	[illegible]	[illegible]	[illegible]	[illegible]	[illegible]	[illegible]	[illegible]	[illegible]	[illegible]
Drug and proprietary stores	[illegible]	[illegible]	[illegible]	[illegible]	[illegible]	[illegible]	[illegible]	[illegible]	[illegible]	[illegible]	[illegible]	[illegible]	[illegible]	[illegible]	[illegible]	[illegible]	[illegible]
All other retail stores	[illegible]	[illegible]	[illegible]	[illegible]	[illegible]	[illegible]	[illegible]	[illegible]	[illegible]	[illegible]	[illegible]	[illegible]	[illegible]	[illegible]	[illegible]	[illegible]	[illegible]
MILWAUKEE, WIS. (total)	1,471	479,353	1,124	223,084	847	475,769	247,598	189,991	38,180	26,455	33,773	8,254	6,798	44	11,592	2,237	235,834
Food group	[illegible]	[illegible]	[illegible]	100,857	[illegible]	38,127	21,732	16,124	271	1,524	1,435	116	75	15	5,735	1,874	69,32
Eating and drinking places	[illegible]	[illegible]	[illegible]	22,447	[illegible]	3,534	2,316	618	...	58	81	...	...	3	370	1,853	66,954
General merchandise group, general stores	[illegible]	[illegible]	[illegible]	21,346	[illegible]	142,061	82,031	48,329	11,701	6,675	7,013	1,817	1,608	1	44	73	2,362
Apparel group	[illegible]	[illegible]	[illegible]	26,219	[illegible]	44,931	24,521	20,782	1,628	7,100	14,660	688	649	1	311	434	12,405
Furniture, furnishings, appliance group	[illegible]	[illegible]	[illegible]	[illegible]	[illegible]	33,414	10,202	12,222	11,490	1,874	1,572	3,420	2,603	1	36	272	9,166
Automotive group	[illegible]	[illegible]	[illegible]	15,754	[illegible]	118,634	79,574	30,535	8,525	2,081	1,710	783	666	8	2,410	83	3,245
Gasoline service stations	[illegible]	[illegible]	[illegible]	2,698	[illegible]	4,096	2,723	1,371	(v)	163	107	(v)	(v)	6	590	71	25,446
Lumber, building, hardware group	[illegible]	[illegible]	[illegible]	863	[illegible]	30,102	8,028	20,959	1,116	2,347	1,974	153	126	2	242	172	6,217
Drug and proprietary stores	[illegible]	[illegible]	[illegible]	10,118	[illegible]	2,306	1,806	500	...	60	49	...	...	4	498	282	13,596
All other retail stores	[illegible]	[illegible]	[illegible]	5,531	[illegible]	56,063	14,065	38,551	3,447	4,981	5,171	1,277	1,071	3	660	1,018	27,134

[illegible] See footnotes at end of table.

Table 11H.—ANALYSIS OF CASH AND CREDIT SALES AND BALANCES DUE FOR LARGE STORES AND MULTIUNITS—SELECTED STANDARD METROPOLITAN AREAS, BY KIND OF BUSINESS: 1948—Continued

[See text for explanatory material]

Metropolitan area and kind of business	Large stores and multiunits														Small single-unit stores	
	Stores analyzing sales												Stores not analyzing sales			
	Total		Stores with cash sales only		Stores with credit sales											
					Total					Balances due from customers						
										On charge account sales		On installment sales				
	Stores	Sales, entire year	Number	Sales, entire year	Stores	Sales, entire year	Cash sales	Charge account sales	Installment sales	End of year	Beginning of year	End of year	Beginning of year	Number	Sales, entire year	Number	Sales, entire year
	(Number)	(Thousand dollars)		(Thousand dollars)	(Number)	(Thousand dollars)	(Thousand dollars)	(Thousand dollars)	(Thousand dollars)	(Thousand dollars)	(Thousand dollars)	(Thousand dollars)	(Thousand dollars)		(Thousand dollars)		(Thousand dollars)
MINNEAPOLIS-ST. PAUL, MINN., total	2,810	1,005,471	1,501	260,231	1,309	745,240	420,119	244,477	80,644	37,014	33,355	23,313	18,682	82	12,805	7,335	245,251
Food group	779	175,347	520	102,807	259	72,540	44,825	27,583	132	2,368	2,159	48	13	19	3,446	2,217	80,212
Grocery stores, without fresh meat	67	9,921	44	6,664	23	3,257	1,931	1,294	32	128	124	21	1	2	1,050	1,118	34,006
Grocery stores, with fresh meat	446	114,680	272	77,213	174	37,467	25,193	12,259	15	1,115	1,034	7	...	11	1,639	544	27,528
Candy, nut, confectionery stores	59	2,713	53	2,196	6	517	447	70	...	15	13	...	...	3	339	96	1,989
Dairy products stores, milk dealers	28	25,904	16	5,038	12	20,866	10,763	10,103	...	778	685	...	...	1	226	87	3,084
All other food stores	179	22,129	135	11,696	44	10,433	6,491	3,857	85	332	303	20	12	2	192	372	13,605
Eating and drinking places	363	50,270	340	42,386	23	7,884	6,601	1,283	...	207	151	...	...	17	2,015	1,700	49,855
General stores	2	(x)	...	...	2	(x)	(x)	(x)	(x)	(x)	(x)	(x)	(x)	1	276	19	(x)
General merchandise group	99	(x)	69	(x)	30	(x)	(x)	(x)	(x)	(x)	(x)	(x)	(x)	...	...	144	(x)
Department stores	13	258,456	...	...	13	258,456	160,234	66,133	32,089	11,620	11,254	11,199	9,472	...	...	...	...
Dry goods, general merchandise stores	31	11,550	15	4,922	16	6,628	4,316	1,160	552	178	154	107	90	...	...	41	1,219
Variety stores	55	(x)	54	(x)	1	(x)	(x)	(x)	(x)	(x)	(x)	(x)	(x)	...	...	103	(x)
Apparel group	255	76,853	136	22,039	119	54,814	24,492	27,473	2,849	5,396	4,801	640	613	7	1,061	395	12,826
Men's, boys' clothing, furnishings stores	71	18,193	41	6,846	30	11,347	4,715	6,600	32	1,090	949	9	8	...	...	82	3,108
Family clothing stores	26	20,029	8	2,383	18	17,646	7,524	9,039	1,083	1,709	1,480	340	279	...	...	35	1,332
Women's ready-to-wear stores	54	23,187	24	4,262	30	18,925	9,263	9,137	525	2,056	1,826	133	137	2	383	84	2,502
Other apparel accessory, specialty stores	25	880	22	(x)	3	(x)	(x)	(x)	(x)	(x)	(x)	(x)	(x)	...	...	29	492
Shoe stores	51	9,615	35	7,243	16	2,372	1,966	393	13	48	47	2	2	1	190	58	2,132
Custom tailors	7	1,134	2	(x)	5	(x)	(x)	(x)	(x)	(x)	(x)	(x)	(x)	4	488	46	1,257
Furriers, fur shops	13	3,291	1	(x)	12	(x)	(x)	(x)	(x)	(x)	(x)	(x)	(x)	...	...	29	1,395
All other apparel stores	8	524	3	(x)	5	(x)	(x)	(x)	(x)	(x)	(x)	(x)	(x)	...	...	32	608
Furniture, furnishings, appliance group	161	50,220	19	2,431	142	47,789	12,404	13,377	22,008	2,256	1,954	7,801	5,974	6	500	258	9,702
Furniture stores	57	26,623	6	901	51	25,722	5,761	5,119	14,842	949	874	6,187	4,808	1	22	79	3,536
Floor covering, drapery stores	17	5,710	3	(x)	14	(x)	(x)	(x)	(x)	(x)	(x)	(x)	(x)	...	...	26	1,016
Other home furnishing stores	9	(x)	2	(x)	7	(x)	(x)	(x)	(x)	(x)	(x)	(x)	(x)	1	147	45	(x)
Household appliance stores	74	12,872	7	577	67	12,295	4,500	3,818	3,977	577	428	690	454	3	209	75	3,212
Radio stores	4	(x)	1	(x)	3	(x)	(x)	(x)	(x)	(x)	(x)	(x)	(x)	1	122	33	(x)
Automotive group	278	183,308	71	23,503	207	159,805	113,450	29,980	16,375	2,900	2,838	966	563	12	3,397	109	5,054
Motor vehicle (new and used) dealers	144	143,043	13	5,371	131	137,672	99,116	26,171	12,385	2,502	2,437	337	225	6	2,263	18	1,304
Motor vehicle (used) dealers	78	28,449	44	15,347	34	13,102	10,200	414	2,488	53	41	320	116	3	567	45	2,232
Tire, battery, accessory dealers	32	6,914	5	607	27	6,307	2,820	2,723	764	313	320	218	182	2	238	40	1,366
All other automotive dealers	24	4,902	9	2,178	15	2,724	1,314	672	738	32	40	91	40	1	329	6	152
Gasoline service stations	179	19,197	93	8,019	86	11,178	7,966	3,123	89	532	451	40	29	7	652	1,089	35,986
Lumber, building, hardware group	189	58,609	18	3,363	171	55,246	15,527	38,404	1,315	5,953	3,996	366	221	...	...	289	12,371
Lumber yards, building materials dealers	89	39,898	4	(x)	85	(x)	(x)	(x)	(x)	(x)	(x)	(x)	(x)	...	...	12	719
Plumbing, paint, electrical stores	40	5,982	6	348	34	5,634	1,054	4,302	(v)	542	455	(v)	(v)	...	...	54	1,220
Hardware stores	45	9,920	5	185	40	9,735	5,885	3,297	553	397	347	80	27	...	...	204	7,699
Farm equipment dealers	15	2,809	3	(x)	12	(x)	(x)	(x)	(x)	(x)	(x)	(x)	(x)	...	...	19	748
Drug and proprietary stores	138	26,211	98	19,662	40	6,549	5,543	1,006	...	143	144	...	...	5	1,126	259	13,763
Other retail stores	367	79,558	137	17,480	230	62,078	22,083	34,901	5,094	5,457	5,449	2,084	1,646	8	332	856	23,237
Fuel, fuel oil, ice dealers	59	27,471	5	748	54	26,723	7,263	18,686	774	2,826	3,117	201	179	...	...	56	2,033
Feed, farm, garden supply stores	21	3,993	2	(x)	19	(x)	(x)	(x)	(x)	(x)	(x)	(x)	(x)	...	...	31	1,375
Jewelry stores	48	7,878	8	283	40	7,595	3,135	2,661	1,799	842	710	677	557	...	...	114	3,290
Book, stationery stores	17	7,315	2	(x)	15	(x)	(x)	(x)	(x)	(x)	(x)	(x)	(x)	...	...	43	1,048
Sporting goods stores, bicycle stores	10	2,167	3	(x)	7	(x)	(x)	(x)	(x)	(x)	(x)	(x)	(x)	...	...	61	1,474
Florists	23	2,103	6	281	17	1,822	493	1,329	...	197	187	...	...	...	...	54	1,277
Music stores	23	3,811	7	528	16	3,283	803	1,167	1,313	155	125	369	274	...	...	28	704
Optical goods stores	9	884	1	(x)	8	(x)	(x)	(x)	(x)	(x)	(x)	(x)	(x)	...	...	8	368
Camera, photographic supply stores	11	1,670	3	(x)	8	(x)	(x)	(x)	(x)	(x)	(x)	(x)	(x)	...	...	7	229
All other retail stores	146	22,266	100	14,608	46	7,658	4,735	2,609	314	319	271	96	77	8	332	454	11,355

See footnotes at end of table.

Table 11H.—ANALYSIS OF CASH AND CREDIT SALES AND BALANCES DUE FOR LARGE STORES AND MULTIUNITS - SELECTED STANDARD METROPOLITAN AREAS, BY KIND OF BUSINESS. 1948—Continued

[See text for explanatory material]

Metropolitan area and kind of business	Large stores and multiunits — Stores analyzing sales — Total — Stores	Total — Sales, entire year (Thousand dollars)	Stores with cash sales only — Number	Stores with cash sales only — Sales, entire year (Thousand dollars)	Stores with credit sales — Total — Stores (Number)	Stores with credit sales — Total — Sales, entire year (Thousand dollars)	Stores with credit sales — Cash sales (Thousand dollars)	Stores with credit sales — Charge account sales (Thousand dollars)	Stores with credit sales — Installment sales (Thousand dollars)	Balances due from customers — On charge account sales — End of year (Thousand dollars)	On charge account sales — Beginning of year (Thousand dollars)	On installment sales — End of year (Thousand dollars)	On installment sales — Beginning of year (Thousand dollars)	Stores not analyzing sales — Number	Stores not analyzing sales — Sales, entire year (Thousand dollars)	Small single-unit stores — Number	Small single-unit stores — Sales, entire year (Thousand dollars)
MOBILE, ALA. total	527	12[illegible],838	339	58,350	188	67,488	31,385	23,351	12,752	3,331	3,092	3,159	2,[illegible]58	[illegible]	2,543	1,675	41,426
Food group	[illegible]	2[illegible],664	[illegible]	24,423	21	4,131	2,276	855	...	[illegible]	[illegible]	...	...	[illegible]	[illegible]	[illegible]	[illegible]
Eating and drinking places	[illegible]	4,883	53	4,984	...	...	...	...	...	...	...	...	...	[illegible]	[illegible]	[illegible]	[illegible]
General merchandise group, general stores	[illegible]	20,214	28	7,408	7	12,806	6,786	3,614	2,406	711	639	187	2[illegible]	[illegible]	[illegible]	[illegible]	[illegible]
Apparel group	68	13,747	[illegible]	7,465	24	6,282	2,785	2,306	1,191	637	524	207	[illegible]	[illegible]	[illegible]	[illegible]	[illegible]
Furniture, furnishings, appliance group	33	6,751	1	(x)	32	(x)	(x)	(x)	(x)	(x)	x)	x)	(x)	[illegible]	[illegible]	[illegible]	[illegible]
Automotive group	[illegible]	2[illegible],[illegible]24	12	1,427	45	24,289	11,961	8,143	4,185	450	441	526	353	[illegible]	[illegible]	[illegible]	[illegible]
Gasoline service stations	31	2,3[illegible]	18	1,226	13	1,118	682	436	...	42	29	...	...	[illegible]	[illegible]	[illegible]	[illegible]
Lumber, building, hardware group	[illegible]	6,579	8	1,017	16	5,562	2,279	3,287	...	436	416	...	...	1	14[illegible]	42	[illegible]
Drug and proprietary stores	32	6,750	26	x)	6	x)	(x)	(x)	(x)	(x)	(x)	(x)	(x)	...	...	...	...
All other retail stores	59	11,948	25	4,188	34	5,760	1,872	3,167	721	523	441	440	342	4	498	217	[illegible]
NASHVILLE, TENN., total	823	215,769	460	71,771	373	143,998	66,148	56,201	21,657	9,083	8,053	5,723	4,3[illegible]	17	1,92[illegible]	[illegible],[illegible]4[illegible]	[illegible],[illegible]
Food group	184	40,32[illegible]	130	26,958	54	13,368	7,955	5,249	164	409	365	41	31	2	6	663	[illegible],5[illegible]
Eating and drinking places	90	6,317	86	(x)	4	(x)	(x)	(x)	(x)	(x)	(x)	(x)	(x)	...	...	650	11,2[illegible]
General merchandise group, general stores	37	39,747	14	6,105	18	33,642	16,342	12,577	4,723	2,245	1,654	879	7[illegible]8	...	...	63	1,81[illegible]
Apparel group	91	23,343	45	7,684	46	15,659	5,891	8,082	1,686	1,811	1,634	630	480	...	...	74	1,[illegible]6[illegible]
Furniture, furnishings, appliance group	43	13,773	2	(x)	41	(x)	(x)	(x)	(x)	(x)	(x)	(x)	(x)	...	...	68	2,331
Automotive group	87	50,181	28	11,791	59	38,390	23,046	8,340	7,004	785	856	674	392	3	433	35	[illegible],[illegible]
Gasoline service stations	71	5,530	41	2,5[illegible]	30	2,984	1,767	1,189	(v)	127	118	(v)	(v)	1	138	231	8,224
Lumber, building, hardware group	47	14,374	2	(x)	45	(x)	(x)	(x)	(v)	(x)	(x)	(x)	(x)	1	324	63	1,[illegible]65
Drug and proprietary stores	29	3,819	22	2,41[illegible]	7	1,407	1,047	360	...	99	89	...	...	1	132	104	[illegible],[illegible]7
All other retail stores	138	19,359	75	9,047	63	10,312	3,708	5,15[illegible]	1,448	959	914	793	605	[illegible]	884	247	[illegible],[illegible]4
NEW HAVEN, CONN., total	696	166,56[illegible]	345	54,292	351	112,273	52,581	46,638	13,054	7,741	7,259	2,6[illegible]3	2,207	6	1,[illegible]01	3,131	[illegible],[illegible]5[illegible]
Food group	172	41,072	111	26,745	61	14,327	7,095	7,209	(v)	541	482	(v)	(v)	1	137	899	[illegible],[illegible]75
Eating and drinking places	73	7,508	70	(x)	3	(x)	(x)	(x)	(x)	(x)	(x)	(x)	(x)	2	116	[illegible]74	17,59[illegible]
General merchandise group, general stores	18	17,500	11	3,9[illegible]2	7	13,533	8,315	4,234	984	1,111	1,1[illegible]4	364	283	...	...	89	2,1[illegible]4
Apparel group	133	24,840	60	8,181	73	16,659	7,567	8,091	1,001	1,631	1,[illegible]78	264	272	1	181	259	[illegible],[illegible]75
Furniture, furnishings, appliance group	[illegible]	11,120	[illegible]	(x)	[illegible]0	(x)	(x)	(x)	(x)	(x)	(x)	(x)	(x)	...	...	146	[illegible],[illegible]48
Automotive group	62	[illegible],656	13	1,733	49	26,923	17,000	6,152	3,771	654	508	119	68	...	...	60	2,39[illegible]
Gasoline service stations	27	2,464	10	818	17	1,[illegible]46	1,231	394	(v)	70	69	(v)	(v)	1	164	275	[illegible],[illegible]68
Lumber, building, hardware group	35	10,668	2	(x)	33	(x)	(x)	(x)	(x)	(x)	(x)	(x)	(x)	...	...	20	2,34[illegible]
Drug and proprietary stores	22	3,662	12	1,405	10	2,257	2,031	226	...	40	39	...	...	...	...	124	5,865
All other retail stores	110	19,075	52	4,099	58	14,976	3,800	9,361	1,815	1,490	1,394	775	609	1	431	535	14,551
NEW ORLEANS, LA., total	1,[illegible]63	395,312	929	143,922	534	251,990	115,814	98,688	37,488	20,135	17,931	14,295	10,3[illegible]3	110	18,060	6,177	139,239
Food group	367	65,683	315	56,092	52	9,591	6,139	3,452	...	483	437	...	...	36	4,750	2,447	[illegible],[illegible]4[illegible]
Eating and drinking places	237	23,539	226	20,870	11	2,669	2,259	410	...	75	68	...	...	20	2,874	1,853	36,991
General merchandise group, general stores	77	45,857	54	17,332	23	78,525	35,409	33,028	10,088	8,39[illegible]	7,48[illegible]	5,140	3,222	[illegible]	4[illegible]	133	2,239
Apparel group	158	54,527	98	20,512	60	34,015	15,817	15,853	2,345	4,113	3,761	614	539	[illegible]	1,591	211	5,993
Furniture, furnishings, appliance group	112	25,541	16	1,205	96	24,336	5,742	4,059	14,535	84[illegible]	867	6,463	4,6[illegible]5	6	9[illegible]0	177	5,[illegible]27
Automotive group	99	52,613	35	9,444	54	43,169	27,850	9,518	5,801	854	699	688	427	11	2,961	[illegible]4	2,9[illegible]
Gasoline service stations	71	6,469	46	3,488	25	2,981	2,045	850	(v)	100	71	(v)	(v)	8	1,13[illegible]	362	12,572
Lumber, building, hardware group	76	22,323	13	729	63	21,594	[illegible],374	16,900	(v)	2,561	1,989	(v)	(v)	6	1,213	194	6,131
Drug and proprietary stores	70	14,451	28	5,066	42	9,385	7,848	1,537	...	199	187	...	...	5	702	223	8,424
All other retail stores	206	34,909	98	9,184	108	25,72[illegible]	8,331	13,081	4,313	2,508	2,370	1,334	1,436	8	1,453	503	10,348

See footnotes at end of table.

Table 11H.—ANALYSIS OF CASH AND CREDIT SALES AND BALANCES DUE FOR LARGE STORES AND MULTIUNITS—SELECTED STANDARD METROPOLITAN AREAS, BY KIND OF BUSINESS: 1948—Continued

[See text for explanatory material]

Metropolitan area and kind of business	Large stores and multiunits													Small single-unit stores	
	Stores analyzing sales											Stores not analyzing sales			
	Total		Stores with cash sales only		Stores with credit sales										
					Total					Balances due from customers					
										On charge account sales		On installment sales			
	Stores (Number)	Sales, entire year (Thousand dollars)	Number	Sales, entire year (Thousand dollars)	Stores (Number)	Sales, entire year (Thousand dollars)	Cash sales (Thousand dollars)	Charge account sales (Thousand dollars)	Installment sales (Thousand dollars)	End of year (Thousand dollars)	Beginning of year (Thousand dollars)	End of year (Thousand dollars)	Beginning of year (Thousand dollars)	Number	Sales, entire year (Thousand dollars)
NEW YORK-NORTHEASTERN NEW JERSEY, total	32,425	8,549,786	22,420	4,122,647	10,005	4,427,139	2,410,334	1,625,017	391,788	241,654	221,141	128,010	102,250	622	104,835
Food group	9,788	2,135,747	8,205	1,718,806	1,583	416,941	188,785	228,018	138	15,431	14,370	21	22	147	26,418
Grocery stores, without fresh meat	2,302	335,412	1,892	284,740	410	50,672	36,233	14,408	31	1,154	1,105	...	...	43	8,713
Grocery stores, with fresh meat	2,512	1,081,580	2,019	969,839	493	111,741	71,074	40,667	...	3,398	3,078	...	...	18	5,839
Candy, nut, confectionery stores	988	52,182	967	48,620	21	3,562	2,415	1,147	...	173	147	...	...	9	1,266
Dairy products stores, milk dealers	421	199,796	258	41,647	163	158,149	15,166	142,983	...	8,563	8,140	...	...	6	725
All other food stores	3,565	466,777	3,069	373,960	496	92,817	63,897	28,813	107	2,143	1,900	21	22	71	9,875
Eating and drinking places	3,797	678,188	3,602	(x)	195	(x)	(x)	(x)	(x)	(x)	(x)	(x)	(x)	135	16,937
General stores	8	1,720	3	(x)	5	(x)	(x)	(x)	(x)	(x)	(x)	(x)	(x)	...	...
General merchandise group	997	1,188,101	780	208,550	217	979,551	630,959	238,467	110,125	60,118	58,119	47,995	39,407	7	1,366
Department stores	77	934,801	1	(x)	76	(x)	(x)	(x)	(x)	(x)	(x)	(x)	(x)	...	...
Dry goods, general merchandise stores	441	72,999	311	34,168	130	38,831	23,139	8,747	6,945	1,693	1,644	3,566	3,267	3	977
Variety stores	479	180,301	468	(x)	11	(x)	(x)	(x)	(x)	(x)	(x)	(x)	(x)	4	389
Apparel group	4,798	1,278,781	3,601	658,931	1,197	619,850	363,195	224,543	32,112	46,810	44,973	8,107	7,054	73	12,428
Men's, boys' clothing, furnishings stores	1,100	257,916	749	106,134	351	151,782	108,063	34,686	9,033	7,006	6,475	2,117	1,840	15	2,151
Family clothing stores	260	331,083	115	146,740	145	184,343	92,203	76,196	15,944	18,044	17,324	4,745	3,913	3	572
Women's ready-to-wear stores	1,176	367,638	833	166,827	343	200,811	114,573	80,768	5,470	16,522	16,565	1,088	1,142	21	4,842
Other apparel accessory, specialty stores	754	70,570	695	63,552	59	7,018	5,708	1,253	(v)	197	188	(v)	(v)	18	2,471
Shoe stores	1,063	172,437	927	140,387	136	32,050	27,850	4,200	...	607	514	...	...	9	2,134
Custom tailors	73	13,815	22	3,742	51	10,073	2,091	7,925	57	1,328	1,274	...	...	1	105
Furriers, fur shops	99	30,849	22	4,185	77	26,664	8,219	16,900	(v)	2,640	2,203	(v)	(v)	2	244
All other apparel stores	273	34,473	238	27,364	35	7,109	4,488	2,615	6	466	430	2	...	4	409
Furniture, furnishings, appliance group	2,571	610,964	895	140,041	1,676	470,923	202,647	126,669	141,607	16,205	13,604	45,378	35,430	39	7,084
Furniture stores	802	220,118	245	42,210	557	177,908	57,021	44,165	76,722	6,610	5,873	32,992	26,113	7	1,392
Floor covering, drapery stores	387	63,848	208	24,996	179	38,852	18,337	19,564	951	2,552	2,095	233	210	4	459
Other home furnishing stores	196	38,346	102	15,154	94	23,192	7,304	9,736	6,152	1,186	1,106	3,137	3,252	3	818
Household appliance stores	748	163,882	176	29,840	572	134,042	60,765	34,743	38,534	3,792	3,015	8,346	5,412	11	2,214
Radio stores	438	124,770	164	27,841	274	96,929	59,220	18,461	19,248	2,065	1,515	670	443	14	2,201
Automotive group	2,278	1,094,774	888	309,211	1,390	785,563	579,685	148,509	57,369	12,580	9,667	4,570	2,782	46	15,443
Motor vehicle (new and used) dealers	1,385	866,753	291	154,124	1,094	712,629	544,889	125,451	42,289	9,837	7,358	2,858	2,065	18	8,824
Motor vehicle (used) dealers	511	172,371	401	133,789	110	38,582	23,156	2,285	13,141	165	140	1,269	458	17	3,864
Tire, battery, accessory dealers	340	44,754	179	17,693	161	27,061	9,344	16,154	1,563	2,174	1,916	373	207	8	1,981
All other automotive dealers	42	10,896	17	3,605	25	7,291	2,296	4,619	376	404	253	70	52	3	774
Gasoline service stations	880	82,329	459	37,344	421	44,985	31,912	13,010	(v)	1,497	1,338	(v)	(v)	46	5,669
Lumber, building, hardware group	1,242	328,090	200	28,589	1,042	299,501	93,044	195,844	(v)	28,518	23,876	(v)	(v)	28	5,677
Lumber yards, building materials dealers	603	206,789	58	13,798	545	192,991	42,012	148,703	2,276	22,319	18,287	368	298	13	3,076
Plumbing, paint, electrical stores	286	41,803	57	(x)	229	(x)	(x)	(x)	(x)	(x)	(x)	(x)	(x)	10	1,438
Hardware stores	329	69,713	84	8,394	245	61,324	34,131	22,143	5,050	(v)	2,890	(v)	(v)	4	829
Farm equipment dealers	24	9,780	1	(x)	23	(x)	(x)	(x)	(x)	(x)	(x)	(x)	(x)	1	274
Drug and proprietary stores	1,106	164,512	832	122,343	274	42,169	33,125	9,034	10	1,013	947	8	...	15	2,188
Other retail stores	4,960	986,580	2,955	322,841	2,005	663,739	196,550	427,439	39,750	57,826	52,968	21,102	16,874	86	11,125
Fuel, fuel oil, ice dealers	956	363,050	103	23,687	853	339,363	70,606	266,425	2,332	35,047	29,964	199	213	16	3,486
Feed, farm, garden supply stores	126	34,620	15	1,659	111	32,961	10,491	22,308	162	2,690	3,583	25	18	3	350
Jewelry stores	392	92,420	135	13,767	257	78,653	28,982	29,549	20,122	5,967	5,737	9,897	8,130	2	18
Book, stationery stores	272	84,347	81	8,554	191	75,793	16,297	48,812	10,684	6,000	6,364	8,279	6,146	3	444
Sporting goods stores, bicycle stores	94	21,660	57	8,543	37	13,117	7,078	6,039	...	1,009	965	...	...	...	...
Florists	180	12,442	80	1,772	100	10,670	3,545	7,125	...	967	946	...	...	1	35
Music stores	101	15,791	59	4,568	42	11,223	5,565	1,937	3,721	380	214	2,025	1,718	2	310
Optical goods stores	86	5,766	45	2,017	41	3,749	2,427	1,025	297	143	139	159	150	...	...
Camera, photographic supply stores	106	33,692	58	7,150	48	26,542	15,578	10,013	951	1,188	1,176	148	130	3	155
All other retail stores	2,647	322,792	2,322	251,124	325	71,668	35,981	34,206	1,481	4,435	3,880	370	369	56	6,277

See footnotes at end of table.

Table 11H.—ANALYSIS OF CASH AND CREDIT SALES AND BALANCES DUE FOR LARGE STORES AND MULTIUNITS - SELECTED STANDARD METROPOLITAN AREAS, BY KIND OF BUSINESS. 1948—Continued

[See text for explanatory material]

Metropolitan area and kind of business	Large stores and multiunits												Small single unit stores	
	Stores analyzing sales												Stores not analyzing sales	
	Total		Stores with cash sales only		Stores with credit sales									
					Total					Balances due from customers				
										On charge account sales		On installment sales		
	Stores (Number)	Sales, entire year (Thousand dollars)	Number	Sales, entire year (Thousand dollars)	Stores (Number)	Sales, entire year (Thousand dollars)	Cash sales (Thousand dollars)	Charge account sales (Thousand dollars)	Installment sales (Thousand dollars)	End of year (Thousand dollars)	Beginning of year (Thousand dollars)	End of year (Thousand dollars)	Beginning of year (Thousand dollars)	Number	Sales, entire year (Thousand dollars)	Number	Sales, entire year (Thousand dollars)
NORFOLK-PORTSMOUTH, VA., total	481	156,784	240	1,180	461	146,606	76,125	51,043	19,438	9,024	5,582	5,200	3,074	17	1,244	142	[illegible]
Food group	144	52,882	187	1,263	62	13,035	6,367	6,668	...	525	507	...	...	...	...	22	[illegible]
Eating and drinking places	33	8,643	92	(x)	1	(x)	(x)	(x)	(x)	(x)	(x)	(x)	(x)	...	...	2	[illegible]
General merchandise group, general stores	41	23,726	36	15,470	15	14,132	7,826	5,571	735	1,208	1,144	327	254	...	...	[illegible]	[illegible]
Apparel group	146	31,209	91	11,444	65	19,735	9,976	9,125	634	2,535	2,318	137	175	1	[illegible]	[illegible]	[illegible]
Furniture, furnishings, appliance group	65	15,672	1	(x)	64	(x)	(x)	(x)	(x)	(x)	(x)	(x)	(x)	...	...	103	[illegible]
Automotive group	38	61,282	15	5,842	23	45,191	31,130	8,782	5,279	808	641	434	456	2	[illegible]	...	...
Gasoline service stations	45	3,855	20	1,307	25	2,345	1,446	861	39	105	9	111	13	1	112	[illegible]	[illegible]
Lumber, building, hardware group	12	26,856	4	(x)	8	(x)	(x)	(x)	(x)	(x)	(x)	(x)	(x)	1	[illegible]	[illegible]	[illegible]
Drug and proprietary stores	44	8,263	4	1,039	10	1,654	1,518	136	...	21	20	...	...	...	...	4	4,234
All other retail stores	132	34,856	49	10,351	92	18,259	7,471	9,127	1,657	1,438	1,311	642	593	4	1,053	21	[illegible]
OKLAHOMA CITY, OKLA., total	715	248,336	328	72,806	387	175,232	81,360	70,390	22,882	10,304	9,805	6,489	5,218	9	1,764	2,815	68,2[illegible]
Food group	128	46,506	85	26,041	43	14,465	9,078	5,324	63	476	408	18	18	3	319	734	22,3[illegible]
Eating and drinking places	54	6,479	52	(x)	2	(x)	(x)	(x)	(x)	(x)	(x)	(x)	(x)	1	1,5[illegible]	2[illegible]	24,[illegible]
General merchandise group, general stores	59	43,747	49	12,769	10	35,978	15,433	13,748	6,797	1,904	2,659	2,024	1,[illegible]	...	...	43	[illegible]
Apparel group	79	22,326	36	5,221	43	17,105	8,098	6,605	2,402	1,263	1,078	843	62[illegible]	...	...	76	2,[illegible]
Furniture, furnishings, appliance group	54	15,685	3	(x)	48	(x)	(x)	(x)	(x)	(x)	(x)	(x)	(x)	1	2[illegible]	12[illegible]	[illegible]
Automotive group	105	60,891	46	14,351	59	46,540	27,899	15,3[illegible]	3,249	1,049	1,015	558	232	2	2[illegible]	139	5,15[illegible]
Gasoline service stations	49	4,087	11	895	38	3,192	1,934	1,251	(v)	114	103	(v)	(v)	2	2[illegible]	395	1[illegible]68
Lumber, building, hardware group	85	25,286	9	939	76	24,347	4,324	19,[illegible]	268	3,662	2,938	71	72	...	...	76	2,[illegible]
Drug and proprietary stores	47	8,921	18	2,373	29	6,548	5,568	980	...	111	87	...	...	...	...	1[illegible]	[illegible]
All other retail stores	61	14,108	19	2,496	42	11,612	4,578	4,041	2,993	838	736	1,405	1,078	...	...	4[illegible]	[illegible]
OMAHA, NEBR., total	918	292,975	413	75,906	505	217,069	123,142	71,508	22,419	11,028	9,798	5,088	3,776	20	4,88[illegible]	2,592	85,154
Food group	231	56,561	139	28,023	92	28,537	20,083	8,373	81	866	631	21	20	2	[illegible]	471	20,[illegible]
Eating and drinking places	102	11,029	96	9,870	6	1,159	1,038	121	...	11	12	...	2	2	1[illegible]	772	23,15[illegible]
General merchandise group, general stores	29	46,079	13	13,167	16	32,912	20,112	9,995	2,805	2,043	1,743	435	34[illegible]	...	...	55	[illegible]
Apparel group	76	27,350	41	6,788	35	20,562	12,190	7,397	(v)	1,706	1,470	(v)	(v)	...	...	96	2,735
Furniture, furnishings, appliance group	53	19,830	6	468	47	19,369	5,562	7,230	6,577	1,832	1,653	1,474	1,126	...	...	174	[illegible]
Automotive group	115	67,014	19	7,558	96	59,456	38,791	12,503	8,162	1,267	1,199	2,[illegible]8	1,289	4	2,177	73	3,[illegible]
Gasoline service stations	34	3,254	14	1,097	20	2,157	1,261	892	4	115	98	3	...	1	1,584	363	20,714
Lumber, building, hardware group	94	28,545	5	903	94	27,642	10,916	14,709	2,017	1,989	1,774	395	273	...	...	133	5,3[illegible]
Drug and proprietary stores	59	9,141	26	3,956	33	5,184	4,117	1,067	...	241	184	...	...	...	...	48	[illegible]
All other retail stores	120	24,167	49	4,076	71	20,091	9,072	9,221	1,798	1,158	1,132	662	659	1	139	322	10,054
PEORIA, ILL., total	660	177,848	298	54,226	362	123,622	67,490	40,328	15,804	6,260	5,111	4,095	3,107	11	1,[illegible]1	1,942	62,8[illegible]
Food group	163	36,043	107	24,015	56	12,033	8,770	3,075	188	232	189	65	73	1	400	481	16,88[illegible]
Eating and drinking places	51	6,479	51	6,179	...	...	...	...	...	...	...	...	...	3	219	681	18,53[illegible]
General merchandise group, general stores	33	36,660	20	6,952	13	29,708	17,608	7,704	4,396	1,153	1,038	894	777	...	...	42	1,79[illegible]
Apparel group	52	11,932	26	4,114	26	7,818	3,955	2,845	1,018	559	484	354	332	1	53	67	2,374
Furniture, furnishings, appliance group	41	11,805	5	1,932	36	10,773	3,514	3,567	3,692	725	605	1,724	1,132	1	51	58	1,947
Automotive group	94	35,571	20	3,130	74	32,441	21,274	6,395	4,772	557	411	346	261	3	574	51	2,321
Gasoline service stations	39	3,938	16	1,526	23	2,412	1,866	546	...	128	110	...	...	...	...	255	8,[illegible]
Lumber, building, hardware group	87	19,701	7	803	80	18,898	6,437	11,781	680	2,367	1,810	146	104	1	119	84	3,562
Drug and proprietary stores	20	4,215	18	(x)	2	(x)	(x)	(x)	(x)	(x)	(x)	(x)	(x)	1	25	52	1,992
All other retail stores	80	11,799	28	(x)	52	(x)	(x)	(x)	(x)	(x)	(x)	(x)	(x)	...	...	171	4,984

See footnotes at end of table.

Table 11H.—ANALYSIS OF CASH AND CREDIT SALES AND BALANCES DUE FOR LARGE STORES AND MULTIUNITS—SELECTED STANDARD METROPOLITAN AREAS, BY KIND OF BUSINESS: 1948—Continued

[See text for explanatory material]

Metropolitan area and kind of business	Large stores and multiunits													Small single-unit stores	
	Stores analyzing sales												Stores not analyzing sales			
	Total		Stores with cash sales only		Stores with credit sales											
					Total					Balances due from customers						
										On charge account sales		On installment sales				
	Stores (Number)	Sales, entire year (Thousand dollars)	Number	Sales, entire year (Thousand dollars)	Stores (Number)	Sales, entire year (Thousand dollars)	Cash sales (Thousand dollars)	Charge account sales (Thousand dollars)	Installment sales (Thousand dollars)	End of year (Thousand dollars)	Beginning of year (Thousand dollars)	End of year (Thousand dollars)	Beginning of year (Thousand dollars)	Number	Sales, entire year (Thousand dollars)	Number	Sales, entire year (Thousand dollars)
PHILADELPHIA, PA., total	7,914	2,345,783	4,947	895,037	2,967	1,450,746	737,257	520,773	192,016	72,872	64,328	52,566	41,561	191	41,726	37,403	958,697
Food group	2,106	519,799	1,813	401,135	293	118,664	47,693	77,775	196	4,018	3,282	74	31	34	7,184	11,993	307,259
Grocery stores, without fresh meat	483	39,999	464	37,152	19	2,847	2,028	815	4	137	135	4	6	2	123	3,238	67,395
Grocery stores, with fresh meat	956	336,199	812	344,619	144	25,580	16,587	8,963	30	815	694	30	...	19	4,987	3,970	138,520
Candy, nut, confectionery stores	146	11,075	142	(x)	4	(x)	(x)	(x)	(x)	(x)	(x)	(x)	(x)	1	116	1,528	14,693
Dairy products stores, milk dealers	114	89,206	37	7,760	77	81,506	16,091	65,415	...	2,805	2,219	...	...	1	307	101	3,243
All other food stores	407	49,320	358	(x)	49	(x)	(x)	(x)	(x)	(x)	(x)	(x)	(x)	11	1,651	3,156	83,408
Eating and drinking places	704	113,678	650	101,856	54	11,822	10,553	1,269	...	354	298	..	...	33	3,540	8,320	203,181
General stores	6	544	4	(x)	2	(x)	(x)	(x)	(x)	(x)	(x)	(x)	(x)	...	...	63	2,043
General merchandise group	328	526,290	265	59,794	63	466,496	228,132	157,104	75,260	30,530	27,519	21,536	17,232	4	671	772	15,730
Department stores	27	453,032	2	(x)	25	(x)	(x)	(x)	(x)	(x)	(x)	(x)	(x)	...	...	...	...
Dry goods, general merchandise stores	94	17,632	58	8,457	36	9,175	5,661	1,714	1,800	497	415	869	811	3	561	593	11,604
Variety stores	207	49,626	205	(x)	2	(x)	(x)	(x)	(x)	(x)	(x)	(x)	(x)	1	110	179	4,126
Apparel group	1,114	208,731	841	91,244	273	117,487	63,183	41,713	12,591	6,08[illegible]	6,413	3,502	3,401	10	2,922	3,494	84,575
Men's, boys' clothing, furnishings stores	234	47,220	166	19,318	68	27,902	18,861	5,800	3,241	945	1,[illegible]71	573	419	2	1,[illegible]30	605	18,978
Family clothing stores	63	14,360	23	1,997	40	12,363	5,408	3,808	3,147	637	615	1,087	907	1	120	212	5,633
Women's ready-to-wear stores	262	83,683	185	28,779	77	54,904	29,714	22,826	2,364	3,520	3,229	887	805	4	948	817	21,078
Other apparel accessory, specialty stores	178	10,823	170	9,700	8	1,123	571	552	...	75	66	...	...	1	143	722	11,276
Shoe stores	268	35,377	242	27,880	26	7,497	5,350	2,021	126	569	553	14	14	...	...	464	12,962
Custom tailors	14	1,811	6	205	8	1,606	292	1,177	(v)	147	140	(v)	(v)	3	291	260	4,997
Furriers, fur shops	37	10,865	1	(x)	36	(x)	(x)	(x)	(x)	(x)	(x)	(x)	(x)	1	120	93	2,993
All other apparel stores	58	4,592	48	(x)	10	(x)	(x)	(x)	(x)	(x)	(x)	(x)	(x)	...	...	321	6,679
Furniture, furnishings, appliance group	647	138,221	156	23,436	491	114,785	33,850	27,888	53,047	4,479	3,609	16,364	13,799	15	1,894	1,642	50,293
Furniture stores	273	63,441	58	8,700	215	54,741	13,095	9,907	31,739	2,026	1,694	12,692	10,623	4	619	435	16,519
Floor covering, drapery stores	55	12,371	26	2,423	29	9,948	2,661	6,961	326	704	586	146	107	...	...	217	6,843
Other home furnishing stores	39	9,605	11	2,217	28	7,388	1,998	650	4,740	109	95	1,863	1,277	2	431	418	6,501
Household appliance stores	209	37,004	38	4,794	171	32,210	11,435	7,179	13,596	1,151	873	3,044	1,466	5	652	389	14,344
Radio stores	71	15,800	23	5,302	48	10,498	4,661	3,191	2,646	489	361	619	326	4	192	183	6,086
Automotive group	775	377,425	185	60,036	590	317,389	232,812	55,786	28,791	5,063	3,956	2,151	1,581	27	11,947	405	16,059
Motor vehicle (new and used) dealers	549	327,603	65	32,347	484	295,256	221,545	50,935	22,776	4,478	3,480	873	434	15	6,960	60	3,613
Motor vehicle (used) dealers	120	34,447	80	21,006	40	13,441	7,950	930	4,561	61	55	1,011	1,010	5	3,964	130	5,105
Tire, battery, accessory dealers	96	12,868	37	(x)	59	(x)	(x)	(x)	(x)	(x)	(x)	(x)	(x)	4	506	165	5,079
All other automotive dealers	10	2,507	3	(x)	7	(x)	(x)	(x)	(x)	(x)	(x)	(x)	(x)	3	517	50	1,562
Gasoline service stations	303	21,902	126	9,548	177	12,354	9,975	2,332	47	247	191	12	5	13	1,493	2,731	81,048
Lumber, building, hardware group	451	124,241	69	9,416	382	114,825	42,747	63,775	(v)	8,370	6,965	(v)	(v)	12	2,737	1,119	32,662
Lumber yards, building materials dealers	209	70,876	21	4,453	188	66,423	18,293	46,425	1,705	6,229	4,959	190	144	5	1,189	92	4,188
Plumbing, paint, electrical stores	112	19,128	19	(x)	93	(x)	(x)	(x)	(x)	(x)	(x)	(x)	(x)	4	776	312	8,952
Hardware stores	92	24,153	27	2,445	65	21,708	12,396	4,588	(v)	580	547	(v)	(v)	2	185	680	17,947
Farm equipment dealers	38	10,084	2	(x)	36	(x)	(x)	(x)	(x)	(x)	(x)	(x)	(x)	1	593	35	1,732
Drug and proprietary stores	255	33,462	197	21,535	58	11,927	11,126	792	9	115	94	2	...	11	1,310	1,727	58,637
Other retail stores	1,225	286,790	641	(x)	584	(x)	(x)	(x)	(x)	(x)	(x)	(x)	(x)	30	8,028	5,137	108,203
Fuel, fuel oil, ice dealers	276	80,486	43	4,741	233	75,745	29,329	44,035	2,381	5,707	5,554	375	373	8	1,552	429	15,213
Feed, farm, garden supply stores	107	41,710	13	2,770	94	38,940	15,395	23,529	16	2,944	2,685	3	6	9	3,752	68	3,238
Jewelry stores	73	16,276	21	1,269	52	15,007	5,284	4,136	5,587	940	894	1,741	1,349	3	556	418	11,434
Book, stationery stores	56	12,676	11	853	45	11,823	2,112	6,358	3,353	867	826	2,696	2,278	3	1,099	163	3,999
Sporting goods stores, bicycle stores	22	4,595	10	627	12	3,968	1,697	2,131	140	180	187	25	18	...	...	142	3,612
Florists	35	2,789	11	307	24	2,482	700	1,782	...	302	297	...	...	...	...	502	8,467
Music stores	31	5,061	19	915	12	4,146	1,101	1,468	1,577	1,012	645	1,255	889	...	...	145	2,739
Optical goods stores	30	2,235	14	667	16	1,568	1,082	482	4	63	59	2	1	...	...	82	1,5[illegible]
Camera, photographic supply stores	15	4,037	2	(x)	13	(x)	(x)	(x)	(x)	(x)	(x)	(x)	(x)	1	235	59	2,1[illegible]
All other retail stores	580	116,925	497	104,361	83	12,564	5,598	6,259	707	695	576	170	107	6	84[illegible]	3,13[illegible]	58,331

See footnotes at end of table.

Table 11H.—ANALYSIS OF CASH AND CREDIT SALES AND BALANCES DUE FOR LARGE STORES AND MULTIUNITS SELECTED STANDARD METROPOLITAN AREAS, BY KIND OF BUSINESS, 1948—Continued

[See text for explanatory material]

Metropolitan area and kind of business	Large stores and multiunits: Stores analyzing sales: Total: Stores (Number)	Total: Sales, entire year (Thousand dollars)	Stores with cash sales only: Number	Stores with cash sales only: Sales, entire year (Thousand dollars)	Stores with credit sales: Total: Stores (Number)	Stores with credit sales: Total: Sales, entire year (Thousand dollars)	Cash sales (Thousand dollars)	Charge account sales (Thousand dollars)	Installment sales (Thousand dollars)	Balances due from customers: On charge account sales: End of year (Thousand dollars)	On charge account sales: Beginning of year (Thousand dollars)	On installment sales: End of year (Thousand dollars)	On installment sales: Beginning of year (Thousand dollars)	Stores not analyzing sales: Number	Stores not analyzing sales: Sales, entire year (Thousand dollars)	Small single-unit stores: Number	Small single-unit stores: Sales, entire year (Thousand dollars)
PHOENIX, ARIZ., total	[illegible]	[illegible]	343	[illegible]	[illegible]	162,914	[illegible]	[illegible]	[illegible]	3,552	[illegible]	4,154	[illegible]	[illegible]	[illegible]	[illegible]	[illegible]
Food group	[illegible]	[illegible]	...	[illegible]	55	[illegible]	[illegible]	[illegible]	...	212	159	...	...	[illegible]	[illegible]	[illegible]	[illegible]
Eating and drinking places	[illegible]	[illegible]	[illegible]	(x)	[illegible]	(x)	(x)	(x)	(x)	(x)	(x)	(x)	(x)	[illegible]	[illegible]	[illegible]	[illegible]
General merchandise group, general stores	[illegible]	[illegible]	[illegible]	[illegible]	15	[illegible]	14,772	[illegible]	[illegible]	1,012	917	[illegible]	[illegible]	...	...	[illegible]	[illegible]
Apparel group	[illegible]	[illegible]	39	[illegible]	[illegible]	[illegible]	[illegible]	[illegible]	174	304	579	39	[illegible]	...	...	[illegible]	[illegible]
Furniture, furnishings, appliance group	[illegible]	[illegible]	[illegible]	[illegible]	[illegible]	[illegible]	[illegible]	[illegible]	[illegible]	1,175	[illegible]	[illegible]	[illegible]	[illegible]	[illegible]	...	[illegible]
Automotive group	[illegible]	[illegible]	[illegible]	[illegible]	[illegible]	[illegible]	[illegible]	[illegible]	5,445	1,234	1,149	[illegible]	164	[illegible]	[illegible]	[illegible]	[illegible]
Gasoline service stations	[illegible]	[illegible]	1	[illegible]	30	3,519	[illegible]	[illegible]	41	199	159	14	11	3	[illegible]	414	[illegible]
Lumber, building, hardware group	[illegible]	[illegible]	[illegible]	(x)	[illegible]	(x)	(x)	(x)	(x)	(x)	(x)	(x)	(x)	[illegible]	[illegible]	[illegible]	[illegible]
Drug and proprietary stores	[illegible]	[illegible]	[illegible]	[illegible]	21	[illegible]	[illegible]	[illegible]	...	139	34	...	...	...	...	[illegible]	[illegible]
All other retail stores	[illegible]	[illegible]	[illegible]	[illegible]	[illegible]	13,?23	[illegible]	[illegible]	1,35?	1,142	1,317	433	285	3	[illegible]	[illegible]	[illegible]
PITTSBURGH, PA., total	[illegible]	[illegible]	[illegible]	563,214	[illegible]	[illegible]	[illegible]	345,476	126,392	51,305	45,291	[illegible]	32,803	[illegible]	[illegible]	[illegible]	[illegible]
Food group	[illegible]	[illegible]	1,?59	[illegible]	447	127,557	69,727	57,184	616	[illegible]	3,768	129	89	12	1,936	6,792	[illegible]
Grocery stores, without fresh meat	136	[illegible]	[illegible]	[illegible]	22	2,228	[illegible]	1,254	...	156	126	...	1	1	[illegible]	[illegible]	35,634
Grocery stores, with fresh meat	[illegible]	259,399	[illegible]	184,917	349	73,481	47,415	25,996	[illegible]	[illegible]	[illegible]	[illegible]	4	6	[illegible]	2,275	[illegible]
Candy, nut, confectionery stores	[illegible]	[illegible]	[illegible]	4,79?	[illegible]	1,175	[illegible]	215	...	2	1	...	...	1	47	1,243	14,744
Dairy products stores, milk dealers	17	[illegible]	130	[illegible]	40	39,069	10,912	28,157	...	2,218	[illegible]	...	...	...	...	273	[illegible]
All other food stores	143	[illegible]	[illegible]	[illegible]	27	11,634	[illegible]	1,562	546	153	102	[illegible]	84	4	[illegible]	[illegible]	[illegible]
Eating and drinking places	[illegible]	43,453	[illegible]	(x)	9	(x)	(x)	(x)	(x)	(x)	(x)	(x)	(x)	[illegible]	1,432	[illegible]	[illegible]
General stores	[illegible]	[illegible]	1	(x)	41	(x)	(x)	(x)	(x)	(x)	(x)	(x)	(x)	...	...	48	[illegible]
General merchandise group	224	[illegible]	162	[illegible]	62	258,073	86,713	128,216	43,144	22,294	[illegible]	[illegible]	[illegible]	...	...	[illegible]	[illegible]
Department stores	[illegible]	[illegible]	2	(x)	25	(x)	(x)	(x)	(x)	(x)	(x)	(x)	(x)	...	...	...	...
Dry goods, general merchandise stores	63	14,976	[illegible]	(x)	37	(x)	(x)	(x)	(x)	(x)	(x)	(x)	(x)	...	...	122	[illegible]
Variety stores	134	55,124	134	55,124	...	...	...	...	...	...	...	...	...	...	...	84	[illegible]
Apparel group	[illegible]	[illegible]	[illegible]	57,344	172	45,526	22,321	18,926	4,279	4,085	[illegible]	1,708	1,501	13	1,273	[illegible]	[illegible]
Men's, boys' clothing, furnishings stores	[illegible]	[illegible]	[illegible]	[illegible]	34	7,307	5,013	2,243	46	466	401	[illegible]	12	...	...	292	[illegible]
Family clothing stores	39	[illegible]	12	1,944	27	7,736	[illegible]	2,214	2,692	485	398	1,282	[illegible]	...	...	67	[illegible]
Women's ready-to-wear stores	[illegible]	[illegible]	[illegible]	17,732	78	23,234	9,672	12,445	1,117	2,587	2,216	356	316	5	[illegible]	250	[illegible]
Other apparel accessory, specialty stores	[illegible]	[illegible]	[illegible]	(x)	2	(x)	(x)	(x)	(x)	(x)	(x)	(x)	(x)	6	81	[illegible]	2,139
Shoe stores	[illegible]	[illegible]	[illegible]	[illegible]	21	3,932	3,213	[illegible]	...	[illegible]	[illegible]	...	...	2	183	161	[illegible]
Custom tailors	[illegible]	[illegible]	11	(x)	1	(x)	(x)	(x)	(x)	(x)	(x)	(x)	(x)	...	...	[illegible]	[illegible]
Furriers, fur shops	7	[illegible]	1	(x)	6	(x)	(x)	(x)	(x)	(x)	(x)	(x)	(x)	...	...	[illegible]	[illegible]
All other apparel stores	16	[illegible]	13	(x)	3	(x)	(x)	(x)	(x)	(x)	(x)	(x)	(x)	...	...	75	2,444
Furniture, furnishings, appliance group	[illegible]	[illegible]	[illegible]	[illegible]	271	[illegible]	15,294	12,475	42,304	3,053	2,401	14,704	12,115	9	1,933	543	[illegible]
Furniture stores	144	[illegible]	[illegible]	646	137	49,337	8,776	7,616	[illegible]	[illegible]	1,796	12,138	[illegible]	6	1,323	108	5,258
Floor covering, drapery stores	16	[illegible]	5	466	11	2,564	538	1,838	188	220	178	54	47	1	10	44	[illegible]
Other home furnishing stores	24	[illegible]	4	(x)	[illegible]	(x)	(x)	(x)	(x)	(x)	(x)	(x)	(x)	1	120	79	[illegible]
Household appliance stores	121	[illegible]	19	2,577	102	11,784	[illegible]	1,781	5,517	303	231	[illegible]	702	1	480	258	[illegible]
Radio stores	2	199	1	(x)	1	(x)	(x)	(x)	(x)	(x)	(x)	(x)	(x)	...	...	54	[illegible]
Automotive group	658	256,744	158	47,345	500	209,399	150,988	39,592	18,819	4,185	3,218	1,095	344	21	5,474	306	[illegible]
Motor vehicle (new and used) dealers	496	[illegible]	[illegible]	[illegible]	403	193,613	[illegible]	35,116	[illegible]	3,635	[illegible]	558	122	17	4,914	[illegible]	5,617
Motor vehicle (used) dealers	[illegible]	[illegible]	[illegible]	[illegible]	31	7,799	3,669	1,029	3,101	119	117	265	84	4	560	51	2,162
Tire, battery, accessory dealers	[illegible]	[illegible]	[illegible]	1,301	57	6,632	2,656	3,179	[illegible]	[illegible]	394	244	138	...	...	142	4,426
All other automotive dealers	16	[illegible]	7	1,421	9	1,355	[illegible]	268	481	27	18	28	...	...	...	[illegible]	[illegible]
Gasoline service stations	217	[illegible]	[illegible]	5,579	135	[illegible]	[illegible]	3,444	87	[illegible]	292	21	12	4	451	1,989	56,193
Lumber, building, hardware group	344	[illegible]	65	[illegible]	279	79,267	23,435	[illegible]	(v)	8,110	6,587	(v)	(v)	10	2,812	602	22,361
Lumber yards, building materials dealers	151	[illegible]	18	5,167	133	51,602	[illegible]	41,749	693	6,513	5,429	180	64	6	2,049	68	3,626
Plumbing, paint, electrical stores	92	12,542	29	3,341	63	9,201	3,828	4,553	(v)	720	561	(v)	(v)	3	578	239	6,598
Hardware stores	79	[illegible]	15	1,674	64	15,612	8,768	3,658	(v)	[illegible]	480	(v)	(v)	1	185	270	10,545
Farm equipment dealers	22	[illegible]	3	449	19	2,852	1,679	1,024	149	167	117	42	23	...	...	25	1,592
Drug and proprietary stores	[illegible]	27,445	152	[illegible]	57	7,406	6,446	950	10	136	124	...	...	3	179	625	29,140

See footnotes at end of table.

Table 11H.—ANALYSIS OF CASH AND CREDIT SALES AND BALANCES DUE FOR LARGE STORES AND MULTIUNITS—SELECTED STANDARD METROPOLITAN AREAS, BY KIND OF BUSINESS: 1948—Continued

[See text for explanatory material]

Metropolitan area and kind of business	Large stores and multiunits														Small single-unit stores	
	Stores analyzing sales												Stores not analyzing sales			
	Total		Stores with cash sales only		Stores with credit sales											
					Total					Balances due from customers						
										On charge account sales		On installment sales				
	Stores	Sales, entire year	Number	Sales, entire year	Stores	Sales, entire year	Cash sales	Charge account sales	Installment sales	End of year	Beginning of year	End of year	Beginning of year	Number	Sales, entire year	Number	Sales, entire year
	(Number)	(Thousand dollars)		(Thousand dollars)	(Number)	(Thousand dollars)	(Thousand dollars)	(Thousand dollars)	(Thousand dollars)	(Thousand dollars)	(Thousand dollars)	(Thousand dollars)	(Thousand dollars)		(Thousand dollars)		(Thousand dollars)
PITTSBURGH, PA.--Continued																	
Other retail stores	556	115,858	309	69,714	247	46,144	17,806	18,738	9,600	2,920	2,719	4,457	3,783	12	2,028	1,566	42,966
Fuel, fuel oil, ice dealers	30	11,285	5	812	25	10,473	3,548	6,925	...	961	924	...	...	...	...	84	2,511
Feed, farm, garden supply stores	52	11,758	46	4,976	32	6,782	3,558	3,223	1	203	374	...	...	2	881	49	2,306
Jewelry stores	86	14,374	11	777	75	13,602	4,377	2,583	6,642	695	630	3,083	2,507	...	...	234	7,224
Book, stationery stores	18	3,086	3	(x)	15	(x)	(x)	(x)	(x)	(x)	(x)	(x)	(x)	1	136	46	1,008
Sporting goods stores, bicycle stores	12	1,991	4	(x)	8	(x)	(x)	(x)	(x)	(x)	(x)	(x)	(x)	...	...	77	1,750
Florists	33	2,375	12	723	21	1,652	544	1,108	...	218	204	...	...	...	...	218	5,339
Music stores	24	3,350	14	495	10	2,384	913	674	797	134	111	304	194	...	...	72	1,501
Optical goods stores	13	513	4	(x)	9	(x)	(x)	(x)	(x)	(x)	(x)	(x)	(x)	4	324	19	607
Camera, photographic supply stores	9	1,684	3	(x)	6	(x)	(x)	(x)	(x)	(x)	(x)	(x)	(x)	...	...	13	564
All other retail stores	36	65,428	213	6,301	47	5,037	2,180	1,889	968	281	254	111	45	5	687	754	20,456
PORTLAND, OREG., total	1,803	606,735	324	123,652	1,479	476,383	280,377	134,656	57,250	18,753	15,818	14,855	11,313	62	11,333	5,417	154,951
Food group	518	131,480	285	43,651	233	87,829	74,106	13,714	(v)	1,518	1,267	(v)	(v)	14	1,795	1,163	33,039
Eating and drinking places	191	30,719	177	18,945	14	1,774	1,639	135	...	21	14	...	...	11	1,211	1,494	33,988
General merchandise group, general stores	93	143,655	5	17,631	88	126,025	77,276	28,523	20,176	5,420	4,874	7,241	5,606	1	100	174	4,518
Apparel group	129	31,190	67	8,195	62	22,995	14,242	7,359	1,394	1,496	1,197	241	201	1	162	260	6,698
Furniture, furnishings, appliance group	133	31,140	13	1,832	120	29,308	3,766	5,153	18,389	1,503	1,411	3,314	2,327	3	413	190	6,198
Automotive group	209	119,547	29	7,779	180	111,768	66,396	27,940	17,432	5,096	1,803	1,328	589	9	4,212	152	6,761
Gasoline service stations	125	4,741	34	1,538	91	3,203	5,062	3,105	(v)	347	282	(v)	(v)	11	1,182	962	24,871
Lumber, building, hardware group	194	43,016	22	3,222	172	39,794	13,455	24,262	1,271	2,993	2,446	257	136	3	435	248	8,605
Drug and proprietary stores	82	13,585	48	5,178	34	5,407	4,741	664	(v)	140	84	(v)	(v)	...	...	161	7,127
All other retail stores	249	65,662	99	22,582	150	43,080	14,194	24,349	4,537	3,349	2,741	2,718	2,399	9	1,823	718	17,005
PROVIDENCE, R.I., total	1,731	465,846	356	171,960	984	294,786	142,765	114,250	32,771	20,123	17,599	11,728	9,159	35	9,145	5,645	145,339
Food group	443	117,330	347	84,745	96	32,585	16,360	16,117	108	1,057	951	19	12	2	582	2,346	54,617
Eating and drinking places	154	18,497	155	17,945	4	1,402	1,203	199	...	15	6	...	...	4	1,111	1,495	36,193
General merchandise group, general stores	72	65,678	56	14,954	16	50,824	27,654	19,126	4,044	4,586	4,387	1,670	1,442	...	...	139	3,935
Apparel group	242	53,235	144	17,626	98	35,609	18,689	11,530	5,450	2,807	2,453	1,790	1,773	6	984	505	13,306
Furniture, furnishings, appliance group	128	25,212	17	1,672	111	23,540	4,474	7,490	11,576	1,294	1,629	5,306	3,442	3	657	329	7,498
Automotive group	225	85,413	56	13,094	169	71,919	50,058	15,041	6,820	1,504	1,244	1,114	669	7	3,712	124	4,312
Gasoline service stations	40	3,141	18	1,450	22	1,690	1,036	654	...	65	59	...	...	4	416	898	24,426
Lumber, building, hardware group	82	31,462	6	925	76	30,261	1,481	13,486	1,294	3,247	2,389	421	279	1	14	279	6,435
Drug and proprietary stores	73	12,119	63	1,213	10	2,906	1,604	402	...	53	32	...	...	...	...	265	11,754
All other retail stores	246	54,516	94	9,626	152	44,891	11,256	30,205	3,429	4,895	4,449	1,394	1,142	3	598	1,102	26,724
READING, PA., total	763	156,666	441	55,207	322	101,459	55,579	34,710	11,170	4,621	3,964	3,160	2,339	12	3,626	2,446	60,255
Food group	257	33,988	221	23,716	36	10,272	5,521	4,751	...	209	171	...	...	2	212	1,122	23,323
Eating and drinking places	4	3,493	4	3,493	...	...	...	...	...	...	...	...	...	...	...	441	13,721
General merchandise group, general stores	23	22,251	12	4,342	11	17,409	11,771	4,771	1,567	929	784	364	248	...	...	44	1,573
Apparel group	34	15,604	28	7,545	6	8,059	5,084	2,050	925	415	390	180	175	...	...	162	3,530
Furniture, furnishings, appliance group	59	12,182	9	1,581	50	10,601	3,048	3,155	4,398	647	531	1,452	1,148	1	112	119	3,242
Automotive group	45	32,669	16	3,365	74	29,334	18,739	6,953	3,612	610	549	933	589	3	1,169	71	2,694
Gasoline service stations	20	1,421	4	(x)	16	(x)	(x)	(x)	(x)	(x)	(x)	(x)	(x)	...	...	308	8,513
Lumber, building, hardware group	62	14,068	11	1,312	51	12,756	3,977	8,484	295	1,051	963	53	35	1	124	146	3,997
Drug and proprietary stores	25	3,790	24	(x)	1	(x)	(x)	(x)	(x)	(x)	(x)	(x)	(x)	...	...	55	1,522
All other retail stores	103	17,900	46	6,243	57	11,657	6,537	4,747	373	684	533	178	144	5	2,719	343	9,845

See footnotes at end of table.

Table 11H.—ANALYSIS OF CASH AND CREDIT SALES AND BALANCES DUE FOR LARGE STORES AND MULTIUNITS - SELECTED STANDARD METROPOLITAN AREAS, BY KIND OF BUSINESS: 1948—Continued

(See text for explanatory material)

Metropolitan area and kind of business	Large stores and multiunits: Stores analyzing sales: Total: Stores (Number)	Total: Sales, entire year (Thousand dollars)	Stores with cash sales only: Number	Stores with cash sales only: Sales, entire year (Thousand dollars)	Stores with credit sales: Total: Stores (Number)	Stores with credit sales: Total: Sales, entire year (Thousand dollars)	Cash sales (Thousand dollars)	Charge account sales (Thousand dollars)	Installment sales (Thousand dollars)	Balances due from customers: On charge account sales: End of year (Thousand dollars)	On charge account sales: Beginning of year (Thousand dollars)	On installment sales: End of year (Thousand dollars)	On installment sales: Beginning of year (Thousand dollars)	Stores not analyzing sales: Number	Stores not analyzing sales: Sales, entire year (Thousand dollars)	Small single-unit stores: Number	Small single-unit stores: Sales, entire year (Thousand dollars)
[illegible], total	[illegible]	[illegible]	[illegible]	26,34[illegible]	37[illegible]	[illegible]	[illegible],53[illegible]	[illegible],356	[illegible],67[illegible]	[illegible],22[illegible]	[illegible]	[illegible]	[illegible],332	[illegible]	[illegible]	[illegible]	[illegible]
Food group	[illegible]	[illegible]	[illegible]	[illegible]	53	[illegible]	[illegible],296	[illegible],121	[illegible]	647	[illegible]	[illegible]	[illegible]	[illegible]	[illegible]	[illegible]	[illegible]
Eating and drinking places	[illegible]	[illegible]	[illegible]	(x)	3	(x)	(x)	(x)	(x)	(x)	(x)	(x)	(x)	[illegible]	[illegible]	[illegible]	[illegible]
General merchandise group, general stores	[illegible]	[illegible]	[illegible]	[illegible]	[illegible]	[illegible]	[illegible]	[illegible]	3,[illegible]	[illegible],361	[illegible]	[illegible]	[illegible]	...	...	[illegible]	[illegible]
Apparel group	[illegible]	[illegible]	[illegible]	[illegible]	46	13,[illegible]	6,[illegible]	[illegible]	[illegible]	[illegible]	[illegible]	734	[illegible]	...	...	[illegible]	3,3[illegible]
Furniture, furnishings, appliance group	[illegible]	[illegible]	3	(x)	[illegible]	(x)	(x)	(x)	(x)	(x)	(x)	(x)	(x)	...	...	[illegible]	3,9[illegible]
Automotive group	[illegible]	[illegible]	[illegible]	[illegible]	52	35,[illegible]	[illegible],394	5,[illegible]	1,[illegible]	721	654	[illegible]	[illegible]	[illegible]	[illegible]	38	[illegible]
Gasoline service stations	[illegible]	[illegible]	[illegible]	[illegible]	2	[illegible]	[illegible]	1,11[illegible]	...	158	132	...	...	[illegible]	113	3[illegible]3	11,[illegible]
Lumber, building, hardware group	[illegible]	[illegible]	5	3[illegible]	34	[illegible]	[illegible]	[illegible]	(x)	63	625	(x)	(x)	[illegible]	[illegible]	[illegible]	[illegible]
Drug and proprietary stores	[illegible]	[illegible]	[illegible]	[illegible]	24	3,[illegible]	3,376	348	...	66	59	...	...	...	...	[illegible]	3,[illegible]
All other retail stores	[illegible]	[illegible]	43	[illegible]	[illegible]	[illegible]	[illegible]	[illegible]	[illegible]	[illegible],323	[illegible],231	426	[illegible]	3	[illegible]	[illegible]	[illegible]
ROCHESTER, N.Y., total	[illegible]	358,[illegible]	[illegible]	[illegible]	57[illegible]	[illegible]	[illegible],349	35,234	21,443	14,[illegible]	13,623	5,678	4,[illegible]	2	[illegible]	[illegible]	127,[illegible]
Food group	[illegible]	[illegible]	[illegible]	63,[illegible]	76	[illegible],164	[illegible]	[illegible]	146	675	637	[illegible]	[illegible]	...	...	[illegible]	37,653
Eating and drinking places	[illegible]	[illegible]	[illegible]	(x)	[illegible]	(x)	(x)	(x)	(x)	(x)	(x)	(x)	(x)	2	[illegible]	923	26,[illegible]
General merchandise group, general stores	46	[illegible],715	36	[illegible]	[illegible]	[illegible]	31,441	24,11[illegible]	4,137	4,649	[illegible]	1,[illegible]	932	...	...	[illegible]	2,[illegible]
Apparel group	[illegible]	35,[illegible]	54	6,[illegible]	53	[illegible]	13,554	12,[illegible]	[illegible]	2,782	[illegible]	751	595	[illegible]	[illegible]	30[illegible]	8,333
Furniture, furnishings, appliance group	[illegible]	[illegible]	14	1,[illegible]3	[illegible]	[illegible],519	5,1[illegible]	6,[illegible]	[illegible],119	1,115	1,[illegible]5	2,634	1,136	2	221	15[illegible]	6,154
Automotive group	[illegible]	[illegible]	38	12,38[illegible]	93	58,57[illegible]	[illegible]	[illegible]	[illegible]	92[illegible]	86[illegible]	23[illegible]	193	3	2,[illegible]	[illegible]	3,[illegible]
Gasoline service stations	6[illegible]	4,552	16	[illegible]	4[illegible]	3,4[illegible]	2,[illegible]	[illegible]	...	83	[illegible]	...	...	6	34[illegible]	[illegible]	14,[illegible]
Lumber, building, hardware group	[illegible]	[illegible],243	13	[illegible]	73	[illegible]	4,[illegible]	15,[illegible]	(x)	1,[illegible]6	1,638	(x)	(x)	3	[illegible]	161	[illegible]
Drug and proprietary stores	54	[illegible],843	4[illegible]	6,455	1[illegible]	3,388	2,46	928	...	112	112	...	...	...	...	[illegible]	[illegible]
All other retail stores	[illegible]	3[illegible],595	48	(x)	12[illegible]	(x)	(x)	(x)	(x)	(x)	(x)	(x)	(x)	2	483	[illegible]	13,3[illegible]
SACRAMENTO, CALIF., total	[illegible]	[illegible]	39[illegible]	[illegible]	431	[illegible]	[illegible]	[illegible],211	23,2[illegible]	[illegible],612	6,736	6,531	4,954	26	3,[illegible]	[illegible]	[illegible]
Food group	23[illegible]	54,[illegible]	145	32,45[illegible]	[illegible]	22,1[illegible]	18,23[illegible]	3,564	(x)	331	264	(x)	(x)	[illegible]	1,531	363	13,7[illegible]
Eating and drinking places	[illegible]	[illegible],22[illegible]	[illegible]	(x)	[illegible]	(x)	(x)	(x)	(x)	(x)	(x)	(x)	(x)	5	62[illegible]	[illegible]	[illegible]
General merchandise group, general stores	31	33,[illegible]	22	5,731	9	[illegible],221	15,463	7,[illegible]31	5,128	1,697	1,566	1,5[illegible]	1,[illegible]	...	...	6	1,6[illegible]
Apparel group	[illegible]	[illegible],513	4[illegible]	[illegible]	49	13,51[illegible]	[illegible]	4,50[illegible]	792	1,[illegible]	738	21[illegible]	19[illegible]	...	...	1[illegible]6	3,[illegible]
Furniture, furnishings, appliance group	6[illegible]	19,2[illegible]	14	1,516	48	17,684	5,363	5,36[illegible]	6,361	[illegible]	[illegible]	2,326	1,[illegible]	2	314	1[illegible]4	3,23[illegible]
Automotive group	[illegible]	44,321	15	3,534	61	4[illegible],73[illegible]	21,71[illegible]	11,945	[illegible]	1,[illegible]	[illegible]	1,[illegible]52	[illegible]	4	59[illegible]	[illegible]	1,[illegible]
Gasoline service stations	3[illegible]	3,529	4	(x)	35	(x)	(x)	(x)	(x)	(x)	(x)	(x)	(x)	3	44	2[illegible]	9,81[illegible]
Lumber, building, hardware group	[illegible]	1[illegible],545	9	[illegible]	68	18,645	5,63[illegible]	12,522	(x)	1,436	1,32[illegible]	(x)	(x)	2	24[illegible]	74	[illegible]
Drug and proprietary stores	3[illegible]	[illegible],216	13	6,[illegible]	[illegible]	945	[illegible]	265	...	36	34	...	...	1	[illegible]	[illegible]	3,31[illegible]
All other retail stores	[illegible]	[illegible]	3[illegible]	1,764	61	11,[illegible]22	4,135	4,35[illegible]	2,12[illegible]	342	[illegible]	1,[illegible]	896	1	10[illegible]	29[illegible]	[illegible],534
ST. LOUIS, MO., total	3,[illegible]	[illegible]	[illegible]	35[illegible]	1,695	[illegible]	423,5[illegible]	261,133	[illegible],127	39,[illegible]	35,238	2[illegible],[illegible]11	15,[illegible]	[illegible]	19,455	15,76[illegible]	[illegible]
Food group	[illegible]	24[illegible],499	643	145,349	33[illegible]	1[illegible]2,55[illegible]	73,[illegible]	28,279	28[illegible]	2,931	2,661	134	128	29	5,141	4,705	132,3[illegible]
Grocery stores, without fresh meat	37	3,516	27	2,2[illegible]	10	1,316	979	337	...	59	57	...	...	...	...	[illegible]	11,9[illegible]
Grocery stores, with fresh meat	[illegible]13	2[illegible]1,6[illegible]	[illegible]35	13[illegible]	27[illegible]	69,628	54,663	14,962	3	1,364	1,229	2	2	24	4,4[illegible]	[illegible],322	91,[illegible]
Candy, nut, confectionery stores	3[illegible]	4,223	[illegible]6	(x)	4	(x)	(x)	(x)	(x)	(x)	(x)	(x)	(x)	3	32[illegible]	[illegible]65	[illegible],471
Dairy products stores, milk dealers	[illegible]	[illegible],313	[illegible]	[illegible]	2[illegible]	[illegible]	[illegible],82[illegible]	12,1[illegible]	...	1,438	1,307	...	...	...	...	[illegible]6	[illegible]
All other food stores	[illegible]	[illegible],[illegible]85	84	(x)	1[illegible]	(x)	(x)	(x)	(x)	(x)	(x)	(x)	(x)	2	41[illegible]	[illegible]59	19,3[illegible]
Eating and drinking places	[illegible]	44,[illegible]13	456	(x)	1[illegible]	(x)	(x)	(x)	(x)	(x)	(x)	(x)	(x)	[illegible]	[illegible]82	4,[illegible]	[illegible]
General stores	[illegible]	1,[illegible]	2	(x)	5	(x)	(x)	(x)	(x)	(x)	(x)	(x)	(x)	...	...	34	1,41[illegible]
General merchandise group	[illegible]32	22[illegible],332	147	36,[illegible]	45	1[illegible],328	1[illegible],747	6[illegible],134	23,3[illegible]	12,32[illegible]	11,552	5,[illegible]	4,[illegible]5	3	1,527	292	7,5[illegible]
Department stores	15	132,199	...	...	15	132,199	[illegible],855	64,736	20,6[illegible]	11,871	11,147	4,651	3,1[illegible]	...	...	...	...
Dry goods, general merchandise stores	[illegible]	1[illegible],458	57	1[illegible],329	30	9,129	3,892	2,448	2,789	449	405	1,119	89[illegible]	1	113	200	5,468
Variety stores	[illegible]	25,675	[illegible]	25,675	...	...	...	...	...	...	...	...	...	2	1,414	92	2,[illegible]

See footnotes at end of table.

Table 11H.—ANALYSIS OF CASH AND CREDIT SALES AND BALANCES DUE FOR LARGE STORES AND MULTIUNITS—SELECTED STANDARD METROPOLITAN AREAS, BY KIND OF BUSINESS: 1948—Continued

[See text for explanatory material]

Metropolitan area and kind of business	Large stores and multiunits														Small single-unit stores	
	Stores analyzing sales												Stores not analyzing sales			
	Total		Stores with cash sales only		Stores with credit sales											
					Total					Balances due from customers						
										On charge account sales		On installment sales				
	Stores (Number)	Sales, entire year (Thousand dollars)	Number	Sales, entire year (Thousand dollars)	Stores (Number)	Sales, entire year (Thousand dollars)	Cash sales (Thousand dollars)	Charge account sales (Thousand dollars)	Installment sales (Thousand dollars)	End of year (Thousand dollars)	Beginning of year (Thousand dollars)	End of year (Thousand dollars)	Beginning of year (Thousand dollars)	Number	Sales, entire year (Thousand dollars)	Number	Sales, entire year (Thousand dollars)
ST. LOUIS, MO.--Continued																	
Apparel group	506	99,593	371	42,798	135	56,792	28,899	24,390	3,303	4,814	4,306	1,066	989	8	1,320	808	21,484
Men's, boys' clothing, furnishings stores	75	19,104	51	11,231	24	7,863	5,731	2,313	559	446	355	134	146	3	372	123	4,392
Family clothing stores	56	21,036	30	4,911	26	16,125	6,953	7,735	1,437	1,574	1,523	535	469	2	642	85	2,913
Women's ready-to-wear stores	149	38,152	96	11,246	53	26,912	14,379	10,135	398	2,369	2,409	261	239	3	306	174	5,423
Other apparel accessory, specialty stores	74	3,789	72	(x)	2	(x)	(x)	(x)	(x)	(x)	(x)	(x)	(x)	...	...	26	1,202
Shoe stores	120	12,185	108	1,682	12	1,503	1,112	391	...	53	53	...	...	...	...	179	5,165
Custom tailors	8	929	3	(x)	5	(x)	(x)	(x)	(x)	(x)	(x)	(x)	(x)	...	...	80	1,135
Furriers, fur shops	9	2,741	1	(x)	8	(x)	(x)	(x)	(x)	(x)	(x)	(x)	(x)	...	...	7	206
All other apparel stores	15	1,558	10	870	5	688	382	306	6	46	41	...	...	...	...	74	1,048
Furniture, furnishings, appliance group	362	75,305	29	3,838	233	71,467	17,250	24,929	29,288	6,889	4,895	3,453	2,370	6	558	513	17,115
Furniture stores	129	49,039	5	700	124	48,339	8,999	17,172	22,188	5,895	4,234	2,662	1,296	2	202	112	4,757
Floor covering, drapery stores	19	3,343	5	476	14	2,867	774	1,429	164	397	293	66	56	...	...	59	1,998
Other home furnishing stores	13	6,175	3	(x)	10	(x)	(x)	(x)	(x)	(x)	(x)	(x)	(x)	...	...	113	2,219
Household appliance stores	94	16,012	14	1,679	80	14,334	5,640	3,813	4,891	459	336	1,226	725	4	356	162	6,630
Radio stores	7	736	2	(x)	5	(x)	(x)	(x)	(x)	(x)	(x)	(x)	(x)	...	...	67	1,518
Automotive group	426	126,837	115	27,306	311	134,781	14,144	37,296	17,289	3,600	2,662	1,672	1,026	17	4,898	281	11,523
Motor vehicle (new and used) dealers	249	135,328	29	8,931	220	126,397	13,737	35,551	12,589	2,588	2,234	763	452	12	3,649	24	1,165
Motor vehicle (used) dealers	109	24,144	80	16,669	30	7,473	4,321	15	3,002	41	25	245	156	4	1,091	135	6,210
Tire, battery, accessory dealers	52	9,001	4	(x)	48	(x)	(x)	(x)	(x)	(x)	(x)	(x)	(x)	1	158	93	2,899
All other automotive dealers	16	3,629	5	(x)	11	(x)	(x)	(x)	(x)	(x)	(x)	(x)	(x)	...	...	32	1,249
Gasoline service stations	134	19,434	93	7,707	41	11,780	8,814	2,925	50	382	241	22	14	12	1,496	1,635	50,716
Lumber, building, hardware group	290	78,135	36	4,476	254	73,659	26,213	45,549	1,666	5,782	4,709	649	700	7	1,222	469	15,674
Lumber yards, building materials dealers	128	44,197	6	1,829	122	42,368	9,346	33,022	294	4,193	3,143	237	164	3	541	43	1,907
Plumbing, paint, electrical stores	70	8,007	11	(x)	59	(x)	x)	(x)	(x)	(x)	(x)	(x)	(x)	1	326	128	4,163
Hardware stores	61	16,606	16	1,534	45	15,072	9,410	4,850	812	800	772	296	358	2	237	205	8,417
Farm equipment dealers	39	9,824	3	(x)	35	(x)	(x)	(x)	(x)	(x)	(x)	(x)	(x)	1	118	23	1,187
Drug and proprietary stores	173	32,603	14	26,241	33	6,310	4,388	1,924	...	199	170	...	...	...	...	553	21,251
Other retail stores	434	76,135	344	25,435	84	50,651	19,786	25,770	5,154	3,605	3,422	2,239	1,763	16	5,511	1,778	42,219
Fuel, fuel oil, ice dealers	99	21,661	21	1,744	78	19,916	7,203	12,447	(x)	1,519	1,431	(x)	(x)	4	869	279	3,262
Feed, farm, garden supply stores	31	5,932	7	916	24	5,016	2,892	2,124	...	202	191	...	...	...	...	46	2,190
Jewelry stores	44	8,968	5	313	39	8,655	3,690	2,917	2,048	677	652	651	650	1	188	190	5,460
Book, stationery stores	23	3,651	1	(x)	22	(x)	(x)	(x)	(x)	(x)	(x)	(x)	(x)	...	...	39	487
Sporting goods stores, bicycle stores	9	833	5	(x)	4	(x)	(x)	(x)	(x)	(x)	(x)	(x)	(x)	...	...	59	1,137
Florists	19	2,495	7	211	12	2,285	687	1,598	...	220	230	...	...	...	...	184	3,891
Music stores	13	3,750	5	583	8	3,167	711	1,164	1,292	124	92	557	366	...	...	73	1,867
Optical goods stores	14	1,252	6	237	8	1,015	629	374	12	50	50	5	5	...	...	13	564
Camera, photographic supply stores	4	1,109	...	...	4	1,109	257	852	...	115	96	...	...	...	...	31	981
All other retail stores	229	26,481	187	21,107	41	5,374	2,439	2,396	539	432	433	66	59	10	1,464	853	27,391
SALT LAKE CITY, UTAH, total	848	217,816	419	68,628	429	149,188	76,547	49,320	23,321	8,254	7,412	4,737	3,730	1	[illegible]	1,575	47,58[illegible]
Food group	200	42,963	134	28,714	66	14,249	10,244	3,821	184	388	336	25	19	3	[illegible]	335	[illegible]
Eating and drinking places	123	8,315	119	7,945	4	470	384	86	...	9	6	...	...	1	12	[illegible]	[illegible]
General merchandise group, general stores	39	49,687	22	9,666	17	40,021	23,222	11,517	5,282	[illegible]	[illegible]	1,112	984	...	...	19	3[illegible]
Apparel group	83	17,781	41	6,199	42	11,582	6,466	3,862	1,254	940	900	245	230	...	...	[illegible]	[illegible]
Furniture, furnishings, appliance group	72	17,162	8	829	64	16,334	3,773	4,945	7,614	[illegible]	[illegible]	914	1,738	1,342	...	...	2,33[illegible]
Automotive group	78	35,816	13	2,255	65	33,561	22,236	7,341	3,985	809	820	608	331	3	537	51	2,[illegible]
Gasoline service stations	56	5,283	17	536	39	4,747	3,139	1,610	...	205	159	...	...	...	...	[illegible]	3,832
Lumber, building, hardware group	60	13,242	5	525	55	12,523	2,960	8,750	813	1,269	1,137	58	43	...	...	62	[illegible],182
Drug and proprietary stores	36	6,913	23	4,778	13	2,191	1,743	358	...	53	55	...	...	...	...	34	2,[illegible]35
All other retail stores	176	23,844	39	7,355	67	13,594	4,389	6,363	2,343	1,113	987	1,[illegible]20	[illegible]96	3	[illegible],[illegible]74	[illegible]	4,43

See footnotes at end of table.

Table 11H.—ANALYSIS OF CASH AND CREDIT SALES AND BALANCES DUE FOR LARGE STORES AND MULTIUNITS SELECTED STANDARD METROPOLITAN AREAS, BY KIND OF BUSINESS, 1948—Continued

[See text for explanatory material]

Metropolitan area and kind of business	Large stores and multiunits												Stores not analyzing sales		Small single unit stores	
	Stores analyzing sales															
	Total		Stores with cash sales only		Stores with credit sales											
					Total					Balances due from customers						
										On charge account sales		On installment sales				
	Stores	Sales, entire year	Number	Sales, entire year	Stores	Sales, entire year	Cash sales	Charge account sales	Installment sales	End of year	Beginning of year	End of year	Beginning of year	Number	Sales, entire year	Number	Sales, entire year
	(Number)	(Thousand dollars)		(Thousand dollars)	(Number)	(Thousand dollars)	(Thousand dollars)	(Thousand dollars)	(Thousand dollars)	(Thousand dollars)	(Thousand dollars)	(Thousand dollars)	(Thousand dollars)		(Thousand dollars)		(Thousand dollars)
SAN ANTONIO, TEX., total	[illegible]	[illegible]	[illegible]	99,028	447	197,394	95,785	70,327	31,284	11,024	9,515	9,824	7,743	37	[illegible]	3,449	[illegible]
Food group	[illegible]	[illegible]	[illegible]	42,420	56	[illegible]	[illegible]	[illegible]	87	480	419	[illegible]	[illegible]	[illegible]	[illegible]	[illegible]	[illegible]
Eating and drinking places	[illegible]	[illegible]	130	(x)	3	(x)	(x)	(x)	(x)	(x)	(x)	(x)	(x)	[illegible]	[illegible]	[illegible]	[illegible]
General merchandise group, general stores	[illegible]	[illegible]	[illegible]	[illegible]	13	51,233	25,682	15,720	9,831	3,376	3,191	[illegible]	[illegible]	...	...	...	...
Apparel group	[illegible]	[illegible]	[illegible]	13,358	[illegible]	[illegible]	[illegible]	[illegible]	[illegible]	[illegible]	[illegible]	541	474	[illegible]	[illegible]	[illegible]	[illegible]
Furniture, furnishings, appliance group	[illegible]	[illegible]	[illegible]	[illegible]	[illegible]	[illegible]	[illegible]	[illegible]	[illegible]	[illegible]	549	[illegible]	[illegible]	[illegible]	[illegible]	[illegible]	[illegible]
Automotive group	[illegible]	[illegible]	[illegible]	[illegible]	[illegible]	[illegible]	[illegible]	[illegible]	[illegible]	[illegible]	[illegible]	[illegible]	[illegible]	[illegible]	[illegible]	[illegible]	[illegible]
Gasoline service stations	[illegible]	[illegible]	[illegible]	[illegible]	[illegible]	[illegible]	[illegible]	[illegible]	[illegible]	[illegible]	[illegible]	[illegible]	[illegible]	[illegible]	[illegible]	[illegible]	[illegible]
Lumber, building, hardware group	[illegible]	[illegible]	[illegible]	[illegible]	[illegible]	[illegible]	[illegible]	[illegible]	[illegible]	[illegible]	[illegible]	[illegible]	[illegible]	[illegible]	[illegible]	[illegible]	[illegible]
Drug and proprietary stores	[illegible]	[illegible]	[illegible]	[illegible]	[illegible]	[illegible]	[illegible]	[illegible]	[illegible]	[illegible]	[illegible]	[illegible]	[illegible]	[illegible]	[illegible]	[illegible]	[illegible]
All other retail stores	[illegible]	[illegible]	[illegible]	[illegible]	[illegible]	[illegible]	[illegible]	[illegible]	[illegible]	[illegible]	[illegible]	[illegible]	[illegible]	[illegible]	[illegible]	[illegible]	[illegible]
SAN BERNARDINO, CALIF., total	[illegible]	[illegible]	[illegible]	[illegible]	[illegible]	[illegible]	[illegible]	[illegible]	[illegible]	[illegible]	[illegible]	[illegible]	[illegible]	[illegible]	[illegible]	[illegible]	[illegible]
Food group	[illegible]	[illegible]	[illegible]	[illegible]	[illegible]	[illegible]	[illegible]	[illegible]	[illegible]	[illegible]	[illegible]	[illegible]	[illegible]	[illegible]	[illegible]	[illegible]	[illegible]
Eating and drinking places	[illegible]	[illegible]	[illegible]	[illegible]	[illegible]	[illegible]	[illegible]	[illegible]	[illegible]	[illegible]	[illegible]	[illegible]	[illegible]	[illegible]	[illegible]	[illegible]	[illegible]
General merchandise group, general stores	[illegible]	[illegible]	[illegible]	[illegible]	[illegible]	[illegible]	[illegible]	[illegible]	[illegible]	[illegible]	[illegible]	[illegible]	[illegible]	[illegible]	[illegible]	[illegible]	[illegible]
Apparel group	[illegible]	[illegible]	[illegible]	[illegible]	[illegible]	[illegible]	[illegible]	[illegible]	[illegible]	[illegible]	[illegible]	[illegible]	[illegible]	[illegible]	[illegible]	[illegible]	[illegible]
Furniture, furnishings, appliance group	[illegible]	[illegible]	[illegible]	[illegible]	[illegible]	[illegible]	[illegible]	[illegible]	[illegible]	[illegible]	[illegible]	[illegible]	[illegible]	[illegible]	[illegible]	[illegible]	[illegible]
Automotive group	[illegible]	[illegible]	[illegible]	[illegible]	[illegible]	[illegible]	[illegible]	[illegible]	[illegible]	[illegible]	[illegible]	[illegible]	[illegible]	[illegible]	[illegible]	[illegible]	[illegible]
Gasoline service stations	[illegible]	[illegible]	[illegible]	[illegible]	[illegible]	[illegible]	[illegible]	[illegible]	[illegible]	[illegible]	[illegible]	[illegible]	[illegible]	[illegible]	[illegible]	[illegible]	[illegible]
Lumber, building, hardware group	[illegible]	[illegible]	[illegible]	[illegible]	[illegible]	[illegible]	[illegible]	[illegible]	[illegible]	[illegible]	[illegible]	[illegible]	[illegible]	[illegible]	[illegible]	[illegible]	[illegible]
Drug and proprietary stores	[illegible]	[illegible]	[illegible]	[illegible]	[illegible]	[illegible]	[illegible]	[illegible]	[illegible]	[illegible]	[illegible]	[illegible]	[illegible]	[illegible]	[illegible]	[illegible]	[illegible]
All other retail stores	[illegible]	[illegible]	[illegible]	[illegible]	[illegible]	[illegible]	[illegible]	[illegible]	[illegible]	[illegible]	[illegible]	[illegible]	[illegible]	[illegible]	[illegible]	[illegible]	[illegible]
SAN DIEGO, CALIF., total	1,541	381,646	794	110,343	747	271,253	143,559	87,032	40,662	10,554	10,068	7,820	6,733	65	10,760	4,165	115,734
Food group	321	95,877	253	47,519	128	48,358	43,021	5,337	...	547	478	...	...	14	2,154	694	23,985
Eating and drinking places	153	15,439	150	(x)	3	(x)	(x)	(x)	(x)	(x)	(x)	(x)	(x)	9	1,119	1,567	24,437
General merchandise group, general stores	63	52,491	49	11,363	14	41,128	22,601	9,349	8,178	1,558	2,121	2,210	[illegible]	2	394	123	[illegible]
Apparel group	143	25,299	91	10,399	57	14,900	9,976	4,520	404	989	751	28	15	3	318	276	[illegible]
Furniture, furnishings, appliance group	119	26,359	9	422	99	25,937	7,199	9,245	9,493	1,234	1,351	2,804	2,158	6	691	279	[illegible]
Automotive group	145	77,394	22	4,574	123	72,820	38,265	15,674	18,881	1,252	1,022	1,363	845	10	2,625	114	[illegible]
Gasoline service stations	112	9,330	36	2,373	76	6,957	3,715	2,715	527	287	229	46	33	6	746	532	15,487
Lumber, building, hardware group	123	40,550	6	955	117	39,595	7,770	31,188	(v)	3,441	3,358	(v)	(v)	1	115	154	5,554
Drug and proprietary stores	73	13,989	45	9,559	28	4,430	3,664	826	...	103	87	...	...	1	100	90	3,715
All other retail stores	235	26,118	133	(x)	102	(x)	(x)	(x)	(x)	(x)	(x)	(x)	(x)	13	1,793	999	19,650
SAN FRANCISCO-OAKLAND, CALIF., total	6,574	1,759,969	3,729	596,107	2,845	1,163,862	590,221	397,964	175,737	67,338	62,138	45,122	33,997	194	36,558	18,301	[illegible]
Food group	1,422	437,516	1,344	259,191	578	178,325	147,624	30,537	164	3,295	2,937	26	26	52	8,600	3,826	143,452
Grocery stores, without fresh meat	403	97,390	341	67,066	62	10,324	7,010	3,314	...	479	469	...	...	20	4,012	1,847	68,342
Grocery stores, with fresh meat	431	206,195	540	142,896	391	133,299	121,729	11,532	38	1,315	1,120	...	...	15	2,609	573	28,122
Candy, nut, confectionery stores	88	9,306	84	(x)	4	(x)	(x)	(x)	(x)	(x)	(x)	(x)	(x)	...	...	157	2,257
Dairy products stores, milk dealers	36	15,992	11	1,656	25	14,336	4,406	9,930	...	928	777	...	...	1	...	32	1,241
All other food stores	465	58,633	368	(x)	97	(x)	(x)	(x)	(x)	(x)	(x)	(x)	(x)	16	1,980	1,217	43,490
Eating and drinking places	939	116,300	808	109,226	29	7,144	6,317	827	...	100	75	...	...	39	5,216	5,209	141,363
General stores	4	696	...	...	4	696	184	512	...	51	40	...	...	...	...	18	519
General merchandise group	262	295,404	211	61,752	51	233,652	127,091	73,914	32,647	17,327	16,052	11,668	9,170	4	1,255	385	10,674
Department stores	33	245,797	2	(x)	31	(x)	(x)	(x)	(x)	(x)	(x)	(x)	(x)	...	...	...	...
Dry goods, general merchandise stores	86	19,903	67	15,710	19	4,193	2,009	1,318	866	297	262	271	382	4	1,255	128	3,773
Variety stores	143	29,704	142	(x)	1	(x)	(x)	(x)	(x)	(x)	(x)	(x)	(x)	...	...	257	6,901

See footnotes at end of table.

Table 11H.—ANALYSIS OF CASH AND CREDIT SALES AND BALANCES DUE FOR LARGE STORES AND MULTIUNITS—SELECTED STANDARD METROPOLITAN AREAS, BY KIND OF BUSINESS: 1948—Continued

[See text for explanatory material]

Metropolitan area and kind of business	Large stores and multiunits: Stores analyzing sales: Total: Stores (Number)	Total: Sales, entire year (Thousand dollars)	Stores with cash sales only: Number	Stores with cash sales only: Sales, entire year (Thousand dollars)	Stores with credit sales: Total: Stores (Number)	Total: Sales, entire year (Thousand dollars)	Cash sales (Thousand dollars)	Charge account sales (Thousand dollars)	Installment sales (Thousand dollars)	Balances due from customers: On charge account sales: End of year (Thousand dollars)	On charge account sales: Beginning of year (Thousand dollars)	On installment sales: End of year (Thousand dollars)	On installment sales: Beginning of year (Thousand dollars)	Large stores and multiunits: Stores not analyzing sales: Number	Stores not analyzing sales: Sales, entire year (Thousand dollars)	Small single-unit stores: Number	Small single-unit stores: Sales, entire year (Thousand dollars)
SAN FRANCISCO-OAKLAND, CALIF.--Continued																	
Apparel group	674	168,989	364	42,359	310	126,630	59,652	62,000	4,978	15,056	13,859	1,339	1,125	14	2,030	1,431	38,883
Men's, boys' clothing, furnishings stores	145	38,343	65	8,490	80	29,853	16,819	12,114	(v)	3,036	2,764	(v)	(v)	4	690	246	9,524
Family clothing stores	45	23,503	14	1,888	31	21,615	11,389	8,489	1,737	2,204	2,053	694	589	1	117	82	2,640
Women's ready-to-wear stores	214	71,355	97	13,408	117	57,947	21,313	35,360	1,274	8,480	7,702	256	240	8	981	410	11,875
Other apparel accessory, specialty stores	53	3,899	39	2,356	14	1,543	1,297	246	...	39	34	...	...	...	...	167	2,556
Shoe stores	163	25,976	130	15,217	33	10,759	7,457	3,048	(v)	570	570	(v)	(v)	1	242	131	4,104
Custom tailors	15	1,997	4	(x)	11	(x)	(x)	(x)	(x)	(x)	(x)	(x)	(x)	...	...	158	3,105
Furriers, fur shops	20	2,773	...	...	20	2,773	707	1,451	615	480	475	250	227	...	...	47	1,497
All other apparel stores	19	1,143	15	(x)	4	(x)	(x)	(x)	(x)	(x)	(x)	(x)	(x)	...	...	190	4,082
Furniture, furnishings, appliance group	463	130,073	79	8,574	384	121,499	38,808	39,139	51,552	8,873	8,439	14,539	11,908	10	1,519	992	30,009
Furniture stores	194	79,829	31	4,248	163	75,581	15,094	25,170	35,317	6,752	6,435	10,501	8,915	4	624	248	9,751
Floor covering, drapery stores	29	5,232	7	992	22	4,240	1,500	2,697	(v)	329	233	(v)	(v)	...	...	138	4,136
Other home furnishing stores	40	14,049	10	1,809	30	12,240	2,906	3,932	5,402	740	655	2,320	1,673	2	330	213	4,217
Household appliance stores	176	28,914	25	1,198	151	27,716	10,494	6,952	10,270	989	1,062	1,540	1,212	3	461	233	8,453
Radio stores	24	2,049	6	327	18	1,722	814	388	520	63	54	175	106	1	104	160	3,452
Automotive group	555	310,225	95	24,184	460	286,041	143,948	74,377	67,716	6,248	5,311	6,756	3,413	26	7,215	349	14,411
Motor vehicle (new and used) dealers	289	244,103	18	6,615	271	237,488	124,437	62,847	50,204	4,895	4,160	5,030	2,260	13	4,469	24	1,315
Motor vehicle (used) dealers	166	44,901	58	15,148	108	29,753	13,886	1,371	14,496	118	85	1,201	918	8	1,945	148	7,086
Tire, battery, accessory dealers	81	15,711	9	1,424	72	14,287	5,367	7,789	1,131	937	815	436	175	4	709	128	4,592
All other automotive dealers	19	5,510	10	997	9	4,513	258	2,370	1,885	298	251	89	60	1	92	49	1,418
Gasoline service stations	355	38,744	84	9,692	271	29,052	16,682	12,101	269	1,380	1,192	76	39	12	1,466	1,716	60,833
Lumber, building, hardware group	326	92,820	51	4,971	275	92,849	18,938	71,899	2,012	9,021	8,490	546	444	9	1,376	526	18,725
Lumber yards, building materials dealers	145	65,890	15	2,844	130	63,046	7,320	55,478	248	6,804	6,778	73	51	3	327	59	2,393
Plumbing, paint, electrical stores	72	9,426	12	501	60	8,925	2,198	6,459	268	927	681	42	28	3	306	166	4,723
Hardware stores	90	18,530	24	1,626	73	16,904	9,613	6,987	1,304	973	806	415	355	2	693	290	10,962
Farm equipment dealers	12	3,974	...	...	12	3,974	807	2,975	(v)	317	225	(v)	(v)	...	...	11	647
Drug and proprietary stores	307	48,410	184	32,348	123	16,062	12,182	3,872	8	578	501	...	...	4	859	475	23,762
Other retail stores	869	115,722	509	43,810	360	71,912	26,795	28,726	16,391	5,409	5,242	10,172	7,872	25	2,015	3,376	87,430
Fuel, fuel oil, ice dealers	32	6,011	16	907	16	5,104	1,766	3,293	(v)	395	344	(v)	(v)	...	...	50	1,457
Feed, farm, garden supply stores	50	9,517	13	2,492	37	7,025	2,531	4,494	...	521	481	...	...	2	3,306	43	1,774
Jewelry stores	88	18,545	20	851	68	17,694	5,319	3,478	8,897	1,048	961	4,966	4,297	4	456	327	9,139
Book, stationery stores	57	14,089	9	457	48	13,632	2,912	6,936	3,784	1,857	1,794	3,612	2,497	2	131	150	3,747
Sporting goods stores, bicycle stores	23	2,837	7	815	16	2,022	1,252	770	...	103	86	...	...	1	4	164	4,129
Florists	27	2,233	8	92	19	2,141	773	1,368	...	319	313	...	...	1	114	267	5,890
Music stores	34	8,027	7	796	27	7,231	2,594	1,624	3,013	197	222	1,444	941	...	...	121	2,661
Optical goods stores	28	1,605	5	274	23	1,331	1,009	322	...	40	41	11	18	...	...	19	464
Camera, photographic supply stores	32	3,640	11	591	21	3,049	1,723	1,278	48	201	189	17	14	1	218	71	2,611
All other retail stores	498	49,218	413	36,535	85	12,683	6,916	5,163	604	728	811	120	104	14	2,786	2,164	55,698
SAN JOSE, CALIF., total	805	202,617	323	57,153	482	145,464	71,727	55,783	17,954	16,425	10,968	3,552	8,742	66	13,782	1,969	64,268
Food group	195	48,492	119	26,833	76	21,659	18,154	3,460	45	433	254	31	36	22	3,817	363	13,592
Eating and drinking places	74	7,684	71	(x)	3	(x)	(x)	(x)	(x)	(x)	(x)	(x)	(x)	13	1,299	453	12,302
General merchandise group, general stores	40	28,760	27	9,900	13	18,860	10,710	4,607	3,543	1,076	899	1,030	879	...	...	49	1,651
Apparel group	101	19,808	53	6,450	48	13,358	6,931	6,203	224	1,385	1,197	35	35	2	982	134	4,109
Furniture, furnishings, appliance group	65	13,376	2	(x)	63	(x)	(x)	(x)	(x)	(x)	(x)	(x)	(x)	3	369	141	4,218
Automotive group	87	34,538	6	752	81	33,786	17,463	9,497	6,826	8,772	4,659	625	6,355	8	3,839	59	2,413
Gasoline service stations	47	4,697	7	663	40	4,034	2,350	1,643	(v)	166	145	(v)	(v)	5	482	299	4,751
Lumber, building, hardware group	71	23,661	1	(x)	70	(x)	(x)	(x)	(x)	(x)	(x)	(x)	(x)	4	1,136	76	3,354
Drug and proprietary stores	32	5,984	13	3,460	19	2,524	1,952	572	...	92	82	...	...	5	552	50	2,884
All other retail stores	93	15,617	24	1,966	69	13,651	4,422	7,538	1,691	1,214	956	532	445	4	606	346	4,567

See footnotes at end of table.

Table 11H.—ANALYSIS OF CASH AND CREDIT SALES AND BALANCES DUE FOR LARGE STORES AND MULTIUNITS – SELECTED STANDARD METROPOLITAN AREAS, BY KIND OF BUSINESS, 1948—Continued

[See text for explanatory material]

Metropolitan area and kind of business	Large stores and multiunits: Stores analyzing sales: Total: Stores (Number)	Total: Sales, entire year (Thousand dollars)	Stores with cash sales only: Number	Stores with cash sales only: Sales, entire year (Thousand dollars)	Stores with credit sales: Total: Stores (Number)	Total: Sales, entire year (Thousand dollars)	Cash sales (Thousand dollars)	Charge account sales (Thousand dollars)	Installment sales (Thousand dollars)	Balances due from customers: On charge account sales: End of year (Thousand dollars)	On charge account sales: Beginning of year (Thousand dollars)	On installment sales: End of year (Thousand dollars)	On installment sales: Beginning of year (Thousand dollars)	Stores not analyzing sales: Number	Stores not analyzing sales: Sales, entire year (Thousand dollars)	Small single-unit stores: Number	Small single-unit stores: Sales, entire year (Thousand dollars)
SEBASTIAN, FLA., total	[illegible]	[illegible]	311	[illegible]	234	[illegible]	38,162	[illegible]	13,569	5,633	4,290	3,350	[illegible]	36	[illegible]	3,123	[illegible]
Food group	[illegible]	[illegible]	[illegible]	[illegible]	36	[illegible]	3,340	3,342	14	450	418	43	36	[illegible]	[illegible]	[illegible]	[illegible]
Eating and drinking places	[illegible]	[illegible]	[illegible]	[illegible]	[illegible]	(x)	(x)	(x)	(x)	(x)	(x)	(x)	(x)	[illegible]	[illegible]	[illegible]	[illegible]
General merchandise group, general stores	[illegible]	[illegible]	[illegible]	(x)	[illegible]	(x)	(x)	(x)	(x)	(x)	(x)	(x)	(x)	...	...	[illegible]	[illegible]
Apparel group	[illegible]	[illegible]	[illegible]	[illegible]	37	[illegible]	5,108	4,81[illegible]	1,97[illegible]	[illegible]	[illegible]	428	353	[illegible]	[illegible]	[illegible]	[illegible]
Furniture, furnishings, appliance group	[illegible]	[illegible]	[illegible]	[illegible]	39	[illegible]	1,920	[illegible]	4,[illegible]	723	[illegible]	[illegible]	1,673	4	[illegible]	[illegible]	[illegible]
Automotive group	[illegible]	[illegible]	[illegible]	[illegible]	37	[illegible]	11,271	3,[illegible]	1,292	402	362	70	59	[illegible]	[illegible]	[illegible]	[illegible]
Gasoline service stations	[illegible]	[illegible]	[illegible]	[illegible]	[illegible]	[illegible]	519	[illegible]	...	26	[illegible]	26	...	...	[illegible]	[illegible]	[illegible]
Lumber, building, hardware group	[illegible]	[illegible]	[illegible]	(x)	32	(x)	(x)	(x)	(x)	(x)	(x)	(x)	(x)	[illegible]	[illegible]	[illegible]	[illegible]
Drug and proprietary stores	[illegible]	[illegible]	[illegible]	[illegible]	5	563	516	47	...	12	[illegible]	...	...	[illegible]	[illegible]	[illegible]	[illegible]
All other retail stores	[illegible]	[illegible]	[illegible]	[illegible]	34	[illegible]	[illegible]	3,[illegible]	1,[illegible]	514	414	[illegible]	[illegible]	[illegible]	[illegible]	[illegible]	[illegible]
SEATTLE, WASH., total	[illegible]	[illegible]	[illegible]	[illegible]	992	[illegible]	220,707	141,249	55,599	22,274	[illegible]	12,872	9,415	[illegible]	[illegible]	[illegible]	[illegible]
Food group	[illegible]	[illegible]	[illegible]	[illegible]	[illegible]	[illegible]	47,649	[illegible]	(v)	[illegible]	762	(v)	(v)	[illegible]	[illegible]	[illegible]	[illegible]
Eating and drinking places	[illegible]	[illegible]	[illegible]	[illegible]	5	[illegible]	[illegible]	414	...	[illegible]	[illegible]	...	...	[illegible]	[illegible]	[illegible]	[illegible]
General merchandise group, general stores	[illegible]	[illegible]	[illegible]	[illegible]	[illegible]	[illegible]	[illegible]	[illegible]	[illegible]	[illegible]	[illegible]	[illegible]	[illegible]	[illegible]	[illegible]	[illegible]	[illegible]
Apparel group	[illegible]	[illegible]	[illegible]	[illegible]	[illegible]	[illegible]	[illegible]	[illegible]	[illegible]	[illegible]	[illegible]	[illegible]	[illegible]	[illegible]	[illegible]	[illegible]	[illegible]
Furniture, furnishings, appliance group	[illegible]	[illegible]	[illegible]	[illegible]	[illegible]	[illegible]	[illegible]	[illegible]	[illegible]	[illegible]	[illegible]	[illegible]	[illegible]	[illegible]	[illegible]	[illegible]	[illegible]
Automotive group	[illegible]	[illegible]	[illegible]	[illegible]	[illegible]	[illegible]	[illegible]	[illegible]	[illegible]	[illegible]	[illegible]	[illegible]	[illegible]	[illegible]	[illegible]	[illegible]	[illegible]
Gasoline service stations	[illegible]	[illegible]	[illegible]	[illegible]	[illegible]	[illegible]	[illegible]	[illegible]	[illegible]	[illegible]	[illegible]	[illegible]	[illegible]	[illegible]	[illegible]	[illegible]	[illegible]
Lumber, building, hardware group	[illegible]	[illegible]	[illegible]	[illegible]	[illegible]	[illegible]	[illegible]	[illegible]	[illegible]	[illegible]	[illegible]	[illegible]	[illegible]	[illegible]	[illegible]	[illegible]	[illegible]
Drug and proprietary stores	[illegible]	[illegible]	[illegible]	[illegible]	[illegible]	[illegible]	[illegible]	[illegible]	[illegible]	[illegible]	[illegible]	[illegible]	[illegible]	[illegible]	[illegible]	[illegible]	[illegible]
All other retail stores	[illegible]	[illegible]	[illegible]	[illegible]	[illegible]	[illegible]	[illegible]	[illegible]	[illegible]	[illegible]	[illegible]	[illegible]	[illegible]	[illegible]	[illegible]	[illegible]	[illegible]
SOUTH BEND, IND., total	[illegible]	[illegible]	[illegible]	[illegible]	[illegible]	[illegible]	[illegible]	[illegible]	[illegible]	[illegible]	[illegible]	[illegible]	[illegible]	[illegible]	[illegible]	[illegible]	[illegible]
Food group	[illegible]	[illegible]	[illegible]	[illegible]	[illegible]	[illegible]	[illegible]	[illegible]	[illegible]	[illegible]	[illegible]	[illegible]	[illegible]	[illegible]	[illegible]	[illegible]	[illegible]
Eating and drinking places	[illegible]	[illegible]	[illegible]	[illegible]	[illegible]	[illegible]	[illegible]	[illegible]	[illegible]	[illegible]	[illegible]	[illegible]	[illegible]	[illegible]	[illegible]	[illegible]	[illegible]
General merchandise group, general stores	[illegible]	[illegible]	[illegible]	[illegible]	[illegible]	[illegible]	[illegible]	[illegible]	[illegible]	[illegible]	[illegible]	[illegible]	[illegible]	[illegible]	[illegible]	[illegible]	[illegible]
Apparel group	[illegible]	[illegible]	[illegible]	[illegible]	[illegible]	[illegible]	[illegible]	[illegible]	[illegible]	[illegible]	[illegible]	[illegible]	[illegible]	[illegible]	[illegible]	[illegible]	[illegible]
Furniture, furnishings, appliance group	[illegible]	[illegible]	[illegible]	[illegible]	[illegible]	[illegible]	[illegible]	[illegible]	[illegible]	[illegible]	[illegible]	[illegible]	[illegible]	[illegible]	[illegible]	[illegible]	[illegible]
Automotive group	[illegible]	[illegible]	[illegible]	[illegible]	[illegible]	[illegible]	[illegible]	[illegible]	[illegible]	[illegible]	[illegible]	[illegible]	[illegible]	[illegible]	[illegible]	[illegible]	[illegible]
Gasoline service stations	[illegible]	[illegible]	[illegible]	[illegible]	[illegible]	[illegible]	[illegible]	[illegible]	[illegible]	[illegible]	[illegible]	[illegible]	[illegible]	[illegible]	[illegible]	[illegible]	[illegible]
Lumber, building, hardware group	[illegible]	[illegible]	[illegible]	[illegible]	[illegible]	[illegible]	[illegible]	[illegible]	[illegible]	[illegible]	[illegible]	[illegible]	[illegible]	[illegible]	[illegible]	[illegible]	[illegible]
Drug and proprietary stores	[illegible]	[illegible]	[illegible]	[illegible]	[illegible]	[illegible]	[illegible]	[illegible]	[illegible]	[illegible]	[illegible]	[illegible]	[illegible]	[illegible]	[illegible]	[illegible]	[illegible]
All other retail stores	[illegible]	[illegible]	[illegible]	[illegible]	[illegible]	[illegible]	[illegible]	[illegible]	[illegible]	[illegible]	[illegible]	[illegible]	[illegible]	[illegible]	[illegible]	[illegible]	[illegible]
SPOKANE, WASH., total	[illegible]	[illegible]	[illegible]	[illegible]	[illegible]	[illegible]	[illegible]	[illegible]	[illegible]	[illegible]	[illegible]	[illegible]	[illegible]	[illegible]	[illegible]	[illegible]	[illegible]
Food group	131	29,850	61	10,920	70	18,930	15,474	3,456	...	342	299	...	...	3	400	411	13,745
Eating and drinking places	54	4,865	54	4,865	...	...	...	...	...	...	...	...	...	6	635	354	10,301
General merchandise group, general stores	35	37,460	25	9,089	10	28,371	13,883	9,793	4,695	2,047	1,818	1,691	957	...	...	27	527
Apparel group	54	10,855	25	3,522	29	7,333	4,065	2,767	501	548	413	134	117	1	69	72	2,292
Furniture, furnishings, appliance group	39	8,225	3	(x)	36	(x)	(x)	(x)	(x)	(x)	(x)	(x)	(x)	...	...	70	2,561
Automotive group	52	38,439	4	(x)	48	(x)	(x)	(x)	(x)	(x)	(x)	(x)	(x)	4	694	46	1,839
Gasoline service stations	31	2,614	6	299	25	2,315	1,484	830	(v)	92	79	(v)	(v)	3	879	265	7,444
Lumber, building, hardware group	56	12,851	5	778	51	12,073	3,579	8,047	447	867	863	72	67	2	628	72	2,882
Drug and proprietary stores	19	4,848	11	3,396	8	1,452	1,073	379	...	60	51	...	...	...	...	54	2,112
All other retail stores	87	20,419	24	4,981	63	15,438	6,581	6,586	2,271	1,231	1,022	685	611	3	157	222	6,057

See footnotes at end of table.

Table 11H.—ANALYSIS OF CASH AND CREDIT SALES AND BALANCES DUE FOR LARGE STORES AND MULTIUNITS—SELECTED STANDARD METROPOLITAN AREAS, BY KIND OF BUSINESS: 1948—Continued

[See text for explanatory material]

Metropolitan area and kind of business	Large stores and multiunits: Stores analyzing sales: Total: Stores (Number)	Total: Sales, entire year (Thousand dollars)	Stores with cash sales only: Number	Stores with cash sales only: Sales, entire year (Thousand dollars)	Stores with credit sales: Total: Stores (Number)	Total: Sales, entire year (Thousand dollars)	Cash sales (Thousand dollars)	Charge account sales (Thousand dollars)	Installment sales (Thousand dollars)	Balances due from customers: On charge account sales: End of year (Thousand dollars)	On charge account sales: Beginning of year (Thousand dollars)	On installment sales: End of year (Thousand dollars)	On installment sales: Beginning of year (Thousand dollars)	Stores not analyzing sales: Number	Stores not analyzing sales: Sales, entire year (Thousand dollars)	Small single-unit stores: Number	Small single-unit stores: Sales, entire year (Thousand dollars)
SPRINGFIELD-HOLYOKE, MASS., total	1,106	271,482	531	90,604	575	180,878	88,601	77,023	15,254	11,589	10,601	3,844	3,152	32	4,808	3,642	112,901
Food group	266	65,340	177	41,874	89	23,466	10,634	12,789	43	915	753	25	20	4	475	1,039	31,957
Eating and drinking places	87	9,280	83	8,753	4	527	491	36	...	7	5	...	...	8	1,023	720	20,805
General merchandise group, general stores	52	38,053	43	10,680	9	27,373	13,606	11,988	1,779	2,451	2,248	269	319	...	...	72	1,549
Apparel group	145	25,646	79	10,472	66	15,174	7,987	6,304	883	1,363	1,284	370	364	5	688	293	8,268
Furniture, furnishings, appliance group	93	16,823	13	1,437	80	15,386	4,302	4,754	6,330	930	956	2,149	1,635	1	134	196	6,339
Automotive group	127	49,869	22	4,924	105	44,945	31,087	10,739	3,119	1,020	772	124	85	4	631	72	3,118
Gasoline service stations	41	3,569	13	666	28	2,903	1,955	948	...	129	142	...	...	3	342	403	12,380
Lumber, building, hardware group	71	22,672	5	368	66	22,304	6,377	14,113	1,814	2,048	1,728	240	132	1	753	139	4,955
Drug and proprietary stores	38	5,368	24	3,033	14	2,335	2,041	294	...	40	37	...	...	...	...	132	7,795
All other retail stores	186	34,862	72	8,397	114	26,465	10,121	15,058	1,286	2,686	2,676	667	597	6	762	576	15,735
STOCKTON, CALIF., total	705	152,990	342	46,773	363	106,217	48,619	43,804	13,794	5,947	5,090	3,073	2,181	21	3,317	1,534	45,935
Food group	166	35,710	97	19,318	69	16,392	12,714	3,671	(v)	438	337	(v)	(v)	3	1,098	272	10,016
Eating and drinking places	104	8,760	104	8,760	...	...	...	...	...	...	...	...	...	6	502	477	11,984
General merchandise group, general stores	42	18,552	31	7,541	11	11,011	6,583	1,549	2,879	236	252	818	603	...	...	22	550
Apparel group	73	12,484	41	4,325	32	8,159	4,336	3,310	513	785	584	126	88	...	...	82	3,080
Furniture, furnishings, appliance group	43	10,720	3	(x)	40	(x)	(x)	(x)	(x)	(x)	(x)	(x)	(x)	2	342	64	2,247
Automotive group	80	32,310	7	907	73	31,403	13,449	11,683	6,271	1,111	877	478	173	3	335	55	1,782
Gasoline service stations	31	2,864	8	722	23	2,142	1,165	977	...	98	85	...	...	2	188	243	7,172
Lumber, building, hardware group	60	18,154	5	406	55	17,748	3,451	14,065	232	1,502	1,400	56	51	2	340	52	1,620
Drug and proprietary stores	23	2,884	14	1,597	9	1,287	1,102	185	...	37	29	...	...	1	100	37	1,807
All other retail stores	83	10,552	32	(x)	51	(x)	(x)	(x)	(x)	(x)	(x)	(x)	(x)	2	412	230	5,677
SYRACUSE, N. Y., total	928	259,449	526	90,152	402	169,297	82,287	62,143	24,867	9,472	8,175	6,852	5,693	28	6,489	2,831	87,679
Food group	256	64,832	196	47,462	60	17,370	10,104	7,105	161	691	615	32	20	5	444	728	23,940
Eating and drinking places	134	14,100	132	(x)	2	(x)	(x)	(x)	(x)	(x)	(x)	(x)	(x)	7	1,025	750	21,330
General merchandise group, general stores	32	46,809	21	6,003	11	40,806	23,670	12,440	4,696	2,941	2,663	1,246	1,015	...	...	60	1,970
Apparel group	93	23,939	61	7,079	32	16,910	7,319	8,191	1,400	1,291	1,200	410	354	3	547	152	4,614
Furniture, furnishings, appliance group	56	12,779	4	(x)	52	(x)	(x)	(x)	(x)	(x)	(x)	(x)	(x)	3	190	105	3,027
Automotive group	100	46,389	30	8,082	72	38,307	22,770	9,824	5,713	711	664	121	90	3	3,026	61	2,488
Gasoline service stations	39	3,325	10	592	29	2,733	1,674	1,045	14	175	157	14	4	4	220	350	11,058
Lumber, building, hardware group	60	16,911	4	(x)	56	(x)	(x)	(x)	(x)	(x)	(x)	(x)	(x)	3	537	106	4,207
Drug and proprietary stores	31	5,008	24	3,478	7	1,530	1,312	218	...	26	38	...	...	...	...	86	4,861
All other retail stores	125	25,307	44	3,310	81	21,997	8,410	10,334	3,253	1,532	1,447	1,387	1,220	...	...	433	11,168
TACOMA, WASH., total	674	160,748	308	44,389	366	116,359	59,525	42,856	13,978	5,621	4,921	3,050	2,207	13	1,272	1,925	57,265
Food group	166	36,657	93	16,446	73	20,211	15,757	4,454	...	397	405	...	...	1	106	493	16,924
Eating and drinking places	73	5,688	72	(x)	1	(x)	(x)	(x)	(x)	(x)	(x)	(x)	(x)	1	34	478	11,878
General merchandise group, general stores	35	24,142	23	6,406	12	17,736	10,600	4,465	2,671	1,164	1,103	348	312	...	...	46	1,014
Apparel group	70	9,669	39	3,763	31	5,906	3,245	2,601	60	480	372	25	24	1	122	97	2,604
Furniture, furnishings, appliance group	43	9,502	2	(x)	41	(x)	(x)	(x)	(x)	(x)	(x)	(x)	(x)	...	...	70	...
Automotive group	87	36,016	13	1,771	74	34,245	18,091	10,845	5,309	924	755	322	281	3	351	55	2,654
Gasoline service stations	30	2,630	8	541	22	2,089	1,190	770	(v)	103	88	(v)	(v)	2	144	326	8,424
Lumber, building, hardware group	46	8,942	4	(x)	42	(x)	(x)	(x)	(x)	(x)	(x)	(x)	(x)	1	174	46	3,[illegible]
Drug and proprietary stores	27	3,885	20	2,866	7	1,019	903	113	3	16	12	2	...	1	144	54	2,364
All other retail stores	97	23,617	34	6,118	63	17,499	5,052	10,465	1,982	1,438	1,139	1,301	863	2	214	226	4,912

See footnotes at end of table.

Table 11H.—ANALYSIS OF CASH AND CREDIT SALES AND BALANCES DUE FOR LARGE STORES AND MULTIUNITS SELECTED STANDARD METROPOLITAN AREAS, BY KIND OF BUSINESS, 1948—Continued

[See text for explanatory material]

Metropolitan area and kind of business	Large stores and multiunits													Small single unit stores	
	Stores analyzing sales												Stores not analyzing sales			
	Total		Stores with cash sales only		Stores with credit sales											
					Total					Balances due from customers						
										On charge account sales		On installment sales				
	Stores (Number)	Sales, entire year (Thousand dollars)	Number	Sales, entire year (Thousand dollars)	Stores (Number)	Sales, entire year (Thousand dollars)	Cash sales (Thousand dollars)	Charge account sales (Thousand dollars)	Installment sales (Thousand dollars)	End of year (Thousand dollars)	Beginning of year (Thousand dollars)	End of year (Thousand dollars)	Beginning of year (Thousand dollars)	Number	Sales, entire year (Thousand dollars)	Number	Sales, entire year (Thousand dollars)
TAMPA-ST. PETERSBURG, FLA., total	[illegible]	[illegible]	[illegible]	[illegible]	[illegible]	[illegible]	[illegible]	[illegible]	[illegible]	[illegible]	[illegible]	[illegible]	[illegible]	[illegible]	[illegible]	[illegible]	[illegible]
Food group	[illegible]	[illegible]	[illegible]	[illegible]	[illegible]	[illegible]	[illegible]	[illegible]	[illegible]	[illegible]	[illegible]	[illegible]	[illegible]	[illegible]	[illegible]	[illegible]	[illegible]
Eating and drinking places	[illegible]	[illegible]	[illegible]	(x)	[illegible]	(x)	(x)	(x)	(x)	(x)	(x)	(x)	(x)	[illegible]	[illegible]	[illegible]	[illegible]
General merchandise group, general stores	[illegible]	[illegible]	[illegible]	[illegible]	[illegible]	[illegible]	[illegible]	[illegible]	[illegible]	[illegible]	[illegible]	[illegible]	[illegible]	[illegible]	[illegible]	[illegible]	[illegible]
Apparel group	[illegible]	[illegible]	[illegible]	[illegible]	[illegible]	[illegible]	[illegible]	[illegible]	[illegible]	[illegible]	[illegible]	[illegible]	[illegible]	[illegible]	[illegible]	[illegible]	[illegible]
Furniture, furnishings, appliance group	[illegible]	[illegible]	[illegible]	[illegible]	[illegible]	[illegible]	[illegible]	[illegible]	[illegible]	[illegible]	[illegible]	[illegible]	[illegible]	[illegible]	[illegible]	[illegible]	[illegible]
Automotive group	[illegible]	[illegible]	[illegible]	[illegible]	[illegible]	[illegible]	[illegible]	[illegible]	[illegible]	[illegible]	[illegible]	[illegible]	[illegible]	[illegible]	[illegible]	[illegible]	[illegible]
Gasoline service stations	[illegible]	[illegible]	[illegible]	[illegible]	[illegible]	[illegible]	[illegible]	[illegible]	[illegible]	[illegible]	[illegible]	[illegible]	[illegible]	[illegible]	[illegible]	[illegible]	[illegible]
Lumber, building, hardware group	[illegible]	[illegible]	[illegible]	[illegible]	[illegible]	[illegible]	[illegible]	[illegible]	[illegible]	[illegible]	[illegible]	[illegible]	[illegible]	[illegible]	[illegible]	[illegible]	[illegible]
Drug and proprietary stores	[illegible]	[illegible]	[illegible]	(x)	[illegible]	(x)	(x)	(x)	(x)	(x)	(x)	(x)	(x)	[illegible]	[illegible]	[illegible]	[illegible]
All other retail stores	[illegible]	[illegible]	[illegible]	[illegible]	[illegible]	[illegible]	[illegible]	[illegible]	[illegible]	[illegible]	[illegible]	[illegible]	[illegible]	[illegible]	[illegible]	[illegible]	[illegible]
TOLEDO, OHIO, total	[illegible]	[illegible]	[illegible]	[illegible]	[illegible]	[illegible]	[illegible]	[illegible]	[illegible]	[illegible]	[illegible]	[illegible]	[illegible]	[illegible]	[illegible]	[illegible]	[illegible]
Food group	[illegible]	[illegible]	[illegible]	[illegible]	[illegible]	[illegible]	[illegible]	[illegible]	[illegible]	[illegible]	[illegible]	[illegible]	[illegible]	[illegible]	[illegible]	[illegible]	[illegible]
Eating and drinking places	[illegible]	[illegible]	[illegible]	(x)	[illegible]	(x)	(x)	(x)	(x)	(x)	(x)	(x)	(x)	[illegible]	[illegible]	[illegible]	[illegible]
General merchandise group, general stores	[illegible]	[illegible]	[illegible]	[illegible]	[illegible]	[illegible]	[illegible]	[illegible]	[illegible]	[illegible]	[illegible]	[illegible]	[illegible]	[illegible]	[illegible]	[illegible]	[illegible]
Apparel group	[illegible]	[illegible]	[illegible]	[illegible]	[illegible]	[illegible]	[illegible]	[illegible]	[illegible]	[illegible]	[illegible]	[illegible]	[illegible]	[illegible]	[illegible]	[illegible]	[illegible]
Furniture, furnishings, appliance group	[illegible]	[illegible]	[illegible]	[illegible]	[illegible]	[illegible]	[illegible]	[illegible]	[illegible]	[illegible]	[illegible]	[illegible]	[illegible]	[illegible]	[illegible]	[illegible]	[illegible]
Automotive group	[illegible]	[illegible]	[illegible]	[illegible]	[illegible]	[illegible]	[illegible]	[illegible]	[illegible]	[illegible]	[illegible]	[illegible]	[illegible]	[illegible]	[illegible]	[illegible]	[illegible]
Gasoline service stations	[illegible]	[illegible]	[illegible]	[illegible]	[illegible]	[illegible]	[illegible]	[illegible]	[illegible]	[illegible]	[illegible]	[illegible]	[illegible]	[illegible]	[illegible]	[illegible]	[illegible]
Lumber, building, hardware group	[illegible]	[illegible]	[illegible]	[illegible]	[illegible]	[illegible]	[illegible]	[illegible]	[illegible]	[illegible]	[illegible]	[illegible]	[illegible]	[illegible]	[illegible]	[illegible]	[illegible]
Drug and proprietary stores	[illegible]	[illegible]	[illegible]	(x)	[illegible]	(x)	(x)	(x)	(x)	(x)	(x)	(x)	(x)	[illegible]	[illegible]	[illegible]	[illegible]
All other retail stores	[illegible]	[illegible]	[illegible]	[illegible]	[illegible]	[illegible]	[illegible]	[illegible]	[illegible]	[illegible]	[illegible]	[illegible]	[illegible]	[illegible]	[illegible]	[illegible]	[illegible]
TRENTON, N. J., total	[illegible]	[illegible]	[illegible]	[illegible]	[illegible]	[illegible]	[illegible]	[illegible]	[illegible]	[illegible]	[illegible]	[illegible]	[illegible]	[illegible]	[illegible]	[illegible]	[illegible]
Food group	[illegible]	[illegible]	[illegible]	[illegible]	[illegible]	[illegible]	[illegible]	[illegible]	[illegible]	[illegible]	[illegible]	[illegible]	[illegible]	[illegible]	[illegible]	[illegible]	[illegible]
Eating and drinking places	[illegible]	[illegible]	[illegible]	(x)	[illegible]	(x)	(x)	(x)	(x)	(x)	(x)	(x)	(x)	[illegible]	[illegible]	[illegible]	[illegible]
General merchandise group, general stores	[illegible]	[illegible]	[illegible]	[illegible]	[illegible]	[illegible]	[illegible]	[illegible]	[illegible]	[illegible]	[illegible]	[illegible]	[illegible]	[illegible]	[illegible]	[illegible]	[illegible]
Apparel group	[illegible]	[illegible]	[illegible]	[illegible]	[illegible]	[illegible]	[illegible]	[illegible]	[illegible]	[illegible]	[illegible]	[illegible]	[illegible]	[illegible]	[illegible]	[illegible]	[illegible]
Furniture, furnishings, appliance group	[illegible]	[illegible]	[illegible]	(x)	[illegible]	(x)	(x)	(x)	(x)	(x)	(x)	(x)	(x)	[illegible]	[illegible]	[illegible]	[illegible]
Automotive group	[illegible]	[illegible]	[illegible]	[illegible]	[illegible]	[illegible]	[illegible]	[illegible]	[illegible]	[illegible]	[illegible]	[illegible]	[illegible]	[illegible]	[illegible]	[illegible]	[illegible]
Gasoline service stations	[illegible]	[illegible]	[illegible]	[illegible]	[illegible]	[illegible]	[illegible]	[illegible]	[illegible]	[illegible]	[illegible]	[illegible]	[illegible]	[illegible]	[illegible]	[illegible]	[illegible]
Lumber, building, hardware group	[illegible]	[illegible]	[illegible]	[illegible]	[illegible]	[illegible]	[illegible]	[illegible]	[illegible]	[illegible]	[illegible]	[illegible]	[illegible]	[illegible]	[illegible]	[illegible]	[illegible]
Drug and proprietary stores	[illegible]	[illegible]	[illegible]	[illegible]	[illegible]	[illegible]	[illegible]	[illegible]	[illegible]	[illegible]	[illegible]	[illegible]	[illegible]	[illegible]	[illegible]	[illegible]	[illegible]
All other retail stores	[illegible]	[illegible]	[illegible]	[illegible]	[illegible]	[illegible]	[illegible]	[illegible]	[illegible]	[illegible]	[illegible]	[illegible]	[illegible]	[illegible]	[illegible]	[illegible]	[illegible]
TULSA, OKLA., total	[illegible]	[illegible]	[illegible]	[illegible]	[illegible]	[illegible]	[illegible]	[illegible]	[illegible]	[illegible]	[illegible]	[illegible]	[illegible]	[illegible]	[illegible]	[illegible]	[illegible]
Food group	[illegible]	[illegible]	[illegible]	[illegible]	[illegible]	[illegible]	[illegible]	[illegible]	[illegible]	[illegible]	[illegible]	[illegible]	[illegible]	[illegible]	[illegible]	[illegible]	[illegible]
Eating and drinking places	[illegible]	[illegible]	[illegible]	(x)	[illegible]	(x)	(x)	(x)	(x)	(x)	(x)	(x)	(x)	[illegible]	[illegible]	[illegible]	[illegible]
General merchandise group, general stores	[illegible]	[illegible]	[illegible]	[illegible]	[illegible]	[illegible]	[illegible]	[illegible]	[illegible]	[illegible]	[illegible]	[illegible]	[illegible]	[illegible]	[illegible]	[illegible]	[illegible]
Apparel group	[illegible]	[illegible]	[illegible]	[illegible]	[illegible]	[illegible]	[illegible]	[illegible]	[illegible]	[illegible]	[illegible]	[illegible]	[illegible]	[illegible]	[illegible]	[illegible]	[illegible]
Furniture, furnishings, appliance group	[illegible]	[illegible]	[illegible]	[illegible]	[illegible]	[illegible]	[illegible]	[illegible]	[illegible]	[illegible]	[illegible]	[illegible]	[illegible]	[illegible]	[illegible]	[illegible]	[illegible]
Automotive group	[illegible]	[illegible]	[illegible]	[illegible]	[illegible]	[illegible]	[illegible]	[illegible]	[illegible]	[illegible]	[illegible]	[illegible]	[illegible]	[illegible]	[illegible]	[illegible]	[illegible]
Gasoline service stations	[illegible]	[illegible]	[illegible]	[illegible]	[illegible]	[illegible]	[illegible]	[illegible]	[illegible]	[illegible]	[illegible]	[illegible]	[illegible]	[illegible]	[illegible]	[illegible]	[illegible]
Lumber, building, hardware group	[illegible]	[illegible]	[illegible]	(x)	[illegible]	(x)	(x)	(x)	(x)	(x)	(x)	(x)	(x)	[illegible]	[illegible]	[illegible]	[illegible]
Drug and proprietary stores	[illegible]	[illegible]	[illegible]	[illegible]	[illegible]	[illegible]	[illegible]	[illegible]	[illegible]	[illegible]	[illegible]	[illegible]	[illegible]	[illegible]	[illegible]	[illegible]	[illegible]
All other retail stores	[illegible]	[illegible]	[illegible]	[illegible]	[illegible]	[illegible]	[illegible]	[illegible]	[illegible]	[illegible]	[illegible]	[illegible]	[illegible]	[illegible]	[illegible]	[illegible]	[illegible]

See footnotes at end of table.

Table 11H.—ANALYSIS OF CASH AND CREDIT SALES AND BALANCES DUE FOR LARGE STORES AND MULTIUNITS—SELECTED STANDARD METROPOLITAN AREAS, BY KIND OF BUSINESS. 1948—Continued

[See text for explanatory material]

Metropolitan area and kind of business	Large stores and multiunits: Stores analyzing sales: Total: Stores (Number)	Total: Sales, entire year (Thousand dollars)	Stores with cash sales only: Number	Stores with cash sales only: Sales, entire year (Thousand dollars)	Stores with credit sales: Total: Stores (Number)	Stores with credit sales: Total: Sales, entire year (Thousand dollars)	Cash sales (Thousand dollars)	Charge account sales (Thousand dollars)	Installment sales (Thousand dollars)	Balances due from customers: On charge account sales: End of year (Thousand dollars)	On charge account sales: Beginning of year (Thousand dollars)	On installment sales: End of year (Thousand dollars)	On installment sales: Beginning of year (Thousand dollars)	Stores not analyzing sales: Number	Stores not analyzing sales: Sales, entire year (Thousand dollars)	Small single-unit stores: Number	Small single-unit stores: Sales, entire year (Thousand dollars)
UTICA-ROME, N. Y., total	803	166,139	380	56,739	423	109,400	60,988	37,908	10,504	[illegible]	[illegible]	[illegible]	[illegible]	[illegible]	1,148	[illegible]	[illegible]
Food group	213	44,261	166	32,465	47	11,796	6,992	4,804	...	800	[illegible]	...	...	3	[illegible]	880	[illegible]
Eating and drinking places	47	3,297	46	(x)	1	(x)	(x)	(x)	(x)	(x)	(x)	(x)	(x)	2	114	830	19,280
General merchandise group, general stores	34	[illegible]	24	[illegible]	10	13,303	[illegible]	[illegible]	1,714	[illegible]	[illegible]	[illegible]	[illegible]	...	...	[illegible]	[illegible]
Apparel group	114	13,326	72	5,316	42	8,010	4,498	[illegible]	861	588	[illegible]	[illegible]	239	2	[illegible]	[illegible]	7,165
Furniture, furnishings, appliance group	54	8,933	5	289	49	8,644	2,739	2,087	3,818	[illegible]	[illegible]	1,394	1,099	1	1	154	[illegible]
Automotive group	94	30,864	14	2,410	80	28,454	21,053	4,914	2,487	777	885	[illegible]	[illegible]	3	[illegible]	70	[illegible]
Gasoline service stations	[illegible]	3,396	7	542	26	2,854	2,009	807	38	[illegible]	88	13	10	1	30	[illegible]	[illegible]
Lumber, building, hardware group	[illegible]	11,941	2	(x)	[illegible]	(x)	(x)	(x)	(x)	(x)	(x)	(x)	(x)	[illegible]	[illegible]	[illegible]	[illegible]
Drug and proprietary stores	14	2,695	9	1,791	5	904	735	169	...	20	20	...	...	...	...	80	3,078
All other retail stores	146	26,544	35	3,078	111	23,466	10,132	12,317	1,017	1,864	1,815	159	156	1	17	[illegible]	[illegible]
WASHINGTON, D. C., total	3,728	[illegible]	2,253	488,424	1,475	754,647	420,734	248,407	85,506	41,[illegible]	37,[illegible]	[illegible]	[illegible]	72	11,[illegible]	[illegible]	[illegible]
Food group	869	260,785	602	161,394	267	99,391	[illegible]	22,[illegible]	[illegible]	[illegible],359	[illegible],034	[illegible]	[illegible]	14	[illegible]	1,8[illegible]	[illegible]
Grocery stores, without fresh meat	[illegible]	[illegible]	21	(x)	4	(x)	(x)	(x)	(x)	(x)	(x)	(x)	(x)	[illegible]	[illegible]	[illegible]	[illegible]
Grocery stores, with fresh meat	563	221,352	323	142,[illegible]	240	[illegible]	[illegible]	10,771	...	1,14[illegible]	[illegible]	...	...	2	1,1[illegible]	[illegible]	[illegible]
Candy, nut, confectionery stores	103	5,362	100	(x)	3	(x)	(x)	(x)	(x)	(x)	(x)	(x)	(x)	...	...	[illegible]	[illegible]
Dairy products stores, milk dealers	[illegible]	19,472	77	3,324	[illegible]	16,14[illegible]	[illegible],481	10,[illegible]	...	1,1[illegible]	[illegible]	...	...	...	...	[illegible]	[illegible]
All other food stores	96	11,353	81	(x)	15	(x)	(x)	(x)	(x)	(x)	(x)	(x)	(x)	4	781	[illegible]	[illegible]
Eating and drinking places	479	77,246	462	(x)	17	(x)	(x)	(x)	(x)	(x)	(x)	(x)	(x)	[illegible]	[illegible]	1,[illegible]	[illegible]
General stores	8	1,227	3	(x)	5	(x)	(x)	(x)	(x)	(x)	(x)	(x)	(x)	...	...	[illegible]	1,1[illegible]
General merchandise group	116	205,902	84	31,537	32	174,365	84,220	64,703	[illegible]	14,474	[illegible]	9,488	7,341	...	...	[illegible]	[illegible]
Department stores	18	171,355	2	(x)	16	(x)	(x)	(x)	(x)	(x)	(x)	(x)	(x)	...	...	...	...
Dry goods, general merchandise stores	29	7,749	13	(x)	16	(x)	(x)	(x)	(x)	(x)	(x)	(x)	(x)	...	...	[illegible]	[illegible]
Variety stores	69	26,798	69	26,798	...	...	...	...	...	...	...	...	...	...	...	7	[illegible]
Apparel group	447	114,257	251	37,653	[illegible]	76,604	[illegible],133	28,[illegible]	5,778	[illegible]	[illegible]	[illegible]	1,731	[illegible]	1,790	[illegible]	[illegible]
Men's, boys' clothing, furnishings stores	106	20,722	59	8,111	47	12,611	[illegible]	[illegible]	[illegible]	[illegible]	[illegible]	58	[illegible]	...	...	[illegible]	[illegible]
Family clothing stores	[illegible]	19,[illegible]	14	4,511	[illegible]	[illegible]	[illegible]	[illegible]	3,4[illegible]	1,78[illegible]	1,402	1,[illegible]	1,10[illegible]	...	...	[illegible]	1,8[illegible]
Women's ready-to-wear stores	138	42,669	60	11,014	78	31,65[illegible]	17,4[illegible]	12,941	1,21[illegible]	[illegible]	[illegible]	218	179	1	102	[illegible]	[illegible]
Other apparel accessory, specialty stores	29	2,494	25	(x)	4	(x)	(x)	(x)	(x)	(x)	(x)	(x)	(x)	18	1,[illegible]	[illegible]	[illegible]
Shoe stores	98	19,554	72	10,330	26	9,224	7,4[illegible]	1,775	[illegible]	[illegible]	278	1	1	...	...	[illegible]	[illegible]
Custom tailors	12	(x)	[illegible]	(x)	7	1,313	[illegible]	497	...	[illegible]	[illegible]	...	...	...	...	[illegible]	(x)
Furriers, fur shops	[illegible]	4,557	...	...	[illegible]	4,557	1,08[illegible]	2,72[illegible]	749	[illegible]	[illegible]	[illegible]	[illegible]	...	...	[illegible]	[illegible]
All other apparel stores	19	(x)	16	(x)	[illegible]	(x)	(x)	(x)	(x)	(x)	(x)	(x)	(x)	1	120	[illegible]	(x)
Furniture, furnishings, appliance group	217	60,381	31	[illegible],981	186	57,400	17,17[illegible]	14,5[illegible]	[illegible],702	[illegible],771	[illegible]	[illegible],487	[illegible]	3	[illegible]	[illegible]	[illegible]
Furniture stores	53	(x)	7	(x)	46	22,350	3,983	[illegible],517	12,850	1,377	1,2[illegible]	[illegible]	4,387	...	...	47	(x)
Floor covering, drapery stores	27	(x)	7	(x)	20	4,305	1,40[illegible]	[illegible],509	[illegible]	441	[illegible]	131	17[illegible]	1	108	[illegible]	[illegible]
Other home furnishing stores	24	5,172	4	(x)	20	(x)	(x)	(x)	(x)	(x)	(x)	(x)	(x)	...	...	[illegible]	[illegible]
Household appliance stores	80	16,135	11	1,14[illegible]	69	14,[illegible]	[illegible],17[illegible]	[illegible],229	4,[illegible]	[illegible]	[illegible]	1,[illegible]15	[illegible]	[illegible]	[illegible]	[illegible]	[illegible]
Radio stores	33	11,346	[illegible]	(x)	[illegible]	(x)	(x)	(x)	(x)	(x)	(x)	(x)	(x)	...	...	[illegible]	[illegible]
Automotive group	317	213,477	106	37,116	211	176,361	131,230	29,[illegible]	15,1[illegible]	[illegible]	[illegible],330	1,235	1,018	[illegible]	[illegible]	[illegible]	[illegible]
Motor vehicle (new and used) dealers	185	171,949	24	13,049	161	158,900	122,579	25,977	10,[illegible]	[illegible]	[illegible],773	75[illegible]	73[illegible]	1	[illegible]	[illegible]	[illegible]
Motor vehicle (used) dealers	81	28,786	67	21,[illegible]	14	[illegible]	3,73[illegible]	[illegible]14	[illegible]	38[illegible]	[illegible]	12	13	[illegible]	[illegible]	[illegible]	[illegible]
Tire, battery, accessory dealers	[illegible]	9,928	9	1,1[illegible]	[illegible]	[illegible],74[illegible]	3,91[illegible]	3,[illegible]	1,[illegible]	37[illegible]	[illegible]	[illegible]	[illegible]	1	[illegible]	[illegible]	[illegible]
All other automotive dealers	13	2,814	[illegible]	[illegible]	7	1,82[illegible]	1,000	[illegible]	[illegible]	[illegible]	[illegible]	39	...	...	...	[illegible]	[illegible]
Gasoline service stations	251	32,962	77	9,15[illegible]	174	23,[illegible]	17,97[illegible]	[illegible],77[illegible]	[illegible]	59[illegible]	[illegible]	11	[illegible]	[illegible]	1,[illegible]	[illegible]	[illegible]
Lumber, building, hardware group	157	[illegible],221	24	3,361	133	51,360	15,[illegible]97	[illegible]	1,61[illegible]	4,[illegible]	3,703	[illegible]	[illegible]	[illegible]	[illegible]	[illegible]	[illegible]
Lumber yards, building materials dealers	[illegible]	37,[illegible]	[illegible]	1,790	60	35,[illegible]	7,73[illegible]	26,860	1,[illegible]	[illegible]	[illegible]	[illegible]	[illegible]	[illegible]	[illegible]	[illegible]	[illegible]
Plumbing, paint, electrical stores	22	4,172	4	[illegible]34	18	3,538	1,063	[illegible],458	[illegible]	342	248	...	...	...	...	[illegible]	1,[illegible]
Hardware stores	65	11,318	15	1,437	50	9,881	6,009	3,5[illegible]	(v)	679	[illegible]	(v)	(v)	...	...	[illegible]	[illegible]
Farm equipment dealers	5	2,979	...	...	[illegible]	2,979	48[illegible]	1,[illegible]84	[illegible]	10[illegible]	[illegible]	[illegible]	4	1	[illegible]	3	80[illegible]
Drug and proprietary stores	[illegible]	[illegible]	[illegible]	[illegible]	[illegible]	7,404	[illegible]	[illegible]	[illegible]	[illegible]	[illegible]	...	...	[illegible]	[illegible]	[illegible]	[illegible]

See footnotes at end of table.

Table 11H.—ANALYSIS OF CASH AND CREDIT SALES AND BALANCES DUE FOR LARGE STORES AND MULTIUNITS—SELECTED STANDARD METROPOLITAN AREAS, BY KIND OF BUSINESS. 1948—Continued

[See text for explanatory material]

Metropolitan area and kind of business	Large stores and multiunits: Stores analyzing sales: Total: Stores (Number)	Total: Sales, entire year (Thousand dollars)	Stores with cash sales only: Number	Stores with cash sales only: Sales, entire year (Thousand dollars)	Stores with credit sales: Total: Stores (Number)	Stores with credit sales: Total: Sales, entire year (Thousand dollars)	Cash sales (Thousand dollars)	Charge account sales (Thousand dollars)	Installment sales (Thousand dollars)	Balances due from customers: On charge account sales: End of year (Thousand dollars)	On charge account sales: Beginning of year (Thousand dollars)	On installment sales: End of year (Thousand dollars)	On installment sales: Beginning of year (Thousand dollars)	Stores not analyzing sales: Number	Stores not analyzing sales: Sales, entire year (Thousand dollars)	Small single unit stores: Number	Small single unit stores: Sales, entire year (Thousand dollars)
WASHINGTON, D. C.--Continued																	
Other retail stores	611	16[illegible],490	398	82,806	213	79,684	33,400	44,[illegible]	11,534	7,269	6,904	5,456	4,307	9	2,914	[illegible]	[illegible]
Fuel, fuel oil, ice dealers	42	[illegible],479	1	(x)	42	(x)	(x)	(x)	(x)	(x)	(x)	(x)	(x)	[illegible]	[illegible]	[illegible]	[illegible]
Feed, farm, garden supply stores	[illegible]	[illegible]	1	(x)	26	(x)	(x)	(x)	(x)	(x)	(x)	(x)	(x)	...	...	[illegible]	[illegible]
Jewelry stores	[illegible]	(x)	6	(x)	45	13,169	4,157	2,308	6,704	516	464	4,370	3,363	...	...	[illegible]	[illegible]
Book, stationery stores	[illegible]	[illegible],551	[illegible]	163	31	9,388	2,537	4,548	2,303	652	527	1,226	733	...	...	[illegible]	[illegible]
Sporting goods stores, bicycle stores	12	2,979	5	587	7	2,392	1,487	849	46	122	140	16	9	...	...	[illegible]	[illegible]
Florists	25	(x)	3	(x)	22	(x)	(x)	(x)	(x)	(x)	(x)	(x)	(x)	...	...	[illegible]	[illegible]
Music stores	14	4,390	9	1,042	5	3,348	1,162	366	1,820	25	22	1,126	719	...	...	[illegible]	[illegible]
Optical goods stores	[illegible]	(x)	...	...	5	(x)	(x)	(x)	(x)	(x)	(x)	(x)	(x)	...	...	[illegible]	[illegible]
Camera, photographic supply stores	12	(x)	7	(x)	5	1,381	896	482	3	43	47	...	...	[illegible]	[illegible]	[illegible]	[illegible]
All other retail stores	386	84,313	361	79,016	25	5,803	4,094	1,542	106	326	302	31	41	[illegible]	[illegible]	[illegible]	[illegible]
WHEELING, W. VA.-STEUBENVILLE, OHIO, total	902	179,664	432	69,996	470	109,668	46,918	44,408	18,342	6,113	5,481	4,221	3,780	27	4,554	[illegible]	[illegible]
Food group	256	44,939	166	30,827	90	14,112	7,157	6,440	515	520	478	134	91	8	1,420	1,198	[illegible]
Eating and drinking places	52	3,167	51	(x)	1	(x)	(x)	(x)	(x)	(x)	(x)	(x)	(x)	3	[illegible]	971	[illegible]
General merchandise group, general stores	59	30,760	28	11,634	31	19,126	7,653	8,497	2,976	1,455	1,402	833	617	1	[illegible]	[illegible]	[illegible]
Apparel group	114	17,289	78	8,915	36	8,374	3,540	3,984	850	756	658	354	303	1	14	[illegible]	[illegible]
Furniture, furnishings, appliance group	74	13,291	4	(x)	70	(x)	(x)	(x)	(x)	(x)	(x)	(x)	(x)	1	137	44	[illegible]
Automotive group	115	31,890	19	2,536	96	29,354	17,329	7,984	4,041	723	573	189	107	7	1,641	74	[illegible]
Gasoline service stations	28	1,683	8	167	20	1,516	1,109	377	30	36	27	8	6	[illegible]	431	93	[illegible]
Lumber, building, hardware group	78	16,712	7	636	71	16,076	3,630	11,740	(v)	1,856	1,709	(v)	(v)	3	576	104	[illegible]
Drug and proprietary stores	36	4,399	25	2,569	11	830	734	96	...	20	18	...	...	...	...	[illegible]	[illegible]
All other retail stores	90	15,534	46	8,590	44	6,944	3,103	2,358	1,483	292	277	587	380	1	105	280	[illegible]
WICHITA, KANS., total	[illegible]	173,473	248	44,320	309	129,153	72,719	39,969	16,465	6,115	4,267	3,692	2,515	14	1,377	4,345	[illegible]
Food group	116	30,508	65	16,450	51	14,058	12,368	1,602	88	152	125	18	16	[illegible]	109	352	[illegible]
Eating and drinking places	50	4,342	49	(x)	1	(x)	(x)	(x)	(x)	(x)	(x)	(x)	(x)	2	137	[illegible]	[illegible]
General merchandise group, general stores	24	30,459	18	6,668	6	23,791	13,855	5,994	3,942	1,285	1,018	1,114	341	...	...	[illegible]	[illegible]
Apparel group	58	16,931	36	6,407	22	10,424	5,330	4,505	589	1,026	736	115	46	...	...	52	[illegible]
Furniture, furnishings, appliance group	41	10,974	5	637	36	10,337	3,570	2,821	3,946	331	239	1,059	[illegible]	1	248	81	[illegible]
Automotive group	64	41,169	11	1,926	53	39,243	24,351	8,730	6,162	658	423	718	428	1	323	81	[illegible]
Gasoline service stations	27	4,307	13	1,465	14	2,842	1,409	1,101	32	341	78	6	4	4	217	174	[illegible]
Lumber, building, hardware group	82	18,992	17	2,535	65	16,457	4,638	11,641	178	1,688	1,163	23	25	...	...	103	[illegible]
Drug and proprietary stores	31	[illegible]	12	2,646	19	2,606	2,262	344	...	52	41	...	...	...	...	67	2,908
All other retail stores	64	10,339	22	(x)	42	(x)	(x)	(x)	(x)	(x)	(x)	(x)	(x)	2	393	257	1,873
WILKES-BARRE-HAZLETON, PA., total	996	201,923	511	81,417	485	120,504	60,668	43,916	16,922	6,911	5,861	4,780	3,680	4	514	5,350	102,[illegible]
Food group	257	43,793	160	30,783	97	13,010	6,630	6,311	69	492	387	23	18	...	...	[illegible]	37,713
Eating and drinking places	62	3,909	60	(x)	2	(x)	(x)	(x)	(x)	(x)	(x)	(x)	(x)	...	...	1,413	[illegible]
General merchandise group, general stores	56	40,749	34	10,837	22	29,912	13,942	12,119	3,851	2,217	2,028	701	550	...	...	94	[illegible]
Apparel group	149	19,682	97	11,203	52	8,479	5,062	2,754	663	658	526	248	242	...	...	130	[illegible]
Furniture, furnishings, appliance group	104	14,831	16	872	88	13,959	3,664	2,566	7,729	910	829	3,101	2,189	...	...	153	[illegible]
Automotive group	98	36,608	36	9,783	62	26,825	18,332	6,614	1,879	553	475	113	67	...	...	77	[illegible]
Gasoline service stations	49	2,238	16	327	33	1,911	1,057	822	(v)	110	90	(v)	(v)	1	234	[illegible]	8,638
Lumber, building, hardware group	70	15,735	9	1,010	61	14,725	5,108	8,379	(v)	1,462	1,131	(v)	(v)	4	272	165	4,180
Drug and proprietary stores	16	2,398	11	(x)	5	(x)	(x)	(x)	(x)	(x)	(x)	(x)	(x)	...	...	129	3,721
All other retail stores	135	21,980	72	11,391	63	10,589	6,006	3,122	1,461	483	372	560	491	1	8	620	9,689

See footnotes at end of table.

Table 11H.—ANALYSIS OF CASH AND CREDIT SALES AND BALANCES DUE FOR LARGE STORES AND MULTIUNITS—SELECTED STANDARD METROPOLITAN AREAS, BY KIND OF BUSINESS: 1948—Continued

[See text for explanatory material]

Metropolitan area and kind of business	Large stores and multiunits: Stores analyzing sales: Total: Stores (Number)	Total: Sales, entire year (Thousand dollars)	Stores with cash sales only: Number	Stores with cash sales only: Sales, entire year (Thousand dollars)	Stores with credit sales: Total: Stores (Number)	Stores with credit sales: Total: Sales, entire year (Thousand dollars)	Cash sales (Thousand dollars)	Charge account sales (Thousand dollars)	Installment sales (Thousand dollars)	Balances due from customers: On charge account sales: End of year (Thousand dollars)	On charge account sales: Beginning of year (Thousand dollars)	On installment sales: End of year (Thousand dollars)	On installment sales: Beginning of year (Thousand dollars)	Stores not analyzing sales: Number	Stores not analyzing sales: Sales, entire year (Thousand dollars)	Small single-unit stores: Number	Small single-unit stores: Sales, entire year (Thousand dollars)
WILMINGTON, DEL., total	[illegible]	[illegible]	374	[illegible]	[illegible]	137,719	[illegible]	[illegible]	[illegible]	8,070	7,129	3,770	2,789	20	[illegible]	[illegible]	71,787
Food group	[illegible]	[illegible]	119	[illegible]	[illegible]	[illegible]	[illegible]	[illegible]	1	[illegible]	386	...	...	[illegible]	[illegible]	838	13,780
Eating and drinking places	[illegible]	[illegible]	[illegible]	(x)	[illegible]	(x)	(x)	(x)	(x)	(x)	(x)	(x)	(x)	2	170	[illegible]	13,370
General merchandise group, general stores	[illegible]	[illegible]	[illegible]	[illegible]	[illegible]	[illegible]	[illegible]	[illegible]	[illegible]	491	411	50	[illegible]	...	...	[illegible]	1,333
Apparel group	[illegible]	[illegible]	[illegible]	[illegible]	37	[illegible]	[illegible]	[illegible]	[illegible]	1,174	1,068	[illegible]	[illegible]	[illegible]	[illegible]	[illegible]	[illegible]
Furniture, furnishings, appliance group	[illegible]	[illegible]	[illegible]	1,295	[illegible]	14,100	[illegible]	[illegible]	[illegible]	792	[illegible]	[illegible]	1,699	3	[illegible]	117	[illegible]
Automotive group	[illegible]	[illegible]	[illegible]	[illegible]	[illegible]	37,901	[illegible]	8,775	[illegible]	797	691	[illegible]	[illegible]	1	[illegible]	[illegible]	[illegible]
Gasoline service stations	[illegible]	[illegible]	9	1,033	12	[illegible]	[illegible]	[illegible]	(v)	[illegible]	324	...	...	...	...	[illegible]	9,514
Lumber, building, hardware group	[illegible]	[illegible]	[illegible]	[illegible]	[illegible]	[illegible]	[illegible]	9,017	(v)	1,344	1,161	(v)	(v)	[illegible]	179	91	3,168
Drug and proprietary stores	[illegible]	[illegible]	[illegible]	[illegible]	[illegible]	1,314	743	271	...	40	[illegible]	...	...	1	77	73	[illegible]
All other retail stores	[illegible]	[illegible]	[illegible]	(x)	[illegible]	(x)	(x)	(x)	(x)	(x)	(x)	(x)	(x)	[illegible]	1,430	[illegible]	[illegible]
WORCESTER, MASS., total	[illegible]	[illegible]	[illegible]	[illegible]	[illegible]	[illegible]	[illegible]	[illegible]	14,047	[illegible]	[illegible]	[illegible]	[illegible]	[illegible]	[illegible]	[illegible]	[illegible]
Food group	[illegible]	[illegible]	[illegible]	[illegible]	79	20,841	11,797	9,023	21	[illegible]	[illegible]	11	11	[illegible]	[illegible]	[illegible]	[illegible]
Eating and drinking places	[illegible]	[illegible]	[illegible]	(x)	1	(x)	(x)	(x)	(x)	(x)	(x)	(x)	(x)	8	[illegible]	[illegible]	[illegible]
General merchandise group, general stores	[illegible]	[illegible]	18	[illegible]	[illegible]	[illegible]	[illegible]	[illegible]	1,791	[illegible]	1,348	[illegible]	310	3	[illegible]	[illegible]	[illegible]
Apparel group	[illegible]	[illegible]	[illegible]	[illegible]	37	[illegible]	[illegible]	[illegible]	[illegible]	1,777	1,601	[illegible]	437	[illegible]	[illegible]	[illegible]	[illegible]
Furniture, furnishings, appliance group	[illegible]	[illegible]	[illegible]	[illegible]	[illegible]	[illegible]	[illegible]	[illegible]	[illegible]	[illegible]	[illegible]	[illegible]	[illegible]	[illegible]	[illegible]	101	[illegible]
Automotive group	[illegible]	[illegible]	[illegible]	[illegible]	[illegible]	[illegible]	[illegible]	7,535	4,830	[illegible]	[illegible]	[illegible]	[illegible]	1	[illegible]	47	[illegible]
Gasoline service stations	[illegible]	[illegible]	[illegible]	[illegible]	17	[illegible]	818	[illegible]	[illegible]	[illegible]	[illegible]	...	...	[illegible]	[illegible]	[illegible]	[illegible]
Lumber, building, hardware group	[illegible]	[illegible]	[illegible]	[illegible]	34	[illegible]	[illegible]	[illegible]	[illegible]	[illegible]	[illegible]	[illegible]	[illegible]	[illegible]	[illegible]	[illegible]	[illegible]
Drug and proprietary stores	[illegible]	3,861	21	1,780	[illegible]	[illegible]	[illegible]	[illegible]	...	[illegible]	[illegible]	...	...	...	...	[illegible]	[illegible]
All other retail stores	[illegible]	[illegible]	[illegible]	(x)	70	(x)	(x)	(x)	(x)	(x)	(x)	(x)	(x)	4	596	[illegible]	[illegible]
YORK, PA., total	[illegible]	[illegible]	[illegible]	[illegible]	[illegible]	[illegible]	[illegible]	[illegible]	[illegible]	[illegible]	[illegible]	[illegible]	[illegible]	[illegible]	[illegible]	[illegible]	[illegible]
Food group	[illegible]	[illegible]	[illegible]	14,132	[illegible]	[illegible]	[illegible]	[illegible]	...	[illegible]	[illegible]	...	...	[illegible]	[illegible]	[illegible]	[illegible]
Eating and drinking places	[illegible]	[illegible]	[illegible]	[illegible]	...	...	...	...	...	...	...	...	...	[illegible]	31	[illegible]	[illegible]
General merchandise group, general stores	[illegible]	[illegible]	[illegible]	[illegible]	11	[illegible]	[illegible]	[illegible]	[illegible]	[illegible]	[illegible]	[illegible]	[illegible]	...	...	[illegible]	[illegible]
Apparel group	[illegible]	[illegible]	[illegible]	[illegible]	[illegible]	[illegible]	[illegible]	1,423	[illegible]	[illegible]	[illegible]	[illegible]	[illegible]	...	...	[illegible]	[illegible]
Furniture, furnishings, appliance group	[illegible]	[illegible]	[illegible]	[illegible]	[illegible]	[illegible]	[illegible]	[illegible]	[illegible]	[illegible]	[illegible]	[illegible]	47	1	[illegible]	[illegible]	[illegible]
Automotive group	[illegible]	[illegible]	[illegible]	[illegible]	[illegible]	[illegible]	[illegible]	[illegible]	[illegible]	[illegible]	337	[illegible]	198	[illegible]	[illegible]	[illegible]	[illegible]
Gasoline service stations	[illegible]	[illegible]	[illegible]	[illegible]	[illegible]	[illegible]	[illegible]	130	1	[illegible]	[illegible]	1	1	1	[illegible]	[illegible]	[illegible]
Lumber, building, hardware group	[illegible]	[illegible]	[illegible]	(x)	31	(x)	(x)	(x)	(x)	(x)	(x)	(x)	(x)	...	...	1	[illegible]
Drug and proprietary stores	[illegible]	[illegible]	[illegible]	[illegible]	...	...	...	...	...	...	...	...	...	...	...	[illegible]	[illegible]
All other retail stores	[illegible]	[illegible]	[illegible]	(x)	[illegible]	(x)	(x)	(x)	(x)	(x)	(x)	(x)	(x)	1	[illegible]	[illegible]	[illegible]
YOUNGSTOWN, OHIO, total	[illegible]	[illegible]	78	[illegible]	712	[illegible]	[illegible]	86,539	24,640	[illegible]	[illegible]	[illegible]	[illegible]	4	[illegible]	[illegible]	[illegible]
Food group	[illegible]	[illegible]	[illegible]	[illegible]	[illegible]	[illegible]	[illegible]	[illegible]	[illegible]	1,093	944	[illegible]	[illegible]	[illegible]	[illegible]	[illegible]	[illegible]
Eating and drinking places	[illegible]	[illegible]	[illegible]	[illegible]	...	...	...	...	...	...	...	...	...	[illegible]	[illegible]	[illegible]	[illegible]
General merchandise group, general stores	[illegible]	[illegible]	[illegible]	[illegible]	[illegible]	[illegible]	[illegible]	18,329	[illegible]	[illegible]	[illegible]	[illegible]	[illegible]	1	39	1	[illegible]
Apparel group	[illegible]	[illegible]	71	13,314	[illegible]	[illegible]	9,289	[illegible]	1,422	[illegible]	1,038	[illegible]	[illegible]	[illegible]	[illegible]	[illegible]	[illegible]
Furniture, furnishings, appliance group	[illegible]	[illegible]	[illegible]	[illegible]	[illegible]	[illegible]	[illegible]	[illegible]	9,711	[illegible]	[illegible]	[illegible]	[illegible]	...	...	[illegible]	[illegible]
Automotive group	[illegible]	[illegible]	[illegible]	[illegible]	[illegible]	[illegible]	38,571	[illegible]	[illegible]	1,014	787	[illegible]	[illegible]	[illegible]	[illegible]	[illegible]	[illegible]
Gasoline service stations	[illegible]	[illegible]	13	632	41	[illegible]	[illegible]	1,157	(v)	[illegible]	99	(v)	(v)	[illegible]	[illegible]	[illegible]	[illegible]
Lumber, building, hardware group	[illegible]	[illegible]	14	[illegible]	104	[illegible]	9,010	20,235	[illegible]	[illegible]	2,299	[illegible]	[illegible]	4	[illegible]	[illegible]	[illegible]
Drug and proprietary stores	[illegible]	[illegible]	[illegible]	4,426	[illegible]	[illegible]	[illegible]	[illegible]	...	[illegible]	[illegible]	...	...	[illegible]	[illegible]	[illegible]	[illegible]
All other retail stores	[illegible]	[illegible]	[illegible]	[illegible]	[illegible]	[illegible]	[illegible]	[illegible]	[illegible]	[illegible]	1,193	992	[illegible]	[illegible]	[illegible]	[illegible]	[illegible]

v Withheld because of insufficient data.
x Withheld to avoid disclosure.
Note: See explanatory material for definitions of Standard Metropolitan Areas.

SELECTED TYPES OF OPERATION

CONTENTS

Table		Page
12A	Cooperatives--United States, by Kind of Business, 1948: Stores, sales, pay roll, and paid employees	12.02
12B	Cooperatives--Geographic Division and State, by Kind of Business, 1948: Stores and sales	12.03
12C	Cooperatives--United States, by Single and Multiunit, by Kind of Business, 1948: Stores and sales	12.04
12D	Cooperatives--United States, by Sales Size, by Kind of Business, 1948: Stores and sales	12.04
12E	Cooperatives--Merchandise Line Sales--United States, by Kind of Business, 1948	12.05
12F	Cooperatives--Merchandise Inventories--United States, by Kind of Business, 1948	12.06
12G	Cooperatives--Analysis of Credit Sales and Balances Due--United States, by Kind of Business, 1948	12.07
12H	Mail Order Houses, Direct Selling Organizations, and Merchandise Vending Machine Operators--United States, by Kind of Business, 1948: Establishments, sales, pay roll, and paid employees	12.07
12J	Direct Selling Organizations--Geographic Division and State, by Kind of Business, 1948: Establishments and sales	12.08
12K	Retail Stores With Retail Leased Departments--United States, by Kind of Business, 1948: Stores and sales	12.09
12L	Retail Leased Departments in Retail Stores--United States, by Kind of Business of Leased Department and Kind of Business of Main Store, 1948: Stores and sales	12.10
12M	Retail Leased Departments in Retail Stores--United States, by Kind of Business of Main Store and Kind of Business of Leased Department, 1948	12.13

Table 12A.— COOPERATIVES —UNITED STATES BY KIND OF BUSINESS: 1948

STORES, SALES, PAY ROLL, AND PAID EMPLOYEES

Kind of business	Stores (Number)	Sales, entire year (Thousand dollars)	Pay roll, entire year (Thousand dollars)	Paid employees, workweek ended nearest Nov. 15: Total (Number)	Paid employees, workweek ended nearest Nov. 15: Full workweek (Number)
[illegible]	4,398	[illegible]	74,247	32,373	[illegible]
[illegible]	[illegible]	10,593	830	550	[illegible]
[illegible]	[illegible]	67,716	5,873	2,971	[illegible]
[illegible]	141	61,554	9,185	3,241	[illegible]
[illegible]	[illegible]	[illegible]	1,974	1,300	[illegible]
[illegible]	[illegible]	21,615	1,574	860	[illegible]
[illegible]	[illegible]	15,336	1,472	916	830
[illegible]	[illegible]	[illegible]	[illegible]	[illegible]	[illegible]
[illegible]	[illegible]	[illegible]	313	140	121
[illegible]	[illegible]	[illegible]	[illegible]	[illegible]	[illegible]
[illegible]	[illegible]	[illegible]	[illegible]	117	[illegible]

Kind of business	Stores (Number)	Sales, entire year (Thousand dollars)	Pay roll, entire year (Thousand dollars)	Paid employees, workweek ended nearest Nov. 15: Total (Number)	Paid employees, workweek ended nearest Nov. 15: Full workweek (Number)
Automotive group	28	[illegible]	695	264	248
Gasoline service stations	820	[illegible]	9,582	3,879	3,631
Lumber, building, hardware group	261	44,414	3,852	1,518	1,460
Lumber yards, building materials dealers	82	15,259	1,190	480	459
Plumbing, paint, electrical stores	7	342	65	25	24
Hardware stores	49	5,437	589	249	238
Farm equipment dealers	122	23,376	2,008	764	739
Drug and proprietary stores	11	921	164	74	55
Fuel, fuel oil, ice dealers	38	6,348	665	270	244
Feed, farm, garden supply stores	2,100	707,264	37,362	15,974	15,113
Book, stationery stores	12	3,004	388	265	132
All other retail stores	23	940	155	76	61

Table 12B.—COOPERATIVES—GEOGRAPHIC DIVISION AND STATE, BY KIND OF BUSINESS: 1948

STORES AND SALES

Geographic division and State	Total		Grocery, grocery-meat stores		General merchandise group, general stores		Lumber, building, hardware group		Gasoline service stations		Feed, farm, garden supply stores		All other retail stores	
	Stores (Number)	Sales, entire year (Thousand dollars)	Stores (Number)	Sales, entire year (Thousand dollars)	Stores (Number)	Sales, entire year (Thousand dollars)	Establishments (Number)	Sales, entire year (Thousand dollars)	Establishments (Number)	Sales, entire year (Thousand dollars)	Establishments (Number)	Sales, entire year (Thousand dollars)	Stores (Number)	Sales, entire year (Thousand dollars)
United States, total	4,398	1,066,841	648	79,333	104	37,048	261	44,414	820	107,941	2,100	707,264	375	90,841
New England	244	62,299	71	9,092	3	2,778	9	2,259	3	114	108	37,964	50	10,092
Massachusetts	93	24,098	30	3,669	1	(x)	3	360	3	114	21	9,285	35	(x)
Other States	151	38,201	41	5,423	2	(x)	6	1,899	...	...	87	28,679	15	(x)
Middle Atlantic	545	197,628	99	16,142	4	2,258	3	566	6	452	380	158,275	53	19,935
New York	302	112,914	43	7,647	2	(x)	3	566	3	280	219	82,332	32	(x)
New Jersey	61	31,242	17	2,194	1	(x)	...	...	...	...	34	28,052	9	(x)
Pennsylvania	182	53,472	39	4,301	1	(x)	...	...	3	172	127	47,891	12	(x)
East North Central	1,228	306,571	151	17,092	74	11,937	91	17,705	149	26,108	651	205,366	112	28,363
Ohio	296	86,215	18	1,534	13	(x)	17	3,823	10	1,334	208	72,207	30	(x)
Indiana	174	59,055	5	623	1	(x)	31	6,821	6	845	121	49,366	10	(x)
Illinois	181	40,156	38	4,587	1	(x)	8	1,697	47	15,198	67	16,732	20	(x)
Michigan	193	46,787	33	4,224	26	2,969	9	1,666	22	1,548	85	27,659	18	8,721
Wisconsin	384	74,358	57	6,124	33	6,065	26	3,698	64	7,183	170	30,402	34	11,886
West North Central	1,193	209,510	197	22,678	72	10,866	94	12,728	481	57,697	290	93,971	59	11,570
Minnesota	358	53,196	74	8,683	45	6,970	19	2,560	160	18,047	37	9,108	23	7,828
Iowa	137	31,341	10	1,308	3	186	19	3,600	52	7,435	49	18,664	4	148
Missouri	219	63,382	21	2,295	6	1,053	5	354	16	1,593	165	57,327	6	760
North Dakota	107	15,104	28	3,222	1	(x)	10	1,276	63	10,178	1	(x)	4	(x)
South Dakota	72	9,115	9	810	3	273	14	1,721	37	5,204	5	(x)	4	(x)
Nebraska	165	21,194	24	2,745	12	2,144	10	1,304	96	9,305	16	4,511	7	1,185
Kansas	135	16,178	31	3,615	2	(x)	17	1,913	57	5,935	17	3,290	11	(x)
South Atlantic	347	81,813	24	3,984	13	5,922	7	2,400	5	(x)	245	60,769	53	(x)
Maryland	56	11,999	9	1,593	2	(x)	1	(x)	2	(x)	34	9,244	7	515
Virginia	86	29,166	3	675	10	5,543	3	1,835	1	(x)	59	17,480	10	(x)
North Carolina	98	21,595	4	173	...	...	1	(x)	...	...	84	19,224	9	(x)
Other States	107	19,053	8	1,543	1	(x)	2	(x)	2	(x)	67	14,821	27	1,934
East South Central	165	21,773	9	382	4	353	3	240	1	(x)	141	18,900	7	(x)
West South Central	205	28,063	32	2,624	10	905	14	1,957	51	4,659	88	14,887	10	3,031
Texas	105	13,496	15	1,404	5	461	10	1,232	33	3,238	37	6,053	5	1,108
Other States	100	14,567	17	1,220	5	444	4	725	18	1,421	51	8,834	5	1,923
Mountain	212	38,340	30	2,975	7	680	21	2,958	90	10,778	54	18,726	10	2,223
Montana	53	7,052	16	1,654	3	(x)	1	(x)	28	3,256	4	1,809	1	(x)
Idaho	51	7,104	1	(x)	...	...	15	2,200	20	2,456	12	1,381	3	(x)
Other States	108	24,184	13	(x)	4	(x)	5	(x)	42	5,066	38	14,936	6	1,796
Pacific	259	120,844	35	4,364	7	1,349	19	3,551	34	7,067	143	98,406	21	6,107
Washington	92	44,222	12	1,183	6	(x)	6	1,229	16	3,364	46	34,423	6	(x)
Oregon	74	20,863	6	288	...	...	6	1,699	13	3,487	42	14,043	7	1,346
California	93	55,759	17	2,893	1	(x)	7	623	5	216	55	49,940	8	(x)

x Withheld to avoid disclosure.

RETAIL TRADE—GENERAL STATISTICS

Table 12C.— COOPERATIVES—UNITED STATES, BY SINGLE AND MULTIUNIT BY KIND OF BUSINESS: 1948

STORES AND SALES

Kind of business	Total		Single units		Multiunits					
					Total		2 or 3 store multiunits		4 or more store multiunits	
	Stores (Number)	Sales, entire year (Thousand dollars)	Stores (Number)	Sales, entire year (Thousand dollars)	Stores (Number)	Sales, entire year (Thousand dollars)	Stores (Number)	Sales, entire year (Thousand dollars)	Stores (Number)	Sales, entire year (Thousand dollars)
United States, total	4,398	1,066,841	2,608	542,587	1,790	524,254	730	147,979	1,060	376,275
Grocery stores, without fresh meat	151	10,593	136	4,407	15	1,186	13	(x)	2	(x)
Grocery stores, with fresh meat	494	67,716	350	43,906	144	23,810	86	10,702	58	13,108
All other food stores	141	61,554	70	23,368	71	38,186	20	6,619	51	31,567
Eating and drinking places	83	7,862	32	3,439	51	4,423	8	1,672	43	2,751
General stores	132	21,615	89	11,259	43	9,656	20	5,114	23	4,542
General merchandise group	62	15,386	38	8,739	24	6,647	18	2,159	6	4,488
Apparel group	10	1,530	7	(x)	3	(x)	3	(x)	...	...
Furniture, furnishings, appliance group	32	2,024	27	1,710	5	314	5	314	...	...
Furniture, home furnishings stores	6	295	6	295	...	...	...	...	...	...
Household appliance, radio stores	26	1,729	21	1,415	5	314	5	314	...	...
Automotive group	28	7,724	28	7,724	...	...	...	...	...	...
Motor service stations	820	107,941	539	80,751	281	27,190	186	17,121	95	10,069
Lumber, building, hardware group	261	44,414	212	35,251	49	9,163	45	(x)	4	(x)
Lumber yards, building material dealers	83	15,259	70	12,127	13	3,132	11	(x)	2	(x)
Plumbing, paint, electrical stores	7	342	6	(x)	1	(x)	1	(x)	...	...
Hardware stores	47	5,437	36	(x)	13	(x)	12	1,396	1	(x)
Farm equipment dealers	124	23,376	100	18,844	22	4,532	21	(x)	1	(x)
Drug and proprietary stores	11	921	11	921	...	...	...	...	...	...
Fuel, fuel oil, ice dealers	38	6,348	33	(x)	5	(x)	5	(x)	...	...
Feed, farm, garden supply stores	2,100	707,264	1,010	305,993	1,090	401,271	818	92,610	272	308,661
Book, stationery stores	12	3,009	9	(x)	3	(x)	3	(x)	...	...
All other retail stores	23	940	14	(x)	4	(x)	...	...	4	(x)

x Withheld to avoid disclosure.

Table 12D.—COOPERATIVES—UNITED STATES, BY SALES SIZE, BY KIND OF BUSINESS: 1948

STORES AND SALES

Kind of business	Total		Stores operated entire year with annual sales of—								Stores not operated entire year	
			$300,000 or more		$100,000 to $299,999		$50,000 to $99,999		Less than $50,000			
	Stores (Number)	Sales, entire year (Thousand dollars)	Stores (Number)	Sales, entire year (Thousand dollars)	Stores (Number)	Sales, entire year (Thousand dollars)	Stores (Number)	Sales, entire year (Thousand dollars)	Stores (Number)	Sales, entire year (Thousand dollars)	Stores (Number)	Sales, entire year (Thousand dollars)
United States, total	4,398	1,066,841	1,049	670,993	1,648	296,877	836	81,999	656	19,001	209	18,017
Grocery stores, without fresh meat	151	10,593	2	(x)	26	4,207	46	3,205	59	1,348	18	(x)
Grocery stores with fresh meat	494	67,716	34	18,389	208	33,713	149	10,999	71	2,240	32	2,375
All other food stores	141	61,554	45	53,338	26	5,262	26	1,776	38	1,032	6	146
Eating and drinking places	83	7,862	5	3,271	12	1,821	17	1,306	42	1,399	7	64
General stores	132	21,615	15	8,358	54	9,079	46	3,622	15	(x)	2	(x)
General merchandise group	62	15,386	12	7,743	25	3,491	20	1,436	4	(x)	1	(x)
Apparel group	10	1,530	1	(x)	1	(x)	3	(x)	5	142	...	...
Furniture, furnishings, appliance group	32	2,024	1	(x)	5	768	6	(x)	19	521	1	(x)
Furniture, home furnishings stores	6	295	...	...	1	(x)	1	(x)	3	108	1	(x)
Household appliance, radio stores	26	1,729	1	(x)	4	(x)	5	341	16	413	...	...
Automotive group	28	7,724	5	3,370	9	1,651	3	258	7	185	4	2,260
Motor service stations	820	107,941	70	35,139	286	48,747	234	17,343	210	6,051	20	661
Lumber, building, hardware group	261	44,414	39	19,134	104	17,792	67	4,792	34	1,031	17	1,605
Lumber yards, building material dealers	83	15,259	14	(x)	36	6,756	20	1,403	9	302	4	(x)
Plumbing, paint, electrical stores	7	342	...	...	1	(x)	...	...	4	94	2	(x)
Hardware stores	44	5,437	1	(x)	19	(x)	20	1,432	6	186	3	201
Farm equipment dealers	122	23,376	24	14,174	48	7,778	27	1,957	15	449	8	1,018
Drug and proprietary stores	11	921	...	...	4	552	3	213	4	156	...	...
Fuel, fuel oil, ice dealers	38	6,348	5	2,877	15	2,556	8	571	9	(x)	1	(x)
Feed, farm, garden supply stores	2,100	707,264	811	581,344	869	166,002	203	15,422	120	3,732	97	9,764
Book, stationery stores	12	3,009	4	2,516	1	(x)	3	215	3	(x)	1	(x)
All other retail stores	23	940	...	...	3	(x)	2	(x)	16	260	2	(x)

x Withheld to avoid disclosure.

Table 12E.—COOPERATIVES—MERCHANDISE LINE SALES—UNITED STATES, BY KIND OF BUSINESS: 1948

[Data based on sample. See text for description of sample and other explanatory materials]

Kind of business and merchandise line	Merchandise line sales: Amount (Thousand dollars) (1)	Merchandise line sales: Percent distribution (2)	Stores handling merchandise line: Number (3)	Stores handling merchandise line: Total sales (Thousand dollars) (4)	Col. 1 as percent of col. 4 (5)
GROCERY STORES, WITHOUT FRESH MEAT					
Stores analyzing merchandise line sales, total	12,829	100.0	204	...	...
Canned goods, other groceries	9,029	70.4	204	12,829	70.4
Meats (except fresh), sea food, poultry	356	2.8	43	2,982	11.9
Fresh fruits, vegetables	1,254	9.8	127	8,045	15.6
Gasoline, lubricants, fuel oil	364	2.8	51	3,192	11.4
Other non-grocery items	1,826	14.2	...	...	...
Stores not analyzing merchandise line sales	...	...	...	...	...
GROCERY STORES, WITH FRESH MEAT					
Stores analyzing merchandise line sales, total	67,762	100.0	491	...	...
Canned goods, other groceries	36,980	54.6	491	67,762	54.6
Meats (all kinds), sea food, poultry	17,682	26.1	491	67,762	26.1
Fresh fruits, vegetables	6,698	9.9	416	58,916	11.4
Gasoline, lubricants, fuel oil	1,722	2.5	56	7,574	22.7
Other non-grocery items	4,680	6.9	...	...	...
Stores not analyzing merchandise line sales	547	...	6	...	...
MEAT MARKETS, FISH MARKETS					
Stores analyzing merchandise line sales, total	1,153	100.0	21	...	...
Meats (all kinds), sea food, poultry	922	80.0	21	1,153	80.0
Fresh fruits, vegetables	(1)	(1)	1	(x)	(x)
Canned goods, other groceries	38	3.3	10	380	10.0
Other sales	193	16.7	...	...	...
Stores not analyzing merchandise line sales	...	...	...	...	...
FRUIT STORES, VEGETABLE MARKETS					
Stores analyzing merchandise line sales, total	1,036	100.0	12	...	...
Fresh fruits, vegetables	700	67.5	12	1,036	67.5
Meats (all kinds), sea food, poultry	(1)	(1)	1	(x)	(x)
Canned goods, other groceries	(1)	(1)	1	(x)	(x)
Other sales	336	32.5	...	...	...
Stores not analyzing merchandise line sales	...	...	...	...	...
DAIRY PRODUCTS STORES, MILK DEALERS					
Stores analyzing merchandise line sales, total	51,327	100.0	71	...	...
Milk and cream	40,536	79.0	71	51,327	79.0
Ice cream, frozen custard, etc	771	1.5	30	17,700	4.4
Other dairy products	7,743	15.0	49	41,666	18.6
Eggs	542	1.1	17	12,577	4.3
Groceries, other foods	182	0.4	15	16,897	1.1
Other sales	1,553	3.0	...	...	...
Stores not analyzing merchandise line sales	4,641	...	3	...	...
EGG AND POULTRY DEALERS					
Stores analyzing merchandise line sales, total	1,900	100.0	10	...	...
Eggs	541	28.5	10	1,900	28.5
Poultry	915	48.1	6	1,655	55.2
Groceries, other foods	(1)	(1)	2	(x)	(x)
Other sales	444	23.4	...	...	...
Stores not analyzing merchandise line sales	...	...	...	...	...
DELICATESSEN STORES					
Stores analyzing merchandise line sales, total	946	100.0	17	...	...
Delicatessen, meats, salads, etc	140	14.8	17	946	14.8
Candy, nuts, confectionery	77	8.1	16	892	8.6
Cigars, cigarettes, tobacco	(1)	(1)	1	(x)	(x)
Bakery products	18	1.9	8	421	4.2
Fountain and meals	320	33.8	17	946	33.8
Canned goods, beverages, other foods	280	29.6	16	892	31.4
Other sales	111	11.8	...	...	...
Stores not analyzing merchandise line sales	...	...	...	...	...
EATING AND DRINKING PLACES					
Stores analyzing merchandise line sales, total	7,445	100.0	73	...	...
Meals	4,674	62.8	35	5,737	81.4
Beer, wine, liquor (on-sale)	432	5.8	14	538	80.2
Fountain, soft drinks (on-sale)	1,329	17.8	34	1,480	89.8
Outside catering (all foods)	...	...	...	...	...
Cigars, cigarettes, tobacco	304	4.1	12	3,481	8.7
Candy, nuts, confectionery	321	4.3	10	3,280	9.8
Groceries, packaged liquors, etc. (off-sale)	184	2.5	18	2,128	8.6
Other sales	201	2.7	...	...	...
Stores not analyzing merchandise line sales	137	...	3	...	...
GENERAL STORES					
Stores analyzing merchandise line sales, total	22,927	100.0	141	...	...
Groceries, confectionery, beverages	9,984	43.5	138	20,873	47.8
Men's, boys' clothing, furnishings	568	2.5	84	13,625	4.2
Women's, girls', infants' apparel, accessories	517	2.3	71	11,533	4.4
Shoes and rubber footwear	332	1.5	84	15,315	2.2
Dry goods, bedding, needlework, notions, etc.	1,075	4.7	106	16,797	6.4
Furniture, house furnishings, appliances	837	3.7	80	12,652	6.6
Building materials, electrical supplies, hardware	1,315	5.8	106	16,964	7.8
Farm, garden, implements and supplies	3,467	15.2	107	16,565	20.9
Drugs, medicines, toiletries, cosmetics	98	(z)	63	9,999	1.0
Cigars, cigarettes, tobacco	307	1.4	68	11,858	2.6
Gasoline, lubricants, fuel oil	1,333	5.9	81	12,333	10.8
Other sales	3,094	13.5	...	...	...
Stores not analyzing merchandise line sales	584	...	3	...	...
DRY GOODS, GENERAL MERCHANDISE STORES					
Stores analyzing merchandise line sales, total	14,001	100.0	95	...	...
Men's, boys', clothing, furnishings	659	4.7	68	11,057	6.0
Women's, girls', infants' apparel, accessories	407	2.9	53	5,439	7.5
Shoes and rubber footwear	378	2.7	48	9,746	3.9
Dry goods, bedding, needlework, notions, etc.	890	6.4	53	10,161	8.8
Furniture, home furnishings, appliances	583	4.2	52	9,889	5.9
Building materials, electrical supplies, hardware	1,948	13.9	79	12,592	15.5
Farm, garden implements and supplies	4,117	29.4	69	12,036	34.2
Drugs, medicines, toiletries, cosmetics	169	1.2	26	6,940	2.4
Cigars, cigarettes, tobacco	173	1.2	39	9,121	1.9
Groceries, confectionery, beverages	2,661	19.0	69	12,184	21.8
Gasoline, lubricants, fuel oil	1,420	10.1	52	9,626	14.8
Other sales	596	4.3	...	...	...
Stores not analyzing merchandise line sales	226	...	2	...	...
HOUSEHOLD APPLIANCE RADIO STORES					
Stores analyzing merchandise line sales, total	1,506	100.0	18	...	...
Major household appliances	907	60.3	18	1,506	60.2
Radios, television sets and parts	64	4.3	12	840	7.6
Pianos, musical instruments, phonographs	(1)	...	1	(x)	(x)
Phonograph records	5	...	7	346	1.4
Housewares (including electric)	36	2.5	11	523	6.9
Cameras, photo equipment and supplies	10	0.7	8	366	2.7
Service and repair departments	69	4.6	10	509	13.6
Other sales	415	27.6	...	...	...
Stores not analyzing merchandise line sales	14	...	1	...	...
MOTOR-VEHICLE (NEW AND USED) DEALERS					
Stores analyzing merchandise line sales, total	5,899	100.0	13	...	...
Passenger cars (new)	2,458	41.7	13	5,899	41.7
Trucks (new)	562	9.5	12	5,669	9.9
Passenger cars (used)	874	14.8	12	5,806	15.0
Trucks (used)	54	0.9	12	5,806	0.9
Parts and accessories	1,089	18.5	13	5,899	18.5
Shop or service labor sales	335	5.7	13	5,899	5.7
Farm equipment, implements, machinery (new)	60	1.0	10	5,378	1.1
Farm equipment, implements, machinery (used)	...	...	...	...	...
Other farm supplies (allied lines)	(1)	(1)	1	(x)	(x)
Motorcycle parts and supplies	...	...	...	...	...
Automobile trailers	...	...	...	...	...
Gasoline and lubricants	167	2.8	11	5,389	3.0
Other sales	300	5.1	...	...	...
Stores not analyzing merchandise line sales	...	...	...	...	...
GASOLINE SERVICE STATIONS					
Stores analyzing merchandise line sales, total	110,610	100.0	880	...	...
Gasoline	61,609	55.7	880	110,610	55.7
Lubricants	6,035	5.5	841	104,177	5.8
Fuel oil	12,668	11.5	661	89,850	14.0
Tires - new and used	3,817	3.5	666	81,281	4.6
Tire recapping and vulcanizing	231	(z)	79	10,895	2.1
Batteries and accessories	4,994	4.5	686	81,256	6.1
Household appliances and equipment	1,876	1.7	211	30,177	6.2
Services, including washing, greasing, etc.	1,569	1.5	517	62,456	2.5
Other sales	17,811	16.1	...	...	...
Stores not analyzing merchandise line sales	2,287	...	16	...	...

See footnotes at end of table.

Table 12E.—COOPERATIVES—MERCHANDISE LINE SALES—UNITED STATES, BY KIND OF BUSINESS: 1948—Continued

[Data based on sample. See text for description of sample and other explanatory materials]

Kind of business and merchandise line	Merchandise line sales: Amount (Thousand dollars) (1)	Merchandise line sales: Percent distribution (2)	Stores handling merchandise line: Number (3)	Stores handling merchandise line: Total sales (Thousand dollars) (4)	Col. 1 as percent of col. 4 (5)
LUMBER YARDS, BUILDING MATERIALS DEALERS					
Stores analyzing merchandise line sales,total	14,731	100.0	78	...	...
Building materials (exc. lumber products)	1,831	12.5	60	11,213	16.3
Softwood lumber	6,141	41.7	72	13,485	45.5
Hardwood lumber (exc. hardwood flooring)	787	5.4	38	8,177	9.6
Hardwood flooring	369	2.5	46	9,397	3.9
Plywood (softwood and hardwood)	238	1.6	48	9,236	2.6
Other lumber products (including millwork)	1,091	7.4	53	10,280	10.6
Hardware	798	5.4	56	10,000	8.0
Paint, glass, wallpaper	479	3.3	45	7,196	6.6
Hay, grain, feed, farm and garden supplies	799	5.5	16	3,848	20.8
Farm equipment, implements, machinery	422	2.9	12	2,050	20.6
Coal, wood, fuel oil	645	4.4	22	4,635	13.9
Major household appliances	108	0.8	15	1,780	6.0
Housewares (including electric)	29	(z)	14	1,359	2.1
Furniture, other home furnishings	(1)	(1)	1	(x)	(x)
Heating,plumbing,air-conditioning equipment	37	(z)	14	1,174	3.2
Lighting, electrical supplies	109	0.8	16	1,552	7.0
Other sales	848	5.8	...	...	...
Stores not analyzing merchandise line sales.	405	...	2	...	...
HARDWARE STORES					
Stores analyzing merchandise line sales,total	5,724	100.0	62	...	...
Hardware	2,694	47.1	62	5,724	47.1
Paint, glass, wallpaper	121	2.1	23	3,132	3.8
Hay, grain, feed, farm and garden supplies	509	8.9	24	2,903	17.5
Farm equipment, implements, machinery	896	15.7	32	3,641	24.6
Coal, wood, fuel oil	174	3.0	7	1,499	11.6
Major household appliances	340	5.9	22	2,856	11.9
Housewares (including electric)	136	2.4	26	2,881	4.7
Furniture, other home furnishings	30	0.5	5	556	5.4
Heating,plumbing,air-conditioning equipment	76	1.3	18	1,580	4.8
Lighting, electrical supplies	56	1.0	20	1,857	3.0
Softwood lumber	(1)	(1)	1	(x)	(x)
Hardwood lumber (exc. hardwood flooring)	...	...	...	...	...
Hardwood flooring	(1)	(1)	1	(x)	(x)
Plywood (softwood and hardwood)	(1)	(1)	2	(x)	(x)
Other lumber products (including millwork)	(1)	(1)	1	(x)	(x)
Building materials (exc. lumber products)	173	3.0	19	2,019	8.6
Other sales	519	9.1	...	...	...
Stores not analyzing merchandise line sales.	181	...	3	...	...
FARM EQUIPMENT DEALERS					
Stores analyzing merchandise line sales,total	23,555	100.0	122	...	...
Farm equipment, implements, machinery (new)	11,851	50.3	122	23,555	50.3
Farm equipment, implements,machinery(used)	570	2.4	48	11,735	4.8
Other farm supplies (allied lines)	3,055	13.0	59	14,029	21.7
Passenger cars (new)	(1)	(1)	2	(x)	(x)
Trucks (new)	248	1.0	5	2,164	11.4
Passenger cars (used)	(1)	(1)	3	(x)	(x)
Trucks (used)	(1)	(1)	3	(x)	(x)
Parts and accessories	1,504	6.4	65	14,047	10.7
FARM EQUIPMENT DEALERS--Continued					
Stores analyzing merchandise line sales--Con.					
Shop or service labor sales	389	1.7	48	11,847	3.2
Automobile trailers	...	...	...	...	...
Gasoline and lubricants	2,526	10.7	55	10,748	23.5
Other sales	3,412	14.5	...	...	...
Stores not analyzing merchandise line sales.	373	...	3	...	...
FUEL, FUEL OIL, ICE DEALERS					
Stores analyzing merchandise line sales,total	6,094	100.0	34	...	...
Coal, wood	1,877	30.8	22	2,459	76.3
Ice	(1)	(1)	1	(x)	(x)
Fuel oil (domestic heating)	1,900	31.1	12	3,697	51.4
Bottled gas	319	5.2	4	461	69.2
Oil burners, furnaces, stokers	(1)	(1)	2	(x)	(x)
Other major household appliances	90	1.4	5	1,179	7.6
Hay, grain, feed, farm and garden supplies	1,106	18.0	11	3,012	36.7
Other sales	802	13.5	...	...	...
Stores not analyzing merchandise line sales.	...	...	...	...	...
FEED, FARM, GARDEN SUPPLY STORES					
Stores analyzing merchandise line sales,total	699,920	100.0	2,116	...	...
Hay, grain, other feeds	440,481	62.9	2,032	689,403	63.9
Seeds, bulbs, nursery stock	34,390	4.9	1,649	564,997	6.1
Fertilizers	49,184	7.0	1,717	554,594	8.9
Farm and garden supplies	27,146	3.9	1,033	342,058	7.9
Farm equipment, implements, machinery	20,596	2.9	862	345,637	6.0
Coal, wood, fuel oil	24,168	3.5	608	243,631	9.9
Building materials, hardware, paint, electrical supplies	27,623	4.0	1,069	399,397	6.9
Groceries, meat, other food	21,227	3.0	390	143,079	14.8
Other sales	55,105	7.9	...	...	...
Stores not analyzing merchandise line sales.	12,226	...	43	...	...
STATIONERY STORES					
Stores analyzing merchandise line sales,total	2,508	100.0	15	...	...
Books	1,509	60.3	14	2,178	69.2
Stationery, printed forms, office supplies	411	16.5	3	1,213	33.9
Rare books and manuscripts	...	...	...	...	...
Second-hand books	8	...	10	750	1.0
Book rentals	...	...	...	...	...
Gifts, novelties, souvenirs, toys	...	...	...	...	...
Newspapers, magazines	(1)	(1)	2	(x)	(x)
Other sales	580	23.2	...	...	...
Stores not analyzing merchandise line sales.	951	...	1	...	...
OPTICAL GOODS STORES					
Stores analyzing merchandise line sales,total	160	100.0	20	...	...
Optical goods, frames, lenses	151	94.4	20	160	94.4
Cameras, photo equipment and supplies	...	...	...	...	...
Other sales	9	5.6	...	...	...
Stores not analyzing merchandise line sales.	...	...	...	...	...

x Withheld to avoid disclosure.
z Less than 0.05 percent.
[1] Combined with "Other sales."

Table 12F.—COOPERATIVES—MERCHANDISE INVENTORIES—UNITED STATES, BY KIND OF BUSINESS: 1948

[Data based on sample. See text for description of sample and other explanatory material.]

Kind of business	Stores (Number)	Sales, entire year (Thousand dollars)	Merchandise inventories, at cost: End of year (Thousand dollars)	Merchandise inventories, at cost: Beginning of year (Thousand dollars)
United States, total	4,437	1,083,545	98,255	90,004
Grocery stores, with and without fresh meat	701	81,138	[illegible]	5,714
Gasoline service stations	806	113,847	13,402	13,433
Lumber, building, hardware group	273	45,205	10,169	7,725
Feed, farm, garden supply stores	2,159	712,146	59,112	58,733
All other retail stores	608	132,159	10,136	8,389

Table 12G.—COOPERATIVES—ANALYSIS OF CREDIT SALES AND BALANCES DUE—UNITED STATES, BY KIND OF BUSINESS: 1948

Kind of business	Stores analyzing sales								
	Total		Stores with cash sales only		Stores with credit sales				
					Total				
	Stores (Number)	Sales, entire year (Thousand dollars)	Number	Sales, entire year (Thousand dollars)	Stores (Number)	Sales, entire year (Thousand dollars)	Cash sales (Thousand dollars)	Charge account sales (Thousand dollars)	Installment sales (Thousand dollars)
United States, total	4,388	947,857	1,259	182, 69	3,129	815,788	442,009	372,102	1,677
Grocery stores, with and without fresh meat	683	79,397	380	44,651	303	34,746	26,202	8,486	58
Gasoline service stations	875	108,885	235	19,361	640	89,024	54,829	33,628	567
Lumber, building, hardware group	266	43,697	34	2,691	232	41,006	21,011	19,741	254
Feed, farm, garden supply stores	1,973	635,816	380	90,409	1,593	545,207	291,410	253,301	496
All other retail stores	591	130,262	230	24,457	361	105,805	48,557	56,946	302

Kind of business	Stores analyzing sales—Continued				Stores not analyzing sales	
	Stores with credit sales—Continued					
	Balances due from customers					
	On charge account sales		On installment sales		Number	Sales, entire year (Thousand dollars)
	End of year (Thousand dollars)	Beginning of year (Thousand dollars)	End of year (Thousand dollars)	Beginning of year (Thousand dollars)		
United States, total	34,710	33,015	334	321	249	85,688
Grocery stores, with and without fresh meat	811	685	21	23	18	1,741
Gasoline service stations	4,158	3,316	20	84	21	4,012
Lumber, building, hardware group	2,672	2,017	71	31	7	1,508
Feed, farm, garden supply stores	22,131	22,667	110	92	186	76,530
All other retail stores	5,038	4,330	112	91	17	1,847

Table 12H.—MAIL ORDER HOUSES, DIRECT SELLING ORGANIZATIONS, AND MERCHANDISE VENDING MACHINE OPERATORS—UNITED STATES, BY KIND OF BUSINESS: 1948

ESTABLISHMENTS, SALES, PAY ROLL, AND PAID EMPLOYEES

Type of operation and kind of business	Establishments (Number)	Sales, entire year (Thousand dollars)	Pay roll, entire year (Thousand dollars)	Paid employees, workweek ended nearest Nov 15	
				Total (Number)	Full workweek (Number)
MAIL ORDER HOUSES					
United States, total	880	1,585,352	184,283	84,370	77,898
Food group	54	5,602	715	425	409
Department stores	22	1,249,351	157,948	76,115	65,644
Dry goods, general merchandise stores	33	51,198	5,164	3,103	2,991
Variety stores	5	318	26	17	17
Men's, boys' clothing, furnishings stores	14	7,323	777	376	342
Family clothing stores	12	5,646	471	246	236
Women's ready-to-wear stores	19	25,726	2,702	1,274	1,228
Other apparel accessory, specialty stores	26	4,688	412	202	183
Shoe stores	16	2,807	290	146	104
All other apparel stores	14	1,097	104	50	44
Furniture, home furnishings stores	34	3,352	323	217	211
Household appliance, radio stores	16	7,786	308	138	127
Automotive group	10	2,236	261	97	95
Lumber, building, hardware group	18	6,024	624	279	246
Proprietary stores	23	425	164	85	69
Second-hand stores	24	1,282	168	73	70
Feed, farm, garden supply stores	38	19,373	2,936	1,315	1,244
Jewelry stores	30	8,824	932	396	321
Book, stationery stores	71	23,709	3,241	1,632	1,519
Sporting goods stores, bicycle stores	18	2,699	393	134	120
Florists	6	132	25	13	8
Tobacco products stores	36	21,959	565	259	243
Gift, novelty, souvenir stores	69	7,140	930	1,247	676
Music stores	21	2,529	500	188	168
Camera, photographic supply stores	13	1,258	152	65	57
All other retail stores	233	22,368	3,552	1,728	1,521

Type of operation and kind of business	Establishments (Number)	Sales, entire year (Thousand dollars)	Pay roll, entire year (Thousand dollars)	Paid employees, workweek ended nearest Nov 15	
				Total (Number)	Full workweek (Number)
DIRECT SELLING ORGANIZATIONS					
United States, total	3,451	634,763	190,546	83,898	77,667
Food group	414	112,806	26,582	7,905	7,716
Dry goods, general merchandise	313	33,290	9,941	4,995	4,771
Men's, boys' clothing, furnishings	11	1,125	79	26	21
Family clothing	40	7,198	835	356	282
Women's ready-to-wear	24	787	61	85	59
Apparel accessory, specialties	162	19,804	4,869	2,556	617
Shoes	10	3,613	168	77	73
All other apparel	17	659	93	33	26
Furniture	99	13,177	2,947	1,130	1,066
Floor coverings, draperies	76	6,849	1,395	587	520
Other home furnishings	601	162,338	64,255	31,807	31,213
Household appliances, radios	579	122,488	45,515	17,121	16,933
Jewelry	22	8,722	1,626	633	597
Books, stationery, magazines	321	103,631	25,314	13,619	10,957
All other direct-selling establishments	762	38,276	6,916	2,968	2,816
MERCHANDISE VENDING MACHINE OPERATORS					
United States, total	881	199,703	17,692	6,651	5,859
Establishments primarily vending candy, nuts, and confectionery through coin-operated vending machines	302	55,695	8,144	3,415	2,809
Establishments primarily vending soft drinks through coin-operated machines	103	8,279	1,423	498	471
Establishments primarily vending tobacco products through coin-operated vending machines	333	128,372	7,300	2,357	2,242
Establishments primarily vending other merchandise through coin-operated vending machines	143	7,357	825	381	337

Table 12J.—DIRECT SELLING ORGANIZATIONS—GEOGRAPHIC DIVISION AND STATE, BY KIND OF BUSINESS: 1948

ESTABLISHMENTS AND SALES

Geographic division and State	Total		Food establishments		Dry goods, general merchandise establishments		Apparel establishments		Furniture, home furnishings establishments		Household appliance, radio establishments		Book, stationery, magazine establishments		All other retail establishments	
	Establishments (Number)	Sales, entire year (Thousand dollars)	Number	Sales, entire year (Thousand dollars)	Number	Sales, entire year (Thousand dollars)	Number	Sales, entire year (Thousand dollars)	Number	Sales, entire year (Thousand dollars)	Number	Sales, entire year (Thousand dollars)	Number	Sales, entire year (Thousand dollars)	Number	Sales, entire year (Thousand dollars)
United States, total	3,[illegible]1	[illegible],[illegible]7[illegible]	4[illegible]	11[illegible],[illegible]16	313	33,200	265	33,268	77[illegible]	160,364	579	122,488	321	103,[illegible]31	79[illegible]	[illegible],[illegible]4[illegible]
New England	339	43,207	22	3,[illegible]37	76	1,978	27	4,214	69	13,936	50	[illegible],5[illegible]	25	4,[illegible]65	70	2,293
Massachusetts	190	22,[illegible]6[illegible]	[illegible]	1,595	68	1,725	18	3,888	30	6,823	17	3,721	17	3,261	33	[illegible],11[illegible]
Connecticut	[illegible]2	[illegible],3[illegible]4	6	834	6	(x)	6	251	17	2,883	18	1,850	4	859	15	(x)
Other States	[illegible]6	[illegible],689	[illegible]	1,248	2	(x)	3	75	22	4,230	15	3,973	4	445	22	(x)
Middle Atlantic	82[illegible]	[illegible]49,[illegible]93	103	25,112	70	2,835	75	4,496	242	49,590	131	27,747	67	32,[illegible]40	138	7,[illegible]84
New York	377	[illegible]6,[illegible]94	[illegible]3	8,124	40	1,[illegible]25	45	2,395	101	22,801	67	13,[illegible]46	34	25,287	47	2,[illegible]4
New Jersey	120	15,[illegible]13	7	1,[illegible]18	13	955	9	698	40	5,334	22	4,947	6	1,053	23	[illegible]14
Pennsylvania	327	58,[illegible]60	93	15,570	17	455	21	1,403	101	21,455	42	9,[illegible]44	27	5,[illegible]0[illegible]	68	4,[illegible]7
East North Central	750	151,[illegible]83	123	37,407	23	5,064	56	10,063	152	37,091	128	27,949	73	22,[illegible]75	195	11,[illegible]4
Ohio	256	60,082	40	10,203	7	869	15	3,964	53	13,286	56	11,941	28	5,572	57	[illegible],[illegible]7
Indiana	99	21,901	18	7,564	2	(x)	6	2,046	21	5,337	18	3,034	7	1,753	27	(x)
Illinois	178	42,202	23	6,394	12	2,933	22	2,617	33	8,391	20	5,870	20	12,072	48	3,[illegible]
Michigan	121	26,426	24	8,460	1	(x)	7	1,081	29	7,988	19	4,605	13	2,788	28	(x)
Wisconsin	[illegible]6	11,372	18	4,786	1	(x)	6	355	16	2,089	15	2,499	5	590	35	(x)
West North Central	296	62,521	68	14,225	8	2,409	19	4,802	44	13,792	43	11,341	33	6,893	81	[illegible],[illegible]4
Minnesota	72	15,653	20	3,326	1	(x)	8	3,997	7	3,710	6	2,598	6	1,264	24	(x)
Iowa	56	8,956	16	3,480	1	(x)	4	232	9	2,213	5	1,257	4	596	17	(x)
Missouri	[illegible]2	28,703	16	[illegible],480	4	1,257	4	434	17	6,052	16	4,843	19	4,671	15	6,[illegible]61
Other States	77	9,209	16	2,939	2	(x)	3	139	11	1,817	16	2,643	4	362	25	(x)
South Atlantic	395	69,629	28	10,815	61	7,645	30	3,385	89	18,122	63	12,912	36	12,125	88	[illegible],62[illegible]
Maryland	51	8,737	4	(x)	1	(x)	4	368	13	3,021	10	1,715	9	958	10	947
North Carolina	92	15,066	6	1,943	30	3,226	7	639	15	2,194	5	1,855	7	3,871	22	1,338
Georgia	59	10,592	2	(x)	14	(x)	4	473	12	3,277	8	1,329	11	2,919	8	413
Other States	193	35,234	16	6,603	16	2,779	15	1,905	49	9,630	40	8,013	9	4,377	48	1,727
East South Central	164	24,267	8	4,224	46	6,094	17	1,015	33	5,707	18	4,242	10	1,474	32	1,511
Tennessee	53	11,503	3	2,470	9	2,188	6	388	14	2,605	8	2,746	4	623	9	483
Alabama	56	5,407	1	(x)	24	2,022	7	237	6	845	6	953	2	(x)	10	483
Other States	55	7,357	4	(x)	13	1,884	4	390	13	2,257	4	543	4	(x)	13	545
West South Central	231	41,790	18	4,889	19	4,412	14	1,159	47	11,430	46	9,627	25	7,211	62	3,062
Texas	136	28,591	9	2,926	7	2,361	8	732	30	9,257	29	5,527	16	5,794	37	1,994
Other States	95	13,199	9	1,963	12	2,051	6	427	17	2,173	17	4,100	9	1,417	25	1,068
Mountain	95	13,845	13	2,708	6	2,061	5	548	17	2,305	23	3,444	9	2,183	22	596
Pacific	355	80,648	31	9,749	4	792	22	3,576	83	30,391	77	15,682	43	14,159	95	6,[illegible]49
California	286	66,613	30	(x)	4	792	16	2,475	67	25,759	60	[illegible]1,737	32	11,497	77	(x)
Other States	69	14,035	1	(x)	...	...	6	1,101	16	4,632	17	3,945	11	2,662	18	(x)

x Withheld to avoid disclosure.

Table 12K.—RETAIL STORES WITH RETAIL LEASED DEPARTMENTS—UNITED STATES, BY KIND OF BUSINESS: 1948

STORES AND SALES

Kind of business	Stores with leased departments, total		Stores with —							
			1 leased department		2 leased departments		3 leased departments		4 or more leased departments	
	Number	Sales, entire year (Thousand dollars)	Stores (Number)	Sales, entire year (Thousand dollars)	Stores (Number)	Sales, entire year (Thousand dollars)	Stores (Number)	Sales, entire year (Thousand dollars)	Stores (Number)	Sales, entire year (Thousand dollars)
United States, total	13,626	10,875,516	10,279	3,355,545	1,916	2,013,964	646	1,261,355	785	4,244,652
Grocery stores, without fresh meat	243	49,123	209	35,088	26	10,074	6	(x)	4	(x)
Grocery stores, with fresh meat	5,077	1,268,423	4,120	875,685	735	251,007	129	72,838	93	68,893
Meat markets	452	65,559	409	55,173	32	5,357	6	1,810	5	3,219
Fruit stores, vegetable markets	58	8,300	49	4,486	3	221	3	1,308	3	2,285
Eating places	177	23,860	160	17,937	13	1,863	2	(x)	2	(x)
Drinking places	622	42,168	605	39,692	15	(x)	2	(x)	...	...
General stores	39	16,014	31	7,782	4	(x)	1	(x)	3	5,491
Department stores	1,032	6,665,001	260	937,374	235	1,072,047	158	849,181	379	3,806,399
Dry goods, general merchandise stores	361	201,620	238	84,585	77	72,314	24	16,446	22	28,275
Variety stores	889	470,308	489	193,896	167	105,015	85	62,154	148	109,243
Men's, boys' clothing stores	292	171,667	265	136,484	25	(x)	2	(x)	...	...
Men's, boys' furnishings stores	78	19,866	64	15,341	13	(x)	1	(x)	...	...
Family clothing stores	316	422,253	164	148,403	78	96,033	43	66,662	31	111,155
Women's ready-to-wear stores	1,622	932,059	1,033	400,720	360	295,457	152	141,747	77	94,135
Apparel accessory, specialty stores	109	9,666	102	8,177	5	(x)	1	(x)	1	(x)
Shoe stores	99	28,494	87	19,878	10	(x)	2	(x)	...	...
Furniture stores	137	123,379	112	71,406	18	26,015	6	(x)	1	(x)
Household appliance, radio stores	78	15,122	71	12,946	5	(x)	1	(x)	1	(x)
Motor-vehicle dealers	103	29,705	92	27,765	8	1,300	1	(x)	2	(x)
Gasoline service stations	145	14,706	138	14,080	4	325	2	(x)	1	(x)
Hardware, farm equipment dealers	58	13,380	55	12,045	1	(x)	2	(x)	...	...
Drug stores	966	154,094	900	119,080	46	19,916	11	7,519	9	7,579
Proprietary stores	37	6,252	32	5,068	3	(x)	1	(x)	1	(x)
Jewelry stores	71	17,802	71	17,802	...	...	...	...	...	...
Music stores	45	12,724	40	10,797	4	(x)	1	(x)	...	...
All other retail stores	520	93,971	483	83,855	29	6,589	4	2,128	4	1,399

x Withheld to avoid disclosure.

Table 12L.—RETAIL LEASED DEPARTMENTS IN RETAIL STORES—UNITED STATES, BY KIND OF BUSINESS OF LEASED DEPARTMENT, AND KIND OF BUSINESS OF MAIN STORE: 1948

STORES AND SALES

Kind of business of leased department and of main store	Main stores having leased departments		Leased departments	
	Number	Sales, entire year (*Thousand dollars*)	Number	Sales, entire year (*Thousand dollars*)
United States, total	13,626[1]	10,875,516[1]	20,922	831,978
Grocery departments, without fresh meat	550	258,889	556	42,482
Grocery stores, with fresh meat	369	90,211	374	30,842
Fruit stores, vegetable markets	9	3,175	10	992
Department stores	11	130,828	11	2,603
Dry goods, general merchandise stores	4	1,083	4	187
Variety stores	6	4,520	6	392
Other main stores	151	29,072	151	7,466
Grocery departments, with fresh meat	82	133,951	82	26,462
Department stores	12	111,577	12	22,068
Dry goods, general merchandise stores	3	195	3	68
Variety stores	7	7,938	7	354
Other main stores	60	14,241	60	3,972
Meat departments	4,115	952,093	4,159	41,018
Grocery stores with fresh meat	3,882	766,180	3,921	24,196
Fruit stores, vegetable markets	29	5,178	30	1,483
General stores	19	7,739	20	700
Department stores	7	122,542	7	4,201
Dry goods, general merchandise stores	10	2,825	10	205
Variety stores	16	18,997	16	2,026
Other main stores	152	28,632	155	8,207
Fish (sea food) departments	91	28,638	91	2,670
Grocery stores without fresh meat	4	1,401	4	87
Grocery stores with fresh meat	39	17,128	39	1,535
Meat markets	34	5,402	34	729
Fruit stores, vegetable markets	4	850	4	103
Other main stores	10	3,857	10	216
Fruit, vegetable departments	1,394	491,328	1,412	46,538
Grocery stores without fresh meat	103	22,823	105	3,424
Grocery stores with fresh meat	1,010	307,557	1,021	34,942
Meat markets	218	34,328	221	5,009
Fruit stores, vegetable markets	17	1,718	17	601
Department stores	11	110,600	12	1,419
Variety stores	5	4,751	5	370
Other main stores	30	9,551	31	773
Candy, nut, confectionery departments	501	1,157,246	519	8,800
Grocery stores with fresh meat	21	22,235	23	307
Restaurants, cafeterias, caterers	7	1,608	8	86
Lunch counters, refreshment stands	4	329	4	27
Drinking places	5	352	5	39
Department stores	105	883,726	112	5,753
Dry goods, general merchandise stores	6	12,287	6	94
Variety stores	304	174,946	312	1,523
Drug stores	21	17,960	21	138
Other main stores	28	43,803	28	833
Dairy products departments	66	135,310	66	3,056
Grocery stores, without fresh meat	9	3,744	9	562
Grocery stores, with fresh meat	32	13,783	32	1,649
Meat markets	3	586	3	66
Fruit stores, vegetable markets	6	2,162	6	245
Department stores	5	110,867	5	235
Other main stores	11	4,168	11	299
Bakery products departments	529	860,315	545	19,803
Grocery stores, without fresh meat	15	5,089	15	483
Grocery stores, with fresh meat	424	308,556	437	16,329
Meat markets	11	4,772	11	321
Fruit stores, vegetable markets	3	1,633	3	137
Restaurants, cafeterias, and lunchrooms	4	548	4	98
Lunch counters, refreshment stands	5	137	5	17
Department stores	36	512,543	38	1,881
Variety stores	20	22,441	21	386
Other main stores	11	4,596	11	151
Egg, poultry departments	129	55,476	130	2,742
Grocery stores, with fresh meat	32	27,662	32	1,859
Meat markets	80	9,137	81	3,075
Variety stores	8	7,410	8	325
Other main stores	9	8,267	9	283
Delicatessen departments	90	52,381	92	1,490
Grocery stores, without fresh meat	8	2,933	9	361
Grocery stores, with fresh meat	55	28,[illegible]	56	1,298
Meat markets	6	1,071	6	105
Variety stores	9	10,857	9	473
Other main stores	12	8,846	12	353
Restaurants, cafeterias, caterers	579	444,345	589	18,725
Grocery stores, with fresh meat	24	14,[illegible]	25	542
Drinking places	441	24,[illegible]	442	5,005
Department stores	49	397,367	49	11,415
Gasoline service stations	30	5,[illegible]	30	1,207
Drug stores	35	2,[illegible]	37	1,442
Proprietary stores	3	443	3	58
Other main stores	59	99,[illegible]	63	1,836

[1] See footnote at end of table.

Kind of business of leased department and of main store	Main stores having leased departments		Leased departments	
	Number	Sales, entire year (*Thousand dollars*)	Number	Sales, entire year (*Thousand dollars*)
Lunch counters, refreshment stands	1,834	2,048,146	1,862	39,920
Grocery stores, without fresh meat	3	233	3	34
Grocery stores, with fresh meat	95	47,585	98	1,939
Eating places	43	3,817	44	959
Drinking places	244	14,930	247	2,661
Department stores	114	1,636,772	120	10,035
Dry goods, general merchandise stores	6	16,825	6	464
Variety stores	444	211,431	444	1,784
Gasoline service stations	26	2,184	26	251
Drug stores	779	102,415	790	19,903
Proprietary stores	23	2,084	26	533
Other main stores	57	9,870	58	1,357
Alcoholic beverage (on premises) departments	44	3,589	44	749
Restaurants, cafeterias, caterers	25	2,392	25	456
Drinking places	9	380	9	168
Other main stores	10	817	10	125
Dry goods, general merchandise departments	199	178,463	222	3,860
Grocery stores, with fresh meat	6	4,693	6	39
Department stores	13	34,731	13	1,743
Dry goods, general merchandise stores	17	4,790	18	539
Variety stores	113	67,836	134	136
Family clothing stores	11	47,306	11	417
Women's ready-to-wear stores	21	17,541	21	804
Apparel accessory, specialty stores	3	73	3	30
Other main stores	15	1,493	16	152
Men's, boys' clothing departments	97	191,719	102	11,511
Department stores	35	147,904	36	4,815
Dry goods, general merchandise stores	7	1,721	9	438
Men's, boys' clothing stores	10	5,072	10	413
Men's, boys' furnishings stores	7	1,236	8	322
Family clothing stores	16	22,784	16	4,268
Other main stores	22	13,002	23	1,255
Men's, boys' furnishing departments	87	83,402	90	4,177
Department stores	8	31,566	8	699
Dry goods, general merchandise stores	3	686	3	58
Men's, boys' clothing stores	29	14,464	29	1,255
Men's, boys' furnishings stores	7	636	8	222
Family clothing stores	5	2,676	5	324
Drug stores	17	19,527	17	1,024
Other main stores	18	13,847	20	595
Women's ready-to-wear departments	346	296,309	359	57,417
Department stores	29	86,714	31	6,779
Dry goods, general merchandise stores	32	12,952	34	2,389
Variety stores	4	5,219	4	674
Family clothing stores	67	96,730	72	23,985
Women's ready-to-wear stores	147	40,580	131	14,929
Apparel accessory, specialty stores	12	1,273	12	268
Shoe stores	7	2,270	7	386
Other main stores	68	50,571	68	8,007
Millinery departments	1,945	3,338,451	2,002	86,595
General stores	7	6,322	7	50
Department stores	597	2,459,187	634	51,095
Dry goods, general merchandise stores	204	131,620	205	3,800
Variety stores	98	67,306	100	1,023
Family clothing stores	153	196,604	154	5,296
Women's ready-to-wear stores	858	552,787	873	24,834
Apparel accessory, specialty stores	6	463	6	90
Shoe stores	7	5,480	7	131
Other main stores	15	18,682	16	276
Hosiery departments	308	100,773	308	6,547
Department stores	4	13,875	4	105
Dry goods, general merchandise stores	3	579	3	33
Variety stores	5	3,097	5	35
Family clothing stores	9	4,995	9	153
Women's ready-to-wear stores	212	64,375	212	4,362
Apparel accessory, specialty stores	49	4,859	49	1,426
Shoe stores	17	2,584	17	226
Other main stores	9	6,409	9	207
Corset, lingerie department	175	427,564	180	5,167
Department stores	19	333,372	20	713
Dry goods, general merchandise stores	6	3,498	6	191
Family clothing stores	15	24,520	15	642
Women's ready-to-wear stores	113	64,797	117	3,350
Apparel accessory, specialty stores	14	366	14	144
Other main stores	8	1,011	8	127
Apparel accessory, specialty departments	243	370,027	260	7,380
Department stores	27	227,893	30	1,761
Dry goods, general merchandise stores	4	1,625	4	106
Variety stores	3	1,514	3	2
Family clothing stores	14	34,567	14	582
Women's ready-to-wear stores	149	77,983	163	3,736
Apparel accessory, specialty stores	7	1,129	7	220
Shoe stores	20	4,509	20	386
Other main stores	19	15,907	19	587

Table 12L.— RETAIL LEASED DEPARTMENTS IN RETAIL STORES—UNITED STATES, BY KIND OF BUSINESS OF LEASED DEPARTMENT, AND KIND OF BUSINESS OF MAIN STORE: 1948—Continued

STORES AND SALES

Kind of business of leased department and of main store	Main stores having leased departments		Leased departments	
	Number	Sales, entire year (Thousand dollars)	Number	Sales, entire year (Thousand dollars)
Men's shoe departments	423	500,111	431	20,832
Department stores	54	234,053	56	3,586
Dry goods, general merchandise stores	4	2,161	5	549
Men's, boys' clothing stores	225	133,954	228	9,399
Men's, boys' furnishings stores	49	13,895	49	1,184
Family clothing stores	59	107,390	61	4,762
Shoe stores	16	2,790	16	530
Other main stores	16	5,868	16	822
Women's shoe department	1,019	6,229,223	1,071	99,344
Department stores	266	5,569,834	283	33,640
Dry goods, general merchandise stores	57	46,755	60	3,163
Family clothing stores	82	129,838	89	9,611
Women's ready-to-wear stores	568	460,646	593	49,461
Apparel accessory, specialty stores	13	1,593	13	587
Shoe stores	18	6,783	18	2,250
Other main stores	15	13,774	15	632
Family shoe departments	456	1,128,123	470	51,306
General stores	4	2,895	4	172
Department stores	209	926,706	218	34,665
Dry goods, general merchandise stores	87	66,587	88	4,341
Variety stores	37	28,853	37	2,232
Men's, boys' clothing stores	8	3,615	8	354
Men's, boys' furnishings stores	6	2,619	7	286
Family clothing stores	67	55,212	68	5,307
Women's ready-to-wear stores	27	30,901	28	3,515
Other main stores	11	10,735	12	434
Children's, juveniles' shoe departments	41	36,776	42	1,332
Family clothing stores	5	7,232	5	221
Women's ready-to-wear stores	8	12,650	8	315
Shoe stores	4	281	4	47
Other main stores	24	16,613	25	749
Furrier, fur departments	308	810,521	317	12,461
General stores	6	3,357	6	65
Department stores	154	652,956	159	7,130
Dry goods, general merchandise stores	17	13,528	17	241
Family clothing stores	14	28,567	15	821
Women's ready-to-wear stores	111	105,560	114	4,122
Other main stores	6	6,553	6	82
Children's, infants' wear departments	120	83,481	122	8,131
Department stores	3	10,237	3	395
Dry goods, general merchandise stores	3	444	3	67
Men's, boys' clothing, furnishings stores	5	5,082	5	214
Family clothing stores	12	16,333	12	1,680
Women's ready-to-wear stores	80	48,033	81	5,170
Other main stores	17	3,352	18	605
Furniture departments	48	88,348	48	5,246
Department stores	29	65,028	29	4,487
Dry goods, general merchandise stores	4	1,401	4	232
Furniture stores	3	115	3	39
Household appliance stores	3	836	3	178
Other main stores	9	20,968	9	310
Floor covering departments	87	701,546	89	4,485
Department stores	47	679,872	49	3,188
Dry goods, general merchandise stores	3	773	3	64
Furniture stores	18	9,704	18	601
Other main stores	19	11,197	19	632
Drapery, curtain, upholstery departments	3	164	3	83
China, glassware, metalware departments	108	276,626	145	6,721
Department stores	30	210,220	30	5,244
Dry goods, general merchandise stores	3	768	3	106
Variety stores	63	49,502	99	67
Furniture stores	8	14,039	8	980
Other main stores	4	2,097	5	324
Household appliance departments	537	12,108,728	661	44,066
Grocery stores with fresh meat	7	3,813	7	140
Department stores	365	11,991,561	480	36,945
Dry goods, general merchandise stores	10	4,161	10	240
Variety stores	65	61,282	71	88
Furniture stores	22	21,985	22	3,716
Household appliance, radio stores	17	3,170	19	524
Motor-vehicle dealers (new and used)	6	3,453	6	213
Gasoline service stations	5	181	5	37
Hardware, farm equipment dealers	9	4,129	9	205
Drug stores	4	1,287	4	346
Other main stores	27	13,706	28	1,612
Radio departments	61	219,345	62	7,366
Department stores	12	176,714	12	4,583
Dry goods, general merchandise stores	3	3,669	3	145
Furniture stores	9	24,374	9	1,167
Household appliance, radio stores	7	719	7	159
Motor-vehicle dealers (new and used)	3	2,932	3	78
Gasoline service stations	5	482	5	43
Hardware, farm equipment dealers	3	325	3	29
Music stores	8	1,658	8	513
Other main stores	11	8,472	12	649
Motor-vehicle (new and used) departments	17	3,299	18	943
Motor-vehicle dealers	9	1,339	10	515
Other main stores	8	1,960	8	428
Motor-vehicle (used) departments	31	5,352	35	1,336
Motor-vehicle dealers	16	2,867	20	1,217
Gasoline service stations	11	437	11	78
Other main stores	4	2,048	4	41
Tire, battery, accessory departments	67	570,943	73	3,973
Department stores	20	552,952	24	2,863
Motor-vehicle dealers	11	5,676	11	265
Gasoline service stations	24	1,301	25	524
Other main stores	12	11,014	13	321
Gasoline service departments	103	40,419	103	3,061
Grocery stores, with fresh meat	12	3,936	12	281
Restaurants, cafeterias, and lunchrooms	8	306	8	64
Drinking places	4	162	4	56
Motor-vehicle dealers	45	9,887	45	1,395
Gasoline service stations	17	2,131	17	654
Other main stores	17	23,997	17	611
Paint, glass, wallpaper departments	209	1,935,815	228	5,944
Department stores	121	1,875,907	136	5,183
Variety stores	35	25,502	39	122
Furniture stores	3	24,703	3	95
Hardware stores	4	307	4	77
Other main stores	46	9,396	46	467
Liquor (packaged) departments	162	68,154	162	8,915
Grocery stores without fresh meat	8	3,188	8	774
Grocery stores, with fresh meat	97	42,197	97	5,764
Restaurants, cafeterias, and lunchrooms	3	564	3	79
Drinking places	3	376	3	79
Department stores	4	11,615	4	90
Drug stores	24	4,957	24	1,266
Proprietary, medicine stores	6	995	6	256
Other main stores	17	4,262	17	607
Jewelry departments	526	1,782,316	574	16,670
Grocery stores without fresh meat	3	195	3	34
Grocery stores, with fresh meat	17	16,564	17	300
Department stores	161	1,508,706	171	9,499
Dry goods, general merchandise stores	17	7,710	18	424
Variety stores	102	75,140	138	508
Men's and boys' clothing stores	3	1,488	3	82
Men's and boy's furnishings stores	4	265	4	25
Family clothing stores	18	60,019	19	1,332
Women's ready-to-wear stores	61	69,865	61	1,800
Apparel accessory and other specialty stores	3	390	3	39
Furniture stores	27	18,892	27	1,003
Household appliance, radio stores	11	1,094	11	90
Hardware stores	4	1,066	4	40
Drug stores	43	9,996	43	541
Proprietary, medicine stores	3	248	3	28
Jewelry stores	13	3,390	13	304
Music stores	3	374	3	92
Other main stores	33	6,914	33	529
Book departments	136	1,079,230	147	7,058
Department stores	110	1,038,868	121	6,581
Dry goods, general merchandise stores	7	13,794	7	123
Women's ready-to-wear stores	7	18,300	7	173
Other main stores	12	8,268	12	181
Florist departments	131	765,652	150	4,164
Grocery stores without fresh meat	3	329	3	31
Grocery stores, with fresh meat	27	34,663	27	380
Department stores	34	636,477	35	2,712
Variety stores	46	34,753	63	283
Drug stores	6	3,846	7	105
Other main stores	15	55,584	15	653
Cigar departments	156	1,156,450	164	6,578
Grocery stores, with fresh meat	10	14,066	11	579
Restaurants, cafeterias, and lunchrooms	27	5,716	27	156
Drinking places	20	3,005	21	222
Department stores	81	1,129,886	82	5,307
Variety stores	6	2,308	11	18
Drug stores	4	499	4	137
Other main stores	8	970	8	159

See footnote at end of table.

Table 12L.— RETAIL LEASED DEPARTMENTS IN RETAIL STORES—UNITED STATES, BY KIND OF BUSINESS OF LEASED DEPARTMENT, AND KIND OF BUSINESS OF MAIN STORE: 1948—Continued

STORES AND SALES

Kind of business of leased department and of main store	Main stores having leased departments		Leased departments	
	Number	Sales, entire year (Thousand dollars)	Number	Sales, entire year (Thousand dollars)
Music departments	2[illegible]	987,845	276	7,612
Department stores	57	848,141	60	3,000
Dry goods, general merchandise stores	5	3,822	5	59
Variety stores	117	99,305	121	2,230
Furniture stores	3	2,510	3	48
Household appliance, radio stores	23	6,298	24	395
Hardware stores	4	2,511	4	89
Drug stores	5	1,545	5	68
Jewelry stores	3	288	3	113
Music stores	28	8,772	32	1,206
Other main stores	19	14,653	19	404
Optical goods departments	147	1,579,005	147	5,277
Department stores	88	1,536,375	88	3,983
Variety stores	13	7,829	13	36
Drug stores	7	9,131	7	181
Jewelry stores	32	12,837	32	940
All other main stores	7	12,833	7	137
Other leased departments	1,213	4,942,752	1,734	48,159
Variety stores	248	191,352	669	1,491
Department stores	106	1,808,811	136	5,034
Family clothing stores	13	25,152	13	739
Custom tailors	19	134,840	20	524
Antique shops	3	3,757	3	64
Other home furnishings stores	37	154,741	38	3,492
All other leased departments--Continued				
Boat dealers	3	97	3	42
Building materials dealers	16	100,628	16	559
Heating and plumbing equipment dealers	12	2,743	12	381
Electrical supply stores	15	106,004	15	547
Hardware stores	24	25,784	26	2,085
Farm equipment dealers	3	640	3	115
Drug stores	51	154,464	51	3,806
Proprietary stores	33	72,504	34	928
Furniture stores	5	1,442	5	67
Fuel dealers, except fuel oil	25	157,232	26	2,015
Fuel oil dealers	15	4,518	15	1,263
Ice dealers	3	1,655	3	7
Feed, farm, garden supply stores	14	114,613	14	238
Stationery stores	33	61,687	36	935
Sporting goods stores	40	43,146	41	871
Bicycle stores	5	353	5	63
News dealers, newsstands	51	233,130	57	883
Gift, novelty, souvenir stores	67	172,092	73	1,603
Luggage, leather goods stores	32	183,600	35	3,083
Camera, photographic supply stores	75	699,098	79	3,336
Office, store machine and equipment dealers	12	13,692	12	223
Other main stores	253	474,977	294	13,765

[1] United States total is not the sum of the group totals because some main stores are included in more than one group.

Table 12M.—RETAIL LEASED DEPARTMENTS IN RETAIL STORES—UNITED STATES, BY KIND OF BUSINESS OF MAIN STORE, AND KIND OF BUSINESS OF LEASED DEPARTMENT: 1948

Kind of business of main store and of leased department	Main stores having leased departments[1]		Leased departments	
	Number	Sales, entire year (Thousand dollars)	Number	Sales, entire year (Thousand dollars)
United States, total	13,626	10,875,516	20,922	831,978
Grocery stores, without fresh meat	243	49,123	292	13,966
Leased departments:				
Fish (sea food)	4	1,401	4	87
Fruit, vegetable	103	22,823	105	3,424
Dairy products	9	3,744	9	562
Bakery products	15	6,218	15	483
Delicatessen	8	2,933	9	561
Lunch counters, refreshment stands	3	233	3	34
Liquor (packaged)	8	3,188	8	774
Jewelry	3	145	3	34
Florist	3	329	3	31
Other	132	27,683	133	7,976
Grocery stores, with fresh meat	5,077	1,268,423	6,419	140,378
Leased departments:				
Grocery, without fresh meat	369	90,211	374	30,842
Meat	3,882	766,180	3,921	84,196
Fish (sea food)	39	17,120	39	1,535
Fruit, vegetable	1,010	307,557	1,021	34,942
Candy, nut, confectionery	21	22,235	23	307
Dairy products	32	13,783	32	1,649
Bakery products	424	308,556	437	16,329
Egg, poultry	32	27,662	32	1,859
Delicatessen	55	28,654	56	10,298
Restaurants, cafeterias, caterers	24	16,462	25	542
Lunch counters, refreshment stands	95	47,585	98	1,939
Dry goods, general merchandise	6	4,693	6	239
Household appliance	7	3,813	7	140
Gasoline service	12	3,936	12	281
Liquor (packaged)	97	42,197	97	5,764
Jewelry	17	16,564	17	300
Florist	27	34,663	27	380
Tobacco products	10	14,066	11	579
Other	175	132,152	184	8,257
Meat markets	452	65,559	519	16,918
Leased departments:				
Meat	51	5,512	53	3,200
Fish (sea food)	34	5,402	34	729
Fruit, vegetable	218	34,328	221	5,009
Dairy products	3	586	3	66
Bakery products	11	4,772	11	321
Egg, poultry	80	9,137	81	3,275
Delicatessen	6	1,071	6	305
Other	109	33,885	110	4,013
Fruit stores, vegetable markets	58	8,300	76	3,676
Leased departments:				
Grocery, without fresh meat	9	3,175	10	942
Meat	29	5,178	30	1,483
Fish (sea food	4	850	4	103
Fruit, vegetable	17	1,718	17	601
Dairy products	6	2,162	6	245
Bakery products	3	1,633	3	137
Other	6	2,356	6	115
Eating places	196	41,622	205	4,120
Leased departments:				
Candy, nut, confectionery	11	1,937	12	113
Bakery products	9	685	9	115
Lunch counters, refreshment stands	43	3,817	44	959
Alcoholic beverage (or service)	27	2,550	27	480
Gasoline service	8	306	8	64
Liquor (packaged)	3	564	3	79
Tobacco products	27	5,716	27	156
Other	68	26,047	75	2,154
Drinking places	622	42,168	652	8,588
Leased departments:				
Candy, nut, confectionery	5	352	5	39
Restaurants, cafeterias, caterers	341	23,256	342	5,065
Lunch counters, refreshment stands	244	14,930	247	2,661
Alcoholic beverages (on-premises)	9	380	9	168
Gasoline service	4	162	4	56
Liquor (packaged)	3	376	3	79
Tobacco products	20	3,005	21	222
Other	21	2,898	21	298
General stores	39	16,014	62	1,947
Leased departments:				
Meat	19	7,739	20	700
Millinery	7	6,322	7	50
Family shoe	4	2,895	4	172
Furrier, fur	6	3,357	6	65
Other	24	19,720	25	960
Department stores	1,032	6,665,001	3,546	317,390
Leased departments				
Grocery, without fresh meat	11	130,828	11	2,603
Grocery, with fresh meat	12	111,577	12	22,068
Meat	7	122,542	7	4,201
Fruit, vegetable	11	110,600	12	1,419
Candy, nut, confectionery	105	883,726	112	5,753
Dairy products	5	110,867	5	235
Bakery products	36	512,542	38	1,881
Restaurants, cafeterias, caterers	47	457,367	49	7,415
Lunch counters, refreshment stands	114	1,636,772	120	10,035
Dry goods, general merchandise	13	34,731	13	1,743
Men's, boys' clothing	35	147,904	36	4,815
Men's, boys' furnishings	8	31,566	8	699
Women's ready-to-wear	29	86,714	31	6,779
Millinery	597	2,359,187	634	51,095
Hosiery	4	13,875	4	105
Corset, lingerie	19	333,372	20	713
Apparel accessory, specialty	27	227,893	30	1,761
Men's shoe	54	234,053	56	3,586
Women's shoe	266	5,569,834	283	33,640
Family shoe	209	926,706	218	34,665
Furrier, fur	154	652,956	159	7,130
Children's, infants' wear	3	10,237	3	395
Furniture	29	65,028	29	4,487
Floor covering	47	679,872	49	3,188
Drapery, curtain, upholstery	13	94,609	13	1,489
China, glassware, metalware	30	210,220	30	5,244
Household appliance	365	11,991,561	480	36,945
Radio	12	176,714	12	4,583
Tire, battery, accessory	20	552,952	24	2,863
Paint, glass, wallpaper	121	1,875,907	136	5,183
Liquor (packaged)	4	11,615	4	90
Jewelry	161	1,508,706	171	9,499
Book	110	1,038,868	121	6,581
Florist	34	636,477	35	2,712
Tobacco products	81	1,129,886	82	5,307
Music	57	848,141	60	3,000
Optical goods	88	1,536,375	88	3,983
Other	308	4,135,846	351	19,500
Dry goods, general merchandise stores	361	201,620	588	20,573
Leased departments:				
Grocery, without fresh meat	4	1,083	4	187
Grocery, with fresh meat	3	195	3	68
Meat	10	2,825	10	205
Candy, nut, confectionery	6	12,287	6	94
Lunch counters, refreshment stands	6	16,825	6	464
Dry goods, general merchandise	17	4,790	18	539
Men's, boys' clothing	7	1,721	9	438
Men's, boys' furnishings	3	686	3	58
Women's ready-to-wear	32	12,952	34	2,389
Millinery	204	1,620	205	3,800
Hosiery	3	579	3	33
Corset, lingerie	6	3,498	6	191
Apparel accessory, specialty	4	1,625	4	106
Men's shoe	4	2,161	5	549
Women's shoe	57	46,755	60	3,163
Family shoe	87	66,587	88	4,341
Furrier, fur	17	13,528	17	241
Children's, infants' wear	3	444	3	67
Furniture	4	1,401	4	232
Floor covering	3	373	3	64
Drapery, curtain, upholstery	8	3,492	8	636
China, glassware, metalware	3	768	3	106
Household appliance	10	4,161	10	240
Radio	3	3,669	3	145
Jewelry	17	7,710	18	424
Book	7	13,794	7	123
Music	5	3,822	5	59
Other	41	47,657	43	1,611
Variety stores	889	470,308	2,376	16,824
Leased departments:				
Grocery, without fresh meat	6	4,520	6	392
Grocery, with fresh meat	7	7,938	7	354
Meat	16	18,997	16	2,026
Fruit, vegetable	5	4,751	5	370
Candy, nut, confectionery	304	174,946	312	1,523
Bakery products	20	22,441	21	380
Egg, poultry	8	7,410	8	325
Delicatessen	9	10,877	9	973
Lunch counters, refreshment stands	444	211,431	446	1,784
Dry goods, general merchandise	113	67,836	134	136
Women's ready-to-wear	4	5,219	4	674
Millinery	98	67,306	100	1,023
Hosiery	5	3,097	5	35
Apparel accessory, specialty	3	1,514	3	2
Family shoe	37	28,853	37	2,232
China, glassware, metalware	63	4,502	40	67
Household appliance	65	61,282	71	88
Paint, glass, wallpaper	35	25,502	39	122
Jewelry	102	75,140	138	508
Florist	46	34,753	63	283
Music	117	4,305	121	2,230
Optical goods	13	7,824	13	36
Other	293	203,400	721	1,255

See footnotes at end of table.

Table 12M.—RETAIL LEASED DEPARTMENTS IN RETAIL STORES—UNITED STATES, BY KIND OF BUSINESS OF MAIN STORE, AND KIND OF BUSINESS OF LEASED DEPARTMENT: 1948—Continued

Kind of business of main store and of leased department	Main stores having leased departments[1]		Leased departments	
	Number	Sales, entire year (Thousand dollars)	Number	Sales, entire year (Thousand dollars)
[illegible]	232	121,007	319	16,482
Leased departments:				
Men's, boys' clothing	20	5,072	10	1,413
Men's, boys' furnishings	23	14,484	20	1,255
Apparel accessory, specialty	6	1,159	6	190
Men's shoes	225	133,994	228	9,349
Family shoe	8	3,615	8	354
Children's, infants' wear	4	4,733	4	207
Jewelry	3	1,488	3	82
Other	31	41,149	41	3,582
Men's, boys' furnishings store	78	19,866	97	2,029
Leased departments:				
Men's, boys' clothing	7	1,236	8	322
Men's, boys' furnishings	7	636	8	22
Men's shoes	43	13,895	44	1,184
Family shoe	6	2,619	7	286
Jewelry	4	265	4	25
Other	21	5,974	21	840
[illegible]	316	422,453	615	67,247
Leased departments:				
Dry goods, general merchandise	11	47,306	11	417
Men's, boys' clothing	16	22,784	16	4,268
Men's, boys' furnishings	5	2,676	5	324
Women's ready-to-wear	67	90,730	72	23,985
Millinery	153	190,664	154	5,296
Hosiery	9	4,995	9	153
Corset, lingerie	15	24,620	15	642
Apparel accessory, specialty	14	39,567	14	582
Men's shoes	54	107,390	61	4,762
Women's shoes	82	129,838	89	9,611
Family shoe	67	55,212	68	5,307
Children's, juveniles' shoes	5	7,232	5	221
Furrier, fur	14	28,567	15	821
Children's, infants' wear	12	16,333	12	1,680
Jewelry	18	60,019	19	1,332
Other	36	325,905	50	7,896
Women's ready-to-wear stores	1,622	932,059	2,553	121,676
Leased departments:				
Dry goods, general merchandise	21	17,541	21	804
Women's ready-to-wear	127	40,580	131	14,929
Millinery	858	552,987	873	24,834
Hosiery	212	64,375	212	4,362
Corset, lingerie	113	64,797	117	3,350
Apparel accessory, specialty	149	77,983	163	3,736
Women's shoe	508	468,640	593	49,461
Family shoe	27	30,901	28	3,615
Children's, juveniles' shoe	8	12,650	8	315
Furrier, fur	111	105,960	114	4,122
Children's, infants' wear	80	48,033	81	5,170
Jewelry	61	63,765	61	1,800
Shoes	7	18,300	7	173
Other	237	220,613	144	5,105
[illegible]	109	4,666	119	3,440
[illegible]				
[illegible]	4	75	3	30
[illegible]	28	1,473	12	268
[illegible]	1	[illegible]	6	90
[illegible]	49	4,304	44	1,420
[illegible]	14	900	14	144
[illegible]	9	1,468	7	225
[illegible]	14	1,993	13	587
[illegible]	4	248	3	94
[illegible]	26	1,482	12	[illegible]
[illegible]	71	26,494	117	4,160
[illegible]				
[illegible]	28	6,200	28	382
[illegible]	28	1,480	28	131
[illegible]	4	1,284	17	229
[illegible]	4	2,904	23	480
[illegible]	8	2,248	16	230
[illegible]	18	6,723	19	[illegible]
[illegible]	4	621	4	42
[illegible]	22	12,427	18	644
[illegible]	4	13,274	104	2,108
[illegible]				
[illegible]			3	94
[illegible]	4	4,[illegible]	12	[illegible]
[illegible]	4	10,153	28	[illegible]
[illegible]	4	1,[illegible]	8	98
[illegible]	4	1,[illegible]	4	140
[illegible]	4	[illegible]	4	1,001
[illegible]	4	[illegible]	4	28
[illegible]	4	[illegible]	4	[illegible]

Kind of business of main store and of leased department	Main stores having leased departments[1]		Leased departments	
	Number	Sales, entire year (Thousand dollars)	Number	Sales, entire year (Thousand dollars)
Household appliance, radio stores	78	17,112	91	1,914
Leased departments:				
Furniture	3	836	3	178
Household appliance	17	3,270	19	524
Radio	7	714	7	159
Jewelry	11	670	11	90
Music	23	1,268	26	395
Other	25	5,343	27	568
Motor vehicle dealers	103	24,705	111	4,016
Leased departments:				
Restaurants cafeterias, caterers	7	2,380	7	227
Lunch counters, refreshment stands	4	440	4	18
Household appliance	6	3,453	6	213
Radio	3	2,934	3	78
Motor vehicle (new and used	9	1,339	10	515
Motor vehicle (used)	16	2,867	20	1,217
Tire, battery, accessory	11	3,674	11	265
Gasoline service	45	4,887	45	1,395
Other	5	718	5	88
Gasoline service stations	145	14,206	149	3,334
Leased departments:				
Restaurants, cafeterias, caterers	30	5,666	30	1,267
Lunch counters, refreshment stands	26	2,184	26	251
Household appliance	5	181	5	37
Radio	5	482	5	43
Motor vehicle	16	862	16	171
Tire, battery, accessory	24	1,301	25	524
Gasoline service	17	2,131	17	654
Other	23	1,843	25	387
Hardware, farm equipment dealers	58	13,380	63	1,369
Leased departments:				
Household, appliance	4	1,124	4	205
Radio	2	247	3	29
Paint, glass, wallpaper	4	307	4	77
Jewelry	4	1,006	4	40
Music	4	2,211	4	89
Other	29	6,480	39	929
Drug stores	966	194,044	1,059	27,747
Leased departments:				
Candy, nut, confectionery	21	1,368	21	138
Bakery products	7	3,348	7	123
Restaurants, cafeterias, caterers	55	7,002	55	1,342
Lunch counters, refreshment stands	774	102,415	790	19,903
Men's, boys' furnishings	17	13,525	17	1,024
Household appliance	4	987	4	346
Liquor (packaged)	24	9,957	24	1,266
Jewelry	42	9,496	43	541
Florist	6	3,840	7	105
Tobacco products	26	7,283	26	1,537
Music	5	1,540	5	68
Optical goods	7	4,131	7	181
Other	44	18,249	47	1,173
Proprietary store	37	4,454	48	1,041
Leased departments:				
Restaurants, cafeterias, caterers	3	493	3	58
Lunch counters, refreshment stands	23	2,084	20	533
Liquor (packaged)	4	995	5	256
Jewelry	3	268	3	28
Other	11	4,304	10	166
Jewelry store	71	12,802	71	1,648
Leased departments:				
Jewelry	13	1,980	13	204
Music	3	288	3	113
Optical goods	32	12,337	32	940
Other	23	1,857	23	391
Music store	47	16,774	50	1,967
Leased department:				
Radio	8	1,568	8	543
Jewelry	3	1,[illegible]	3	42
Musical	29	9,[illegible]	32	1,206
Other	4	2,[illegible]	7	156
All other retail stores	520	93,071	566	17,174
Leased departments:				
Kitchen, gift, art	21	3,[illegible]	27	650
Candy, nuts, confectionery	10	1,[illegible]	11	148
Dairy products	12	2,[illegible]	12	330
Bakery products	16	401	16	124
Eating, drinking	19	1,[illegible]	20	350
[illegible]	3	[illegible]	3	73
[illegible]	13	1,[illegible]	13	303

Table 12M.—RETAIL LEASED DEPARTMENTS IN RETAIL STORES—UNITED STATES, BY KIND OF BUSINESS OF MAIN STORE, AND KIND OF BUSINESS OF LEASED DEPARTMENT: 1948—Continued

Kind of business of leased department and of main store	Main stores having leased departments[1]		Leased departments	
	Number	Sales, entire year (*Thousand dollars*)	Number	Sales, entire year (*Thousand dollars*)
All other retail stores--Continued				
Leased departments--Continued				
Furrier, fur	28	15,877	30	2,969
Children's, infants' wear	36	5,527	38	1,092
Other apparel	[illegible]	458	[illegible]	50
Floor covering	18	[illegible],092	19	1,055
Drapery, curtain, upholstery	4	360	4	122
Antique	5	149	5	53
Other home furnishings	8	372	8	135
Tire, battery, accessory	10	822	10	179
Aircraft	[illegible]	1,774	[illegible]	[illegible]
Boat	7	284	[illegible]	[illegible]
Other automotive	[illegible]	1,487	[illegible]	217
Lumber	11	7,455	11	896
Building materials	3	283	4	40
Heating, plumbing, electrical	13	2,815	13	448
Liquor (packaged)	41	[illegible],125	43	1,330
Second-hand	[illegible]	318	8	39

Kind of business of leased department and of main store	Main stores having leased departments[1]		Leased departments	
	Number	Sales, entire year (*Thousand dollars*)	Number	Sales, entire year (*Thousand dollars*)
All other retail stores--Continued				
Leased departments--Continued				
Fuel, except fuel oil	15	3,362	15	1,045
Fuel oil	13	[illegible],940	13	1,085
Hay, grain, feed	[illegible]	2,168	9	282
Other farm garden supply	32	4,787	32	121
Book	14	8,169	15	747
Stationery	10	1,125	10	121
Sporting goods, bicycle	27	3,337	27	380
Florist	10	788	10	99
Tobacco products	23	4,297	24	728
Newsstands	9	[illegible]46	9	175
Gift, novelty, souvenir	17	567	17	157
Luggage, leather goods	[illegible]	313	[illegible]	21
Optical goods	5	237	5	27
Camera, photographic supply	9	662	9	157
Office, store machine and equipment	[illegible]	866	[illegible]	124
Other	42	19,600	45	962

[1] Group totals are not the sum of the component lines because some main stores have more than one leased department.

EMPLOYMENT AND PAY ROLL

CONTENTS

Table		Page
13A	Paid Employees and Weekly Pay Roll for Selected Workweeks--United States, by Kind of Business, 1948: Stores, sales, annual pay roll, and paid employees and weekly pay roll	13.02
13B	Paid Employees and Weekly Pay Roll for Selected Workweeks--Geographic Division, by Kind of Business, 1948: Stores, sales, annual pay roll, and paid employees and weekly pay roll	13.03
13C	Paid Employees and Weekly Pay Roll for Selected Workweeks for Large Stores and Multiunits, and Small-Store Sample--Geographic Division, by Kind of Business, 1948: Stores, sales, annual pay roll, and paid employees and weekly pay roll	13.12
13D	Paid Employees and Weekly Pay Roll for Selected Workweeks for Large Stores and Multiunits--State, by Kind of Business, 1948: Stores, sales, annual pay roll, and paid employees and weekly pay roll	13.30

	Page		Page		Page
New England	13.03	West North Central	13.06	West South Central	13.09
Middle Atlantic	13.04	South Atlantic	13.07	Mountain	13.10
East North Central	13.05	East South Central	13.08	Pacific	13.11

	Page		Page		Page
New England	13.12	West North Central	13.18	West South Central	13.24
Middle Atlantic	13.14	South Atlantic	13.20	Mountain	13.26
East North Central	13.16	East South Central	13.22	Pacific	13.28

	Page		Page		Page
Alabama	13.30	Maine	13.47	Ohio	13.63
Arizona	13.31	Maryland	13.48	Oklahoma	13.64
Arkansas	13.32	Massachusetts	13.49	Oregon	13.65
California	13.33	Michigan	13.50	Pennsylvania	13.66
Colorado	13.34	Minnesota	13.51	Rhode Island	13.67
Connecticut	13.35	Mississippi	13.52	South Carolina	13.68
Delaware	13.36	Missouri	13.53	South Dakota	13.69
District of Columbia	13.37	Montana	13.54	Tennessee	13.70
Florida	13.38	Nebraska	13.55	Texas	13.71
Georgia	13.39	Nevada	13.56	Utah	13.72
Idaho	13.40	New Hampshire	13.57	Vermont	13.73
Illinois	13.41	New Jersey	13.58	Virginia	13.74
Indiana	13.42	New Mexico	13.59	Washington	13.75
Iowa	13.43	New York	13.60	West Virginia	13.76
Kansas	13.44	North Carolina	13.61	Wisconsin	13.77
Kentucky	13.45	North Dakota	13.62	Wyoming	13.78
Louisiana	13.46				

Table 13A.—PAID EMPLOYEES AND WEEKLY PAY ROLL FOR SELECTED WORKWEEKS UNITED STATES, BY KIND OF BUSINESS 1948[1]

STORES, SALES, ANNUAL PAY ROLL, AND PAID EMPLOYEES AND WEEKLY PAY ROLL

[Data based on sample See text for description of sample and other explanatory material.]

Kind of business	Stores	Sales, entire year	Pay roll, entire year	Paid employees, workweek ended nearest: March 15		July 15		Nov. 15		Pay roll, workweek ended nearest: March 15		July 15		Nov. 15	
	(Number)	(Thousand dollars)	(Thousand dollars)	Total (Number)	Full workweek (Number)	Total (Number)	Full workweek (Number)	Total (Number)	Full workweek (Number)	Total (Dollars)	Full workweek (Dollars)	Total (Dollars)	Full workweek (Dollars)	Total (Dollars)	Full workweek (Dollars)
United States, total	[illegible]	[illegible]	13,793,263	6,335,619	5,262,117	6,512,829	5,493,080	6,868,853	5,639,691	248,927,782	233,275,549	265,102,397	248,758,891	[illegible]	[illegible]
Food group	[illegible]	31,305,285	1,763,715	959,400	721,857	971,697	759,087	993,492	753,715	36,459,036	33,328,571	38,533,421	35,317,221	[illegible]	[illegible]
Grocery stores, without fresh meat	[illegible]	4,076,486	[illegible]	84,368	56,836	86,101	60,295	86,323	58,884	2,776,402	2,433,024	[illegible]	[illegible]	2,734,822	[illegible]
Grocery stores, with fresh meat	[illegible]	[illegible]	1,121,477	576,467	425,892	571,900	436,421	592,597	434,388	20,777,346	18,709,331	[illegible]	[illegible]	22,283,427	[illegible]
Meat markets, fish markets	[illegible]	1,786,479	98,953	41,750	33,759	42,328	34,538	44,079	35,605	1,850,392	1,719,278	[illegible]	[illegible]	[illegible]	[illegible]
Fruit stores, vegetable markets	[illegible]	400,288	23,795	12,280	9,151	13,704	10,260	13,458	9,937	436,791	394,475	[illegible]	442,851	436,170	[illegible]
Candy, nut, confectionery stores	[illegible]	665,415	58,011	40,030	28,427	39,605	28,080	41,843	29,441	1,105,121	957,382	[illegible]	[illegible]	[illegible]	[illegible]
Dairy products stores, milk dealers	[illegible]	[illegible]	303,740	101,449	93,524	112,622	102,685	103,220	94,627	5,480,538	5,365,226	[illegible]	[illegible]	5,994,275	[illegible]
Bakery products stores	[illegible]	744,532	145,541	75,739	61,633	76,465	63,262	82,414	66,807	2,833,768	[illegible]	2,941,980	[illegible]	[illegible]	[illegible]
Egg, poultry dealers	5,182	266,656	11,752	6,740	4,514	6,938	4,675	7,553	4,810	214,297	180,585	223,701	[illegible]	[illegible]	[illegible]
All other food stores	[illegible]	444,883	53,350	20,783	18,121	21,534	18,871	22,005	19,216	983,881	947,553	1,030,087	[illegible]	[illegible]	[illegible]
Eating and drinking places	[illegible]	[illegible]	2,040,846	1,199,711	998,216	1,331,173	1,108,543	1,324,573	1,095,964	37,474,031	34,615,454	41,883,182	[illegible]	[illegible]	[illegible]
Eating places	[illegible]	6,727,361	1,403,759	862,134	723,173	969,747	813,833	958,499	800,310	25,568,356	23,632,561	28,920,683	[illegible]	[illegible]	[illegible]
Drinking places	152,537	4,353,141	637,087	337,577	275,043	361,426	294,710	366,074	295,654	11,905,675	10,982,893	12,962,499	[illegible]	[illegible]	[illegible]
General stores	21,567	1,232,647	69,175	41,798	34,397	42,732	35,258	43,089	35,074	1,295,354	1,213,798	1,366,258	1,274,016	1,379,454	[illegible]
General merchandise group	52,554	15,983,369	2,305,023	1,171,191	903,183	1,130,990	903,752	1,348,485	1,003,822	39,759,112	36,127,394	41,140,984	37,528,285	46,347,159	[illegible]
Department stores	2,580	10,644,747	1,660,702	734,715	615,313	711,632	605,808	843,479	683,444	28,585,060	26,457,874	29,500,539	27,347,542	33,415,749	[illegible]
Dry goods, general merchandise stores	29,753	2,821,004	281,150	150,285	118,122	152,747	121,260	172,570	128,510	4,945,250	4,595,235	5,128,716	4,729,425	5,625,136	[illegible]
Variety stores	20,221	2,517,318	363,171	286,191	169,748	266,611	176,684	332,436	191,868	6,228,802	5,074,285	6,511,734	5,471,318	[illegible]	[illegible]
Apparel group	[illegible]	9,305,494	1,188,855	539,910	431,385	512,143	420,710	582,614	460,801	21,294,455	19,787,525	21,049,632	19,673,330	[illegible]	[illegible]
Men's, boys' clothing, furnishings stores	[illegible]	2,175,340	244,937	86,753	73,479	84,239	72,917	91,920	76,205	4,281,053	4,074,343	[illegible]	4,106,039	[illegible]	[illegible]
Family clothing stores	[illegible]	1,818,017	220,228	104,135	83,624	96,897	80,417	114,729	90,119	3,493,289	3,707,166	3,868,134	3,627,383	4,404,707	[illegible]
Women's ready-to-wear stores	[illegible]	3,332,246	407,472	208,390	169,434	196,861	162,996	227,883	183,213	7,335,751	6,798,737	7,114,298	6,607,077	8,177,470	[illegible]
Millinery stores	[illegible]	107,803	16,375	11,915	8,443	8,692	6,657	10,976	8,093	341,065	297,600	260,095	234,606	335,569	[illegible]
Other apparel accessory, specialty stores	[illegible]	339,224	35,092	18,058	12,203	18,352	12,615	20,019	13,330	630,076	547,507	662,379	576,662	706,308	[illegible]
Shoe stores	19,554	1,472,343	165,264	71,503	51,334	68,811	51,966	72,571	52,133	2,937,542	2,696,985	3,065,068	2,833,052	3,038,152	[illegible]
Custom tailors	4,948	146,085	34,055	12,843	11,225	11,906	10,413	13,125	11,575	667,791	633,405	615,500	580,446	634,395	[illegible]
Furriers, fur shops	2,355	219,306	39,025	11,355	10,335	12,393	11,479	14,737	13,712	622,732	592,627	686,834	663,279	896,899	[illegible]
All other apparel stores	8,415	296,030	26,407	14,958	11,308	14,042	11,250	16,654	12,421	485,656	439,155	485,764	444,756	542,882	[illegible]
Furniture, furnishings, appliance group	85,570	6,998,874	949,665	352,832	327,416	365,727	340,439	376,812	348,880	17,212,823	16,751,739	18,534,181	[illegible]	18,997,732	[illegible]
Furniture stores	29,027	3,472,061	446,303	156,233	146,889	159,005	150,056	164,176	153,944	7,924,889	7,752,265	8,333,287	8,157,638	8,658,229	[illegible]
Floor covering, drapery stores	7,750	512,030	81,785	27,432	25,050	29,322	26,916	30,759	28,274	1,444,289	1,391,301	1,582,456	1,525,839	1,706,258	[illegible]
Other home furnishing stores	11,877	448,946	106,587	46,682	44,467	50,733	48,223	50,002	47,521	2,062,197	2,025,747	2,211,926	2,164,657	2,226,581	[illegible]
Household appliance stores	29,699	2,168,041	280,181	108,862	98,865	113,281	103,258	116,879	105,934	5,130,529	4,956,767	5,759,090	5,568,249	5,632,301	[illegible]
Radio stores	7,217	397,796	34,809	13,623	12,145	13,386	11,986	14,996	13,207	650,919	625,659	647,422	620,479	734,363	[illegible]
Automotive group	86,200	20,173,783	1,871,040	588,819	566,077	618,059	593,475	631,806	605,122	33,045,183	32,522,556	35,948,456	35,341,371	37,140,674	[illegible]
Motor vehicle (new and used) dealers	44,036	15,985,886	1,587,094	484,606	470,653	505,045	490,807	519,449	503,754	27,897,234	27,541,471	30,183,379	29,786,429	31,529,825	31,079,627
Motor vehicle (used) dealers	16,875	2,458,681	90,521	29,081	27,017	31,548	29,253	31,574	29,361	1,635,965	1,587,339	1,826,316	1,768,742	1,780,449	1,727,731
Tire, battery, accessory dealers	20,625	1,380,578	168,134	66,474	60,596	71,668	64,702	72,095	64,239	3,052,524	2,951,557	3,407,492	3,280,244	3,357,126	[illegible]
All other automotive dealers	4,664	348,638	25,291	8,658	7,811	9,798	8,713	8,688	7,768	459,460	442,189	531,269	505,956	473,274	454,886
Gasoline service stations	188,240	6,757,047	510,753	253,493	207,469	275,146	226,988	279,197	227,438	9,542,861	8,810,740	10,663,652	9,842,089	10,821,966	9,946,061
Lumber, building, hardware group	48,932	11,292,563	1,199,256	444,178	406,922	473,869	435,645	473,149	431,579	21,224,783	20,463,733	23,558,115	22,707,815	23,566,724	22,632,859
Lumber yards, building materials dealers	26,102	5,143,768	574,065	198,057	182,088	213,405	196,577	210,555	192,876	9,919,302	9,551,802	11,061,119	10,657,687	11,003,234	10,557,108
Plumbing, paint, electrical stores	20,542	1,181,860	196,238	68,562	61,736	74,608	68,583	74,760	67,991	3,475,529	3,330,609	4,008,535	3,861,920	4,004,143	3,838,788
Hardware stores	34,675	2,541,192	250,311	105,719	95,365	110,166	99,642	112,498	99,772	4,486,460	4,322,431	4,855,558	4,657,000	4,907,137	4,692,414
Farm equipment dealers	17,613	2,425,743	178,642	71,840	67,733	75,690	70,843	75,336	70,940	3,348,492	3,258,891	3,632,903	3,531,208	3,652,210	3,544,549
Drug and proprietary stores	55,780	4,037,480	473,759	266,435	202,806	277,970	216,929	278,792	211,890	8,757,725	7,848,920	9,417,978	8,457,523	9,355,405	8,366,518
Drug stores	46,938	3,737,899	448,489	248,448	189,882	258,544	202,614	258,689	197,549	8,297,304	7,445,805	8,917,047	8,020,975	8,844,985	7,923,052
Proprietary stores	8,842	299,581	25,270	17,987	12,924	19,426	14,315	20,103	14,341	460,421	403,115	500,931	436,548	510,420	443,466
Liquor stores	33,424	2,617,593	118,783	49,037	41,902	51,005	43,428	52,853	44,730	2,210,154	2,094,354	2,303,932	2,173,036	2,402,415	2,262,676
Second-hand stores	16,958	315,293	43,025	19,760	16,852	20,212	17,365	20,269	17,211	800,814	738,927	847,158	790,290	836,146	775,382
Other retail stores	164,036	10,520,962	1,059,368	449,049	393,635	442,056	391,461	463,722	403,465	19,845,951	18,971,838	19,855,443	19,036,265	20,689,308	19,710,018
Fuel, fuel oil dealers	19,480	2,378,578	251,653	103,832	93,094	91,801	83,178	99,499	89,123	5,088,759	4,847,867	4,521,474	4,331,518	4,866,322	4,642,424
Ice dealers	3,173	90,302	20,685	8,838	7,484	11,352	9,833	9,166	7,711	345,848	329,628	465,758	441,705	364,545	341,286
Feed, farm, garden supply stores	21,561	3,159,617	159,477	71,660	65,517	71,293	65,541	71,930	65,836	3,011,885	2,906,904	3,109,020	3,009,466	3,141,498	3,032,250
Jewelry stores	21,271	1,258,928	186,826	64,939	59,752	65,258	60,589	70,569	64,450	3,312,029	3,224,205	3,409,733	3,324,753	3,613,804	3,505,879
Book, stationery stores	6,940	559,703	95,598	42,191	37,498	40,874	37,555	44,071	39,013	1,786,867	1,722,879	1,768,138	1,716,008	1,903,000	1,829,347
Sporting goods stores, bicycle stores	8,594	344,979	30,212	12,001	10,709	13,125	11,426	13,105	11,466	522,396	502,957	568,791	543,098	587,043	558,877
Florists	14,748	380,468	56,345	29,162	23,265	27,613	22,895	28,755	23,311	1,072,825	980,415	1,055,471	981,924	1,090,544	1,004,358
Cigar stores and stands	14,522	542,151	32,271	15,940	13,004	16,211	13,257	16,420	13,243	596,396	563,338	631,735	596,849	625,538	586,581
News dealers, newsstands	6,807	228,184	18,152	14,563	8,550	14,885	8,876	14,999	8,758	349,891	303,437	359,291	311,999	358,863	308,445
Gift, novelty, souvenir stores	12,510	209,410	18,396	10,104	7,379	12,215	9,137	13,562	9,410	304,962	271,221	370,756	327,141	394,525	340,920
Music stores	6,125	347,352	48,341	19,269	17,079	18,962	17,086	20,189	17,781	903,117	869,024	884,171	852,600	934,131	895,620
All other retail stores	28,305	1,021,290	141,412	56,550	50,304	58,467	52,088	61,457	53,363	2,550,976	2,449,963	2,711,105	2,599,204	2,809,495	2,663,531

[1] Does not include data for the operations of warehouses, administrative offices, and other auxiliary units.

Table 13B.—PAID EMPLOYEES AND WEEKLY PAY ROLL FOR SELECTED WORKWEEKS—GEOGRAPHIC DIVISION, BY KIND OF BUSINESS: 1948

NEW ENGLAND

STORES, SALES, ANNUAL PAY ROLL, AND PAID EMPLOYEES AND WEEKLY PAY ROLL

[Data based on sample. See text for description of sample and other explanatory material.]

Kind of business	Stores	Sales, entire year	Pay roll, entire year	Paid employees, workweek ended nearest—						Pay roll, workweek ended nearest—					
				March 15		July 15		Nov. 15		March 15		July 15		Nov. 15	
				Total	Full workweek	Total	Full workweek	Total	Full workweek	Total	Full workweek	Total	Full workweek	Total	Full workweek
	(Number)	(Thousand dollars)	(Thousand dollars)	(Number)	(Number)	(Number)	(Number)	(Number)	(Number)	(Dollars)	(Dollars)	(Dollars)	(Dollars)	(Dollars)	(Dollars)
Geographic division, total	115,234	8,695,561	943,132	442,080	357,932	464,094	385,148	472,292	378,376	16,879,858	15,720,173	18,160,076	16,969,023	18,277,087	16,960,168
Food group	33,134	2,391,632	163,372	78,919	59,409	81,603	63,716	81,176	61,144	3,027,385	2,742,898	3,238,773	2,958,432	3,210,882	2,923,437
Grocery stores, without fresh meat	9,542	341,438	14,571	8,068	5,006	8,250	5,487	8,022	5,068	271,249	227,953	287,336	245,897	272,041	231,386
Grocery stores, with fresh meat	14,639	1,498,065	85,297	43,421	31,139	43,736	33,048	44,391	32,132	1,586,457	1,399,924	1,680,213	1,504,535	1,684,410	1,499,097
Meat markets, fish markets	1,990	109,569	5,636	2,819	2,184	3,008	2,321	2,992	2,316	107,718	99,098	112,672	102,489	114,776	105,186
Fruit stores, vegetable markets	1,175	37,007	1,931	1,180	908	1,399	1,013	1,338	923	36,198	32,208	41,372	35,365	39,611	33,467
Candy, nut, confectionery stores	1,973	47,802	4,622	3,280	2,341	3,403	2,563	3,505	2,475	85,004	72,319	90,900	80,080	91,521	78,424
Dairy products stores, milk dealers	1,001	258,781	35,979	11,746	11,158	13,129	12,287	12,104	11,441	646,969	638,109	724,876	708,418	713,393	702,993
Bakery products stores	1,865	64,041	12,526	6,817	5,530	6,974	5,738	7,096	5,619	238,173	222,837	245,638	230,716	240,430	224,073
Egg, poultry dealers	(2)	(2)	(2)	(2)	(2)	(2)	(2)	(2)	(2)	(2)	(2)	(2)	(2)	(2)	(2)
All other food stores	546	24,346	2,418	1,331	992	1,377	1,088	1,343	1,024	48,137	44,316	48,214	45,002	45,949	42,533
Eating and drinking places	19,633	710,336	142,790	83,321	65,435	101,890	81,386	91,189	71,035	2,507,766	2,277,484	3,067,098	2,788,543	2,757,439	2,489,061
Eating places	13,049	509,117	104,746	61,615	48,458	78,464	63,109	68,623	53,496	1,800,182	1,634,307	2,290,508	2,085,269	2,020,734	1,821,268
Drinking places	6,584	201,219	38,044	21,706	16,977	23,426	18,277	22,566	17,539	707,584	643,177	776,590	703,274	736,705	667,793
General stores	(2)	(2)	(2)	(2)	(2)	(2)	(2)	(2)	(2)	(2)	(2)	(2)	(2)	(2)	(2)
General merchandise group	3,300	884,838	130,496	72,586	55,198	69,932	55,981	81,587	60,221	2,392,067	2,177,507	2,387,013	2,190,958	2,645,496	2,386,684
Department stores	186	582,681	90,612	44,032	37,404	43,011	37,395	49,990	41,034	1,697,660	1,597,664	1,654,218	1,563,383	1,869,972	1,743,384
Dry goods, general merchandise stores	1,784	113,585	12,350	6,650	5,403	6,737	5,538	7,172	5,726	220,525	204,727	232,237	214,427	241,095	222,738
Variety stores	1,330	188,572	27,534	21,904	12,391	20,184	13,048	24,425	13,461	473,882	375,116	500,558	413,148	534,429	420,562
Apparel group	9,417	728,375	90,391	43,108	33,644	41,192	33,597	45,996	35,716	1,564,951	1,443,481	1,610,250	1,499,832	1,713,317	1,575,206
Men's, boys' clothing, furnishings stores	2,018	150,411	17,444	6,753	5,682	6,470	5,614	6,951	5,696	300,458	287,377	307,539	294,524	314,617	294,262
Family clothing stores	850	108,659	12,725	6,000	4,633	5,717	4,654	6,397	4,858	207,309	191,643	214,143	200,828	224,155	206,738
Women's ready-to-wear stores	2,338	261,832	33,295	18,002	14,094	17,229	14,077	19,702	15,274	596,354	543,648	610,773	564,600	664,336	602,216
Millinery stores	(2)	(2)	(2)	(2)	(2)	(2)	(2)	(2)	(2)	(2)	(2)	(2)	(2)	(2)	(2)
Other apparel accessory, specialty stores	642	25,960	2,882	1,741	1,229	1,661	1,234	1,784	1,259	51,537	46,382	53,068	48,413	54,905	49,407
Shoe stores	1,715	110,312	12,354	5,306	4,077	5,264	4,137	5,443	4,185	210,470	197,399	227,086	212,438	225,578	210,958
Custom tailors	(2)	(2)	(2)	(2)	(2)	(2)	(2)	(2)	(2)	(2)	(2)	(2)	(2)	(2)	(2)
Furriers, fur shops	243	20,929	3,876	1,191	1,087	1,242	1,154	1,507	1,364	61,243	59,029	65,793	63,605	83,033	79,705
All other apparel stores	666	30,990	3,210	1,849	1,242	1,699	1,282	2,037	1,369	56,895	50,175	56,498	51,853	62,408	55,254
Furniture, furnishings, appliance group	6,149	434,159	66,264	24,920	23,072	25,627	23,868	26,423	24,400	1,213,170	1,183,796	1,299,233	1,268,950	1,302,542	1,267,813
Furniture stores	1,823	208,278	30,648	10,856	10,057	10,853	10,091	11,286	10,390	564,744	553,026	572,285	559,881	588,794	573,698
Floor covering, drapery stores	700	37,668	5,900	2,004	1,802	2,210	2,029	2,341	2,166	98,508	93,925	111,324	106,785	129,296	125,086
Other home furnishing stores	1,357	30,163	6,974	3,183	3,032	3,379	3,217	3,321	3,136	137,602	135,464	143,009	140,684	138,823	136,205
Household appliance stores	1,681	136,421	20,019	7,800	7,174	8,068	7,483	8,221	7,534	364,730	354,731	422,506	412,528	389,390	377,809
Radio stores	(2)	(2)	(2)	(2)	(2)	(2)	(2)	(2)	(2)	(2)	(2)	(2)	(2)	(2)	(2)
Automotive group	4,912	1,111,682	111,648	34,882	33,490	36,636	35,145	37,333	35,579	1,863,409	1,831,967	2,012,477	1,977,466	2,055,958	2,014,080
Motor vehicle (new and used) dealers	2,637	906,039	96,805	29,465	28,536	30,720	29,764	31,563	30,384	1,605,767	1,582,876	1,727,295	1,701,950	1,781,593	1,749,165
Motor vehicle (used) dealers	1,055	121,996	4,981	1,733	1,593	1,949	1,805	1,808	1,671	86,045	83,263	98,914	95,909	89,900	87,153
Tire, battery, accessory dealers	943	70,350	8,808	3,281	2,984	3,518	3,151	3,599	3,176	153,542	148,042	165,772	159,357	166,100	159,596
All other automotive dealers	277	13,297	1,054	403	377	449	425	363	348	18,055	17,786	20,496	20,250	18,365	18,166
Gasoline service stations	11,567	392,779	27,019	13,593	10,697	14,707	11,797	14,662	11,380	490,810	447,236	554,564	505,607	548,810	496,074
Lumber, building, hardware group	4,525	559,073	69,067	24,248	22,525	26,130	24,439	26,482	24,096	1,192,401	1,161,451	1,323,206	1,287,561	1,346,444	1,296,254
Lumber yards, building materials dealers	1,076	282,723	33,709	10,488	10,003	11,524	11,040	11,621	10,875	577,804	566,205	654,088	642,457	666,361	645,423
Plumbing, paint, electrical stores	1,238	75,582	11,885	4,306	3,984	4,698	4,330	4,739	4,268	218,011	212,475	233,191	223,973	240,063	229,306
Hardware stores	1,908	159,451	19,923	8,198	7,311	8,540	7,738	8,750	7,624	335,515	322,342	368,377	354,422	371,136	353,611
Farm equipment dealers	303	41,317	3,550	1,256	1,227	1,368	1,331	1,372	1,329	61,071	60,429	67,550	66,689	68,884	67,914
Drug and proprietary stores	4,114	264,886	29,942	17,558	12,077	18,076	13,077	17,999	12,352	548,594	471,273	592,834	511,062	573,863	493,761
Drug stores	3,249	233,418	27,361	15,909	10,839	16,207	11,708	16,192	11,041	503,007	431,379	540,762	467,434	524,610	451,887
Proprietary stores	(2)	(2)	(2)	(2)	(2)	(2)	(2)	(2)	(2)	(2)	(2)	(2)	(2)	(2)	(2)
Liquor stores	3,411	231,227	14,186	5,260	4,488	5,538	4,706	5,532	4,679	257,596	245,333	269,272	255,643	268,128	254,327
Second-hand stores	1,052	20,077	3,144	1,455	1,296	1,535	1,366	1,440	1,286	56,399	53,293	63,213	60,198	61,856	59,178
Other retail stores	13,460	941,220	93,854	41,568	36,092	40,443	35,444	41,798	35,935	1,747,619	1,668,465	1,721,208	1,646,031	1,773,975	1,687,410
Fuel, fuel oil dealers	2,619	351,306	36,396	15,484	14,378	13,572	12,589	14,375	13,260	727,913	703,179	632,538	612,570	691,272	667,158
Ice dealers	(2)	(2)	(2)	(2)	(2)	(2)	(2)	(2)	(2)	(2)	(2)	(2)	(2)	(2)	(2)
Feed, farm, garden supply stores	1,030	209,974	10,624	4,405	4,132	4,482	4,259	4,345	4,008	198,049	193,325	206,139	202,074	202,975	196,715
Jewelry stores	1,309	85,214	13,493	5,179	4,715	5,180	4,767	5,648	5,055	231,781	225,236	243,454	236,740	252,674	244,928
Book, stationery stores	592	40,918	7,340	3,480	2,982	3,369	3,045	3,755	3,267	132,852	126,231	135,180	130,288	143,307	136,430
Sporting goods stores, bicycle stores	613	20,339	1,953	837	730	885	722	857	712	32,830	31,349	33,599	30,810	34,166	31,695
Florists	1,075	26,728	4,447	2,051	1,698	2,091	1,770	2,069	1,741	80,455	75,776	84,633	80,295	83,214	78,664
Cigar stores and stands	1,265	57,368	3,117	1,626	1,233	1,644	1,264	1,605	1,226	57,302	52,659	61,372	56,240	57,890	52,919
News dealers, newsstands	722	33,061	2,096	1,886	920	1,962	1,002	1,913	926	38,696	31,327	41,588	33,632	38,200	30,538
Gift, novelty, souvenir stores	1,346	19,631	1,844	1,122	736	1,416	1,101	1,419	1,017	28,853	23,666	38,501	34,[illegible]	36,671	30,756
Music stores	(2)	(2)	(2)	(2)	(2)	(2)	(2)	(2)	(2)	(2)	(2)	(2)	(2)	(2)	(2)
All other retail stores	(2)	(2)	(2)	(2)	(2)	(2)	(2)	(2)	(2)	(2)	(2)	(2)	(2)	(2)	(2)

See footnotes at end of table.

Table 13B.—PAID EMPLOYEES AND WEEKLY PAY ROLL FOR SELECTED WORKWEEKS - GEOGRAPHIC DIVISION, BY KIND OF BUSINESS 1948[1]—Continued

MIDDLE ATLANTIC

STORES, SALES, ANNUAL PAY ROLL, AND PAID EMPLOYEES AND WEEKLY PAY ROLL
[Data based on sample. See text for description of sample and other explanatory material.]

Kind of business	Stores	Sales, entire year	Pay roll, entire year	Paid employees, workweek ended nearest— March 15		July 15		Nov. 15		Pay roll, workweek ended nearest— March 15		July 15		Nov. 15	
	(Number)	(Thousand dollars)	(Thousand dollars)	Total (Number)	Full workweek (Number)	Total (Number)	Full workweek (Number)	Total (Number)	Full workweek (Number)	Total (Dollars)	Full workweek (Dollars)	Total (Dollars)	Full workweek (Dollars)	Total (Dollars)	Full workweek (Dollars)
Geographic division, total	[illegible]	[illegible]	[illegible]	[illegible]	1,135,980	1,391,825	[illegible]	[illegible]	1,214,514	55,702,357	52,275,463	[illegible]	[illegible]	[illegible]	[illegible]
Food group	[illegible]	[illegible]	[illegible]	229,624	184,668	232,686	190,704	235,796	190,292	9,638,727	[illegible]	[illegible]	[illegible]	[illegible]	[illegible]
Grocery stores, without fresh meat	[illegible]	[illegible]	[illegible]	25,534	18,242	25,503	19,150	25,131	18,634	[illegible]	388,026	1,341,524	[illegible]	[illegible]	[illegible]
Grocery stores, with fresh meat	32,117	[illegible]	217,759	99,742	78,105	98,221	79,260	101,804	79,678	4,000,548	3,675,893	4,123,134	[illegible]	[illegible]	[illegible]
Meat markets, fish markets	[illegible]	[illegible]	42,259	17,642	14,859	17,703	14,975	18,379	15,468	799,977	755,680	811,942	767,991	[illegible]	[illegible]
Fruit stores, vegetable markets	[illegible]	[illegible]	12,025	6,215	4,933	6,527	5,165	6,378	5,075	230,339	212,796	250,242	[illegible]	[illegible]	[illegible]
Candy, nut, confectionery stores	[illegible]	288,146	19,504	13,787	9,708	13,700	9,750	13,997	9,877	374,396	325,684	387,487	[illegible]	[illegible]	[illegible]
Dairy products stores, milk dealers	4,268	[illegible]	100,148	31,416	29,481	35,067	32,246	31,964	29,845	1,778,366	1,751,607	[illegible]	[illegible]	[illegible]	[illegible]
Bakery products stores	6,624	280,173	55,079	25,644	21,535	25,810	21,936	27,670	23,291	1,069,304	993,424	1,105,443	[illegible]	[illegible]	[illegible]
Egg, poultry dealers	2,448	101,449	4,264	2,169	1,506	2,209	1,534	2,329	1,569	77,373	66,184	78,459	[illegible]	82,778	[illegible]
All other food stores	5,700	239,190	17,868	7,475	6,337	7,946	6,688	8,144	6,855	328,588	314,375	355,725	337,465	[illegible]	[illegible]
Eating and drinking places	[illegible]	[illegible]	[illegible]	297,961	249,503	335,582	280,745	323,695	269,725	[illegible]	[illegible]	11,384,583	[illegible]	[illegible]	[illegible]
Eating places	[illegible]	[illegible]	362,383	199,439	167,803	229,690	192,634	218,468	182,709	6,460,281	6,006,895	7,456,871	6,889,522	[illegible]	[illegible]
Drinking places	39,615	[illegible]	190,042	98,522	81,700	105,892	88,111	105,227	87,016	3,553,268	3,297,749	3,927,712	3,649,345	[illegible]	[illegible]
General stores	1,634	111,302	7,719	4,337	3,697	4,504	3,787	4,327	3,626	144,742	135,429	158,474	[illegible]	155,431	[illegible]
General merchandise group	10,152	[illegible]	505,124	242,042	184,594	228,271	182,403	278,230	208,343	8,553,576	7,748,702	8,697,177	7,926,947	9,991,524	[illegible]
Department stores	366	2,305,927	389,552	163,331	135,189	153,199	130,575	190,236	154,237	6,559,584	6,076,303	6,599,874	6,131,971	[illegible]	[illegible]
Dry goods, general merchandise stores	6,379	330,216	31,199	15,052	12,322	15,056	12,512	16,537	13,188	548,753	515,913	565,779	530,372	609,789	[illegible]
Variety stores	3,407	572,357	84,373	63,659	37,083	60,016	39,316	71,457	40,918	1,445,239	1,156,486	1,531,524	1,264,604	1,657,527	[illegible]
Apparel group	[illegible]	[illegible]	363,503	154,584	123,479	140,752	116,202	164,440	131,217	6,563,560	6,078,427	6,345,917	5,930,933	7,324,308	[illegible]
Men's, boys' clothing, furnishings stores	7,054	635,470	75,658	25,209	21,703	23,294	20,633	25,973	22,042	1,351,724	1,290,564	1,312,426	1,269,775	1,497,352	[illegible]
Family clothing stores	2,225	468,104	61,443	27,049	20,946	23,206	19,048	29,438	22,921	1,110,615	1,006,179	1,032,454	955,162	1,233,644	[illegible]
Women's ready-to-wear stores	8,783	908,081	117,021	56,652	46,063	51,046	42,370	60,954	49,100	2,157,101	1,998,870	2,031,731	1,885,555	2,404,787	[illegible]
Millinery stores	2,022	37,131	5,718	3,753	2,792	2,808	2,137	3,603	2,779	120,622	107,470	89,920	80,378	122,813	[illegible]
Other apparel accessory, specialty stores	4,284	178,169	16,068	7,800	5,719	7,996	5,933	8,693	6,250	283,387	253,115	303,330	271,019	318,691	[illegible]
Shoe stores	5,689	431,286	48,962	19,815	14,015	18,715	13,945	19,714	14,196	859,597	783,971	891,246	818,546	901,413	826,887
Custom tailors	1,543	46,869	12,387	4,467	4,010	4,218	3,790	4,499	4,048	238,138	227,819	222,557	211,443	249,366	[illegible]
Furriers, fur shops	934	84,528	15,193	4,045	3,707	4,303	3,965	5,358	5,076	240,831	226,152	262,893	253,148	376,148	[illegible]
All other apparel stores	3,111	123,396	11,053	5,794	4,524	5,166	4,381	6,208	4,805	201,545	184,287	199,360	185,907	220,694	[illegible]
Furniture, furnishings, appliance group	19,595	1,648,096	216,916	77,285	72,625	79,280	74,521	82,587	77,252	[illegible]	[illegible]	4,182,769	4,082,394	4,296,687	4,189,969
Furniture stores	5,177	692,117	90,441	29,789	28,190	30,181	28,511	31,390	29,513	1,561,554	1,532,558	1,663,061	1,629,943	1,711,300	1,676,288
Floor covering, drapery stores	2,677	161,194	25,008	8,541	7,912	8,647	8,047	9,466	8,779	450,320	437,377	462,498	450,362	524,535	[illegible]
Other home furnishing stores	4,184	140,373	28,319	11,675	11,253	12,981	12,405	12,443	11,921	529,728	521,679	580,106	565,755	570,943	[illegible]
Household appliance stores	5,539	458,284	58,224	22,072	20,574	22,337	20,899	23,279	21,605	1,057,555	1,027,616	1,203,441	1,172,415	1,165,514	[illegible]
Radio stores	2,018	196,128	14,924	5,208	4,696	5,134	4,659	6,009	5,434	278,298	268,995	273,663	263,919	324,395	[illegible]
Automotive group	13,435	2,393,580	306,513	91,053	87,973	96,799	93,242	98,599	94,853	5,237,075	5,168,842	5,716,839	5,631,475	5,873,443	5,784,742
Motor vehicle (new and used) dealers	6,955	2,726,987	263,087	75,593	73,721	79,858	77,796	81,922	79,738	4,453,418	4,408,229	4,846,185	4,792,669	5,030,051	4,970,787
Motor vehicle (used) dealers	2,634	421,085	14,751	4,819	4,480	5,315	4,969	5,243	4,896	269,173	261,753	301,317	292,391	288,867	[illegible]
Tire, battery, accessory dealers	3,102	196,102	24,795	9,349	8,565	10,084	9,114	10,065	8,932	445,998	431,911	490,529	471,586	482,229	462,447
All other automotive dealers	744	49,406	3,880	1,292	1,207	1,542	1,363	1,369	1,287	68,486	66,949	78,808	74,829	72,296	70,872
Gasoline service stations	31,020	1,040,403	79,031	37,759	30,638	41,316	33,942	41,116	33,377	1,447,201	1,338,858	1,628,057	1,505,222	1,634,368	1,504,761
Lumber, building, hardware group	15,029	1,527,759	178,978	64,567	59,909	68,606	63,918	69,691	64,588	3,112,827	3,018,473	3,467,383	3,353,413	3,535,188	3,423,019
Lumber yards, building materials dealers	3,362	731,169	88,718	29,469	27,725	31,810	29,946	32,089	30,051	1,535,869	1,492,196	1,696,400	1,647,781	1,735,980	1,681,174
Plumbing, paint, electrical stores	4,343	239,175	34,312	12,394	11,265	13,366	12,314	13,744	12,685	589,604	568,373	686,355	663,211	703,886	679,996
Hardware stores	6,082	404,816	43,896	17,726	16,207	18,171	16,665	18,664	16,923	766,589	742,114	845,885	808,849	855,767	826,987
Farm equipment dealers	1,242	152,599	12,052	4,978	4,712	5,259	4,993	5,194	4,929	220,765	215,790	238,743	233,572	239,555	234,861
Drug and proprietary stores	12,168	721,996	81,496	43,805	31,448	44,837	33,448	45,200	32,589	1,513,089	1,339,808	1,614,482	1,438,292	1,606,098	1,420,925
Drug stores	10,930	[illegible]	77,717	41,261	29,704	42,172	31,539	42,425	30,685	1,443,539	1,279,593	1,539,518	1,373,169	1,529,217	1,354,385
Proprietary stores	1,238	46,028	3,779	2,544	1,744	2,665	1,909	2,775	1,904	69,550	60,215	74,964	65,123	76,881	66,540
Liquor stores	7,076	619,900	30,155	11,143	9,869	11,513	10,240	12,174	10,787	551,217	530,689	580,839	557,704	622,824	597,289
Second-hand stores	3,345	[illegible]	[illegible]	3,625	3,181	3,734	3,298	3,846	3,386	181,812	169,159	193,587	181,252	193,717	182,093
Other retail stores	45,002	2,697,881	260,056	107,093	94,396	103,945	92,472	107,704	94,479	4,867,527	4,669,808	4,846,806	4,667,607	4,956,677	4,746,670
Fuel, fuel oil dealers	4,569	769,764	70,244	27,546	25,219	24,561	22,599	25,178	23,043	1,419,261	1,359,642	1,293,634	1,243,613	1,290,980	1,240,525
Ice dealers	811	13,331	2,984	1,404	1,092	1,623	1,308	1,301	1,097	48,675	46,507	66,100	62,252	52,512	50,908
Feed, farm, garden supply stores	2,895	546,312	28,813	12,218	11,312	11,727	11,058	11,853	11,157	542,276	526,578	549,706	538,071	556,357	543,462
Jewelry stores	4,537	275,637	39,942	13,650	12,680	13,682	12,781	14,701	13,510	712,201	694,398	728,113	710,811	767,511	744,947
Book, stationery stores	2,190	166,371	24,951	10,726	9,734	10,150	9,440	10,858	9,728	470,468	456,890	453,593	442,759	486,909	[illegible]
Sporting goods stores, bicycle stores	1,817	78,001	7,361	2,697	2,485	2,877	2,657	2,998	2,755	127,762	124,960	139,536	136,086	147,055	143,623
Florists	3,757	91,336	13,491	6,807	5,537	6,445	5,415	6,563	5,454	255,182	233,116	248,097	231,714	254,871	235,061
Cigar stores and stands	7,777	244,845	10,845	5,281	4,071	5,424	4,160	5,566	4,293	196,606	185,753	213,534	201,300	209,063	196,798
News dealers, newsstands	3,027	92,333	6,484	4,952	3,214	5,001	3,297	5,110	3,336	122,557	109,850	126,105	113,533	126,482	113,117
Gift, novelty, souvenir stores	3,482	65,381	5,280	3,145	2,213	3,423	2,479	3,734	2,607	90,627	79,593	103,116	90,884	109,235	94,403
Music stores	1,430	62,844	8,815	3,458	3,113	3,449	3,133	3,492	3,107	154,438	149,792	157,963	153,249	165,711	159,923
All other retail stores	7,710	291,726	40,846	15,209	13,726	15,583	14,145	16,350	14,392	727,474	702,729	767,309	743,335	789,991	753,213

See footnotes at end of table.

Table 13B.—PAID EMPLOYEES AND WEEKLY PAY ROLL FOR SELECTED WORKWEEKS—GEOGRAPHIC DIVISION, BY KIND OF BUSINESS: 1948[1]—Continued

EAST NORTH CENTRAL

STORES, SALES, ANNUAL PAY ROLL, AND PAID EMPLOYEES AND WEEKLY PAY ROLL

[Data based on sample. See text for description of sample and other explanatory material.]

Kind of business	Stores	Sales, entire year	Pay roll, entire year	Paid employees, workweek ended nearest— March 15		July 15		Nov. 15		Pay roll, workweek ended nearest— March 15		July 15		Nov. 15	
				Total	Full workweek	Total	Full workweek	Total	Full workweek	Total	Full workweek	Total	Full workweek	Total	Full workweek
	(Number)	(Thousand dollars)	(Thousand dollars)	(Number)	(Number)	(Number)	(Number)	(Number)	(Number)	(Dollars)	(Dollars)	(Dollars)	(Dollars)	(Dollars)	(Dollars)
Geographic division, total	350,223	29,324,017	3,150,290	1,405,305	1,119,776	1,447,418	1,179,415	1,535,386	1,207,046	56,094,775	51,835,104	60,512,224	56,064,111	62,819,162	57,668,614
Food group	91,577	6,752,822	450,004	222,428	158,541	228,525	169,858	232,427	165,785	8,269,106	7,359,331	8,854,585	7,931,292	8,971,745	7,988,996
Grocery stores, without fresh meat	17,200	624,723	25,035	16,067	9,638	16,014	10,231	16,082	9,651	476,623	392,758	496,464	412,383	487,827	402,622
Grocery stores, with fresh meat	48,992	4,681,920	246,056	130,051	88,337	130,690	94,181	135,814	92,774	4,485,239	3,888,306	4,751,332	4,171,475	4,874,352	4,233,237
Meat markets, fish markets	5,348	385,049	23,810	9,899	7,483	10,053	7,756	10,662	8,058	438,405	399,035	453,040	415,098	484,373	442,290
Fruit stores, vegetable markets	2,444	60,162	3,286	1,830	1,000	2,399	1,494	2,218	1,309	53,442	43,040	70,942	59,503	67,747	56,840
Candy, nut, confectionery stores	6,638	173,551	17,481	11,714	7,762	12,146	7,778	12,496	8,151	320,756	265,936	332,726	267,755	351,725	289,381
Dairy products stores, milk dealers	3,113	499,346	84,360	28,236	25,420	31,746	28,436	28,256	25,205	1,535,421	1,491,952	1,723,318	1,665,013	1,625,852	1,577,410
Bakery products stores	4,500	176,392	35,313	78,776	14,148	19,388	15,020	20,754	15,728	697,257	634,313	747,007	680,702	782,154	711,530
Egg, poultry dealers	1,083	50,634	2,587	1,508	1,002	1,581	1,047	1,662	1,022	46,242	38,112	50,993	41,512	52,041	41,108
All other food stores	2,259	101,045	12,076	4,347	3,751	4,508	3,915	4,483	3,887	215,671	205,879	228,763	217,851	245,669	234,578
Eating and drinking places	77,802	2,581,103	454,658	261,969	209,283	289,623	231,895	291,067	230,583	8,332,595	7,586,596	9,261,367	8,406,909	9,385,108	8,505,661
Eating places	34,218	1,248,138	271,025	164,632	133,324	187,219	151,367	185,917	149,448	4,897,474	4,463,594	5,588,383	5,054,409	5,613,814	5,091,394
Drinking places	43,584	1,332,965	183,633	97,337	75,959	102,404	80,528	105,150	81,135	3,435,121	3,123,002	3,672,984	3,352,500	3,771,294	3,414,267
General stores	2,214	147,379	8,215	5,314	3,946	5,485	4,116	5,630	4,024	150,362	135,969	158,329	141,952	161,754	143,250
General merchandise group	8,299	3,922,713	584,476	288,433	216,706	274,615	214,581	333,406	239,536	8,864,590	8,829,524	11,444,795	9,394,305	11,656,967	10,196,947
Department stores	623	2,954,378	458,442	200,446	162,377	193,460	159,801	232,838	179,433	7,690,915	7,013,623	8,209,266	7,493,401	9,132,166	8,118,10[illegible]
Dry goods, general merchandise stores	3,821	436,580	46,343	24,924	18,493	25,151	19,016	28,691	20,019	786,098	707,923	833,033	747,118	909,933	799,417
Variety stores	3,855	531,755	79,691	63,063	35,836	56,004	35,764	71,877	40,084	1,387,577	1,107,978	1,407,496	1,153,786	1,614,868	1,279,423
Apparel group	22,450	2,049,204	252,065	113,280	86,389	108,441	85,734	121,740	91,577	4,463,901	4,084,934	4,459,913	4,116,392	4,888,262	4,456,477
Men's, boys' clothing, furnishings stores	4,832	487,980	57,048	20,048	16,128	19,760	16,435	21,376	16,802	967,987	906,699	989,872	932,943	1,047,087	976,851
Family clothing stores	1,930	318,833	42,511	18,966	14,645	17,006	13,874	19,792	15,074	796,547	725,197	740,484	687,756	829,052	752,662
Women's ready-to-wear stores	5,430	670,243	83,082	42,407	33,254	40,933	32,702	46,687	36,170	1,454,185	1,327,047	1,456,900	1,333,933	1,646,742	1,495,367
Millinery stores	1,362	25,570	3,827	2,820	1,905	2,021	1,552	2,616	1,779	76,448	65,113	59,010	53,408	77,083	65,291
Other apparel accessory, specialty stores	1,336	65,206	6,962	3,799	2,212	3,983	2,339	4,377	2,452	126,550	103,905	134,410	110,094	141,715	113,798
Shoe stores	4,581	337,478	36,860	17,010	11,363	16,594	11,776	17,557	11,544	638,093	572,269	673,890	610,593	[illegible]	604,828
Custom tailors	1,025	37,820	7,973	2,829	2,588	2,616	2,352	2,895	2,590	175,211	171,382	157,348	153,143	178,839	174,094
Furriers, fur shops	581	59,615	10,071	3,015	2,725	3,359	3,110	3,827	3,508	160,137	154,057	179,643	174,343	215,479	208,479
All other apparel stores	1,373	46,459	3,731	2,386	1,569	2,169	1,594	2,613	1,658	68,743	59,265	68,356	60,179	76,504	65,107
Furniture, furnishings, appliance group	16,576	1,386,079	189,585	67,349	61,456	69,966	64,270	70,985	64,591	3,399,385	3,301,561	3,738,233	3,635,631	3,746,461	3,620,401
Furniture stores	5,048	656,215	87,539	28,252	26,158	28,702	26,786	29,611	27,227	1,526,853	1,492,670	1,624,580	1,591,027	1,685,495	1,634,661
Floor covering, drapery stores	1,538	129,334	20,576	6,520	5,846	6,991	6,298	6,950	6,317	358,995	344,651	400,600	384,056	407,255	390,233
Other home furnishing stores	1,905	77,525	19,962	8,747	8,288	9,761	9,288	9,228	8,775	410,679	402,500	451,440	442,733	441,454	431,925
Household appliance stores	6,485	451,057	55,169	21,224	18,855	22,043	19,697	22,450	19,868	983,744	948,010	1,142,023	1,103,397	1,078,102	1,035,681
Radio stores	1,600	71,948	6,339	2,606	2,309	2,469	2,201	2,746	2,404	119,114	113,730	119,590	114,418	134,155	127,901
Automotive group	18,394	4,601,391	426,097	121,265	115,368	128,198	122,094	132,378	125,605	7,421,750	7,294,810	8,158,640	8,010,184	8,463,855	8,294,779
Motor vehicle (new and used) dealers	9,691	3,690,180	364,226	100,241	[illegible]	104,876	101,518	109,478	105,499	6,318,912	6,233,893	6,888,160	6,793,325	7,248,198	7,128,357
Motor vehicle (used) dealers	3,485	549,366	21,686	5,952	[illegible]	6,627	6,060	6,715	6,189	380,319	368,168	436,976	421,832	427,115	413,218
Tire, battery, accessory dealers	3,954	266,920	33,798	12,980	11,476	14,152	12,363	14,076	12,113	612,049	586,927	700,724	669,598	673,838	644,030
All other automotive dealers	1,264	94,925	6,387	2,092	1,808	2,543	2,153	2,109	1,804	110,470	105,822	132,780	125,429	114,704	109,174
Gasoline service stations	36,990	1,547,753	109,138	51,152	39,655	55,820	43,747	57,528	44,150	2,006,114	1,817,623	2,273,220	2,059,372	2,302,219	2,074,048
Lumber, building, hardware group	23,568	2,601,963	296,892	102,055	92,349	111,567	102,146	110,557	99,993	5,108,900	4,917,995	5,908,343	[illegible]	5,834,741	5,606,731
Lumber yards, building materials dealers	5,488	1,177,423	141,607	43,244	39,975	48,313	44,600	47,126	43,437	2,338,372	2,259,906	2,756,864	2,662,220	2,692,944	2,598,988
Plumbing, paint, electrical stores	5,404	299,312	55,024	18,070	[illegible]	20,092	18,530	19,674	17,822	975,407	931,992	1,171,265	1,131,613	1,142,592	1,098,674
Hardware stores	8,236	588,313	62,052	25,160	22,075	26,546	23,493	27,126	23,311	1,082,024	1,035,446	1,196,540	1,141,931	1,207,635	1,143,448
Farm equipment dealers	4,440	536,915	38,209	15,581	14,449	16,616	15,523	16,631	15,423	713,097	690,651	783,674	759,783	791,570	765,621
Drug and proprietary stores	10,976	914,071	102,905	58,812	39,744	62,176	43,433	61,765	41,819	1,882,966	1,606,532	2,060,154	1,756,734	2,021,437	1,720,165
Drug stores	9,475	851,118	97,282	55,101	37,256	57,958	40,550	57,565	39,077	1,781,828	1,521,144	1,951,73[illegible]	[illegible]	[illegible]	1,631,862
Proprietary stores	1,501	62,953	5,623	3,711	2,488	4,218	2,883	4,200	2,742	101,138	85,388	108,418	90,048	107,080	88,303
Liquor stores	5,456	417,784	21,290	9,129	7,346	9,503	7,598	10,066	8,015	406,970	376,546	417,896	383,860	448,122	412,496
Second-hand stores	(2)	(2)	(2)	(2)	(2)	(2)	(2)	(2)	(2)	(2)	(2)	(2)	(2)	(2)	(2)
Other retail stores	33,112	2,348,883	247,124	100,845	86,410	100,101	87,236	104,463	88,739	4,649,676	4,400,831	4,623,614	4,400,678	4,794,391	4,522,374
Fuel, fuel oil dealers	4,840	606,606	66,545	26,521	22,964	23,110	20,493	24,671	21,550	1,371,044	1,281,417	1,176,180	1,111,378	1,249,766	1,174,185
Ice dealers	(2)	(2)	(2)	(2)	(2)	(2)	(2)	(2)	(2)	(2)	(2)	(2)	(2)	(2)	(2)
Feed, farm, garden supply stores	4,608	712,420	38,627	16,707	15,368	17,022	15,779	16,621	15,352	736,503	711,388	[illegible]	745,480	758,825	734,448
Jewelry stores	4,502	271,983	41,125	13,496	12,125	13,491	12,273	14,549	12,987	722,334	700,927	740,996	720,670	783,942	[illegible]
Book, stationery stores	1,197	111,369	20,319	8,948	7,871	8,757	8,099	9,313	8,207	381,481	367,798	[illegible]	369,579	414,209	398,858
Sporting goods stores, bicycle stores	1,987	79,709	7,145	2,893	2,508	3,309	2,784	3,346	2,836	117,217	111,401	136,014	127,556	140,724	131,252
Florists	1,034	83,064	11,903	5,989	4,443	5,720	4,514	5,830	4,480	223,336	[illegible]	221,099	200,779	225,958	203,414
Cigar stores and stands	2,306	92,557	7,136	3,530	2,979	3,505	3,012	3,624	2,979	132,985	126,371	138,862	132,821	143,526	133,[illegible]
News dealers, newsstands	979	38,002	3,369	2,919	1,525	3,039	1,615	3,126	1,564	69,096	57,120	71,821	59,569	72,539	57,304
Gift, novelty, souvenir stores	2,143	40,923	3,667	1,881	1,222	2,660	1,630	3,134	1,728	51,771	43,900	73,363	57,427	79,443	61,483
Music stores	1,389	78,818	11,703	4,486	3,855	4,377	3,857	4,846	4,185	237,950	227,950	211,341	202,880	221,591	211,394
All other retail stores	5,545	211,682	30,037	11,483	9,768	12,368	10,663	13,077	[illegible]	521,360	494,404	580,668	551,806	608,580	570,187

See footnotes at end of table.

Table 13B.—PAID EMPLOYEES AND WEEKLY PAY ROLL FOR SELECTED WORKWEEKS GEOGRAPHIC DIVISION, BY KIND OF BUSINESS 1948—Continued

WEST NORTH CENTRAL

STORES, SALES, ANNUAL PAY ROLL, AND PAID EMPLOYEES AND WEEKLY PAY ROLL

[Data based on sample. See text for description of sample and other explanatory material.]

Kind of business	Stores	Sales, entire year	Pay roll, entire year	Paid employees, workweek ended nearest: March 15		July 15		Nov. 15		Pay roll, workweek ended nearest: March 15		July 15		Nov. 15	
	(Number)	(Thousand dollars)	(Thousand dollars)	Total (Number)	Full workweek (Number)	Total (Number)	Full workweek (Number)	Total (Number)	Full workweek (Number)	Total (Dollars)	Full workweek (Dollars)	Total (Dollars)	Full workweek (Dollars)	Total (Dollars)	Full workweek (Dollars)
Geographic division, total	1??,???	[illegible]	1,26?,279	62?,553	51?,901	647,765	540,912	677,974	549,557	23,049,786	21,?49,051	24,62?,?91	23,035,119	25,580,682	23,761,5??
Food group	33,?1?	2,?33,62?	[illegible]	91,19?	66,690	89,600	67,529	91,102	65,735	2,952,507	2,673,44?	3,101,833	2,810,328	3,139,3?1	2,822,?74
Grocery stores, without fresh meat	?,?72	28?,199	9,?62	6,790	4,401	7,089	4,744	7,124	4,470	187,712	159,401	201,78?	171,462	193,698	[illegible]
Grocery stores, with fresh meat	22,???	2,?06,??5	1??,833	62,976	45,540	60,840	44,879	62,501	4?,836	1,972,184	1,764,461	2,062,48?	1,849,242	2,100,237	1,8??,282
Meat markets, fish markets	1,12?	72,480	?,291	1,915	1,526	1,875	1,549	1,989	1,622	75,446	69,486	77,858	71,780	81,104	75,11?
Fruit stores, vegetable markets	(2)	(2)	(2)	(2)	(2)	(2)	(2)	(2)	(2)	(2)	(2)	(2)	(2)	(2)	(2)
Candy, nut, confectionery stores	1,34?	3?,29?	2,839	2,032	1,428	2,010	1,379	2,281	1,529	49,672	43,632	48,347	41,433	??,?98	47,?47
Dairy products stores, milk dealers	1,?6?	1?9,760	20,?95	7,434	6,704	8,295	7,429	7,519	6,739	379,146	370,149	410,072	399,203	394,7??	386,25?
Bakery products stores	1,?41	[illegible]	10,024	6,641	5,121	7,111	5,573	7,119	5,480	189,962	172,651	208,230	188,427	208,699	189,?71
Egg, poultry dealers	42?	24,830	85?	602	387	620	411	839	539	14,733	12,480	15,694	13,261	22,0??	19,117
All other food stores	?3?	22,134	?,701	1,418	1,279	1,382	1,255	1,393	1,252	71,810	70,198	65,902	64,194	71,439	69,611
Eating and drinking places	3?,???	959,368	1?5,282	10?,080	86,382	116,872	94,964	117,981	95,069	2,860,567	2,616,597	3,1??,???	2,877,552	3,204,647	2,917,144
Eating places	19,6??	54?,260	106,269	78,340	64,006	86,988	70,973	87,231	70,800	1,952,582	1,780,645	2,173,440	1,972,786	2,193,491	1,9??,98?
Drinking places	15,8??	41?,108	49,013	27,740	22,376	29,884	23,991	30,750	24,269	907,985	83?,?52	987,370	904,766	1,011,156	922,1??
General stores	2,224	147,698	7,593	5,145	4,079	5,364	4,189	5,352	4,076	140,156	128,909	148,533	134,044	148,397	133,196
General merchandise group	5,208	1,580,422	211,989	109,446	84,580	108,383	86,665	126,774	93,025	3,753,037	3,435,515	3,913,471	3,586,573	4,331,018	3,887,77?
Department stores	278	1,006,685	14?,501	64,872	54,472	65,161	55,071	74,572	59,461	2,525,658	2,352,882	2,681,271	2,493,639	2,958,960	2,708,403
Dry goods, general merchandise stores	2,74?	368,31?	36,860	20,376	15,837	21,063	16,601	23,775	17,413	702,813	652,870	694,177	636,529	757,541	684,95?
Variety stores	2,1??	204,927	29,?28	24,198	14,271	22,159	14,993	28,427	16,151	524,566	429,763	538,023	456,405	615,117	494,?41
Apparel group	8,?78	771,015	88,999	43,095	34,353	42,533	34,985	47,155	37,131	1,571,651	1,453,240	1,598,122	1,489,105	1,784,651	1,642,61?
Men's, boys' clothing, furnishings stores	2,1??	189,251	18,977	7,323	6,161	7,374	6,298	7,875	6,432	330,138	312,803	337,307	320,268	379,504	35?,742
Family clothing stores	1,0??	165,788	20,353	9,768	7,827	9,777	8,006	11,080	8,573	348,538	324,592	355,963	332,253	408,676	374,745
Women's ready-to-wear stores	2,508	259,895	30,094	16,781	13,425	16,255	13,374	18,383	14,586	547,322	500,888	545,330	503,537	617,048	562,282
Millinery stores	393	5,911	888	788	464	594	416	711	465	17,550	14,460	14,687	13,014	17,117	14,41?
Other apparel accessory, specialty stores	225	10,678	1,187	737	434	744	414	823	448	21,076	17,563	21,557	17,454	22,635	18,289
Shoe stores	1,765	104,062	10,434	4,950	3,675	4,844	3,866	5,016	3,727	190,294	175,251	195,976	182,888	194,274	179,077
Custom tailors	(2)	(2)	(2)	(2)	(2)	(2)	(2)	(2)	(2)	(2)	(2)	(2)	(2)	(2)	(2)
Furriers, fur shops	17?	17,440	3,700	1,202	1,094	1,441	1,343	1,556	1,451	54,927	51,766	66,736	63,830	79,064	76,037
All other apparel stores	(2)	(2)	(2)	(2)	(2)	(2)	(2)	(2)	(2)	(2)	(2)	(2)	(2)	(2)	(2)
Furniture, furnishings, appliance group	3,513	627,751	83,050	33,090	29,979	34,363	31,251	35,191	31,883	1,543,531	1,491,659	1,655,982	1,598,584	1,678,673	1,619,568
Furniture stores	2,754	315,575	39,320	14,626	13,549	14,836	13,788	15,325	14,160	698,433	680,214	729,120	710,347	763,896	742,84?
Floor covering, drapery stores	405	28,495	4,732	1,715	1,562	1,778	1,585	1,831	1,633	82,385	79,363	85,670	81,860	87,348	83,84?
Other home furnishing stores	558	29,979	8,022	3,736	3,657	4,182	4,094	4,172	4,077	147,776	146,759	162,078	159,904	167,443	165,74?
Household appliance stores	4,226	239,215	29,398	12,223	10,546	12,781	11,141	13,048	11,335	581,576	553,957	647,221	617,038	626,576	595,?77
Radio stores	(2)	(2)	(2)	(2)	(2)	(2)	(2)	(2)	(2)	(2)	(2)	(2)	(2)	(2)	(2)
Automotive group	11,582	2,269,966	195,747	67,188	64,272	70,247	67,152	72,189	68,757	3,474,159	3,413,990	3,776,492	3,706,109	3,93?,?01	3,859,241
Motor vehicle (new and used) dealers	6,528	1,847,779	168,268	56,315	54,477	58,543	56,735	60,571	58,571	2,977,677	2,935,277	3,220,075	3,173,114	3,388,949	3,341,157
Motor vehicle (used) dealers	1,753	228,463	7,799	2,818	2,614	3,043	2,795	2,951	2,744	140,186	136,410	155,927	150,882	149,970	145,911
Tire, battery, accessory dealers	2,862	156,474	17,412	7,289	6,492	7,773	6,831	7,924	6,781	315,778	302,933	351,669	335,424	349,784	331,49?
All other automotive dealers	(2)	(2)	(2)	(2)	(2)	(2)	(2)	(2)	(2)	(2)	(2)	(2)	(2)	(2)	(2)
Gasoline service stations	13,480	832,124	55,887	28,646	23,500	30,836	25,415	31,103	25,332	1,042,255	962,739	1,144,067	1,058,700	1,154,639	1,060,794
Lumber, building, hardware group	13,912	1,392,147	168,635	68,434	61,268	73,217	65,130	72,895	65,063	3,019,707	2,869,146	3,34?,188	3,179,687	3,371,686	3,199,943
Lumber yards, building materials dealers	4,941	701,832	63,952	23,497	20,583	25,359	22,303	25,288	22,192	1,095,262	1,029,033	1,217,808	1,147,264	1,242,679	1,167,802
Plumbing, paint, electrical stores	2,878	153,330	26,439	9,666	8,706	10,414	9,709	10,221	9,344	462,950	442,938	546,983	530,082	527,911	506,505
Hardware stores	6,239	383,727	31,047	14,784	13,074	15,699	13,631	15,779	13,568	567,753	538,776	602,774	566,187	612,542	577,226
Farm equipment dealers	5,854	753,258	47,197	20,487	18,905	21,745	19,487	21,607	19,959	893,742	858,399	978,623	936,154	988,554	948,410
Drug and proprietary stores	6,185	412,104	44,879	23,265	21,211	30,330	23,488	30,160	22,319	811,778	719,499	910,578	813,722	891,168	783,264
Drug stores	5,053	376,284	42,072	2?,241	19,855	28,154	21,835	27,927	20,813	764,293	679,122	856,500	765,572	835,644	736,144
Proprietary stores	1,132	35,820	2,807	2,024	1,356	2,176	1,653	2,233	1,506	47,485	40,377	54,078	48,150	55,524	47,120
Liquor stores	3,122	203,023	9,622	4,789	3,980	4,949	4,102	5,071	4,190	181,742	171,501	188,803	177,470	192,991	180,581
Second-hand stores	(2)	(2)	(2)	(2)	(2)	(2)	(2)	(2)	(2)	(2)	(2)	(2)	(2)	(2)	(2)
Other retail stores	14,526	981,734	86,796	40,876	35,488	39,785	34,925	41,766	35,917	1,656,748	1,573,043	1,637,445	1,560,973	1,711,780	1,617,097
Fuel, fuel oil dealers	1,603	154,858	16,638	7,905	6,845	6,440	5,658	7,821	6,691	355,520	335,196	291,553	276,847	344,006	322,818
Ice dealers	(2)	(2)	(2)	(2)	(2)	(2)	(2)	(2)	(2)	(2)	(2)	(2)	(2)	(2)	(2)
Feed, farm, garden supply stores	3,605	441,604	18,011	9,603	8,530	9,278	8,187	9,106	8,081	360,626	342,969	358,912	340,724	348,114	330,255
Jewelry stores	2,328	104,903	13,985	5,438	4,931	5,523	5,035	5,911	5,295	256,698	248,066	264,209	255,412	280,961	269,632
Book, stationery stores	488	42,608	7,545	3,507	3,053	3,508	3,131	3,589	3,051	137,940	132,991	138,490	134,385	142,374	136,724
Sporting goods stores, bicycle stores	694	29,804	2,575	1,072	947	1,239	986	1,111	990	46,314	44,253	46,117	44,155	46,599	44,371
Florists	862	31,469	5,259	2,779	2,278	2,498	2,221	2,844	2,341	97,607	89,229	92,137	86,969	102,345	93,805
Cigar stores and stands	653	25,913	1,801	1,193	932	1,224	964	1,242	932	34,196	31,283	36,431	33,432	34,617	31,330
News dealers, newsstands	(2)	(2)	(2)	(2)	(2)	(2)	(2)	(2)	(2)	(2)	(2)	(2)	(2)	(2)	(2)
Gift, novelty, souvenir stores	(2)	(2)	(2)	(2)	(2)	(2)	(2)	(2)	(2)	(2)	(2)	(2)	(2)	(2)	(2)
Music stores	540	40,921	5,405	2,452	2,169	2,346	2,171	2,477	2,188	95,874	91,709	95,516	92,055	103,497	98,060
All other retail stores	2,318	85,940	12,532	5,191	4,640	5,536	5,004	5,701	5,022	224,119	214,293	247,735	237,583	254,339	241,510

See footnotes at end of table.

Table 13B.—PAID EMPLOYEES AND WEEKLY PAY ROLL FOR SELECTED WORKWEEKS—GEOGRAPHIC DIVISION, BY KIND OF BUSINESS: 1948[1]—Continued

SOUTH ATLANTIC

STORES, SALES, ANNUAL PAY ROLL, AND PAID EMPLOYEES AND WEEKLY PAY ROLL

[Data based on sample. See text for description of sample and other explanatory material.]

Kind of business	Stores (Number)	Sales, entire year (Thousand dollars)	Pay roll, entire year (Thousand dollars)	Paid employees, workweek ended nearest— March 15 Total (Number)	March 15 Full workweek (Number)	July 15 Total (Number)	July 15 Full workweek (Number)	Nov. 15 Total (Number)	Nov. 15 Full workweek (Number)	Pay roll, workweek ended nearest— March 15 Total (Dollars)	March 15 Full workweek (Dollars)	July 15 Total (Dollars)	July 15 Full workweek (Dollars)	Nov. 15 Total (Dollars)	Nov. 15 Full workweek (Dollars)
Geographic division, total	222,923	14,880,723	1,490,779	775,221	659,618	772,295	664,991	832,133	700,421	27,426,674	25,965,594	28,103,218	26,654,968	30,060,556	28,375,919
Food group	76,444	3,402,744	191,487	113,366	86,320	108,274	83,269	114,747	86,532	3,626,082	3,314,829	3,673,980	3,369,387	3,887,217	3,554,125
Grocery stores, without fresh meat	30,729	419,071	11,878	9,007	6,061	9,123	6,133	9,295	6,326	227,763	197,219	231,690	199,188	236,455	204,463
Grocery stores, with fresh meat	34,953	2,583,153	131,129	80,926	60,053	75,844	56,806	81,359	59,289	2,485,270	2,248,397	2,519,469	2,287,735	2,682,455	2,427,757
Meat markets, fish markets	2,242	81,161	5,248	2,940	2,240	2,923	2,297	3,227	2,507	95,751	86,591	96,415	88,446	110,030	100,447
Fruit stores, vegetable markets	(2)	(2)	(2)	(2)	(2)	(2)	(2)	(2)	(2)	(2)	(2)	(2)	(2)	(2)	(2)
Candy, nut, confectionery stores	3,643	55,807	4,667	3,456	2,793	3,123	2,599	3,394	2,766	93,517	86,053	86,314	80,365	94,795	87,428
Dairy products stores, milk dealers	711	136,152	23,605	8,770	8,220	9,436	8,834	8,726	8,200	430,167	421,153	460,112	450,237	439,225	427,970
Bakery products stores	1,336	37,876	7,057	4,327	3,744	4,075	3,450	4,938	4,244	141,943	133,945	132,707	125,080	166,910	157,592
Egg, poultry dealers	522	23,478	1,130	819	518	793	543	836	565	21,231	17,269	21,642	18,103	22,971	19,188
All other food stores	644	37,201	5,410	2,100	1,923	2,097	1,950	2,129	1,983	99,093	96,429	99,922	97,622	107,111	104,702
Eating and drinking places	38,423	1,007,341	163,821	122,672	106,722	126,558	109,710	132,744	115,227	3,199,779	2,999,074	3,267,894	3,051,063	3,487,517	3,254,643
Eating places	26,259	738,199	132,476	101,981	88,920	104,850	91,307	110,109	96,015	2,593,460	2,427,563	2,648,452	2,472,567	2,823,921	2,636,609
Drinking places	12,164	269,142	31,345	20,691	17,802	21,708	18,403	22,635	19,212	606,319	571,511	619,442	578,496	663,596	618,034
General stores	5,535	287,752	17,336	9,512	7,969	9,595	8,155	9,572	8,118	317,340	299,570	332,078	315,410	339,648	322,055
General merchandise group	7,385	1,876,967	259,666	152,574	119,083	144,632	111,411	175,896	132,541	4,634,529	4,273,066	4,616,238	4,279,167	5,447,096	4,978,911
Department stores	414	1,097,545	168,295	84,683	73,221	79,940	70,000	96,079	81,287	3,074,926	2,881,824	2,994,949	2,820,912	3,621,892	3,376,420
Dry goods, general merchandise stores	4,475	422,327	41,680	24,643	19,198	24,192	19,152	28,184	20,771	727,805	683,822	745,103	695,392	825,053	762,330
Variety stores	2,496	357,095	49,691	43,248	26,664	40,500	27,259	51,633	30,483	831,798	707,420	876,186	762,863	1,000,151	840,161
Apparel group	12,308	1,080,052	121,245	61,519	50,341	56,969	47,304	64,423	51,951	2,265,398	2,139,932	2,160,074	2,042,598	2,363,342	2,225,068
Men's, boys' clothing, furnishings stores	2,589	226,613	25,203	9,294	8,124	9,141	8,063	9,669	8,260	433,060	416,833	426,970	411,441	456,410	438,319
Family clothing stores	2,367	240,218	25,847	13,963	11,504	13,003	10,739	14,956	11,960	503,144	477,356	484,060	458,913	535,220	501,419
Women's ready-to-wear stores	3,505	385,653	43,609	25,116	20,663	22,887	19,111	26,497	21,585	821,162	772,401	745,551	701,169	865,872	813,761
Millinery stores	464	11,547	1,651	1,368	1,051	919	783	1,130	929	36,407	33,256	27,600	25,824	31,795	29,748
Other apparel accessory, specialty stores	431	18,393	2,487	1,373	962	1,258	895	1,341	932	44,234	43,282	45,888	40,299	47,077	40,982
Shoe stores	1,726	151,676	17,408	7,940	5,920	7,406	5,689	8,039	5,890	321,903	300,899	338,325	317,769	315,786	294,834
Custom tailors	(2)	(2)	(2)	(2)	(2)	(2)	(2)	(2)	(2)	(2)	(2)	(2)	(2)	(2)	(2)
Furriers, fur shops	(2)	(2)	(2)	(2)	(2)	(2)	(2)	(2)	(2)	(2)	(2)	(2)	(2)	(2)	(2)
All other apparel stores	783	27,266	2,212	1,371	1,084	1,329	1,050	1,580	1,239	42,977	39,687	41,342	37,599	48,327	44,070
Furniture, furnishings, appliance group	9,967	837,989	117,505	46,727	43,909	48,360	45,421	50,658	47,415	2,116,965	2,066,990	2,257,644	2,203,528	2,331,765	2,271,081
Furniture stores	4,451	478,787	61,765	24,363	23,202	24,530	23,472	25,493	24,345	1,116,357	1,098,907	1,157,430	1,140,249	1,202,461	1,183,759
Floor covering, drapery stores	594	39,023	6,864	2,538	2,314	2,943	2,639	3,105	2,792	118,865	113,387	133,923	126,900	145,579	138,774
Other home furnishing stores	1,250	50,787	12,424	5,440	5,261	6,026	5,714	6,287	5,989	229,134	226,481	247,643	242,110	261,974	256,558
Household appliance stores	3,142	240,406	33,499	13,068	11,398	13,633	12,508	14,425	13,185	595,580	574,180	665,739	643,830	664,511	641,055
Radio stores	530	28,986	2,953	1,318	1,134	1,228	1,088	1,348	1,104	57,029	54,035	53,109	50,439	57,240	50,935
Automotive group	10,166	2,394,189	229,314	79,775	67,050	84,772	81,862	86,009	82,796	3,984,605	3,916,762	4,247,417	4,178,408	4,447,779	4,371,628
Motor vehicle (new and used) dealers	5,169	1,873,388	192,658	64,730	53,159	68,831	67,214	69,769	67,960	3,313,479	3,267,171	3,518,568	3,474,421	3,712,326	3,661,512
Motor vehicle (used) dealers	2,043	294,716	11,076	4,033	3,760	4,199	3,968	4,376	4,130	200,608	194,549	210,181	204,724	223,950	218,481
Tire, battery, accessory dealers	2,487	185,124	22,274	9,833	9,035	10,418	9,459	10,587	9,508	410,266	396,911	448,847	432,285	446,048	427,563
All other automotive dealers	467	40,961	3,306	1,179	1,096	1,324	1,221	1,277	1,198	60,252	58,131	69,821	66,978	65,455	64,072
Gasoline service stations	26,004	809,399	66,425	36,921	31,728	38,466	33,324	40,155	34,569	1,274,935	1,195,079	1,343,103	1,262,027	1,417,623	1,330,110
Lumber, building, hardware group	8,099	1,045,404	117,702	49,529	46,375	51,593	48,371	51,537	48,177	2,134,327	2,067,535	2,267,697	2,198,501	2,268,579	2,196,763
Lumber yards, building materials dealers	1,450	471,022	59,427	24,587	22,946	25,647	23,936	25,060	23,439	1,052,148	1,013,906	1,108,554	1,070,240	1,099,637	1,060,981
Plumbing, paint, electrical stores	1,429	88,788	14,065	5,768	5,353	6,074	5,732	6,188	5,799	256,971	246,582	282,377	274,079	289,682	280,976
Hardware stores	3,622	325,650	31,441	13,773	12,924	14,148	13,243	14,481	13,362	586,361	573,195	618,543	601,418	617,474	598,976
Farm equipment dealers	1,098	159,944	12,769	5,401	5,152	5,724	5,460	5,808	5,577	238,847	233,852	258,223	252,764	261,786	255,830
Drug and proprietary stores	6,468	506,825	67,744	38,927	33,241	39,948	34,421	40,142	34,008	1,288,410	1,209,293	1,339,503	1,254,935	1,342,993	1,253,193
Drug stores	5,043	460,304	63,385	35,642	30,628	36,354	31,587	36,400	31,000	1,205,618	1,134,614	1,250,382	1,174,511	1,249,211	1,167,414
Proprietary stores	1,425	46,521	4,359	3,285	2,613	3,594	2,834	3,742	3,008	82,792	74,679	89,121	80,424	93,782	85,779
Liquor stores	3,904	448,422	16,640	7,253	6,544	7,514	6,740	7,630	6,818	309,160	298,100	317,451	305,252	322,907	310,483
Second-hand stores	1,778	40,348	4,708	2,529	2,153	2,504	2,242	2,550	2,279	90,480	84,139	89,540	85,106	95,392	90,519
Other retail stores	16,442	1,143,291	117,186	53,917	48,183	53,110	47,761	56,070	49,990	2,184,664	2,101,225	2,190,399	2,109,586	2,308,698	2,217,340
Fuel, fuel oil dealers	1,775	206,282	25,075	11,538	10,320	10,801	9,747	11,852	10,586	484,649	465,701	464,876	448,319	514,719	494,426
Ice dealers	343	23,867	4,682	2,371	2,091	2,876	2,558	2,404	2,129	85,932	82,147	103,568	99,026	86,596	82,962
Feed, farm, garden supply stores	2,988	429,101	20,242	10,394	9,433	9,948	9,077	10,356	9,485	382,356	368,080	378,735	365,318	395,361	381,382
Jewelry stores	2,439	150,725	23,714	8,646	8,171	8,614	8,198	9,509	8,887	422,049	413,235	430,152	422,636	459,751	448,942
Book, stationery stores	570	52,859	10,242	4,470	4,164	4,465	4,203	4,764	4,436	185,290	180,636	182,484	178,377	197,899	192,538
Sporting goods stores, bicycle stores	(2)	(2)	(2)	(2)	(2)	(2)	(2)	(2)	(2)	(2)	(2)	(2)	(2)	(2)	(2)
Florists	1,733	44,818	6,680	4,051	3,178	3,824	3,114	3,969	3,187	128,591	117,370	126,267	116,517	129,288	118,904
Cigar stores and stands	600	39,917	2,693	1,304	1,189	1,330	1,192	1,342	1,199	49,129	47,391	51,530	49,589	52,335	50,137
News dealers, newsstands	652	21,333	1,566	1,316	955	1,289	949	1,299	944	32,197	30,096	32,294	30,327	32,254	29,952
Gift, novelty, souvenir stores	1,332	17,236	1,484	973	797	951	745	1,121	873	30,635	28,160	27,832	25,005	30,502	26,962
Music stores	646	35,418	4,757	1,972	1,719	2,014	1,766	2,154	1,886	85,536	82,160	87,895	83,594	94,242	91,154
All other retail stores	2,631	93,163	13,377	5,876	5,214	5,925	5,189	6,216	5,356	253,663	242,208	256,638	243,406	261,248	251,395

See footnotes at end of table.

TABLE 13B.—PAID EMPLOYEES AND WEEKLY PAY ROLL FOR SELECTED WORKWEEKS GEOGRAPHIC DIVISION, BY KIND OF BUSINESS 1948—Continued

EAST SOUTH CENTRAL

STORES, SALES, ANNUAL PAY ROLL, AND PAID EMPLOYEES AND WEEKLY PAY ROLL

[Data based on sample See text for description of sample and other explanatory material.]

Kind of business	Stores (Number)	Sales, entire year (Thousand dollars)	Pay roll, entire year (Thousand dollars)	Paid employees, workweek ended nearest — March 15, Total (Number)	March 15, Full workweek (Number)	July 15, Total (Number)	July 15, Full workweek (Number)	Nov. 15, Total (Number)	Nov. 15, Full workweek (Number)	Pay roll, workweek ended nearest — March 15, Total (Dollars)	March 15, Full workweek (Dollars)	July 15, Total (Dollars)	July 15, Full workweek (Dollars)	Nov. 15, Total (Dollars)	Nov. 15, Full workweek (Dollars)
Geographic division, total	[illegible]	[illegible]	[illegible]	[illegible]	[illegible]	[illegible]	281,384	[illegible]	294,188	[illegible]	[illegible]	[illegible]	[illegible]	[illegible]	[illegible]
Food group	[illegible]	[illegible]	[illegible]	[illegible]	34,235	46,551	[illegible]	[illegible]	34,863	1,341,764	[illegible]	[illegible]	[illegible]	[illegible]	[illegible]
Grocery stores, without fresh meat	[illegible]	[illegible]	3,924	[illegible]	2,263	3,962	2,332	4,401	2,607	[illegible]	[illegible]	[illegible]	[illegible]	[illegible]	[illegible]
Grocery stores, with fresh meat	[illegible]	[illegible]	[illegible]	34,857	25,811	35,444	26,819	37,760	27,782	[illegible]	[illegible]	[illegible]	[illegible]	[illegible]	[illegible]
Meat markets, fish markets	[illegible]	[illegible]	1,074	627	527	615	521	636	532	19,825	18,447	[illegible]	[illegible]	[illegible]	[illegible]
Fruit stores, vegetable markets	[illegible]	(2)	(2)	(2)	(2)	(2)	(2)	(2)	(2)	(2)	(2)	(2)	[illegible]	[illegible]	[illegible]
Candy, nut, confectionery stores	[illegible]	[illegible]	[illegible]	883	682	[illegible]	669	964	757	22,618	20,294	[illegible]	[illegible]	[illegible]	[illegible]
Dairy products stores, milk dealers	[illegible]	[illegible]	[illegible]	2,472	2,365	2,876	2,681	2,740	2,594	106,407	104,718	[illegible]	[illegible]	[illegible]	[illegible]
Bakery products stores	[illegible]	(2)	(2)	(2)	(2)	(2)	(2)	(2)	(2)	(2)	(2)	(2)	[illegible]	[illegible]	[illegible]
Egg, poultry dealers	[illegible]	(2)	(2)	(2)	(2)	(2)	(2)	(2)	(2)	(2)	(2)	(2)	[illegible]	[illegible]	[illegible]
All other food stores	[illegible]	[illegible]	2,266	794	789	799	[illegible]	788	783	41,836	41,717	41,483	[illegible]	[illegible]	[illegible]
Eating and drinking places	[illegible]	[illegible]	[illegible]	48,928	42,007	52,855	45,905	55,840	47,852	1,040,041	[illegible]	[illegible]	[illegible]	[illegible]	[illegible]
Eating places	[illegible]	[illegible]	44,688	40,368	34,959	43,574	38,288	46,005	39,894	830,746	[illegible]	[illegible]	[illegible]	[illegible]	[illegible]
Drinking places	[illegible]	[illegible]	11,601	8,570	7,048	9,281	[illegible]	9,835	7,958	209,295	[illegible]	[illegible]	[illegible]	[illegible]	[illegible]
General stores	[illegible]	[illegible]	[illegible]	5,967	4,925	5,977	4,975	6,248	5,184	172,659	162,413	176,824	[illegible]	[illegible]	[illegible]
General merchandise group	[illegible]	[illegible]	[illegible]	57,377	44,644	56,334	44,797	66,728	49,817	1,654,582	1,531,749	1,714,446	1,598,046	[illegible]	[illegible]
Department stores	135	[illegible]	[illegible]	27,244	23,915	26,670	23,680	30,956	26,679	973,565	923,422	1,007,459	953,659	[illegible]	[illegible]
Dry goods, general merchandise stores	[illegible]	[illegible]	21,882	13,942	10,880	14,072	10,997	15,930	11,811	386,330	359,804	[illegible]	[illegible]	[illegible]	[illegible]
Variety stores	1,222	[illegible]	17,412	16,191	9,849	15,592	10,120	19,842	11,327	294,687	248,523	[illegible]	[illegible]	[illegible]	[illegible]
Apparel group	[illegible]	[illegible]	45,916	25,734	20,915	24,567	20,225	28,225	22,239	823,566	777,683	796,105	[illegible]	[illegible]	[illegible]
Men's, boys' clothing, furnishings stores	[illegible]	82,958	8,002	3,464	3,026	3,431	2,991	3,747	3,223	139,833	134,800	136,690	131,247	151,462	145,422
Family clothing stores	1,369	131,562	12,190	7,437	6,091	7,388	6,087	8,647	6,635	215,405	204,460	218,878	207,673	244,627	[illegible]
Women's ready-to-wear stores	[illegible]	153,878	17,486	9,959	8,268	9,365	7,847	10,965	8,931	307,907	291,025	294,627	279,131	335,933	[illegible]
Millinery stores	(2)	(2)	(2)	(2)	(2)	(2)	(2)	(2)	(2)	(2)	(2)	(2)	(2)	(2)	(2)
Other apparel accessory, specialty stores	(2)	(2)	(2)	(2)	(2)	(2)	(2)	(2)	(2)	(2)	(2)	(2)	(2)	(2)	(2)
Shoe stores	[illegible]	56,154	5,844	3,286	2,321	3,022	2,260	3,252	2,219	110,941	102,652	104,946	97,627	105,978	[illegible]
Custom tailors	(2)	(2)	(2)	(2)	(2)	(2)	(2)	(2)	(2)	(2)	(2)	(2)	(2)	(2)	(2)
Furriers, fur shops	(2)	(2)	(2)	(2)	(2)	(2)	(2)	(2)	(2)	(2)	(2)	(2)	(2)	(2)	(2)
All other apparel stores	(2)	(2)	(2)	(2)	(2)	(2)	(2)	(2)	(2)	(2)	(2)	(2)	(2)	(2)	(2)
Furniture, furnishings, appliance group	4,705	352,351	43,297	19,276	18,075	19,857	18,561	20,269	19,010	779,665	761,847	840,520	[illegible]	[illegible]	[illegible]
Furniture stores	2,319	218,010	24,960	10,998	10,518	11,036	10,504	11,188	10,690	443,673	437,216	464,739	[illegible]	481,268	[illegible]
Floor covering, drapery stores	(2)	(2)	(2)	(2)	(2)	(2)	(2)	(2)	(2)	(2)	(2)	(2)	(2)	(2)	(2)
Other home furnishing stores	366	11,146	2,993	1,311	1,216	1,423	1,338	1,398	1,294	62,687	61,665	[illegible]	66,653	66,267	[illegible]
Household appliance stores	1,657	106,966	12,841	5,934	5,373	6,255	5,645	6,469	5,900	231,850	222,356	258,553	247,364	252,944	243,122
Radio stores	(2)	(2)	(2)	(2)	(2)	(2)	(2)	(2)	(2)	(2)	(2)	(2)	(2)	(2)	(2)
Automotive group	[illegible]	1,174,266	98,237	37,514	35,998	39,023	37,479	40,277	38,601	1,776,263	1,744,947	1,905,738	1,870,921	2,018,732	[illegible]
Motor vehicle (new and used) dealers	[illegible]	927,436	82,238	30,371	29,521	31,261	30,452	32,495	31,573	1,488,627	1,467,683	1,579,587	1,557,327	1,686,332	[illegible]
Motor vehicle (used) dealers	833	[illegible]	4,971	1,976	1,810	2,105	1,894	2,128	1,923	93,475	90,325	101,392	96,930	103,320	99,084
Tire, battery, accessory dealers	1,369	[illegible]	10,418	4,861	4,369	5,336	4,821	5,418	4,882	182,547	175,460	211,548	203,599	219,291	[illegible]
All other automotive dealers	(2)	(2)	(2)	(2)	(2)	(2)	(2)	(2)	(2)	(2)	(2)	(2)	(2)	(2)	(2)
Gasoline service stations	10,752	[illegible]	26,537	17,168	14,366	18,430	15,485	18,673	15,825	512,538	473,916	556,350	514,289	573,806	[illegible]
Lumber, building, hardware group	[illegible]	547,455	[illegible]	25,655	23,928	27,104	25,332	27,144	25,134	1,032,591	996,187	1,143,237	[illegible]	1,145,113	[illegible]
Lumber yards, building materials dealers	1,269	220,012	27,002	12,219	11,309	13,013	12,055	12,771	11,705	[illegible]	481,666	571,111	547,510	556,380	[illegible]
Plumbing, paint, electrical stores	738	42,093	7,008	2,886	2,593	3,250	2,921	3,379	3,044	118,620	112,173	140,368	132,727	145,856	137,828
Hardware stores	2,014	168,062	12,742	6,493	6,109	6,632	6,295	6,761	6,294	248,374	243,603	259,295	254,734	264,721	[illegible]
Farm equipment dealers	855	117,288	8,780	4,057	3,917	4,209	4,061	4,233	4,091	161,850	158,745	172,463	169,388	178,156	175,021
Drug and proprietary stores	[illegible]	216,166	24,618	15,985	13,101	16,416	13,543	16,284	13,271	458,450	423,873	474,291	438,406	470,487	[illegible]
Drug stores	2,679	199,251	23,392	14,947	12,307	15,343	12,748	15,201	12,482	433,660	[illegible]	[illegible]	415,707	[illegible]	[illegible]
Proprietary stores	(2)	(2)	(2)	(2)	(2)	(2)	(2)	(2)	(2)	(2)	(2)	(2)	(2)	(2)	(2)
Liquor stores	1,013	122,734	3,879	1,834	1,680	1,872	1,713	1,857	1,706	74,224	72,373	75,434	[illegible]	76,065	[illegible]
Second-hand stores	829	16,613	2,089	1,118	834	1,136	942	1,211	959	42,882	33,505	40,445	[illegible]	43,429	[illegible]
Other retail stores	[illegible]	369,172	37,124	18,747	16,693	18,810	16,863	19,884	17,727	679,770	651,464	704,602	677,667	737,556	705,728
Fuel, fuel oil dealers	963	65,790	7,939	4,106	3,586	3,797	3,308	4,599	4,075	144,185	135,744	139,997	132,058	166,470	[illegible]
Ice dealers	213	6,660	1,416	665	579	988	810	667	564	25,721	24,769	34,993	33,108	24,874	[illegible]
Feed, farm, garden supply stores	1,396	138,748	6,025	3,524	3,126	3,529	3,179	3,602	3,179	114,976	109,569	118,263	113,223	121,883	115,141
Jewelry stores	1,012	61,736	9,358	3,775	3,596	3,771	3,629	4,016	3,822	162,469	160,014	166,043	164,185	174,401	171,420
Book, stationery stores	164	11,056	1,714	960	904	893	848	980	915	31,585	30,960	31,153	30,607	33,428	32,700
Sporting goods stores, bicycle stores	(2)	(2)	(2)	(2)	(2)	(2)	(2)	(2)	(2)	(2)	(2)	(2)	(2)	(2)	(2)
Florists	(2)	(2)	(2)	(2)	(2)	(2)	(2)	(2)	(2)	(2)	(2)	(2)	(2)	(2)	(2)
Cigar stores and stands	160	7,581	491	298	262	301	255	279	248	9,808	9,412	9,928	9,515	9,539	9,202
News dealers, newsstands	(2)	(2)	(2)	(2)	(2)	(2)	(2)	(2)	(2)	(2)	(2)	(2)	(2)	(2)	(2)
Gift, novelty, souvenir stores	(2)	(2)	(2)	(2)	(2)	(2)	(2)	(2)	(2)	(2)	(2)	(2)	(2)	(2)	(2)
Music stores	216	11,876	1,692	746	664	745	668	809	699	29,834	28,659	32,546	[illegible]	33,271	31,754
All other retail stores	843	28,483	4,291	2,122	1,988	2,204	2,106	2,334	2,170	80,329	78,790	87,210	85,164	89,170	[illegible]

See footnotes at end of table.

Table 13B.—PAID EMPLOYEES AND WEEKLY PAY ROLL FOR SELECTED WORKWEEKS—GEOGRAPHIC DIVISION, BY KIND OF BUSINESS: 1948[1]—Continued

WEST SOUTH CENTRAL

STORES, SALES, ANNUAL PAY ROLL, AND PAID EMPLOYEES AND WEEKLY PAY ROLL

[Data based on sample. See text for description of sample and other explanatory material.]

Kind of business	Stores (Number)	Sales, entire year (Thousand dollars)	Pay roll, entire year (Thousand dollars)	Paid employees, workweek ended nearest— March 15 Total (Number)	March 15 Full workweek (Number)	July 15 Total (Number)	July 15 Full workweek (Number)	Nov. 15 Total (Number)	Nov. 15 Full workweek (Number)	Pay roll, workweek ended nearest— March 15 Total (Dollars)	March 15 Full workweek (Dollars)	July 15 Total (Dollars)	July 15 Full workweek (Dollars)	Nov. 15 Total (Dollars)	Nov. 15 Full workweek (Dollars)
Geographic division, total	169,545	11,067,896	1,032,111	538,762	468,223	554,298	485,256	590,442	506,796	18,737,730	17,826,687	19,956,391	19,002,150	21,008,103	19,901,004
Food group	50,275	2,426,895	120,451	69,142	54,923	70,545	56,679	73,657	57,915	2,267,458	2,106,253	2,400,769	2,228,083	2,464,226	2,274,750
Grocery stores, without fresh meat	18,010	291,380	8,068	5,753	4,303	5,990	4,520	5,998	4,434	153,252	136,306	172,262	154,349	162,532	144,740
Grocery stores, with fresh meat	27,757	1,964,238	90,632	52,818	41,190	53,447	42,352	56,377	43,349	1,704,895	1,574,594	1,803,810	1,664,780	1,857,251	1,703,157
Meat markets, fish markets	1,004	40,167	1,947	1,199	995	1,260	1,012	1,229	1,027	37,362	34,659	38,609	35,442	39,293	36,481
Fruit stores, vegetable markets	(2)	(2)	(2)	(2)	(2)	(2)	(2)	(2)	(2)	(2)	(2)	(2)	(2)	(2)	(2)
Candy, nut, confectionery stores	(2)	(2)	(2)	(2)	(2)	(2)	(2)	(2)	(2)	(2)	(2)	(2)	(2)	(2)	(2)
Dairy products stores, milk dealers	315	53,283	9,590	3,324	3,069	3,799	3,413	3,611	3,245	173,649	169,543	185,285	180,282	183,287	177,926
Bakery products stores	1,026	28,120	5,466	3,439	3,121	3,400	3,080	3,875	3,477	107,227	103,976	108,380	104,782	124,427	119,793
Egg, poultry dealers	(2)	(2)	(2)	(2)	(2)	(2)	(2)	(2)	(2)	(2)	(2)	(2)	(2)	(2)	(2)
All other food stores	198	12,729	2,813	1,105	1,064	1,137	1,113	1,207	1,165	53,514	52,947	54,495	54,120	58,150	57,477
Eating and drinking places	31,882	707,456	123,284	96,038	84,807	102,431	90,615	108,619	96,098	2,319,227	2,172,319	2,482,331	2,326,959	2,649,409	2,482,856
Eating places	19,978	514,353	100,959	79,727	70,882	84,435	75,283	89,843	80,063	1,903,962	1,788,460	2,026,862	1,907,073	2,177,243	2,046,292
Drinking places	11,904	193,103	22,325	16,311	13,925	17,996	15,332	18,776	16,035	415,265	383,859	455,469	419,886	472,166	436,564
General stores	(2)	(2)	(2)	(2)	(2)	(2)	(2)	(2)	(2)	(2)	(2)	(2)	(2)	(2)	(2)
General merchandise group	6,393	1,382,119	177,337	95,690	76,981	95,076	78,064	111,446	86,561	2,998,381	2,793,448	3,161,778	2,952,812	3,490,812	3,223,122
Department stores	201	739,412	109,272	49,279	44,175	48,590	43,622	55,847	49,148	1,861,576	1,770,592	1,961,396	1,860,891	2,136,166	2,022,416
Dry goods, general merchandise stores	3,913	428,173	39,372	21,495	17,398	22,488	18,030	25,518	19,197	661,764	624,597	701,578	656,928	784,943	723,845
Variety stores	2,279	214,534	28,693	24,916	15,408	23,998	16,412	30,081	18,216	475,041	398,259	498,804	434,993	569,703	476,861
Apparel group	7,063	697,043	73,515	36,824	31,224	36,782	31,516	42,149	34,884	1,238,232	1,176,438	1,235,757	1,175,582	1,408,011	1,329,966
Men's, boys' clothing, furnishings stores	1,279	127,989	12,934	5,027	4,426	5,110	4,580	5,701	4,964	221,630	214,491	227,330	221,040	261,318	252,529
Family clothing stores	1,540	196,109	20,756	10,822	9,325	10,933	9,410	12,624	10,253	367,483	353,059	369,718	353,981	410,545	389,942
Women's ready-to-wear stores	2,123	241,673	24,569	13,404	11,716	13,527	11,761	15,794	13,467	362,277	344,405	362,692	343,694	435,508	410,062
Millinery stores	(2)	(2)	(2)	(2)	(2)	(2)	(2)	(2)	(2)	(2)	(2)	(2)	(2)	(2)	(2)
Other apparel accessory, specialty stores	148	8,427	992	481	342	488	358	550	416	18,049	15,665	17,817	15,533	20,068	17,780
Shoe stores	1,017	91,468	10,208	4,640	3,413	4,399	3,453	4,827	3,560	194,094	179,743	186,432	173,762	197,297	184,985
Custom tailors	(2)	(2)	(2)	(2)	(2)	(2)	(2)	(2)	(2)	(2)	(2)	(2)	(2)	(2)	(2)
Furriers, fur shops	(2)	(2)	(2)	(2)	(2)	(2)	(2)	(2)	(2)	(2)	(2)	(2)	(2)	(2)	(2)
All other apparel stores	(2)	(2)	(2)	(2)	(2)	(2)	(2)	(2)	(2)	(2)	(2)	(2)	(2)	(2)	(2)
Furniture, furnishings, appliance group	7,245	573,051	71,658	29,358	27,568	31,955	30,179	32,670	30,676	1,276,810	1,236,962	1,404,989	1,361,835	1,475,028	1,427,324
Furniture stores	3,200	222,343	37,530	14,642	13,819	15,691	14,961	15,958	15,075	656,088	634,496	701,861	682,671	752,002	729,291
Floor covering, drapery stores	333	20,592	3,232	1,125	1,036	1,348	1,287	1,430	1,372	53,056	50,637	68,376	64,897	76,836	72,769
Other home furnishing stores	654	28,672	7,335	3,866	3,745	4,064	3,936	4,125	4,011	140,916	139,358	148,984	147,232	154,344	152,581
Household appliance stores	2,765	196,175	22,790	9,292	8,628	10,399	9,653	10,679	9,844	412,436	399,508	471,124	453,908	476,588	458,703
Radio stores	(2)	(2)	(2)	(2)	(2)	(2)	(2)	(2)	(2)	(2)	(2)	(2)	(2)	(2)	(2)
Automotive group	10,240	2,046,170	172,518	64,851	62,699	64,470	62,183	65,780	63,429	3,172,531	3,122,675	3,429,136	3,374,152	3,568,569	3,509,926
Motor vehicle (new and used) dealers	4,636	1,547,048	142,628	52,281	51,097	51,048	49,885	52,260	51,050	2,614,227	2,583,613	2,806,904	2,776,300	2,962,889	2,926,248
Motor vehicle (used) dealers	2,121	277,633	6,718	2,624	2,422	2,834	2,626	2,973	2,774	122,110	117,208	140,518	135,286	140,717	135,349
Tire, battery, accessory dealers	3,111	197,072	21,313	9,253	8,608	9,877	9,105	9,882	9,068	401,197	390,266	440,317	426,415	424,334	415,695
All other automotive dealers	(2)	(2)	(2)	(2)	(2)	(2)	(2)	(2)	(2)	(2)	(2)	(2)	(2)	(2)	(2)
Gasoline service stations	19,822	618,016	52,007	30,286	26,181	32,642	28,117	33,614	28,725	1,033,295	974,959	1,132,409	1,065,907	1,175,449	1,104,302
Lumber, building, hardware group	10,014	1,215,098	111,707	46,876	42,767	49,403	45,463	48,753	44,332	1,990,249	1,911,611	2,181,673	2,105,250	2,199,020	2,058,357
Lumber yards, building materials dealers	3,913	667,525	62,484	25,486	22,826	27,067	24,544	26,305	23,456	1,076,549	1,036,718	1,192,024	1,143,036	1,158,157	1,099,980
Plumbing, paint, electrical stores	1,492	87,668	12,984	5,022	4,508	5,598	5,043	5,423	4,910	230,604	218,401	272,028	259,838	265,352	254,[illegible]
Hardware stores	2,618	172,701	14,838	7,290	6,684	7,469	6,959	7,617	6,984	280,503	271,858	296,625	289,177	297,538	287,[illegible]
Farm equipment dealers	1,991	287,204	21,401	9,078	8,749	9,269	8,917	9,408	8,982	402,593	394,634	420,996	413,199	437,973	423,677
Drug and proprietary stores	5,909	370,050	44,383	28,293	24,063	29,539	25,456	30,005	25,544	839,151	785,339	893,631	837,546	894,357	842,828
Drug stores	4,594	333,083	41,410	25,655	22,103	26,823	23,338	26,936	23,266	783,983	735,478	833,464	783,[illegible]	835,381	786,[illegible]
Proprietary stores	(2)	(2)	(2)	(2)	(2)	(2)	(2)	(2)	(2)	(2)	(2)	(2)	(2)	(2)	(2)
Liquor stores	2,722	167,175	7,104	3,512	3,083	3,666	3,200	3,802	3,301	131,162	125,088	136,947	130,120	142,506	135,[illegible]
Second-hand stores	2,197	36,113	4,312	2,321	2,042	2,283	1,948	2,421	2,026	82,473	78,207	80,741	75,698	84,150	79,[illegible]
Other retail stores	11,423	650,999	65,216	29,332	26,685	29,261	26,658	30,953	27,960	1,221,051	1,184,093	1,245,399	1,207,918	1,316,226	1,[illegible]
Fuel, fuel oil dealers	631	61,730	8,000	3,475	3,235	3,273	3,035	3,449	3,210	169,038	164,855	156,317	152,292	166,899	162,[illegible]
Ice dealers	(2)	(2)	(2)	(2)	(2)	(2)	(2)	(2)	(2)	(2)	(2)	(2)	(2)	(2)	(2)
Feed, farm, garden supply stores	2,559	241,207	9,708	5,392	4,831	5,330	4,750	5,433	4,818	184,188	176,587	189,[illegible]	181,890	195,957	186,[illegible]
Jewelry stores	1,667	111,291	16,471	5,814	5,460	5,809	5,490	6,360	5,937	290,604	284,107	302,855	297,[illegible]	320,[illegible]	313,537
Book, stationery stores	469	35,235	5,468	2,722	2,573	2,800	2,695	3,079	2,901	116,660	114,545	124,739	123,[illegible]	132,837	124,[illegible]
Sporting goods stores, bicycle stores	561	25,610	2,130	971	815	979	891	926	840	38,294	37,089	40,543	38,857	42,584	4[illegible]
Florists	1,379	31,873	4,587	2,566	2,153	2,401	2,030	2,605	2,193	88,899	83,640	84,152	79,103	88,663	84,[illegible]
Cigar stores and stands	366	18,859	1,159	698	619	709	631	737	643	22,706	22,033	23,657	22,[illegible]	23,495	22,[illegible]
News dealers, newsstands	(2)	(2)	(2)	(2)	(2)	(2)	(2)	(2)	(2)	(2)	(2)	(2)	(2)	(2)	(2)
Gift, novelty, souvenir stores	(2)	(2)	(2)	(2)	(2)	(2)	(2)	(2)	(2)	(2)	(2)	(2)	(2)	(2)	(2)
Music stores	490	30,147	3,683	1,534	1,438	1,532	1,428	1,[illegible]	1,[illegible]	68,940	67,[illegible]	76,[illegible]	69,478	76,170	7[illegible]
All other retail stores	1,905	70,039	9,755	4,249	3,991	4,254	3,993	4,406	4,104	181,091	176,537	189,857	184,962	194,174	189,[illegible]

See footnotes at end of table.

Table 13B.—PAID EMPLOYEES AND WEEKLY PAY ROLL FOR SELECTED WORKWEEKS GEOGRAPHIC DIVISION, BY KIND OF BUSINESS 1948[1]—Continued

MOUNTAIN

STORES, SALES, ANNUAL PAY ROLL, AND PAID EMPLOYEES AND WEEKLY PAY ROLL

[Data based on sample See text for description of sample and other explanatory material.]

Kind of business	Stores	Sales, entire year	Pay roll, entire year	Paid employees, workweek ended nearest — March 15		July 15		Nov. 15		Pay roll, workweek ended nearest — March 15		July 15		Nov. 15	
				Total	Full workweek	Total	Full workweek	Total	Full workweek	Total	Full workweek	Total	Full workweek	Total	Full workweek
	(Number)	(Thousand dollars)	(Thousand dollars)	(Number)	(Number)	(Number)	(Number)	(Number)	(Number)	(Dollars)	(Dollars)	(Dollars)	(Dollars)	(Dollars)	(Dollars)
Geographic division, total	[illegible]	[illegible]	473,913	208,550	174,951	225,070	191,903	229,269	189,655	[illegible]	[illegible]	[illegible]	8,866,215	[illegible]	[illegible]
Food group	[illegible]	[illegible]	[illegible]	25,801	19,246	26,902	[illegible]	27,307	20,493	988,988	892,858	1,057,214	[illegible]	1,084,446	981,675
Grocery stores, without fresh meat	[illegible]	[illegible]	2,480	1,609	1,191	1,765	1,297	1,690	1,243	46,708	42,120	52,309	46,834	50,571	45,573
Grocery stores, with fresh meat	[illegible]	[illegible]	40,773	18,745	13,725	19,255	14,922	19,725	14,609	734,790	659,695	781,311	710,232	807,640	729,778
Meat markets, fish markets	[illegible]	[illegible]	1,619	591	492	626	539	651	544	28,484	26,443	[illegible]	28,591	31,163	[illegible]
Fruit stores, vegetable markets	(2)	(2)	(2)	(2)	(2)	(2)	(2)	(2)	(2)	(2)	(2)	(2)	(2)	(2)	(2)
Candy, nut, confectionery stores	(2)	(2)	(2)	(2)	(2)	(2)	(2)	(2)	(2)	(2)	(2)	(2)	(2)	(2)	(2)
Dairy products stores, milk dealers	[illegible]	[illegible]	[illegible]	[illegible]	[illegible]	[illegible]	[illegible]	[illegible]	[illegible]	[illegible]	[illegible]	[illegible]	[illegible]	[illegible]	[illegible]
Bakery products stores	(2)	(2)	(2)	(2)	(2)	(2)	(2)	(2)	(2)	(2)	(2)	(2)	(2)	(2)	(2)
Egg, poultry dealers	(2)	(2)	(2)	(2)	(2)	(2)	(2)	(2)	(2)	(2)	(2)	(2)	(2)	(2)	(2)
All other food stores	(2)	(2)	(2)	(2)	(2)	(2)	(2)	(2)	(2)	(2)	(2)	(2)	(2)	(2)	(2)
Eating and drinking places	[illegible]	[illegible]	26,410	41,222	33,993	50,133	42,122	47,086	38,749	1,362,205	1,258,215	1,653,241	[illegible]	[illegible]	[illegible]
Eating places	[illegible]	229,166	20,358	28,461	23,827	35,910	30,696	33,272	27,778	878,366	813,219	1,105,901	1,024,488	[illegible]	[illegible]
Drinking places	[illegible]	174,804	26,052	12,761	10,166	14,223	11,426	13,814	10,971	483,839	444,996	547,340	503,431	538,278	494,[illegible]
General stores	830	84,774	6,219	2,992	2,651	3,159	2,843	3,032	2,728	117,938	112,598	130,168	124,324	[illegible]	[illegible]
General merchandise group	[illegible]	531,783	69,759	34,001	26,550	33,914	27,751	33,181	29,212	1,197,271	1,098,022	1,260,229	1,159,230	[illegible]	[illegible]
Department stores	109	297,038	40,426	17,324	14,809	17,246	14,955	16,865	16,226	685,183	647,613	709,468	668,226	834,[illegible]	[illegible]
Dry goods, general merchandise stores	1,094	174,499	18,063	8,560	6,718	8,669	6,965	9,793	7,220	319,644	292,914	338,919	307,764	373,[illegible]	[illegible]
Variety stores	727	59,546	11,270	8,117	5,023	7,999	5,831	9,523	5,766	192,444	157,495	211,842	183,240	230,124	189,535
Apparel group	3,013	244,559	26,132	12,197	10,289	12,122	10,392	13,676	11,244	466,372	439,935	479,537	453,733	534,898	[illegible]
Men's, boys' clothing, furnishings stores	631	53,367	4,989	1,848	1,624	1,793	1,558	2,005	1,650	87,104	84,017	85,082	81,561	95,498	88,[illegible]
Family clothing stores	439	54,021	5,644	2,838	2,460	2,854	2,525	3,191	2,693	100,212	96,273	105,524	101,231	117,160	111,[illegible]
Women's ready-to-wear stores	960	87,830	10,005	5,047	4,398	5,152	4,478	5,835	4,865	178,907	168,506	184,273	174,309	207,544	[illegible]
Millinery stores	(2)	(2)	(2)	(2)	(2)	(2)	(2)	(2)	(2)	(2)	(2)	(2)	(2)	(2)	(2)
Other apparel accessory, specialty stores	(2)	(2)	(2)	(2)	(2)	(2)	(2)	(2)	(2)	(2)	(2)	(2)	(2)	(2)	(2)
Shoe stores	412	33,472	3,600	1,486	1,111	1,407	1,101	1,509	1,175	64,440	59,453	67,304	62,644	69,315	[illegible]
Custom tailors	(2)	(2)	(2)	(2)	(2)	(2)	(2)	(2)	(2)	(2)	(2)	(2)	(2)	(2)	(2)
Furriers, fur shops	(2)	(2)	(2)	(2)	(2)	(2)	(2)	(2)	(2)	(2)	(2)	(2)	(2)	(2)	(2)
All other apparel stores	(2)	(2)	(2)	(2)	(2)	(2)	(2)	(2)	(2)	(2)	(2)	(2)	(2)	(2)	(2)
Furniture, furnishings, appliance group	2,726	243,086	30,788	11,609	10,685	12,120	11,184	12,132	11,096	551,617	536,396	596,397	578,777	602,444	583,020
Furniture stores	994	126,414	14,434	4,949	4,613	5,064	4,781	5,136	4,773	253,304	247,374	269,062	263,637	279,131	272,[illegible]
Floor covering, drapery stores	(2)	(2)	(2)	(2)	(2)	(2)	(2)	(2)	(2)	(2)	(2)	(2)	(2)	(2)	(2)
Other home furnishing stores	(2)	(2)	(2)	(2)	(2)	(2)	(2)	(2)	(2)	(2)	(2)	(2)	(2)	(2)	(2)
Household appliance stores	1,212	88,852	12,215	4,999	4,481	5,263	4,710	5,329	4,743	221,852	214,197	241,218	232,003	242,745	232,498
Radio stores	(2)	(2)	(2)	(2)	(2)	(2)	(2)	(2)	(2)	(2)	(2)	(2)	(2)	(2)	(2)
Automotive group	3,894	807,622	78,363	25,845	24,779	27,228	26,086	27,709	26,435	1,456,788	1,430,403	1,611,756	1,582,017	1,628,156	1,594,784
Motor vehicle (new and used) dealers	2,231	658,461	67,983	22,069	21,277	23,141	22,256	23,684	22,733	1,266,673	1,245,956	1,393,165	1,369,240	1,416,030	1,389,607
Motor vehicle (used) dealers	696	81,021	2,574	839	760	959	880	946	851	45,097	42,648	54,256	51,863	55,815	53,318
Tire, battery, accessory dealers	774	53,284	6,952	2,554	2,409	2,781	2,633	2,758	2,567	128,171	126,024	145,715	143,016	139,610	136,133
All other automotive dealers	(2)	(2)	(2)	(2)	(2)	(2)	(2)	(2)	(2)	(2)	(2)	(2)	(2)	(2)	(2)
Gasoline service stations	8,355	329,632	22,615	9,936	8,229	11,945	9,867	11,123	9,159	409,069	378,724	497,096	455,812	470,742	431,820
Lumber, building, hardware group	[illegible]	559,484	54,966	19,286	17,325	20,863	18,504	20,600	18,267	969,592	928,177	1,071,603	1,017,059	1,085,303	1,030,396
Lumber yards, building materials dealers	1,329	253,664	24,815	8,378	7,372	9,058	7,874	8,790	7,804	423,934	401,623	466,274	436,656	464,604	440,403
Plumbing, paint, electrical stores	739	53,726	9,785	3,288	2,931	3,584	3,086	3,691	3,106	176,888	169,803	194,828	185,607	205,920	193,041
Hardware stores	1,128	92,776	8,214	3,233	2,812	3,485	3,023	3,634	3,079	146,391	138,929	161,067	151,740	166,997	154,647
Farm equipment dealers	982	159,318	12,152	4,387	4,210	4,736	4,521	4,485	4,278	222,379	217,822	249,434	243,056	247,782	242,305
Drug and proprietary stores	1,920	162,489	18,364	9,947	7,858	10,937	8,826	10,707	8,380	341,739	310,880	377,907	344,447	370,906	335,329
Drug stores	1,660	155,142	17,786	9,489	7,639	10,482	8,599	10,182	8,134	332,755	303,861	367,847	336,730	360,320	327,342
Proprietary stores	(2)	(2)	(2)	(2)	(2)	(2)	(2)	(2)	(2)	(2)	(2)	(2)	(2)	(2)	(2)
Liquor stores	1,283	82,729	2,947	1,439	1,145	1,519	1,164	1,490	1,170	55,424	51,752	58,537	53,592	58,745	53,969
Second-hand stores	(2)	(2)	(2)	(2)	(2)	(2)	(2)	(2)	(2)	(2)	(2)	(2)	(2)	(2)	(2)
Other retail stores	5,435	303,367	31,796	13,497	11,493	13,406	11,610	14,346	11,969	595,285	563,662	610,252	578,963	633,305	596,994
Fuel, fuel oil dealers	540	44,881	5,658	2,340	2,052	1,955	1,802	2,365	2,039	116,107	110,398	101,570	97,245	118,572	112,230
Ice dealers	(2)	(2)	(2)	(2)	(2)	(2)	(2)	(2)	(2)	(2)	(2)	(2)	(2)	(2)	(2)
Feed, farm, garden supply stores	624	88,666	4,792	2,032	1,851	2,012	1,819	2,261	1,964	89,286	85,452	89,212	85,110	101,518	96,508
Jewelry stores	922	43,671	6,414	2,394	2,125	2,447	2,213	2,654	2,333	115,097	111,066	120,230	116,621	127,738	122,346
Book, stationery stores	218	17,932	2,358	1,230	907	1,095	862	1,289	956	46,954	42,046	45,563	40,644	50,022	44,171
Sporting goods stores, bicycle stores	(2)	(2)	(2)	(2)	(2)	(2)	(2)	(2)	(2)	(2)	(2)	(2)	(2)	(2)	(2)
Florists	(2)	(2)	(2)	(2)	(2)	(2)	(2)	(2)	(2)	(2)	(2)	(2)	(2)	(2)	(2)
Cigar stores and stands	(2)	(2)	(2)	(2)	(2)	(2)	(2)	(2)	(2)	(2)	(2)	(2)	(2)	(2)	(2)
News dealers, newsstands	(2)	(2)	(2)	(2)	(2)	(2)	(2)	(2)	(2)	(2)	(2)	(2)	(2)	(2)	(2)
Gift, novelty, souvenir stores	(2)	(2)	(2)	(2)	(2)	(2)	(2)	(2)	(2)	(2)	(2)	(2)	(2)	(2)	(2)
Music stores	187	15,690	1,834	778	687	751	648	795	673	34,248	32,733	32,927	31,509	34,759	32,854
All other retail stores	1,019	31,893	4,512	1,760	1,554	1,811	1,618	1,902	1,691	83,677	79,172	87,975	84,662	85,549	82,453

See footnotes at end of table.

Table 13B.—PAID EMPLOYEES AND WEEKLY PAY ROLL FOR SELECTED WORKWEEKS—GEOGRAPHIC DIVISION, BY KIND OF BUSINESS: 1948[1]—Continued

PACIFIC

STORES, SALES, ANNUAL PAY ROLL, AND PAID EMPLOYEES AND WEEKLY PAY ROLL

[Data based on sample. See text for description of sample and other explanatory material.]

Kind of business	Stores (Number)	Sales, entire year (Thousand dollars)	Pay roll, entire year (Thousand dollars)	Paid employees, workweek ended nearest— March 15 Total (Number)	March 15 Full workweek (Number)	July 15 Total (Number)	July 15 Full workweek (Number)	Nov. 15 Total (Number)	Nov. 15 Full workweek (Number)	Pay roll, workweek ended nearest— March 15 Total (Dollars)	March 15 Full workweek (Dollars)	July 15 Total (Dollars)	July 15 Full workweek (Dollars)	Nov. 15 Total (Dollars)	Nov. 15 Full workweek (Dollars)
Geographic division, total	164,342	15,027,421	1,753,380	653,332	557,335	681,132	585,149	711,943	599,138	32,107,275	30,259,577	34,349,103	32,332,086	35,575,334	33,237,963
Food group	34,003	3,558,203	234,109	84,305	67,825	87,011	70,957	87,911	68,956	4,347,019	4,033,897	4,618,022	4,280,119	4,676,075	4,252,543
Grocery stores, without fresh meat	8,928	482,578	19,508	7,598	5,769	8,405	6,401	8,580	6,451	355,299	322,533	396,822	356,831	408,133	366,525
Grocery stores, with fresh meat	16,160	2,532,245	150,385	52,931	41,992	54,423	44,154	53,166	40,939	2,791,848	2,579,152	2,959,900	2,736,276	2,922,736	2,633,471
Meat markets, fish markets	2,616	206,624	13,069	4,118	3,453	4,265	3,568	4,314	3,531	247,424	229,339	253,208	234,841	259,246	238,188
Fruit stores, vegetable markets	1,022	42,880	3,976	1,299	989	1,689	1,281	1,873	1,395	62,613	57,913	80,429	72,800	91,584	78,729
Candy, nut, confectionery stores	1,247	40,135	6,043	3,401	2,693	2,893	2,303	3,651	2,823	124,568	115,164	106,554	98,239	133,149	123,109
Dairy products stores, milk dealers	554	107,375	19,027	5,757	5,436	6,077	5,648	6,215	5,755	347,967	341,104	391,271	380,556	398,791	389,692
Bakery products stores	2,083	71,309	14,750	6,628	5,325	6,618	5,342	7,252	5,702	281,953	260,566	282,330	259,730	305,019	276,257
Egg, poultry dealers	459	29,500	1,317	628	422	615	434	727	454	25,015	21,135	25,975	22,764	29,765	23,368
All other food stores	934	45,557	6,034	1,945	1,746	2,026	1,826	2,133	1,906	110,332	106,991	121,533	118,082	127,652	123,204
Eating and drinking places	35,425	1,347,814	315,887	141,510	120,084	155,229	131,201	156,352	131,626	5,838,302	5,436,239	6,479,450	6,011,502	6,495,182	6,006,021
Eating places	22,999	919,034	230,855	107,571	90,994	118,617	100,176	119,031	100,107	4,251,303	3,948,080	4,734,834	4,380,231	4,715,669	4,354,039
Drinking places	12,426	428,780	85,032	33,939	29,090	36,612	31,025	37,321	31,519	1,586,999	1,488,159	1,744,616	1,631,271	1,779,513	1,651,982
General stores	498	50,369	3,533	1,630	1,421	1,624	1,389	1,680	1,420	66,756	63,916	70,086	66,219	70,443	66,203
General merchandise group	5,098	1,808,480	271,604	119,042	94,847	119,833	97,099	135,237	104,566	4,711,079	4,239,861	4,940,842	4,450,247	5,493,756	4,872,772
Department stores	268	1,288,749	203,324	83,504	69,751	84,355	70,709	93,096	75,939	3,515,993	3,193,951	3,682,638	3,341,460	4,077,915	3,659,579
Dry goods, general merchandise stores	2,114	288,569	33,401	14,643	11,873	15,319	12,449	16,970	13,165	591,518	552,665	618,765	570,205	680,460	624,025
Variety stores	2,716	231,162	34,879	20,895	13,223	20,159	13,941	25,171	15,462	603,568	493,245	639,439	538,582	735,381	589,168
Apparel group	11,954	979,184	127,089	49,569	40,751	48,835	40,755	54,810	44,842	2,337,324	2,193,455	2,363,957	2,212,353	2,600,591	2,427,122
Men's, boys' clothing, furnishings stores	2,394	221,301	24,682	7,787	6,605	7,866	6,745	8,623	7,136	449,119	426,759	467,744	443,190	504,863	474,931
Family clothing stores	769	134,723	18,759	7,292	6,193	7,013	6,074	8,604	7,152	344,035	328,407	346,910	330,386	407,228	384,919
Women's ready-to-wear stores	3,722	363,161	48,311	20,972	17,553	20,467	17,276	23,066	19,235	910,536	851,947	882,421	821,149	999,700	929,152
Millinery stores	463	8,042	1,465	860	668	618	499	789	609	29,897	26,527	22,631	20,739	29,292	26,641
Other apparel accessory, specialty stores	520	26,282	3,769	1,733	1,107	1,852	1,257	2,024	1,358	66,029	56,300	72,300	62,798	79,865	69,406
Shoe stores	1,951	156,430	19,594	7,070	5,439	7,160	5,739	7,214	5,637	347,710	325,348	380,463	356,785	352,750	330,343
Custom tailors	756	19,348	4,688	1,567	1,336	1,381	1,177	1,622	1,341	89,424	85,594	80,839	76,197	90,589	85,715
Furriers, fur shops	(2)	(2)	(2)	(2)	(2)	(2)	(2)	(2)	(2)	(2)	(2)	(2)	(2)	(2)	(2)
All other apparel stores	1,130	31,711	2,591	1,453	1,118	1,526	1,121	1,649	1,251	52,597	46,593	54,420	47,016	58,920	51,894
Furniture, furnishings, appliance group	10,089	896,312	130,602	43,218	40,047	44,199	41,184	45,897	42,557	2,454,225	2,384,303	2,558,214	2,486,760	2,671,655	2,592,254
Furniture stores	3,281	454,322	59,666	17,758	16,783	18,112	17,172	18,789	17,771	1,103,883	1,075,804	1,151,149	1,122,342	1,193,882	1,163,772
Floor covering, drapery stores	1,160	72,266	11,727	3,720	3,381	3,951	3,650	4,211	3,859	220,409	211,683	244,176	234,481	262,663	251,934
Other home furnishing stores	1,439	73,487	18,825	7,902	7,223	8,022	7,371	8,203	7,505	369,842	358,524	373,194	362,294	389,423	377,676
Household appliance stores	2,992	252,665	36,026	12,250	11,236	12,502	11,522	12,979	11,920	681,206	662,212	707,260	685,766	735,931	714,012
Radio stores	1,217	43,572	4,358	1,588	1,424	1,612	1,469	1,715	1,502	78,885	76,080	82,435	79,877	89,756	84,860
Automotive group	8,476	2,374,917	252,603	66,446	64,448	70,680	68,232	71,532	69,067	4,658,603	4,598,160	5,089,461	5,010,639	5,153,481	5,080,117
Motor vehicle (new and used) dealers	3,438	1,808,568	209,201	53,541	52,300	56,767	55,187	57,707	56,246	3,858,454	3,816,773	4,203,440	4,148,083	4,303,457	4,253,316
Motor vehicle (used) dealers	2,255	342,834	15,965	4,287	4,059	4,517	4,256	4,434	4,183	298,952	293,015	326,835	318,925	300,795	294,111
Tire, battery, accessory dealers	2,023	160,826	22,364	7,074	6,658	7,729	7,225	7,786	7,212	402,976	393,083	452,371	438,964	450,892	437,984
All other automotive dealers	760	62,689	5,073	1,544	1,431	1,667	1,564	1,605	1,426	98,221	95,289	107,315	104,667	98,337	94,586
Gasoline service stations	20,250	833,365	72,094	28,032	22,475	30,984	25,294	31,223	24,921	1,326,644	1,221,606	1,534,786	1,415,153	1,544,310	1,412,344
Lumber, building, hardware group	8,740	1,244,180	145,777	43,528	40,476	45,386	42,342	45,490	41,929	2,669,189	2,593,158	2,848,785	2,766,458	2,820,650	2,721,334
Lumber yards, building materials dealers	4,783	638,398	72,351	20,689	19,349	21,614	20,279	21,505	19,917	1,315,617	1,280,549	1,397,996	1,360,523	1,386,492	1,339,086
Plumbing, paint, electrical stores	2,281	142,186	24,736	7,162	6,546	7,532	6,918	7,701	7,013	446,474	427,872	481,140	460,790	482,881	458,377
Hardware stores	2,828	245,696	26,158	9,062	8,169	9,476	8,595	9,686	8,827	472,950	456,168	506,452	488,542	513,327	492,144
Farm equipment dealers	848	217,900	22,532	6,615	6,412	6,764	6,550	6,598	6,372	434,148	428,569	463,197	456,603	437,950	431,18
Drug and proprietary stores	4,737	468,893	59,428	24,843	20,063	25,711	21,237	26,530	21,608	1,073,548	982,423	1,154,598	1,062,379	1,178,096	1,083,805
Drug stores	4,256	453,331	58,084	24,203	19,551	25,051	20,710	25,811	21,051	1,048,615	959,293	1,127,838	1,037,776	1,150,294	1,058,419
Proprietary stores	(2)	(2)	(2)	(2)	(2)	(2)	(2)	(2)	(2)	(2)	(2)	(2)	(2)	(2)	(2)
Liquor stores	4,437	326,599	12,960	4,678	3,767	4,931	3,965	5,231	4,064	242,659	222,972	258,753	235,953	270,097	244,545
Second-hand stores	2,478	54,690	7,478	3,357	2,936	3,514	3,002	3,312	2,833	138,316	130,340	155,931	147,462	139,998	130,030
Other retail stores	18,157	1,084,415	120,216	43,174	38,195	43,195	38,492	46,738	40,749	2,243,611	2,159,247	2,275,718	2,186,842	2,461,000	2,348,866
Fuel, fuel oil dealers	940	117,361	15,158	4,917	4,495	4,292	3,947	5,189	4,669	301,042	291,735	264,809	257,196	323,638	311,401
Ice dealers	(2)	(2)	(2)	(2)	(2)	(2)	(2)	(2)	(2)	(2)	(2)	(2)	(2)	(2)	(2)
Feed, farm, garden supply stores	1,856	351,585	22,635	7,385	6,944	7,965	7,433	8,353	7,792	403,625	392,956	449,657	437,576	460,508	447,907
Jewelry stores	2,555	153,768	22,324	6,547	5,449	6,741	6,203	7,221	6,624	398,796	387,156	412,681	400,115	445,887	431,773
Book, stationery stores	1,052	81,355	14,661	6,148	5,310	5,837	5,232	6,439	5,552	283,637	270,782	277,628	266,307	302,017	287,523
Sporting goods stores, bicycle stores	1,498	50,232	3,960	1,537	1,323	1,596	1,364	1,644	1,307	70,716	67,723	75,379	70,729	75,932	69,736
Florists	1,715	41,907	5,763	2,537	2,014	2,431	2,001	2,485	2,005	115,525	107,093	116,802	109,423	121,891	113,689
Cigar stores and stands	1,161	46,322	4,171	1,506	1,380	1,538	1,402	1,486	1,348	78,914	76,035	79,606	76,433	78,277	75,594
News dealers, newsstands	422	15,896	1,616	1,083	571	1,084	560	1,068	574	28,641	23,495	28,633	23,434	28,488	23,795
Gift, novelty, souvenir stores	(2)	(2)	(2)	(2)	(2)	(2)	(2)	(2)	(2)	(2)	(2)	(2)	(2)	(2)	(2)
Music stores	802	49,916	7,222	2,520	2,231	2,425	2,199	2,611	2,306	139,018	132,017	136,009	131,002	144,451	138,641
All other retail stores	4,189	138,628	18,062	7,046	6,405	6,988	6,221	7,533	6,544	337,037	327,388	338,700	323,672	370,167	347,930

[1] Does not include data for the operations of warehouses, administrative offices, and other auxiliary units.
[2] Information not shown because of high sampling variability.

Table 13C.—PAID EMPLOYEES AND WEEKLY PAY ROLL FOR SELECTED WORKWEEKS FOR LARGE STORES AND MULTIUNITS, AND SMALL-STORE SAMPLE—GEOGRAPHIC DIVISION, BY K[illegible] OF BUSINESS: 1948[1]

NEW ENGLAND

STORES, SALES, ANNUAL PAY ROLL, AND PAID EMPLOYEES AND WEEKLY PAY ROLL

[See text for explanatory material and description of sample data included]

Kind of business	Stores	Sales, entire year	Pay roll, entire year	Large stores and multiunits: Paid employees, workweek ended nearest— March 15: Total	March 15: Full workweek	July 15: Total	July 15: Full workweek	Nov. 15: Total	Nov. 15: Full workweek	Pay roll, workweek ended nearest— March 15: Total	March 15: Full workweek	July 15: Total	July 15: Full workweek	Nov. 15: Total	Nov. 15: Full workweek
	(Number)	(Thousand dollars)	(Thousand dollars)	(Number)	(Number)	(Number)	(Number)	(Number)	(Number)	(Dollars)	(Dollars)	(Dollars)	(Dollars)	(Dollars)	(Dollars)
Geographic division, total	[illegible]	[illegible]	[illegible]	307,610	254,572	310,164	264,598	326,542	266,736	12,580,798	11,831,133	[illegible]	[illegible]	[illegible]	[illegible]
Food group	[illegible]	[illegible]	127,822	56,339	42,779	57,053	45,406	57,336	43,884	2,329,559	2,119,698	[illegible]	2,268,342	2,465,572	2,260,217
Grocery stores, without fresh meat	[illegible]	176,448	11,391	5,798	3,576	5,650	3,807	5,492	3,468	214,109	180,403	[illegible]	[illegible]	208,391	178,496
Grocery stores, with fresh meat	[illegible]	[illegible]	68,327	32,811	23,399	[illegible]	24,638	33,501	24,232	1,239,627	1,090,604	[illegible]	[illegible]	[illegible]	1,190,807
Meat markets, fish markets	280	[illegible]	3,236	[illegible]	1,184	1,448	1,201	1,522	1,226	61,158	57,298	62,442	58,289	[illegible]	61,096
Fruit stores, vegetable markets	[illegible]	9,727	881	490	368	569	423	488	353	17,568	15,938	20,052	17,925	[illegible]	[illegible]
Candy, nut, confectionery stores	[illegible]	[illegible]	2,852	1,880	1,371	1,893	1,443	[illegible]	1,425	51,364	44,479	51,400	45,320	[illegible]	47,124
Dairy products stores, milk dealers	581	236,271	33,929	10,666	10,238	11,769	11,117	10,914	10,391	608,419	601,559	666,606	653,238	[illegible]	635,313
Bakery products stores	305	23,001	5,206	2,377	1,890	2,364	1,448	2,516	1,999	97,623	91,377	101,488	95,586	[illegible]	44,573
Egg, poultry dealers	[illegible]	4,453	272	117	101	117	101	125	106	4,960	4,714	5,102	4,780	5,161	4,858
All other food stores	56	10,166	1,728	751	652	817	728	783	684	34,727	33,326	34,404	33,032	[illegible]	31,733
Eating and drinking places	2,113	238,206	60,040	33,911	27,325	38,840	31,836	35,989	28,555	1,059,116	970,184	1,227,648	1,129,393	[illegible]	1,032,211
Eating places	1,819	213,847	54,056	30,835	24,868	35,404	29,119	32,723	25,976	950,792	870,647	1,108,898	1,020,679	1,020,524	926,658
Drinking places	294	24,359	5,984	3,076	2,457	3,436	2,717	3,266	2,579	108,324	99,537	118,750	108,714	115,205	105,553
General stores	51	6,367	389	192	169	235	206	205	173	6,811	6,469	8,375	7,880	7,177	6,783
General merchandise group	1,300	336,698	127,336	70,316	53,618	67,552	54,241	79,217	58,511	2,333,407	2,126,887	2,322,843	2,135,398	2,581,956	2,330,804
Department stores	186	582,681	90,612	44,032	37,404	43,011	37,395	49,990	41,034	1,697,660	1,597,664	1,654,218	1,563,383	1,869,972	1,743,384
Dry goods, general merchandise stores	434	81,705	10,130	5,180	4,313	5,217	4,388	5,682	4,546	178,725	167,527	186,477	173,967	196,015	181,528
Variety stores	680	172,312	26,594	21,104	11,901	19,324	12,458	23,545	12,931	457,022	361,696	482,148	348,048	515,969	[illegible]
Apparel group	2,987	530,205	72,391	33,618	26,374	31,532	25,887	35,826	27,686	1,247,811	1,158,041	1,274,310	1,192,822	1,362,147	1,251,866
Men's, boys' clothing, furnishings stores	588	101,521	14,354	5,373	4,542	4,990	4,354	5,401	4,426	247,438	236,617	249,169	238,424	253,037	235,342
Family clothing stores	330	88,559	11,355	5,280	4,073	4,907	4,014	5,557	4,208	185,319	171,313	189,793	177,398	197,915	182,488
Women's ready-to-wear stores	878	212,102	28,925	15,262	11,904	14,439	11,787	16,772	12,874	513,654	468,238	524,173	484,950	573,656	519,416
Millinery stores	148	3,114	564	473	285	354	241	433	275	11,332	9,322	9,585	8,187	11,370	9,288
Other apparel accessory, specialty stores	202	14,650	1,642	1,031	679	991	684	1,104	719	29,137	25,932	29,848	26,633	31,855	28,077
Shoe stores	655	77,862	9,484	4,036	3,057	3,834	3,007	4,053	3,065	161,270	151,069	170,706	159,278	171,888	160,028
Custom tailors	17	2,798	981	333	325	296	294	342	326	17,943	17,706	17,425	17,354	18,785	18,178
Furriers, fur shops	83	15,139	3,056	831	797	852	804	1,077	1,024	46,863	46,349	50,113	49,075	66,333	65,315
All other apparel stores	106	14,460	2,030	999	712	869	702	1,087	769	34,855	31,495	33,498	31,523	37,308	33,734
Furniture, furnishings, appliance group	1,809	310,489	53,714	18,910	17,882	19,247	18,288	19,923	18,770	980,730	963,026	1,037,553	1,019,590	1,031,332	1,009,743
Furniture stores	783	162,718	26,058	8,506	8,137	8,453	8,131	8,886	8,480	472,524	466,196	474,625	468,261	491,404	483,438
Floor covering, drapery stores	130	20,748	4,260	1,374	1,262	1,380	1,289	1,461	1,346	72,878	70,305	75,444	73,235	81,556	78,576
Other home furnishing stores	97	15,483	5,584	2,503	2,482	2,619	2,587	2,591	2,546	114,822	114,584	114,519	114,114	114,083	113,485
Household appliance stores	711	100,371	16,509	6,120	5,624	6,368	5,883	6,501	5,954	299,770	291,821	350,676	342,348	318,750	309,569
Radio stores	88	11,169	1,303	407	377	427	398	484	444	20,736	20,120	22,289	21,632	25,539	24,675
Automotive group	3,012	1,036,592	105,618	32,112	31,000	33,656	32,475	34,373	32,919	1,752,229	1,725,257	1,892,487	1,863,226	1,934,558	1,897,960
Motor vehicle (new and used) dealers	2,227	882,409	94,595	28,405	27,576	29,570	28,734	30,353	29,284	1,563,207	1,541,516	1,680,045	1,656,550	1,730,813	1,699,985
Motor vehicle (used) dealers	395	97,036	3,851	1,213	1,153	1,339	1,275	1,268	1,211	66,285	65,003	75,524	74,179	69,450	68,323
Tire, battery, accessory dealers	333	47,670	6,438	2,281	2,064	2,478	2,201	2,529	2,206	110,452	106,562	122,162	117,827	121,430	116,906
All other automotive dealers	57	9,477	734	213	207	269	265	223	218	12,285	12,176	14,756	14,670	12,865	12,746
Gasoline service stations	777	68,919	7,669	3,253	2,897	3,327	2,957	3,292	2,910	145,410	139,586	154,374	148,057	151,060	144,654
Lumber, building, hardware group	1,655	445,393	57,037	18,978	17,695	20,280	19,109	20,612	18,906	979,551	956,231	1,084,866	1,061,571	1,100,054	1,065,074
Lumber yards, building materials dealers	736	265,613	32,099	9,928	9,453	10,694	10,230	10,771	10,065	554,404	542,925	617,898	606,657	629,601	609,453
Plumbing, paint, electrical stores	298	42,432	7,355	2,436	2,274	2,618	2,490	2,639	2,468	135,691	133,005	144,121	141,613	148,183	144,806
Hardware stores	468	103,321	14,653	5,608	4,991	5,850	5,308	6,100	5,314	239,555	231,042	266,237	257,552	265,346	254,861
Farm equipment dealers	153	34,027	2,930	1,006	977	1,118	1,081	1,102	1,059	49,901	49,259	56,610	55,749	56,924	55,954
Drug and proprietary stores	874	112,556	15,442	8,248	5,897	8,356	6,447	8,499	6,082	275,304	241,163	298,684	265,422	295,293	258,661
Drug stores	759	104,478	14,621	7,779	5,529	7,837	6,018	8,002	5,681	260,647	227,979	281,892	250,114	279,190	244,017
Proprietary stores	115	8,078	821	469	368	519	429	497	401	14,657	13,184	16,792	15,308	16,103	14,644
Liquor stores	851	123,057	7,886	2,700	2,338	2,758	2,386	2,752	2,369	141,856	136,023	145,722	139,113	144,918	138,437
Second-hand stores	92	7,957	1,864	765	706	825	756	720	666	31,249	29,833	37,753	36,028	35,506	34,198
Other retail stores	3,360	669,230	69,354	28,268	25,892	26,503	24,604	27,798	25,305	1,297,769	1,258,735	1,245,548	1,212,801	1,289,485	1,247,340
Fuel, fuel oil dealers	1,059	287,486	31,606	12,824	12,088	11,112	10,569	11,685	11,060	623,643	607,519	541,018	529,110	576,922	562,098
Ice dealers	19	1,833	644	221	197	291	260	234	215	10,243	9,145	14,059	13,341	12,029	11,171
Feed, farm, garden supply stores	750	193,914	9,424	3,845	3,612	3,862	3,669	3,835	3,548	177,069	173,035	182,499	178,864	182,305	176,725
Jewelry stores	299	52,844	8,753	3,099	2,865	3,060	2,897	3,418	3,085	153,401	150,266	159,694	157,150	167,324	162,758
Book, stationery stores	182	28,938	5,640	2,590	2,272	2,379	2,175	2,755	2,407	101,522	97,001	102,790	99,278	110,737	105,390
Sporting goods stores, bicycle stores	83	10,229	1,433	557	500	545	492	557	492	23,990	23,159	23,019	22,120	23,966	23,005
Florists	95	5,308	1,147	501	448	471	440	469	431	20,965	20,356	20,843	20,435	20,684	20,124
Cigar stores and stands	225	32,608	2,237	886	783	904	794	885	776	39,902	38,309	43,632	41,780	40,370	38,549
News dealers, newsstands	142	11,161	1,216	886	500	922	552	913	516	22,466	18,767	23,808	20,192	22,380	18,498
Gift, novelty, souvenir stores	106	4,021	554	312	266	436	391	369	317	8,703	8,256	12,621	12,024	10,171	9,660
Music stores	75	10,112	1,750	663	623	633	596	680	634	29,749	29,140	30,272	29,693	31,109	30,467
All other retail stores	325	30,776	4,950	1,884	1,738	1,888	1,769	1,998	1,824	86,116	83,782	91,293	88,814	91,488	88,895

See footnotes at end of table.

Table 13C.—PAID EMPLOYEES AND WEEKLY PAY ROLL FOR SELECTED WORKWEEKS FOR LARGE STORES AND MULTIUNITS, AND SMALL-STORE SAMPLE—GEOGRAPHIC DIVISION, BY KIND OF BUSINESS: 1948[1]—Continued

NEW ENGLAND

STORES, SALES, ANNUAL PAY ROLL, AND PAID EMPLOYEES AND WEEKLY PAY ROLL

[See text for explanatory material and description of sample data included]

Kind of business	Sample of small single-unit stores															
				Paid employees, workweek ended nearest—						Pay roll, workweek ended nearest—						
				March 15		July 15		Nov. 15		March 15		July 15		Nov. 15		
	Stores	Sales, entire year	Pay roll, entire year	Total	Full work-week	Total	Full work-week	Total	Full work-week	Total	Full work-week	Total	Full work-week	Total	Full work-week
	(Number)	(Thousand dollars)	(Thousand dollars)	(Number)	(Number)	(Number)	(Number)	(Number)	(Number)	(Dollars)	(Dollars)	(Dollars)	(Dollars)	(Dollars)	(Dollars)
Geographic division, total	8,962	276,455	23,657	13,447	10,336	15,393	12,055	14,575	11,164	429,906	388,904	496,279	448,938	474,230	428,222
Food group	2,640	84,629	3,555	2,258	1,663	2,455	1,831	2,384	1,726	69,783	62,320	77,165	69,009	74,531	66,322
Grocery stores, without fresh meat	802	16,499	318	227	143	260	168	253	160	5,714	4,755	6,679	5,561	6,365	5,289
Grocery stores, with fresh meat	1,128	48,263	1,697	1,061	774	1,131	841	1,089	790	34,683	30,932	37,513	33,465	34,906	30,829
Meat markets, fish markets	171	5,899	240	137	100	156	112	147	109	4,656	4,180	5,023	4,420	4,887	4,409
Fruit stores, vegetable markets	106	2,728	105	69	54	83	59	85	57	1,863	1,627	2,132	1,744	2,162	1,725
Candy, nut, confectionery stores	153	2,854	177	140	97	151	112	151	105	3,364	2,784	3,950	3,476	3,702	3,130
Dairy products stores, milk dealers	52	2,251	205	108	92	136	117	119	105	3,855	3,655	5,827	5,518	6,952	6,768
Bakery products stores	156	4,104	732	444	364	461	379	428	362	14,055	13,146	14,415	13,513	13,915	12,950
Egg, poultry dealers	(2)	(2)	(2)	(2)	(2)	(2)	(2)	(2)	(2)	(2)	(2)	(2)	(2)	(2)	(2)
All other food stores	46	1,418	69	58	34	56	36	56	34	1,341	1,099	1,381	1,197	1,283	1,080
Eating and drinking places	1,752	47,213	8,275	4,941	3,811	6,305	4,955	5,520	4,248	144,865	130,730	183,945	165,915	162,171	145,685
Eating places	1,123	29,527	5,069	3,078	2,359	4,306	3,399	3,590	2,752	84,939	76,366	118,161	106,459	100,021	89,461
Drinking places	629	17,686	3,206	1,863	1,452	1,999	1,556	1,930	1,496	59,926	54,364	65,784	59,456	62,150	56,224
General stores	(2)	(2)	(2)	(2)	(2)	(2)	(2)	(2)	(2)	(2)	(2)	(2)	(2)	(2)	(2)
General merchandise group	200	4,814	316	227	158	238	174	237	171	5,866	5,062	6,417	5,556	6,354	5,588
Department stores	...	...	...	...	...	...	...	...	...	...	...	...	...	...	...
Dry goods, general merchandise stores	135	3,188	222	147	109	152	115	149	118	4,180	3,720	4,576	4,046	4,508	4,121
Variety stores	65	1,626	94	80	49	86	59	88	53	1,686	1,342	1,841	1,510	1,846	1,467
Apparel group	643	19,817	1,800	949	727	966	771	1,017	803	31,714	28,544	33,594	30,701	35,117	32,334
Men's, boys' clothing, furnishings stores	143	4,889	309	138	114	148	126	155	127	5,302	5,076	5,837	5,610	6,158	5,892
Family clothing stores	52	2,010	137	72	56	81	64	84	65	2,199	2,033	2,435	2,263	2,624	2,425
Women's ready-to-wear stores	146	4,973	437	274	219	279	229	293	240	8,270	7,541	8,660	7,965	9,068	8,280
Millinery stores	(2)	(2)	(2)	(2)	(2)	(2)	(2)	(2)	(2)	(2)	(2)	(2)	(2)	(2)	(2)
Other apparel accessory, specialty stores	44	1,131	124	71	55	67	55	68	54	2,240	2,045	2,322	2,178	2,305	2,133
Shoe stores	106	3,245	287	127	102	143	113	139	112	4,920	4,633	5,638	5,316	5,369	5,093
Custom tailors	(2)	(2)	(2)	(2)	(2)	(2)	(2)	(2)	(2)	(2)	(2)	(2)	(2)	(2)	(2)
Furriers, fur shops	16	579	82	36	29	39	35	43	34	1,438	1,268	1,568	1,453	1,670	1,439
All other apparel stores	56	1,653	118	85	53	83	58	95	60	2,204	1,868	2,300	2,033	2,510	2,152
Furniture, furnishings, appliance group	434	12,367	1,255	601	519	638	558	650	563	23,244	22,077	26,168	24,936	27,121	25,807
Furniture stores	104	4,556	459	235	192	240	196	240	191	9,222	8,683	9,766	9,162	9,739	9,026
Floor covering, drapery stores	57	1,692	164	63	54	83	74	88	82	2,563	2,362	3,588	3,355	4,774	4,651
Other home furnishing stores	126	1,468	139	68	55	76	63	73	59	2,278	2,088	2,849	2,657	2,474	2,272
Household appliance stores	97	3,605	351	168	155	170	160	172	158	6,496	6,291	7,183	7,018	7,064	6,824
Radio stores	(2)	(2)	(2)	(2)	(2)	(2)	(2)	(2)	(2)	(2)	(2)	(2)	(2)	(2)	(2)
Automotive group	190	7,509	603	277	249	298	267	296	266	11,118	10,671	11,999	11,424	12,140	11,612
Motor vehicle (new and used) dealers	41	2,363	221	106	96	115	103	121	110	4,256	4,136	4,725	4,540	5,078	4,918
Motor vehicle (used) dealers	66	2,496	113	52	—	61	53	54	46	1,976	1,826	2,339	2,173	2,045	1,883
Tire, battery, accessory dealers	61	2,268	237	100	92	104	95	107	97	4,309	4,148	4,361	4,153	4,467	4,269
All other automotive dealers	22	382	32	19	17	18	16	14	13	577	561	574	558	550	542
Gasoline service stations	1,079	32,386	1,935	1,034	780	1,138	884	1,137	847	34,540	30,765	40,019	35,755	39,775	35,142
Lumber, building, hardware group	287	11,368	1,203	527	483	585	533	587	519	21,285	20,522	23,834	22,597	24,639	23,118
Lumber yards, building materials dealers	34	1,711	161	56	55	83	81	85	81	2,340	2,328	3,619	3,580	3,676	3,594
Plumbing, paint, electrical stores	94	3,315	453	187	171	208	184	210	180	8,232	7,947	8,907	8,236	9,188	8,851
Hardware stores	144	5,613	527	259	232	269	243	265	231	9,596	9,130	10,214	9,687	10,509	9,875
Farm equipment dealers	15	729	62	25	25	25	25	27	27	1,117	1,117	1,094	1,094	1,196	1,196
Drug and proprietary stores	324	15,233	1,450	931	618	972	663	950	627	27,329	23,011	29,415	24,564	27,857	23,516
Drug stores	249	12,894	1,074	813	531	837	569	819	536	24,236	20,340	25,887	21,732	24,542	20,787
Proprietary stores	(2)	(2)	(2)	(2)	(2)	(2)	(2)	(2)	(2)	(2)	(2)	(2)	(2)	(2)	(2)
Liquor stores	256	10,817	630	256	215	278	232	278	231	11,574	10,931	12,355	11,653	12,321	11,589
Second-hand stores	96	1,212	128	69	59	71	61	72	62	2,515	2,376	2,546	2,417	2,635	2,498
Other retail stores	1,010	27,199	2,450	1,330	1,020	1,394	1,084	1,400	1,063	44,985	40,973	47,566	43,323	48,449	44,00
Fuel, fuel oil dealers	156	6,382	479	266	229	246	202	269	220	10,427	9,566	9,152	8,346	11,435	10,508
Ice dealers	(2)	(2)	(2)	(2)	(2)	(2)	(2)	(2)	(2)	(2)	(2)	(2)	(2)	(2)	(2)
Feed, farm, garden supply stores	28	1,606	120	56	52	62	59	51	46	2,098	2,029	2,364	2,321	2,067	1,999
Jewelry stores	101	3,237	474	208	185	212	187	223	197	7,838	7,497	8,376	7,959	8,535	8,217
Book, stationery stores	41	1,198	170	89	71	99	87	100	86	3,133	2,923	3,239	3,101	3,257	3,104
Sporting goods stores, bicycle stores	53	1,011	52	28	23	34	23	30	22	884	819	1,038	869	1,020	81
Florists	98	2,146	330	155	125	162	133	160	131	5,949	5,542	6,379	5,986	6,253	5,854
Cigar stores and stands	104	2,476	88	74	45	74	47	72	45	1,740	1,435	1,774	1,446	1,752	1,4
News dealers, newsstands	58	2,190	88	100	42	104	45	100	41	1,623	1,256	1,778	1,344	1,582	1,2
Gift, novelty, souvenir stores	124	1,561	129	81	47	98	71	105	70	2,015	1,541	2,588	2,202	2,6	2,1
Music stores	(2)	(2)	(2)	(2)	(2)	(2)	(2)	(2)	(2)	(2)	(2)	(2)	(2)	(2)	(2)
All other retail stores	(2)	(2)	(2)	(2)	(2)	(2)	(2)	(2)	(2)	(2)	(2)	(2)	(2)	(2)	(2)

See footnotes at end of table.

Table 13C.—PAID EMPLOYEES AND WEEKLY PAY ROLL FOR SELECTED WORKWEEKS FOR LARGE STORES AND MULTIUNITS, AND SMALL-STORE SAMPLE—GEOGRAPHIC DIVISION, BY KIND OF BUSINESS: 1948[1]—Continued

MIDDLE ATLANTIC

STORES, SALES, ANNUAL PAY ROLL, AND PAID EMPLOYEES AND WEEKLY PAY ROLL

[See text for explanatory material and description of sample data included]

Kind of business	Large stores and multiunits												
				Paid employees, workweek ended nearest—						Pay roll, workweek ended nearest—					
				March 15		July 15		Nov. 15		March 15		July 15		Nov. 15	
	Stores (Number)	Sales, entire year (Thousand dollars)	Pay roll, entire year (Thousand dollars)	Total (Number)	Full workweek (Number)	Total (Number)	Full workweek (Number)	Total (Number)	Full workweek (Number)	Total (Dollars)	Full workweek (Dollars)	Total (Dollars)	Full workweek (Dollars)	Total (Dollars)	Full workweek (Dollars)
Geographic division, total	[illegible]	[illegible]	2,400,138	974,348	824,060	966,755	835,732	1,039,355	871,984	[illegible]	40,103,462	[illegible]	[illegible]	[illegible]	[illegible]
Food group	[illegible]	[illegible]	403,312	160,514	132,448	160,476	136,004	161,756	134,402	7,353,877	6,932,019	7,748,307	[illegible]	[illegible]	[illegible]
Grocery stores, without fresh meat	[illegible]	834,940	37,416	15,744	11,574	15,493	12,260	15,041	11,914	695,396	[illegible]	[illegible]	[illegible]	[illegible]	[illegible]
Grocery stores, with fresh meat	8,010	2,303,443	142,959	82,722	65,595	80,471	66,070	83,844	66,668	3,505,438	3,238,243	3,698,984	[illegible]	[illegible]	[illegible]
Meat markets, fish markets	[illegible]	410,735	26,659	4,692	8,539	9,643	8,585	10,069	8,828	447,267	478,240	504,112	[illegible]	[illegible]	[illegible]
Fruit stores, vegetable markets	[illegible]	60,147	5,915	2,455	2,033	2,697	2,285	2,588	2,165	106,889	101,736	121,872	[illegible]	[illegible]	[illegible]
Candy, nut, confectionery stores	[illegible]	94,846	11,914	7,667	5,808	7,430	5,820	7,517	5,697	223,906	199,599	220,137	[illegible]	[illegible]	[illegible]
Dairy products stores, milk dealers	[illegible]	227,078	42,368	27,346	26,211	30,177	28,326	27,304	26,075	1,644,386	1,627,237	1,879,981	[illegible]	[illegible]	[illegible]
Bakery products stores	[illegible]	115,293	21,769	10,064	8,375	9,690	8,306	10,410	8,641	433,484	403,664	431,853	[illegible]	[illegible]	[illegible]
Egg, poultry dealers	[illegible]	49,539	2,774	1,189	916	1,199	934	1,219	949	51,053	46,609	51,969	[illegible]	[illegible]	[illegible]
All other food stores	390	64,830	10,538	3,635	3,397	3,676	3,418	3,714	3,465	146,058	192,805	149,355	[illegible]	[illegible]	[illegible]
Eating and drinking places	[illegible]	1,042,447	276,965	139,801	119,263	151,862	[illegible]	146,435	123,545	4,970,519	4,652,194	5,480,963	[illegible]	[illegible]	[illegible]
Eating places	[illegible]	894,948	239,483	123,059	104,553	134,860	113,344	129,178	108,599	4,271,601	3,990,345	4,736,751	[illegible]	[illegible]	[illegible]
Drinking places	[illegible]	147,499	37,482	16,742	14,710	17,002	14,921	17,257	14,946	698,918	661,849	744,212	703,115	[illegible]	[illegible]
General stores	[illegible]	61,912	6,509	3,447	3,017	3,524	3,037	3,407	2,926	122,482	115,449	133,294	123,330	131,471	119,191
General merchandise group	[illegible]	3,047,750	496,364	236,352	180,334	222,521	178,033	271,850	203,603	8,385,496	7,596,782	8,531,157	[illegible]	[illegible]	[illegible]
Department stores	369	2,305,927	389,552	163,331	135,189	153,199	130,575	190,236	154,237	6,559,584	6,076,303	6,594,874	[illegible]	[illegible]	[illegible]
Dry goods, general merchandise stores	1,109	219,046	25,809	11,932	9,742	12,026	9,982	13,117	10,378	442,043	416,233	465,499	437,102	496,119	[illegible]
Variety stores	1,647	522,777	81,003	61,089	35,403	57,296	37,476	68,497	38,988	1,383,869	1,104,246	1,469,784	1,208,654	1,587,187	1,251,[illegible]
Apparel group	10,235	2,164,450	304,843	125,314	100,029	111,732	92,672	132,160	105,377	5,483,060	5,083,807	5,259,917	4,930,523	6,087,148	[illegible]
Men's, boys' clothing, furnishings stores	2,134	465,710	64,388	20,449	17,853	18,584	16,753	20,813	17,902	1,150,704	1,101,424	1,109,826	1,078,665	1,271,462	1,228,[illegible]
Family clothing stores	725	421,474	58,923	25,499	19,846	21,526	17,838	27,488	21,511	1,067,555	967,679	985,194	913,142	1,176,[illegible]	1,068,[illegible]
Women's ready-to-wear stores	2,673	717,671	103,091	48,492	39,463	42,946	35,820	52,044	41,890	1,894,261	1,757,590	1,771,531	1,647,[illegible]	2,109,[illegible]	1,945,[illegible]
Millinery stores	382	13,381	2,548	1,673	1,302	1,208	997	1,533	1,239	51,242	47,280	40,640	37,318	52,343	48,[illegible]
Other apparel accessory, specialty stores	994	96,159	10,788	5,220	3,639	5,176	3,743	5,573	3,910	188,647	168,205	200,180	179,[illegible]	205,[illegible]	184,[illegible]
Shoe stores	2,439	323,696	41,042	16,185	11,115	15,095	10,945	15,994	11,216	712,967	647,671	737,396	674,176	744,[illegible]	681,307
Custom tailors	113	17,929	6,327	1,857	1,780	1,678	1,590	1,799	1,718	120,168	117,829	105,657	103,093	117,[illegible]	[illegible]
Furriers, fur shops	224	57,838	11,343	2,775	2,587	2,873	2,755	3,[illegible]	3,516	180,291	168,412	198,733	194,088	285,098	281,[illegible]
All other apparel stores	451	50,606	6,393	3,164	2,444	2,646	2,231	3,268	2,475	117,225	107,717	110,760	103,437	122,054	[illegible]
Furniture, furnishings, appliance group	5,835	1,226,696	177,926	59,925	57,485	60,650	58,351	63,237	60,392	3,143,805	3,094,485	3,381,319	3,329,704	3,443,627	3,385,[illegible]
Furniture stores	2,257	573,037	80,471	25,459	24,340	25,591	24,551	26,700	25,343	1,378,864	1,357,318	1,470,001	1,447,153	1,505,050	1,478,[illegible]
Floor covering, drapery stores	587	94,854	15,718	4,631	4,452	4,587	4,447	4,936	4,759	274,790	270,057	282,818	278,652	312,195	307,[illegible]
Other home furnishing stores	374	73,753	21,289	8,645	8,553	9,191	9,105	9,163	9,061	407,988	405,919	418,756	416,715	435,073	432,884
Household appliance stores	2,029	336,084	48,514	17,432	16,564	17,607	16,749	18,129	17,165	863,745	846,156	997,581	979,055	941,284	922,[illegible]
Radio stores	588	148,968	11,934	3,758	3,576	3,674	3,499	4,309	4,064	218,418	215,035	212,163	208,129	250,025	244,[illegible]
Automotive group	8,315	3,188,230	290,673	83,793	81,363	89,019	86,242	90,559	87,613	4,944,545	4,885,972	[illegible]	5,324,545	5,537,433	5,461,[illegible]
Motor vehicle (new and used) dealers	5,785	2,651,547	257,057	72,783	71,191	76,868	75,096	78,662	76,798	4,346,468	4,309,344	4,725,305	4,675,319	4,896,561	4,842,537
Motor vehicle (used) dealers	1,244	368,185	12,481	3,639	3,440	4,045	3,829	3,873	3,666	229,293	224,253	255,517	249,451	237,617	231,[illegible]
Tire, battery, accessory dealers	1,122	136,442	18,675	6,599	6,005	7,204	6,464	7,195	6,372	326,278	314,771	367,659	352,156	358,149	343,[illegible]
All other automotive dealers	164	32,056	2,460	772	727	902	853	829	777	42,506	41,599	48,548	47,619	45,056	44,012
Gasoline service stations	2,690	229,523	28,451	11,419	10,318	12,176	10,922	11,856	10,577	532,131	512,988	583,127	557,392	571,[illegible]	546,[illegible]
Lumber, building, hardware group	[illegible]	1,163,759	145,438	49,21[illegible]	46,239	52,696	49,848	52,991	49,728	2,476,247	2,414,733	2,813,673	2,746,853	2,830,008	2,755,008
Lumber yards, building materials dealers	2,172	675,089	80,578	25,899	24,655	28,030	26,716	27,919	26,481	1,379,979	1,347,686	1,540,620	1,504,501	1,548,630	1,507,[illegible]
Plumbing, paint, electrical stores	923	133,145	23,752	7,784	7,125	8,566	8,064	8,604	8,045	391,874	380,663	485,035	474,181	485,446	473,086
Hardware stores	1,082	238,346	31,536	11,786	10,887	12,141	11,275	12,574	11,473	531,789	517,374	600,165	583,739	607,467	588,887
Farm equipment dealers	592	117,179	9,572	3,748	3,572	3,959	3,793	3,894	3,729	172,605	169,010	187,853	184,432	188,465	185,431
Drug and proprietary stores	2,548	358,226	49,906	23,785	18,768	24,457	19,968	24,540	19,359	912,089	842,878	983,462	913,242	968,408	894,145
Drug stores	2,350	342,298	48,287	22,791	18,054	23,422	19,189	23,425	18,565	883,149	816,923	952,028	884,859	934,767	864,135
Proprietary stores	198	15,928	1,619	994	714	1,035	779	1,115	794	28,940	25,955	31,434	28,383	33,641	30,010
Liquor stores	1,766	374,330	20,365	6,613	6,299	6,773	6,470	7,244	6,927	354,247	348,369	364,229	358,344	399,994	393,779
Second-hand stores	315	20,724	3,690	1,365	1,311	1,374	1,318	1,366	1,316	72,022	71,059	77,947	76,882	75,890	74,933
Other retail stores	9,422	1,854,971	195,696	72,803	67,186	69,495	64,602	71,954	66,219	3,658,187	3,553,228	3,606,036	3,510,697	3,667,877	3,561,790
Fuel, fuel oil dealers	2,089	629,334	60,474	22,366	20,929	19,611	18,429	19,988	18,713	1,221,571	1,179,462	1,107,314	1,070,943	1,086,150	1,050,265
Ice dealers	61	5,501	1,884	614	582	793	738	611	587	29,425	28,717	41,860	40,892	32,852	32,418
Feed, farm, garden supply stores	1,825	500,072	26,663	11,018	10,332	10,567	10,108	10,673	10,177	502,986	490,808	508,836	499,701	513,867	504,172
Jewelry stores	997	176,417	29,302	9,090	8,510	9,132	8,591	9,991	9,190	514,711	502,908	530,073	517,981	554,431	538,247
Book, stationery stores	460	119,281	20,911	8,426	7,884	8,000	7,610	8,408	7,828	394,878	386,690	379,263	372,829	404,309	395,480
Sporting goods stores, bicycle stores	237	44,231	5,741	1,887	1,775	1,977	1,877	2,108	1,985	98,852	96,950	106,356	104,416	113,205	111,013
Florists	347	23,066	4,781	1,867	1,697	1,785	1,655	1,893	1,724	88,132	85,386	86,147	83,794	90,751	87,661
Cigar stores and stands	717	111,815	7,715	3,001	2,711	3,024	2,710	3,036	2,743	135,156	131,403	147,844	143,440	139,323	135,268
News dealers, newsstands	927	42,963	4,694	2,992	2,044	3,041	2,077	3,030	2,056	88,767	82,040	91,105	83,853	89,342	82,017
Gift, novelty, souvenir stores	242	13,781	2,050	965	773	953	769	1,084	857	35,327	32,403	37,726	34,414	42,075	38,363
Music stores	260	37,294	6,535	2,278	2,153	2,199	2,093	2,252	2,137	114,318	111,922	112,893	110,629	121,841	119,603
All other retail stores	1,260	151,216	24,946	8,299	7,796	8,413	7,945	8,880	8,222	434,064	424,539	456,619	447,805	479,731	467,283

See footnotes at end of table.

Table 13C.—PAID EMPLOYEES AND WEEKLY PAY ROLL FOR SELECTED WORKWEEKS FOR LARGE STORES AND MULTIUNITS, AND SMALL-STORE SAMPLE—GEOGRAPHIC DIVISION, BY KIND OF BUSINESS: 1948[1]—Continued

MIDDLE ATLANTIC

STORES, SALES, ANNUAL PAY ROLL, AND PAID EMPLOYEES AND WEEKLY PAY ROLL

[See text for explanatory material and description of sample data included]

Kind of business	Sample of small single-unit stores														
				Paid employees, workweek ended nearest—						Pay roll, workweek ended nearest—					
				March 15		July 15		Nov. 15		March 15		July 15		Nov. 15	
	Stores (Number)	Sales, entire year (Thousand dollars)	Pay roll, entire year (Thousand dollars)	Total (Number)	Full work-week (Number)	Total (Number)	Full work-week (Number)	Total (Number)	Full work-week (Number)	Total (Dollars)	Full work-week (Dollars)	Total (Dollars)	Full work-week (Dollars)	Total (Dollars)	Full work-week (Dollars)
Geographic division, total	31,741	916,071	71,256	39,053	31,192	42,507	34,319	42,805	34,253	1,329,365	1,217,200	1,465,435	1,341,929	1,493,930	1,366,622
Food group	10,185	295,994	11,766	6,911	5,222	7,221	5,470	7,404	5,589	228,485	205,288	244,959	219,745	252,018	226,499
Grocery stores, without fresh meat	3,041	74,567	1,465	979	663	1,001	689	1,004	672	28,384	24,414	30,146	26,185	30,494	26,286
Grocery stores, with fresh meat	2,360	91,938	2,480	1,702	1,251	1,775	1,319	1,796	1,301	49,511	43,767	52,417	46,472	52,596	46,333
Meat markets, fish markets	1,150	43,856	1,560	795	632	806	639	831	664	30,271	27,744	30,783	28,185	32,245	29,540
Fruit stores, vegetable markets	745	14,743	611	376	290	383	288	379	291	12,345	11,206	12,837	11,352	12,756	11,565
Candy, nut, confectionery stores	1,340	19,330	759	612	390	627	393	648	418	15,109	12,609	16,735	13,995	17,597	14,767
Dairy products stores, milk dealers	286	11,821	778	407	327	489	392	466	377	13,398	12,437	16,396	15,047	15,519	14,316
Bakery products stores	542	17,092	3,231	1,558	1,316	1,612	1,363	1,726	1,465	63,582	58,996	67,359	62,368	72,265	67,370
Egg, poultry dealers	190	5,211	149	98	59	101	60	111	62	2,632	1,958	2,649	1,936	2,956	2,113
All other food stores	531	17,436	733	384	294	427	327	443	339	13,253	12,157	15,637	14,205	15,590	14,209
Eating and drinking places	7,073	195,211	27,546	15,816	13,024	18,372	15,248	17,726	14,618	504,303	465,245	590,362	544,983	574,979	530,836
Eating places	3,285	85,530	12,290	7,638	6,325	9,483	7,929	8,929	7,411	218,868	201,655	272,012	250,360	259,741	238,847
Drinking places	3,788	109,681	15,256	8,178	6,699	8,889	7,319	8,797	7,207	285,435	263,590	318,350	294,623	315,238	291,989
General stores	138	4,939	121	89	68	98	75	92	70	2,226	1,998	2,518	2,268	2,416	2,14[illegible]
General merchandise group	703	16,115	876	569	426	575	437	638	474	16,808	15,192	16,602	14,922	18,401	16,251
Department stores	...	...	...	...	...	...	...	...	...	...	...	...	...	...	...
Dry goods, general merchandise stores	527	11,097	539	312	258	303	253	342	281	10,671	9,968	10,028	9,327	11,367	10,471
Variety stores	176	5,018	337	257	168	272	184	296	193	6,137	5,224	6,574	5,595	7,034	5,780
Apparel group	2,541	74,857	5,966	2,927	2,345	2,900	2,353	3,228	2,584	108,050	99,462	108,600	100,041	123,716	113,324
Men's, boys' clothing, furnishings stores	482	16,976	1,129	476	389	471	388	516	414	20,102	18,914	20,260	19,111	22,589	21,027
Family clothing stores	150	4,663	252	155	110	168	121	195	141	4,306	3,850	4,726	4,202	5,648	5,068
Women's ready-to-wear stores	611	19,041	1,393	816	660	810	655	891	721	26,284	24,128	26,020	23,845	29,514	26,866
Millinery stores	164	2,379	317	208	149	160	114	207	154	6,938	6,019	4,928	4,306	7,047	6,217
Other apparel accessory, specialty stores	329	8,201	528	258	206	282	219	312	234	9,474	8,491	10,315	9,153	11,136	9,677
Shoe stores	325	10,759	792	362	290	362	300	374	298	14,663	13,630	15,385	14,437	15,650	14,551
Custom tailors	143	2,894	606	261	223	254	220	270	233	11,797	10,999	11,690	10,835	13,163	12,153
Furriers, fur shops	71	2,669	385	127	112	143	121	171	156	6,054	5,774	6,416	5,906	9,105	8,794
All other apparel stores	266	7,279	466	263	208	252	215	294	233	8,432	7,657	8,860	8,247	9,864	8,869
Furniture, furnishings, appliance group	1,376	42,140	3,899	1,736	1,514	1,863	1,617	1,935	1,686	73,365	69,374	80,145	75,269	85,306	80,431
Furniture stores	292	11,908	997	433	385	459	396	469	417	18,269	17,524	19,306	18,279	20,625	19,781
Floor covering, drapery stores	209	6,634	429	391	346	406	360	453	402	17,553	16,732	17,468	17,171	21,234	20,082
Other home furnishing stores	381	6,662	703	303	270	379	330	328	286	12,174	11,076	16,135	14,904	13,587	12,847
Household appliance stores	351	12,220	971	464	401	473	415	515	444	19,381	18,144	20,586	19,336	22,423	20,971
Radio stores	143	4,716	299	145	112	146	116	170	137	5,988	5,396	6,150	5,579	7,437	6,750
Automotive group	512	20,535	1,584	726	661	778	700	804	724	24,553	28,287	31,481	30,693	33,601	32,304
Motor vehicle (new and used) dealers	117	7,544	603	281	253	299	270	326	294	10,695	10,288	12,088	11,735	13,349	12,847
Motor vehicle (used) dealers	139	5,290	227	118	104	127	114	137	123	3,988	3,750	4,580	4,244	5,125	4,862
Tire, battery, accessory dealers	198	5,466	612	275	256	288	265	287	256	11,972	11,714	12,287	11,942	12,403	11,911
All other automotive dealers	58	1,735	142	52	48	64	51	54	51	2,598	2,535	2,026	2,772	2,724	2,684
Gasoline service stations	2,833	81,088	5,058	2,634	2,032	2,914	2,302	2,926	2,280	91,507	82,587	104,493	94,783	106,261	95,800
Lumber, building, hardware group	1,026	36,400	3,354	1,535	1,367	1,591	1,407	1,670	1,486	63,658	60,374	69,371	60,656	70,518	66,80[illegible]
Lumber yards, building materials dealers	119	5,608	814	359	309	378	323	417	357	15,589	14,451	15,578	14,328	18,735	17,3[illegible]
Plumbing, paint, electrical stores	342	10,603	1,056	461	414	480	425	514	464	19,073	18,771	20,132	18,903	21,844	20,6[illegible]
Hardware stores	500	16,647	1,236	594	532	603	539	609	545	23,480	22,474	24,572	22,511	24,830	23,84[illegible]
Farm equipment dealers	65	3,542	248	123	114	130	120	130	120	4,816	4,678	5,089	4,914	5,109	4,744
Drug and proprietary stores	962	36,377	3,159	2,002	1,268	2,038	1,348	2,066	1,323	60,100	49,693	63,102	52,50[illegible]	63,769	52,678
Drug stores	858	33,367	2,943	1,847	1,165	1,875	1,235	1,900	1,212	56,039	46,267	58,749	48,831	59,445	49,027
Proprietary stores	104	3,010	216	155	103	163	113	166	111	4,061	3,426	4,353	3,674	4,324	3,65[illegible]
Liquor stores	531	24,357	909	453	357	474	372	493	386	19,697	18,232	21,661	19,936	22,283	20,35[illegible]
Second-hand stores	303	3,767	612	226	187	236	198	248	207	10,979	9,810	11,564	10,427	11,782	10,716
Other retail stores	3,558	84,291	6,436	3,429	2,721	3,442	2,787	3,575	2,826	120,934	111,658	124,077	115,191	128,880	118,488
Fuel, fuel oil dealers	348	14,043	997	518	429	495	417	519	433	19,769	18,018	18,632	17,267	20,483	19,026
Ice dealers	75	783	110	79	51	83	57	69	51	1,925	1,779	2,424	2,136	1,966	1,849
Feed, farm, garden supply stores	100	4,624	215	120	98	113	95	118	98	3,929	3,577	4,087	3,837	4,249	3,929
Jewelry stores	354	9,922	1,064	456	417	455	419	471	432	19,749	19,149	19,804	19,283	21,308	20,667
Book, stationery stores	173	4,709	404	230	185	215	183	245	190	7,559	7,020	7,433	6,993	8,260	7,52[illegible]
Sporting goods stores, bicycle stores	158	3,377	165	81	71	90	78	89	77	2,891	2,801	3,318	3,167	3,385	3,261
Florists	341	6,827	871	494	384	466	376	467	373	16,705	14,773	16,195	14,742	16,412	14,74[illegible]
Cigar stores and stands	706	13,303	313	228	136	240	145	253	155	6,155	5,435	6,569	5,786	6,[illegible]	5[illegible]
News dealers, newsstands	210	4,337	179	196	117	196	122	208	128	3,379	2,781	3,500	2,968	4,714	[illegible]
Gift, novelty, souvenir stores	324	5,160	323	218	144	247	171	265	175	5,540	4,719	6,539	5,647	6,716	5,604
Music stores	117	2,555	228	118	96	125	104	124	99	4,012	3,787	4,507	4,262	4,387	4,[illegible]
All other retail stores	669	14,051	1,590	691	593	717	620	747	617	29,341	27,819	31,069	29,553	31,[illegible]	28,[illegible]

See footnotes at end of table.

Table 13C.—PAID EMPLOYEES AND WEEKLY PAY ROLL FOR SELECTED WORKWEEKS FOR LARGE STORES AND MULTIUNITS, AND SMALL-STORE SAMPLE—GEOGRAPHIC DIVISION, BY KIND OF BUSINESS: 1948[1]—Continued

EAST NORTH CENTRAL

STORES, SALES, ANNUAL PAY ROLL, AND PAID EMPLOYEES AND WEEKLY PAY ROLL

[See text for explanatory material and description of sample data included]

Kind of business	Large stores and multiunits: Stores (Number)	Sales, entire year (Thousand dollars)	Pay roll, entire year (Thousand dollars)	Paid employees, workweek ended nearest—March 15: Total (Number)	March 15: Full workweek (Number)	July 15: Total (Number)	July 15: Full workweek (Number)	Nov. 15: Total (Number)	Nov. 15: Full workweek (Number)	Pay roll, workweek ended nearest—March 15: Total (Dollars)	March 15: Full workweek (Dollars)	July 15: Total (Dollars)	July 15: Full workweek (Dollars)	Nov. 15: Total (Dollars)	Nov. 15: Full workweek (Dollars)
Geographic division, total	[illegible]	[illegible]	[illegible]	1,001,955	817,896	1,009,368	845,555	1,084,306	871,596	43,079,205	40,213,814	[illegible]	43,212,281	[illegible]	[illegible]
Food group	[illegible]	[illegible]	[illegible]	155,868	113,351	157,435	120,168	154,167	115,849	[illegible]	[illegible]	[illegible]	[illegible]	[illegible]	[illegible]
Grocery stores, without fresh meat	[illegible]	[illegible]	15,815	9,717	6,138	9,394	6,401	9,122	5,831	340,793	[illegible]	[illegible]	[illegible]	[illegible]	[illegible]
Grocery stores, with fresh meat	[illegible]	[illegible]	201,756	98,821	67,397	98,020	71,501	101,794	69,954	3,663,969	[illegible]	[illegible]	[illegible]	[illegible]	[illegible]
Meat markets, fish markets	[illegible]	[illegible]	16,250	6,319	4,953	6,273	4,996	6,612	5,108	297,645	275,375	302,520	[illegible]	[illegible]	[illegible]
Fruit stores, vegetable markets	[illegible]	[illegible]	[illegible]	[illegible]	540	1,039	704	938	619	27,882	24,100	[illegible]	[illegible]	[illegible]	[illegible]
Candy, nut, confectionery stores	[illegible]	[illegible]	11,161	6,734	4,542	6,786	4,658	7,226	4,831	207,076	166,144	208,896	[illegible]	[illegible]	[illegible]
Dairy products stores, milk dealers	[illegible]	[illegible]	[illegible]	[illegible]	[illegible]	[illegible]	24,616	24,226	22,025	1,413,591	1,380,352	[illegible]	[illegible]	[illegible]	[illegible]
Bakery products stores	[illegible]	[illegible]	[illegible]	4,846	3,628	[illegible]	3,690	5,184	3,918	178,367	162,643	[illegible]	[illegible]	[illegible]	[illegible]
Egg, poultry dealers	[illegible]	[illegible]	1,347	638	472	681	497	752	512	23,162	20,702	25,193	[illegible]	[illegible]	[illegible]
All other food stores	189	[illegible]	10,456	3,287	3,041	3,328	3,105	3,313	3,097	185,011	180,379	[illegible]	[illegible]	[illegible]	[illegible]
Eating and drinking places	[illegible]	[illegible]	184,528	95,749	80,553	104,173	87,665	102,237	85,833	3,332,185	3,094,086	[illegible]	[illegible]	[illegible]	[illegible]
Eating places	[illegible]	[illegible]	146,645	78,452	65,974	86,509	72,397	84,237	70,688	2,637,594	[illegible]	[illegible]	[illegible]	[illegible]	[illegible]
Drinking places	[illegible]	[illegible]	[illegible]	17,297	14,579	17,664	15,268	18,000	15,145	694,591	645,822	724,504	[illegible]	[illegible]	[illegible]
General stores	[illegible]	[illegible]	[illegible]	3,084	2,476	[illegible]	2,556	3,190	2,544	102,552	[illegible]	[illegible]	96,532	[illegible]	[illegible]
General merchandise group	[illegible]	3,787,702	[illegible]	280,833	212,046	267,035	209,561	324,826	234,106	9,689,150	8,687,674	10,265,405	[illegible]	[illegible]	[illegible]
Department stores	[illegible]	[illegible]	458,442	200,446	162,377	193,460	159,801	232,838	179,433	7,690,915	7,013,623	8,209,266	7,493,401	[illegible]	[illegible]
Dry goods, general merchandise stores	[illegible]	[illegible]	41,743	21,644	16,343	21,781	16,666	25,071	17,619	701,108	[illegible]	[illegible]	670,528	816,683	[illegible]
Variety stores	[illegible]	[illegible]	[illegible]	58,743	33,326	51,794	33,094	66,917	37,054	1,297,127	1,037,088	[illegible]	[illegible]	1,510,228	[illegible]
Apparel group	[illegible]	[illegible]	[illegible]	92,970	71,179	88,191	70,174	99,380	[illegible]	3,760,141	3,445,444	3,745,083	3,464,682	4,118,382	[illegible]
Men's, boys' clothing, furnishings stores	[illegible]	[illegible]	[illegible]	15,658	12,618	15,170	12,685	16,556	13,062	794,407	745,249	806,732	[illegible]	[illegible]	[illegible]
Family clothing stores	850	281,953	40,311	17,566	13,605	15,576	12,764	18,172	13,954	[illegible]	684,627	702,124	653,416	[illegible]	[illegible]
Women's ready-to-wear stores	[illegible]	566,603	74,642	37,057	29,414	35,373	28,612	40,587	31,810	1,307,125	1,197,717	1,295,030	1,190,483	1,470,852	[illegible]
Millinery stores	[illegible]	[illegible]	[illegible]	1,660	1,005	1,161	872	1,476	989	42,908	34,493	34,390	30,719	[illegible]	[illegible]
Other apparel accessory, specialty stores	[illegible]	[illegible]	5,432	2,839	1,512	2,953	1,659	3,217	1,702	96,670	78,615	103,540	[illegible]	[illegible]	[illegible]
Shoe stores	[illegible]	[illegible]	30,340	13,670	8,923	13,284	9,276	14,077	[illegible]	519,363	463,859	551,230	[illegible]	[illegible]	[illegible]
Custom tailors	125	19,080	4,893	1,449	1,378	1,336	1,262	1,455	1,390	92,291	90,902	78,538	77,413	93,359	[illegible]
Furriers, fur shops	[illegible]	45,375	8,231	2,225	2,075	2,519	2,390	2,877	2,728	127,257	123,497	144,483	141,403	[illegible]	[illegible]
All other apparel stores	[illegible]	[illegible]	1,631	846	649	819	654	[illegible]	718	28,593	25,485	29,016	26,639	33,414	[illegible]
Furniture, furnishings, appliance group	[illegible]	[illegible]	[illegible]	[illegible]	48,946	54,066	50,750	54,595	50,971	2,800,625	[illegible]	3,084,083	3,019,001	[illegible]	[illegible]
Furniture stores	[illegible]	[illegible]	78,439	23,852	22,508	24,312	23,026	24,821	23,367	1,362,173	1,337,790	1,449,990	1,424,917	1,476,175	[illegible]
Floor covering, drapery stores	438	84,134	14,566	4,170	3,916	4,371	4,078	4,340	[illegible]	[illegible]	245,131	274,360	[illegible]	[illegible]	[illegible]
Other home furnishing stores	[illegible]	48,335	16,612	7,407	[illegible]	7,951	7,858	7,648	7,535	355,389	353,360	379,390	377,443	[illegible]	[illegible]
Household appliance stores	[illegible]	303,137	43,159	15,614	14,045	16,193	14,637	16,420	14,768	760,684	737,640	907,083	882,147	[illegible]	[illegible]
Radio stores	210	38,958	4,019	1,266	1,169	1,239	1,151	1,366	1,254	69,914	67,880	73,260	71,138	81,075	[illegible]
Automotive group	[illegible]	[illegible]	[illegible]	111,985	107,168	117,978	113,124	121,818	116,295	7,055,190	6,945,340	7,738,490	7,612,234	8,008,495	[illegible]
Motor vehicle (new and used) dealers	7,831	[illegible]	355,566	96,401	93,015	100,736	97,658	104,768	101,169	6,163,582	6,083,543	6,706,460	6,616,785	7,028,958	[illegible]
Motor vehicle (used) dealers	[illegible]	470,686	19,096	4,892	4,579	5,417	5,080	5,335	4,459	336,499	326,818	387,196	377,392	365,575	[illegible]
Tire, battery, accessory dealers	1,304	184,150	26,258	4,270	8,266	10,182	8,913	10,256	8,873	468,629	[illegible]	545,054	521,298	525,438	[illegible]
All other automotive dealers	324	65,745	4,877	1,422	1,308	1,643	1,473	1,459	1,294	86,480	84,412	99,780	96,759	98,524	[illegible]
Gasoline service stations	4,030	439,603	47,418	18,502	16,085	19,480	16,957	19,738	17,060	868,424	822,163	974,960	[illegible]	956,109	[illegible]
Lumber, building, hardware group	[illegible]	2,019,333	245,062	79,795	73,379	87,127	80,856	85,607	78,703	4,122,200	3,993,045	4,797,563	4,649,617	4,683,251	[illegible]
Lumber yards, building materials dealers	[illegible]	[illegible]	133,297	39,934	37,155	44,263	41,060	43,056	39,927	2,201,912	2,134,206	2,579,534	[illegible]	2,514,804	[illegible]
Plumbing, paint, electrical stores	[illegible]	[illegible]	35,524	10,640	9,390	12,002	11,310	11,534	10,742	578,667	557,042	727,235	710,473	686,312	[illegible]
Hardware stores	[illegible]	349,133	44,852	16,880	15,135	17,816	16,073	18,186	15,891	767,264	740,936	859,480	826,871	853,765	[illegible]
Farm equipment dealers	[illegible]	[illegible]	31,389	12,341	11,699	13,046	12,413	12,831	12,143	574,357	560,861	631,314	616,503	628,370	[illegible]
Drug and proprietary stores	[illegible]	561,461	71,985	37,762	27,034	39,696	28,973	39,405	28,109	1,322,026	1,149,452	1,431,354	1,241,034	1,412,447	[illegible]
Drug stores	[illegible]	538,578	[illegible]	36,141	25,826	37,918	27,600	37,625	26,797	1,266,808	1,099,954	1,377,966	1,193,426	1,358,087	[illegible]
Proprietary stores	171	22,883	2,983	1,621	1,208	1,778	1,373	1,780	1,312	55,218	49,498	53,388	47,608	54,360	[illegible]
Liquor stores	1,236	[illegible]	12,930	4,739	4,126	4,893	4,228	5,016	4,345	240,750	228,556	240,046	226,650	253,812	240,146
Second-hand stores	[illegible]	16,232	2,961	1,074	1,003	1,148	1,017	1,144	1,049	52,510	50,862	[illegible]	53,915	56,550	53,659
Other retail stores	8,272	1,642,383	179,604	67,285	60,550	65,081	59,526	68,183	61,229	3,400,956	3,271,891	3,302,204	3,194,808	3,428,321	[illegible]
Fuel, fuel oil dealers	1,800	464,256	52,925	19,571	17,414	17,020	15,483	17,951	16,240	1,084,254	1,023,597	925,510	883,248	975,806	929,875
Ice dealers	82	9,500	2,698	822	772	1,083	1,017	836	781	43,219	42,139	60,323	58,943	45,028	43,865
Feed, farm, garden supply stores	2,428	623,040	34,967	14,507	13,688	14,442	13,689	14,401	13,642	665,693	649,688	691,649	676,700	[illegible]	[illegible]
Jewelry stores	[illegible]	159,813	27,885	8,106	7,485	8,101	7,553	8,729	7,987	480,784	470,307	491,786	481,360	521,812	508,194
Book, stationery stores	347	84,029	17,069	7,248	6,571	7,167	6,729	7,443	6,837	323,111	313,448	319,758	312,319	351,349	341,288
Sporting goods stores, bicycle stores	207	38,243	4,815	1,613	1,478	[illegible]	1,534	1,716	1,536	79,427	77,211	85,144	82,116	87,064	83,762
Florists	294	21,604	4,063	1,569	1,363	1,570	1,354	1,570	1,380	73,036	69,676	73,809	70,289	74,978	72,144
Cigar stores and stands	556	57,027	4,366	1,950	1,599	1,915	1,612	1,994	1,589	81,435	76,591	86,292	81,981	83,116	77,594
News dealers, newsstands	189	17,052	2,089	1,669	945	1,649	965	1,696	944	38,906	33,690	38,531	33,829	39,599	33,844
Gift, novelty, souvenir stores	123	11,363	1,587	681	492	750	540	1,614	868	21,531	18,490	23,753	20,377	40,993	30,213
Music stores	289	51,998	9,153	3,306	2,985	3,197	2,927	3,406	3,115	193,070	188,020	166,931	162,280	170,021	165,274
All other retail stores	955	104,452	17,987	6,243	5,758	6,508	6,123	6,827	6,310	316,490	309,034	338,718	331,366	353,320	344,143

See footnotes at end of table.

Table 13C.—PAID EMPLOYEES AND WEEKLY PAY ROLL FOR SELECTED WORKWEEKS FOR LARGE STORES AND MULTIUNITS, AND SMALL-STORE SAMPLE—GEOGRAPHIC DIVISION, BY KIND OF BUSINESS: 1948[1]—Continued

EAST NORTH CENTRAL

STORES, SALES, ANNUAL PAY ROLL, AND PAID EMPLOYEES AND WEEKLY PAY ROLL
[See text for explanatory material and description of sample data included]

Kind of business	Stores	Sales, entire year	Pay roll, entire year	Sample of small single-unit stores: Paid employees, workweek ended nearest— March 15, Total	March 15, Full workweek	July 15, Total	July 15, Full workweek	Nov. 15, Total	Nov. 15, Full workweek	Pay roll, workweek ended nearest— March 15, Total	March 15, Full workweek	July 15, Total	July 15, Full workweek	Nov. 15, Total	Nov. 15, Full workweek
	(Number)	(Thousand dollars)	(Thousand dollars)	(Number)	(Number)	(Number)	(Number)	(Number)	(Number)	(Dollars)	(Dollars)	(Dollars)	(Dollars)	(Dollars)	(Dollars)
Geographic division, total	26,904	862,991	69,986	40,335	30,188	43,805	33,38[illegible]	45,108	33,545	1,301,557	1,1 2,129	1,436,467	1,285,183	1,488,213	1,322,709
Food group	7,265	245,147	10,219	6,656	4,519	7,109	4,969	7,326	4,989	193,661	167,093	212,454	184,225	219,648	189,993
Grocery stores, without fresh meat	1,511	36,503	722	635	350	662	383	696	382	13,583	10,232	14,828	11,467	15,660	11,976
Grocery stores, with fresh meat	3,724	150,925	4,430	3,123	2,094	3,267	2,268	3,402	2,282	82,127	70,004	88,905	76,051	93,063	79,065
Meat markets, fish markets	396	16,844	756	358	253	378	276	405	295	14,076	12,366	15,052	13,495	16,409	14,749
Fruit stores, vegetable markets	216	3,767	157	97	46	136	79	128	69	2,556	1,894	3,504	2,821	3,601	2,909
Candy, nut, confectionery stores	562	9,253	632	498	322	536	312	527	332	11,868	9,979	12,383	10,029	13,212	11,053
Dairy products stores, milk dealers	173	7,064	657	359	278	467	382	403	318	12,183	11,160	15,860	14,602	13,266	12,300
Bakery products stores	384	12,704	2,579	1,393	1,052	1,455	1,133	1,557	1,181	51,889	47,167	55,908	50,993	58,534	53,283
Egg, poultry dealers	92	2,858	124	87	53	90	55	91	51	2,313	1,741	2,580	1,911	2,499	1,833
All other food stores	207	5,229	162	106	71	118	81	117	79	3,066	2,550	3,434	2,856	3,404	2,825
Eating and drinking places	7,126	187,258	27,013	16,622	12,873	18,545	14,423	18,883	14,475	500,041	449,171	558,559	500,797	575,053	513,057
Eating places	2,970	70,506	12,438	8,618	6,735	10,071	7,897	10,168	7,876	225,988	201,453	263,711	233,692	270,968	239,628
Drinking places	4,156	116,752	14,575	8,004	6,138	8,474	6,526	8,715	6,599	274,053	247,718	294,848	267,105	304,085	273,429
General stores	185	7,757	267	223	147	242	156	244	148	4,781	4,167	5,315	4,542	5,298	4,358
General merchandise group	438	13,501	928	760	466	758	502	858	543	17,544	14,185	18,439	15,148	19,789	16,139
Department stores	...	...	...	...	...	...	...	...	...	...	...	...	...	...	...
Dry goods, general merchandise stores	244	7,703	460	328	215	337	235	362	240	8,499	7,096	9,076	7,659	9,325	7,728
Variety stores	194	5,798	468	432	251	421	267	496	303	9,045	7,089	9,363	7,489	10,464	8,411
Apparel group	1,411	46,390	3,727	2,031	1,521	2,025	1,556	2,236	1,612	70,376	63,949	71,483	65,171	77,018	68,942
Men's, boys' clothing, furnishings stores	304	13,239	991	439	351	459	375	482	374	17,358	16,145	18,314	17,129	18,887	17,523
Family clothing stores	108	3,688	220	140	104	143	111	162	112	4,502	4,057	3,836	3,434	3,966	3,379
Women's ready-to-wear stores	307	10,364	844	535	384	556	409	610	436	14,706	12,933	16,187	14,345	17,589	15,365
Millinery stores	99	1,385	165	116	90	86	68	114	79	3,354	3,012	2,462	2,269	3,336	2,835
Other apparel accessory, specialty stores	90	2,043	153	94	70	103	68	116	75	2,988	2,529	3,087	2,569	3,433	2,765
Shoe stores	252	9,032	652	334	244	331	250	348	244	11,873	10,841	12,266	11,204	12,463	11,293
Custom tailors	90	1,874	308	138	121	128	109	144	120	8,292	8,048	7,881	7,573	8,548	8,185
Furriers, fur shops	41	1,424	184	79	65	84	72	95	78	3,288	3,056	3,516	3,294	4,487	4,119
All other apparel stores	120	3,341	210	154	92	135	94	165	94	4,015	3,328	3,934	3,354	4,304	3,478
Furniture, furnishings, appliance group	1,106	36,736	3,279	1,504	1,251	1,590	1,352	1,639	1,362	59,876	55,976	65,415	61,663	70,419	65,161
Furniture stores	263	11,206	910	440	365	439	376	479	386	16,468	15,488	17,459	16,611	20,932	18,820
Floor covering, drapery stores	110	4,520	601	235	193	262	222	261	227	10,653	9,952	12,624	12,070	13,280	12,770
Other home furnishing stores	168	2,919	335	134	98	181	143	158	124	5,529	4,914	7,205	6,529	6,767	6,056
Household appliance stores	426	14,792	1,201	561	481	585	506	603	510	22,306	21,037	23,494	22,125	24,112	22,590
Radio stores	139	3,299	232	134	114	123	105	138	115	4,920	4,585	4,633	4,328	5,308	4,925
Automotive group	725	30,757	2,030	928	820	1,022	897	1,056	931	36,656	34,947	42,015	39,795	45,536	43,487
Motor vehicle (new and used) dealers	186	11,694	860	384	355	414	386	471	433	15,533	15,035	18,170	17,654	21,924	21,162
Motor vehicle (used) dealers	180	7,868	[illegible]	106	94	121	98	138	123	4,382	4,135	4,978	4,444	6,154	5,881
Tire, battery, accessory dealers	265	8,277	754	371	321	397	345	382	324	14,342	13,636	15,567	14,830	14,840	14,032
All other automotive dealers	94	2,918	151	67	50	30	68	65	51	2,399	2,141	3,300	2,867	2,618	2,412
Gasoline service stations	3,296	110,815	6,172	3,265	2,357	3,634	2,679	3,779	2,709	113,769	99,546	129,826	113,637	134,611	117,047
Lumber, building, hardware group	1,419	58,263	5,183	2,226	1,897	2,444	2,129	2,495	2,129	98,670	92,495	111,078	104,593	115,149	108,149
Lumber yards, building materials dealers	153	8,227	831	331	282	405	354	407	351	13,646	12,570	17,733	16,645	17,814	16,870
Plumbing, paint, electrical stores	413	13,669	1,950	743	646	809	722	814	708	39,674	37,495	44,403	42,114	45,628	43,258
Hardware stores	644	23,918	1,720	828	694	873	742	894	742	31,476	29,451	33,706	31,506	35,387	32,792
Farm equipment dealers	209	12,449	682	324	275	357	311	380	328	13,874	12,979	15,236	14,328	16,320	15,229
Drug and proprietary stores	771	35,261	3,092	2,105	1,271	2,248	1,446	2,236	1,371	56,094	45,708	62,880	51,570	[illegible]	[illegible]
Drug stores	638	31,254	2,828	1,896	1,143	2,004	1,295	1,994	1,228	51,502	42,119	57,377	47,326	55,627	45,532
Proprietary stores	133	4,007	264	209	128	244	151	242	143	4,592	3,589	5,503	4,244	5,272	[illegible]
Liquor stores	422	16,792	836	439	322	461	337	505	367	16,622	14,799	17,785	15,721	19,431	[illegible]
Second-hand stores	(2)	(2)	(2)	(2)	(2)	(2)	(2)	(2)	(2)	(2)	(2)	(2)	(2)	(2)	(2)
Other retail stores	2,484	70,650	6,752	3,356	2,586	3,502	2,771	3,628	2,751	124,872	112,894	132,141	120,587	[illegible]	[illegible]
Fuel, fuel oil dealers	304	14,235	1,362	695	555	609	501	672	531	28,679	[illegible]	25,067	22,813	27,396	[illegible]
Ice dealers	(2)	(2)	(2)	(2)	(2)	(2)	(2)	(2)	(2)	(2)	(2)	(2)	(2)	(2)	(2)
Feed, farm, garden supply stores	218	8,938	366	220	168	258	209	222	171	7,081	6,170	7,729	6,878	7,359	[illegible]
Jewelry stores	350	11,217	1,324	539	464	539	472	582	500	24,155	23,062	24,921	23,931	26,213	[illegible]
Book, stationery stores	95	2,734	325	170	130	159	137	187	137	5,837	5,435	[illegible]	5,726	6,286	[illegible]
Sporting goods stores, bicycle stores	172	4,146	233	128	103	163	125	163	130	3,779	3,419	5,087	4,544	5,366	[illegible]
Florists	274	6,146	784	442	308	415	316	426	310	15,030	12,632	14,729	13,049	15,098	[illegible]
Cigar stores and stands	175	3,553	277	158	138	159	140	163	139	5,155	4,978	5,257	5,084	6,041	[illegible]
News dealers, newsstands	[illegible]	2,095	128	125	58	139	65	143	62	3,019	2,343	3,324	2,524	3,294	[illegible]
Gift, novelty, souvenir stores	202	2,956	208	120	73	191	109	152	86	3,024	2,541	4,361	3,705	3,845	[illegible]
Music stores	110	2,682	255	118	87	118	93	144	107	4,488	3,993	4,446	4,060	5,157	[illegible]
All other retail stores	459	10,723	1,205	524	401	586	454	625	466	20,487	18,537	24,195	22,044	25,526	[illegible]

[1] See footnotes at end of table.

Table 13C.—PAID EMPLOYEES AND WEEKLY PAY ROLL FOR SELECTED WORKWEEKS FOR LARGE STORES AND MULTIUNITS, AND SMALL-STORE SAMPLE—GEOGRAPHIC DIVISION, BY KIND OF BUSINESS: 1948 —Continued

WEST NORTH CENTRAL

STORES, SALES, ANNUAL PAY ROLL, AND PAID EMPLOYEES AND WEEKLY PAY ROLL

[See text for explanatory material and description of sample data included]

Kind of business	Large stores and multiunits														
	Stores	Sales, entire year	Pay roll, entire year	Paid employees, workweek ended nearest—						Pay roll, workweek ended nearest—					
				March 15		July 15		Nov. 15		March 15		July 15		Nov. 15	
				Total	Full work-week	Total	Full work-week	Total	Full work-week	Total	Full work-week	Total	Full work-week	Total	Full work-week
	(Number)	(Thousand dollars)	(Thousand dollars)	(Number)	(Number)	(Number)	(Number)	(Number)	(Number)	(Dollars)	(Dollars)	(Dollars)	(Dollars)	(Dollars)	(Dollars)
Geographic division, total	[illegible]	[illegible]	[illegible]	424,043	358,821	430,375	369,912	454,114	376,587	17,200,786	16,259,651	18,252,371	[illegible]	[illegible]	[illegible]
Food group	[illegible]	[illegible]	117,142	60,376	46,280	58,280	45,579	58,952	44,165	2,169,957	1,995,470	2,270,353	[illegible]	2,285,981	[illegible]
Grocery stores, without fresh meat	[illegible]	36,619	4,842	2,930	2,111	3,049	2,294	3,044	2,140	93,312	84,161	100,059	[illegible]	[illegible]	[illegible]
Grocery stores, with fresh meat	[illegible]	1,313,365	52,543	45,836	33,990	43,110	32,619	44,161	31,716	1,522,164	1,375,211	1,590,935	[illegible]	[illegible]	[illegible]
Meat markets, fish markets	[illegible]	[illegible]	[illegible]	1,105	896	1,115	909	1,159	932	48,426	44,956	50,288	[illegible]	[illegible]	[illegible]
Fruit stores, vegetable markets	[illegible]	4,039	282	138	114	178	150	137	118	4,882	4,652	6,426	[illegible]	[illegible]	[illegible]
Candy, nut, confectionery stores	[illegible]	13,370	1,679	1,022	708	920	679	1,111	779	29,822	25,982	28,427	[illegible]	[illegible]	[illegible]
Dairy products stores, milk dealers	[illegible]	179,480	19,025	6,514	6,014	7,125	6,549	6,509	6,009	354,166	347,939	382,232	73,843	[illegible]	[illegible]
Bakery products stores	211	20,352	2,034	1,231	991	1,221	983	1,259	1,020	34,192	36,261	39,620	36,637	[illegible]	[illegible]
Egg, poultry dealers	70	12,320	385	272	217	270	221	279	229	7,853	7,100	8,084	7,381	[illegible]	[illegible]
All other food stores	65	17,054	3,611	1,328	1,239	1,292	1,215	1,293	1,222	70,140	69,208	64,282	63,304	[illegible]	[illegible]
Eating and drinking places	[illegible]	220,488	54,052	31,780	26,372	34,952	29,194	33,751	27,949	991,247	912,577	1,089,830	1,003,042	1,069,877	[illegible]
Eating places	[illegible]	157,820	41,989	25,990	21,586	28,918	24,153	27,651	22,900	764,572	701,375	949,500	779,036	829,391	[illegible]
Drinking places	804	62,668	12,063	5,790	4,786	6,034	5,041	6,100	5,049	226,675	211,202	240,330	224,006	240,486	[illegible]
General stores	[illegible]	80,218	5,563	3,335	2,739	3,504	2,829	3,612	2,826	98,836	91,979	106,743	97,184	104,507	[illegible]
General merchandise group	2,318	1,489,142	206,879	104,966	81,510	103,573	83,225	121,524	89,575	3,662,327	3,357,325	3,813,091	3,500,713	4,224,108	[illegible]
Department stores	[illegible]	1,006,685	145,501	64,872	54,472	65,161	55,071	74,572	59,461	2,525,658	2,352,882	2,681,271	2,493,639	[illegible]	[illegible]
Dry goods, general merchandise stores	1,192	213,660	34,340	18,316	14,317	18,763	14,931	21,405	15,743	656,353	611,870	641,757	541,319	[illegible]	[illegible]
Variety stores	849	168,797	27,038	21,778	12,721	19,649	13,223	25,547	14,371	480,316	392,573	490,063	415,755	561,707	[illegible]
Apparel group	3,068	[illegible]	74,239	34,215	27,633	33,313	28,035	37,475	29,831	1,299,661	1,209,920	1,311,452	1,231,465	[illegible]	[illegible]
Men's, boys' clothing, furnishings stores	730	127,561	14,837	5,253	4,551	5,184	4,588	5,595	4,732	252,358	242,363	252,757	243,228	294,424	[illegible]
Family clothing stores	[illegible]	134,818	18,103	8,198	6,757	8,127	6,956	9,430	7,453	307,039	288,342	313,553	276,493	364,846	[illegible]
Women's ready-to-wear stores	[illegible]	211,005	26,794	14,301	11,655	13,725	11,534	15,733	12,626	486,922	449,418	483,640	449,727	549,328	[illegible]
Millinery stores	163	4,241	718	648	374	454	336	581	375	14,130	11,530	11,327	10,234	13,877	[illegible]
Other apparel accessory, specialty stores	[illegible]	6,673	[illegible]	507	234	514	244	543	248	13,246	10,433	14,327	10,894	14,241	[illegible]
Shoe stores	605	67,772	8,214	3,700	2,635	3,534	2,766	3,686	2,657	148,614	135,191	151,216	140,198	151,004	138,307
Custom tailors	26	3,607	1,232	477	371	420	335	453	378	24,909	21,180	21,633	18,914	23,768	[illegible]
Furriers, fur shops	76	13,370	3,140	922	884	1,151	1,103	1,216	1,161	44,727	44,276	55,366	54,620	[illegible]	[illegible]
All other apparel stores	46	3,213	424	209	172	204	173	238	201	7,716	7,187	[illegible]	7,157	[illegible]	[illegible]
Furniture, furnishings, appliance group	[illegible]	432,111	37,610	25,160	[illegible]	[illegible]	[illegible]	[illegible]	24,623	1,251,811	1,221,369	[illegible]	[illegible]	[illegible]	[illegible]
Furniture stores	1,024	[illegible]	34,860	12,026	11,439	12,170	11,628	12,515	11,860	608,643	597,794	636,330	625,227	662,956	[illegible]
Floor covering, drapery stores	85	19,055	3,492	1,095	1,042	1,128	1,075	1,131	1,083	59,825	58,803	61,140	60,070	62,278	61,364
Other home furnishing stores	78	20,589	6,882	3,216	3,197	3,652	3,624	3,632	3,577	129,996	129,679	142,058	141,604	149,013	147,854
Household appliance stores	1,456	145,635	22,138	8,643	7,626	8,811	7,811	8,948	7,905	444,176	426,177	490,441	470,698	460,976	441,267
Radio stores	35	2,967	438	180	165	176	163	215	198	9,171	8,916	8,913	8,715	10,130	[illegible]
Automotive group	6,422	2,052,166	180,507	59,438	57,372	62,247	60,022	63,599	61,177	3,188,399	3,142,290	[illegible]	3,416,999	[illegible]	[illegible]
Motor vehicle (new and used) dealers	4,958	1,754,209	160,948	52,565	51,067	54,623	53,145	56,201	54,581	2,840,957	2,804,807	3,072,735	3,031,594	3,220,819	3,179,867
Motor vehicle (used) dealers	683	179,513	6,019	1,928	1,814	2,093	1,965	2,001	1,874	107,996	105,720	118,827	116,242	112,130	109,551
Tire, battery, accessory dealers	652	90,324	11,582	4,339	3,922	4,823	4,241	4,794	4,161	204,528	197,533	[illegible]	[illegible]	231,534	221,759
All other automotive dealers	129	28,120	1,958	606	569	708	671	603	561	34,918	34,180	42,021	41,179	36,578	[illegible]
Gasoline service stations	2,590	251,644	22,217	9,756	8,720	10,176	9,115	10,273	9,112	416,475	398,584	447,637	427,750	448,839	[illegible]
Lumber, building, hardware group	8,792	1,500,947	133,465	51,064	46,258	54,427	48,860	53,905	48,653	2,372,717	2,262,426	2,622,888	2,504,227	2,625,886	[illegible]
Lumber yards, building materials dealers	3,841	646,432	60,012	21,777	19,103	23,419	20,613	23,288	20,472	1,024,492	963,353	1,132,768	1,067,974	1,157,869	1,089,492
Plumbing, paint, electrical stores	538	70,870	14,599	4,646	4,216	5,084	4,789	4,991	4,624	254,410	244,768	310,963	302,422	283,811	[illegible]
Hardware stores	1,149	185,027	19,727	8,434	7,604	8,829	7,851	8,939	7,778	352,193	334,036	372,144	351,487	381,942	359,786
Farm equipment dealers	3,264	598,618	39,127	16,207	15,335	17,095	15,607	16,687	15,779	741,622	720,269	807,013	782,344	802,264	[illegible]
Drug and proprietary stores	1,235	209,224	27,589	15,235	12,431	16,190	13,428	15,960	12,769	493,828	453,359	545,798	503,312	533,088	[illegible]
Drug stores	1,173	201,734	26,542	14,631	11,985	15,564	12,925	15,317	12,293	476,653	438,032	527,160	486,262	514,894	[illegible]
Proprietary stores	62	7,490	1,047	604	446	626	503	643	476	17,175	15,327	18,638	17,050	18,194	16,330
Liquor stores	792	112,493	5,822	2,479	2,230	2,549	2,282	2,581	2,300	108,452	104,561	111,083	107,030	113,201	[illegible]
Second-hand stores	105	6,614	1,088	693	639	676	617	645	600	20,768	20,163	22,057	21,292	19,790	19,159
Other retail stores	3,366	670,024	59,126	25,546	23,168	24,545	22,425	25,396	23,007	1,126,308	1,089,623	1,100,925	1,066,783	1,137,670	1,099,767
Fuel, fuel oil dealers	483	108,788	11,868	4,995	4,505	4,070	3,778	4,701	4,271	251,970	241,846	207,313	201,327	233,526	224,758
Ice dealers	44	2,691	1,025	397	352	496	429	389	339	17,434	16,550	23,206	21,180	17,756	16,579
Feed, farm, garden supply stores	1,415	360,924	14,911	7,553	6,940	7,258	6,587	7,196	6,591	299,796	289,239	295,662	283,724	288,954	277,685
Jewelry stores	348	50,273	8,205	2,738	2,591	2,773	2,635	2,961	2,785	146,408	143,616	149,269	146,422	160,431	156,532
Book, stationery stores	138	34,468	6,925	2,997	2,723	2,988	2,801	2,979	2,711	125,850	122,251	127,320	124,675	129,014	125,524
Sporting goods stores, bicycle stores	64	12,484	1,605	562	527	569	536	591	560	27,494	26,783	25,977	25,435	26,999	26,461
Florists	102	9,489	2,069	889	798	868	801	894	781	36,137	35,029	36,457	35,489	38,035	36,765
Cigar stores and stands	193	16,363	1,161	673	532	694	554	682	542	21,876	19,973	22,991	20,992	22,477	20,670
News dealers, newsstands	34	3,579	422	505	190	515	201	504	189	7,922	6,516	8,334	6,968	7,956	6,530
Gift, novelty, souvenir stores	47	3,244	398	204	191	212	198	271	238	6,058	5,908	6,955	6,763	7,626	7,113
Music stores	140	26,181	3,925	1,592	1,489	1,586	1,501	1,647	1,548	68,034	66,349	68,486	66,865	75,467	73,850
All other retail stores	358	41,540	6,612	2,441	2,330	2,516	2,404	2,581	2,452	117,329	115,563	128,955	126,943	129,429	127,300

See footnotes at end of table.

Table 13C.—PAID EMPLOYEES AND WEEKLY PAY ROLL FOR SELECTED WORKWEEKS FOR LARGE STORES AND MULTIUNITS, AND SMALL-STORE SAMPLE—GEOGRAPHIC DIVISION, BY KIND OF BUSINESS: 1948[1]—Continued

WEST NORTH CENTRAL

STORES, SALES, ANNUAL PAY ROLL, AND PAID EMPLOYEES AND WEEKLY PAY ROLL

[See text for explanatory material and description of sample data included]

Kind of business	Sample of small single-unit stores															
				Paid employees, workweek ended nearest—						Pay roll, workweek ended nearest—						
				March 15		July 15		Nov. 15		March 15		July 15		Nov. 15		
	Stores	Sales, entire year	Pay roll, entire year	Total	Full workweek	Total	Full workweek	Total	Full workweek	Total	Full workweek	Total	Full workweek	Total	Full workweek	
	(Number)	(Thousand dollars)	(Thousand dollars)	(Number)	(Number)	(Number)	(Number)	(Number)	(Number)	(Dollars)	(Dollars)	(Dollars)	(Dollars)	(Dollars)	(Dollars)	
Geographic division, total	13,703	423,072	31,178	20,251	15,808	21,739	17,100	22,386	17,297	584,900	528,940	637,432	575,665	658,275	590,948	
Food group	3,047	102,973	3,949	2,982	2,041	3,132	2,195	3,215	2,157	78,255	67,797	83,148	71,797	85,332	72,754	
Grocery stores, without fresh meat	785	19,558	422	386	229	404	249	408	233	9,440	7,524	10,173	8,223	9,603	7,377	
Grocery stores, with fresh meat	1,678	69,311	2,229	1,714	1,155	1,773	1,226	1,834	1,212	45,002	38,925	47,155	40,477	48,924	41,468	
Meat markets, fish markets	90	3,517	155	81	63	76	64	83	69	2,702	2,453	2,757	2,538	3,034	2,814	
Fruit stores, vegetable markets	(2)	(2)	(2)	(2)	(2)	(2)	(2)	(2)	(2)	(2)	(2)	(2)	(2)	(2)	(2)	
Candy, nut, confectionery stores	162	1,692	116	101	72	109	70	117	75	1,985	1,765	1,992	1,643	2,327	1,850	
Dairy products stores, milk dealers	67	2,028	137	92	69	117	88	101	73	2,498	2,221	2,784	2,536	2,645	2,404	
Bakery products stores	158	4,461	799	541	413	589	459	586	446	15,077	13,639	16,861	15,229	16,723	15,133	
Egg, poultry dealers	35	1,251	47	33	17	35	19	56	31	688	538	761	588	1,363	1,137	
All other food stores	37	508	9	9	4	9	4	10	3	167	99	162	89	187	89	
Eating and drinking places	3,295	73,888	10,123	7,430	6,001	8,192	6,577	8,423	6,712	186,932	170,402	207,098	187,451	213,477	193,207	
Eating places	1,791	38,744	6,428	5,235	4,242	5,807	4,682	5,958	4,790	118,801	107,927	132,394	119,375	136,410	123,329	
Drinking places	1,504	35,144	3,695	2,195	1,759	2,385	1,895	2,465	1,922	68,131	62,475	74,704	18,076	77,067	69,880	
General stores	176	6,748	203	181	134	186	136	174	125	4,132	3,693	4,679	3,686	3,889	3,404	
General merchandise group	289	9,128	511	448	307	481	344	525	345	9,071	7,819	10,038	8,586	10,751	8,863	
Department stores	...	...	...	...	...	...	...	...	...	...	...	...	...	...	...	
Dry goods, general merchandise stores	155	5,515	252	206	152	230	167	237	167	4,646	4,100	5,242	4,521	5,410	4,619	
Variety stores	134	3,613	259	242	155	251	177	288	178	4,425	3,719	4,796	4,065	5,341	4,244	
Apparel group	591	13,875	1,476	888	672	922	695	968	730	27,199	24,332	28,667	25,764	30,108	26,909	
Men's, boys' clothing, furnishings stores	137	6,169	414	207	161	219	171	228	170	7,778	7,044	8,455	7,704	8,508	7,609	
Family clothing stores	65	3,097	225	157	107	165	105	165	112	4,150	3,625	4,241	3,576	4,383	3,868	
Women's ready-to-wear stores	156	4,889	330	248	177	253	184	265	196	6,040	5,147	6,169	5,381	6,772	5,818	
Millinery stores	23	167	17	14	9	14	8	13	9	342	293	336	278	324	274	
Other apparel accessory, specialty stores	15	400	41	23	20	23	17	28	20	783	713	723	656	839	717	
Shoe stores	116	3,629	222	125	104	131	110	133	107	4,168	4,006	4,476	4,269	4,327	4,071	
Custom tailors	(2)	(2)	(2)	(2)	(2)	(2)	(2)	(2)	(2)	(2)	(2)	(2)	(2)	(2)	(2)	
Furriers, fur shops	10	407	56	28	21	29	24	34	29	1,020	749	1,137	921	1,583	1,367	
All other apparel stores	(2)	(2)	(2)	(2)	(2)	(2)	(2)	(2)	(2)	(2)	(2)	(2)	(2)	(2)	(2)	
Furniture, furnishings, appliance group	584	19,560	1,524	793	651	842	695	875	726	29,172	27,029	31,710	29,227	33,332	30,960	
Furniture stores	173	7,167	446	260	211	266	216	281	230	8,979	8,242	9,279	8,512	10,094	9,315	
Floor covering, drapery stores	32	944	124	62	52	65	51	70	55	2,256	2,056	2,453	2,179	2,507	2,248	
Other home furnishing stores	48	939	114	52	46	53	47	54	50	1,778	1,708	2,002	1,830	1,843	1,789	
Household appliance stores	277	9,358	726	358	292	397	333	410	343	13,740	12,778	15,678	14,534	16,560	15,471	
Radio stores	(2)	(2)	(2)	(2)	(2)	(2)	(2)	(2)	(2)	(2)	(2)	(2)	(2)	(2)	(2)	
Automotive group	516	21,780	1,524	775	690	800	713	859	758	28,576	27,170	30,486	28,911	32,964	31,237	
Motor vehicle (new and used) dealers	157	9,357	732	375	341	392	359	437	399	13,672	13,047	14,734	14,152	16,813	16,129	
Motor vehicle (used) dealers	107	4,895	178	89	80	95	83	95	87	3,219	3,069	3,710	3,464	3,784	3,636	
Tire, battery, accessory dealers	221	6,615	583	295	257	295	259	313	262	11,125	10,535	11,362	10,744	11,825	10,974	
All other automotive dealers	(2)	(2)	(2)	(2)	(2)	(2)	(2)	(2)	(2)	(2)	(2)	(2)	(2)	(2)	(2)	
Gasoline service stations	2,089	58,048	3,367	1,889	1,478	2,066	1,630	2,083	1,622	62,578	56,415	69,643	63,095	70,580	63,304	
Lumber, building, hardware group	1,112	49,120	3,517	1,737	1,501	1,879	1,627	1,899	1,641	64,699	60,372	72,330	67,546	74,580	69,700	
Lumber yards, building materials dealers	110	5,540	394	172	148	194	169	200	172	7,077	6,568	8,504	7,929	8,481	7,831	
Plumbing, paint, electrical stores	234	8,246	1,184	502	449	533	492	523	472	20,854	19,817	23,602	22,766	24,410	23,232	
Hardware stores	509	19,870	1,132	635	547	687	578	684	579	21,556	20,474	23,062	21,470	23,060	21,744	
Farm equipment dealers	259	15,464	807	428	357	465	388	492	418	15,212	13,813	17,161	15,381	18,629	16,893	
Drug and proprietary stores	495	20,288	1,729	1,303	878	1,414	1,006	1,420	955	31,795	26,614	36,478	31,041	35,808	29,845	
Drug stores	388	17,455	1,553	1,161	787	1,259	891	1,261	852	28,764	24,109	32,934	27,931	32,075	26,766	
Proprietary stores	107	2,833	176	142	91	155	115	159	103	3,031	2,505	3,544	3,110	3,733	3,079	
Liquor stores	233	9,053	380	231	175	240	182	249	189	7,329	6,694	7,772	7,044	7,979	7,168	
Second-hand stores	(2)	(2)	(2)	(2)	(2)	(2)	(2)	(2)	(2)	(2)	(2)	(2)	(2)	(2)	(2)	
Other retail stores	1,116	31,171	2,767	1,533	1,232	1,524	1,250	1,637	1,291	53,044	48,342	53,652	49,419	57,411	51,733	
Fuel, fuel oil dealers	112	4,607	477	291	234	237	188	312	242	10,355	9,335	8,424	7,552	11,048	9,806	
Ice dealers	(2)	(2)	(2)	(2)	(2)	(2)	(2)	(2)	(2)	(2)	(2)	(2)	(2)	(2)	(2)	
Feed, farm, garden supply stores	219	8,068	310	205	159	202	160	191	149	6,083	5,373	6,325	5,700	5,916	5,267	
Jewelry stores	198	5,463	578	270	234	275	240	295	251	11,029	10,445	11,494	10,899	12,053	11,310	
Book, stationery stores	35	814	62	51	33	52	33	61	34	1,209	1,074	1,117	971	1,336	1,120	
Sporting goods stores, bicycle stores	63	1,732	97	51	42	67	45	52	43	1,882	1,747	2,014	1,872	1,960	1,791	
Florists	76	2,198	319	189	148	163	142	195	156	6,147	5,420	5,568	5,148	6,431	5,704	
Cigar stores and stands	46	955	64	52	40	53	41	56	39	1,233	1,131	1,344	1,244	1,214	1,066	
News dealers, newsstands	(2)	(2)	(2)	(2)	(2)	(2)	(2)	(2)	(2)	(2)	(2)	(2)	(2)	(2)	(2)	
Gift, novelty, souvenir stores	(2)	(2)	(2)	(2)	(2)	(2)	(2)	(2)	(2)	(2)	(2)	(2)	(2)	(2)	(2)	
Music stores	40	1,474	148	86	68	76	67	83	64	2,784	2,556	2,703	2,519	2,803	2,421	
All other retail stores	196	4,440	592	275	231	302	260	312	257	10,679	9,873	11,878	11,064	12,491	11,431	

See footnotes at end of table.

Table 13C.—PAID EMPLOYEES AND WEEKLY PAY ROLL FOR SELECTED WORKWEEKS FOR LARGE STORES AND MULTIUNITS, AND SMALL-STORE SAMPLE—GEOGRAPHIC DIVISION, BY KIND OF BUSINESS: 1948[1]—Continued

SOUTH ATLANTIC

STORES, SALES, ANNUAL PAY ROLL, AND PAID EMPLOYEES AND WEEKLY PAY ROLL

[See text for explanatory material and description of sample data included]

Kind of business	Large stores and multiunits														
	Stores	Sales, entire year	Pay roll, entire year	Paid employees, workweek ended nearest						Pay roll, workweek ended nearest					
				March 15		July 15		Nov. 15		March 15		July 15		Nov. 15	
				Total	Full work-week	Total	Full work-week	Total	Full work-week	Total	Full work-week	Total	Full work-week	Total	Full work-week
	(Number)	(Thousand dollars)	(Thousand dollars)	(Number)	(Number)	(Number)	(Number)	(Number)	(Number)	(Dollars)	(Dollars)	(Dollars)	(Dollars)	(Dollars)	(Dollars)
Geographic division, total	[illegible]	[illegible]	[illegible]	[illegible]	[illegible]	[illegible]	[illegible]	584,782	502,031	[illegible]	[illegible]	[illegible]	[illegible]	[illegible]	[illegible]
Food group	[illegible]	[illegible]	[illegible]	[illegible]	[illegible]	[illegible]	[illegible]	[illegible]	[illegible]	2,731,292	2,526,229	[illegible]	[illegible]	[illegible]	[illegible]
Grocery stores, without fresh meat	[illegible]	[illegible]	[illegible]	[illegible]	3,401	[illegible]	[illegible]	3,165	[illegible]	111,383	[illegible]	[illegible]	[illegible]	[illegible]	[illegible]
Grocery stores, with fresh meat	[illegible]	[illegible]	[illegible]	[illegible]	[illegible]	[illegible]	40,766	47,529	42,439	[illegible]	[illegible]	[illegible]	[illegible]	[illegible]	[illegible]
Meat markets, fish markets	[illegible]	[illegible]	[illegible]	[illegible]	1,111	[illegible]	1,117	[illegible]	1,167	52,221	[illegible]	[illegible]	[illegible]	[illegible]	[illegible]
Fruit stores, vegetable markets	[illegible]	[illegible]	613	[illegible]	[illegible]	[illegible]	[illegible]	233	302	17,087	[illegible]	[illegible]	[illegible]	[illegible]	[illegible]
Candy, nut, confectionery stores	[illegible]	[illegible]	[illegible]	[illegible]	[illegible]	[illegible]	[illegible]	2,114	1,876	[illegible]	[illegible]	[illegible]	[illegible]	[illegible]	[illegible]
Dairy products stores, milk dealers	[illegible]	[illegible]	[illegible]	[illegible]	[illegible]	8,686	[illegible]	8,046	[illegible]	[illegible]	[illegible]	[illegible]	[illegible]	[illegible]	[illegible]
Bakery products stores	[illegible]	[illegible]	[illegible]	1,207	1,064	1,215	1,060	1,238	1,074	44,283	42,375	42,667	[illegible]	[illegible]	[illegible]
Egg, poultry dealers	[illegible]	13,808	[illegible]	379	308	381	313	396	327	10,461	[illegible]	10,662	[illegible]	[illegible]	[illegible]
All other food stores	[illegible]	21,951	4,370	[illegible]	1,463	1,507	1,450	1,509	1,453	80,253	[illegible]	80,642	[illegible]	[illegible]	[illegible]
Eating and drinking places	[illegible]	[illegible]	[illegible]	[illegible]	45,732	50,218	45,010	51,314	46,017	1,498,749	1,422,704	[illegible]	[illegible]	[illegible]	[illegible]
Eating places	[illegible]	[illegible]	[illegible]	46,511	41,610	45,700	40,897	46,759	41,865	1,346,320	1,275,143	1,309,532	1,237,167	[illegible]	[illegible]
Drinking places	754	46,562	7,785	4,481	4,122	4,518	4,113	4,555	4,152	152,429	147,511	151,062	145,486	[illegible]	[illegible]
General stores	[illegible]	[illegible]	14,066	[illegible]	6,079	6,855	6,175	6,912	6,218	254,990	[illegible]	269,098	259,410	[illegible]	[illegible]
General merchandise group	3,445	[illegible]	251,936	146,414	114,733	138,382	111,971	168,556	127,641	4,486,879	4,141,076	4,460,048	4,140,357	[illegible]	[illegible]
Department stores	414	[illegible]	[illegible]	84,683	73,221	79,940	70,000	94,079	81,287	3,074,926	2,881,824	2,994,949	2,820,912	[illegible]	[illegible]
Dry goods, general merchandise stores	[illegible]	[illegible]	[illegible]	20,967	16,378	20,452	16,252	23,884	17,561	625,765	590,942	636,723	596,792	[illegible]	[illegible]
Variety stores	1,486	[illegible]	47,191	40,768	25,134	37,990	25,719	48,593	28,793	786,188	668,310	828,376	[illegible]	[illegible]	[illegible]
Apparel group	[illegible]	[illegible]	[illegible]	[illegible]	[illegible]	41,479	38,114	51,663	41,691	1,871,288	1,772,952	[illegible]	1,686,308	[illegible]	[illegible]
Men's, boys' clothing, furnishings stores	[illegible]	[illegible]	20,903	7,204	6,454	6,981	6,323	7,339	[illegible]	353,430	343,133	[illegible]	334,431	[illegible]	[illegible]
Family clothing stores	[illegible]	[illegible]	21,087	[illegible]	8,994	9,933	8,239	11,706	9,300	382,114	361,106	360,270	[illegible]	[illegible]	[illegible]
Women's ready-to-wear stores	[illegible]	[illegible]	38,429	21,326	[illegible]	[illegible]	16,431	[illegible]	19,305	721,362	683,411	654,031	618,454	[illegible]	[illegible]
Millinery stores	[illegible]	[illegible]	1,021	788	[illegible]	[illegible]	433	660	529	21,277	19,346	16,290	[illegible]	[illegible]	18,158
Other apparel accessory, specialty stores	[illegible]	[illegible]	1,747	[illegible]	562	848	505	921	542	[illegible]	[illegible]	31,828	[illegible]	[illegible]	[illegible]
Shoe stores	[illegible]	[illegible]	[illegible]	6,980	5,170	6,446	[illegible]	[illegible]	5,120	[illegible]	270,679	[illegible]	[illegible]	[illegible]	[illegible]
Custom tailors	[illegible]	4,433	[illegible]	286	[illegible]	255	243	280	271	16,409	16,304	13,632	[illegible]	17,226	[illegible]
Furriers, fur shops	[illegible]	[illegible]	[illegible]	408	377	411	391	511	[illegible]	28,222	27,334	[illegible]	[illegible]	[illegible]	[illegible]
All other apparel stores	[illegible]	[illegible]	[illegible]	741	614	684	577	[illegible]	690	25,417	23,907	24,231	22,569	[illegible]	[illegible]
Furniture, furnishings, appliance group	[illegible]	[illegible]	[illegible]	34,707	33,349	35,520	34,201	37,118	35,655	1,668,055	[illegible]	1,786,554	[illegible]	[illegible]	[illegible]
Furniture stores	1,941	[illegible]	51,295	18,803	18,182	18,870	18,302	19,687	19,045	919,147	908,317	954,810	923,959	[illegible]	[illegible]
Floor covering, drapery stores	134	23,463	4,284	1,488	1,444	1,503	1,469	1,615	1,582	76,175	75,037	77,903	76,810	86,779	85,854
Other home furnishing stores	[illegible]	[illegible]	9,294	4,020	3,941	4,376	4,284	4,567	4,489	177,594	176,311	187,383	185,920	[illegible]	195,938
Household appliance stores	1,342	[illegible]	26,799	9,778	9,188	10,183	9,578	10,545	9,915	461,550	449,400	534,509	522,080	[illegible]	501,635
Radio stores	80	[illegible]	1,903	618	594	588	568	708	624	33,584	32,935	31,949	31,459	37,040	33,115
Automotive group	6,326	[illegible]	[illegible]	72,465	70,170	77,062	74,512	77,199	74,456	3,722,575	3,662,282	3,957,537	3,894,708	4,111,729	[illegible]
Motor vehicle (new and used) dealers	[illegible]	[illegible]	186,919	62,010	60,489	65,901	64,334	66,179	64,420	3,215,129	3,169,331	3,403,908	3,360,361	[illegible]	3,519,312
Motor vehicle (used) dealers	393	[illegible]	9,426	3,193	3,010	3,369	3,188	3,306	3,140	172,358	167,709	183,021	178,564	[illegible]	180,431
Tire, battery, accessory dealers	[illegible]	122,944	[illegible]	6,503	[illegible]	7,018	6,249	6,987	6,188	292,030	283,161	324,247	[illegible]	315,838	302,113
All other automotive dealers	137	[illegible]	2,176	[illegible]	726	774	741	727	708	43,052	42,081	46,361	44,868	43,325	42,672
Gasoline service stations	[illegible]	[illegible]	[illegible]	11,421	10,538	11,686	10,774	11,875	10,939	471,635	455,159	493,423	475,367	501,083	483,060
Lumber, building, hardware group	[illegible]	[illegible]	100,082	[illegible]	38,215	42,103	39,661	41,847	39,367	1,799,447	1,748,105	1,911,267	1,857,781	1,903,759	[illegible]
Lumber yards, building materials dealers	1,300	[illegible]	56,007	22,877	21,476	23,677	22,216	23,100	21,759	994,218	[illegible]	1,045,114	1,011,980	1,033,317	[illegible]
Plumbing, paint, electrical stores	[illegible]	[illegible]	[illegible]	3,138	2,903	3,314	3,102	3,238	3,049	148,661	144,172	[illegible]	162,679	[illegible]	164,456
Hardware stores	1,112	[illegible]	24,221	9,953	9,374	10,259	9,663	10,611	9,822	447,291	438,135	475,463	464,018	475,254	461,826
Farm equipment dealers	688	[illegible]	[illegible]	4,631	4,462	4,854	4,680	4,898	4,737	209,277	205,162	223,383	219,104	[illegible]	222,620
Drug and proprietary stores	1,848	307,695	45,984	24,277	21,381	24,128	21,571	24,282	21,308	872,580	825,933	879,663	834,375	884,243	834,873
Drug stores	1,663	295,384	44,475	23,352	20,568	23,174	20,727	23,320	20,450	843,798	798,474	850,472	806,411	854,371	806,274
Proprietary stores	185	12,311	1,509	925	813	954	844	962	858	28,782	27,459	29,191	27,964	29,872	28,599
Liquor stores	1,494	334,842	14,320	4,883	4,504	4,984	4,570	5,060	4,628	224,200	223,210	231,501	224,492	236,077	228,893
Second-hand stores	178	12,318	1,818	839	773	914	852	940	879	34,620	33,424	35,150	34,016	34,812	38,694
Other retail stores	[illegible]	826,211	[illegible]	36,477	33,713	35,510	33,141	37,280	34,610	1,601,634	[illegible]	[illegible]	1,561,636	1,686,598	1,642,620
Fuel, fuel oil dealers	635	165,832	20,235	8,538	7,920	7,821	7,377	8,542	7,966	[illegible]	[illegible]	[illegible]	364,329	414,399	401,636
Ice dealers	133	19,907	3,932	2,021	1,761	2,256	1,988	2,024	1,769	73,512	69,927	82,578	78,956	73,986	[illegible]
Feed, farm, garden supply stores	1,518	366,081	17,512	8,534	7,843	8,248	[illegible]	8,416	[illegible]	327,026	316,890	[illegible]	317,548	335,441	326,382
Jewelry stores	639	[illegible]	16,684	5,466	5,251	5,464	5,268	6,089	5,777	290,389	287,045	299,942	297,016	321,441	316,462
Book, stationery stores	190	40,189	8,932	3,720	3,594	3,685	3,583	3,929	3,786	162,520	159,646	[illegible]	157,807	171,017	167,878
Sporting goods stores, bicycle stores	113	17,142	1,944	676	642	683	653	729	692	32,517	32,121	33,748	33,292	36,425	35,446
Florists	193	14,248	2,660	1,251	1,088	1,124	1,034	1,139	1,047	51,771	49,090	49,777	47,707	50,538	48,473
Cigar stores and stands	190	33,127	2,423	1,074	979	1,110	1,002	1,122	1,009	42,649	41,531	45,420	44,249	46,205	44,787
News dealers, newsstands	132	8,133	936	906	585	879	579	859	564	19,007	17,206	19,124	17,437	18,894	17,112
Gift, novelty, souvenir stores	112	3,566	444	273	227	261	225	261	223	8,895	8,090	8,462	7,855	8,462	7,828
Music stores	176	22,478	3,437	1,252	1,179	1,234	1,166	1,314	1,256	59,606	58,910	58,565	57,944	65,262	64,549
All other retail stores	411	39,453	7,497	2,766	2,644	2,745	2,629	2,856	2,696	136,473	134,048	139,888	137,496	144,028	141,075

See footnotes at end of table.

Table 13C.—PAID EMPLOYEES AND WEEKLY PAY ROLL FOR SELECTED WORKWEEKS FOR LARGE STORES AND MULTIUNITS, AND SMALL-STORE SAMPLE—GEOGRAPHIC DIVISION, BY KIND OF BUSINESS: 1948[1]—Continued

SOUTH ATLANTIC

STORES, SALES, ANNUAL PAY ROLL, AND PAID EMPLOYEES AND WEEKLY PAY ROLL

[See text for explanatory material and description of sample data included]

Kind of business	Sample of small single-unit stores															
				Paid employees, workweek ended nearest—						Pay roll, workweek ended nearest—						
				March 15		July 15		Nov. 15		March 15		July 15		Nov. 15		
	Stores (Number)	Sales, entire year (Thousand dollars)	Pay roll, entire year (Thousand dollars)	Total (Number)	Full work-week (Number)	Total (Number)	Full work-week (Number)	Total (Number)	Full work-week (Number)	Total (Dollars)	Full work-week (Dollars)	Total (Dollars)	Full work-week (Dollars)	Total (Dollars)	Full work-week (Dollars)
Geographic division, total	17,669	439,430	32,243	21,871	17,903	22,755	18,712	24,235	19,839	618,373	570,568	647,682	597,640	699,538	644,669
Food group	6,711	137,528	4,661	3,620	2,570	3,637	2,595	3,901	2,791	89,479	78,860	90,856	80,215	100,900	89,546
Grocery stores, without fresh meat	2,978	33,297	605	574	366	601	381	613	399	11,638	9,691	12,146	10,003	12,664	10,585
Grocery stores, with fresh meat	2,834	88,226	2,819	2,207	1,567	2,251	1,604	2,383	1,685	53,605	47,505	55,546	49,177	60,126	53,384
Meat markets, fish markets	192	3,973	242	159	113	158	118	182	134	4,353	3,772	4,442	3,979	5,352	4,777
Fruit stores, vegetable markets	(2)	(2)	(2)	(2)	(2)	(2)	(2)	(2)	(2)	(2)	(2)	(2)	(2)	(2)	(2)
Candy, nut, confectionery stores	312	3,357	158	139	94	114	82	128	89	3,508	2,994	2,960	2,610	3,384	2,915
Dairy products stores, milk dealers	88	877	114	74	62	75	64	68	55	2,222	2,131	2,325	2,240	2,236	2,114
Bakery products stores	113	2,743	488	312	268	286	239	370	317	9,766	9,157	9,004	8,455	12,323	11,612
Egg, poultry dealers	42	1,267	56	44	21	41	23	44	24	1,077	776	1,098	843	1,155	884
All other food stores	55	1,525	104	57	46	59	50	62	53	1,884	1,711	1,928	1,781	2,180	2,025
Eating and drinking places	3,472	67,064	8,814	7,168	6,099	7,634	6,470	8,143	6,921	170,103	157,637	180,730	166,841	197,386	181,708
Eating places	2,331	44,806	6,458	5,527	4,731	5,915	5,041	6,335	5,415	134,714	115,239	133,892	123,540	146,314	134,607
Drinking places	1,141	22,258	2,356	1,641	1,368	1,719	1,429	1,808	1,506	45,389	42,400	46,838	43,301	51,072	47,101
General stores	471	12,751	337	278	189	274	198	266	190	6,235	5,315	6,298	5,600	6,122	5,303
General merchandise group	394	12,155	773	616	435	625	444	734	490	14,765	13,199	15,619	13,881	17,880	15,786
Department stores	...	...	...	...	...	...	...	...	...	...	...	...	...	...	...
Dry goods, general merchandise stores	293	9,459	523	368	282	374	290	430	321	10,204	9,288	10,838	9,840	12,335	11,200
Variety stores	101	2,696	250	248	153	251	144	304	169	4,561	3,911	4,781	4,041	5,545	4,586
Apparel group	732	14,848	1,889	1,198	956	1,149	919	1,276	1,026	39,411	36,698	38,281	35,629	42,977	40,193
Men's, boys' clothing, furnishings stores	156	6,353	430	209	167	216	174	233	182	7,463	7,370	8,338	7,701	8,365	8,145
Family clothing stores	141	6,018	476	211	251	307	250	325	266	12,103	11,625	12,379	11,895	12,973	12,478
Women's ready-to-wear stores	194	6,634	518	379	292	349	268	409	328	9,980	8,894	9,152	8,221	11,793	10,905
Millinery stores	31	559	63	58	46	40	35	47	40	1,613	1,391	1,131	1,050	1,230	1,159
Other apparel accessory, specialty stores	31	654	64	42	40	41	39	42	39	1,567	1,555	1,406	1,394	1,351	1,322
Shoe stores	90	2,567	165	96	75	96	71	106	77	3,241	3,022	2,942	2,670	3,282	2,970
Custom tailors	(2)	(2)	(2)	(2)	(2)	(2)	(2)	(2)	(2)	(2)	(2)	(2)	(2)	(2)	(2)
Furriers, fur shops	(2)	(2)	(2)	(2)	(2)	(2)	(2)	(2)	(2)	(2)	(2)	(2)	(2)	(2)	(2)
All other apparel stores	61	1,488	86	63	47	64	48	72	54	1,756	1,578	1,711	1,503	1,951	1,714
Furniture, furnishings, appliance group	629	22,813	2,393	1,202	1,056	1,284	1,122	1,354	1,176	44,891	42,449	47,129	44,330	50,206	47,290
Furniture stores	251	11,000	1,047	556	502	566	519	581	530	19,782	19,054	20,262	19,629	20,895	20,257
Floor covering, drapery stores	46	1,556	258	105	87	144	117	149	121	4,269	3,835	5,602	5,009	5,880	5,297
Other home furnishing stores	107	1,868	313	142	132	165	143	172	150	5,154	5,017	6,026	5,619	6,477	6,062
Household appliance stores	180	7,327	670	329	281	345	293	388	327	13,403	12,428	13,123	12,175	14,954	13,942
Radio stores	45	1,062	105	70	54	64	52	64	48	2,344	2,110	2,116	1,898	2,020	1,782
Automotive group	384	17,509	1,484	731	688	771	735	881	834	26,203	25,448	28,998	28,370	33,605	32,810
Motor vehicle (new and used) dealers	86	5,524	592	272	269	293	288	359	354	9,835	9,784	11,466	11,406	14,410	14,329
Motor vehicle (used) dealers	105	4,317	165	84	75	83	78	107	99	2,825	2,684	2,716	2,622	3,961	3,805
Tire, battery, accessory dealers	160	6,218	632	333	309	340	321	360	332	11,822	11,375	12,460	12,131	13,021	12,545
All other automotive dealers	33	1,450	113	42	35	55	48	55	49	1,720	1,605	2,346	2,211	2,213	2,141
Gasoline service stations	2,350	60,469	4,192	2,550	2,119	2,678	2,255	2,828	2,363	80,330	73,992	84,968	78,666	91,654	84,770
Lumber, building, hardware group	463	19,011	1,762	893	816	949	871	969	881	33,488	31,943	35,643	34,072	36,482	34,683
Lumber yards, building materials dealers	65	2,760	342	171	147	197	172	196	168	5,793	5,327	6,344	5,826	6,634	5,995
Plumbing, paint, electrical stores	106	3,868	537	263	245	276	263	296	275	10,831	10,241	11,507	11,140	12,114	11,652
Hardware stores	251	10,321	722	382	355	389	358	387	354	13,907	13,506	14,308	13,740	14,222	13,715
Farm equipment dealers	41	2,062	161	77	69	87	78	91	84	2,957	2,869	3,484	3,366	3,514	3,421
Drug and proprietary stores	462	14,913	2,176	1,465	1,186	1,582	1,285	1,586	1,270	41,583	38,336	45,984	42,056	45,375	41,652
Drug stores	338	16,492	1,891	1,229	1,066	1,318	1,086	1,308	1,055	36,182	33,614	39,991	36,810	39,484	36,114
Proprietary stores	124	3,421	285	236	180	264	199	278	215	5,401	4,722	5,993	5,246	5,891	5,538
Liquor stores	241	10,858	432	237	204	263	217	257	219	7,446	7,489	8,595	8,076	8,683	8,187
Second-hand stores	160	2,803	289	169	138	159	139	161	140	5,586	5,071	5,439	5,109	5,268	5,182
Other retail stores	1,200	31,708	3,055	1,744	1,447	1,760	1,462	1,879	1,538	58,303	54,131	59,152	54,795	62,210	57,472
Fuel, fuel oil dealers	114	4,045	484	300	240	298	239	331	262	8,738	8,029	9,077	8,399	10,032	9,287
Ice dealers	21	396	75	35	33	62	57	38	36	1,242	1,222	2,099	2,007	1,261	1,241
Feed, farm, garden supply stores	147	6,302	273	186	159	170	144	194	166	5,533	5,119	5,174	4,777	5,442	5,500
Jewelry stores	180	5,467	703	318	292	315	293	342	311	12,166	12,019	13,021	12,562	13,831	13,264
Book, stationery stores	38	1,267	131	75	57	78	62	84	65	2,377	2,049	2,221	2,057	2,688	2,444
Sporting goods stores, bicycle stores	(2)	(2)	(2)	(2)	(2)	(2)	(2)	(2)	(2)	(2)	(2)	(2)	(2)	(2)	144
Florists	154	3,057	402	280	209	270	208	283	214	7,684	6,828	7,649	6,881	7,875	7,084
Cigar stores and stands	41	679	27	23	21	22	19	23	19	648	496	611	534	613	536
News dealers, newsstands	52	1,320	63	41	37	41	37	44	38	1,319	1,223	1,707	1,589	1,736	1,609
Gift, novelty, souvenir stores	122	1,367	104	70	57	69	52	86	65	2,174	2,007	1,937	1,715	2,204	1,946
Music stores	47	1,294	132	72	54	78	60	84	63	2,593	2,325	2,932	2,565	3,198	2,814
All other retail stores	422	5,371	588	311	257	318	256	336	266	11,719	10,816	11,675	10,591	12,123	11,000

See footnotes at end of table.

Table 13C.—PAID EMPLOYEES AND WEEKLY PAY ROLL FOR SELECTED WORKWEEKS FOR LARGE STORES AND MULTIUNITS, AND SMALL-STORE SAMPLE—GEOGRAPHIC DIVISION, BY KIND OF BUSINESS: 1948[1]—Continued

EAST SOUTH CENTRAL

STORES, SALES, ANNUAL PAY ROLL, AND PAID EMPLOYEES AND WEEKLY PAY ROLL

[See text for explanatory material and description of sample data included]

Kind of business	Stores (Number)	Sales, entire year (Thousand dollars)	Pay roll, entire year (Thousand dollars)	Paid employees, March 15, Total (Number)	Paid employees, March 15, Full work-week (Number)	Paid employees, July 15, Total (Number)	Paid employees, July 15, Full work-week (Number)	Paid employees, Nov. 15, Total (Number)	Paid employees, Nov. 15, Full work-week (Number)	Pay roll, March 15, Total (Dollars)	Pay roll, March 15, Full work-week (Dollars)	Pay roll, July 15, Total (Dollars)	Pay roll, July 15, Full work-week (Dollars)	Pay roll, Nov. 15, Total (Dollars)	Pay roll, Nov. 15, Full work-week (Dollars)
	Large stores and multiunits														
Geographic division, total	[illegible]	4,235,344	425,741	211,498	182,971	214,152	187,554	229,199	194,708	7,703,995	7,367,089	8,071,[illegible]	7,72[illegible],816	8,458,922	[illegible]
Food group	4,374	744,284	49,949	26,815	20,915	27,061	21,594	28,279	21,843	923,564	856,366	940,205	871,704	982,794	908,[illegible]
Grocery stores, without fresh meat	427	31,167	1,604	986	753	972	752	1,021	757	30,070	27,718	29,355	27,017	31,402	28,[illegible]
Grocery stores, with fresh meat	3,255	648,625	32,393	21,657	16,181	21,724	17,709	22,910	16,962	712,415	650,284	724,016	661,219	7[illegible],414	[illegible]
Meat markets, fish markets	76	9,737	634	307	267	315	271	326	282	11,435	10,827	12,047	11,437	12,563	11,9[illegible]
Fruit stores, vegetable markets	8	461	26	14	11	22	11	17	11	482	407	615	407	487	[illegible]
Candy, nut, confectionery stores	97	3,852	675	383	342	366	329	404	357	13,848	13,404	11,712	11,205	12,814	12,316
Dairy products stores, milk dealers	147	34,138	5,549	2,222	2,155	2,416	2,321	2,310	2,234	98,487	97,468	104,894	103,[illegible]	105,370	[illegible]
Bakery products stores	44	3,326	764	427	405	441	416	465	441	14,230	13,924	15,183	14,772	16,156	15,864
Egg, poultry dealers	15	2,559	128	85	72	86	71	98	76	2,241	2,052	2,328	2,135	[illegible]	[illegible]
All other food stores	18	10,019	2,176	734	729	719	714	728	723	40,356	40,277	40,003	39,413	41,841	41,86[illegible]
Eating and drinking places	1,388	98,417	20,239	15,458	13,907	16,585	14,985	16,260	14,512	369,271	350,876	394,718	375,464	397,147	[illegible]
Eating places	1,092	82,716	17,598	13,758	12,359	14,804	13,398	14,465	12,904	320,456	304,188	343,862	327,174	343,886	[illegible]
Drinking places	296	15,701	2,641	1,700	1,548	1,781	1,587	1,795	1,608	48,815	46,688	50,856	48,290	53,311	[illegible]
General stores	491	80,475	5,992	3,347	2,965	3,367	2,995	3,488	3,054	111,889	108,603	116,284	112,927	118,692	115,[illegible]
General merchandise group	1,849	700,867	90,612	53,547	41,974	52,424	42,057	62,458	46,947	1,582,092	1,468,829	1,638,746	1,521,526	1,801,854	1,647,38[illegible]
Department stores	135	392,132	55,278	27,244	23,915	26,670	23,680	30,956	26,679	973,565	923,422	1,007,459	953,659	1,089,501	1,020,31[illegible]
Dry goods, general merchandise stores	1,072	187,115	19,082	11,462	9,010	11,592	9,127	13,320	9,871	334,380	314,164	347,285	324,800	387,776	358,31[illegible]
Variety stores	642	121,620	16,252	14,841	9,049	14,162	9,250	18,182	10,397	274,147	231,243	284,002	243,067	324,577	268,7[illegible]
Apparel group	1,379	343,928	39,366	20,944	17,245	19,907	16,685	22,915	18,339	696,276	660,213	674,555	641,762	750,403	708,38[illegible]
Men's, boys' clothing, furnishings stores	325	59,908	6,642	2,734	2,486	2,681	2,451	2,947	2,633	115,673	112,920	112,740	110,057	126,012	122,16[illegible]
Family clothing stores	569	96,922	10,260	5,917	4,921	5,868	4,887	6,837	5,395	181,935	173,580	183,058	174,323	205,077	193,17[illegible]
Women's ready-to-wear stores	594	133,218	14,896	8,799	7,378	8,235	6,987	9,685	7,921	276,587	262,545	265,127	252,291	302,033	285,028
Millinery stores	59	2,128	352	296	218	206	165	253	194	7,164	6,545	5,022	4,719	6,302	5,815
Other apparel accessory, specialty stores	28	4,230	371	209	91	199	91	202	91	7,358	5,762	7,089	5,587	7,244	5,713
Shoe stores	342	43,909	5,124	2,636	1,861	2,372	1,810	2,602	1,789	94,931	87,572	88,456	83,097	[illegible],218	83,394
Custom tailors	15	1,069	139	63	56	59	53	62	57	2,515	2,418	2,384	2,292	2,529	2,472
Furriers, fur shops	10	1,994	334	127	110	127	114	129	116	5,394	4,765	5,586	5,151	5,737	5,296
All other apparel stores	37	2,550	248	173	124	160	127	198	143	4,719	4,106	4,593	4,245	5,251	4,62[illegible]
Furniture, furnishings, appliance group	1,665	240,301	33,037	13,176	12,575	13,577	12,951	13,859	13,220	590,565	579,977	634,420	623,133	639,142	627,723
Furniture stores	919	157,780	19,570	7,708	7,468	7,776	7,534	7,898	7,650	346,553	342,666	358,659	354,751	372,088	367,832
Floor covering, drapery stores	26	4,900	913	345	325	368	354	363	350	14,698	14,424	16,509	16,347	16,214	16,043
Other home furnishing stores	36	6,576	2,583	961	956	1,093	1,088	1,088	1,084	54,167	54,065	59,342	59,253	58,847	58,790
Household appliance stores	667	69,986	9,791	4,084	3,753	4,255	3,895	4,419	4,050	171,320	165,086	195,433	188,394	187,084	180,262
Radio stores	17	1,559	180	78	73	85	80	91	86	3,827	3,738	4,477	4,388	4,909	4,790
Automotive group	3,151	1,083,066	91,167	33,394	32,238	34,673	33,479	35,677	34,351	1,648,913	1,623,167	1,762,968	1,733,241	1,861,942	1,827,602
Motor vehicle (new and used) dealers	2,291	899,056	79,618	28,891	28,111	29,821	29,082	30,835	29,983	1,438,727	1,419,103	1,530,287	1,509,507	1,628,582	1,602,9[illegible]
Motor vehicle (used) dealers	433	121,107	3,991	1,436	1,290	1,525	1,374	1,548	1,393	75,035	72,205	80,612	77,010	80,390	76,914
Tire, battery, accessory dealers	389	56,746	7,188	2,911	2,689	3,166	2,871	3,148	2,842	127,937	124,780	144,478	139,279	146,101	141,068
All other automotive dealers	38	6,157	370	156	148	161	152	146	133	7,214	7,079	7,591	7,445	6,869	6,662
Gasoline service stations	1,962	81,586	8,537	4,448	4,076	4,620	4,215	4,653	4,265	169,768	163,636	178,290	171,279	182,816	176,208
Lumber, building, hardware group	2,076	424,945	45,322	20,005	18,728	20,374	19,692	20,594	19,274	852,451	825,757	940,557	910,409	923,993	892,293
Lumber yards, building materials dealers	759	197,272	24,272	10,589	9,769	11,203	10,335	10,871	9,985	454,387	435,426	512,001	489,980	494,930	471,511
Plumbing, paint, electrical stores	178	22,093	4,128	1,596	1,433	1,720	1,591	1,669	1,554	71,210	68,503	82,148	79,287	79,126	76,528
Hardware stores	594	105,722	9,212	4,373	4,199	4,462	4,315	4,481	4,294	184,664	182,283	194,455	192,064	194,041	191,293
Farm equipment dealers	545	99,858	7,710	3,447	3,327	3,589	3,451	3,573	3,441	142,190	139,545	151,953	149,078	155,896	152,961
Drug and proprietary stores	703	98,876	13,628	7,825	6,741	8,116	7,053	7,944	6,841	252,440	237,023	262,761	247,046	259,407	243,985
Drug stores	639	95,571	13,282	7,577	6,537	7,853	6,838	7,681	6,632	245,920	230,981	255,940	240,757	252,601	237,764
Proprietary stores	64	3,305	346	248	204	263	215	263	209	6,520	6,042	6,821	6,289	6,806	6,221
Liquor stores	413	94,634	2,649	1,154	1,080	1,162	1,083	1,137	1,056	52,034	50,903	52,294	51,012	52,095	50,736
Second-hand stores	89	6,203	939	408	394	456	442	551	519	15,312	15,135	17,265	17,046	21,979	21,230
Other retail stores	1,659	237,312	24,304	10,967	10,133	11,230	10,323	11,384	10,487	439,420	426,604	462,192	449,267	466,606	452,378
Fuel, fuel oil dealers	283	42,620	5,309	2,586	2,336	2,497	2,268	2,629	2,405	100,175	95,404	100,537	96,418	104,170	99,918
Ice dealers	63	4,720	1,166	575	509	838	680	557	494	21,711	20,919	29,783	28,058	20,444	19,688
Feed, farm, garden supply stores	556	103,588	4,715	2,474	2,296	2,549	2,369	2,532	2,339	89,356	86,299	93,013	90,063	95,253	91,611
Jewelry stores	282	40,146	6,348	2,245	2,196	2,261	2,209	2,446	2,352	106,229	105,494	109,923	109,155	116,001	114,420
Book, stationery stores	44	6,756	1,164	590	554	523	498	580	545	20,905	20,460	20,433	20,077	22,188	21,670
Sporting goods stores, bicycle stores	47	6,088	633	267	260	270	264	277	268	10,867	10,758	11,339	11,264	11,899	11,785
Florists	62	4,849	978	464	428	455	417	467	431	18,406	17,716	18,585	17,917	18,478	17,802
Cigar stores and stands	50	5,591	371	228	192	221	175	209	178	7,758	7,362	7,678	7,265	7,489	7,152
News dealers, newsstands	30	1,788	255	229	127	229	131	217	118	4,915	4,390	5,061	4,507	4,782	4,279
Gift, novelty, souvenir stores	23	707	102	41	33	68	58	47	38	1,475	1,313	2,364	2,099	1,651	1,414
Music stores	66	9,066	1,492	556	524	575	538	599	559	26,484	25,829	29,286	28,700	29,361	28,594
All other retail stores	153	11,393	1,771	712	678	744	716	824	760	31,139	30,660	34,190	33,744	34,890	34,045

See footnotes at end of table.

Table 13C.—PAID EMPLOYEES AND WEEKLY PAY ROLL FOR SELECTED WORKWEEKS FOR LARGE STORES AND MULTIUNITS, AND SMALL-STORE SAMPLE—GEOGRAPHIC DIVISION, BY KIND OF BUSINESS: 1948[1]—Continued

EAST SOUTH CENTRAL

STORES, SALES, ANNUAL PAY ROLL, AND PAID EMPLOYEES AND WEEKLY PAY ROLL

[See text for explanatory material and description of sample data included]

Kind of business	Sample of small single-unit stores															
				Paid employees, workweek ended nearest—						Pay roll, workweek ended nearest—					
				March 15		July 15		Nov. 15		March 15		July 15		Nov. 15	
	Stores	Sales, entire year	Pay roll, entire year	Total	Full workweek	Total	Full workweek	Total	Full workweek	Total	Full workweek	Total	Full workweek	Total	Full workweek
	(Number)	(Thousand dollars)	(Thousand dollars)	(Number)	(Number)	(Number)	(Number)	(Number)	(Number)	(Dollars)	(Dollars)	(Dollars)	(Dollars)	(Dollars)	(Dollars)
Geographic division, total	9,231	226,024	14,394	10,944	8,843	11,478	9,383	12,281	9,948	268,500	244,733	286,949	263,477	306,605	280,303
Food group	4,012	80,170	2,266	1,881	1,332	1,949	1,397	2,109	1,502	41,820	36,380	45,014	39,517	48,055	42,026
Grocery stores, without fresh meat	2,274	24,278	232	296	151	299	158	338	185	4,899	3,597	5,025	3,761	5,829	4,387
Grocery stores, with fresh meat	1,554	52,227	1,672	1,320	963	1,372	1,011	1,485	1,082	30,370	26,862	32,782	29,263	34,887	30,967
Meat markets, fish markets	37	877	44	32	26	30	25	31	25	839	762	894	829	919	839
Fruit stores, vegetable markets	(2)	(2)	(2)	(2)	(2)	(2)	(2)	(2)	(2)	(2)	(2)	(2)	(2)	(2)	(2)
Candy, nut, confectionery stores	50	471	46	50	34	49	34	56	40	877	689	815	647	994	808
Dairy products stores, milk dealers	11	584	64	25	21	46	36	43	30	802	725	1,505	1,282	1,448	1,337
Bakery products stores	(2)	(2)	(2)	(2)	(2)	(2)	(2)	(2)	(2)	(2)	(2)	(2)	(2)	(2)	(2)
Egg, poultry dealers	(2)	(2)	(2)	(2)	(2)	(2)	(2)	(2)	(2)	(2)	(2)	(2)	(2)	(2)	(2)
All other food stores	9	275	9	6	6	8	8	6	6	148	148	198	198	162	162
Eating and drinking places	1,592	26,864	3,605	3,348	2,810	3,627	3,092	3,958	3,334	67,077	61,341	73,169	67,402	79,713	73,044
Eating places	1,155	19,063	2,709	2,661	2,260	2,877	2,489	3,154	2,699	51,029	46,561	55,157	50,761	60,452	55,440
Drinking places	437	7,801	896	687	550	750	603	804	635	16,048	14,780	18,012	16,641	19,261	17,604
General stores	422	11,991	299	262	196	261	198	276	213	6,077	5,382	6,054	5,408	6,381	5,747
General merchandise group	294	8,598	396	383	267	391	274	427	287	7,249	6,292	7,570	6,652	7,917	6,894
Department stores	...	...	...	...	...	...	...	...	...	...	...	...	...	...	...
Dry goods, general merchandise stores	236	7,083	280	248	187	248	187	261	194	5,196	4,564	5,184	4,589	5,477	4,843
Variety stores	58	1,515	116	135	80	143	87	166	93	2,054	1,728	2,386	2,063	2,440	2,051
Apparel group	287	9,910	655	478	367	466	354	531	390	12,729	11,747	12,155	11,101	13,571	12,104
Men's, boys' clothing, furnishings stores	51	2,305	136	73	54	75	54	80	59	2,416	2,188	2,395	2,124	2,545	2,284
Family clothing stores	80	3,464	193	152	117	152	120	181	124	3,347	3,088	3,582	3,335	3,955	3,441
Women's ready-to-wear stores	71	2,066	159	116	89	113	86	128	101	3,132	2,848	2,950	2,684	3,390	3,110
Millinery stores	(2)	(2)	(2)	(2)	(2)	(2)	(2)	(2)	(2)	(2)	(2)	(2)	(2)	(2)	(2)
Other apparel accessory, specialty stores	(2)	(2)	(2)	(2)	(2)	(2)	(2)	(2)	(2)	(2)	(2)	(2)	(2)	(2)	(2)
Shoe stores	35	1,225	72	65	46	65	45	65	43	1,601	1,508	1,599	1,453	1,576	1,400
Custom tailors	(2)	(2)	(2)	(2)	(2)	(2)	(2)	(2)	(2)	(2)	(2)	(2)	(2)	(2)	(2)
Furriers, fur shops	(2)	(2)	(2)	(2)	(2)	(2)	(2)	(2)	(2)	(2)	(2)	(2)	(2)	(2)	(2)
All other apparel stores	(2)	(2)	(2)	(2)	(2)	(2)	(2)	(2)	(2)	(2)	(2)	(2)	(2)	(2)	(2)
Furniture, furnishings, appliance group	304	11,155	1,026	610	550	628	561	641	579	18,910	18,187	20,610	19,727	21,333	20,526
Furniture stores	140	6,023	539	329	305	326	297	329	304	9,712	9,455	10,608	10,279	10,918	10,670
Floor covering, drapery stores	(2)	(2)	(2)	(2)	(2)	(2)	(2)	(2)	(2)	(2)	(2)	(2)	(2)	(2)	(2)
Other home furnishing stores	33	457	41	35	26	33	25	31	21	852	760	821	740	742	642
Household appliance stores	99	3,698	305	185	162	200	175	205	185	6,053	5,727	6,312	5,897	6,586	6,280
Radio stores	(2)	(2)	(2)	(2)	(2)	(2)	(2)	(2)	(2)	(2)	(2)	(2)	(2)	(2)	(2)
Automotive group	195	8,120	707	412	376	435	400	420	42	12,735	12,178	14,277	13,768	15,679	15,136
Motor vehicle (new and used) dealers	46	2,838	262	148	141	144	137	166	159	4,990	4,858	4,930	4,782	5,775	5,627
Motor vehicle (used) dealers	40	2,046	98	54	52	58	52	58	53	1,844	1,812	2,078	1,992	2,293	2,217
Tire, battery, accessory dealers	98	3,768	323	195	168	217	195	227	204	5,461	5,068	6,707	6,432	7,319	7,000
All other automotive dealers	(2)	(2)	(2)	(2)	(2)	(2)	(2)	(2)	(2)	(2)	(2)	(2)	(2)	(2)	(2)
Gasoline service stations	969	27,199	1,800	1,272	1,029	1,381	1,127	1,402	1,156	34,277	31,028	37,806	34,301	39,099	35,560
Lumber, building, hardware group	280	12,251	1,021	565	520	613	564	655	586	18,014	17,043	20,268	19,395	22,112	20,777
Lumber yards, building materials dealers	51	2,274	273	163	154	181	172	190	172	4,936	4,624	5,911	5,753	6,145	5,776
Plumbing, paint, electrical stores	56	2,000	288	129	116	153	133	171	149	4,741	4,367	5,822	5,344	6,673	6,130
Hardware stores	142	6,234	353	212	191	217	198	228	200	6,371	6,132	6,484	6,267	7,068	6,665
Farm equipment dealers	31	1,743	107	61	59	62	61	66	65	1,966	1,920	2,051	2,031	2,226	2,206
Drug and proprietary stores	260	11,729	1,099	816	636	830	649	834	643	20,601	18,685	21,153	19,136	21,108	18,926
Drug stores	204	10,368	1,011	737	577	749	591	752	585	18,774	17,034	19,306	17,495	19,335	17,341
Proprietary stores	(2)	(2)	(2)	(2)	(2)	(2)	(2)	(2)	(2)	(2)	(2)	(2)	(2)	(2)	(2)
Liquor stores	60	2,810	123	68	60	71	63	72	65	2,219	2,147	2,314	2,243	2,397	2,320
Second-hand stores	74	1,041	115	71	44	68	50	66	44	2,757	1,837	2,318	1,987	2,145	1,848
Other retail stores	482	13,186	1,282	778	656	758	654	850	724	24,035	22,486	24,241	22,840	27,095	25,335
Fuel, fuel oil dealers	68	2,317	263	152	125	130	104	197	167	4,401	4,034	3,946	3,564	6,230	5,718
Ice dealers	15	194	25	9	7	15	13	11	7	401	385	521	505	443	385
Feed, farm, garden supply stores	84	3,516	131	105	83	98	81	107	84	2,562	2,327	2,525	2,316	2,663	2,353
Jewelry stores	73	2,159	301	153	140	151	142	157	147	5,624	5,452	5,612	5,503	5,840	5,700
Book, stationery stores	12	430	55	37	35	37	35	40	37	1,068	1,050	1,072	1,053	1,124	1,103
Sporting goods stores, bicycle stores	(2)	(2)	(2)	(2)	(2)	(2)	(2)	(2)	(2)	(2)	(2)	(2)	(2)	(2)	(2)
Florists	(2)	(2)	(2)	(2)	(2)	(2)	(2)	(2)	(2)	(2)	(2)	(2)	(2)	(2)	(2)
Cigar stores and stands	11	199	12	7	7	8	8	7	7	205	205	225	225	205	205
News dealers, newsstands	(2)	(2)	(2)	(2)	(2)	(2)	(2)	(2)	(2)	(2)	(2)	(2)	(2)	(2)	(2)
Gift, novelty, souvenir stores	(2)	(2)	(2)	(2)	(2)	(2)	(2)	(2)	(2)	(2)	(2)	(2)	(2)	(2)	(2)
Music stores	15	281	20	19	14	17	13	21	14	335	283	326	278	391	316
All other retail stores	69	1,709	252	141	131	146	139	151	141	4,919	4,813	5,302	5,142	5,428	5,260

See footnotes at end of table.

Table 13C.—PAID EMPLOYEES AND WEEKLY PAY ROLL FOR SELECTED WORKWEEKS FOR LARGE STORES AND MULTIUNITS, AND SMALL-STORE SAMPLE—GEOGRAPHIC DIVISION, BY KIND OF BUSINESS: 1948[1]—Continued

WEST SOUTH CENTRAL

STORES, SALES, ANNUAL PAY ROLL, AND PAID EMPLOYEES AND WEEKLY PAY ROLL

[See text for explanatory material and description of sample data included]

Kind of business	Large stores and multiunits														
	Stores	Sales, entire year	Pay roll, entire year	Paid employees, workweek ended nearest						Pay roll, workweek ended nearest					
				March 15		July 15		Nov. 15		March 15		July 15		Nov. 15	
				Total	Full work-week	Total	Full work-week	Total	Full work-week	Total	Full work-week	Total	Full work-week	Total	Full work-week
	(Number)	(Thousand dollars)	(Thousand dollars)	(Number)	(Number)	(Number)	(Number)	(Number)	(Number)	(Dollars)	(Dollars)	(Dollars)	(Dollars)	(Dollars)	(Dollars)
Geographic division, total	[illegible]	[illegible]	[illegible]	[illegible]	[illegible]	[illegible]	326,786	389,242	338,696	[illegible]	13,409,817	[illegible]	[illegible]	[illegible]	[illegible]
Food group	[illegible]	1,406,005	41,201	46,422	37,683	46,725	38,539	48,117	38,855	1,695,308	1,695,813	1,772,304	[illegible]	1,788,766	[illegible]
Grocery stores, without fresh meat	300	70,100	4,598	2,263	1,953	2,390	2,090	2,308	1,964	83,772	80,336	98,672	84,839	89,392	[illegible]
Grocery stores, with fresh meat	4,527	1,237,958	71,312	38,088	30,040	37,867	30,482	39,537	31,069	1,326,495	1,235,234	1,378,810	1,286,730	1,403,211	[illegible]
Meat markets, fish markets	154	26,147	367	[illegible]	[illegible]	560	462	549	487	17,982	17,339	18,979	17,852	19,123	[illegible]
Fruit stores, vegetable markets	25	2,560	162	83	80	78	77	82	75	2,605	2,584	2,718	[illegible]	[illegible]	[illegible]
Candy, nut, confectionery stores	106	4,158	561	349	322	338	314	381	352	11,320	10,955	10,164	9,814	11,254	[illegible]
Dairy products stores, milk dealers	175	48,583	9,140	3,134	2,939	3,499	3,233	3,231	3,005	167,399	164,743	177,739	173,752	175,197	[illegible]
Bakery products stores	106	9,070	1,936	1,009	951	990	930	1,055	977	36,947	36,326	36,950	36,092	39,027	[illegible]
Egg, poultry dealers	44	9,110	262	182	149	176	138	167	131	5,344	5,004	5,188	4,700	[illegible]	[illegible]
All other food stores	28	7,919	2,263	806	794	827	813	807	795	43,444	43,287	43,105	42,880	[illegible]	[illegible]
Eating and drinking places	2,782	143,326	42,644	29,258	26,357	30,791	27,675	31,059	27,908	801,147	760,559	851,801	806,249	862,834	[illegible]
Eating places	1,868	112,023	37,179	25,827	23,292	27,225	24,473	27,383	24,653	697,702	663,000	743,042	703,183	752,853	[illegible]
Drinking places	914	31,303	5,465	3,431	[illegible]	3,566	3,202	3,676	3,255	103,445	97,559	108,759	103,066	109,630	[illegible]
General stores	[illegible]	74,191	[illegible]	[illegible]	2,700	3,089	2,738	3,153	2,735	97,150	92,175	97,831	94,778	102,380	[illegible]
General merchandise group	2,723	1,260,809	170,127	89,280	72,161	88,506	73,074	104,126	81,041	2,867,811	2,675,638	3,026,528	2,829,912	3,340,462	[illegible]
Department stores	201	739,412	109,272	49,279	44,175	48,590	43,622	55,847	49,148	1,861,576	1,770,592	1,961,396	1,860,891	2,136,166	2,022,416
Dry goods, general merchandise stores	1,493	338,653	34,812	[illegible]	14,648	18,788	15,160	21,588	16,147	572,684	548,907	614,858	577,718	690,793	[illegible]
Variety stores	1,029	182,744	26,043	22,056	13,338	21,128	14,292	26,691	15,746	427,551	356,139	450,274	391,303	513,503	[illegible]
Apparel group	2,273	549,943	62,985	30,044	25,904	29,712	26,036	33,659	28,624	1,058,442	1,012,618	1,046,057	1,002,852	1,176,981	[illegible]
Men's, boys' clothing, furnishings stores	479	96,539	10,904	4,037	3,726	4,120	3,850	4,421	4,024	191,880	187,561	196,200	192,540	214,568	[illegible]
Family clothing stores	670	157,389	18,316	9,032	7,985	9,013	7,950	10,154	8,673	325,663	315,229	324,948	312,901	358,965	[illegible]
Women's ready-to-wear stores	873	200,313	21,619	11,344	9,956	11,317	10,011	13,224	11,437	308,957	294,135	306,052	291,294	367,828	[illegible]
Millinery stores	68	3,415	563	420	324	308	280	384	330	11,615	10,475	9,134	8,842	11,399	10,724
Other apparel accessory, specialty stores	62	6,207	872	391	262	388	258	450	316	16,249	13,965	15,767	13,483	17,918	[illegible]
Shoe stores	517	74,948	9,128	3,970	2,923	3,709	2,943	4,117	3,050	174,664	163,703	165,252	156,062	173,507	162,787
Custom tailors	28	3,538	753	413	353	424	362	435	389	15,572	14,464	15,502	14,494	17,603	16,757
Furriers, fur shops	14	1,901	290	109	108	119	119	116	112	4,839	4,819	5,264	5,264	5,366	5,305
All other apparel stores	56	4,433	520	328	267	314	263	358	293	9,003	8,267	8,538	7,972	9,827	9,152
Furniture, furnishings, appliance group	2,545	410,311	58,558	22,688	21,618	24,465	23,409	24,750	23,596	1,041,080	1,013,182	1,128,679	1,097,555	1,176,268	1,144,364
Furniture stores	1,300	245,703	31,820	11,712	11,149	12,601	12,091	12,648	12,085	552,198	534,746	589,991	574,361	631,532	613,851
Floor covering, drapery stores	73	12,872	2,162	655	626	718	677	770	732	34,926	33,807	45,786	42,587	50,896	47,129
Other home furnishing stores	14	18,352	5,835	3,066	3,045	3,224	3,216	3,225	3,191	113,126	112,908	118,614	118,542	118,624	117,991
Household appliance stores	1,045	131,525	18,500	7,152	6,698	7,819	7,323	7,999	7,484	336,416	327,348	369,699	357,488	370,148	358,413
Radio stores	23	1,859	241	103	100	103	102	108	104	4,414	4,373	4,589	4,577	5,068	4,980
Automotive group	5,480	1,856,100	159,568	58,291	56,799	57,576	55,903	58,630	56,959	2,932,831	2,896,935	3,166,516	3,125,492	3,275,379	3,230,486
Motor vehicle (new and used) dealers	3,666	1,486,758	137,598	49,951	48,967	48,488	47,515	49,510	48,490	2,522,907	2,496,543	2,706,954	2,680,610	2,834,239	2,801,918
Motor vehicle (used) dealers	881	225,453	5,538	2,004	1,882	2,164	2,036	2,263	2,134	100,690	97,998	113,078	110,056	114,147	110,799
Tire, battery, accessory dealers	851	125,772	15,273	5,943	5,568	6,497	5,965	6,462	5,958	287,107	280,526	319,607	310,045	304,364	295,585
All other automotive dealers	82	18,117	1,179	393	382	427	387	395	377	22,127	21,868	26,877	24,781	22,629	22,184
Gasoline service stations	1,672	143,166	14,637	7,526	7,021	7,822	7,287	7,834	7,275	308,935	300,029	327,019	317,167	330,379	320,352
Lumber, building, hardware group	4,744	998,528	93,787	37,336	34,587	39,373	36,773	38,353	35,762	1,643,709	1,589,801	1,797,913	1,744,500	1,762,380	1,708,997
Lumber yards, building materials dealers	2,753	612,405	58,024	23,066	20,906	24,507	22,484	23,465	21,466	990,079	949,038	1,097,304	1,056,086	1,052,477	1,011,740
Plumbing, paint, electrical stores	332	48,118	7,824	2,582	2,438	2,818	2,683	2,803	2,670	136,734	133,001	153,108	149,298	154,252	150,223
Hardware stores	638	94,121	9,378	4,160	3,954	4,269	4,059	4,327	4,094	175,743	171,868	185,715	182,457	186,148	182,183
Farm equipment dealers	1,021	243,884	18,561	7,528	7,289	7,779	7,547	7,758	7,532	341,153	335,894	361,786	356,659	369,503	364,847
Drug and proprietary stores	[illegible]	201,180	28,473	16,223	14,373	16,909	15,036	16,715	14,774	537,631	511,359	565,451	538,206	564,787	537,128
Drug stores	1,234	191,283	27,280	15,415	13,673	16,073	14,308	15,866	14,026	515,079	489,828	541,854	515,700	540,431	513,775
Proprietary stores	145	9,897	1,193	808	700	836	728	849	748	22,552	21,531	23,597	22,506	24,356	23,353
Liquor stores	1,112	89,265	4,664	2,012	1,873	2,056	1,900	2,132	1,951	85,962	83,748	88,367	85,880	92,726	89,606
Second-hand stores	177	13,173	2,142	1,101	972	1,063	948	1,051	896	40,853	38,497	40,181	38,148	40,180	37,550
Other retail stores	2,463	429,799	45,806	18,752	17,545	18,651	17,468	19,663	18,320	856,151	839,463	876,079	858,958	917,056	897,649
Fuel, fuel oil dealers	201	48,030	6,740	2,745	2,635	2,593	2,485	2,759	2,640	143,448	141,465	133,317	131,432	142,379	140,263
Ice dealers	54	2,783	619	305	291	401	376	319	303	10,065	9,723	14,036	13,523	11,301	10,978
Feed, farm, garden supply stores	839	172,807	7,038	3,692	3,381	3,620	3,330	3,733	3,418	133,498	129,287	136,897	132,820	142,187	137,452
Jewelry stores	387	81,411	12,911	4,214	4,000	4,159	3,940	4,580	4,287	222,484	217,737	231,775	226,713	243,549	237,587
Book, stationery stores	119	26,375	5,328	2,122	2,053	2,160	2,105	2,319	2,241	98,210	97,235	101,669	100,892	106,267	105,163
Sporting goods stores, bicycle stores	81	13,500	1,490	521	505	549	531	546	530	26,009	25,789	27,143	26,817	28,514	28,260
Florists	139	8,243	1,507	716	673	691	650	755	703	28,629	28,150	26,992	26,393	30,853	30,120
Cigar stores and stands	136	14,669	929	478	439	499	461	497	453	18,246	17,823	19,327	18,872	18,735	18,231
News dealers, newsstands	39	4,122	433	531	272	530	271	537	277	10,321	8,975	10,388	9,042	10,682	9,324
Gift, novelty, souvenir stores	63	2,643	433	215	187	223	198	237	211	7,700	7,318	7,716	7,324	8,316	7,916
Music stores	130	21,777	3,223	1,244	1,208	1,222	1,188	1,265	1,223	61,250	60,784	62,652	62,198	65,720	65,138
All other retail stores	355	33,439	5,155	1,969	1,901	2,004	1,933	2,116	2,034	96,291	95,177	104,167	102,932	108,553	107,217

See footnotes at end of table.

Table 13C.—PAID EMPLOYEES AND WEEKLY PAY ROLL FOR SELECTED WORKWEEKS FOR LARGE STORES AND MULTIUNITS, AND SMALL-STORE SAMPLE—GEOGRAPHIC DIVISION, BY KIND OF BUSINESS: 1948[1]—Continued

WEST SOUTH CENTRAL

STORES, SALES, ANNUAL PAY ROLL, AND PAID EMPLOYEES AND WEEKLY PAY ROLL

[See text for explanatory material and description of sample data included]

Kind of business	Sample of small single-unit stores															
				Paid employees, workweek ended nearest—						Pay roll, workweek ended nearest—						
				March 15		July 15		Nov. 15		March 15		July 15		Nov. 15		
	Stores	Sales, entire year	Pay roll, entire year	Total	Full workweek	Total	Full workweek	Total	Full workweek	Total	Full workweek	Total	Full workweek	Total	Full workweek	
	(Number)	(Thousand dollars)	(Thousand dollars)	(Number)	(Number)	(Number)	(Number)	(Number)	(Number)	(Dollars)	(Dollars)	(Dollars)	(Dollars)	(Dollars)	(Dollars)	
Geographic division, total	13,393	344,211	25,251	17,679	14,863	18,756	15,847	20,120	16,810	477,272	441,687	517,106	479,310	557,987	513,603	
Food group	4,332	102,089	2,925	2,272	1,724	2,382	1,814	2,554	1,906	57,215	51,044	62,846	55,873	67,546	59,858	
Grocery stores, without fresh meat	1,721	22,128	347	349	235	360	243	369	247	6,948	5,597	7,359	5,951	7,314	5,946	
Grocery stores, with fresh meat	2,224	72,828	1,932	1,473	1,115	1,558	1,187	1,654	1,228	37,840	33,936	42,500	37,805	45,404	40,181	
Meat markets, fish markets	85	2,402	98	69	54	70	55	68	54	1,938	1,732	1,963	1,759	1,977	1,787	
Fruit stores, vegetable markets	(2)	(2)	(2)	(2)	(2)	(2)	(2)	(2)	(2)	(2)	(2)	(2)	(2)	(2)	(2)	
Candy, nut, confectionery stores	(2)	(2)	(2)	(2)	(2)	(2)	(2)	(2)	(2)	(2)	(2)	(2)	(2)	(2)	(2)	
Dairy products stores, milk dealers	14	470	45	19	13	30	18	38	24	625	480	755	653	930	733	
Bakery products stores	92	1,905	353	243	217	241	215	282	250	7,028	6,765	7,143	6,869	8,540	8,203	
Egg, poultry dealers	(2)	(2)	(2)	(2)	(2)	(2)	(2)	(2)	(2)	(2)	(2)	(2)	(2)	(2)	(2)	
All other food stores	17	281	55	30	27	31	30	40	37	1,007	966	1,139	1,124	1,360	1,309	
Eating and drinking places	2,910	51,413	8,064	6,678	5,845	7,164	6,294	7,756	6,819	151,808	141,176	163,053	152,071	178,692	166,414	
Eating places	1,811	35,233	6,378	5,390	4,759	5,721	5,081	6,246	5,541	120,626	112,546	128,382	120,389	142,439	133,074	
Drinking places	1,099	16,180	1,686	1,288	1,086	1,443	1,213	1,510	1,278	31,182	28,630	34,671	31,682	36,253	33,340	
General stores	(2)	(2)	(2)	(2)	(2)	(2)	(2)	(2)	(2)	(2)	(2)	(2)	(2)	(2)	(2)	
General merchandise group	367	12,131	721	641	482	657	499	732	552	13,057	11,781	13,525	12,290	15,035	13,608	
Department stores	...	...	...	...	...	...	...	...	...	...	...	...	...	...	...	
Dry goods, general merchandise stores	242	8,952	456	355	275	370	287	393	305	8,308	7,569	8,672	7,921	9,415	8,586	
Variety stores	125	3,179	265	286	207	287	212	339	247	4,749	4,212	4,853	4,369	5,620	5,022	
Apparel group	429	14,710	1,053	678	532	707	548	849	626	17,974	16,382	18,910	17,273	23,103	20,763	
Men's, boys' clothing, furnishings stores	80	3,145	203	99	70	99	73	128	94	2,975	2,693	3,113	2,850	4,675	4,350	
Family clothing stores	87	3,872	244	179	134	192	146	242	158	4,182	3,783	4,477	4,108	5,158	4,556	
Women's ready-to-wear stores	125	4,076	295	306	174	221	175	257	203	5,332	5,027	5,664	5,240	6,768	6,147	
Millinery stores	(2)	(2)	(2)	(2)	(2)	(2)	(2)	(2)	(2)	(2)	(2)	(2)	(2)	(2)	(2)	
Other apparel accessory, specialty stores	8	156	10	9	8	10	10	10	10	180	170	205	205	215	215	
Shoe stores	50	1,652	108	67	49	69	51	71	51	1,943	1,604	2,118	1,770	2,379	2,020	
Custom tailors	(2)	(2)	(2)	(2)	(2)	(2)	(2)	(2)	(2)	(2)	(2)	(2)	(2)	(2)	(2)	
Furriers, fur shops	(2)	(2)	(2)	(2)	(2)	(2)	(2)	(2)	(2)	(2)	(2)	(2)	(2)	(2)	(2)	
All other apparel stores	(2)	(2)	(2)	(2)	(2)	(2)	(2)	(2)	(2)	(2)	(2)	(2)	(2)	(2)	(2)	
Furniture, furnishings, appliance group	470	16,274	1,310	667	595	749	677	792	708	23,573	22,378	27,631	26,428	29,876	28,466	
Furniture stores	190	7,664	571	293	267	309	286	331	299	10,389	9,975	11,187	10,831	12,047	11,544	
Floor covering, drapery stores	26	772	107	47	41	63	61	61	64	1,813	1,683	2,259	2,229	2,594	2,564	
Other home furnishing stores	55	1,032	150	80	70	84	72	90	82	2,779	2,645	3,037	2,869	3,572	3,459	
Household appliance stores	172	6,265	429	214	193	258	233	268	236	7,602	7,216	10,143	9,642	10,644	10,029	
Radio stores	(2)	(2)	(2)	(2)	(2)	(2)	(2)	(2)	(2)	(2)	(2)	(2)	(2)	(2)	(2)	
Automotive group	476	19,007	1,295	656	590	690	628	715	647	23,970	22,574	26,262	24,866	29,319	27,944	
Motor vehicle (new and used) dealers	97	6,029	507	233	213	256	237	275	256	9,132	8,707	9,995	9,569	12,865	12,433	
Motor vehicle (used) dealers	124	5,218	116	62	54	67	59	71	64	2,142	1,921	2,744	2,523	2,657	2,511	
Tire, battery, accessory dealers	220	7,130	604	331	304	338	314	342	311	11,409	10,974	12,071	11,637	12,497	12,011	
All other automotive dealers	(2)	(2)	(2)	(2)	(2)	(2)	(2)	(2)	(2)	(2)	(2)	(2)	(2)	(2)	(2)	
Gasoline service stations	1,815	47,485	3,737	2,276	1,916	2,482	2,083	2,678	2,145	72,436	67,493	80,539	74,874	84,507	78,396	
Lumber, building, hardware group	507	21,657	1,738	954	818	1,003	869	1,040	857	34,654	32,181	38,376	36,075	38,664	34,936	
Lumber yards, building materials dealers	116	5,512	446	242	192	256	206	284	199	8,647	7,768	9,472	8,695	10,568	8,224	
Plumbing, paint, electrical stores	116	3,955	516	244	207	278	236	262	224	9,387	8,540	11,892	11,054	11,110	10,336	
Hardware stores	198	7,858	546	313	273	320	290	329	289	10,476	9,999	11,091	10,672	11,139	10,526	
Farm equipment dealers	77	4,332	284	155	146	149	137	165	145	6,144	5,874	5,921	5,654	6,847	6,?	
Drug and proprietary stores	453	16,887	1,591	1,207	969	1,263	1,042	1,329	1,077	30,152	27,398	32,818	29,334	33,057	30,270	
Drug stores	336	14,180	1,413	1,024	847	1,075	903	1,112	924	26,891	24,565	29,161	26,769	29,436	27,387	
Proprietary stores	(2)	(2)	(2)	(2)	(2)	(2)	(2)	(2)	(2)	(2)	(2)	(2)	(2)	(2)	(2)	
Liquor stores	261	7,791	244	150	121	161	130	167	135	4,520	4,134	4,858	4,424	4,981	4,544	
Second-hand stores	202	2,294	217	122	107	122	100	137	113	4,162	3,971	4,056	3,755	4,497	4,182	
Other retail stores	878	22,120	1,941	1,058	914	1,061	919	1,129	964	36,490	34,463	36,932	34,896	39,517	36,989	
Fuel, fuel oil dealers	33	1,370	126	73	60	68	55	69	57	2,559	2,339	2,300	2,086	2,452	2,232	
Ice dealers	(2)	(2)	(2)	(2)	(2)	(2)	(2)	(2)	(2)	(2)	(2)	(2)	(2)	(2)	(2)	
Feed, farm, garden supply stores	172	6,840	267	170	144	171	142	170	140	5,069	4,730	5,036	4,907	5,377	4,944	
Jewelry stores	128	2,988	356	160	146	165	155	178	165	6,812	6,637	7,208	7,086	7,739	7,594	
Book, stationery stores	35	686	114	60	52	64	59	76	66	1,845	1,731	2,307	2,217	2,657	2,547	
Sporting goods stores, bicycle stores	48	1,211	64	35	31	43	36	38	31	1,229	1,130	1,345	1,202	1,407	1,242	
Florists	124	2,363	308	185	148	171	138	185	149	6,027	5,549	5,716	5,471	5,781	5,545	
Cigar stores and stands	23	419	23	22	18	21	17	24	19	446	421	432	408	471	444	
News dealers, newsstands	(2)	(2)	(2)	(2)	(2)	(2)	(2)	(2)	(2)	(2)	(2)	(2)	(2)	(2)	(2)	
Gift, novelty, souvenir stores	(2)	(2)	(2)	(2)	(2)	(2)	(2)	(2)	(2)	(2)	(2)	(2)	(2)	(2)	(2)	
Music stores	36	837	46	29	23	31	24	39	30	769	717	806	728	1,045	944	
All other retail stores	155	3,660	460	228	209	225	206	229	207	8,480	8,136	8,469	8,103	8,562	8,211	

See footnotes at end of table.

Table 13C.—PAID EMPLOYEES AND WEEKLY PAY ROLL FOR SELECTED WORKWEEKS FOR LARGE STORES AND MULTIUNITS, AND SMALL-STORE SAMPLE—GEOGRAPHIC DIVISION, BY KIND OF BUSINESS: 1948—Continued

MOUNTAIN

STORES, SALES, ANNUAL PAY ROLL, AND PAID EMPLOYEES AND WEEKLY PAY ROLL

[See text for explanatory material and description of sample data included]

Kind of business	Large stores and multiunits: Stores (Number)	Sales, entire year (Thousand dollars)	Pay roll, entire year (Thousand dollars)	Paid employees, workweek ended nearest: March 15, Total (Number)	March 15, Full workweek (Number)	July 15, Total (Number)	July 15, Full workweek (Number)	Nov. 15, Total (Number)	Nov. 15, Full workweek (Number)	Pay roll, workweek ended nearest: March 15, Total (Dollars)	March 15, Full workweek (Dollars)	July 15, Total (Dollars)	July 15, Full workweek (Dollars)	Nov. 15, Total (Dollars)	Nov. 15, Full workweek (Dollars)
Geographic division, total	[illegible]	[illegible]	[illegible]	[illegible]	126,581	153,830	134,893	158,249	134,165	[illegible]	6,161,601	[illegible]	[illegible]	7,182,[illegible]	[illegible]
Food group	[illegible]	[illegible]	[illegible]	18,771	14,316	19,262	17,481	14,147	14,783	782,708	715,168	834,939	[illegible]	844,33[illegible]	[illegible]
Grocery stores, without fresh meat	[illegible]	[illegible],960	1,460	735	581	805	667	780	623	26,188	23,970	29,799	[illegible]	23,121	[illegible]
Grocery stores, with fresh meat	[illegible]	[illegible]	[illegible]	[illegible],435	11,515	[illegible],725	[illegible],482	15,715	11,899	636,070	576,645	677,431	[illegible]	[illegible]	[illegible]
Meat markets, fish markets	[illegible]	15,401	1,[illegible]79	411	332	416	349	431	354	19,814	18,443	20,893	[illegible]	[illegible]	[illegible]
Fruit stores, vegetable markets	13	[illegible]	64	20	18	42	32	32	29	983	947	1,147	1,730	[illegible]	[illegible]
Candy, nut, confectionery stores	[illegible]	[illegible]	279	208	158	246	195	224	171	7,730	7,080	8,356	[illegible]	[illegible]	[illegible]
Dairy products stores, milk dealers	[illegible]	[illegible]	[illegible]	1,[illegible]	1,221	1,477	1,291	1,395	1,213	64,106	61,561	[illegible]	[illegible]	[illegible]	[illegible]
Bakery products stores	[illegible]	[illegible],473	[illegible]	330	284	318	267	335	285	12,879	12,181	12,882	11,822	[illegible]	[illegible]
Egg, poultry dealers	[illegible]	1,[illegible]	97	50	27	51	26	50	28	1,738	1,240	1,760	1,192	[illegible]	[illegible]
All other food stores	11	[illegible],952	632	188	180	182	172	185	181	13,200	13,101	11,380	11,270	[illegible]	[illegible]
Eating and drinking places	1,347	118,910	[illegible]	14,932	12,863	17,423	[illegible],152	15,736	[illegible]	539,725	506,415	[illegible]	[illegible]	[illegible]	[illegible]
Eating places	817	[illegible],916	22,318	11,861	10,257	14,190	12,376	12,522	10,798	406,406	382,419	[illegible]	458,798	[illegible]	[illegible]
Drinking places	[illegible]	[illegible],994	7,182	3,071	2,606	3,233	2,776	3,214	2,731	133,319	124,496	143,640	13[illegible],111	[illegible]	[illegible]
General stores	[illegible]	[illegible],264	5,399	2,452	2,181	[illegible]	[illegible]	2,492	2,238	103,088	98,218	113,628	108,516	[illegible]	[illegible]
General merchandise group	950	499,263	68,384	32,651	25,680	32,374	26,741	37,421	28,132	1,169,081	1,074,812	1,226,709	1,130,960	1,364,11[illegible]	[illegible]
Department stores	109	[illegible],238	40,426	17,324	14,809	17,246	14,955	19,865	16,226	685,183	647,613	709,468	668,22[illegible]	804,[illegible]	[illegible]
Dry goods, general merchandise stores	[illegible]	[illegible],369	17,28[illegible]	7,980	6,338	8,029	6,535	9,033	6,720	306,394	281,754	323,839	294,864	348,826	309,[illegible]
Variety stores	417	66,656	10,380	7,347	4,533	7,099	5,251	8,523	5,186	177,504	145,445	193,402	167,870	210,324	169,89[illegible]
Apparel group	[illegible]	171,173	21,682	9,547	8,219	9,312	8,172	10,496	8,834	388,042	368,255	395,727	377,233	433,178	[illegible]
Men's, boys' clothing, furnishings stores	231	37,637	4,279	1,498	1,334	1,413	1,258	1,605	1,330	74,654	72,137	72,152	69,741	80,928	[illegible]
Family clothing stores	195	41,701	5,163	2,308	2,060	2,314	2,075	2,621	2,293	91,502	88,443	96,194	92,661	106,760	10[illegible],610
Women's ready-to-wear stores	[illegible]	63,980	7,955	3,917	3,428	3,842	3,438	4,385	3,735	141,147	133,436	143,053	136,199	[illegible]	[illegible]
Millinery stores	[illegible]	1,145	187	147	106	104	84	127	93	4,390	3,932	3,636	3,455	4,308	3,84[illegible]
Other apparel accessory, specialty stores	14	1,139	214	85	37	91	44	95	44	4,086	3,013	4,370	3,265	4,388	[illegible]
Shoe stores	178	23,502	2,790	1,126	851	1,097	871	1,109	865	51,190	47,553	54,674	51,134	50,81[illegible]	[illegible]
Custom tailors	9	1,533	231	128	90	77	67	137	95	4,820	3,978	3,940	3,644	5,230	[illegible]
Furriers, fur shops	14	4,190	735	263	245	289	266	324	297	13,872	13,455	15,304	14,816	18,619	17,[illegible]
All other apparel stores	23	1,302	128	75	68	75	69	93	82	2,381	2,308	2,404	2,318	[illegible]	[illegible]
Furniture, furnishings, appliance group	1,076	176,426	25,498	8,989	8,385	9,260	8,654	9,412	8,776	454,937	443,976	482,587	470,827	496,449	48[illegible],670
Furniture stores	474	102,164	13,074	4,269	4,073	4,354	4,171	4,416	4,213	230,224	226,254	241,352	237,377	251,281	247,[illegible]
Floor covering, drapery stores	37	6,898	1,106	324	312	356	337	352	336	20,093	19,546	23,850	23,141	22,382	21,[illegible]
Other home furnishing stores	34	[illegible]	1,423	712	702	74[illegible]	730	735	723	28,883	28,747	31,460	31,232	31,470	31,26[illegible]
Household appliance stores	[illegible]12	60,192	9,583	3,569	3,191	3,693	3,310	3,769	3,373	170,242	164,027	180,438	173,673	184,425	176,848
Radio stores	19	3,028	312	115	107	112	106	140	131	5,495	5,402	5,487	5,404	6,891	6,78[illegible]
Automotive group	[illegible]	741,992	73,683	23,915	23,009	25,198	24,216	25,449	24,405	1,367,758	1,344,783	1,514,496	1,488,137	1,517,576	1,489,834
Motor vehicle (new and used) dealers	1,811	634,371	6[illegible],883	21,219	20,537	22,301	21,536	22,624	21,803	1,227,323	1,209,206	1,352,805	1,331,360	1,363,420	1,340,77[illegible]
Motor vehicle (used) dealers	266	61,561	2,223	639	630	749	680	736	661	39,597	37,448	45,076	42,983	42,63[illegible]	40,638
Tire, battery, accessory dealers	234	35,704	4,833	1,704	1,589	1,871	1,743	1,818	1,697	86,491	84,554	100,965	98,566	96,980	[illegible],563
All other automotive dealers	53	10,356	744	293	253	277	257	271	244	14,347	13,575	15,650	15,228	14,541	13,856
Gasoline service stations	[illegible]	100,802	9,785	3,966	3,579	4,535	4,107	4,163	3,739	185,289	177,944	216,876	208,092	200,872	192,040
Lumber, building, hardware group	[illegible]169	470,994	46,646	15,846	14,375	17,173	15,584	16,870	15,267	813,372	782,467	910,893	874,399	910,863	874,206
Lumber yards, building materials dealers	980	237,154	22,635	7,558	6,702	8,238	7,244	7,950	7,054	385,584	367,383	427,144	404,506	423,354	402,593
Plumbing, paint, electrical stores	189	31,366	6,030	1,798	1,651	2,034	1,926	2,071	1,906	100,098	97,223	123,338	121,077	124,260	120,771
Hardware stores	348	62,536	6,342	[illegible],633	2,322	2,765	2,423	2,874	2,469	123,131	117,509	133,507	126,540	137,887	129,247
Farm equipment dealers	652	139,888	11,139	3,857	3,700	4,136	3,991	3,975	3,838	204,559	200,352	226,904	222,276	225,362	221,59[illegible]
Drug and proprietary stores	640	103,209	13,504	6,787	5,638	7,247	6,116	7,167	5,930	247,229	228,840	268,377	248,417	266,526	245,819
Drug stores	620	101,802	13,306	6,669	5,539	7,132	6,009	7,042	5,824	243,505	225,341	264,377	244,530	262,580	242,152
Proprietary stores	20	1,407	198	118	99	115	107	125	106	3,724	3,499	4,000	3,887	3,946	3,667
Liquor stores	483	53,859	1,967	959	775	979	724	970	750	37,244	34,982	37,707	34,062	38,315	35,049
Second-hand stores	65	3,062	555	278	268	302	283	300	283	10,754	10,619	12,059	11,701	11,634	11,284
Other retail stores	[illegible]	185,737	20,876	8,297	7,293	8,176	7,330	8,626	7,499	391,265	374,622	396,132	378,513	412,265	393,554
Fuel, fuel oil dealers	190	34,211	4,568	1,740	1,582	1,505	1,392	1,705	1,549	93,357	89,708	81,620	77,995	92,562	89,040
Ice dealers	8	1,154	263	104	98	159	141	81	72	5,871	5,743	8,701	7,794	3,938	3,738
Feed, farm, garden supply stores	294	72,626	4,062	1,662	1,501	1,652	1,499	1,841	1,584	74,636	71,372	75,592	72,330	83,298	79,048
Jewelry stores	182	21,591	3,724	1,224	1,165	1,257	1,203	1,304	1,233	66,897	65,816	68,860	67,771	69,918	68,826
Book, stationery stores	58	11,372	1,958	930	687	815	662	969	716	39,214	35,086	37,943	33,824	41,282	36,311
Sporting goods stores, bicycle stores	64	9,524	1,021	381	339	387	355	377	346	18,714	17,983	20,206	19,579	20,169	19,789
Florists	51	3,504	697	318	286	298	263	313	269	14,314	13,929	13,579	13,047	14,366	13,710
Cigar stores and stands	64	5,199	478	264	219	266	227	269	225	8,990	8,411	9,765	9,227	9,746	9,136
News dealers, newsstands	22	1,780	191	242	86	246	90	245	90	3,576	2,748	3,707	2,857	3,800	2,956
Gift, novelty, souvenir stores	76	3,163	388	134	129	289	272	155	151	5,141	5,081	12,927	12,428	5,938	5,883
Music stores	57	10,160	1,444	518	477	501	468	525	483	24,788	23,963	24,957	24,279	26,699	25,764
All other retail stores	139	11,453	2,082	780	724	801	758	842	781	35,767	34,782	38,275	37,382	40,549	39,353

See footnotes at end of table.

Table 13C.—PAID EMPLOYEES AND WEEKLY PAY ROLL FOR SELECTED WORKWEEKS FOR LARGE STORES AND MULTIUNITS, AND SMALL-STORE SAMPLE—GEOGRAPHIC DIVISION, BY KIND OF BUSINESS: 1948[1]—Continued

MOUNTAIN

STORES, SALES, ANNUAL PAY ROLL, AND PAID EMPLOYEES AND WEEKLY PAY ROLL

[See text for explanatory material and description of sample data included]

Kind of business	Sample of small single-unit stores														
				Paid employees, workweek ended nearest—						Pay roll, workweek ended nearest—					
				March 15		July 15		Nov. 15		March 15		July 15		Nov. 15	
	Stores (Number)	Sales, entire year (Thousand dollars)	Pay roll, entire year (Thousand dollars)	Total (Number)	Full work-week (Number)	Total (Number)	Full work-week (Number)	Total (Number)	Full work-week (Number)	Total (Dollars)	Full work-week (Dollars)	Total (Dollars)	Full work-week (Dollars)	Total (Dollars)	Full work-week (Dollars)
Geographic division, total	4,434	137,545	11,328	6,116	4,837	7,124	5,701	7,102	5,549	204,984	186,738	239,302	217,129	242,433	219,299
Food group	986	29,698	1,063	703	493	764	533	816	571	20,628	17,769	22,228	19,005	24,011	20,758
Grocery stores, without fresh meat	294	5,678	102	87	61	96	63	91	62	2,052	1,815	2,251	1,931	2,195	1,934
Grocery stores, with fresh meat	522	19,746	524	331	221	353	244	401	271	9,872	8,305	10,388	8,810	12,102	10,245
Meat markets, fish markets	22	822	54	18	16	21	19	22	19	867	850	923	896	948	922
Fruit stores, vegetable markets	(2)	(2)	(2)	(2)	(2)	(2)	(2)	(2)	(2)	(2)	(2)	(2)	(2)	(2)	(2)
Candy, nut, confectionery stores	(2)	(2)	(2)	(2)	(2)	(2)	(2)	(2)	(2)	(2)	(2)	(2)	(2)	(2)	(2)
Dairy products stores, milk dealers	25	777	90	70	45	72	42	69	39	1,824	1,533	1,964	1,525	1,768	1,326
Bakery products stores	(2)	(2)	(2)	(2)	(2)	(2)	(2)	(2)	(2)	(2)	(2)	(2)	(2)	(2)	(2)
Egg, poultry dealers	(2)	(2)	(2)	(2)	(2)	(2)	(2)	(2)	(2)	(2)	(2)	(2)	(2)	(2)	(2)
All other food stores	(2)	(2)	(2)	(2)	(2)	(2)	(2)	(2)	(2)	(2)	(2)	(2)	(2)	(2)	(2)
Eating and drinking places	1,145	28,556	4,691	2,629	2,113	3,271	2,697	3,135	2,522	82,248	75,130	102,125	93,401	99,447	90,886
Eating places	623	14,675	2,804	1,660	1,357	2,172	1,832	2,075	1,698	47,196	43,080	61,755	56,569	60,287	55,182
Drinking places	522	13,881	1,887	969	756	1,099	865	1,060	824	35,052	32,050	40,370	36,832	39,160	35,704
General stores	58	2,451	82	54	47	57	51	54	49	1,485	1,438	1,654	1,581	1,640	1,603
General merchandise group	98	3,252	167	135	87	154	101	176	108	2,819	2,321	3,352	2,827	4,475	3,721
Department stores	...	...	...	...	...	...	...	...	...	...	...	...	...	...	...
Dry goods, general merchandise stores	57	1,963	78	58	38	84	43	76	50	1,325	1,116	1,508	1,290	2,495	2,157
Variety stores	41	1,289	89	77	49	90	58	100	58	1,494	1,205	1,844	1,537	1,980	1,564
Apparel group	197	6,838	445	265	207	281	222	318	241	7,833	7,168	8,381	7,650	10,172	9,207
Men's, boys' clothing, furnishings stores	40	1,573	71	35	29	38	30	40	32	1,245	1,188	1,293	1,182	1,457	1,334
Family clothing stores	24	1,232	48	53	40	54	45	57	40	871	783	933	857	1,040	964
Women's ready-to-wear stores	62	2,385	205	118	97	130	104	145	113	3,776	3,507	4,122	3,811	4,832	4,419
Millinery stores	(2)	(2)	(2)	(2)	(2)	(2)	(2)	(2)	(2)	(2)	(2)	(2)	(2)	(2)	(2)
Other apparel accessory, specialty stores	(2)	(2)	(2)	(2)	(2)	(2)	(2)	(2)	(2)	(2)	(2)	(2)	(2)	(2)	(2)
Shoe stores	24	997	81	36	26	31	23	40	31	1,325	1,190	1,263	1,151	1,850	1,723
Custom tailors	(2)	(2)	(2)	(2)	(2)	(2)	(2)	(2)	(2)	(2)	(2)	(2)	(2)	(2)	(2)
Furriers, fur shops	(2)	(2)	(2)	(2)	(2)	(2)	(2)	(2)	(2)	(2)	(2)	(2)	(2)	(2)	(2)
All other apparel stores	(2)	(2)	(2)	(2)	(2)	(2)	(2)	(2)	(2)	(2)	(2)	(2)	(2)	(2)	(2)
Furniture, furnishings, appliance group	165	6,666	529	262	230	286	253	272	232	9,668	9,242	11,381	10,795	10,600	9,935
Furniture stores	50	2,425	136	68	54	71	61	72	56	2,308	2,112	2,771	2,626	2,785	2,501
Floor covering, drapery stores	(2)	(2)	(2)	(2)	(2)	(2)	(2)	(2)	(2)	(2)	(2)	(2)	(2)	(2)	(2)
Other home furnishing stores	(2)	(2)	(2)	(2)	(2)	(2)	(2)	(2)	(2)	(2)	(2)	(2)	(2)	(2)	(2)
Household appliance stores	70	2,866	263	143	129	157	140	156	137	5,161	5,017	6,078	5,833	5,832	5,565
Radio stores	(2)	(2)	(2)	(2)	(2)	(2)	(2)	(2)	(2)	(2)	(2)	(2)	(2)	(2)	(2)
Automotive group	153	6,563	468	193	177	203	187	226	203	8,903	8,562	9,726	9,388	11,058	10,495
Motor vehicle (new and used) dealers	42	2,409	210	85	74	84	72	106	93	3,935	3,675	4,036	3,788	5,261	4,883
Motor vehicle (used) dealers	43	1,946	35	14	13	21	20	21	19	550	520	918	888	1,318	1,268
Tire, battery, accessory dealers	54	1,758	212	85	82	91	89	94	87	4,168	4,147	4,475	4,445	4,263	4,157
All other automotive dealers	(2)	(2)	(2)	(2)	(2)	(2)	(2)	(2)	(2)	(2)	(2)	(2)	(2)	(2)	(2)
Gasoline service stations	731	22,883	1,283	597	465	741	576	696	542	22,378	20,078	28,022	24,772	26,987	23,978
Lumber, building, hardware group	200	8,849	832	344	235	369	292	373	300	15,822	14,571	16,071	14,266	17,444	15,619
Lumber yards, building materials dealers	34	1,651	218	82	67	82	63	84	75	3,835	3,424	3,913	3,215	4,125	3,781
Plumbing, paint, electrical stores	55	2,236	376	149	128	155	116	162	120	7,679	7,258	7,149	6,453	8,166	7,227
Hardware stores	78	3,019	137	60	49	72	60	76	61	2,326	2,142	2,756	2,520	2,911	2,540
Farm equipment dealers	33	1,943	101	53	51	60	53	51	44	1,782	1,747	2,253	2,078	2,242	2,071
Drug and proprietary stores	128	5,328	486	316	222	369	271	354	245	9,451	8,204	10,953	9,603	10,438	8,951
Drug stores	104	5,334	448	282	210	335	259	314	231	8,925	7,852	10,347	9,220	9,774	8,519
Proprietary stores	(2)	(2)	(2)	(2)	(2)	(2)	(2)	(2)	(2)	(2)	(2)	(2)	(2)	(2)	(2)
Liquor stores	80	2,887	98	48	37	54	44	52	42	1,818	1,677	2,083	1,953	2,043	1,892
Second-hand stores	(2)	(2)	(2)	(2)	(2)	(2)	(2)	(2)	(2)	(2)	(2)	(2)	(2)	(2)	(2)
Other retail stores	423	11,763	1,092	520	420	523	428	572	447	20,402	18,904	21,412	20,045	22,074	20,344
Fuel, fuel oil dealers	35	1,067	109	60	47	45	41	66	49	2,275	2,069	1,995	1,925	2,601	2,319
Ice dealers	(2)	(2)	(2)	(2)	(2)	(2)	(2)	(2)	(2)	(2)	(2)	(2)	(2)	(2)	(2)
Feed, farm, garden supply stores	33	1,604	73	37	35	36	32	42	38	1,465	1,408	1,362	1,278	1,822	1,746
Jewelry stores	74	2,208	269	117	96	119	101	135	110	4,820	4,525	5,137	4,885	5,782	5,352
Book, stationery stores	16	656	40	30	22	28	20	32	24	774	696	762	682	874	786
Sporting goods stores, bicycle stores	(2)	(2)	(2)	(2)	(2)	(2)	(2)	(2)	(2)	(2)	(2)	(2)	(2)	(2)	(2)
Florists	(2)	(2)	(2)	(2)	(2)	(2)	(2)	(2)	(2)	(2)	(2)	(2)	(2)	(2)	(2)
Cigar stores and stands	(2)	(2)	(2)	(2)	(2)	(2)	(2)	(2)	(2)	(2)	(2)	(2)	(2)	(2)	(2)
News dealers, newsstands	(2)	(2)	(2)	(2)	(2)	(2)	(2)	(2)	(2)	(2)	(2)	(2)	(2)	(2)	(2)
Gift, novelty, souvenir stores	(2)	(2)	(2)	(2)	(2)	(2)	(2)	(2)	(2)	(2)	(2)	(2)	(2)	(2)	(2)
Music stores	13	553	39	26	21	25	18	27	19	946	877	797	723	806	709
All other retail stores	88	2,044	243	98	83	101	86	106	91	4,791	4,439	4,970	4,728	4,500	4,310

See footnotes at end of table.

Table 13C.—PAID EMPLOYEES AND WEEKLY PAY ROLL FOR SELECTED WORKWEEKS FOR LARGE STORES AND MULTIUNITS, AND SMALL-STORE SAMPLE—GEOGRAPHIC DIVISION, BY KIND OF BUSINESS: 1948—Continued

PACIFIC

STORES, SALES, ANNUAL PAY ROLL, AND PAID EMPLOYEES AND WEEKLY PAY ROLL

[See text for explanatory material and description of sample data included]

Large stores and multiunits

Kind of business	Stores (Number)	Sales, entire year (Thousand dollars)	Pay roll, entire year (Thousand dollars)	Paid employees, workweek ended nearest March 15: Total (Number)	March 15: Full workweek (Number)	July 15: Total (Number)	July 15: Full workweek (Number)	Nov. 15: Total (Number)	Nov. 15: Full workweek (Number)	Pay roll, workweek ended nearest March 15: Total (Dollars)	March 15: Full work week (Dollars)	July 15: Total (Dollars)	July 15: Full work week (Dollars)	Nov. 15: Total (Dollars)	Nov. 15: Full work week (Dollars)
Geographic division, total	[illegible]	[illegible]	1,412,260	496,832	[illegible]	[illegible]	448,409	[illegible]	456,068	25,777,105	24,473,217	27,302,643	[illegible]	28,138,434	[illegible]
Food group	10,983	2,704,793	203,019	68,685	56,495	70,511	54,077	69,761	55,986	3,765,989	3,523,477	3,393,692	[illegible]	[illegible]	[illegible]
Grocery stores, without fresh meat	[illegible]	240,038	14,958	5,098	4,259	5,495	4,661	5,530	4,571	271,649	255,123	296,082	277,631	300,333	[illegible]
Grocery stores, with fresh meat	[illegible]	2,126,295	142,375	48,801	39,042	49,743	40,824	48,316	37,459	2,644,588	2,452,282	2,789,510	[illegible]	[illegible]	[illegible]
Meat markets, fish markets	576	130,954	9,909	2,968	2,533	3,045	2,618	3,094	2,591	184,944	175,259	189,088	178,431	[illegible]	[illegible]
Fruit stores, vegetable markets	202	23,130	2,956	869	739	1,019	871	1,383	1,095	47,283	44,983	57,269	54,020	69,414	[illegible]
Candy, nut, confectionery stores	367	[illegible]	4,243	1,821	1,623	1,643	1,463	1,961	1,703	84,088	80,624	76,624	72,609	89,894	[illegible]
Dairy products stores, milk dealers	244	96,965	18,027	5,217	5,006	5,567	5,318	5,405	5,185	330,167	325,164	372,351	366,446	[illegible]	[illegible]
Bakery products stores	413	23,019	4,850	2,168	1,745	2,128	1,692	2,172	1,712	95,893	88,576	94,550	86,130	[illegible]	[illegible]
Egg, poultry dealers	129	17,190	1,017	468	332	445	314	497	334	19,325	16,815	19,385	17,094	[illegible]	[illegible]
All other food stores	164	26,157	4,784	1,275	1,216	1,376	1,316	1,403	1,336	86,052	84,651	98,233	91,802	[illegible]	[illegible]
Eating and drinking places	4,985	[illegible]	160,947	68,460	59,304	73,109	63,471	71,462	61,826	2,997,592	2,813,009	3,234,050	3,031,462	[illegible]	[illegible]
Eating places	3,479	[illegible]	132,785	57,661	49,864	61,847	53,666	60,231	52,067	2,462,233	2,306,700	2,658,664	2,487,821	[illegible]	[illegible]
Drinking places	1,506	107,840	28,162	10,799	9,440	11,262	9,805	11,231	9,759	535,359	506,309	575,386	543,641	566,303	[illegible]
General stores	168	[illegible]	2,673	1,110	991	1,134	999	1,160	1,030	49,186	47,196	52,976	50,329	53,253	[illegible]
General merchandise group	2,248	1,735,270	266,434	115,952	92,787	116,453	94,769	131,377	101,856	4,623,249	4,166,661	4,839,242	4,365,977	5,374,556	[illegible]
Department stores	268	1,288,749	203,324	83,504	69,751	84,355	70,709	93,096	75,939	3,515,993	3,193,951	3,682,638	3,341,460	4,077,915	[illegible]
Dry goods, general merchandise stores	944	[illegible]	31,411	13,493	11,083	13,999	11,549	15,490	12,105	556,698	523,135	577,325	536,095	631,720	[illegible]
Variety stores	1,036	190,682	31,699	18,955	11,953	18,099	12,511	22,791	13,812	550,558	449,575	579,279	488,422	664,421	[illegible]
Apparel group	4,324	741,844	109,049	40,759	34,051	40,235	34,175	44,740	37,172	1,990,964	1,885,075	2,014,667	1,903,103	2,187,981	[illegible]
Men's, boys' clothing, furnishings stores	884	163,301	21,522	6,557	5,645	6,606	5,745	7,133	6,016	375,439	360,629	392,584	376,350	422,453	[illegible]
Family clothing stores	329	114,113	17,299	6,502	5,623	6,193	5,504	7,774	6,502	316,755	304,817	317,620	306,176	373,338	[illegible]
Women's ready-to-wear stores	1,372	283,531	42,161	17,712	15,043	17,147	14,696	19,286	16,375	797,126	751,437	764,771	716,009	865,660	[illegible]
Millinery stores	143	4,942	955	530	398	408	329	489	369	18,557	16,447	15,321	13,969	18,732	[illegible]
Other apparel accessory, specialty stores	200	19,642	3,259	1,503	947	1,602	1,057	1,604	1,038	58,799	50,390	64,560	56,048	64,915	[illegible]
Shoe stores	1,071	125,880	17,364	6,010	4,609	6,300	5,019	6,274	4,867	305,740	286,738	338,983	317,745	308,700	288,765
Custom tailors	76	8,948	2,968	847	796	781	727	822	771	59,424	58,044	54,499	52,547	55,689	[illegible]
Furriers, fur shops	79	11,016	2,330	555	522	652	627	729	703	36,807	35,540	43,699	42,913	52,354	[illegible]
All other apparel stores	170	10,471	1,191	543	468	546	471	629	531	22,317	21,033	22,630	21,346	26,140	[illegible]
Furniture, furnishings, appliance group	3,359	683,812	108,292	34,238	32,267	35,099	33,144	36,267	34,147	2,022,775	1,979,683	2,111,404	2,065,820	2,299,275	[illegible]
Furniture stores	1,491	385,632	54,966	15,908	15,193	16,192	15,482	16,579	15,821	1,014,703	993,344	1,055,839	1,033,392	1,083,772	[illegible]
Floor covering, drapery stores	260	43,576	7,497	1,990	1,901	2,121	2,020	2,171	2,049	143,259	140,903	158,956	156,121	168,163	[illegible]
Other home furnishing stores	199	51,077	14,875	6,382	5,843	6,542	6,001	6,763	6,195	291,022	283,144	300,044	291,654	317,293	[illegible]
Household appliance stores	1,232	182,175	28,226	9,100	8,526	9,402	8,852	9,849	9,250	525,136	514,692	546,730	536,046	575,251	[illegible]
Radio stores	177	21,352	2,728	858	804	842	789	905	832	48,655	47,600	49,835	48,607	54,796	[illegible]
Automotive group	[illegible]	2,236,257	242,833	62,966	61,178	66,880	64,642	67,552	65,377	4,475,303	4,419,790	4,885,461	4,810,789	4,347,201	[illegible]
Motor vehicle (new and used) dealers	3,068	1,784,338	207,231	52,891	51,680	56,087	54,527	56,917	55,486	3,823,564	3,782,453	4,163,990	4,108,973	4,257,937	[illegible]
Motor vehicle (used) dealers	[illegible]	288,774	14,455	3,707	3,519	3,877	3,656	3,744	3,533	269,212	264,035	294,945	287,845	267,625	[illegible]
Tire, battery, accessory dealers	763	116,696	17,184	5,254	4,948	5,719	5,335	5,716	5,272	307,736	300,783	344,551	333,984	343,122	[illegible]
All other automotive dealers	260	46,449	3,963	1,114	1,031	1,197	1,124	1,175	1,086	74,791	72,519	81,975	79,987	78,517	[illegible]
Gasoline service stations	3,040	283,135	37,794	12,822	11,685	13,734	12,564	13,263	12,011	697,334	671,926	769,096	741,033	745,920	[illegible]
Lumber, building, hardware group	[illegible]	1,056,750	128,437	37,398	35,246	38,836	36,722	38,630	36,109	2,343,439	2,286,408	2,497,365	2,435,278	2,455,570	[illegible]
Lumber yards, building materials dealers	1,933	599,748	68,041	19,259	18,239	20,054	19,019	19,845	18,597	1,236,687	1,208,749	1,309,306	1,277,863	1,289,152	[illegible]
Plumbing, paint, electrical stores	611	86,916	17,686	4,872	4,566	5,162	4,848	5,211	4,843	311,804	301,122	341,130	329,030	340,431	[illegible]
Hardware stores	848	165,326	21,198	7,072	6,429	7,286	6,715	7,386	6,677	382,450	369,218	405,992	393,642	408,447	393,331
Farm equipment dealers	598	204,760	21,512	6,195	6,012	6,334	6,140	6,188	5,992	412,498	407,319	440,937	434,743	417,540	[illegible]
Drug and proprietary stores	1,977	338,663	48,278	19,073	15,743	19,671	16,607	20,150	16,888	864,518	795,183	924,118	857,619	944,346	[illegible]
Drug stores	1,885	331,421	47,484	18,693	15,421	19,301	16,290	19,791	16,581	848,245	779,883	906,998	841,716	928,034	[illegible]
Proprietary stores	92	7,242	794	380	322	370	317	359	307	16,273	15,300	17,120	15,903	16,312	[illegible]
Liquor stores	1,417	185,399	9,220	3,118	2,547	3,231	2,635	3,371	2,684	170,579	158,242	181,333	166,413	186,997	170,739
Second-hand stores	308	22,180	4,178	2,077	1,836	2,044	1,762	2,012	1,683	79,126	75,180	82,701	78,562	77,588	70,670
Other retail stores	4,197	755,815	91,106	30,174	27,785	30,075	27,842	31,928	29,299	1,696,991	1,651,387	1,716,588	1,670,672	1,833,950	1,779,256
Fuel, fuel oil dealers	440	98,431	12,428	3,797	3,565	3,462	3,257	3,939	3,699	245,432	239,015	226,209	220,026	264,828	[illegible]
Ice dealers	39	4,213	1,634	499	462	525	484	475	421	30,588	29,955	32,972	32,068	29,281	27,477
Feed, farm, garden supply stores	996	317,805	20,295	6,575	6,264	6,985	6,623	7,333	6,952	365,705	357,316	402,507	393,596	410,718	401,337
Jewelry stores	635	101,688	17,254	4,677	4,469	4,701	4,483	5,171	4,874	306,466	301,506	308,471	302,735	340,317	332,803
Book, stationery stores	272	61,075	12,531	4,958	4,450	4,687	4,362	5,099	4,622	244,577	236,172	236,898	230,237	257,017	247,943
Sporting goods stores, bicycle stores	208	19,222	2,260	757	673	786	704	804	687	39,626	38,203	42,429	40,369	43,292	40,706
Florists	195	12,137	2,523	977	844	911	801	945	825	51,695	49,473	50,322	48,423	55,291	[illegible]
Cigar stores and stands	281	30,412	3,131	1,046	980	1,038	962	1,016	938	58,924	57,565	58,846	57,243	58,877	57,324
News dealers, newsstands	82	8,496	1,366	873	471	894	480	888	474	23,361	20,165	24,113	20,524	23,958	20,365
Gift, novelty, souvenir stores	158	5,362	840	399	321	473	396	434	347	16,132	14,992	18,312	17,117	16,513	15,120
Music stores	182	34,206	5,832	1,800	1,671	1,775	1,639	1,881	1,726	109,598	106,637	104,629	101,332	112,661	109,251
All other retail stores	709	62,768	11,012	3,816	3,615	3,838	3,651	3,943	3,734	204,887	200,388	210,880	206,402	221,197	216,140

See footnotes at end of table.

Table 13C.—PAID EMPLOYEES AND WEEKLY PAY ROLL FOR SELECTED WORKWEEKS FOR LARGE STORES AND MULTIUNITS, AND SMALL-STORE SAMPLE—GEOGRAPHIC DIVISION, BY KIND OF BUSINESS: 1948[1]—Continued

PACIFIC

STORES, SALES, ANNUAL PAY ROLL, AND PAID EMPLOYEES AND WEEKLY PAY ROLL

[See text for explanatory material and description of sample data included]

Kind of business	Sample of small single-unit stores														
				Paid employees, workweek ended nearest—						Pay roll, workweek ended nearest—					
				March 15		July 15		Nov. 15		March 15		July 15		Nov. 15	
	Stores (Number)	Sales, entire year (Thousand dollars)	Pay roll, entire year (Thousand dollars)	Total (Number)	Full workweek (Number)	Total (Number)	Full workweek (Number)	Total (Number)	Full workweek (Number)	Total (Dollars)	Full workweek (Dollars)	Total (Dollars)	Full workweek (Dollars)	Total (Dollars)	Full workweek (Dollars)
Geographic division, total	11,813	369,268	34,112	15,650	12,542	17,012	13,674	18,027	14,307	633,017	578,636	704,641	641,337	743,670	673,286
Food group	2,302	84,841	3,109	1,562	1,133	1,650	1,188	1,815	1,297	58,103	51,042	62,433	53,846	69,804	60,323
Grocery stores, without fresh meat	747	24,254	465	250	151	291	174	305	188	8,365	6,741	10,074	7,920	10,780	8,671
Grocery stores, with fresh meat	903	40,595	801	413	295	468	333	485	348	14,526	12,687	17,039	14,448	18,371	16,019
Meat markets, fish markets	174	7,567	316	115	92	122	95	122	94	6,248	5,408	6,412	5,591	6,357	5,462
Fruit stores, vegetable markets	82	1,975	102	43	25	67	41	49	30	1,533	1,293	2,316	1,878	2,167	1,658
Candy, nut, confectionery stores	88	1,409	180	158	107	120	84	169	112	4,048	3,454	2,993	2,563	4,325	3,754
Dairy products stores, milk dealers	31	1,041	100	54	43	51	33	81	57	1,780	1,594	1,832	1,391	3,474	3,105
Bakery products stores	167	4,829	990	446	358	449	365	508	399	18,606	17,199	18,778	17,360	20,831	18,777
Egg, poultry dealers	33	1,231	30	16	9	17	12	23	12	569	432	659	567	830	492
All other food stores	77	1,940	125	67	53	65	51	73	57	2,428	2,234	2,330	2,128	2,669	2,385
Eating and drinking places	3,044	79,444	15,494	7,305	6,078	8,212	6,773	8,489	6,980	284,071	262,323	324,540	298,004	334,122	305,379
Eating places	1,952	47,350	9,807	4,991	4,113	5,677	4,651	5,880	4,804	178,907	164,138	207,617	189,241	212,801	193,626
Drinking places	1,092	32,094	5,687	2,314	1,965	2,535	2,122	2,609	2,176	105,164	98,185	116,923	108,763	121,321	111,753
General stores	33	1,792	86	52	43	49	39	52	39	1,757	1,672	1,711	1,589	1,719	1,552
General merchandise group	285	7,321	517	309	208	338	233	386	271	8,783	7,320	10,160	8,427	11,920	10,029
Department stores	...	...	...	...	...	...	...	...	...	...	...	...	...	...	...
Dry goods, general merchandise stores	117	4,073	199	115	79	132	90	148	101	3,482	2,953	4,144	3,411	4,874	4,146
Variety stores	168	3,248	318	194	127	206	143	238	165	5,301	4,367	6,016	5,016	7,046	5,883
Apparel group	763	23,734	1,804	881	670	860	658	1,007	767	34,636	30,838	34,929	30,925	41,261	36,778
Men's, boys' clothing, furnishings stores	151	5,800	316	123	96	126	100	149	112	7,368	6,613	7,516	6,684	8,241	7,135
Family clothing stores	77	2,061	146	79	57	82	57	83	65	2,728	2,359	2,929	2,421	3,389	3,126
Women's ready-to-wear stores	235	7,363	615	326	251	332	258	378	286	11,341	10,051	11,765	10,514	13,404	11,843
Millinery stores	32	310	51	33	27	21	17	30	24	1,134	1,008	731	677	1,056	960
Other apparel accessory, specialty stores	32	694	51	23	16	25	20	42	32	723	591	774	675	1,495	1,289
Shoe stores	88	3,055	223	106	83	86	72	94	77	4,197	3,861	4,143	3,904	4,405	4,158
Custom tailors	68	1,040	172	72	54	60	45	80	57	3,000	2,755	2,634	2,365	3,490	3,156
Furriers, fur shops	(2)	(2)	(2)	(2)	(2)	(2)	(2)	(2)	(2)	(2)	(2)	(2)	(2)	(2)	(2)
All other apparel stores	96	3,124	140	91	65	98	65	102	72	3,028	2,556	3,179	2,567	3,278	2,743
Furniture, furnishings, appliance group	973	21,250	2,231	898	778	910	804	963	841	43,145	40,462	44,681	42,094	47,238	44,452
Furniture stores	179	6,869	470	185	159	192	169	221	195	8,918	8,246	9,531	8,895	11,011	10,308
Floor covering, drapery stores	90	2,869	423	173	148	183	163	204	181	7,715	7,078	8,522	8,036	9,450	8,940
Other home furnishing stores	124	2,241	395	152	138	148	137	144	131	7,882	7,538	7,315	7,064	7,213	6,908
Household appliance stores	176	7,049	780	315	271	310	267	313	267	15,607	14,752	16,053	14,972	16,068	15,069
Radio stores	104	2,222	163	73	62	77	68	81	67	3,023	2,848	3,260	3,127	3,496	3,227
Automotive group	326	13,866	977	348	327	380	359	398	369	18,330	17,837	20,450	19,985	20,628	20,046
Motor vehicle (new and used) dealers	37	2,423	197	65	62	68	66	74	76	3,489	3,432	3,945	3,911	4,552	4,498
Motor vehicle (used) dealers	113	3,406	151	58	54	64	60	69	67	2,974	2,898	3,189	3,108	3,317	3,234
Tire, battery, accessory dealers	126	4,413	518	182	171	201	189	207	194	9,224	9,230	10,782	10,498	10,777	10,520
All other automotive dealers	50	1,624	111	43	40	47	44	43	34	2,643	2,277	2,534	2,468	1,982	1,794
Gasoline service stations	1,721	55,023	3,430	1,521	1,079	1,725	1,273	1,796	1,241	62,925	54,968	70,569	67,412	79,839	69,611
Lumber, building, hardware group	475	18,743	1,734	613	523	655	562	686	582	32,572	30,675	35,142	33,118	36,508	34,140
Lumber yards, building materials dealers	85	3,865	431	143	111	156	126	146	113	7,893	7,180	8,869	8,266	9,734	9,427
Plumbing, paint, electrical stores	167	4,527	705	229	198	237	207	249	217	13,467	12,675	14,001	13,176	14,263	13,356
Hardware stores	198	8,037	496	199	174	219	188	230	195	9,050	8,695	10,046	9,490	10,488	9,886
Farm equipment dealers	25	1,314	102	42	40	43	41	41	38	2,165	2,125	2,226	2,186	2,041	1,971
Drug and proprietary stores	276	13,023	1,115	577	432	604	463	638	474	20,903	18,724	23,048	20,476	23,375	20,652
Drug stores	237	12,191	1,060	551	413	575	442	602	457	20,037	17,941	22,084	19,600	22,526	19,832
Proprietary stores	(2)	(2)	(2)	(2)	(2)	(2)	(2)	(2)	(2)	(2)	(2)	(2)	(2)	(2)	(2)
Liquor stores	302	14,120	374	156	122	170	133	180	138	7,208	6,473	7,742	6,904	8,316	7,381
Second-hand stores	217	3,251	330	128	110	147	124	130	115	5,919	5,516	7,363	6,890	6,241	5,936
Other retail stores	1,396	32,860	2,911	1,300	1,041	1,312	1,065	1,481	1,145	54,602	50,786	55,913	51,617	62,705	56,461
Fuel, fuel oil dealers	80	1,893	273	112	93	83	69	126	97	5,961	5,272	3,860	3,657	5,881	5,380
Ice dealers	(2)	(2)	(2)	(2)	(2)	(2)	(2)	(2)	(2)	(2)	(2)	(2)	(2)	(2)	(2)
Feed, farm, garden supply stores	86	3,378	234	81	68	98	81	102	84	3,792	3,564	4,718	4,398	4,959	4,6[illegible]
Jewelry stores	142	5,208	507	187	148	204	172	205	175	9,233	8,761	10,461	9,739	10,557	9,847
Book, stationery stores	78	2,028	213	119	86	115	87	134	93	3,900	3,461	4,073	3,607	4,500	3,958
Sporting goods stores, bicycle stores	129	3,101	160	78	65	81	66	84	62	3,109	2,752	3,791	3,036	3,264	2,960
Florists	152	2,977	324	156	117	152	120	154	118	6,183	5,776	6,648	6,100	6,660	6,[illegible]
Cigar stores and stands	92	1,941	104	46	30	44	27	47	21	1,999	1,847	2,076	1,922	1,947	1,821
News dealers, newsstands	34	740	25	21	10	19	8	18	10	528	233	452	291	403	365
Gift, novelty, souvenir stores	(2)	(2)	(2)	(2)	(2)	(2)	(2)	(2)	(2)	(2)	(2)	(2)	(2)	(2)	(2)
Music stores	62	1,571	139	72	56	65	56	73	58	2,942	2,638	3,138	2,967	3,179	2,939
All other retail stores	448	7,980	702	323	279	315	257	359	281	13,215	12,700	12,782	11,747	14,897	13,179

[1] Does not include data for the operations of warehouses, administrative offices, and other auxiliary units.

[2] Information not shown because of high sampling variability.

Table 13D.—PAID EMPLOYEES AND WEEKLY PAY ROLL FOR SELECTED WORKWEEKS FOR LARGE STORES AND MULTIUNITS STATE, BY KIND OF BUSINESS, 1948[1]

ALABAMA

STORES, SALES, ANNUAL PAY ROLL, AND PAID EMPLOYEES AND WEEKLY PAY ROLL

[See text for explanatory material]

Kind of business	Large stores and multiunits: Stores (Number)	Sales, entire year (Thousand dollars)	Pay roll, entire year (Thousand dollars)	Paid employees, workweek ended nearest March 15: Total (Number)	March 15: Full work week (Number)	July 15: Total (Number)	July 15: Full workweek (Number)	Nov. 15: Total (Number)	Nov. 15: Full workweek (Number)	Pay roll, workweek ended nearest March 15: Total (Dollars)	March 15: Full workweek (Dollars)	July 15: Total (Dollars)	July 15: Full workweek (Dollars)	Nov. 15: Total (Dollars)	Nov. 15: Full workweek (Dollars)	Small single unit stores: Stores (Number)	Sales, entire year (Thousand dollars)	Pay roll, entire year (Thousand dollars)	Paid employees, workweek ended nearest Nov. 15: Total (Number)	Full workweek (Number)
State, total	[illegible]	[illegible]	[illegible]	[illegible]	[illegible]	[illegible]	[illegible]	[illegible]	[illegible]	1,342,516	1,858,353	[illegible]	1,942,328	[illegible]	[illegible]	[illegible]	[illegible]	[illegible]	[illegible]	[illegible]
Food group	[illegible]	[illegible]	12,104	7,182	5,458	7,261	5,664	[illegible]	5,796	228,478	211,554	[illegible]	214,631	246,438	[illegible]	[illegible]	[illegible]	[illegible]	[illegible]	[illegible]
Grocery stores, without fresh meat	[illegible]	[illegible]	474	326	[illegible]	332	[illegible]	331	342	9,019	8,394	8,986	8,203	9,034	8,229	[illegible]	[illegible]	[illegible]	[illegible]	[illegible]
Grocery stores, with fresh meat	[illegible]	[illegible]	[illegible]	[illegible]	[illegible]	5,890	4,418	[illegible]	4,514	179,757	164,050	184,745	168,139	[illegible]	[illegible]	[illegible]	[illegible]	[illegible]	[illegible]	[illegible]
Meat markets, fish markets	[illegible]	[illegible]	[illegible]	[illegible]	51	[illegible]	52	[illegible]	57	2,034	1,718	[illegible]	1,405	2,379	[illegible]	[illegible]	[illegible]	[illegible]	[illegible]	[illegible]
Fruit stores, vegetable markets	[illegible]	(x)	(x)	(x)	(x)	(x)	(x)	(x)	(x)	(x)	(x)	(x)	(x)	(x)	(x)	[illegible]	[illegible]	[illegible]	[illegible]	[illegible]
Candy, nut, confectionery stores	[illegible]	[illegible]	[illegible]	125	117	[illegible]	100	[illegible]	124	6,030	5,996	3,712	3,688	4,411	[illegible]	152	[illegible]	[illegible]	[illegible]	[illegible]
Dairy products stores, milk dealers	[illegible]	[illegible]	1,202	[illegible]	[illegible]	554	[illegible]	[illegible]	544	17,894	17,745	[illegible]	17,133	20,392	[illegible]	[illegible]	[illegible]	[illegible]	[illegible]	[illegible]
Bakery products stores	[illegible]	[illegible]	[illegible]	123	[illegible]	125	119	[illegible]	126	3,889	[illegible]	3,991	[illegible]	[illegible]	[illegible]	81	[illegible]	[illegible]	[illegible]	[illegible]
Egg, poultry dealers	[illegible]	(x)	(x)	(x)	(x)	(x)	(x)	(x)	(x)	(x)	(x)	(x)	(x)	(x)	(x)	21	(x)	[illegible]	[illegible]	[illegible]
All other food stores	[illegible]	[illegible]	[illegible]	161	161	160	160	161	161	4,413	[illegible]	4,149	4,149	[illegible]	[illegible]	[illegible]	[illegible]	[illegible]	[illegible]	[illegible]
Eating and drinking places	[illegible]	[illegible]	5,181	[illegible]	4,108	4,755	4,290	[illegible]	4,141	98,458	93,845	103,744	99,164	104,267	98,840	3,621	[illegible]	[illegible]	[illegible]	[illegible]
Eating places	[illegible]	23,618	[illegible]	4,202	3,773	4,395	3,956	4,321	3,792	90,279	85,842	95,295	90,971	95,156	89,960	2,961	45,302	[illegible]	[illegible]	[illegible]
Drinking places	[illegible]	2,992	411	355	335	360	334	372	349	8,179	8,003	8,449	8,193	9,111	8,880	660	11,602	991	[illegible]	[illegible]
General stores	[illegible]	[illegible]	2,704	[illegible]	1,441	[illegible]	[illegible]	1,799	1,498	50,597	48,768	53,046	51,355	[illegible]	51,941	866	[illegible]	[illegible]	[illegible]	[illegible]
General merchandise group	[illegible]	[illegible]	20,809	12,371	[illegible]	[illegible]	9,371	14,800	10,471	366,065	337,906	371,980	343,743	417,704	375,061	852	28,464	1,348	1,422	[illegible]
Department stores	[illegible]	[illegible]	[illegible]	[illegible]	4,618	5,254	4,594	5,991	5,037	211,755	199,785	213,928	201,575	234,774	215,595	...	...	...	...	...
Dry goods, general merchandise stores	[illegible]	[illegible]	4,438	2,574	2,053	2,601	2,080	2,100	[illegible]	77,580	72,865	79,297	74,491	90,891	83,919	[illegible]	[illegible]	[illegible]	[illegible]	[illegible]
Variety stores	164	[illegible]	4,544	4,488	[illegible]	4,241	2,697	5,709	3,111	76,730	65,256	78,755	67,677	92,039	75,547	122	[illegible]	[illegible]	348	[illegible]
Apparel group	[illegible]	41,078	[illegible]	5,631	4,722	5,311	4,556	[illegible]	5,039	194,500	185,868	185,466	177,621	206,933	196,118	689	[illegible]	[illegible]	[illegible]	[illegible]
Men's, boys' clothing, furnishings stores	86	[illegible]	[illegible]	587	539	590	537	649	578	24,974	24,371	24,302	23,798	26,704	25,845	214	4,426	[illegible]	212	[illegible]
Family clothing stores	[illegible]	29,913	[illegible]	2,053	1,806	2,014	1,788	2,349	1,951	65,655	63,567	63,217	61,201	69,342	66,151	220	[illegible]	[illegible]	[illegible]	[illegible]
Women's ready-to-wear stores	141	33,557	4,297	2,089	1,764	1,927	1,649	2,363	1,914	74,713	71,654	71,238	68,246	82,654	78,363	198	5,746	[illegible]	[illegible]	[illegible]
Millinery stores	[illegible]	[illegible]	81	81	47	56	38	60	40	1,663	1,361	1,192	1,053	1,352	1,204	19	[illegible]	[illegible]	[illegible]	[illegible]
Other apparel accessory, specialty stores	4	35	55	32	18	31	18	33	18	995	824	1,040	867	1,086	888	10	216	13	17	14
Shoe stores	[illegible]	11,973	[illegible]	725	493	631	472	717	482	24,714	22,403	22,009	20,032	23,158	21,164	[illegible]	2,754	212	174	[illegible]
Custom tailors	2	(x)	(x)	(x)	(x)	(x)	(x)	(x)	(x)	(x)	(x)	(x)	(x)	(x)	(x)	[illegible]	(x)	(x)	(x)	(x)
Furriers, fur shops	2	(x)	(x)	(x)	(x)	(x)	(x)	(x)	(x)	(x)	(x)	(x)	(x)	(x)	(x)	1	(x)	(x)	(x)	(x)
All other apparel stores	[illegible]	663	69	44	36	40	34	41	33	1,449	1,355	1,310	1,245	1,379	1,249	[illegible]	711	54	[illegible]	[illegible]
Furniture, furnishings, appliance group	517	65,987	[illegible]	[illegible]	3,344	3,687	3,503	3,902	3,723	156,206	153,351	170,915	167,896	176,799	173,854	724	25,642	2,540	1,713	[illegible]
Furniture stores	272	43,998	5,858	2,245	2,195	2,257	2,193	2,351	2,287	102,088	101,285	104,011	103,189	112,818	111,753	381	14,827	[illegible]	[illegible]	[illegible]
Floor covering, drapery stores	4	[illegible]	76	31	25	39	35	48	45	1,192	1,074	1,577	1,532	1,856	1,802	23	881	118	83	[illegible]
Other home furnishing stores	11	1,775	580	187	186	293	292	281	280	9,045	9,030	12,478	12,463	11,876	11,861	68	1,455	222	142	[illegible]
Household appliance stores	224	[illegible]	2,584	1,030	920	1,074	960	1,194	1,084	43,555	41,640	52,011	49,878	49,252	47,474	[illegible]	7,422	674	456	[illegible]
Radio stores	6	431	38	19	18	24	23	28	27	326	322	838	834	997	963	56	1,057	113	72	[illegible]
Automotive group	[illegible]	274,940	24,192	[illegible]	8,757	9,435	9,144	9,760	9,453	431,463	424,507	467,465	459,692	495,805	487,203	456	18,626	1,388	384	[illegible]
Motor vehicle (new and used) dealers	526	220,560	20,966	7,747	7,548	8,029	7,854	8,374	8,180	372,719	367,295	401,855	396,016	431,379	424,941	69	3,822	319	235	[illegible]
Motor vehicle (used) dealers	[illegible]	37,301	1,095	432	391	470	434	477	439	20,921	19,959	22,380	21,516	22,611	21,726	98	4,960	204	134	[illegible]
Tire, battery, accessory dealers	113	16,151	2,057	838	782	900	820	878	803	36,361	35,791	41,719	40,649	40,473	39,194	257	8,747	[illegible]	551	[illegible]
All other automotive dealers	[illegible]	978	74	36	36	36	36	31	31	1,462	1,462	1,511	1,511	1,342	1,342	32	1,097	[illegible]	69	[illegible]
Gasoline service stations	[illegible]	18,367	1,797	986	[illegible]	1,002	918	1,000	914	34,325	32,783	35,750	34,354	36,273	34,791	2,622	67,413	[illegible]	3,983	[illegible]
Lumber, building, hardware group	[illegible]	88,309	9,472	4,526	4,252	4,689	4,410	4,633	4,297	176,843	171,959	194,189	187,328	190,011	182,953	674	29,006	[illegible]	1,723	1,451
Lumber yards, building materials dealers	146	36,017	4,441	2,278	2,111	2,348	2,146	2,282	2,034	86,405	83,275	96,636	91,783	91,837	86,480	123	6,023	702	554	446
Plumbing, paint, electrical stores	[illegible]	3,750	724	273	249	294	273	288	273	12,957	12,419	14,414	13,949	13,746	13,302	123	4,120	540	347	302
Hardware stores	165	[illegible]	2,674	1,243	1,181	1,290	1,248	1,310	1,256	48,098	47,199	51,800	51,095	52,699	51,776	367	15,731	965	676	567
Farm equipment dealers	110	19,860	1,633	732	711	757	743	753	734	29,383	29,066	31,339	31,101	31,729	31,395	61	3,132	184	146	[illegible]
Drug and proprietary stores	179	23,755	3,474	[illegible]	1,823	2,127	1,851	2,121	1,843	65,696	62,026	67,438	63,328	68,326	64,638	688	26,798	2,550	2,208	1,760
Drug stores	160	22,977	3,360	1,962	1,744	2,020	1,774	2,016	1,770	63,421	60,002	65,245	61,418	66,182	62,753	509	22,418	2,213	1,817	1,479
Proprietary stores	19	778	114	105	79	107	77	105	73	2,275	2,024	2,193	1,910	2,144	1,885	179	4,380	337	391	281
Liquor stores	61	42,832	1,046	471	471	465	465	422	422	21,859	21,859	21,667	21,667	20,636	20,636	16	390	22	11	10
Second-hand stores	14	(x)	(x)	(x)	(x)	(x)	(x)	(x)	(x)	(x)	(x)	(x)	(x)	(x)	(x)	176	(x)	(x)	(x)	(x)
Other retail stores	438	(x)	(x)	(x)	(x)	(x)	(x)	(x)	(x)	(x)	(x)	(x)	(x)	(x)	(x)	1,271	(x)	(x)	(x)	(x)
Fuel, fuel oil dealers	59	8,977	1,222	617	551	574	507	606	562	25,471	23,657	23,832	22,442	24,710	23,415	194	4,329	[illegible]	424	[illegible]
Ice dealers	25	982	256	117	116	148	144	118	118	4,256	4,244	5,921	5,892	4,381	4,381	45	674	142	107	92
Feed, farm, garden supply stores	141	23,965	1,052	618	570	653	606	609	554	21,291	20,504	21,886	21,213	22,500	21,431	186	7,410	374	295	233
Jewelry stores	78	12,791	1,980	746	726	767	746	811	780	34,482	34,034	36,719	36,243	38,401	37,839	217	4,802	538	345	302
Book, stationery stores	19	2,488	406	201	189	173	165	202	194	6,976	6,846	7,416	7,324	8,426	8,344	23	843	135	72	69
Sporting goods stores, bicycle stores	18	2,248	214	89	87	85	85	95	91	3,364	3,338	3,629	3,629	4,017	3,973	56	1,355	95	67	59
Florists	20	1,408	235	109	98	107	96	106	97	4,300	4,211	4,696	4,535	4,350	4,237	204	3,344	391	338	247
Cigar stores and stands	13	1,032	83	55	53	54	51	50	48	1,505	1,475	1,682	1,629	1,494	1,464	26	546	28	34	22
News dealers, newsstands	10	302	23	31	26	31	27	24	21	480	449	492	461	438	405	37	807	44	50	37
Gift, novelty, souvenir stores	2	(x)	(x)	(x)	(x)	(x)	(x)	(x)	(x)	(x)	(x)	(x)	(x)	(x)	(x)	57	(x)	(x)	(x)	(x)
Music stores	18	2,471	468	189	179	198	185	209	198	8,738	8,587	9,514	9,371	9,029	8,878	38	689	71	49	40
All other retail stores	35	(x)	(x)	(x)	(x)	(x)	(x)	(x)	(x)	(x)	(x)	(x)	(x)	(x)	(x)	188	(x)	(x)	(x)	(x)

See footnotes at end of table.

Table 13D.—PAID EMPLOYEES AND WEEKLY PAY ROLL FOR SELECTED WORKWEEKS FOR LARGE STORES AND MULTIUNITS—STATE, BY KIND OF BUSINESS: 1948—Continued

ARIZONA

STORES, SALES, ANNUAL PAY ROLL, AND PAID EMPLOYEES AND WEEKLY PAY ROLL

[See text for explanatory material]

Kind of business	Large stores and multiunits														Small single-unit stores				
	Stores	Sales, entire year	Pay roll, entire year	Paid employees, workweek ended nearest —						Pay roll, workweek ended nearest —						Stores	Sales, entire year	Pay roll, entire year	Paid employees, workweek ended nearest Nov. 15	
				March 15		July 15		Nov. 15		March 15		July 15		Nov. 15						
				Total	Full workweek	Total	Full workweek	Total	Full workweek	Total	Full workweek	Total	Full workweek	Total	Full workweek				Total	Full workweek
	(Number)	(Thousand dollars)	(Thousand dollars)	(Number)	(Number)	(Number)	(Number)	(Number)	(Number)	(Dollars)	(Dollars)	(Dollars)	(Dollars)	(Dollars)	(Dollars)	(Number)	(Thousand dollars)	(Thousand dollars)	(Number)	(Number)
State, total	1,938	486,371	55,738	22,460	19,648	22,321	19,847	22,835	19,889	1,032,705	985,681	1,054,521	1,009,297	1,076,033	1,025,200	6,105	171,186	14,414	9,824	7,877
Food group	420	101,360	6,553	2,851	2,195	2,759	2,250	2,841	2,267	121,549	109,870	123,705	114,629	127,266	118,034	1,417	42,283	1,358	1,078	808
Grocery stores, without fresh meat	24	3,615	266	123	105	139	118	135	112	4,679	4,468	5,286	4,912	5,040	4,750	386	7,097	116	127	80
Grocery stores, with fresh meat	364	93,029	5,417	2,390	1,783	2,300	1,842	2,372	1,855	100,102	89,188	101,561	93,448	104,366	96,306	842	30,922	794	641	475
Meat markets, fish markets	6	969	23	11	7	11	7	9	8	438	385	395	349	386	370	26	1,096	82	42	33
Fruit stores, vegetable markets	3	(x)	(x)	(x)	(x)	(x)	(x)	(x)	(x)	(x)	(x)	(x)	(x)	(x)	(x)	28	(x)	(x)	(x)	(x)
Candy, nut, confectionery stores	12	459	81	53	42	51	39	58	46	1,63[illegible]	1,467	1,688	1,502	2,267	2,081	35	545	44	45	33
Dairy products stores, milk dealers	3	2,495	513	162	154	165	159	155	147	9,848	9,664	10,127	9,914	10,105	9,662	8	253	18	20	17
Bakery products stores	6	728	190	91	83	72	64	80	67	3,862	3,715	3,119	2,975	3,333	3,096	67	1,368	220	154	124
Egg, poultry dealers	...	...	...	...	...	...	...	...	...	...	...	...	...	...	...	3	116	[illegible]	1	...
All other food stores	2	(x)	(x)	(x)	(x)	(x)	(x)	(x)	(x)		(x)	(x)	(x)	(x)	(x)	22	(x)	(x)	(x)	(x)
Eating and drinking places	179	18,619	4,467	2,425	2,128	2,512	2,229	2,414	2,101	91,0[illegible]	85,316	89,144	84,347	91,102	85,458	1,621	38,869	6,076	4,231	3,532
Eating places	113	13,126	3,501	1,975	1,738	2,151	1,907	1,999	1,738	70,815	66,552	72,401	68,611	71,807	67,[illegible]	1,120	31,648	5,855	3,086	2,578
Drinking places	66	5,493	966	450	390	361	322	415	363	20,213	18,764	16,743	15,736	19,295	17,989	501	17,221	2,221	1,245	954
General stores	53	16,092	1,703	728	658	767	712	752	678	28,953	27,926	32,515	31,339	32,309	30,866	31	1,343	78	49	46
General merchandise group	114	70,991	9,366	4,440	3,442	4,309	3,507	4,810	3,631	164,409	149,849	172,635	158,994	188,180	169,458	238	6,4[illegible]	328	324	227
Department stores	8	33,650	4,908	1,985	1,657	1,929	1,634	2,158	1,748	84,428	78,944	90,593	84,730	100,286	92,[illegible]	....	...	...	...	...
Dry goods, general merchandise stores	53	25,350	2,822	1,235	984	1,292	1,045	1,367	1,024	50,932	46,548	53,311	48,759	54,600	49,132	119	4,104	195	190	138
Variety stores	53	11,991	1,636	1,220	801	1,088	828	1,285	859	29,048	24,357	28,731	25,505	33,294	27,841	119	2,368	133	134	89
Apparel group	153	26,895	3,513	1,468	1,299	1,340	1,143	1,476	1,290	63,498	61,638	60,197	58,478	63,904	61,764	239	7,233	493	366	288
Men's, boys' clothing, furnishings stores	10	2,290	294	84	75	78	69	84	72	5,366	5,232	5,161	5,042	5,302	5,094	48	1,794	119	70	56
Family clothing stores	34	8,846	1,332	517	469	472	426	499	440	23,497	23,074	21,934	21,347	22,637	22,114	44	1,429	67	64	[illegible]
Women's ready-to-wear stores	45	10,026	1,248	600	550	557	512	626	559	23,150	22,465	21,410	20,921	23,839	23,034	76	2,275	149	112	94
Millinery stores	6	(x)	(x)	(x)	(x)	(x)	(x)	(x)	(x)	(x)	(x)	(x)	(x)	(x)	(x)	2	(x)	(x)	(x)	(x)
Other apparel accessory, specialty stores	3	(x)	(x)	(x)	(x)	(x)	(x)	(x)	(x)	(x)	(x)	(x)	(x)	(x)	(x)	3	(x)	(x)	(x)	(x)
Shoe stores	38	(x)	(x)	(x)	(x)	(x)	(x)	(x)	(x)	(x)	(x)	(x)	(x)	(x)	(x)	22	(x)	(x)	(x)	(x)
Custom tailors	1	(x)	(x)	(x)	(x)	(x)	(x)	(x)	(x)	(x)	(x)	(x)	(x)	(x)	(x)	12	(x)	(x)	(x)	(x)
Furriers, fur shops	...	...	...	...	...	...	...	...	...	...	...	...	...	...	...	1	(x)	(x)	(x)	(x)
All other apparel stores	9	553	46	25	23	26	24	40	[illegible]	774	764	824	743	1,185	1,066	31	543	28	37	31
Furniture, furnishings, appliance group	124	30,534	4,643	1,694	1,641	1,679	1,606	1,677	1,626	87,835	87,026	86,605	85,133	86,705	85,589	234	7,440	683	380	315
Furniture stores	68	19,630	2,858	998	969	971	922	955	931	54,463	54,019	53,108	52,197	53,628	53,075	74	3,027	214	118	102
Floor covering, drapery stores	7	990	140	53	53	56	56	57	57	2,815	2,815	2,863	2,863	2,703	[illegible]	22	754	62	32	30
Other home furnishing stores	3	497	148	104	104	103	103	101	101	3,240	3,240	3,164	3,164	3,205	3,205	24	518	43	60	46
Household appliance stores	42	8,423	1,433	512	488	523	499	537	511	26,075	25,710	26,308	25,754	25,872	25,316	68	2,314	244	130	100
Radio stores	4	994	64	27	27	26	25	27	26	1,242	1,242	1,162	1,155	1,297	1,290	41	767	70	40	37
Automotive group	267	93,041	9,675	3,024	2,914	3,177	3,066	3,203	3,086	177,425	174,328	192,587	184,005	193,278	189,499	200	7,281	586	294	258
Motor vehicle (new and used) dealers	178	72,085	7,919	2,419	2,352	2,559	2,479	2,592	2,507	145,761	143,494	159,097	156,122	161,191	158,553	20	1,017	115	56	51
Motor vehicle (used) dealers	39	11,813	539	156	144	166	155	167	156	8,493	8,229	9,652	9,392	9,363	9,130	64	2,437	123	61	52
Tire, battery, accessory dealers	37	7,206	1,063	392	375	399	380	387	370	20,140	19,849	20,893	20,552	19,688	19,382	81	2,644	246	124	105
All other automotive dealers	13	1,[illegible]	154	57	43	53	52	53	53	3,031	2,756	2,945	2,939	3,036	2,934	35	1,183	102	53	50
Gasoline service stations	125	12,326	1,554	545	518	591	554	551	521	29,137	28,508	31,800	30,981	30,096	29,478	1,001	28,345	1,882	1,228	961
Lumber, building, hardware group	204	64,530	7,699	2,508	2,368	2,511	2,361	2,384	2,239	141,436	138,610	143,043	139,680	136,891	133,077	187	6,808	813	[illegible]	[illegible]
Lumber yards, building materials dealers	108	41,779	4,644	1,509	1,429	1,467	1,369	1,387	1,297	83,850	82,185	82,874	80,660	78,186	75,666	42	1,910	305	[illegible]	110
Plumbing, paint, electrical stores	32	5,244	1,037	304	283	326	309	299	274	19,118	18,435	20,994	20,518	18,928	18,223	71	2,481	374	178	151
Hardware stores	36	7,426	927	316	279	328	295	324	297	18,633	18,185	18,911	18,278	18,841	18,284	64	2,122	110	83	59
Farm equipment dealers	28	10,081	1,091	379	377	390	388	374	371	19,835	19,805	20,364	20,224	20,936	20,904	10	295	46	12	11
Drug and proprietary stores	117	19,523	2,792	1,441	1,190	1,428	1,160	1,416	1,179	54,154	50,104	5[illegible],716	48,747	54,885	50,735	136	6,537	627	[illegible]	[illegible]
Drug stores	113	18,999	2,709	1,397	1,148	1,382	1,117	1,371	1,136	52,272	48,273	51,754	46,839	53,022	48,930	115	6,010	583	[illegible]	[illegible]
Proprietary stores	4	524	83	44	42	46	43	45	43	1,882	1,831	1,962	1,908	1,863	1,805	21	527	44	[illegible]	[illegible]
Liquor stores	29	2,431	149	68	[illegible]	68	60	67	63	2,965	2,924	2,809	2,718	3,028	2,987	80	4,097	[illegible]	105	89
Second-hand stores	6	305	40	13	13	13	13	11	11	793	793	763	763	713	713	136	1,699	129	95	78
Other retail stores	147	29,664	3,584	1,255	1,218	1,167	1,136	1,233	1,199	69,523	68,789	65,002	64,483	67,676	67,042	585	12,869	1,[illegible]	721	[illegible]
Fuel, fuel oil dealers	22	7,692	1,245	376	373	327	324	355	350	23,917	23,816	21,161	21,079	22,821	22,679	20	541	69	37	29
Ice dealers	1	(x)	(x)	(x)	(x)	(x)	(x)	(x)	(x)	(x)	(x)	(x)	(x)	(x)	(x)	9	(x)	(x)	(x)	(x)
Feed, farm, garden supply stores	26	10,247	688	249	237	243	225	251	240	12,902	12,631	13,043	12,[illegible]	14,372	14,192	51	1,893	[illegible]	68	49
Jewelry stores	24	3,595	521	174	167	171	170	191	186	10,100	9,956	9,667	9,651	9,727	9,[illegible]	88	2,081	209	104	[illegible]
Book, stationery stores	3	726	136	45	45	33	33	41	41	2,447	2,447	2,270	2,270	2,331	2,331	24	478	43	30	[illegible]
Sporting goods stores, bicycle stores	11	826	80	36	33	30	22	1	29	1,999	1,956	1,512	1,594	1,[illegible]	[illegible]	[illegible]	36	96	[illegible]	[illegible]
Florists	11	845	165	82	79	5	58	76	72	3,[illegible]68	3,[illegible]42	[illegible],304	[illegible],[illegible]76	[illegible],[illegible]43	[illegible],[illegible]14	6	30	[illegible]	[illegible]	[illegible]
Cigar stores and stands	[illegible]	(x)	(x)	(x)	(x)	(x)	(x)	(x)	(x)	(x)	(x)	(x)	(x)	(x)	(x)	18	(x)	(x)	(x)	(x)
News dealers, newsstands	6	424	42	22	22	24	23	25	24	775	775	809	797	845	824	26	518	40	20	15
Gift, novelty, souvenir stores	16	1,072	90	36	35	51	50	44	43	1,482	1,476	1,856	1,834	1,[illegible]40	1,632	127	1,702	134	97	80
Music stores	8	1,353	195	66	65	66	65	66	65	3,[illegible]65	3,[illegible]37	3,397	3,368	3,[illegible]98	3,[illegible]68	17	383	14	14	[illegible]
All other retail stores	17	1,593	265	95	90	103	100	104	99	[illegible],[illegible]30	[illegible],368	5,246	5,199	5,174	5,[illegible]34	129	3,031	374	228	[illegible]

See footnotes at end of table.

Table 13D.—PAID EMPLOYEES AND WEEKLY PAY ROLL FOR SELECTED WORKWEEKS FOR LARGE STORES AND MULTIUNITS STATE, BY KIND OF BUSINESS 1948[1]—Continued

ARKANSAS

STORES, SALES, ANNUAL PAY ROLL, AND PAID EMPLOYEES AND WEEKLY PAY ROLL

[See text for explanatory material]

Kind of business	Large stores and multiunits: Stores	Sales, entire year	Pay roll, entire year	Paid employees, workweek ended nearest March 15: Total	March 15: Full workweek	July 15: Total	July 15: Full workweek	Nov. 15: Total	Nov. 15: Full workweek	Pay roll, workweek ended nearest March 15: Total	March 15: Full workweek	July 15: Total	July 15: Full workweek	Nov. 15: Total	Nov. 15: Full workweek	Small single unit stores: Stores	Sales, entire year	Pay roll, entire year	Paid employees, workweek ended nearest Nov. 15: Total	Full workweek
	(Number)	(Thousand dollars)	(Thousand dollars)	(Number)	(Number)	(Number)	(Number)	(Number)	(Number)	(Dollars)	(Dollars)	(Dollars)	(Dollars)	(Dollars)	(Dollars)	(Number)	(Thousand dollars)	(Thousand dollars)	Number	Number
State, total	[illegible]	[illegible]	[illegible]	23,[illegible]	25,[illegible]	[illegible]	26,[illegible]	31,345	[illegible],579	1,097,004	1,062,892	1,143,514	1,108,527	1,205,147	1,158,743	18,[illegible]	[illegible]	[illegible]	[illegible]	[illegible]
Food group	[illegible]	[illegible]	[illegible]	[illegible]	2,373	2,813	[illegible],375	2,[illegible]	2,428	103,077	97,524	102,718	97,611	108,294	101,764	[illegible]	[illegible]	[illegible]	[illegible]	[illegible]
Grocery stores, without fresh meat	[illegible]	[illegible]	359	200	162	[illegible]	155	212	158	6,906	6,599	6,579	6,329	[illegible]	6,483	[illegible]	[illegible]	[illegible]	[illegible]	[illegible]
Grocery stores, with fresh meat	[illegible]	[illegible]	[illegible]	2,515	2,037	2,461	2,053	2,600	2,101	88,094	82,935	89,178	84,451	84,110	[illegible]	[illegible]	[illegible]	[illegible]	[illegible]	[illegible]
Meat markets, fish markets	[illegible]	(x)	(x)	(x)	(x)	(x)	(x)	(x)	(x)	(x)	(x)	(x)	(x)	(x)	(x)	71	(x)	(x)	(x)	(x)
Fruit stores, vegetable markets	...	...	...	...	...	...	...	...	...	...	...	...	...	...	...	[illegible]	455	[illegible]	[illegible]	[illegible]
Candy, nut, confectionery stores	[illegible]	145	32	24	22	19	19	29	27	629	627	531	531	682	680	110	[illegible]	[illegible]	[illegible]	[illegible]
Dairy products stores, milk dealers	[illegible]	[illegible]	46	[illegible]	[illegible]	16	16	16	16	1,203	[illegible]	553	553	553	[illegible]	21	1,151	[illegible]	[illegible]	[illegible]
Bakery products stores	[illegible]	[illegible]	152	68	59	70	60	75	67	2,633	2,563	2,675	2,595	2,928	2,872	66	1,518	[illegible]	[illegible]	[illegible]
Egg, poultry dealers	[illegible]	(x)	(x)	(x)	(x)	(x)	(x)	(x)	(x)	(x)	(x)	(x)	(x)	(x)	(x)	15	(x)	(x)	(x)	(x)
All other food stores	2	(x)	(x)	(x)	(x)	(x)	(x)	(x)	(x)	(x)	(x)	(x)	(x)	(x)	(x)	11	(x)	(x)	(x)	(x)
Eating and drinking places	[illegible]	8,000	1,701	1,362	1,232	1,398	1,278	1,367	1,224	34,891	33,010	37,656	35,931	34,454	32,284	3,222	[illegible]	[illegible]	[illegible]	[illegible]
Eating places	[illegible]	6,605	1,453	1,191	1,058	1,214	1,100	1,182	1,047	30,360	28,545	33,030	31,394	29,683	27,624	2,485	[illegible]	[illegible]	[illegible]	[illegible]
Drinking places	4	[illegible]	248	181	174	184	178	185	177	4,531	4,465	4,626	4,537	4,771	4,660	737	8,473	[illegible]	[illegible]	[illegible]
General stores	[illegible]	[illegible]	[illegible]	598	505	608	504	651	517	17,074	16,366	17,629	16,833	18,603	17,413	1,109	27,937	750	[illegible]	[illegible]
General merchandise group	334	[illegible]	11,756	6,723	5,369	6,818	5,496	8,632	6,293	197,244	186,592	211,455	201,436	241,016	223,093	675	[illegible]	[illegible]	[illegible]	[illegible]
Department stores	[illegible]	[illegible]	[illegible]	2,930	2,685	[illegible]	2,681	3,531	3,157	100,492	98,335	108,289	106,063	117,102	113,887	...	...	...	...	...
Dry goods, general merchandise stores	225	41,854	4,008	2,179	1,784	2,285	1,824	2,800	2,014	66,202	63,303	70,485	67,093	81,549	75,447	481	17,162	239	842	[illegible]
Variety stores	[illegible]	[illegible]	1,834	1,614	900	1,641	991	2,301	1,122	30,550	24,954	32,681	28,280	42,365	33,759	194	4,806	358	548	[illegible]
Apparel group	[illegible]	[illegible]	4,330	2,244	1,961	2,283	1,948	2,702	2,203	74,883	72,259	74,943	71,796	86,117	81,417	582	20,309	1,342	1,227	[illegible]
Men's, boys' clothing, furnishings stores	37	[illegible]	690	240	225	242	232	278	267	12,326	12,244	12,222	12,055	13,876	13,730	80	[illegible]	191	[illegible]	[illegible]
Family clothing stores	[illegible]	15,339	1,531	816	696	887	730	1,123	851	25,393	24,429	26,736	25,392	31,744	29,826	180	7,174	439	[illegible]	[illegible]
Women's ready-to-wear stores	79	13,842	1,445	842	764	837	732	925	815	23,928	23,118	23,444	22,437	26,801	25,721	146	5,334	377	378	[illegible]
Millinery stores	[illegible]	252	38	32	19	18	14	28	21	802	677	513	466	882	807	11	84	4	7	
Other apparel accessory, specialty stores	2	(x)	(x)	(x)	(x)	(x)	(x)	(x)	(x)	(x)	(x)	(x)	(x)	(x)	(x)	9	(x)	(x)	(x)	(x)
Shoe stores	[illegible]	4,470	504	248	192	230	182	279	191	9,912	9,457	9,545	9,091	10,099	9,306	111	[illegible]	260	200	14
Custom tailors	[illegible]	(x)	(x)	(x)	(x)	(x)	(x)	(x)	(x)	(x)	(x)	(x)	(x)	(x)	(x)	12	(x)	(x)	(x)	(x)
Furriers, fur shops	2	(x)	(x)	(x)	(x)	(x)	(x)	(x)	(x)	(x)	(x)	(x)	(x)	(x)	(x)	1	(x)	(x)	(x)	(x)
All other apparel stores	2	(x)	(x)	(x)	(x)	(x)	(x)	(x)	(x)	(x)	(x)	(x)	(x)	(x)	(x)	32	(x)	(x)	(x)	(x)
Furniture, furnishings, appliance group	256	31,[illegible]	[illegible]	1,608	1,577	1,637	1,596	1,666	1,633	69,762	69,254	74,375	73,689	76,629	76,093	609	20,259	1,482	[illegible]	909
Furniture stores	165	21,516	2,400	1,053	1,034	1,044	1,021	1,056	1,040	45,523	45,269	46,632	46,303	48,249	48,099	281	9,959	[illegible]	[illegible]	[illegible]
Floor covering, drapery stores	3	(x)	(x)	(x)	(x)	(x)	(x)	(x)	(x)	(x)	(x)	(x)	(x)	(x)	(x)	19	(x)	(x)	(x)	(x)
Other home furnishing stores	2	(x)	(x)	(x)	(x)	(x)	(x)	(x)	(x)	(x)	(x)	(x)	(x)	(x)	(x)	41	(x)	(x)	(x)	(x)
Household appliance stores	80	9,049	1,123	424	412	462	444	480	463	18,341	18,087	21,682	21,325	22,280	21,344	235	8,571	685	417	[illegible]
Radio stores	4	(x)	(x)	(x)	(x)	(x)	(x)	(x)	(x)	(x)	(x)	(x)	(x)	(x)	(x)	33	(x)	(x)	(x)	(x)
Automotive group	[illegible]	193,636	15,745	5,897	5,756	6,097	5,969	6,219	6,081	281,468	278,290	295,865	292,675	307,587	304,049	[illegible]	21,233	1,492	[illegible]	[illegible]
Motor vehicle (new and used) dealers	450	161,562	14,088	5,201	5,095	5,360	5,271	5,472	5,364	243,751	247,089	261,618	259,099	273,251	270,329	100	5,158	479	346	327
Motor vehicle (used) dealers	82	20,661	398	174	170	182	175	178	172	7,968	7,897	8,072	7,941	8,299	8,151	144	5,508	191	142	119
Tire, battery, accessory dealers	77	(x)	(x)	(x)	(x)	(x)	(x)	(x)	(x)	(x)	(x)	(x)	(x)	(x)	(x)	280	(x)	(x)	(x)	(x)
All other automotive dealers	2	(x)	(x)	(x)	(x)	(x)	(x)	(x)	(x)	(x)	(x)	(x)	(x)	(x)	(x)	22	(x)	(x)	(x)	(x)
Gasoline service stations	134	12,[illegible]04	1,313	658	629	669	637	697	667	24,867	24,297	24,987	24,346	27,059	26,386	2,267	47,353	2,[illegible]01	2,312	1,943
Lumber, building, hardware group	505	101,834	9,818	4,033	3,808	4,243	3,991	4,119	3,867	178,772	173,750	188,019	181,742	186,714	180,712	576	23,540	1,324	1,216	1,033
Lumber yards, building materials dealers	213	42,899	4,364	1,837	1,696	1,972	1,800	1,825	1,652	80,231	76,974	86,558	81,855	81,993	77,749	125	4,879	387	296	223
Plumbing, paint, electrical stores	36	4,925	805	299	280	345	330	315	307	13,534	13,078	15,265	14,839	15,203	14,948	127	3,493	485	318	272
Hardware stores	84	11,772	971	458	438	460	441	474	447	18,798	18,371	19,243	18,830	19,761	19,129	237	10,367	588	368	324
Farm equipment dealers	172	42,233	3,678	1,439	1,394	1,466	1,420	1,505	1,461	66,209	65,327	66,953	66,218	69,757	68,886	87	4,801	364	234	214
Drug and proprietary stores	130	12,030	1,626	976	821	997	847	998	843	31,382	28,773	32,547	30,025	32,008	29,428	560	20,602	1,406	1,656	1,308
Drug stores	[illegible]	11,718	1,593	954	802	977	829	975	822	30,716	28,153	31,848	29,372	31,311	28,759	438	17,390	1,120	1,379	1,101
Proprietary stores	6	312	33	22	19	20	18	23	21	666	620	699	653	697	669	122	3,212	286	277	207
Liquor stores	109	(x)	(x)	(x)	(x)	(x)	(x)	(x)	(x)	(x)	(x)	(x)	(x)	(x)	(x)	390	(x)	(x)	(x)	(x)
Second-hand stores	16	763	150	87	82	96	89	90	85	2,921	2,826	2,916	2,796	2,911	2,816	260	2,091	243	185	155
Other retail stores	271	(x)	(x)	(x)	(x)	(x)	(x)	(x)	(x)	(x)	(x)	(x)	(x)	(x)	(x)	930	(x)	(x)	(x)	(x)
Fuel, fuel oil dealers	43	5,913	713	319	316	318	306	339	323	13,719	13,687	13,421	13,310	14,298	14,071	61	2,091	188	141	106
Ice dealers	4	151	26	12	12	20	18	17	17	387	387	529	499	515	515	28	375	55	48	28
Feed, farm, garden supply stores	110	29,701	963	528	492	540	506	536	498	18,485	18,113	19,836	19,458	19,807	19,402	207	6,992	261	236	175
Jewelry stores	39	5,540	931	257	254	253	252	263	258	18,303	18,253	16,572	16,566	18,536	18,466	137	3,372	366	215	186
Book, stationery stores	6	998	141	80	75	79	75	82	78	3,084	3,007	3,059	2,999	3,168	3,108	38	1,119	121	86	69
Sporting goods stores, bicycle stores	5	533	25	11	10	11	10	11	10	506	491	511	496	516	501	44	874	44	31	23
Florists	9	475	109	52	52	52	52	51	51	1,843	1,843	1,855	1,855	1,889	1,889	104	2,083	241	175	145
Cigar stores and stands	5	507	19	12	12	12	12	12	12	358	358	358	358	358	358	16	268	33	20	19
News dealers, newsstands	3	90	8	6	5	6	5	5	4	275	272	275	272	256	253	40	667	33	62	27
Gift, novelty, souvenir stores	7	223	28	11	11	14	14	15	15	552	552	430	430	475	475	96	673	44	54	41
Music stores	7	1,288	201	77	77	78	78	83	83	3,947	3,947	3,998	3,998	4,048	4,048	29	988	112	62	53
All other retail stores	33	(x)	(x)	(x)	(x)	(x)	(x)	(x)	(x)	(x)	(x)	(x)	(x)	(x)	(x)	130	(x)	(x)	(x)	(x)

See footnotes at end of table.

Table 13D.—PAID EMPLOYEES AND WEEKLY PAY ROLL FOR SELECTED WORKWEEKS FOR LARGE STORES AND MULTIUNITS—STATE, BY KIND OF BUSINESS: 1948[1]—Continued

CALIFORNIA

STORES, SALES, ANNUAL PAY ROLL, AND PAID EMPLOYEES AND WEEKLY PAY ROLL

[See text for explanatory material]

Kind of business	Large stores and multiunits: Stores (Number)	Sales, entire year (Thousand dollars)	Pay roll, entire year (Thousand dollars)	Paid employees, workweek ended nearest—March 15: Total (Number)	March 15: Full workweek (Number)	July 15: Total (Number)	July 15: Full workweek (Number)	Nov. 15: Total (Number)	Nov. 15: Full workweek (Number)	Pay roll, workweek ended nearest—March 15: Total (Dollars)	March 15: Full workweek (Dollars)	July 15: Total (Dollars)	July 15: Full workweek (Dollars)	Nov. 15: Total (Dollars)	Nov. 15: Full workweek (Dollars)	Small single-unit stores: Stores (Number)	Sales, entire year (Thousand dollars)	Pay roll, entire year (Thousand dollars)	Paid employees, workweek ended nearest Nov. 15: Total (Number)	Full workweek (Number)
State, total	34,708	3,477,734	1,088,493	377,219	329,069	388,591	341,553	403,150	346,999	19,753,628	8,804,385	20,918,868	19,894,525	21,539,693	20,328,820	86,403	2,542,070	227,639	131,065	101,551
Food group	8,242	2,085,227	161,725	52,534	44,058	54,207	46,002	53,363	43,259	2,989,434	2,816,028	3,168,686	2,984,873	3,151,554	2,895,528	15,656	551,889	20,598	12,715	9,246
Grocery stores, without fresh meat	1,089	188,561	12,002	3,948	3,357	4,264	3,665	4,287	3,607	219,163	207,369	239,704	226,351	244,377	229,535	4,663	151,744	2,856	1,798	1,194
Grocery stores, with fresh meat	5,270	1,625,515	112,424	36,786	30,106	37,754	31,462	36,339	28,438	2,081,483	1,944,104	2,189,903	2,047,155	2,142,687	1,935,144	6,068	260,847	5,084	3,537	2,476
Meat markets, fish markets	678	99,844	7,636	2,285	1,945	2,306	1,971	2,304	1,921	143,465	136,508	145,051	137,704	147,812	139,167	1,218	48,416	1,883	862	648
Fruit stores, vegetable markets	176	20,967	2,793	804	690	944	809	1,313	1,044	44,491	42,481	53,697	50,906	66,728	59,477	651	15,873	984	589	393
Candy, nut, confectionery stores	295	22,587	3,777	1,598	1,438	1,483	1,289	1,725	1,509	74,798	71,976	67,936	64,539	80,422	76,781	645	8,571	973	882	574
Dairy products stores, milk dealers	151	68,798	13,511	3,751	3,595	4,044	3,934	3,877	3,728	245,139	241,141	280,770	275,198	271,489	267,186	188	6,257	703	417	325
Bakery products stores	311	18,229	3,993	1,720	1,439	1,692	1,403	1,726	1,408	79,432	74,243	78,054	72,370	79,891	73,966	1,265	33,481	6,690	3,691	2,984
Egg, poultry dealers	114	15,579	305	409	307	385	288	432	306	17,315	15,390	17,276	15,603	19,181	16,791	303	9,909	404	280	167
All other food stores	150	25,147	4,684	1,233	1,181	1,335	1,281	1,360	1,298	84,149	82,910	96,295	95,047	98,967	97,481	655	16,791	1,021	659	485
Eating and drinking places	3,368	462,603	134,806	56,593	48,932	60,289	52,240	58,989	51,309	2,527,010	2,371,262	2,707,689	2,535,959	2,641,971	2,473,402	22,399	539,992	100,857	60,672	48,894
Eating places	2,162	370,555	109,881	47,139	40,685	50,395	43,643	47,094	42,434	2,051,280	1,921,400	2,205,511	2,062,321	2,138,646	1,998,499	14,544	311,958	60,260	40,987	32,773
Drinking places	1,206	92,048	24,925	9,454	8,247	9,894	8,592	11,894	8,575	475,730	449,862	502,178	473,638	503,325	474,903	7,855	228,034	40,597	19,685	16,121
General stores	77	13,629	1,987	445	391	479	425	465	415	21,073	20,256	23,126	22,051	22,600	21,505	136	5,185	217	135	97
General merchandise group	1,635	1,240,752	199,354	84,416	67,863	84,827	69,166	95,688	74,668	3,301,341	2,996,032	3,489,799	3,162,893	3,925,105	3,509,280	2,073	53,090	3,622	2,765	1,972
Department stores	179	919,221	[illegible]	[illegible]	[illegible]	60,935	51,358	67,010	57,387	2,473,541	2,271,515	2,633,986	2,406,363	2,958,604	2,682,198	...	...	...	...	...
Dry goods, general merchandise stores	656	173,990	[illegible]	4,554	3,331	4,768	8,159	10,860	8,546	390,073	372,440	402,385	374,671	446,615	411,612	894	24,172	1,541	1,068	775
Variety stores	800	147,541	[illegible]	14,907	9,235	14,124	9,649	17,819	[illegible]	431,727	352,077	457,528	381,859	519,886	415,470	1,179	28,918	2,081	1,697	1,197
Apparel group	[illegible]	547,217	[illegible]	[illegible]	[illegible]	[illegible]	[illegible]	[illegible]	[illegible]	1,639,354	1,557,287	1,642,587	1,554,737	1,778,140	1,678,125	6,123	172,610	13,605	7,849	5,834
Men's, boys' clothing, furnishings stores	645	127,231	[illegible]	4,928	4,207	4,763	4,267	5,307	4,434	279,186	267,311	287,584	274,645	301,467	287,228	1,184	44,097	2,637	1,303	971
Family clothing stores	262	102,733	[illegible]	5,438	5,135	5,631	4,395	7,176	5,984	290,094	279,385	287,873	277,370	340,698	322,672	332	11,503	725	467	331
Women's ready-to-wear stores	1,094	225,343	34,304	14,173	12,030	13,705	11,704	15,479	13,113	650,479	616,027	617,130	580,588	700,649	653,217	1,903	54,832	4,155	2,755	2,049
Millinery stores	100	3,672	675	385	292	386	227	357	266	14,006	12,517	11,264	10,198	14,093	12,441	274	3,759	537	320	261
Other apparel accessory, specialty stores	171	16,540	2,764	1,236	799	1,338	900	1,322	877	49,537	42,766	55,192	48,186	54,819	48,006	285	6,260	603	401	275
Shoe stores	893	102,485	14,311	4,929	3,798	5,159	4,128	5,104	4,024	252,199	237,745	277,713	261,113	251,403	236,799	686	22,068	1,514	732	548
Custom tailors	[illegible]	8,076	2,738	744	702	[illegible]	[illegible]	720	677	54,411	53,219	51,104	49,471	50,676	49,305	545	7,030	1,828	841	639
Furriers, fur shops	[illegible]	8,460	1,906	401	389	[illegible]	446	521	508	29,415	28,502	33,423	33,036	39,787	39,450	128	3,915	554	243	210
All other apparel stores	156	9,673	1,113	501	437	506	441	573	495	21,327	19,815	21,299	20,112	24,543	23,009	786	17,146	1,052	787	559
Furniture, furnishings, appliance group	2,615	543,770	86,640	27,430	25,803	29,194	26,507	29,156	27,392	1,635,993	1,548,879	1,706,334	1,666,886	1,777,696	1,734,793	5,456	161,213	14,874	7,017	5,712
Furniture stores	1,141	302,554	44,166	12,776	12,204	[illegible]	[illegible]	13,254	12,695	828,280	809,632	856,474	837,036	876,809	858,516	1,410	51,234	3,590	1,714	1,363
Floor covering, drapery stores	219	35,399	6,012	1,582	1,507	[illegible]	1,595	1,725	1,617	117,752	115,644	130,675	128,206	139,044	133,911	781	23,261	3,363	1,521	1,275
Other home furnishing stores	169	44,392	12,450	5,434	4,901	5,593	5,059	5,811	5,254	239,792	232,008	249,402	241,150	265,024	256,598	1,075	18,058	2,268	1,058	866
Household appliance stores	925	141,422	21,595	6,927	6,491	7,207	6,730	7,573	7,108	407,695	400,075	426,073	417,949	448,153	439,228	1,285	48,233	4,287	1,999	1,639
Radio stores	162	19,503	2,417	750	700	734	[illegible]	793	723	42,479	41,520	43,710	42,545	48,666	46,640	905	20,427	1,366	725	569
Automotive group	3,729	1,635,879	177,479	45,008	43,770	48,035	46,448	49,421	46,937	3,269,942	3,232,550	3,583,459	[illegible]	3,612,079	3,566,263	2,326	87,116	6,350	2,950	2,573
Motor vehicle (new and used) dealers	2,053	1,268,425	148,617	36,399	36,203	39,477	38,419	39,948	39,033	2,742,081	2,715,734	3,002,990	2,967,600	3,054,531	3,022,851	194	10,637	998	602	547
Motor vehicle (used) dealers	901	244,458	12,733	3,218	3,061	3,341	3,164	3,244	3,066	239,564	235,156	261,090	255,135	237,151	232,149	798	33,597	1,150	585	495
Tire, battery, accessory dealers	573	89,425	13,179	4,036	3,801	4,386	4,097	4,410	4,075	236,386	230,977	261,527	252,851	263,733	255,749	970	30,495	3,346	1,406	1,228
All other automotive dealers	202	33,571	2,751	755	705	821	763	819	763	51,911	50,683	57,352	56,410	56,664	55,514	364	12,387	856	363	[illegible]
Gasoline service stations	2,404	222,566	[illegible]	[illegible]	[illegible]	10,347	9,873	11,457	[illegible]	552,181	531,283	601,923	578,642	583,571	561,150	11,893	370,355	23,716	13,789	[illegible]
Lumber, building, hardware group	2,743	[illegible]	97,402	23,107	26,607	28,910	27,471	28,852	[illegible]	1,787,307	1,745,905	1,881,157	1,836,900	1,854,439	1,796,630	3,212	114,537	10,321	4,608	[illegible]
Lumber yards, building materials dealers	1,319	474,329	53,791	15,172	14,459	15,643	14,945	15,417	14,511	982,819	963,436	1,028,903	1,006,385	1,010,555	979,256	537	21,728	2,269	1,060	[illegible]
Plumbing, paint, electrical stores	489	65,909	13,172	3,658	3,424	3,808	3,555	3,889	3,602	234,335	225,773	251,399	241,376	251,834	239,826	1,269	39,771	4,439	1,786	[illegible]
Hardware stores	587	116,383	15,274	5,042	4,619	5,187	4,827	5,290	[illegible]	275,854	267,013	293,339	285,522	296,224	285,986	1,267	47,072	3,111	1,526	[illegible]
Farm equipment dealers	349	131,587	15,165	4,235	4,105	4,267	4,144	4,256	4,120	293,299	289,683	307,616	303,617	295,826	291,562	139	5,966	503	236	[illegible]
Drug and proprietary stores	1,568	276,335	39,491	15,453	12,876	16,006	13,608	16,399	13,909	703,130	648,205	753,165	699,870	770,565	718,557	1,786	88,283	7,449	4,425	[illegible]
Drug stores	1,495	270,411	38,836	15,137	12,606	15,700	13,342	16,108	13,657	690,778	636,577	740,307	687,939	757,932	706,799	1,554	80,157	6,780	3,973	[illegible]
Proprietary stores	73	5,924	655	316	270	306	266	291	252	12,352	11,628	12,858	11,931	12,633	11,758	232	8,126	669	452	[illegible]
Liquor stores	1,057	76,347	6,289	2,041	1,721	2,125	1,799	2,212	1,351	114,958	108,046	119,268	111,814	125,171	117,102	2,965	134,484	7,725	[illegible]	[illegible]
Second-hand stores	242	18,141	3,473	1,745	1,551	1,703	1,475	1,670	1,409	65,842	62,750	68,630	65,580	63,896	58,751	1,592	[illegible]	[illegible]	446	[illegible]
Other retail stores	[illegible]	437,358	61,468	13,936	13,432	20,207	18,769	20,920	19,271	1,146,058	1,115,902	1,173,050	1,142,322	1,232,306	1,198,734	12,796	241,035	20,245	11,020	[illegible]
Fuel, fuel oil dealers	162	29,059	3,645	1,107	1,056	1,051	1,014	1,102	1,055	74,969	73,256	71,375	70,236	76,580	74,976	163	6,364	586	281	[illegible]
Ice dealers	35	3,747	1,467	448	423	458	428	420	391	28,917	28,499	30,018	29,445	27,593	26,730	115	1,876	256	117	[illegible]
Feed, farm, garden supply stores	620	209,308	12,397	4,119	3,896	4,404	4,171	4,363	4,112	236,147	229,503	261,619	255,386	257,618	251,269	606	23,411	1,036	557	[illegible]
Jewelry stores	495	73,635	12,967	3,253	3,112	3,302	3,146	3,669	3,456	217,848	214,224	225,077	220,665	249,416	243,968	1,454	38,603	3,816	1,609	[illegible]
Book, stationery stores	206	41,138	9,011	3,281	2,995	3,169	2,971	3,417	3,152	176,835	171,572	169,459	164,768	186,251	180,955	640	16,072	1,528	[illegible]	[illegible]
Sporting goods stores, bicycle stores	156	12,504	[illegible]	488	439	518	465	518	445	24,794	23,988	26,926	25,779	27,300	[illegible]	[illegible]	[illegible]	[illegible]	[illegible]	[illegible]
Florists	[illegible]	[illegible]	[illegible]	655	574	611	542	[illegible]	567	[illegible]	[illegible]	[illegible]	34,027	40,344	[illegible]	1,181	22,367	2,402	1,342	[illegible]
Cigar stores and stands	224	[illegible]	[illegible]	[illegible]	777	917	761	774	728	[illegible]	[illegible]	46,668	45,591	46,672	[illegible]	[illegible]	14,452	846	474	[illegible]
News dealers, newsstands	77	[illegible]	1,132	[illegible]	[illegible]	[illegible]	411	632	405	20,259	17,725	20,396	19,019	20,961	[illegible]	[illegible]	[illegible]	[illegible]	[illegible]	[illegible]
Gift, novelty, souvenir stores	[illegible]	[illegible]	[illegible]	[illegible]	274	402	[illegible]	383	303	14,025	12,922	15,208	14,040	14,463	[illegible]	1,327	16,329	1,149	921	[illegible]
Music stores	[illegible]	27,399	[illegible]	1,444	1,316	1,439	1,386	1,561	1,446	93,579	[illegible]	89,708	86,342	96,336	93,172	480	11,272	924	466	[illegible]
All other retail stores	590	52,634	9,455	3,240	3,088	3,292	3,146	3,372	3,211	175,257	172,221	180,703	177,524	190,077	186,410	2,901	63,465	6,172	3,281	[illegible]

See footnotes at end of table.

Table 13D.—PAID EMPLOYEES AND WEEKLY PAY ROLL FOR SELECTED WORKWEEKS FOR LARGE STORES AND MULTIUNITS STATE, BY KIND OF BUSINESS 1948—Continued

COLORADO

STORES, SALES, ANNUAL PAY ROLL, AND PAID EMPLOYEES AND WEEKLY PAY ROLL

[See text for explanatory material]

Kind of business	Large stores and multiunits: Stores (Number)	Sales, entire year (Thousand dollars)	Pay roll, entire year (Thousand dollars)	Paid employees, workweek ended nearest — March 15: Total (Number)	March 15: Full work week (Number)	July 15: Total (Number)	July 15: Full workweek (Number)	Nov. 15: Total (Number)	Nov. 15: Full workweek (Number)	Pay roll, workweek ended nearest — March 15: Total (Dollars)	March 15: Full workweek (Dollars)	July 15: Total (Dollars)	July 15: Full workweek (Dollars)	Nov. 15: Total (Dollars)	Nov. 15: Full workweek (Dollars)	Small single-unit stores: Stores (Number)	Sales, entire year (Thousand dollars)	Pay roll, entire year (Thousand dollars)	Paid employees, workweek ended nearest Nov. 15: Total (Number)	Full workweek (Number)
State, total	3,635	[illegible]	101,968	42,105	35,915	44,539	38,824	45,501	38,756	1,794,752	1,699,520	1,957,504	1,855,441	1,998,582	1,886,884	11,791	351,544	28,791	21,914	[illegible]
Food group	[illegible]	[illegible]	[illegible]	[illegible]	4,016	5,635	4,441	5,430	4,134	229,597	209,518	245,390	225,362	254,078	233,117	2,278	[illegible]	[illegible]	[illegible]	[illegible]
Grocery stores, without fresh meat	14	2,695	156	74	48	75	57	86	62	2,513	2,169	2,722	2,222	2,979	2,646	476	8,242	[illegible]	[illegible]	
Grocery stores, with fresh meat	156	[illegible]	[illegible]	4,347	3,191	4,479	3,512	4,343	3,265	186,723	169,745	199,823	183,639	207,913	190,177	1,519	[illegible]	[illegible]	[illegible]	
Meat markets, fish markets	32	[illegible]	[illegible]	141	103	134	[illegible]	144	108	6,921	6,259	[illegible]	6,228	7,285	6,672	[illegible]	[illegible]	[illegible]		
Fruit stores, vegetable markets	[illegible]	[illegible]	35	6	4	33	23	10	7	350	314	1,615	1,398	571	505	56	[illegible]	[illegible]	[illegible]	
Candy, nut, confectionery stores	27	1,308	163	81	65	115	106	90	72	3,219	2,995	3,576	3,439	3,770	3,544	125	1,779	93	[illegible]	[illegible]
Dairy products stores, milk dealers	42	7,827	1,211	548	453	607	496	564	464	20,854	19,643	22,826	20,995	22,516	21,075	132	[illegible]	[illegible]	[illegible]	[illegible]
Bakery products stores	17	[illegible]	77	72	53	68	49	76	58	1,797	1,600	1,795	1,514	2,000	1,781	153	[illegible]	[illegible]	[illegible]	[illegible]
Egg, poultry dealers	2	(x)	(x)	(x)	(x)	(x)	(x)	(x)	(x)	(x)	(x)	(x)	(x)	(x)	(x)	18	(x)	(x)	(x)	(x)
All other food stores	7	(x)	(x)	(x)	(x)	(x)	(x)	(x)	(x)	(x)	(x)	(x)	(x)	(x)	(x)	38	(x)	(x)	(x)	(x)
Eating and drinking places	274	[illegible]	[illegible]	[illegible]	3,475	4,938	4,275	4,345	3,775	128,207	119,583	156,741	145,853	137,239	127,645	2,442	61,623	10,408	[illegible]	6,915
Eating places	244	22,312	6,120	3,383	2,895	4,200	3,634	3,642	3,184	105,348	99,346	131,876	123,175	112,700	105,756	1,461	33,663	6,327	6,333	[illegible]
Drinking places	30	5,550	1,263	670	580	738	641	703	591	22,259	20,237	24,965	22,678	24,539	21,889	981	27,960	4,081	[illegible]	2,284
General stores	[illegible]	3,642	282	135	128	149	139	146	136	5,541	5,280	5,904	5,621	5,742	5,453	91	2,930	83	73	55
General merchandise group	192	172,201	24,093	11,231	8,945	11,222	9,352	13,018	10,262	411,917	379,970	420,253	388,491	477,610	437,015	261	7,773	528	521	[illegible]
Department stores	25	120,670	17,111	7,197	6,229	7,275	6,321	8,417	7,224	287,115	272,021	290,060	273,112	338,212	318,321	...	...	...	...	...
Dry goods, general merchandise stores	102	33,700	4,162	1,936	1,483	1,923	1,566	2,201	1,620	76,243	68,336	75,649	67,586	83,048	72,683	157	4,849	266	238	165
Variety stores	65	17,831	2,826	2,098	1,233	2,024	1,465	2,400	1,418	48,559	39,613	54,544	47,793	56,350	46,011	104	2,924	262	283	169
Apparel group	238	50,015	6,727	2,981	2,524	2,982	2,537	3,302	2,701	124,391	115,880	126,958	118,437	136,025	124,257	546	16,340	1,255	924	650
Men's, boys' clothing, furnishings stores	51	9,368	1,193	479	421	403	332	497	350	21,492	20,483	17,479	16,514	21,828	18,250	120	4,719	306	196	134
Family clothing stores	38	11,210	1,443	651	582	678	612	747	663	28,637	27,293	31,571	30,004	32,903	31,163	64	2,282	140	135	[illegible]
Women's ready-to-wear stores	75	18,311	2,424	1,158	991	1,206	1,051	1,330	1,134	42,121	38,459	44,930	41,705	47,268	43,628	151	4,478	314	264	189
Millinery stores	9	222	37	33	26	21	19	25	20	840	781	639	628	673	618	24	315	49	43	32
Other apparel accessory, specialty stores	3	285	60	30	9	29	9	29	9	1,197	832	1,186	828	1,193	829	24	399	22	36	22
Shoe stores	49	7,630	989	424	308	427	317	420	297	18,907	17,307	19,460	17,545	17,179	15,456	65	2,242	191	103	78
Custom tailors	3	358	43	15	11	13	10	15	11	772	700	686	624	829	757	43	611	125	69	[illegible]
Furriers, fur shops	6	2,458	522	180	165	194	176	228	206	10,099	9,693	10,674	10,256	13,826	13,230	10	364	58	37	[illegible]
All other apparel stores	4	173	16	11	11	11	11	11	11	326	326	333	333	326	326	45	930	50	41	[illegible]
Furniture, furnishings, appliance group	278	46,414	6,942	2,374	2,242	2,500	2,368	2,516	2,382	119,291	116,386	132,950	129,992	133,739	130,624	507	15,865	1,471	828	659
Furniture stores	120	25,571	3,256	1,043	1,010	1,102	1,066	1,123	1,082	54,532	53,721	59,743	58,888	61,804	60,834	142	5,764	435	230	[illegible]
Floor covering, drapery stores	17	2,566	477	133	131	155	150	148	145	8,409	8,202	10,560	10,257	9,842	9,569	48	1,543	252	130	107
Other home furnishing stores	8	(x)	(x)	(x)	(x)	(x)	(x)	(x)	(x)	(x)	(x)	(x)	(x)	(x)	(x)	47	(x)	(x)	(x)	(x)
Household appliance stores	132	16,919	2,760	1,008	919	1,038	955	1,045	963	48,636	46,863	53,821	52,148	53,179	51,450	213	7,200	674	403	321
Radio stores	1	(x)	(x)	(x)	(x)	(x)	(x)	(x)	(x)	(x)	(x)	(x)	(x)	(x)	(x)	57	(x)	(x)	(x)	(x)
Automotive group	558	197,143	19,669	6,270	6,052	6,568	6,322	6,566	6,361	357,754	352,514	393,403	387,364	387,749	381,980	484	20,629	1,344	773	652
Motor vehicle (new and used) dealers	392	162,153	17,460	5,481	5,342	5,728	5,554	5,757	5,611	318,924	315,105	347,380	342,686	343,527	338,943	119	7,236	511	316	266
Motor vehicle (used) dealers	93	21,902	701	249	220	257	227	245	211	13,107	12,517	14,069	13,430	13,492	12,801	163	7,124	265	145	115
Tire, battery, accessory dealers	54	9,100	1,332	463	432	517	489	492	482	22,661	22,215	28,290	27,895	26,961	26,785	173	5,337	518	286	248
All other automotive dealers	19	3,988	176	77	58	66	52	72	57	3,062	2,677	3,664	3,353	3,769	3,451	29	932	50	26	23
Gasoline service stations	253	24,094	1,951	929	805	988	863	923	819	38,356	36,230	42,318	39,847	40,258	38,287	1,870	54,324	2,979	2,218	1,548
Lumber, building, hardware group	559	115,704	11,610	4,033	3,642	4,550	4,108	4,453	4,022	194,365	186,842	229,011	219,380	230,327	221,162	569	23,048	2,102	1,114	897
Lumber yards, building materials dealers	250	60,596	5,970	2,003	1,812	2,242	2,002	2,183	1,980	100,483	96,827	113,673	108,802	115,842	111,686	58	2,678	308	133	104
Plumbing, paint, electrical stores	52	8,082	1,832	550	492	672	638	680	629	28,567	27,628	40,194	39,311	40,005	39,272	163	5,650	932	471	385
Hardware stores	88	14,587	1,493	639	555	682	575	725	588	26,054	24,382	28,713	26,317	31,146	27,823	248	9,523	557	328	266
Farm equipment dealers	169	32,439	2,315	841	783	954	893	865	825	39,261	38,005	46,431	44,950	43,334	42,381	100	5,197	305	182	142
Drug and proprietary stores	183	31,088	3,983	2,025	1,696	2,265	1,955	2,149	1,794	69,196	64,397	79,898	74,799	74,552	69,417	417	20,091	1,777	1,420	1,006
Drug stores	177	30,619	3,920	1,988	1,666	2,226	1,916	2,103	1,756	68,305	63,580	78,703	73,604	73,474	68,461	346	17,920	1,583	1,257	891
Proprietary stores	6	469	63	37	30	39	39	46	38	891	817	1,195	1,195	1,078	956	71	2,171	194	163	115
Liquor stores	56	6,895	214	86	64	94	68	92	67	3,602	3,223	3,885	3,531	3,974	3,480	429	14,487	356	240	172
Second-hand stores	27	1,367	330	204	198	215	210	193	185	6,707	6,642	7,454	7,377	6,541	6,406	228	2,385	162	119	86
Other retail stores	295	46,569	5,886	2,392	2,128	2,433	2,186	2,368	2,118	105,828	103,055	113,339	109,387	110,748	108,041	1,369	33,886	3,416	2,169	1,605
Fuel, fuel oil dealers	47	6,417	954	420	389	341	332	385	365	19,116	18,476	15,511	15,373	17,949	17,691	153	4,693	493	377	230
Ice dealers	4	443	126	44	40	110	93	46	38	1,869	1,794	5,864	4,980	2,086	1,898	11	123	32	15	14
Feed, farm, garden supply stores	68	16,120	687	307	278	307	279	288	256	12,145	11,705	12,923	12,329	12,157	11,645	89	4,116	213	122	96
Jewelry stores	55	6,305	1,185	397	383	395	383	396	382	22,547	22,456	22,925	22,743	22,826	22,630	221	5,752	658	338	288
Book, stationery stores	18	4,163	902	377	338	347	317	386	350	15,782	15,455	14,723	14,262	17,808	17,359	59	1,294	129	105	67
Sporting goods stores, bicycle stores	13	3,985	490	174	145	178	155	164	149	8,795	8,344	9,693	9,213	9,579	9,400	95	2,519	168	110	78
Florists	15	933	155	74	63	66	56	81	65	2,994	2,821	2,841	2,644	3,373	3,070	109	2,646	327	256	168
Cigar stores and stands	12	1,658	91	56	50	58	51	57	51	1,703	1,621	1,977	1,894	1,853	1,765	86	1,573	109	86	69
News dealers, newsstands	1	(x)	(x)	(x)	(x)	(x)	(x)	(x)	(x)	(x)	(x)	(x)	(x)	(x)	(x)	28	(x)	(x)	(x)	(x)
Gift, novelty, souvenir stores	19	524	98	15	15	109	99	17	17	553	553	6,483	6,083	618	618	186	2,362	190	138	97
Music stores	7	2,536	483	161	159	156	154	160	160	7,955	7,922	7,884	7,846	8,660	8,660	34	989	85	55	35
All other retail stores	36	(x)	(x)	(x)	(x)	(x)	(x)	(x)	(x)	(x)	(x)	(x)	(x)	(x)	(x)	298	(x)	(x)	(x)	(x)

See footnotes at end of table.

Table 13D.—PAID EMPLOYEES AND WEEKLY PAY ROLL FOR SELECTED WORKWEEKS FOR LARGE STORES AND MULTIUNITS—STATE, BY KIND OF BUSINESS: 1948[1]—Continued

CONNECTICUT

STORES, SALES, ANNUAL PAY ROLL, AND PAID EMPLOYEES AND WEEKLY PAY ROLL

[See text for explanatory material]

Kind of business	Large stores and multiunits														Small single-unit stores				
	Stores	Sales, entire year	Pay roll, entire year	Paid employees, workweek ended nearest— March 15		July 15		Nov. 15		Pay roll, workweek ended nearest— March 15		July 15		Nov. 15		Stores	Sales, entire year	Pay roll, entire year	Paid employees, workweek ended nearest Nov. 15	
				Total	Full workweek	Total	Full workweek	Total	Full workweek	Total	Full workweek	Total	Full workweek	Total	Full workweek				Total	Full workweek
	(Number)	(Thousand dollars)	(Thousand dollars)	(Number)	(Number)	(Number)	(Number)	(Number)	(Number)	(Dollars)	(Dollars)	(Dollars)	(Dollars)	(Dollars)	(Dollars)	(Number)	(Thousand dollars)	(Thousand dollars)	(Number)	(Number)
State, total	5,708	1,346,733	163,740	63,637	52,886	63,756	54,869	68,787	56,614	2,884,156	2,714,659	3,036,371	2,881,550	3,170,893	2,981,668	20,779	628,302	46,838	29,775	21,768
Food group	1,460	352,801	29,177	11,612	9,008	11,787	9,695	11,841	9,267	533,301	485,529	564,551	523,637	560,245	514,183	5,348	174,137	6,082	4,002	2,838
Grocery stores, without fresh meat	271	28,939	1,917	924	595	864	644	860	574	37,224	31,613	37,039	33,047	35,470	30,926	1,581	36,005	622	492	312
Grocery stores, with fresh meat	797	250,970	16,618	7,161	5,141	7,060	5,521	7,284	5,313	303,808	266,079	312,605	283,366	317,191	281,138	2,137	89,658	2,252	1,472	1,028
Meat markets, fish markets	62	12,488	763	296	272	306	281	332	297	13,756	13,236	14,689	14,097	15,917	15,142	471	17,111	528	322	226
Fruit stores, vegetable markets	15	845	55	31	25	28	21	21	16	1,202	1,077	1,040	912	861	750	218	5,435	183	161	102
Candy, nut, confectionery stores	122	4,252	520	360	310	351	303	359	294	9,604	8,955	9,358	8,742	9,613	8,772	330	6,464	276	224	133
Dairy products stores, milk dealers	90	46,007	7,356	2,077	1,990	2,381	2,217	2,170	2,052	130,507	128,656	151,470	146,523	141,855	139,453	112	4,386	405	231	172
Bakery products stores	71	5,966	1,528	585	513	612	542	633	555	28,962	27,853	30,246	29,061	30,906	29,761	296	8,715	1,507	902	724
Egg, poultry dealers	13	1,071	54	22	19	23	20	25	21	901	883	937	919	936	899	82	2,079	64	61	36
All other food stores	19	2,263	366	156	143	162	146	157	145	7,337	7,177	7,167	6,970	7,496	7,342	121	4,284	245	137	105
Eating and drinking places	415	40,033	10,365	5,133	4,243	5,884	4,850	5,649	4,635	183,474	170,393	204,382	188,884	201,583	186,897	4,547	110,045	16,099	11,544	8,367
Eating places	357	36,177	9,505	4,711	3,925	5,404	4,491	5,185	4,288	168,280	156,429	187,461	173,335	184,695	171,478	2,574	59,186	8,591	6,585	4,857
Drinking places	58	3,856	860	422	318	480	359	464	347	15,194	13,964	16,921	15,549	16,888	15,419	1,973	50,859	7,508	4,959	3,510
General stores	10	1,271	101	48	43	50	45	46	42	1,900	1,841	2,018	1,952	1,897	1,860	34	992	31	38	21
General merchandise group	239	158,936	26,093	13,225	9,844	12,292	9,726	12,671	11,365	458,026	408,118	465,832	422,802	546,383	484,931	433	11,334	690	520	344
Department stores	32	95,764	16,554	7,224	5,772	6,900	5,667	9,192	7,099	279,379	250,549	286,634	266,702	352,553	321,781	...	...	...	...	...
Dry goods, general merchandise stores	93	25,856	3,888	1,951	1,622	1,876	1,596	2,123	1,702	72,119	66,626	71,854	66,843	77,398	71,154	302	7,641	474	327	232
Variety stores	114	37,316	5,651	4,050	2,450	3,516	2,469	4,356	2,564	106,528	93,943	107,344	89,257	116,432	91,996	131	3,593	216	193	112
Apparel group	722	127,213	18,301	7,842	6,024	7,418	6,045	8,337	6,338	316,844	293,107	322,044	301,143	341,796	315,269	1,506	46,741	3,901	2,304	1,722
Men's, boys' clothing, furnishings stores	156	25,437	3,596	1,217	1,021	1,159	1,008	1,237	1,016	60,564	57,808	61,383	59,100	63,385	60,150	358	12,309	823	430	339
Family clothing stores	61	22,703	3,188	1,454	1,075	1,309	1,046	1,449	1,079	55,146	50,015	55,799	51,650	59,131	54,372	89	2,997	205	120	84
Women's ready-to-wear stores	207	43,665	6,509	3,177	2,455	3,127	2,527	3,480	2,637	118,007	108,734	119,890	110,645	126,428	114,619	364	12,816	1,174	782	584
Millinery stores	25	745	132	101	63	60	50	87	64	2,674	2,290	2,152	2,005	2,835	2,518	75	1,222	128	107	69
Other apparel accessory, specialty stores	55	4,416	458	250	165	219	156	287	197	8,143	7,058	7,885	6,979	9,232	8,104	94	2,391	198	130	93
Shoe stores	146	18,034	2,288	911	641	859	666	912	664	37,915	34,569	40,903	37,737	40,743	37,571	206	7,281	595	285	209
Custom tailors	6	1,007	280	90	85	65	65	88	82	4,701	4,578	3,693	3,693	4,944	4,780	83	1,064	202	102	84
Furriers, fur shops	29	4,049	806	183	178	217	204	259	248	11,919	11,819	13,970	13,768	16,335	16,092	47	1,792	242	123	98
All other apparel stores	37	7,157	1,044	459	341	383	323	488	351	17,775	16,236	16,369	15,566	18,763	17,063	190	4,869	334	225	162
Furniture, furnishings, appliance group	409	78,463	13,325	4,565	4,257	4,545	4,277	4,776	4,460	244,506	238,763	259,231	253,847	264,803	258,515	1,041	29,554	2,975	1,630	1,329
Furniture stores	163	41,000	6,486	2,043	1,934	1,997	1,908	2,121	2,018	111,325	109,519	122,418	120,664	125,704	123,695	197	7,532	810	433	340
Floor covering, drapery stores	48	7,025	1,541	475	437	487	459	527	490	25,655	24,666	26,157	25,375	29,523	28,582	155	5,403	667	350	304
Other home furnishing stores	18	3,312	1,136	363	363	400	396	387	379	25,827	25,827	21,268	21,218	21,729	21,542	309	4,520	437	267	203
Household appliance stores	157	24,262	3,834	1,593	1,434	1,564	1,419	1,636	1,471	76,876	73,955	84,716	81,945	82,230	79,118	252	8,820	744	405	336
Radio stores	23	2,864	328	91	89	97	95	105	102	4,823	4,796	4,672	4,645	5,617	5,578	128	3,279	317	175	146
Automotive group	704	261,036	27,802	7,626	7,337	8,060	7,701	8,241	7,899	455,030	448,648	490,902	482,606	508,320	500,235	411	17,384	1,300	654	555
Motor vehicle (new and used) dealers	454	213,934	24,319	6,540	6,330	6,847	6,611	7,045	6,827	395,797	390,788	424,634	418,257	444,097	437,751	69	4,003	361	190	170
Motor vehicle (used) dealers	130	30,883	1,332	395	380	430	412	399	387	22,669	22,277	25,637	25,136	23,369	23,053	161	6,973	332	173	146
Tire, battery, accessory dealers	100	13,229	1,839	622	558	694	589	725	613	31,292	30,911	35,279	33,771	36,166	34,743	133	4,740	482	226	190
All other automotive dealers	20	2,990	262	69	69	99	89	72	72	4,672	4,672	5,442	5,442	4,688	4,688	48	1,668	125	65	49
Gasoline service stations	185	18,312	2,092	831	739	849	764	852	760	39,230	37,948	42,452	41,115	41,743	40,300	2,483	76,276	4,275	2,729	1,942
Lumber, building, hardware group	391	124,621	16,700	5,030	4,670	5,360	5,045	5,546	5,058	288,877	282,730	325,074	319,178	337,669	329,106	601	22,459	2,409	1,153	988
Lumber yards, building materials dealers	169	80,529	9,947	2,827	2,687	3,008	2,880	3,038	2,844	176,244	173,261	196,529	193,654	202,111	197,873	49	2,420	296	112	104
Plumbing, paint, electrical stores	70	12,691	2,324	679	619	751	697	802	734	48,493	47,441	45,594	44,678	51,767	50,694	236	8,624	1,170	541	477
Hardware stores	96	24,973	3,779	1,318	1,163	1,380	1,251	1,470	1,257	63,045	61,072	71,181	69,183	71,419	68,440	303	10,926	910	482	390
Farm equipment dealers	28	6,428	650	206	201	221	217	236	223	11,095	10,956	11,770	11,663	12,372	12,099	13	489	33	18	17
Drug and proprietary stores	215	28,908	3,845	1,934	1,419	1,968	1,553	2,067	1,515	68,469	61,043	75,708	68,687	76,849	68,469	718	34,671	2,887	1,780	1,083
Drug stores	181	26,347	3,622	1,799	1,300	1,833	1,427	1,934	1,393	64,223	57,060	71,304	64,439	72,416	64,230	612	30,662	2,616	1,593	971
Proprietary stores	34	2,561	223	135	119	135	126	133	122	4,246	3,983	4,404	4,248	4,433	4,239	106	4,009	271	187	112
Liquor stores	246	14,112	866	306	265	303	264	308	264	15,951	15,274	15,980	15,306	16,065	15,360	1,353	44,522	895	482	328
Second-hand stores	14	1,059	263	64	61	94	73	84	78	3,849	3,730	4,877	4,496	5,041	4,880	158	1,914	193	107	84
Other retail stores	698	139,968	14,810	5,421	4,976	5,146	4,831	5,369	4,933	264,699	257,535	263,230	257,897	268,499	261,663	2,146	58,373	5,101	2,832	2,16
Fuel, fuel oil dealers	216	56,076	6,253	2,377	2,224	2,088	1,986	2,156	2,040	114,386	111,277	103,969	101,731	109,177	107,003	287	12,142	745	395	314
Ice dealers	3	(x)	(x)	(x)	(x)	(x)	(x)	(x)	(x)	(x)	(x)	(x)	(x)	(x)	(x)	29	(x)	(x)	(x)	(x)
Feed, farm, garden supply stores	136	41,312	2,233	793	745	798	769	809	763	40,423	39,508	42,037	41,441	42,308	41,345	61	2,798	147	91	66
Jewelry stores	71	12,349	2,199	678	635	677	646	720	667	39,640	38,928	41,225	40,596	41,441	40,565	134	5,692	754	346	305
Book, stationery stores	32	6,218	1,019	416	361	385	352	431	379	18,499	17,722	19,063	18,548	20,145	19,222	105	3,109	219	188	132
Sporting goods stores, bicycle stores	21	2,930	374	121	101	113	102	124	98	5,131	4,933	4,838	4,711	5,050	4,754	102	2,363	187	32	24
Florists	24	1,256	321	136	122	136	128	136	124	6,005	5,822	5,995	5,884	6,143	6,006	239	5,361	799	435	3[illegible]
Cigar stores and stands	53	8,364	569	197	178	185	167	191	167	10,548	10,248	11,035	10,735	10,222	9,839	220	5,128	176	129	91
News dealers, newsstands	27	1,428	117	117	62	119	67	117	62	2,189	1,906	2,287	2,042	2,160	1,878	148	4,311	152	141	68
Gift, novelty, souvenir stores	13	683	96	47	41	51	50	62	55	1,511	1,411	1,764	1,727	1,947	1,847	196	2,673	147	149	103
Music stores	16	2,541	351	112	105	106	102	115	110	5,696	5,616	6,131	6,086	6,022	5,996	87	2,229	203	117	97
All other retail stores	86	(x)	(x)	(x)	(x)	(x)	(x)	(x)	(x)	(x)	(x)	(x)	(x)	(x)	(x)	479	(x)	(x)	(x)	(x)

See footnotes at end of table.

Table 13D.—PAID EMPLOYEES AND WEEKLY PAY ROLL FOR SELECTED WORKWEEKS FOR LARGE STORES AND MULTIUNITS, STATE, BY KIND OF BUSINESS: 1948—Continued

DELAWARE

STORES, SALES, ANNUAL PAY ROLL, AND PAID EMPLOYEES AND WEEKLY PAY ROLL

[See text for explanatory material]

Kind of business	Large stores and multiunits															Small single unit stores				
	Stores	Sales, entire year	Pay roll, entire year	Paid employees, workweek ended nearest						Pay roll, workweek ended nearest						Stores	Sales, entire year	Pay roll, entire year	Paid employees, workweek ended nearest Nov. 15	
				March 15		July 15		Nov. 15		March 15		July 15		Nov. 15						
				Total	Full work week	Total	Full workweek	Total	Full workweek	Total	Full workweek	Total	Full workweek	Total	Full workweek				Total	Full workweek
	(Number)	(Thousand dollars)	(Thousand dollars)	(Number)	(Number)	(Number)	(Number)	(Number)	(Number)	(Dollars)	(Dollars)	(Dollars)	(Dollars)	(Dollars)	(Dollars)	(Number)	(Thousand dollars)	(Thousand dollars)	(Number)	(Number)
State, total	[illegible]	[illegible]	[illegible]	11,078	9,762	11,094	10,010	11,618	[illegible]	466,855	449,308	496,724	480,478	508,595	490,563	3,391	[illegible]	6,530	4,954	3,82[illegible]
Food group	[illegible]	[illegible]	4,293	1,824	1,472	1,831	1,554	1,878	1,548	76,140	71,772	80,094	76,025	81,934	77,439	1,063	[illegible]	822	[illegible]	[illegible]
Grocery stores, without fresh meat	37	3,143	245	116	81	103	74	98	70	4,636	4,180	4,296	3,886	4,287	3,876	256	[illegible]	[illegible]	[illegible]	[illegible]
Grocery stores, with fresh meat	112	[illegible]	2,230	1,033	[illegible]	1,141	840	1,104	845	39,005	[illegible]	41,374	39,075	43,637	40,284	505	[illegible]	[illegible]	[illegible]	[illegible]
Meat markets, fish markets	21	4,360	346	114	101	116	102	110	98	5,860	5,554	5,899	5,555	5,645	5,308	40	1,346	[illegible]	32	[illegible]
Fruit stores, vegetable markets	2	(x)	(x)	(x)	(x)	(x)	(x)	(x)	(x)	(x)	(x)	(x)	(x)	(x)	(x)	81	(x)	(x)	(x)	(x)
Candy, nut, confectionery stores	11	[illegible]	179	[illegible]	102	117	100	110	[illegible]	2,935	2,700	2,908	2,700	2,738	2,528	84	833	11	[illegible]	
Dairy products stores, milk dealers	[illegible]	[illegible]	1,116	352	343	365	356	365	355	20,539	20,480	21,688	21,595	21,932	21,802	14	752	[illegible]	[illegible]	[illegible]
Bakery products stores	4	[illegible]	47	30	28	36	31	35	33	1,049	1,029	1,235	1,156	1,270	1,250	41	1,011	157	114	[illegible]
Egg, poultry dealers	5	374	28	11	10	13	13	16	16	434	421	523	523	615	615	22	87	...	...	...
All other food stores	2	(x)	(x)	(x)	(x)	(x)	(x)	(x)	(x)	(x)	(x)	(x)	(x)	(x)	(x)	20	(x)	(x)	(x)	(x)
Eating and drinking places	72	[illegible]	1,311	772	652	837	744	816	696	22,374	21,026	24,772	23,584	25,086	23,773	696	14,631	1,886	1,217	1,479
Eating places	57	4,572	1,178	679	570	746	668	721	614	19,697	18,519	22,486	21,434	22,265	21,144	496	8,807	1,203	1,261	[illegible]
Drinking places	15	[illegible]	[illegible]	93	82	91	76	95	82	2,677	2,507	2,286	2,150	2,821	2,629	200	5,824	683	[illegible]	410
General stores	...	...	...	...	...	...	...	...	...	...	...	...	...	...	...	61	1,164	27	40	[illegible]
General merchandise group	[illegible]	[illegible]	2,040	1,336	933	1,185	866	1,435	1,001	34,857	29,979	33,929	29,437	38,873	33,715	60	1,627	123	105	77
Department stores	[illegible]	[illegible]	921	524	431	475	393	579	469	14,977	13,625	14,177	12,957	17,184	15,684	...	...	...	...	...
Dry goods, general merchandise stores	13	2,173	223	118	83	113	84	127	90	3,895	3,520	3,909	3,609	4,268	3,957	34	960	66	47	32
Variety stores	23	[illegible]	[illegible]	[illegible]	419	597	389	729	442	15,985	12,834	15,843	12,871	17,421	14,074	26	667	57	58	45
Apparel group	108	22,666	2,956	1,252	1,075	1,180	1,046	1,307	1,122	48,993	46,871	48,334	46,492	52,686	50,628	188	5,135	368	258	194
Men's, boys' clothing, furnishings stores	24	[illegible]	489	145	135	141	133	150	138	8,323	8,202	7,559	7,471	8,978	8,839	22	1,489	84	53	[illegible]
Family clothing stores	12	5,025	671	247	216	225	211	252	225	9,474	9,189	9,597	9,434	9,927	9,678	22	639	21	18	14
Women's ready-to-wear stores	34	9,710	1,312	632	544	617	542	680	583	22,340	21,181	22,214	21,206	24,486	23,477	25	842	80	65	52
Millinery stores	4	(x)	(x)	(x)	(x)	(x)	(x)	(x)	(x)	(x)	(x)	(x)	(x)	(x)	(x)	13	(x)	(x)	(x)	(x)
Other apparel accessory, specialty stores	8	1,001	[illegible]	70	57	49	42	61	47	1,868	1,771	1,548	1,457	1,825	1,674	16	353	29	22	17
Shoe stores	19	[illegible]	248	106	89	105	85	110	88	5,334	5,095	5,891	5,538	5,527	5,218	22	748	56	26	21
Custom tailors	1	(x)	(x)	(x)	(x)	(x)	(x)	(x)	(x)	(x)	(x)	(x)	(x)	(x)	(x)	19	(x)	(x)	(x)	(x)
Furriers, fur shops	...	...	...	...	...	...	...	...	...	...	...	...	...	...	...	2	(x)	(x)	(x)	(x)
All other apparel stores	7	(x)	(x)	(x)	(x)	(x)	(x)	(x)	(x)	(x)	(x)	(x)	(x)	(x)	(x)	25	(x)	(x)	(x)	(x)
Furniture, furnishings, appliance group	80	18,034	4,729	845	832	878	864	926	910	45,147	44,910	50,288	50,023	51,601	51,384	156	4,724	[illegible]	293	248
Furniture stores	27	8,415	1,303	397	393	393	388	405	399	20,379	20,310	23,555	23,467	23,320	23,209	26	1,239	123	53	51
Floor covering, drapery stores	6	1,101	226	50	50	57	57	70	70	3,777	3,777	3,971	3,971	4,604	4,604	19	343	48	39	33
Other home furnishing stores	6	581	132	55	52	55	53	64	60	2,342	2,296	2,331	2,295	2,775	2,742	35	572	89	70	43
Household appliance stores	34	6,623	923	302	296	322	315	335	329	16,672	16,550	18,268	18,127	18,168	18,095	52	1,756	142	92	87
Radio stores	7	1,314	145	41	41	51	51	52	52	1,977	1,977	2,163	2,163	2,734	2,734	24	814	65	39	34
Automotive group	128	56,582	5,218	1,621	1,583	1,655	1,629	1,654	1,619	88,375	87,254	96,317	95,668	95,406	94,043	58	2,265	220	109	101
Motor vehicle (new and used) dealers	87	(x)	(x)	(x)	(x)	(x)	(x)	(x)	(x)	(x)	(x)	(x)	(x)	(x)	(x)	12	(x)	(x)	(x)	(x)
Motor vehicle (used) dealers	18	4,019	214	63	62	65	63	63	62	3,930	3,918	4,052	4,015	3,759	3,747	13	377	34	13	13
Tire, battery, accessory dealers	19	2,454	350	146	139	144	136	140	135	6,965	6,834	7,144	6,932	7,004	6,858	25	790	105	51	44
All other automotive dealers	4	(x)	(x)	(x)	(x)	(x)	(x)	(x)	(x)	(x)	(x)	(x)	(x)	(x)	(x)	8	(x)	(x)	(x)	(x)
Gasoline service stations	20	4,188	435	158	152	157	152	155	148	7,892	7,816	8,275	8,218	8,157	8,073	414	12,194	799	533	416
Lumber, building, hardware group	84	23,564	3,076	1,059	999	1,121	1,054	1,176	1,117	48,879	47,221	56,405	54,584	54,879	53,591	129	4,355	470	250	215
Lumber yards, building materials dealers	45	14,070	1,870	647	629	665	646	689	677	30,415	30,069	31,911	31,475	33,187	32,781	14	583	106	52	22
Plumbing, paint, electrical stores	11	1,861	349	106	99	124	114	114	110	5,082	4,934	7,190	6,968	6,561	6,441	45	1,099	152	76	63
Hardware stores	13	4,970	675	228	208	251	229	291	251	9,863	9,511	13,798	13,295	11,672	10,939	58	2,081	175	102	88
Farm equipment dealers	15	2,663	182	78	63	81	65	82	79	3,519	2,707	3,506	2,846	3,459	3,430	12	592	37	20	20
Drug and proprietary stores	37	5,357	749	466	411	465	418	463	412	14,271	13,707	14,597	14,080	14,743	14,197	97	3,397	293	255	153
Drug stores	23	4,639	694	425	387	415	385	422	386	13,323	12,849	13,454	13,053	13,731	13,309	72	2,901	270	228	141
Proprietary stores	14	718	55	41	24	50	33	41	26	948	858	1,143	1,027	1,012	888	25	496	23	27	12
Liquor stores	43	4,227	311	135	118	139	117	140	120	5,934	5,699	5,965	5,683	6,072	5,815	136	6,914	378	190	149
Second-hand stores	5	533	45	18	18	20	20	18	18	905	905	993	993	1,053	1,053	28	369	63	33	28
Other retail stores	214	86,783	4,307	1,592	1,517	1,626	1,546	1,650	1,568	73,088	72,148	76,755	75,691	78,105	76,852	305	8,203	614	423	312
Fuel, fuel oil dealers	21	15,310	1,532	501	488	499	486	491	473	27,443	27,335	28,626	28,518	28,595	28,360	31	960	71	57	41
Ice dealers	1	(x)	(x)	(x)	(x)	(x)	(x)	(x)	(x)	(x)	(x)	(x)	(x)	(x)	(x)	14	(x)	(x)	(x)	(x)
Feed, farm, garden supply stores	121	53,954	1,615	646	622	656	627	649	627	26,517	26,098	27,887	27,362	27,676	27,188	27	1,483	57	38	30
Jewelry stores	11	1,780	408	126	124	125	124	124	121	6,800	6,770	7,041	7,031	7,043	6,998	33	1,076	87	45	36
Book, stationery stores	5	850	167	66	62	65	61	65	61	2,945	2,892	2,845	2,790	3,041	2,955	16	271	24	19	14
Sporting goods stores, bicycle stores	4	555	62	18	18	17	17	17	17	1,000	1,000	930	930	942	942	11	255	33	14	12
Florists	7	419	44	26	23	26	23	25	22	809	754	876	815	834	784	26	443	58	37	28
Cigar stores and stands	23	11,488	210	86	67	117	99	137	118	2,940	2,725	3,914	3,709	4,563	4,342	35	1,192	20	23	14
News dealers, newsstands	5	330	25	36	28	39	31	36	28	443	393	512	462	443	393	21	659	39	50	26
Gift, novelty, souvenir stores	5	118	20	12	12	13	11	14	12	374	374	353	320	432	393	33	448	30	26	16
Music stores	2	(x)	(x)	(x)	(x)	(x)	(x)	(x)	(x)	(x)	(x)	(x)	(x)	(x)	(x)	6	(x)	(x)	(x)	(x)
All other retail stores	9	1,014	125	44	42	41	39	64	61	2,095	2,085	2,088	2,071	2,709	2,670	52	1,219	176	100	83

See footnotes at end of table.

Table 13D.—PAID EMPLOYEES AND WEEKLY PAY ROLL FOR SELECTED WORKWEEKS FOR LARGE STORES AND MULTIUNITS—STATE, BY KIND OF BUSINESS: 1948[1]—Continued

DISTRICT OF COLUMBIA

STORES, SALES, ANNUAL PAY ROLL, AND PAID EMPLOYEES AND WEEKLY PAY ROLL

[See text for explanatory material]

Kind of business	Large stores and multiunits														Small single-unit stores				
	Stores	Sales, entire year	Pay roll, entire year	Paid employees, workweek ended nearest— March 15		July 15		Nov. 15		Pay roll, workweek ended nearest— March 15		July 15		Nov. 15		Stores	Sales, entire year	Pay roll, entire year	Paid employees, workweek ended nearest Nov. 15	
				Total	Full work week	Total	Full workweek	Total	Full workweek	Total	Full workweek	Total	Full workweek	Total	Full workweek				Total	Full workweek
	(Number)	(Thousand dollars)	(Thousand dollars)	(Number)	(Number)	(Number)	(Number)	(Number)	(Number)	(Dollars)	(Dollars)	(Dollars)	(Dollars)	(Dollars)	(Dollars)	(Number)	(Thousand dollars)	(Thousand dollars)	(Number)	(Number)
State, total	2,748	951,722	132,051	55,632	48,000	53,891	47,550	50,191	50,165	2,373,184	2,231,385	2,418,723	2,295,042	2,590,530	2,416,347	4,346	159,921	16,824	10,752	9,081
Food group	603	169,476	13,080	5,064	4,164	4,900	4,153	4,979	4,134	240,679	223,103	249,871	233,824	245,806	229,287	1,353	50,619	2,134	1,343	1,060
Grocery stores, without fresh meat	13	1,298	110	60	49	48	40	49	41	2,475	2,287	1,937	1,821	1,989	1,869	242	6,120	131	103	77
Grocery stores, with fresh meat	352	139,744	8,662	3,418	2,714	3,225	2,641	3,327	2,655	163,764	149,910	160,737	148,165	163,919	151,096	691	31,088	934	594	465
Meat markets, fish markets	25	3,700	283	102	88	103	91	110	97	5,175	4,755	5,248	4,868	5,312	4,923	81	3,610	213	117	107
Fruit stores, vegetable markets	5	405	31	17	17	16	16	17	17	619	619	561	561	621	621	54	1,179	71	48	36
Candy, nut, confectionery stores	94	5,114	673	433	389	409	358	474	413	12,308	11,698	12,031	11,342	14,473	13,699	56	924	121	70	55
Dairy products stores, milk dealers	66	13,440	2,522	689	605	774	727	678	635	38,940	37,258	53,100	51,669	43,597	42,076	8	244	21	12	6
Bakery products stores	17	1,622	331	164	136	147	119	145	116	9,289	8,709	7,683	7,111	7,102	6,543	61	2,015	373	226	185
Egg, poultry dealers	15	1,628	110	53	43	53	43	53	43	1,812	1,645	1,812	1,650	1,838	1,650	11	526	26	22	11
All other food stores	16	2,525	358	128	123	125	118	126	117	6,297	6,222	6,762	6,637	6,955	6,810	149	4,913	244	151	118
Eating and drinking places	392	63,384	17,551	10,262	9,122	10,664	9,396	10,477	9,282	333,274	311,963	351,274	327,365	341,497	319,373	966	36,935	7,512	5,460	4,902
Eating places	371	61,572	17,143	10,019	8,891	10,408	9,153	10,224	9,042	325,754	304,575	343,197	319,433	333,372	311,398	853	31,844	6,402	4,719	4,229
Drinking places	21	1,812	408	243	231	256	243	253	240	7,520	7,388	8,077	7,932	8,125	7,975	113	5,091	1,110	741	673
General stores	...	...	...	...	...	...	...	...	...	...	...	...	...	...	...	...	...	...	...	...
General merchandise group	77	132,080	32,512	16,749	13,846	14,995	13,005	18,824	14,991	584,004	528,347	571,257	534,030	699,208	625,826	94	2,571	225	159	108
Department stores	11	156,758	28,407	14,425	12,249	12,578	11,233	15,834	13,012	518,704	471,473	497,009	468,842	614,681	553,581	...	...	...	...	...
Dry goods, general merchandise stores	21	4,849	682	287	231	289	232	309	246	10,955	10,124	11,650	10,817	12,438	11,381	38	1,035	67	46	34
Variety stores	45	20,479	3,423	2,037	1,366	2,128	1,540	2,681	1,733	54,345	46,750	62,598	54,371	72,089	60,864	56	1,536	158	113	74
Apparel group	378	105,692	16,276	6,166	5,069	5,830	4,705	6,681	5,375	293,517	277,463	285,871	269,467	316,751	296,193	415	14,398	1,323	703	555
Men's, boys' clothing, furnishings stores	87	18,741	3,054	813	713	789	712	828	717	47,885	46,211	49,562	48,274	50,050	48,067	85	3,432	273	110	89
Family clothing stores	30	18,325	2,797	982	740	925	687	1,286	895	46,075	42,224	47,212	42,448	55,650	48,776	34	1,365	97	58	45
Women's ready-to-wear stores	108	38,070	6,162	2,851	2,409	2,682	2,353	3,004	2,518	113,672	108,324	107,257	102,534	126,263	120,017	123	4,752	402	257	200
Millinery stores	15	822	126	77	66	51	45	69	61	2,611	2,453	1,933	1,844	2,368	2,266	37	668	80	52	42
Other apparel accessory, specialty stores	22	2,843	520	206	125	201	124	201	119	10,236	8,607	10,351	8,742	10,204	8,628	23	647	40	27	24
Shoe stores	83	17,668	2,288	821	623	785	601	832	622	41,806	38,911	43,147	39,505	41,912	38,602	36	1,510	147	53	43
Custom tailors	12	1,695	370	123	122	116	116	119	119	8,051	8,033	7,329	7,329	8,301	8,301	36	634	158	64	55
Furriers, fur shops	8	4,557	625	161	158	159	156	201	198	16,675	16,593	12,440	12,328	14,805	14,674	7	336	41	17	15
All other apparel stores	13	2,371	334	132	113	122	111	141	126	6,411	6,107	6,640	6,403	7,148	6,957	34	1,054	85	60	42
Furniture, furnishings, appliance group	145	48,910	7,812	2,457	2,298	2,511	2,393	2,789	2,563	135,200	131,825	146,423	143,881	154,109	147,241	201	7,086	903	417	347
Furniture stores	39	19,911	3,055	943	847	938	870	1,050	933	51,962	50,896	55,176	53,732	59,227	56,796	39	1,649	188	84	78
Floor covering, drapery stores	25	4,701	921	317	301	320	309	328	318	17,240	16,841	17,146	16,726	19,370	19,030	23	1,000	129	73	57
Other home furnishing stores	21	4,844	1,136	417	405	448	437	486	473	22,150	21,921	24,031	23,833	25,450	25,405	73	1,542	218	103	80
Household appliance stores	36	9,716	1,756	507	480	558	535	601	577	27,860	27,305	35,627	35,266	32,867	32,447	36	1,554	198	88	66
Radio stores	24	9,738	944	273	265	247	242	324	262	15,948	15,662	14,443	14,324	17,195	13,764	30	1,341	170	69	66
Automotive group	170	138,876	15,441	3,927	3,776	4,103	3,921	4,147	3,960	249,486	245,309	276,148	271,102	272,246	266,967	55	2,747	166	90	85
Motor vehicle (new and used) dealers	70	(x)	(x)	(x)	(x)	(x)	(x)	(x)	(x)	(x)	(x)	(x)	(x)	(x)	(x)	2	(x)	(x)	(x)	(x)
Motor vehicle (used) dealers	66	22,148	862	240	231	233	223	240	232	16,197	15,938	16,241	15,973	16,525	16,368	33	1,544	44	25	22
Tire, battery, accessory dealers	24	7,800	997	357	308	415	336	394	309	18,527	17,505	22,338	20,412	20,776	18,724	11	541	52	28	26
All other automotive dealers	4	(x)	(x)	(x)	(x)	(x)	(x)	(x)	(x)	(x)	(x)	(x)	(x)	(x)	(x)	9	(x)	(x)	(x)	(x)
Gasoline service stations	174	24,272	3,524	1,423	1,302	1,485	1,351	1,452	1,310	65,550	63,010	70,420	67,343	69,473	66,128	255	11,852	1,223	717	577
Lumber, building, hardware group	81	29,939	3,819	1,149	1,062	1,164	1,087	1,198	1,104	62,728	59,263	66,069	63,273	69,505	65,279	100	4,000	457	205	173
Lumber yards, building materials dealers	32	20,280	2,393	694	636	702	652	717	657	39,561	36,548	42,105	39,709	44,588	40,858	4	134	24	10	11
Plumbing, paint, electrical stores	18	3,658	654	163	162	163	162	174	173	9,523	9,505	9,445	9,427	10,309	10,241	23	992	200	69	68
Hardware stores	31	6,001	772	292	264	299	273	307	274	13,644	13,210	14,519	14,137	14,608	14,130	73	2,874	233	120	94
Farm equipment dealers	...	...	...	...	...	...	...	...	...	...	...	...	...	...	...	...	...	...	...	...
Drug and proprietary stores	198	46,183	7,233	3,472	2,803	3,492	2,965	3,910	2,765	132,778	122,516	136,816	127,666	133,356	121,253	129	6,384	762	444	375
Drug stores	193	45,757	7,147	3,428	2,769	3,454	2,929	3,470	2,736	131,134	121,015	135,177	126,055	131,809	119,870	106	5,602	680	476	321
Proprietary stores	5	426	86	44	34	38	36	40	29	1,644	1,501	1,639	1,611	1,547	1,383	23	782	82	68	55
Liquor stores	263	64,489	2,948	924	806	960	825	985	837	52,694	50,701	54,039	51,519	55,789	53,074	71	4,570	181	94	83
Second-hand stores	21	3,052	300	138	135	143	137	155	152	7,620	7,577	7,862	7,782	8,962	8,913	124	3,021	225	127	110
Other retail stores	246	75,363	11,555	3,901	3,617	3,644	3,412	3,994	3,692	215,649	210,308	202,672	197,890	223,828	217,413	583	15,724	1,713	888	709
Fuel, fuel oil dealers	28	28,846	3,416	1,200	1,077	996	923	1,183	1,086	68,617	65,996	58,154	56,066	70,596	67,837	37	1,664	85	64	53
Ice dealers	1	(x)	(x)	(x)	(x)	(x)	(x)	(x)	(x)	(x)	(x)	(x)	(x)	(x)	(x)	13	(x)	(x)	(x)	(x)
Feed, farm, garden supply stores	4	1,172	168	72	71	59	59	59	58	3,326	3,303	2,610	2,610	2,771	2,735	6	199	24	13	13
Jewelry stores	42	12,639	2,171	589	557	587	558	680	605	37,047	36,738	38,535	38,212	41,302	40,241	85	2,724	310	129	114
Book, stationery stores	30	9,256	1,912	632	620	633	625	682	667	36,841	36,636	34,621	34,431	35,560	35,267	32	830	101	59	34
Sporting goods stores, bicycle stores	11	2,933	351	99	86	94	84	113	103	5,334	5,196	5,496	5,357	6,912	6,801	15	464	47	23	21
Florists	18	2,502	598	219	196	215	194	216	196	10,740	10,033	11,004	10,231	11,022	10,275	80	2,154	240	126	98
Cigar stores and stands	46	5,799	725	289	255	310	256	291	251	12,533	12,180	13,303	12,717	13,647	13,152	41	829	37	23	15
News dealers, newsstands	6	(x)	(x)	(x)	(x)	(x)	(x)	(x)	(x)	(x)	(x)	(x)	(x)	(x)	(x)	13	(x)	(x)	(x)	(x)
Gift, novelty, souvenir stores	11	607	79	62	42	49	37	37	24	2,120	1,661	1,698	1,504	1,255	993	80	1,565	196	112	79
Music stores	14	4,390	662	225	219	208	205	218	213	12,498	12,411	10,349	10,301	12,495	12,426	20	555	47	27	22
All other retail stores	35	6,327	1,344	452	435	426	408	456	432	24,555	24,155	24,533	24,144	25,808	25,256	111	3,925	534	345	313

See footnotes at end of table.

Table 13D.—PAID EMPLOYEES AND WEEKLY PAY ROLL FOR SELECTED WORKWEEKS FOR LARGE STORES AND MULTIUNITS STATE, BY KIND OF BUSINESS 1948—Continued

FLORIDA

STORES, SALES, ANNUAL PAY ROLL, AND PAID EMPLOYEES AND WEEKLY PAY ROLL

[See text for explanatory material]

Kind of business	Large stores and multiunits														Small single unit stores				
	Stores	Sales, entire year	Pay roll, entire year	Paid employees, workweek ended nearest — March 15		July 15		Nov. 15		Pay roll, workweek ended nearest — March 15		July 15		Nov. 15		Stores	Sales, entire year	Pay roll, entire year	Paid employees, workweek ended nearest Nov. 15	
				Total	Full work week	Total	Full workweek	Total	Full workweek	Total	Full workweek	Total	Full workweek	Total	Full workweek				Total	Full workweek
	(Number)	(Thousand dollars)	(Thousand dollars)	(Number)	(Number)	(Number)	(Number)	(Number)	(Number)	(Dollars)	(Dollars)	(Dollars)	(Dollars)	(Dollars)	(Dollars)	(Number)	(Thousand dollars)	(Thousand dollars)	(Number)	(Number)
State, total	[illegible]	[illegible]	[illegible]	[illegible]	[illegible]	[illegible]	[illegible]	[illegible]	[illegible]	[illegible]	[illegible]	[illegible]	[illegible]	[illegible]	[illegible]	[illegible]	[illegible]	[illegible]	[illegible]	[illegible]
Food group	[illegible]	[illegible]	[illegible]	[illegible]	[illegible]	[illegible]	[illegible]	[illegible]	[illegible]	[illegible]	[illegible]	[illegible]	[illegible]	[illegible]	[illegible]	[illegible]	[illegible]	[illegible]	[illegible]	[illegible]
Grocery stores, without fresh meat	[illegible]	[illegible]	[illegible]	[illegible]	[illegible]	[illegible]	[illegible]	[illegible]	[illegible]	[illegible]	[illegible]	[illegible]	[illegible]	[illegible]	[illegible]	[illegible]	[illegible]	[illegible]	[illegible]	[illegible]
Grocery stores, with fresh meat	[illegible]	[illegible]	[illegible]	[illegible]	[illegible]	[illegible]	[illegible]	[illegible]	[illegible]	[illegible]	[illegible]	[illegible]	[illegible]	[illegible]	[illegible]	[illegible]	[illegible]	[illegible]	[illegible]	[illegible]
Meat markets, fish markets	[illegible]	[illegible]	[illegible]	[illegible]	[illegible]	[illegible]	[illegible]	[illegible]	[illegible]	[illegible]	[illegible]	[illegible]	[illegible]	[illegible]	[illegible]	[illegible]	[illegible]	[illegible]	[illegible]	[illegible]
Fruit stores, vegetable markets	[illegible]	[illegible]	[illegible]	[illegible]	[illegible]	[illegible]	[illegible]	[illegible]	[illegible]	[illegible]	[illegible]	[illegible]	[illegible]	[illegible]	[illegible]	[illegible]	[illegible]	[illegible]	[illegible]	[illegible]
Candy, nut, confectionery stores	[illegible]	[illegible]	[illegible]	[illegible]	[illegible]	[illegible]	[illegible]	[illegible]	[illegible]	[illegible]	[illegible]	[illegible]	[illegible]	[illegible]	[illegible]	[illegible]	[illegible]	[illegible]	[illegible]	[illegible]
Dairy products stores, milk dealers	[illegible]	[illegible]	[illegible]	[illegible]	[illegible]	[illegible]	[illegible]	[illegible]	[illegible]	[illegible]	[illegible]	[illegible]	[illegible]	[illegible]	[illegible]	[illegible]	[illegible]	[illegible]	[illegible]	[illegible]
Bakery products stores	[illegible]	[illegible]	[illegible]	[illegible]	[illegible]	[illegible]	[illegible]	[illegible]	[illegible]	[illegible]	[illegible]	[illegible]	[illegible]	[illegible]	[illegible]	[illegible]	[illegible]	[illegible]	[illegible]	[illegible]
Egg, poultry dealers	[illegible]	[illegible]	[illegible]	[illegible]	[illegible]	[illegible]	[illegible]	[illegible]	[illegible]	[illegible]	[illegible]	[illegible]	[illegible]	[illegible]	[illegible]	[illegible]	[illegible]	[illegible]	[illegible]	[illegible]
All other food stores	[illegible]	[illegible]	[illegible]	[illegible]	[illegible]	[illegible]	[illegible]	[illegible]	[illegible]	[illegible]	[illegible]	[illegible]	[illegible]	[illegible]	[illegible]	[illegible]	[illegible]	[illegible]	[illegible]	[illegible]
Eating and drinking places	[illegible]	[illegible]	[illegible]	[illegible]	[illegible]	[illegible]	[illegible]	[illegible]	[illegible]	[illegible]	[illegible]	[illegible]	[illegible]	[illegible]	[illegible]	[illegible]	[illegible]	[illegible]	[illegible]	[illegible]
Eating places	[illegible]	[illegible]	[illegible]	[illegible]	[illegible]	[illegible]	[illegible]	[illegible]	[illegible]	[illegible]	[illegible]	[illegible]	[illegible]	[illegible]	[illegible]	[illegible]	[illegible]	[illegible]	[illegible]	[illegible]
Drinking places	[illegible]	[illegible]	[illegible]	[illegible]	[illegible]	[illegible]	[illegible]	[illegible]	[illegible]	[illegible]	[illegible]	[illegible]	[illegible]	[illegible]	[illegible]	[illegible]	[illegible]	[illegible]	[illegible]	[illegible]
General stores	[illegible]	[illegible]	[illegible]	[illegible]	[illegible]	[illegible]	[illegible]	[illegible]	[illegible]	[illegible]	[illegible]	[illegible]	[illegible]	[illegible]	[illegible]	[illegible]	[illegible]	[illegible]	[illegible]	[illegible]
General merchandise group	[illegible]	[illegible]	[illegible]	[illegible]	[illegible]	[illegible]	[illegible]	[illegible]	[illegible]	[illegible]	[illegible]	[illegible]	[illegible]	[illegible]	[illegible]	[illegible]	[illegible]	[illegible]	[illegible]	[illegible]
Department stores	[illegible]	[illegible]	[illegible]	[illegible]	[illegible]	[illegible]	[illegible]	[illegible]	[illegible]	[illegible]	[illegible]	[illegible]	[illegible]	[illegible]	[illegible]	[illegible]	[illegible]	[illegible]	[illegible]	[illegible]
Dry goods, general merchandise stores	[illegible]	[illegible]	[illegible]	[illegible]	[illegible]	[illegible]	[illegible]	[illegible]	[illegible]	[illegible]	[illegible]	[illegible]	[illegible]	[illegible]	[illegible]	[illegible]	[illegible]	[illegible]	[illegible]	[illegible]
Variety stores	[illegible]	[illegible]	[illegible]	[illegible]	[illegible]	[illegible]	[illegible]	[illegible]	[illegible]	[illegible]	[illegible]	[illegible]	[illegible]	[illegible]	[illegible]	[illegible]	[illegible]	[illegible]	[illegible]	[illegible]
Apparel group	[illegible]	[illegible]	[illegible]	[illegible]	[illegible]	[illegible]	[illegible]	[illegible]	[illegible]	[illegible]	[illegible]	[illegible]	[illegible]	[illegible]	[illegible]	[illegible]	[illegible]	[illegible]	[illegible]	[illegible]
Men's, boys' clothing, furnishings stores	[illegible]	[illegible]	[illegible]	[illegible]	[illegible]	[illegible]	[illegible]	[illegible]	[illegible]	[illegible]	[illegible]	[illegible]	[illegible]	[illegible]	[illegible]	[illegible]	[illegible]	[illegible]	[illegible]	[illegible]
Family clothing stores	[illegible]	[illegible]	[illegible]	[illegible]	[illegible]	[illegible]	[illegible]	[illegible]	[illegible]	[illegible]	[illegible]	[illegible]	[illegible]	[illegible]	[illegible]	[illegible]	[illegible]	[illegible]	[illegible]	[illegible]
Women's ready-to-wear stores	[illegible]	[illegible]	[illegible]	[illegible]	[illegible]	[illegible]	[illegible]	[illegible]	[illegible]	[illegible]	[illegible]	[illegible]	[illegible]	[illegible]	[illegible]	[illegible]	[illegible]	[illegible]	[illegible]	[illegible]
Millinery stores	[illegible]	[illegible]	[illegible]	[illegible]	[illegible]	[illegible]	[illegible]	[illegible]	[illegible]	[illegible]	[illegible]	[illegible]	[illegible]	[illegible]	[illegible]	[illegible]	[illegible]	[illegible]	[illegible]	[illegible]
Other apparel accessory, specialty stores	[illegible]	[illegible]	[illegible]	[illegible]	[illegible]	[illegible]	[illegible]	[illegible]	[illegible]	[illegible]	[illegible]	[illegible]	[illegible]	[illegible]	[illegible]	[illegible]	[illegible]	[illegible]	[illegible]	[illegible]
Shoe stores	[illegible]	[illegible]	[illegible]	[illegible]	[illegible]	[illegible]	[illegible]	[illegible]	[illegible]	[illegible]	[illegible]	[illegible]	[illegible]	[illegible]	[illegible]	[illegible]	[illegible]	[illegible]	[illegible]	[illegible]
Custom tailors	[illegible]	[illegible]	[illegible]	[illegible]	[illegible]	[illegible]	[illegible]	[illegible]	[illegible]	[illegible]	[illegible]	[illegible]	[illegible]	[illegible]	[illegible]	[illegible]	[illegible]	[illegible]	[illegible]	[illegible]
Furriers, fur shops	[illegible]	[illegible]	[illegible]	[illegible]	[illegible]	[illegible]	[illegible]	[illegible]	[illegible]	[illegible]	[illegible]	[illegible]	[illegible]	[illegible]	[illegible]	[illegible]	[illegible]	[illegible]	[illegible]	[illegible]
All other apparel stores	[illegible]	[illegible]	[illegible]	[illegible]	[illegible]	[illegible]	[illegible]	[illegible]	[illegible]	[illegible]	[illegible]	[illegible]	[illegible]	[illegible]	[illegible]	[illegible]	[illegible]	[illegible]	[illegible]	[illegible]
Furniture, furnishings, appliance group	[illegible]	[illegible]	[illegible]	[illegible]	[illegible]	[illegible]	[illegible]	[illegible]	[illegible]	[illegible]	[illegible]	[illegible]	[illegible]	[illegible]	[illegible]	[illegible]	[illegible]	[illegible]	[illegible]	[illegible]
Furniture stores	[illegible]	[illegible]	[illegible]	[illegible]	[illegible]	[illegible]	[illegible]	[illegible]	[illegible]	[illegible]	[illegible]	[illegible]	[illegible]	[illegible]	[illegible]	[illegible]	[illegible]	[illegible]	[illegible]	[illegible]
Floor covering, drapery stores	[illegible]	[illegible]	[illegible]	[illegible]	[illegible]	[illegible]	[illegible]	[illegible]	[illegible]	[illegible]	[illegible]	[illegible]	[illegible]	[illegible]	[illegible]	[illegible]	[illegible]	[illegible]	[illegible]	[illegible]
Other home furnishing stores	[illegible]	[illegible]	[illegible]	[illegible]	[illegible]	[illegible]	[illegible]	[illegible]	[illegible]	[illegible]	[illegible]	[illegible]	[illegible]	[illegible]	[illegible]	[illegible]	[illegible]	[illegible]	[illegible]	[illegible]
Household appliance stores	[illegible]	[illegible]	[illegible]	[illegible]	[illegible]	[illegible]	[illegible]	[illegible]	[illegible]	[illegible]	[illegible]	[illegible]	[illegible]	[illegible]	[illegible]	[illegible]	[illegible]	[illegible]	[illegible]	[illegible]
Radio stores	[illegible]	[illegible]	[illegible]	[illegible]	[illegible]	[illegible]	[illegible]	[illegible]	[illegible]	[illegible]	[illegible]	[illegible]	[illegible]	[illegible]	[illegible]	[illegible]	[illegible]	[illegible]	[illegible]	[illegible]
Automotive group	[illegible]	[illegible]	[illegible]	[illegible]	[illegible]	[illegible]	[illegible]	[illegible]	[illegible]	[illegible]	[illegible]	[illegible]	[illegible]	[illegible]	[illegible]	[illegible]	[illegible]	[illegible]	[illegible]	[illegible]
Motor vehicle (new and used) dealers	[illegible]	[illegible]	[illegible]	[illegible]	[illegible]	[illegible]	[illegible]	[illegible]	[illegible]	[illegible]	[illegible]	[illegible]	[illegible]	[illegible]	[illegible]	[illegible]	[illegible]	[illegible]	[illegible]	[illegible]
Motor vehicle (used) dealers	[illegible]	[illegible]	[illegible]	[illegible]	[illegible]	[illegible]	[illegible]	[illegible]	[illegible]	[illegible]	[illegible]	[illegible]	[illegible]	[illegible]	[illegible]	[illegible]	[illegible]	[illegible]	[illegible]	[illegible]
Tire, battery, accessory dealers	[illegible]	[illegible]	[illegible]	[illegible]	[illegible]	[illegible]	[illegible]	[illegible]	[illegible]	[illegible]	[illegible]	[illegible]	[illegible]	[illegible]	[illegible]	[illegible]	[illegible]	[illegible]	[illegible]	[illegible]
All other automotive dealers	[illegible]	[illegible]	[illegible]	[illegible]	[illegible]	[illegible]	[illegible]	[illegible]	[illegible]	[illegible]	[illegible]	[illegible]	[illegible]	[illegible]	[illegible]	[illegible]	[illegible]	[illegible]	[illegible]	[illegible]
Gasoline service stations	[illegible]	[illegible]	[illegible]	[illegible]	[illegible]	[illegible]	[illegible]	[illegible]	[illegible]	[illegible]	[illegible]	[illegible]	[illegible]	[illegible]	[illegible]	[illegible]	[illegible]	[illegible]	[illegible]	[illegible]
Lumber, building, hardware group	[illegible]	[illegible]	[illegible]	[illegible]	[illegible]	[illegible]	[illegible]	[illegible]	[illegible]	[illegible]	[illegible]	[illegible]	[illegible]	[illegible]	[illegible]	[illegible]	[illegible]	[illegible]	[illegible]	[illegible]
Lumber yards, building materials dealers	[illegible]	[illegible]	[illegible]	[illegible]	[illegible]	[illegible]	[illegible]	[illegible]	[illegible]	[illegible]	[illegible]	[illegible]	[illegible]	[illegible]	[illegible]	[illegible]	[illegible]	[illegible]	[illegible]	[illegible]
Plumbing, paint, electrical stores	[illegible]	[illegible]	[illegible]	[illegible]	[illegible]	[illegible]	[illegible]	[illegible]	[illegible]	[illegible]	[illegible]	[illegible]	[illegible]	[illegible]	[illegible]	[illegible]	[illegible]	[illegible]	[illegible]	[illegible]
Hardware stores	[illegible]	[illegible]	[illegible]	[illegible]	[illegible]	[illegible]	[illegible]	[illegible]	[illegible]	[illegible]	[illegible]	[illegible]	[illegible]	[illegible]	[illegible]	[illegible]	[illegible]	[illegible]	[illegible]	[illegible]
Farm equipment dealers	[illegible]	[illegible]	[illegible]	[illegible]	[illegible]	[illegible]	[illegible]	[illegible]	[illegible]	[illegible]	[illegible]	[illegible]	[illegible]	[illegible]	[illegible]	[illegible]	[illegible]	[illegible]	[illegible]	[illegible]
Drug and proprietary stores	[illegible]	[illegible]	[illegible]	[illegible]	[illegible]	[illegible]	[illegible]	[illegible]	[illegible]	[illegible]	[illegible]	[illegible]	[illegible]	[illegible]	[illegible]	[illegible]	[illegible]	[illegible]	[illegible]	[illegible]
Drug stores	[illegible]	[illegible]	[illegible]	[illegible]	[illegible]	[illegible]	[illegible]	[illegible]	[illegible]	[illegible]	[illegible]	[illegible]	[illegible]	[illegible]	[illegible]	[illegible]	[illegible]	[illegible]	[illegible]	[illegible]
Proprietary stores	[illegible]	[illegible]	[illegible]	[illegible]	[illegible]	[illegible]	[illegible]	[illegible]	[illegible]	[illegible]	[illegible]	[illegible]	[illegible]	[illegible]	[illegible]	[illegible]	[illegible]	[illegible]	[illegible]	[illegible]
Liquor stores	[illegible]	[illegible]	[illegible]	[illegible]	[illegible]	[illegible]	[illegible]	[illegible]	[illegible]	[illegible]	[illegible]	[illegible]	[illegible]	[illegible]	[illegible]	[illegible]	[illegible]	[illegible]	[illegible]	[illegible]
Second-hand stores	[illegible]	[illegible]	[illegible]	[illegible]	[illegible]	[illegible]	[illegible]	[illegible]	[illegible]	[illegible]	[illegible]	[illegible]	[illegible]	[illegible]	[illegible]	[illegible]	[illegible]	[illegible]	[illegible]	[illegible]
Other retail stores	[illegible]	[illegible]	[illegible]	[illegible]	[illegible]	[illegible]	[illegible]	[illegible]	[illegible]	[illegible]	[illegible]	[illegible]	[illegible]	[illegible]	[illegible]	[illegible]	[illegible]	[illegible]	[illegible]	[illegible]
Fuel, fuel oil dealers	[illegible]	[illegible]	[illegible]	[illegible]	[illegible]	[illegible]	[illegible]	[illegible]	[illegible]	[illegible]	[illegible]	[illegible]	[illegible]	[illegible]	[illegible]	[illegible]	[illegible]	[illegible]	[illegible]	[illegible]
Ice dealers	[illegible]	[illegible]	[illegible]	[illegible]	[illegible]	[illegible]	[illegible]	[illegible]	[illegible]	[illegible]	[illegible]	[illegible]	[illegible]	[illegible]	[illegible]	[illegible]	[illegible]	[illegible]	[illegible]	[illegible]
Feed, farm, garden supply stores	[illegible]	[illegible]	[illegible]	[illegible]	[illegible]	[illegible]	[illegible]	[illegible]	[illegible]	[illegible]	[illegible]	[illegible]	[illegible]	[illegible]	[illegible]	[illegible]	[illegible]	[illegible]	[illegible]	[illegible]
Jewelry stores	[illegible]	[illegible]	[illegible]	[illegible]	[illegible]	[illegible]	[illegible]	[illegible]	[illegible]	[illegible]	[illegible]	[illegible]	[illegible]	[illegible]	[illegible]	[illegible]	[illegible]	[illegible]	[illegible]	[illegible]
Book, stationery stores	[illegible]	[illegible]	[illegible]	[illegible]	[illegible]	[illegible]	[illegible]	[illegible]	[illegible]	[illegible]	[illegible]	[illegible]	[illegible]	[illegible]	[illegible]	[illegible]	[illegible]	[illegible]	[illegible]	[illegible]
Sporting goods stores, bicycle stores	[illegible]	[illegible]	[illegible]	[illegible]	[illegible]	[illegible]	[illegible]	[illegible]	[illegible]	[illegible]	[illegible]	[illegible]	[illegible]	[illegible]	[illegible]	[illegible]	[illegible]	[illegible]	[illegible]	[illegible]
Florists	[illegible]	[illegible]	[illegible]	[illegible]	[illegible]	[illegible]	[illegible]	[illegible]	[illegible]	[illegible]	[illegible]	[illegible]	[illegible]	[illegible]	[illegible]	[illegible]	[illegible]	[illegible]	[illegible]	[illegible]
Cigar stores and stands	[illegible]	[illegible]	[illegible]	[illegible]	[illegible]	[illegible]	[illegible]	[illegible]	[illegible]	[illegible]	[illegible]	[illegible]	[illegible]	[illegible]	[illegible]	[illegible]	[illegible]	[illegible]	[illegible]	[illegible]
News dealers, newsstands	[illegible]	[illegible]	[illegible]	[illegible]	[illegible]	[illegible]	[illegible]	[illegible]	[illegible]	[illegible]	[illegible]	[illegible]	[illegible]	[illegible]	[illegible]	[illegible]	[illegible]	[illegible]	[illegible]	[illegible]
Gift, novelty, souvenir stores	[illegible]	[illegible]	[illegible]	[illegible]	[illegible]	[illegible]	[illegible]	[illegible]	[illegible]	[illegible]	[illegible]	[illegible]	[illegible]	[illegible]	[illegible]	[illegible]	[illegible]	[illegible]	[illegible]	[illegible]
Music stores	[illegible]	[illegible]	[illegible]	[illegible]	[illegible]	[illegible]	[illegible]	[illegible]	[illegible]	[illegible]	[illegible]	[illegible]	[illegible]	[illegible]	[illegible]	[illegible]	[illegible]	[illegible]	[illegible]	[illegible]
All other retail stores	[illegible]	[illegible]	[illegible]	[illegible]	[illegible]	[illegible]	[illegible]	[illegible]	[illegible]	[illegible]	[illegible]	[illegible]	[illegible]	[illegible]	[illegible]	[illegible]	[illegible]	[illegible]	[illegible]	[illegible]

See footnotes at end of table.

Table 13D.—PAID EMPLOYEES AND WEEKLY PAY ROLL FOR SELECTED WORKWEEKS FOR LARGE STORES AND MULTIUNITS—STATE, BY KIND OF BUSINESS: 1948[1]—Continued

GEORGIA

STORES, SALES, ANNUAL PAY ROLL, AND PAID EMPLOYEES AND WEEKLY PAY ROLL

[See text for explanatory material]

Kind of business	Large stores and multiunits															Small single-unit stores				
	Stores	Sales, entire year	Pay roll, entire year	Paid employees, workweek ended nearest—						Pay roll, workweek ended nearest—						Stores	Sales, entire year	Pay roll, entire year	Paid employees, workweek ended nearest Nov. 15	
				March 15		July 15		Nov. 15		March 15		July 15		Nov. 15						
				Total	Full workweek	Total	Full workweek	Total	Full workweek	Total	Full workweek	Total	Full workweek	Total	Full workweek				Total	Full workweek
	(Number)	(Thousand dollars)	(Thousand dollars)	(Number)	(Number)	(Number)	(Number)	(Number)	(Number)	(Dollars)	(Dollars)	(Dollars)	(Dollars)	(Dollars)	(Dollars)	(Number)	(Thousand dollars)	(Thousand dollars)	(Number)	(Number)
State, total	7,281	1,458,695	158,605	76,980	66,384	77,388	67,721	84,193	72,119	2,817,093	2,688,012	2,934,392	2,806,295	3,099,847	2,955,727	28,374	652,844	43,593	38,625	30,189
Food group	1,376	258,220	17,466	9,772	7,130	9,527	7,140	10,032	7,356	316,663	285,748	326,339	295,676	334,237	303,909	14,018	222,965	7,120	7,244	4,848
Grocery stores, without fresh meat	160	12,219	698	440	336	416	323	444	339	13,467	12,331	13,017	12,024	13,388	12,250	5,628	54,972	939	1,171	680
Grocery stores, with fresh meat	1,032	225,604	14,204	8,046	5,623	7,771	5,585	8,252	5,794	254,928	227,374	263,082	235,532	269,052	242,105	5,297	150,145	4,842	4,891	3,242
Meat markets, fish markets	35	3,228	180	98	77	103	80	106	84	3,497	3,043	3,676	3,204	3,733	3,277	264	6,676	359	308	221
Fruit stores, vegetable markets	7	246	15	9	7	12	10	13	11	238	207	318	287	421	387	192	2,674	109	95	66
Candy, nut, confectionery stores	65	2,294	309	209	189	208	194	219	191	5,059	4,945	5,240	5,207	5,472	5,294	410	1,894	56	84	61
Dairy products stores, milk dealers	41	9,516	1,196	597	543	656	603	628	581	23,411	21,990	24,947	23,625	25,403	24,074	26	686	97	71	67
Bakery products stores	16	797	169	104	99	102	97	108	103	3,260	3,192	3,183	3,113	3,383	3,313	115	2,731	520	412	366
Egg, poultry dealers	13	1,512	75	50	44	51	44	52	45	1,300	1,241	1,378	1,290	1,468	1,330	58	2,197	136	144	89
All other food stores	7	2,804	618	219	212	208	204	210	208	11,501	11,425	11,448	11,394	11,917	11,879	28	990	62	68	56
Eating and drinking places	550	36,484	7,207	5,584	4,911	5,899	5,204	5,922	5,229	133,139	125,197	142,797	134,271	141,570	133,066	4,708	70,962	8,611	10,073	8,280
Eating places	427	32,421	6,630	5,215	4,581	5,484	4,854	5,485	4,843	122,850	115,303	131,435	123,588	129,868	121,982	3,726	55,826	7,396	8,858	7,304
Drinking places	123	4,063	577	369	329	415	350	437	386	10,289	9,894	11,362	10,683	11,702	11,084	982	15,136	1,215	1,215	976
General stores	83	11,839	425	575	493	542	468	548	473	17,918	16,994	17,236	16,560	17,633	16,820	857	23,065	648	640	431
General merchandise group	607	284,046	40,811	21,203	17,260	20,684	17,262	25,274	20,135	705,478	665,543	718,456	680,090	820,842	770,453	683	22,911	1,362	1,509	916
Department stores	47	187,588	29,034	12,072	11,039	12,229	11,091	14,756	13,133	505,889	484,922	509,028	489,164	585,812	560,562	...	...	...	...	...
Dry goods, general merchandise stores	274	48,423	5,205	3,023	2,510	3,004	2,505	3,544	2,792	89,321	85,093	94,313	89,467	105,938	99,512	507	18,379	970	970	615
Variety stores	286	48,035	6,572	5,908	3,711	5,451	3,666	6,974	4,210	110,268	95,528	115,115	101,459	129,092	110,379	176	4,532	392	539	301
Apparel group	634	110,929	12,441	6,211	4,771	5,870	4,826	7,002	5,489	220,541	208,490	219,370	207,367	242,776	229,120	431	33,223	2,420	1,993	1,418
Men's, boys' clothing, furnishings stores	102	20,102	2,364	840	781	934	759	884	790	41,231	40,438	42,001	41,172	44,798	43,615	151	6,677	484	327	238
Family clothing stores	169	34,307	3,487	1,784	1,438	1,763	1,442	2,207	1,732	58,823	56,087	56,682	54,197	71,281	66,578	266	10,860	688	627	383
Women's ready-to-wear stores	210	37,736	4,226	2,414	1,426	2,271	1,822	2,678	2,101	74,383	64,843	71,343	66,249	81,377	77,541	233	7,819	514	483	467
Millinery stores	25	950	178	124	106	91	74	116	109	3,139	2,516	2,534	2,491	3,553	3,501	49	852	112	97	81
Other apparel accessory, specialty stores	12	741	136	90	39	84	38	89	42	2,602	1,993	2,448	1,625	2,647	2,038	38	1,039	[illegible]	65	58
Shoe stores	98	15,542	1,835	868	601	831	603	911	619	36,065	33,568	40,292	38,158	33,654	31,405	98	5,615	329	231	173
Custom tailors	1	(x)	(x)	(x)	(x)	(x)	(x)	(x)	(x)	(x)	(x)	(x)	(x)	(x)	(x)	36	(x)	(x)	(x)	(x)
Furriers, fur shops	2	(x)	(x)	(x)	(x)	(x)	(x)	(x)	(x)	(x)	(x)	(x)	(x)	(x)	(x)	...	...	...	...	...
All other apparel stores	15	(x)	(x)	(x)	(x)	(x)	(x)	(x)	(x)	(x)	(x)	(x)	(x)	(x)	(x)	61	(x)	(x)	(x)	(x)
Furniture, furnishings, appliance group	633	83,054	13,018	5,415	5,266	5,689	5,541	5,819	5,661	233,664	230,706	244,241	240,064	252,229	244,084	906	31,263	3,192	2,323	1,792
Furniture stores	318	49,018	6,962	2,761	2,702	2,808	2,753	2,973	2,812	126,083	124,901	130,994	129,858	135,831	134,715	482	18,174	1,789	1,139	995
Floor covering, drapery stores	7	1,626	236	96	96	91	91	91	91	5,390	5,390	6,128	6,128	5,108	5,108	40	1,322	225	131	126
Other home furnishing stores	24	4,209	1,195	861	850	1,050	1,040	1,091	1,079	22,354	22,177	25,456	25,300	25,874	25,689	92	1,509	269	151	136
Household appliance stores	280	27,198	4,478	1,624	1,547	1,670	1,588	1,688	1,605	76,790	75,210	82,773	81,912	82,306	81,487	256	4,579	828	557	444
Radio stores	4	1,003	147	73	71	70	68	76	74	3,047	3,028	2,890	2,865	3,110	3,085	36	679	71	45	37
Automotive group	1,066	349,968	31,414	11,290	10,927	11,752	11,386	12,053	11,650	547,496	528,885	586,195	578,277	601,617	592,682	694	30,543	2,304	1,633	1,422
Motor vehicle (new and used) dealers	707	277,902	26,981	9,500	9,254	9,838	9,594	10,183	9,916	468,821	462,308	498,358	492,888	515,696	509,082	156	9,553	815	686	659
Motor vehicle (used) dealers	163	45,825	1,224	452	422	479	451	468	442	21,778	21,204	24,455	23,907	23,782	23,310	180	7,780	300	217	125
Tire, battery, accessory dealers	184	23,624	2,981	1,246	1,161	1,330	1,241	1,325	1,218	52,602	51,128	58,354	57,034	58,399	56,603	324	11,929	1,083	709	635
All other automotive dealers	12	2,617	228	92	90	105	100	76	74	4,295	4,245	4,528	4,448	3,740	3,687	34	1,281	111	71	56
Gasoline service stations	440	31,134	3,520	1,901	1,798	1,919	1,818	1,991	1,881	70,420	68,367	74,482	72,265	75,787	73,498	3,708	84,161	6,497	5,236	4,121
Lumber, building, hardware group	602	122,680	13,066	6,073	5,562	6,325	5,854	6,181	5,772	228,930	213,716	245,484	[illegible]	241,964	233,597	786	33,566	2,899	1,941	[illegible]
Lumber yards, building materials dealers	173	49,076	6,147	3,012	2,677	3,151	2,850	3,014	2,765	101,683	95,761	108,524	102,908	107,509	102,393	142	6,393	800	539	463
Plumbing, paint, electrical stores	57	6,616	1,147	414	383	467	438	448	425	18,868	18,291	22,549	21,735	22,348	21,794	121	4,114	493	361	308
Hardware stores	197	36,180	3,432	1,567	1,485	1,591	1,509	1,588	1,509	65,296	63,971	68,521	67,164	65,431	64,064	421	17,504	1,188	767	666
Farm equipment dealers	175	30,808	2,340	1,080	1,017	1,116	1,057	1,131	1,073	43,083	41,693	45,840	44,531	46,676	45,346	102	5,559	418	275	[illegible]
Drug and proprietary stores	278	36,195	4,991	2,790	2,433	2,879	2,534	2,936	2,543	93,123	85,414	97,799	89,343	98,998	90,597	815	28,222	[illegible]	[illegible]	[illegible]
Drug stores	265	35,669	4,919	2,748	2,394	2,836	2,494	2,890	2,500	91,898	84,239	96,547	88,141	97,650	89,299	680	24,876	3,014	2,411	[illegible]
Proprietary stores	13	526	72	42	39	43	40	46	43	1,225	1,175	1,252	1,202	1,348	1,298	135	3,346	263	244	175
Liquor stores	325	29,443	1,605	677	637	664	649	694	650	30,164	29,441	30,581	29,582	30,567	29,550	429	16,046	[illegible]	[illegible]	422
Second-hand stores	76	1,646	179	88	71	75	71	97	74	3,257	2,950	3,216	2,949	3,541	3,231	222	4,109	[illegible]	[illegible]	[illegible]
Other retail stores	650	102,057	11,971	5,403	4,922	5,427	4,965	5,647	5,201	216,394	210,061	223,196	217,013	236,886	230,120	1,587	41,809	4,096	2,326	[illegible]
Fuel, fuel oil dealers	81	(x)	(x)	(x)	(x)	(x)	(x)	(x)	(x)	(x)	(x)	(x)	(x)	(x)	(x)	175	(x)	(x)	(x)	(x)
Ice dealers	52	(x)	(x)	(x)	(x)	(x)	(x)	(x)	(x)	(x)	(x)	(x)	(x)	(x)	(x)	24	(x)	(x)	(x)	(x)
Feed, farm, garden supply stores	251	47,055	1,460	1,153	1,109	1,127	993	1,124	1,004	37,067	35,449	37,326	35,634	38,407	36,725	257	11,294	381	357	[illegible]
Jewelry stores	106	15,621	2,464	925	897	955	931	1,051	1,016	51,001	50,413	54,716	54,197	58,345	57,280	250	6,870	249	446	[illegible]
Book, stationery stores	20	5,047	1,401	722	721	711	706	759	752	22,710	22,692	22,417	22,357	27,140	27,030	43	1,162	144	44	[illegible]
Sporting goods stores, bicycle stores	17	2,474	357	122	122	126	126	131	131	6,090	6,090	6,516	6,516	6,980	6,980	54	1,326	106	[illegible]	[illegible]
Florists	21	1,422	333	149	143	141	138	140	136	6,636	6,554	6,849	6,805	7,079	7,026	239	4,746	[illegible]	[illegible]	[illegible]
Cigar stores and stands	15	1,817	132	60	57	59	56	63	59	2,186	2,146	2,619	2,593	2,517	2,475	38	677	71	46	[illegible]
News dealers, newsstands	7	824	131	166	72	164	71	165	71	2,133	2,056	2,388	1,921	2,612	2,135	44	302	40	43	[illegible]
Gift, novelty, souvenir stores	9	170	8	5	4	8	4	5	4	147	128	152	128	147	128	92	1,217	34	132	[illegible]
Music stores	23	2,237	360	138	126	142	131	168	165	5,929	5,812	6,013	5,937	7,497	7,446	63	1,562	136	[illegible]	[illegible]
All other retail stores	48	6,111	1,273	415	387	418	385	429	402	22,137	21,423	22,841	21,994	23,383	22,542	281	7,653	1,117	234	[illegible]

See footnotes at end of table.

Table 13D.—PAID EMPLOYEES AND WEEKLY PAY ROLL FOR SELECTED WORKWEEKS FOR LARGE STORES AND MULTIUNITS STATE, BY KIND OF BUSINESS: 1948[1]—Continued

IDAHO

Stores, Sales, Annual Pay Roll, and Paid Employees and Weekly Pay Roll

[See text for explanatory material]

Kind of business	Large stores and multiunits: Stores (Number)	Sales, entire year (Thousand dollars)	Pay roll, entire year (Thousand dollars)	Paid employees, workweek ended nearest March 15: Total (Number)	March 15: Full workweek (Number)	July 15: Total (Number)	July 15: Full workweek (Number)	Nov. 15: Total (Number)	Nov. 15: Full workweek (Number)	Pay roll, workweek ended nearest March 15: Total (Dollars)	March 15: Full workweek (Dollars)	July 15: Total (Dollars)	July 15: Full workweek (Dollars)	Nov. 15: Total (Dollars)	Nov. 15: Full workweek (Dollars)	Small single-unit stores: Stores (Number)	Sales, entire year (Thousand dollars)	Pay roll, entire year (Thousand dollars)	Paid employees, workweek ended nearest Nov. 15: Total (Number)	Full workweek (Number)
State, total	[illegible]	417,382	41,453	16,612	14,463	16,432	15,038	17,676	15,200	762,037	726,598	823,590	787,738	837,653	797,171	[illegible]	[illegible]	[illegible]	[illegible]	[illegible]
Food group	[illegible]	75,861	4,576	1,330	1,434	2,071	1,693	2,096	1,593	79,161	72,077	88,739	81,383	86,761	78,492	1,082	[illegible]	[illegible]	[illegible]	[illegible]
Grocery stores, without fresh meat	30	5,203	295	136	109	162	137	151	123	4,711	4,159	6,096	5,637	5,699	5,092	278	[illegible]	[illegible]	[illegible]	62
Grocery stores, with fresh meat	243	64,921	3,514	1,512	1,121	1,612	1,278	1,654	1,198	60,246	54,066	67,694	61,197	66,534	59,221	421	26,549	[illegible]	[illegible]	21
Meat markets, fish markets	18	3,108	234	78	71	85	77	88	81	3,788	3,650	4,282	4,097	4,316	4,184	41	2,704	89	48	
Fruit stores, vegetable markets	...	...	...	...	...	...	...	...	...	...	...	...	...	...	...	10	68	(x)		...
Candy, nut, confectionery stores	1	(x)	(x)	(x)	(x)	(x)	(x)	(x)	(x)	(x)	(x)	(x)	(x)	(x)	(x)	60	(x)	(x)	(x)	(x)
Dairy products stores, milk dealers	8	2,409	359	137	130	143	135	136	126	7,071	6,894	7,137	6,977	6,716	6,539	24	[illegible]	[illegible]		[illegible]
Bakery products stores	3	788	157	59	57	63	60	61	54	3,045	3,008	3,230	3,175	3,196	3,156	40	1,171	145	[illegible]	
Egg, poultry dealers	2	(x)	(x)	(x)	(x)	(x)	(x)	(x)	(x)	(x)	(x)	(x)	(x)	(x)	(x)	2	(x)	(x)	(x)	
All other food stores	...	...	...	...	...	...	...	...	...	...	...	...	...	...	...	6	116	5		
Eating and drinking places	157	11,199	2,603	1,271	1,138	1,317	1,186	1,325	1,178	51,045	48,556	54,614	52,261	54,088	51,604	1,577	35,997	[illegible]	[illegible]	[illegible]
Eating places	73	6,544	1,613	864	784	900	812	893	800	31,082	29,937	34,146	32,847	31,799	30,602	680	16,714	3,125	[illegible]	[illegible]
Drinking places	84	4,655	990	407	354	417	374	432	378	19,963	18,619	20,468	19,414	22,289	21,002	897	19,283	[illegible]	[illegible]	
General stores	35	7,687	628	313	288	319	293	309	287	11,686	11,457	12,575	12,252	12,281	12,002	55	2,423	88	[illegible]	[illegible]
General merchandise group	145	56,121	7,551	3,731	2,957	3,517	2,886	4,098	3,102	128,436	118,823	132,609	122,790	148,700	135,331	95	3,333	206	166	[illegible]
Department stores	26	31,267	4,607	1,930	1,671	1,908	1,692	2,099	1,780	78,130	74,354	78,733	74,877	86,755	81,584	...	...	...	...	...
Dry goods, general merchandise stores	76	17,967	1,916	1,022	844	921	723	1,070	783	33,067	31,179	35,915	33,263	40,650	36,951	52	1,873	72	53	
Variety stores	43	6,887	1,028	779	442	688	471	929	539	17,239	13,290	17,961	14,650	21,295	16,796	43	1,460	134	113	
Apparel group	124	14,552	1,667	690	607	684	619	730	645	29,951	28,797	31,461	30,394	32,651	31,388	189	5,976	346	242	[illegible]
Men's, boys' clothing, furnishings stores	38	5,254	678	211	200	214	206	235	221	12,101	11,931	12,254	12,127	12,996	12,756	30	1,340	74	39	[illegible]
Family clothing stores	13	2,050	217	110	97	107	94	109	94	3,977	3,879	4,168	4,014	4,604	4,321	11	424	34	18	16
Women's ready-to-wear stores	46	4,842	511	254	230	252	233	262	238	9,126	8,855	9,737	9,504	9,662	9,422	65	2,067	111	97	6
Millinery stores	8	175	35	29	19	22	14	29	17	768	663	600	513	693	586	12	115	9	7	6
Other apparel accessory, specialty stores	1	(x)	(x)	(x)	(x)	(x)	(x)	(x)	(x)	(x)	(x)	(x)	(x)	(x)	(x)	6	(x)	(x)	(x)	(x)
Shoe stores	15	2,005	206	78	55	81	66	85	67	3,481	3,101	4,142	3,816	4,098	3,855	28	1,068	66	45	2
Custom tailors	1	(x)	(x)	(x)	(x)	(x)	(x)	(x)	(x)	(x)	(x)	(x)	(x)	(x)	(x)	7	(x)	(x)	(x)	(x)
Furriers, fur shops	1	(x)	(x)	(x)	(x)	(x)	(x)	(x)	(x)	(x)	(x)	(x)	(x)	(x)	(x)	5	(x)	(x)	(x)	(x)
All other apparel stores	1	(x)	(x)	(x)	(x)	(x)	(x)	(x)	(x)	(x)	(x)	(x)	(x)	(x)	(x)	25	(x)	(x)	(x)	(x)
Furniture, furnishings, appliance group	154	19,866	2,550	719	833	939	862	959	867	47,069	45,786	50,330	49,239	49,771	48,500	189	7,780	622	312	[illegible]
Furniture stores	63	10,803	1,106	383	367	384	375	393	375	20,218	19,863	22,012	21,834	21,361	21,062	60	2,951	188	101	[illegible]
Floor covering, drapery stores	2	(x)	(x)	(x)	(x)	(x)	(x)	(x)	(x)	(x)	(x)	(x)	(x)	(x)	(x)	17	(x)	(x)	(x)	(x)
Other home furnishing stores	2	(x)	(x)	(x)	(x)	(x)	(x)	(x)	(x)	(x)	(x)	(x)	(x)	(x)	(x)	5	(x)	(x)	(x)	(x)
Household appliance stores	86	8,766	1,368	494	424	513	445	522	449	25,162	24,234	26,621	25,708	[illegible]	[illegible]	86	3,671	294	145	128
Radio stores	1	(x)	(x)	(x)	(x)	(x)	(x)	(x)	(x)	(x)	(x)	(x)	(x)	(x)	(x)	21	(x)	(x)	(x)	(x)
Automotive group	328	97,905	9,725	3,275	3,147	3,429	3,298	3,504	3,365	192,039	188,603	209,722	206,140	211,592	207,903	189	9,143	797	367	[illegible]
Motor vehicle (new and used) dealers	265	85,594	8,710	2,940	2,842	3,051	2,952	3,144	3,038	173,642	170,895	187,845	185,035	191,358	188,365	82	4,837	420	214	144
Motor vehicle (used) dealers	25	6,103	148	38	35	48	45	53	51	2,696	2,563	3,005	2,924	3,201	3,150	36	1,490	68	28	23
Tire, battery, accessory dealers	35	5,507	742	253	226	275	247	267	237	13,166	12,610	15,761	15,080	14,662	14,022	50	2,086	252	97	85
All other automotive dealers	3	701	125	44	44	55	54	40	39	2,535	2,535	3,111	3,101	2,371	2,366	21	730	57	28	25
Gasoline service stations	111	9,903	997	380	363	421	394	389	369	19,730	19,239	22,124	21,388	20,681	20,193	898	26,165	1,224	789	587
Lumber, building, hardware group	388	84,310	7,794	2,661	2,367	2,808	2,531	2,780	2,489	139,823	133,157	157,273	150,140	155,158	148,474	263	12,226	910	493	427
Lumber yards, building materials dealers	147	31,907	2,645	909	716	985	792	967	780	42,413	38,338	49,457	44,766	49,466	45,415	36	1,969	119	72	65
Plumbing, paint, electrical stores	23	4,119	761	246	228	253	240	273	254	12,753	12,383	16,006	15,918	16,380	15,907	62	2,394	358	178	153
Hardware stores	60	10,011	1,050	412	371	432	394	419	377	18,952	18,257	20,067	19,419	19,965	19,275	118	5,256	249	143	121
Farm equipment dealers	158	38,273	3,338	1,094	1,052	1,138	1,105	1,121	1,078	65,705	64,179	71,743	70,037	69,347	67,877	47	2,607	184	100	89
Drug and proprietary stores	50	7,301	853	393	328	395	344	386	324	15,826	14,524	16,560	15,543	15,857	14,739	153	7,727	596	410	294
Drug stores	50	7,301	853	393	328	395	344	386	324	15,826	14,524	16,560	15,543	15,857	14,739	131	6,821	529	353	262
Proprietary stores	...	...	...	...	...	...	...	...	...	...	...	...	...	...	...	22	906	67	57	32
Liquor stores	112	(x)	(x)	(x)	(x)	(x)	(x)	(x)	(x)	(x)	(x)	(x)	(x)	(x)	(x)	2	(x)	(x)	(x)	(x)
Second-hand stores	6	(x)	(x)	(x)	(x)	(x)	(x)	(x)	(x)	(x)	(x)	(x)	(x)	(x)	(x)	67	(x)	(x)	(x)	(x)
Other retail stores	162	(x)	(x)	(x)	(x)	(x)	(x)	(x)	(x)	(x)	(x)	(x)	(x)	(x)	(x)	437	(x)	(x)	(x)	(x)
Fuel, fuel oil dealers	19	2,421	346	141	138	133	130	159	142	7,329	7,240	6,961	6,946	7,740	7,460	45	2,184	209	114	80
Ice dealers	2	(x)	(x)	(x)	(x)	(x)	(x)	(x)	(x)	(x)	(x)	(x)	(x)	(x)	(x)	3	(x)	(x)	(x)	(x)
Feed, farm, garden supply stores	59	12,461	846	339	307	326	303	330	304	15,564	14,807	15,459	14,939	15,967	15,495	42	1,844	98	61	42
Jewelry stores	22	1,780	253	73	68	77	71	77	71	4,247	4,134	4,477	4,315	4,586	4,442	96	2,663	247	120	101
Book, stationery stores	3	422	64	26	25	25	25	29	28	1,124	1,115	1,144	1,144	1,305	1,295	21	835	91	53	41
Sporting goods stores, bicycle stores	8	782	87	37	33	39	36	37	34	1,837	1,695	2,084	2,004	1,990	1,958	51	1,534	89	51	40
Florists	4	(x)	(x)	(x)	(x)	(x)	(x)	(x)	(x)	(x)	(x)	(x)	(x)	(x)	(x)	44	(x)	(x)	(x)	(x)
Cigar stores and stands	8	260	48	27	27	31	31	30	30	932	932	1,114	1,114	1,100	1,100	5	181	35	22	20
News dealers, newsstands	3	155	13	7	7	8	8	7	7	186	186	206	206	198	198	11	174	16	15	10
Gift, novelty, souvenir stores	4	(x)	(x)	(x)	(x)	(x)	(x)	(x)	(x)	(x)	(x)	(x)	(x)	(x)	(x)	24	(x)	(x)	(x)	(x)
Music stores	9	1,324	131	46	40	45	39	45	39	2,357	2,237	2,528	2,408	2,665	2,545	14	504	33	21	15
All other retail stores	21	1,886	351	123	115	115	109	122	114	6,332	6,216	6,149	6,052	6,270	6,161	81	1,848	201	114	95

See footnotes at end of table.

Table 13D.—PAID EMPLOYEES AND WEEKLY PAY ROLL FOR SELECTED WORKWEEKS FOR LARGE STORES AND MULTIUNITS—STATE, BY KIND OF BUSINESS: 1948[1]—Continued

ILLINOIS

STORES, SALES, ANNUAL PAY ROLL, AND PAID EMPLOYEES AND WEEKLY PAY ROLL

[See text for explanatory material]

Kind of business	Large stores and multiunits															Small single-unit stores				
	Stores	Sales, entire year	Pay roll, entire year	Paid employees, workweek ended nearest—						Pay roll, workweek ended nearest—						Stores	Sales, entire year	Pay roll, entire year	Paid employees, workweek ended nearest Nov. 15	
				March 15		July 15		Nov 15		March 15		July 15		Nov. 15						
				Total	Full workweek	Total	Full workweek	Total	Full workweek	Total	Full workweek	Total	Full workweek	Total	Full workweek				Total	Full workweek
	(Number)	(Thousand dollars)	(Thousand dollars)	(Number)	(Number)	(Number)	(Number)	(Number)	(Number)	(Dollars)	(Dollars)	(Dollars)	(Dollars)	(Dollars)	(Dollars)	(Number)	(Thousand dollars)	(Thousand dollars)	(Number)	(Number)
State, total	23,300	6,426,659	791,166	319,989	258,811	316,035	262,274	346,173	274,497	13,984,699	12,977,677	14,756,188	13,688,316	15,599,816	14,304,326	80,105	2,378,598	188,522	128,320	91,190
Food group	5,425	1,237,811	102,939	44,711	32,714	43,699	33,107	45,020	32,753	1,876,431	1,686,521	1,948,420	1,760,163	2,002,051	1,800,101	21,902	679,739	29,454	21,178	13,782
Grocery stores, without fresh meat	709	92,629	6,146	3,301	2,096	2,934	2,052	2,918	1,876	123,124	105,488	114,448	97,506	110,779	95,022	5,641	135,827	2,572	2,342	1,336
Grocery stores, with fresh meat	3,248	918,313	63,248	28,860	19,927	28,137	20,634	30,046	20,840	1,159,970	1,021,680	1,181,868	1,056,905	1,250,817	1,103,760	9,358	351,269	10,369	8,218	5,278
Meat markets, fish markets	528	72,902	5,884	1,926	1,656	1,936	1,683	1,987	1,689	107,339	102,368	110,464	105,521	117,044	111,037	1,513	61,537	2,856	1,416	1,022
Fruit stores, vegetable markets	41	4,020	343	145	93	177	115	158	104	5,809	4,933	7,223	6,219	6,269	5,330	454	11,158	450	395	246
Candy, nut, confectionery stores	351	27,868	3,999	2,159	1,518	2,356	1,516	2,172	1,477	69,351	57,443	76,343	57,413	70,551	57,946	2,009	29,071	1,797	1,817	976
Dairy products stores, milk dealers	228	86,019	16,386	5,570	5,283	5,266	4,831	4,780	4,451	295,108	289,290	325,400	316,372	302,582	295,852	490	16,406	1,140	834	539
Bakery products stores	225	19,701	3,957	1,908	1,404	1,934	1,433	1,987	1,472	72,617	65,004	76,957	68,236	78,422	70,237	1,340	45,695	4,381	5,392	3,961
Egg, poultry dealers	47	5,667	352	141	109	166	116	193	124	4,983	4,539	5,659	4,963	6,406	5,524	281	8,475	339	302	150
All other food stores	48	10,692	2,624	701	628	793	727	779	715	38,130	35,796	50,058	47,028	58,681	55,393	816	20,301	550	462	266
Eating and drinking places	2,186	287,235	76,003	37,201	32,008	40,224	34,199	39,535	34,131	1,386,295	1,295,611	1,541,371	1,422,801	1,514,536	1,417,954	22,437	551,146	72,100	53,156	39,730
Eating places	1,540	228,222	62,179	31,584	26,940	34,282	28,896	33,553	28,793	1,131,615	1,051,635	1,270,953	1,163,949	1,239,456	1,155,516	8,733	200,088	33,614	29,679	22,153
Drinking places	646	59,013	13,824	5,617	5,068	5,942	5,303	5,982	5,338	254,680	243,976	270,418	258,852	275,080	262,438	13,704	351,058	38,486	23,477	17,567
General stores	59	9,113	621	369	291	367	300	382	292	11,350	9,959	11,748	10,498	12,079	10,364	308	11,084	384	377	246
General merchandise group	1,109	1,449,544	211,774	101,359	76,638	94,053	74,127	118,062	84,153	3,570,529	3,192,680	3,730,402	[illegible]	4,295,804	[illegible]	1,417	42,783	2,738	2,527	1,534
Department stores	182	1,204,376	175,731	77,939	62,470	72,745	60,137	91,881	68,691	2,948,875	[illegible]	3,100,157	[illegible]	3,594,609	[illegible]	...	...	...	...	...
Dry goods, general merchandise stores	437	124,866	14,947	7,466	5,661	7,314	5,612	8,335	6,005	254,522	230,993	261,091	236,444	284,566	254,401	872	28,191	1,649	1,284	952
Variety stores	490	120,302	21,096	15,954	8,502	13,994	8,378	17,846	9,457	367,132	285,124	369,154	295,783	421,629	326,270	545	14,592	1,089	1,243	682
Apparel group	2,759	560,168	79,538	31,870	23,927	29,854	23,310	33,993	25,390	1,402,092	1,272,057	1,370,771	1,263,829	1,537,846	1,394,360	5,020	156,200	12,513	7,815	5,209
Men's, boys' clothing, furnishings stores	586	112,163	15,065	4,545	3,646	4,435	3,673	4,901	3,865	244,125	228,304	248,052	232,966	267,409	248,552	976	39,180	2,454	1,365	926
Family clothing stores	261	125,212	19,424	8,017	5,967	6,782	5,438	8,025	6,042	373,891	333,242	334,712	308,328	381,102	341,353	307	10,805	697	501	[illegible]
Women's ready-to-wear stores	768	181,795	24,361	11,273	8,603	10,779	8,346	12,443	9,403	427,552	386,910	428,206	388,007	494,455	446,466	1,135	37,066	2,761	2,179	1,354
Millinery stores	138	4,472	890	569	362	402	300	549	357	16,474	13,530	17,234	11,654	18,187	15,135	386	5,187	630	496	301
Other apparel accessory, specialty stores	184	20,490	2,396	1,181	671	1,230	732	1,356	758	42,570	34,087	45,405	37,256	48,104	39,141	504	12,064	805	593	354
Shoe stores	637	80,126	10,029	4,131	2,716	4,111	2,848	4,334	2,769	169,965	151,330	180,164	161,868	181,508	160,161	747	25,044	1,756	900	642
Custom tailors	49	7,827	2,404	638	624	557	546	641	629	44,331	44,094	37,501	37,356	45,367	45,114	337	8,198	1,584	616	561
Furriers, fur shops	75	22,980	4,305	1,170	1,099	1,226	1,174	1,365	1,314	70,857	69,112	77,103	75,734	88,403	87,007	186	7,122	1,010	447	366
All other apparel stores	61	5,103	664	346	239	332	253	374	253	12,327	11,550	12,344	11,028	13,313	11,431	442	11,534	816	578	377
Furniture, furnishings, appliance group	1,544	312,932	43,947	14,269	13,367	14,754	13,809	14,961	13,909	794,513	777,942	870,067	850,607	851,519	830,016	3,071	95,433	8,230	4,497	3,492
Furniture stores	657	158,543	21,403	6,379	5,947	6,500	6,349	6,761	6,231	378,082	370,358	398,419	389,526	414,494	404,354	723	28,210	2,148	1,121	893
Floor covering, drapery stores	138	24,290	4,742	1,378	1,311	1,425	1,341	1,392	1,308	90,454	88,906	96,871	94,137	93,325	90,337	347	11,498	1,367	737	573
Other home furnishing stores	77	13,968	3,701	1,981	1,949	2,180	2,148	2,131	2,096	74,914	72,363	84,218	83,613	77,287	76,712	574	9,558	1,272	643	495
Household appliance stores	580	88,491	11,999	3,884	3,559	4,018	3,686	3,982	3,624	216,953	211,236	252,721	246,574	222,969	216,177	1,016	35,019	2,758	1,581	[illegible]
Radio stores	92	22,640	2,102	647	601	631	585	695	650	36,110	35,079	37,838	36,757	43,444	42,436	411	10,548	685	415	291
Automotive group	2,854	1,184,898	110,479	29,164	27,595	30,906	29,628	31,744	30,311	1,914,620	1,882,831	2,114,824	2,079,265	2,178,715	2,135,264	1,788	69,592	4,628	2,565	2,161
Motor vehicle (new and used) dealers	2,047	1,002,165	97,979	25,413	24,128	26,766	25,878	27,648	26,609	1,690,140	1,664,018	1,856,154	1,826,734	1,934,034	[illegible]	462	25,965	1,841	1,055	844
Motor vehicle (used) dealers	408	123,624	4,896	1,208	1,144	1,302	1,287	1,311	1,242	85,913	84,070	96,604	94,487	90,722	[illegible]	448	17,821	619	352	278
Tire, battery, accessory dealers	329	43,968	6,144	2,145	1,942	2,336	2,061	2,369	2,093	111,689	108,154	134,640	129,147	126,337	122,001	708	20,588	1,918	1,032	[illegible]
All other automotive dealers	70	15,141	1,460	398	381	442	400	417	367	26,878	26,593	29,376	28,247	27,019	25,962	170	5,218	250	126	[illegible]
Gasoline service stations	1,106	134,583	14,142	5,466	4,694	5,667	4,348	5,303	4,438	260,444	245,078	[illegible]	262,991	285,292	267,651	8,058	257,922	15,129	9,818	[illegible]
Lumber, building, hardware group	2,534	551,300	62,052	20,150	18,529	21,459	19,334	21,227	19,586	1,067,828	[illegible]	1,208,716	1,173,334	1,196,804	1,154,850	3,662	137,602	11,166	5,485	[illegible]
Lumber yards, building materials dealers	1,079	289,592	33,049	9,642	8,864	10,491	9,640	10,349	9,487	556,520	534,257	625,821	605,360	629,278	604,053	348	17,493	1,641	[illegible]	[illegible]
Plumbing, paint, electrical stores	242	38,690	7,763	2,316	2,065	2,515	2,369	2,431	2,280	125,348	120,487	163,014	159,181	146,709	143,088	1,071	33,912	3,917	[illegible]	[illegible]
Hardware stores	398	79,975	10,743	3,937	3,517	4,023	3,662	4,097	3,623	185,601	179,321	200,793	193,517	199,621	191,175	1,752	54,316	3,840	2,230	[illegible]
Farm equipment dealers	765	143,043	10,497	4,255	4,083	4,430	4,263	4,410	4,196	200,359	196,857	219,088	215,281	221,196	216,534	491	26,881	[illegible]	1,331	[illegible]
Drug and proprietary stores	861	156,907	23,637	11,183	7,818	12,031	8,515	11,556	8,076	420,558	360,439	458,342	392,093	445,545	382,785	2,433	102,860	[illegible]	[illegible]	[illegible]
Drug stores	814	148,819	22,355	10,509	7,325	11,292	7,941	10,849	7,545	400,390	343,323	437,044	373,113	424,859	364,513	2,113	91,836	[illegible]	[illegible]	[illegible]
Proprietary stores	47	8,088	1,282	674	493	739	574	707	531	20,168	17,616	21,298	18,980	20,686	18,272	320	11,024	[illegible]	737	[illegible]
Liquor stores	604	80,617	8,069	2,691	2,336	2,764	2,395	2,833	2,457	153,053	145,919	148,969	141,639	159,142	151,451	1,464	[illegible]	[illegible]	2,389	[illegible]
Second-hand stores	58	4,428	731	240	227	243	212	238	215	13,420	13,166	13,527	12,566	12,400	12,277	[illegible]	[illegible]	1,014	580	[illegible]
Other retail stores	2,201	447,123	57,233	21,316	18,667	20,919	17,890	20,759	18,286	1,113,567	1,059,048	1,051,648	1,007,420	1,107,583	1,054,093	7,310	196,682	16,967	10,426	[illegible]
Fuel, fuel oil dealers	517	165,186	20,351	7,394	6,313	6,314	5,531	6,633	5,714	421,372	390,942	359,326	337,667	373,036	345,042	[illegible]	[illegible]	[illegible]	1,631	[illegible]
Ice dealers	22	2,661	880	247	223	349	311	272	246	13,012	12,437	18,859	17,853	14,287	13,632	[illegible]	[illegible]	[illegible]	157	11
Feed, farm, garden supply stores	357	82,395	4,378	1,967	1,769	1,839	1,685	1,779	1,639	90,585	87,108	87,123	84,393	86,819	83,707	[illegible]	34,128	866	[illegible]	[illegible]
Jewelry stores	322	54,262	8,708	2,495	2,265	2,480	2,273	2,625	2,377	154,390	150,335	155,608	151,526	163,400	158,652	1,044	[illegible]	2,871	1,260	[illegible]
Book, stationery stores	125	35,214	7,021	3,153	2,909	3,063	2,903	3,146	2,873	145,179	141,663	138,862	[illegible]	[illegible]	[illegible]	[illegible]	[illegible]	[illegible]	[illegible]	[illegible]
Sporting goods stores, bicycle stores	[illegible]	12,284	1,181	574	524	600	546	635	570	28,153	27,126	29,040	28,008	31,313	[illegible]	[illegible]	[illegible]	[illegible]	[illegible]	[illegible]
Florists	116	9,151	1,672	616	561	611	584	627	562	30,034	28,907	30,755	29,547	31,267	[illegible]	[illegible]	[illegible]	[illegible]	[illegible]	[illegible]
Cigar stores and stands	[illegible]	17,381	1,772	812	629	775	639	850	638	32,635	30,189	33,641	31,688	33,519	[illegible]	[illegible]	11,715	[illegible]	[illegible]	[illegible]
News dealers, newsstands	82	7,302	915	614	521	652	595	699	386	16,717	14,199	16,542	14,199	17,587	14,017	[illegible]	[illegible]	[illegible]	[illegible]	[illegible]
Gift, novelty, souvenir stores	[illegible]	3,390	479	253	130	238	188	258	189	8,507	7,567	8,544	[illegible]	9,250	[illegible]	[illegible]	[illegible]	[illegible]	[illegible]	[illegible]
Music stores	82	14,347	3,130	1,040	936	1,002	408	1,782	976	59,297	57,316	57,478	55,617	64,201	62,197	[illegible]	[illegible]	[illegible]	[illegible]	[illegible]
All other retail stores	272	37,954	6,101	2,106	1,958	2,100	1,976	2,253	2,116	113,681	111,259	115,365	113,135	126,443	123,913	1,361	33,156	[illegible]	[illegible]	[illegible]

See footnotes at end of table.

Table 13D.—PAID EMPLOYEES AND WEEKLY PAY ROLL FOR SELECTED WORKWEEKS FOR LARGE STORES AND MULTIUNITS: STATE, BY KIND OF BUSINESS, 1948[1]—Continued

INDIANA

STORES, SALES, ANNUAL PAY ROLL, AND PAID EMPLOYEES AND WEEKLY PAY ROLL

[See text for explanatory material]

Large stores and multiunits

Kind of business	Stores (Number)	Sales, entire year (Thousand dollars)	Pay roll, entire year (Thousand dollars)	Paid employees, workweek ended nearest March 15: Total (Number)	March 15: Full work week (Number)	July 15: Total (Number)	July 15: Full workweek (Number)	Nov 15: Total (Number)	Nov 15: Full workweek (Number)	Pay roll, workweek ended nearest March 15: Total (Dollars)	March 15: Full workweek (Dollars)	July 15: Total (Dollars)	July 15: Full workweek (Dollars)	Nov. 15: Total (Dollars)	Nov. 15: Full workweek (Dollars)
State, total	[illegible]	[illegible]	[illegible]	[illegible]	[illegible]	114,522	101,754	127,681	104,839	[illegible]	4,594,278	5,243,536	4,327,256	5,379,449	[illegible]
Food group	[illegible]	[illegible]	35,938	16,846	12,247	16,787	12,927	17,399	12,902	669,724	602,564	698,253	634,542	712,414	644,118
Grocery stores, without fresh meat	111	14,377	916	501	333	497	358	516	366	16,844	14,711	17,878	15,964	17,942	[illegible]
Grocery stores, with fresh meat	1,577	392,674	23,622	[illegible]	8,228	11,982	8,757	12,566	8,757	433,687	[illegible]	451,940	398,415	464,215	436,271
Meat markets, fish markets	[illegible]	17,455	1,444	538	456	561	472	624	475	[illegible]	23,834	25,462	23,544	27,475	25,354
Fruit stores, vegetable markets	22	[illegible]	139	57	41	46	67	74	52	1,844	1,630	2,897	2,515	2,415	2,100
Candy, nut, confectionery stores	[illegible]	4,379	745	413	321	410	326	458	367	14,400	13,541	13,519	11,639	15,642	13,187
Dairy products stores, milk dealers	33	31,822	6,256	2,055	1,400	2,183	2,008	2,077	1,396	116,322	114,476	125,831	123,239	122,746	120,416
Bakery products stores	37	4,112	938	453	344	471	409	491	429	23,927	23,196	25,346	24,682	25,058	24,371
Egg, poultry dealers	15	2,409	134	71	57	68	52	74	61	2,531	2,238	2,672	2,368	2,825	2,476
All other food stores	31	7,952	1,741	549	517	531	498	528	502	33,614	33,173	32,709	32,177	34,791	33,867
Eating and drinking places	[illegible]	57,537	13,645	8,096	6,746	8,885	7,391	8,731	7,237	245,499	226,990	277,649	256,399	272,082	251,652
Eating places	512	45,215	11,424	6,968	5,742	7,740	6,374	7,564	6,198	202,530	187,001	233,400	215,272	227,650	209,421
Drinking places	139	12,322	2,221	1,129	1,004	1,145	1,017	1,167	1,039	42,967	39,484	44,249	41,127	44,432	41,741
General stores	36	6,546	354	232	176	221	178	220	171	6,145	5,395	6,793	6,169	6,188	5,535
General merchandise group	548	345,968	59,914	30,733	23,938	29,366	23,716	35,225	26,383	1,008,285	911,532	1,065,307	970,442	1,161,165	1,031,747
Department stores	[illegible]	279,124	[illegible]	19,922	16,212	19,083	16,496	22,192	18,252	745,493	684,985	792,748	732,852	841,326	759,125
Dry goods, general merchandise stores	[illegible]	47,243	5,376	2,395	2,158	3,118	2,222	3,592	2,401	88,476	80,269	95,766	84,694	106,692	94,114
Variety stores	[illegible]	69,501	17,478	7,416	4,369	7,165	4,997	9,441	5,730	174,316	146,279	176,793	152,896	213,147	178,540
Apparel group	[illegible]	183,343	22,353	10,695	8,257	10,147	8,157	11,326	8,616	397,668	365,034	390,581	361,909	423,755	387,552
Men's, boys' clothing, furnishings stores	[illegible]	38,220	4,637	1,705	1,355	1,628	1,333	1,795	1,387	80,165	75,073	79,894	75,176	83,763	77,599
Family clothing stores	117	28,194	3,563	1,559	1,285	1,509	1,284	1,767	1,387	59,506	56,606	60,575	57,829	67,915	[illegible]
Women's ready-to-wear stores	[illegible]	77,646	3,233	5,025	3,993	4,733	3,895	5,269	4,141	172,266	157,321	163,324	150,573	180,883	165,088
Millinery stores	33	1,102	188	164	96	118	90	141	99	4,188	3,570	3,522	3,332	4,069	3,594
Other apparel accessory, specialty stores	[illegible]	3,783	425	199	123	190	120	207	118	7,907	6,466	7,705	6,305	8,140	6,347
Shoe stores	[illegible]	28,099	3,389	1,672	1,080	1,595	1,100	1,722	1,107	58,845	51,986	60,505	54,278	61,296	54,311
Custom tailors	[illegible]	[illegible]	144	53	47	53	47	50	43	2,251	2,220	2,182	2,147	2,131	2,082
Furriers, fur shops	11	3,575	434	135	118	155	141	186	171	6,132	5,629	7,150	6,767	9,199	8,913
All other apparel stores	[illegible]	2,154	340	183	161	166	147	129	163	6,408	6,163	5,724	5,502	6,358	6,112
Furniture, furnishings, appliance group	776	132,786	21,840	7,337	6,909	7,529	7,127	7,662	7,232	386,816	377,797	421,836	412,790	412,294	403,566
Furniture stores	386	82,619	12,447	4,073	3,896	4,113	3,970	4,180	4,022	221,080	217,544	231,872	229,123	232,286	229,223
Floor covering, drapery stores	[illegible]	6,889	1,321	398	373	414	393	401	380	23,081	22,407	24,146	23,549	25,156	24,561
Other home furnishing stores	25	5,868	2,380	306	891	916	898	916	896	49,985	49,850	50,684	50,595	[illegible]	[illegible]
Household appliance stores	[illegible]	35,592	5,486	1,393	1,688	2,026	1,808	2,097	1,874	88,997	84,426	111,636	106,058	101,402	96,147
Radio stores	17	1,813	206	67	61	60	58	68	60	3,673	3,570	3,498	3,465	3,773	3,687
Automotive group	1,641	543,715	50,805	15,327	14,789	16,138	15,520	16,681	15,993	870,971	859,589	951,498	937,568	989,631	973,987
Motor vehicle (new and used) dealers	1,147	448,866	44,177	13,128	12,758	13,684	13,292	14,280	13,825	756,082	747,373	817,050	806,802	860,629	849,147
Motor vehicle (used) dealers	210	54,790	1,944	535	510	613	579	606	568	32,560	31,921	38,340	37,452	37,085	36,008
Tire, battery, accessory dealers	230	28,606	3,931	1,464	1,329	1,584	1,418	1,562	1,384	69,375	67,541	80,367	77,989	77,373	74,697
All other automotive dealers	54	11,453	753	230	192	257	231	233	216	12,954	12,754	15,741	15,325	14,544	14,135
Gasoline service stations	523	50,966	5,264	2,230	1,973	2,381	2,101	2,364	2,075	95,695	90,992	104,949	99,426	104,095	99,048
Lumber, building, hardware group	1,427	290,496	35,275	12,469	11,503	13,486	12,605	13,083	12,066	598,685	579,442	679,982	658,776	648,895	625,470
Lumber yards, building materials dealers	609	139,872	17,568	5,943	5,514	6,512	6,069	6,295	5,824	295,916	286,204	333,888	321,827	315,798	303,783
Plumbing, paint, electrical stores	163	19,863	4,309	1,332	1,180	1,557	1,461	1,421	1,309	70,809	68,209	91,393	89,305	84,795	81,487
Hardware stores	246	54,463	7,138	2,731	2,505	2,848	2,654	2,852	2,584	120,064	116,626	133,405	130,052	129,578	125,190
Farm equipment dealers	409	76,298	6,260	2,463	2,304	2,569	2,421	2,515	2,349	111,896	108,403	121,296	117,592	118,724	115,010
Drug and proprietary stores	416	67,293	8,834	5,204	3,349	5,305	3,442	5,329	3,414	196,944	157,202	200,699	155,561	202,007	158,592
Drug stores	399	65,976	8,646	5,077	3,256	5,171	3,346	5,207	3,321	187,951	148,543	197,414	152,722	198,849	155,781
Proprietary stores	17	1,317	188	127	93	134	96	122	93	8,993	8,659	3,285	2,839	3,158	2,811
Liquor stores	75	5,198	414	179	163	178	161	181	165	7,696	7,495	7,736	7,513	7,901	7,689
Second-hand stores	34	1,844	297	134	133	133	129	153	144	5,311	5,299	5,740	5,662	6,033	5,831
Other retail stores	1,175	246,903	23,123	9,091	8,289	8,968	8,300	9,327	8,441	418,605	404,947	432,513	420,499	431,889	418,063
Fuel, fuel oil dealers	260	43,614	5,535	2,311	2,095	2,108	1,967	2,125	1,989	107,994	103,182	102,329	98,698	101,966	98,896
Ice dealers	11	1,793	585	158	158	184	184	158	157	10,114	10,114	12,231	12,231	10,396	10,363
Feed, farm, garden supply stores	464	140,439	7,711	3,106	2,950	3,158	3,016	3,105	2,968	141,883	138,922	152,628	149,607	145,182	142,334
Jewelry stores	125	20,593	3,495	1,071	999	1,074	998	1,206	1,093	56,716	55,609	57,971	56,987	62,741	60,706
Book, stationery stores	37	8,113	1,527	674	558	630	556	710	593	26,537	24,857	27,358	26,024	29,155	27,373
Sporting goods stores, bicycle stores	26	4,563	528	189	178	196	186	205	193	8,268	8,081	8,746	8,564	9,545	9,303
Florists	11	1,246	246	107	97	101	91	102	91	4,715	4,522	4,687	4,497	4,440	4,251
Cigar stores and stands	52	8,527	456	211	185	221	190	210	174	8,892	8,537	11,379	10,954	9,150	8,622
News dealers, newsstands	20	1,697	222	187	89	187	89	188	90	4,277	3,621	4,214	3,543	4,255	3,611
Gift, novelty, souvenir stores	11	823	142	69	56	85	62	239	99	2,530	2,303	2,820	2,480	5,068	4,056
Music stores	30	4,225	670	263	224	246	218	269	229	12,039	11,170	11,576	10,918	11,929	11,103
All other retail stores	123	11,265	2,006	745	700	778	743	810	765	34,640	34,029	36,574	35,996	38,062	37,445

Small single unit stores

Kind of business	Stores (Number)	Sales, entire year (Thousand dollars)	Pay roll, entire year (Thousand dollars)	Paid employees workweek ended nearest Nov 15: Total (Number)	Full workweek (Number)
State, total	36,465	[illegible]	[illegible]	[illegible]	[illegible]
Food group	[illegible]	[illegible]	[illegible]	[illegible]	[illegible]
Grocery stores, without fresh meat	[illegible]	[illegible]	[illegible]	[illegible]	[illegible]
Grocery stores, with fresh meat	[illegible]	[illegible]	[illegible]	[illegible]	[illegible]
Meat markets, fish markets	[illegible]	[illegible]	[illegible]	[illegible]	[illegible]
Fruit stores, vegetable markets	278	[illegible]	[illegible]	[illegible]	[illegible]
Candy, nut, confectionery stores	472	[illegible]	[illegible]	[illegible]	[illegible]
Dairy products stores, milk dealers	[illegible]	[illegible]	[illegible]	34	[illegible]
Bakery products stores	[illegible]	[illegible]	[illegible]	[illegible]	[illegible]
Egg, poultry dealers	[illegible]	2,481	[illegible]	[illegible]	[illegible]
All other food stores	[illegible]	[illegible]	[illegible]	[illegible]	[illegible]
Eating and drinking places	7,373	[illegible]	[illegible]	[illegible]	[illegible]
Eating places	4,512	[illegible]	[illegible]	[illegible]	[illegible]
Drinking places	2,861	[illegible]	[illegible]	[illegible]	[illegible]
General stores	327	11,193	[illegible]	[illegible]	[illegible]
General merchandise group	[illegible]	14,530	1,204	[illegible]	[illegible]
Department stores	...	...	...	...	...
Dry goods, general merchandise stores	361	11,864	[illegible]	[illegible]	[illegible]
Variety stores	279	[illegible]	584	[illegible]	[illegible]
Apparel group	1,464	49,397	3,868	[illegible]	[illegible]
Men's, boys' clothing, furnishings stores	346	[illegible]	[illegible]	[illegible]	[illegible]
Family clothing stores	114	[illegible]	[illegible]	[illegible]	[illegible]
Women's ready-to-wear stores	351	[illegible]	[illegible]	[illegible]	[illegible]
Millinery stores	[illegible]	[illegible]	91	111	[illegible]
Other apparel accessory, specialty stores	72	1,548	[illegible]	136	[illegible]
Shoe stores	243	[illegible]	841	517	[illegible]
Custom tailors	[illegible]	[illegible]	[illegible]	131	[illegible]
Furriers, fur shops	29	1,239	211	[illegible]	[illegible]
All other apparel stores	124	[illegible]	[illegible]	[illegible]	[illegible]
Furniture, furnishings, appliance group	1,568	[illegible]	4,350	2,639	2,111
Furniture stores	414	[illegible]	1,337	[illegible]	[illegible]
Floor covering, drapery stores	112	4,322	494	[illegible]	21
Other home furnishing stores	[illegible]	[illegible]	436	24	[illegible]
Household appliance stores	708	24,093	1,856	1,174	[illegible]
Radio stores	147	2,615	227	[illegible]	11
Automotive group	1,078	44,491	3,173	1,841	1,541
Motor vehicle (new and used) dealers	261	15,920	1,172	[illegible]	[illegible]
Motor vehicle (used) dealers	247	10,318	305	198	148
Tire, battery, accessory dealers	416	13,352	1,432	760	64
All other automotive dealers	154	[illegible]	264	149	113
Gasoline service stations	[illegible]	157,175	8,605	6,200	[illegible]
Lumber, building, hardware group	1,836	71,088	6,408	3,643	[illegible]
Lumber yards, building materials dealers	237	11,202	1,342	739	621
Plumbing, paint, electrical stores	520	15,433	2,131	1,150	898
Hardware stores	792	28,949	[illegible]	1,166	914
Farm equipment dealers	287	15,504	987	588	503
Drug and proprietary stores	1,042	47,059	3,912	3,521	[illegible]
Drug stores	816	40,156	3,459	3,004	1,896
Proprietary stores	226	6,903	453	517	303
Liquor stores	687	20,630	692	492	374
Second-hand stores	369	3,641	331	227	[illegible]
Other retail stores	3,312	95,246	9,328	6,108	[illegible]
Fuel, fuel oil dealers	537	[illegible]	2,318	1,534	1,031
Ice dealers	86	[illegible]	273	162	146
Feed, farm, garden supply stores	374	15,039	757	487	385
Jewelry stores	452	13,672	1,635	823	688
Book, stationery stores	72	1,937	170	155	103
Sporting goods stores, bicycle stores	215	5,450	339	245	156
Florists	298	7,022	951	751	471
Cigar stores and stands	296	5,327	670	452	371
News dealers, newsstands	95	2,306	134	180	86
Gift, novelty, souvenir stores	168	2,014	136	140	81
Music stores	148	3,405	253	174	118
All other retail stores	571	13,778	1,692	1,005	777

See footnotes at end of table.

Table 13D.—PAID EMPLOYEES AND WEEKLY PAY ROLL FOR SELECTED WORKWEEKS FOR LARGE STORES AND MULTIUNITS—STATE, BY KIND OF BUSINESS: 1948[1]—Continued

IOWA

STORES, SALES, ANNUAL PAY ROLL, AND PAID EMPLOYEES AND WEEKLY PAY ROLL

[See text for explanatory material]

Kind of business	Large stores and multiunits															Small single-unit stores				
				Paid employees, workweek ended nearest—						Pay roll, workweek ended nearest—									Paid employees, workweek ended nearest Nov. 15	
				March 15		July 15		Nov. 15		March 15		July 15		Nov. 15						
	Stores	Sales, entire year	Pay roll, entire year	Total	Full workweek	Total	Full workweek	Total	Full workweek	Total	Full workweek	Total	Full workweek	Total	Full workweek	Stores	Sales, entire year	Pay roll, entire year	Total	Full workweek
	(Number)	(Thousand dollars)	(Thousand dollars)	(Number)	(Number)	(Number)	(Number)	(Number)	(Number)	(Dollars)	(Dollars)	(Dollars)	(Dollars)	(Dollars)	(Dollars)	(Number)	(Thousand dollars)	(Thousand dollars)	(Number)	(Number)
State, total	3,698	1,772,172	168,898	75,611	63,606	76,798	65,925	80,530	66,734	3,074,520	2,912,889	3,243,319	3,072,192	3,340,025	3,149,010	25,027	784,052	55,926	46,424	33,047
Food group	1,493	291,407	20,922	10,619	7,809	10,803	8,266	10,965	8,006	380,475	347,994	401,185	367,504	401,359	366,362	5,085	183,449	7,151	6,786	4,237
Grocery stores, without fresh meat	145	15,082	911	542	376	567	402	568	389	17,694	15,350	19,060	17,024	19,095	16,941	1,115	30,506	755	848	444
Grocery stores, with fresh meat	1,141	245,560	15,266	8,152	5,754	8,224	6,073	8,474	5,911	276,558	248,[illegible]	289,798	261,528	291,990	262,103	2,964	125,482	3,707	3,665	2,207
Meat markets, fish markets	46	6,630	438	193	173	195	178	200	173	7,785	7,483	8,045	7,765	8,258	7,856	192	6,356	330	207	157
Fruit stores, vegetable markets	3	590	36	19	15	19	16	16	14	648	611	906	860	630	604	53	1,221	38	52	27
Candy, nut, confectionery stores	44	1,567	187	142	97	131	97	146	102	3,407	2,969	3,310	2,939	3,656	3,145	252	3,842	336	402	209
Dairy products stores, milk dealers	77	15,332	2,634	971	842	1,071	940	983	869	47,578	45,975	52,742	50,595	50,284	48,700	160	5,853	511	415	294
Bakery products stores	20	1,914	478	241	216	246	226	238	219	8,601	8,223	9,155	8,887	9,051	8,781	268	7,415	1,400	1,132	866
Egg, poultry dealers	4	544	22	14	12	13	11	12	11	424	406	423	408	424	419	56	2,350	49	44	23
All other food stores	13	4,188	950	345	324	337	323	328	318	17,780	17,530	17,746	17,498	17,971	17,813	25	424	25	21	10
Eating and drinking places	368	23,901	5,446	3,735	3,023	4,042	3,284	3,833	3,094	102,959	94,190	114,219	104,565	107,299	98,612	6,022	141,694	18,171	17,603	13,018
Eating places	281	19,733	4,654	3,265	2,611	3,571	2,877	3,358	2,682	86,308	78,218	97,759	88,793	90,711	82,634	3,198	74,451	11,741	12,611	9,452
Drinking places	87	4,168	792	470	412	471	407	475	412	16,651	15,972	16,460	15,772	16,588	15,978	2,824	67,243	6,430	4,992	3,566
General stores	53	8,473	604	404	326	415	335	418	329	10,905	9,969	11,305	10,458	11,120	10,220	158	6,233	176	186	119
General merchandise group	453	227,183	30,813	16,691	12,804	16,258	12,989	19,030	13,920	554,898	512,452	576,542	529,078	633,210	573,115	606	20,392	1,160	1,386	823
Department stores	65	141,655	20,224	9,357	7,838	9,410	8,055	10,680	8,583	364,906	345,447	384,027	359,929	421,513	390,554	...	...	...	...	...
Dry goods, general merchandise stores	227	52,683	5,807	3,217	2,470	3,322	2,556	3,678	2,657	100,027	92,853	104,080	[illegible]	111,863	101,914	317	11,334	467	524	316
Variety stores	161	32,845	4,782	4,117	2,496	3,526	2,378	4,672	2,680	89,965	74,152	88,435	73,756	99,834	80,647	289	9,058	693	862	507
Apparel group	603	99,423	11,407	5,649	4,539	5,566	4,662	6,061	4,821	202,003	188,348	206,214	193,677	242,830	226,596	1,078	38,004	2,480	1,898	1,285
Men's, boys' clothing, furnishings stores	173	29,294	3,152	1,165	1,004	1,174	1,027	1,270	1,077	52,874	50,770	54,414	52,304	76,368	73,759	297	13,172	730	476	316
Family clothing stores	36	15,367	1,776	897	742	828	707	947	750	32,617	30,693	31,096	29,681	[illegible]	32,425	93	3,095	169	149	108
Women's ready-to-wear stores	211	37,489	4,009	2,486	2,004	2,437	2,037	2,670	2,141	74,283	68,249	74,560	68,915	83,912	76,950	230	8,390	571	550	357
Millinery stores	27	621	94	85	45	63	43	78	45	1,631	1,226	1,417	1,157	1,702	1,278	39	424	31	39	20
Other apparel accessory, specialty stores	10	530	90	57	17	54	18	57	18	1,706	1,196	1,750	1,173	1,736	1,200	31	862	72	60	43
Shoe stores	121	13,385	1,596	727	511	722	554	750	515	28,566	26,065	29,465	27,048	29,799	27,072	262	8,805	599	387	275
Custom tailors	2	(x)	(x)	(x)	(x)	(x)	(x)	(x)	(x)	(x)	(x)	(x)	(x)	(x)	(x)	44	(x)	(x)	(x)	(x)
Furriers, fur shops	19	2,549	659	218	204	273	262	273	262	9,795	9,648	12,966	12,883	13,590	13,391	12	571	82	59	44
All other apparel stores	4	(x)	(x)	(x)	(x)	(x)	(x)	(x)	(x)	(x)	(x)	(x)	(x)	(x)	(x)	70	(x)	(x)	(x)	(x)
Furniture, furnishings, appliance group	554	76,519	11,117	4,175	3,789	4,196	3,826	4,227	3,817	198,815	191,099	211,883	203,519	206,261	197,592	1,230	38,393	3,011	1,882	1,460
Furniture stores	237	45,363	5,945	2,102	2,007	2,147	2,056	2,179	2,070	97,083	95,578	102,047	100,363	104,218	102,086	342	14,418	909	592	452
Floor covering, drapery stores	19	2,638	403	144	140	151	146	146	140	7,341	7,295	7,778	7,743	7,706	7,663	58	1,606	214	117	106
Other home furnishing stores	11	2,417	1,166	437	436	434	431	434	433	24,867	24,866	25,457	25,449	25,196	25,184	84	1,325	176	94	73
Household appliance stores	276	24,881	3,407	1,417	1,143	1,382	1,121	1,386	1,107	65,508	59,565	72,645	66,188	64,930	58,751	579	19,263	1,524	946	746
Radio stores	11	1,220	196	75	63	77	66	82	67	4,016	3,795	3,956	3,776	4,211	3,908	167	2,381	188	133	83
Automotive group	1,332	388,236	33,764	11,405	10,960	11,886	11,418	12,242	11,716	605,467	596,649	644,773	634,961	671,885	660,572	943	36,768	2,567	1,590	1,324
Motor vehicle (new and used) dealers	1,049	332,723	30,140	10,053	9,709	10,378	10,054	10,771	10,402	539,828	532,587	568,654	561,007	597,187	588,297	329	18,574	1,287	796	698
Motor vehicle (used) dealers	122	33,957	1,253	432	410	479	462	469	435	22,452	22,019	25,492	25,070	25,161	24,445	109	4,853	192	117	95
Tire, battery, accessory dealers	136	16,919	2,071	819	750	913	793	901	790	37,358	36,342	43,319	41,689	43,761	42,181	448	11,306	992	627	494
All other automotive dealers	25	4,637	300	101	91	116	109	101	89	5,829	5,701	7,308	7,195	5,776	5,649	57	2,035	96	56	37
Gasoline service stations	474	42,628	3,635	1,695	1,474	1,721	1,494	1,753	1,494	71,798	68,386	74,425	70,469	75,434	71,339	4,083	110,394	5,407	4,203	2,843
Lumber, building, hardware group	2,137	362,782	32,424	12,445	11,158	13,192	11,891	13,300	11,906	582,003	554,960	644,312	614,134	630,239	599,877	2,459	102,109	7,450	4,615	3,629
Lumber yards, building materials dealers	936	160,563	14,484	5,464	4,728	5,871	5,076	5,839	5,064	248,184	231,501	272,977	254,871	271,276	253,601	187	9,943	663	500	337
Plumbing, paint, electrical stores	127	17,373	3,817	1,201	1,055	1,315	1,254	1,297	1,203	71,977	69,165	94,221	92,195	72,848	70,484	676	21,732	2,782	1,541	1,252
Hardware stores	254	41,911	4,674	1,931	1,705	1,990	1,753	2,130	1,809	82,791	79,032	86,718	81,666	88,114	82,303	1,033	39,465	2,202	1,434	1,115
Farm equipment dealers	820	142,935	9,449	3,849	3,670	4,016	3,808	4,034	3,830	179,051	175,262	190,396	185,402	198,001	193,489	563	30,972	1,803	1,088	896
Drug and proprietary stores	180	30,399	4,017	2,266	1,781	2,421	1,971	2,427	1,894	68,982	63,120	78,244	72,082	78,297	71,701	912	35,641	2,761	2,424	1,923
Drug stores	160	27,118	3,507	1,970	1,575	2,098	1,719	2,103	1,655	61,131	56,272	69,660	64,314	70,178	64,466	696	28,368	2,238	1,943	1,539
Proprietary stores	20	3,281	510	296	206	323	252	324	239	7,851	6,848	8,584	7,768	8,119	7,235	216	7,273	523	481	384
Liquor stores	179	(x)	(x)	(x)	(x)	(x)	(x)	(x)	(x)	(x)	(x)	(x)	(x)	(x)	(x)	9	(x)	(x)	(x)	(x)
Second-hand stores	9	1,048	62	39	35	40	26	34	28	1,158	1,122	1,149	876	1,093	979	233	3,054	263	180	12
Other retail stores	863	(x)	(x)	(x)	(x)	(x)	(x)	(x)	(x)	(x)	(x)	(x)	(x)	(x)	(x)	2,209	(x)	(x)	(x)	(x)
Fuel, fuel oil dealers	107	21,351	2,571	1,008	902	836	780	937	857	58,849	55,469	46,106	44,662	50,775	48,724	267	10,534	1,017	662	501
Ice dealers	13	509	132	48	43	58	54	43	40	2,077	1,993	2,505	2,405	1,992	1,951	48	532	86	92	51
Feed, farm, garden supply stores	454	126,238	5,646	2,631	2,440	2,363	2,185	2,432	2,266	117,159	113,500	108,033	104,460	106,913	103,450	517	20,218	692	518	365
Jewelry stores	68	8,015	1,128	376	362	386	372	417	394	19,825	19,642	20,737	20,604	22,160	21,841	377	10,443	944	578	456
Book, stationery stores	26	8,183	1,580	830	777	936	896	775	734	29,840	29,092	30,827	30,290	29,116	28,518	49	1,336	140	113	77
Sporting goods stores, bicycle stores	11	(x)	(x)	(x)	(x)	(x)	(x)	(x)	(x)	(x)	(x)	(x)	(x)	(x)	(x)	113	(x)	(x)	(x)	(x)
Florists	18	1,804	362	166	158	164	161	161	151	6,274	6,190	6,493	6,462	6,280	6,150	103	3,170	495	347	248
Cigar stores and stands	55	2,595	398	248	180	257	194	256	184	7,039	6,315	7,774	7,035	7,609	6,831	117	2,915	302	218	149
News dealers, newsstands	4	452	47	97	20	97	20	97	20	898	493	898	493	898	493	38	686	35	27	21
Gift, novelty, souvenir stores	2	(x)	(x)	(x)	(x)	(x)	(x)	(x)	(x)	(x)	(x)	(x)	(x)	(x)	(x)	103	(x)	(x)	(x)	(x)
Music stores	33	3,626	468	161	126	168	139	165	136	8,720	8,043	8,795	8,157	9,156	8,608	83	2,654	189	131	91
All other retail stores	74	(x)	(x)	(x)	(x)	(x)	(x)	(x)	(x)	(x)	(x)	(x)	(x)	(x)	(x)	394	(x)	(x)	(x)	(x)

See footnotes at end of table.

Table 13D.—PAID EMPLOYEES AND WEEKLY PAY ROLL FOR SELECTED WORKWEEKS FOR LARGE STORES AND MULTIUNITS STATE, BY KIND OF BUSINESS 1948[1]—Continued

KANSAS

STORES, SALES, ANNUAL PAY ROLL, AND PAID EMPLOYEES AND WEEKLY PAY ROLL

[See text for explanatory material]

Kind of business	Large stores and multiunits: Stores (Number)	Sales, entire year (Thousand dollars)	Pay roll, entire year (Thousand dollars)	Paid employees, workweek ended nearest— March 15: Total (Number)	March 15: Full work week (Number)	July 15: Total (Number)	July 15: Full workweek (Number)	Nov. 15: Total (Number)	Nov. 15: Full workweek (Number)	Pay roll, workweek ended nearest— March 15: Total (Dollars)	March 15: Full workweek (Dollars)	July 15: Total (Dollars)	July 15: Full workweek (Dollars)	Nov. 15: Total (Dollars)	Nov. 15: Full workweek (Dollars)	Small single-unit stores: Stores (Number)	Sales, entire year (Thousand dollars)	Pay roll, entire year (Thousand dollars)	Paid employees, workweek ended nearest Nov 15: Total (Number)	Full workweek (Number)
State, total	[illegible],812	1,127,208	109,215	48,669	41,365	50,202	44,244	52,848	44,680	1,952,515	1,861,633	2,088,953	1,998,971	2,148,956	2,037,787	19,785	562,188	[illegible]	34,345	25,697
Food group	[illegible]	[illegible]	14,574	7,286	5,465	7,274	5,722	7,479	5,577	262,459	238,302	267,770	246,528	274,607	249,031	3,968	133,725	5,357	4,654	3,14[illegible]
Grocery stores, without fresh meat	32	3,175	218	130	97	143	107	128	92	4,715	4,105	4,314	3,853	3,928	3,475	506	[illegible]	[illegible]	276	163
Grocery stores, with fresh meat	928	207,355	12,939	6,528	4,822	6,418	4,992	6,680	4,907	231,809	209,144	235,667	216,040	243,194	219,192	2,878	110,321	3,742	3,272	2,129
Meat markets, fish markets	9	1,151	122	50	45	51	48	52	45	2,240	2,213	2,334	2,296	2,395	2,298	50	1,857	100	59	48
Fruit stores, vegetable markets	1	(x)	(x)	(x)	(x)	(x)	(x)	(x)	(x)	(x)	(x)	(x)	(x)	(x)	(x)	42	(x)	(x)	(x)	(x)
Candy, nut, confectionery stores	14	701	107	58	53	46	42	72	66	2,066	1,980	1,603	1,542	2,570	2,482	165	2,015	[illegible]	[illegible]	[illegible]
Dairy products stores, milk dealers	55	4,334	642	303	248	392	330	333	269	11,130	10,562	13,798	13,028	12,354	11,641	75	2,512	238	154	123
Bakery products stores	4	615	145	80	75	79	75	80	77	2,615	2,547	2,717	2,651	2,731	2,683	166	3,650	678	[illegible]	[illegible]
Egg, poultry dealers	7	681	23	21	11	23	13	21	11	455	356	510	401	459	346	57	1,748	[illegible]	[illegible]	37
All other food stores	5	(x)	(x)	(x)	(x)	(x)	(x)	(x)	(x)	(x)	(x)	(x)	(x)	(x)	(x)	29	(x)	(x)	(x)	(x)
Eating and drinking places	231	14,325	3,412	2,163	1,900	2,540	2,203	2,447	2,143	58,347	54,087	72,436	66,756	67,394	62,975	4,600	83,382	11,367	12,112	[illegible]
Eating places	189	13,190	3,264	2,069	1,813	[illegible]	2,114	2,343	2,052	55,526	51,374	69,533	63,950	64,376	60,112	2,727	52,649	[illegible]	9,821	7,775
Drinking places	42	1,135	148	94	87	96	89	104	91	2,821	2,713	2,903	2,806	3,018	2,863	1,873	30,733	2,544	2,291	1,689
General stores	17	2,374	159	120	98	121	94	121	95	3,154	3,006	3,145	3,000	3,234	3,099	136	[illegible]	154	152	[illegible]
General merchandise group	393	138,188	19,321	10,694	8,216	10,831	8,895	12,743	9,374	337,187	312,413	348,115	324,583	383,346	347,794	396	11,002	662	704	[illegible]
Department stores	46	69,752	10,297	4,779	4,261	4,918	4,458	5,623	4,864	173,904	167,727	179,424	172,845	198,192	188,088	...	...	...	...	...
Dry goods, general merchandise stores	181	40,746	4,611	2,446	1,868	2,645	2,072	2,875	2,039	89,759	83,206	89,840	82,262	95,655	86,091	226	6,920	351	337	237
Variety stores	166	27,690	4,413	3,469	2,087	3,268	2,365	4,245	2,471	73,524	61,480	78,851	69,476	89,499	73,615	170	4,082	311	367	251
Apparel group	419	61,842	7,365	3,527	2,918	3,537	3,005	3,986	3,203	127,180	120,122	131,983	125,003	149,385	139,431	776	26,362	1,671	1,331	[illegible]
Men's, boys' clothing, furnishings stores	87	13,022	1,483	592	499	600	533	632	532	24,717	23,403	26,204	25,124	27,218	25,616	206	8,618	494	336	[illegible]
Family clothing stores	73	18,612	2,357	977	808	1,004	854	1,259	969	37,344	35,590	39,344	37,572	49,546	45,673	93	3,659	196	188	138
Women's ready-to-wear stores	128	19,789	2,157	1,294	1,116	1,283	1,112	1,386	1,182	41,917	39,921	42,303	40,203	46,091	43,722	233	7,354	456	431	316
Millinery stores	15	398	73	56	44	41	39	54	44	1,489	1,345	1,191	1,129	1,536	1,364	27	284	29	28	18
Other apparel accessory, specialty stores	9	859	61	51	24	56	25	65	25	988	847	1,274	879	1,237	973	13	246	12	9	9
Shoe stores	99	8,510	1,018	466	353	467	367	484	358	18,155	16,631	19,003	17,583	18,575	17,057	113	4,549	343	212	163
Custom tailors	2	(x)	(x)	(x)	(x)	(x)	(x)	(x)	(x)	(x)	(x)	(x)	(x)	(x)	(x)	29	(x)	(x)	(x)	(x)
Furriers, fur shops	3	476	193	68	65	70	67	87	84	2,099	2,069	2,242	2,212	4,728	4,698	4	126	7	7	7
All other apparel stores	3	(x)	(x)	(x)	(x)	(x)	(x)	(x)	(x)	(x)	(x)	(x)	(x)	(x)	(x)	58	(x)	(x)	(x)	(x)
Furniture, furnishings, appliance group	441	58,037	8,351	3,163	3,008	3,218	3,071	3,261	3,084	156,131	153,451	169,712	167,036	164,558	161,429	1,011	33,570	2,740	1,660	1,289
Furniture stores	157	27,657	3,344	1,238	1,197	1,246	1,212	1,253	1,195	59,951	59,309	62,041	61,404	63,052	61,750	329	12,583	872	547	428
Floor covering, drapery stores	10	(x)	(x)	(x)	(x)	(x)	(x)	(x)	(x)	(x)	(x)	(x)	(x)	(x)	(x)	50	(x)	(x)	(x)	(x)
Other home furnishing stores	7	977	327	192	192	195	195	193	193	9,577	9,577	9,775	9,775	9,826	9,826	52	746	112	65	[illegible]
Household appliance stores	266	27,591	4,291	1,608	1,499	1,649	1,541	1,685	1,571	79,520	77,590	90,869	88,940	84,779	83,018	516	18,237	1,525	909	717
Radio stores	1	(x)	(x)	(x)	(x)	(x)	(x)	(x)	(x)	(x)	(x)	(x)	(x)	(x)	(x)	64	(x)	(x)	(x)	(x)
Automotive group	1,356	309,476	27,067	9,411	9,145	9,805	9,519	10,050	9,731	486,282	480,725	522,847	516,649	539,760	532,585	1,053	39,394	2,828	1,661	1,416
Motor vehicle (new and used) dealers	822	269,333	23,820	8,286	8,109	8,599	8,416	8,844	8,627	428,779	424,874	458,915	454,795	476,204	471,093	245	14,742	1,151	671	600
Motor vehicle (used) dealers	72	16,748	564	156	149	179	168	181	172	9,102	8,943	10,372	10,132	10,420	10,223	235	8,684	257	179	145
Tire, battery, accessory dealers	143	18,170	2,235	853	780	902	820	914	830	40,916	39,756	45,337	43,842	45,490	43,956	491	13,968	1,241	711	591
All other automotive dealers	19	5,225	448	116	107	125	115	111	102	7,485	7,152	8,223	7,880	7,646	7,313	82	2,000	179	100	80
Gasoline service stations	376	33,146	2,944	1,277	1,150	1,335	1,205	1,348	1,215	54,606	52,231	59,434	56,741	59,490	56,981	3,316	87,980	5,025	3,580	2,601
Lumber, building, hardware group	1,251	208,638	17,585	6,820	6,316	7,261	6,726	7,116	6,565	313,280	301,235	347,440	334,697	344,376	331,559	1,719	65,384	5,537	3,140	2,514
Lumber yards, building materials dealers	557	87,083	6,941	2,632	2,441	2,835	2,616	2,778	2,562	121,698	117,449	136,340	131,667	135,360	130,615	249	10,834	969	555	454
Plumbing, paint, electrical stores	76	11,142	2,064	640	574	707	644	712	647	32,977	31,144	39,194	37,454	41,162	39,338	452	13,327	2,126	1,107	883
Hardware stores	117	18,481	2,022	898	823	912	841	951	848	34,705	33,675	36,797	35,525	38,266	36,355	613	19,331	1,128	746	588
Farm equipment dealers	501	91,332	6,558	2,650	2,478	2,807	2,625	2,675	2,508	123,900	118,967	135,109	130,051	129,588	125,251	405	21,892	1,314	732	589
Drug and proprietary stores	168	23,188	3,087	1,820	1,498	1,923	1,668	1,907	1,555	54,960	51,275	62,125	58,849	60,340	55,582	824	32,038	2,829	2,623	1,750
Drug stores	162	22,990	3,060	1,800	1,486	1,900	1,648	1,884	1,538	54,514	50,901	61,538	58,287	59,723	55,031	600	25,466	2,356	2,127	1,457
Proprietary stores	6	198	27	20	12	23	20	23	17	446	374	587	562	617	551	224	6,572	473	496	293
Liquor stores	...	...	...	...	...	...	...	...	...	...	...	...	...	...	...	...	...	...	...	...
Second-hand stores	20	1,026	234	134	126	131	126	127	121	4,543	4,431	4,534	4,453	4,263	4,167	289	2,786	229	158	123
Other retail stores	382	56,699	5,116	2,254	2,025	2,226	2,010	2,263	2,017	94,386	90,355	99,412	94,676	98,203	93,154	1,697	42,588	3,758	2,570	1,858
Fuel, fuel oil dealers	44	5,461	666	259	234	235	216	264	231	13,099	12,408	11,889	11,325	13,377	12,403	112	3,561	309	235	169
Ice dealers	11	904	346	143	113	194	151	143	110	5,772	5,169	8,925	7,526	5,970	5,205	58	563	91	67	39
Feed, farm, garden supply stores	154	29,964	1,211	683	620	624	561	577	522	25,889	24,435	26,576	24,932	23,933	22,194	302	10,668	355	299	207
Jewelry stores	45	6,413	988	317	301	340	322	364	343	16,448	16,148	18,197	17,783	18,944	18,486	329	7,881	790	471	377
Book, stationery stores	22	3,612	594	275	222	259	219	277	224	9,721	9,173	9,873	9,454	10,321	9,781	66	2,030	213	163	106
Sporting goods stores, bicycle stores	8	1,459	185	66	66	68	68	70	70	2,859	2,859	2,992	2,992	3,248	3,248	97	2,526	183	112	77
Florists	9	599	106	52	42	47	43	55	44	1,987	1,827	2,001	1,950	2,172	1,955	135	3,141	442	316	217
Cigar stores and stands	12	703	60	34	33	36	34	37	36	1,106	1,096	1,075	1,061	1,121	1,110	42	882	86	62	46
News dealers, newsstands	6	143	20	15	12	16	14	16	14	341	324	431	420	439	411	40	790	52	50	34
Gift, novelty, souvenir stores	6	633	91	46	43	38	34	68	58	1,402	1,372	1,182	1,142	1,662	1,587	121	1,339	98	91	58
Music stores	21	3,425	390	171	160	168	161	184	173	7,554	7,448	7,706	7,646	8,143	8,048	62	1,769	125	92	63
All other retail stores	44	3,383	459	193	179	201	187	208	192	8,208	8,096	8,565	8,445	8,873	8,726	333	7,438	1,014	612	465

See footnotes at end of table.

Table 13D.—PAID EMPLOYEES AND WEEKLY PAY ROLL FOR SELECTED WORKWEEKS FOR LARGE STORES AND MULTIUNITS—STATE, BY KIND OF BUSINESS: 1948[1]—Continued

KENTUCKY

STORES, SALES, ANNUAL PAY ROLL, AND PAID EMPLOYEES AND WEEKLY PAY ROLL

[See text for explanatory material]

Kind of business	Large stores and multiunits														Small single-unit stores				
				Paid employees, workweek ended nearest—						Pay roll, workweek ended nearest—									
				March 15		July 15		Nov. 15		March 15		July 15		Nov. 15					
	Stores	Sales, entire year	Pay roll, entire year	Total	Full workweek	Total	Full workweek	Total	Full workweek	Total	Full workweek	Total	Full workweek	Total	Full workweek	Stores	Sales, entire year	Pay roll, entire year	Paid employees, workweek ended nearest Nov. 15
	(Number)	(Thousand dollars)	(Thousand dollars)	(Number)	(Number)	(Number)	(Number)	(Number)	(Number)	(Dollars)	(Dollars)	(Dollars)	(Dollars)	(Dollars)	(Dollars)	(Number)	(Thousand dollars)	(Thousand dollars)	Total (Number)	Full workweek (Number)
State, total	5,076	1,090,330	111,256	52,875	45,306	53,641	46,644	56,039	47,508	1,998,666	1,899,580	2,121,938	2,016,610	2,183,061	2,067,026	24,814	591,757	36,697	30,949	23,401
Food group	1,004	215,937	15,132	7,302	5,699	7,249	5,745	7,457	5,840	272,843	251,434	276,678	254,521	286,486	264,853	10,806	201,532	5,482	5,084	3,434
Grocery stores, without fresh meat	63	6,371	339	180	142	184	144	199	152	6,349	5,915	5,908	5,379	6,799	6,264	5,985	51,943	433	637	346
Grocery stores, with fresh meat	788	180,990	10,798	5,527	4,040	5,380	4,023	5,587	4,107	193,784	173,855	194,326	174,373	201,227	181,319	4,176	135,243	3,650	3,355	2,246
Meat markets, fish markets	44	6,348	389	180	163	174	159	176	159	7,188	6,966	7,398	7,158	7,517	7,265	84	2,872	114	88	66
Fruit stores, vegetable markets	2	(x)	(x)	(x)	(x)	(x)	(x)	(x)	(x)	(x)	(x)	(x)	(x)	(x)	(x)	126	(x)	(x)	(x)	(x)
Candy, nut, confectionery stores	31	1,391	258	117	103	121	107	125	111	4,623	4,484	4,842	4,629	5,191	5,029	174	1,978	187	202	130
Dairy products stores, milk dealers	46	15,620	2,489	901	884	980	944	944	928	45,197	44,982	47,950	47,475	48,422	48,230	43	1,850	180	150	133
Bakery products stores	17	1,358	338	166	153	177	160	183	169	6,098	5,896	6,759	6,425	7,050	6,815	128	3,626	754	501	419
Egg, poultry dealers	7	(x)	(x)	(x)	(x)	(x)	(x)	(x)	(x)	(x)	(x)	(x)	(x)	(x)	(x)	47	(x)	(x)	(x)	(x)
All other food stores	6	2,028	442	184	179	182	177	185	180	8,176	8,097	7,996	7,906	8,709	8,624	43	1,125	51	42	27
Eating and drinking places	315	29,572	6,211	4,015	3,554	4,212	3,777	4,206	3,741	108,096	101,976	115,225	109,007	119,306	112,479	4,091	84,426	11,016	10,936	8,570
Eating places	227	21,020	4,658	3,174	2,801	3,354	3,032	3,318	2,968	80,315	75,729	86,981	82,485	88,667	83,958	2,686	49,222	6,902	7,726	5,989
Drinking places	88	8,552	1,553	841	753	858	745	888	773	27,781	26,247	28,244	26,522	30,639	28,521	1,405	35,204	4,114	3,210	2,581
General stores	125	21,637	1,632	717	688	726	698	727	698	30,274	29,758	31,718	31,179	32,316	31,753	1,250	27,875	445	468	284
General merchandise group	467	168,197	22,143	12,682	9,799	12,444	9,967	14,114	10,585	381,887	350,389	407,604	374,044	430,945	390,840	68	20,377	1,089	1,135	753
Department stores	35	81,306	12,143	5,838	5,031	5,743	5,128	6,317	5,352	209,866	196,885	229,359	215,926	233,497	216,890	...	...	...	...	...
Dry goods, general merchandise stores	291	53,144	5,375	3,054	2,392	3,148	2,448	3,430	2,536	91,636	86,185	96,556	89,678	103,038	95,479	541	16,304	729	711	476
Variety stores	141	33,747	4,625	3,790	2,376	3,553	2,391	4,367	2,697	80,385	67,319	81,689	68,440	94,410	78,471	143	4,073	360	424	277
Apparel group	448	86,962	10,484	5,393	4,478	5,161	4,327	5,714	4,625	187,197	177,395	191,408	181,409	197,603	186,344	849	30,284	2,061	1,585	1,167
Men's, boys' clothing, furnishings stores	70	18,902	2,246	949	835	889	785	987	857	41,131	39,159	38,353	36,967	42,556	41,168	174	8,246	485	313	233
Family clothing stores	112	19,234	1,717	1,001	803	1,002	798	1,143	878	30,717	28,719	30,712	28,715	35,011	32,392	174	6,789	366	334	246
Women's ready-to-wear stores	145	35,232	4,691	2,534	2,146	2,452	2,100	2,718	2,256	82,958	78,362	80,936	76,678	88,625	83,583	193	6,185	381	365	257
Millinery stores	13	611	110	87	66	57	47	69	54	2,428	2,275	1,718	1,613	2,059	1,913	39	429	35	35	22
Other apparel accessory, specialty stores	7	578	97	49	24	48	23	49	23	1,891	1,506	1,886	1,484	1,890	1,484	26	580	33	26	16
Shoe stores	84	10,968	1,418	684	529	620	494	630	466	25,757	24,396	24,523	23,347	23,687	22,357	132	5,199	366	252	186
Custom tailors	4	249	32	11	9	10	9	12	10	526	502	506	492	579	555	49	957	241	129	111
Furriers, fur shops	3	(x)	(x)	(x)	(x)	(x)	(x)	(x)	(x)	(x)	(x)	(x)	(x)	(x)	(x)	11	(x)	(x)	(x)	(x)
All other apparel stores	10	(x)	(x)	(x)	(x)	(x)	(x)	(x)	(x)	(x)	(x)	(x)	(x)	(x)	(x)	51	(x)	(x)	(x)	(x)
Furniture, furnishings, appliance group	334	55,454	7,467	2,922	2,779	3,000	2,858	2,982	2,846	137,653	135,083	145,027	142,503	144,669	142,206	839	29,743	2,344	1,424	1,198
Furniture stores	166	35,083	4,450	1,649	1,583	1,681	1,625	1,680	1,622	81,387	80,241	87,059	86,001	86,512	85,447	353	13,901	918	570	481
Floor covering, drapery stores	10	2,010	452	160	160	164	164	156	156	7,622	7,622	7,981	7,981	7,610	7,610	36	1,559	241	111	101
Other home furnishing stores	7	1,290	481	205	202	210	207	210	208	10,237	10,180	10,421	10,377	10,352	10,340	116	1,842	267	146	124
Household appliance stores	145	16,534	2,024	884	812	921	840	912	838	37,090	35,768	38,169	36,792	38,649	37,308	302	11,894	887	569	478
Radio stores	6	537	60	24	22	24	22	24	22	1,317	1,272	1,397	1,352	1,546	1,501	32	547	31	28	15
Automotive group	803	260,863	22,272	8,126	7,788	8,497	8,135	8,631	8,235	394,009	387,142	427,747	419,331	443,225	433,671	494	20,545	1,573	1,004	845
Motor vehicle (new and used) dealers	630	226,816	19,633	7,117	6,888	7,419	7,185	7,582	7,320	345,630	340,298	373,939	367,913	392,252	385,018	149	8,844	785	508	436
Motor vehicle (used) dealers	63	19,226	880	323	256	328	259	313	249	17,371	16,409	18,752	17,296	17,436	16,220	30	3,456	109	69	63
Tire, battery, accessory dealers	101	(x)	(x)	(x)	(x)	(x)	(x)	(x)	(x)	(x)	(x)	(x)	(x)	(x)	(x)	226	(x)	(x)	(x)	(x)
All other automotive dealers	9	(x)	(x)	(x)	(x)	(x)	(x)	(x)	(x)	(x)	(x)	(x)	(x)	(x)	(x)	29	(x)	(x)	(x)	(x)
Gasoline service stations	195	16,101	1,704	862	781	908	800	924	830	34,905	33,311	37,124	34,817	38,571	36,790	2,451	63,104	3,738	2,364	2,273
Lumber, building, hardware group	609	118,402	12,622	5,323	4,952	5,688	5,338	5,562	5,198	244,370	230,209	279,971	270,671	272,447	262,305	851	34,054	2,705	1,656	1,335
Lumber yards, building materials dealers	233	57,758	7,328	2,927	2,686	3,200	2,954	3,112	2,864	141,245	134,796	166,242	158,759	162,457	154,176	130	5,836	749	438	356
Plumbing, paint, electrical stores	66	6,893	1,311	525	467	554	529	520	491	23,274	22,597	28,614	28,123	25,816	25,390	202	6,600	814	459	409
Hardware stores	163	27,819	2,207	1,035	990	1,035	994	1,050	996	47,015	46,357	49,584	48,828	48,611	47,765	431	17,013	890	579	481
Farm equipment dealers	147	25,932	1,776	836	809	899	861	880	847	32,836	32,459	35,531	34,961	35,563	34,974	88	4,605	252	180	151
Drug and proprietary stores	198	32,237	4,231	2,317	1,934	2,429	2,066	2,371	1,971	77,167	71,894	82,338	77,369	79,830	74,436	596	26,277	2,360	2,050	1,394
Drug stores	179	30,518	4,079	2,232	1,859	2,339	1,986	2,277	1,889	74,510	69,353	79,505	74,682	76,896	71,692	497	23,239	2,131	1,831	1,241
Proprietary stores	19	1,719	152	85	75	90	80	94	82	2,657	2,541	2,833	2,687	2,934	2,744	99	2,978	229	219	153
Liquor stores	155	19,865	760	345	293	363	305	371	314	14,310	13,582	14,852	13,976	15,260	14,361	371	16,580	702	471	381
Second-hand stores	35	1,951	392	197	192	194	184	245	223	6,766	6,882	7,149	6,956	8,469	7,917	261	3,127	222	145	117
Other retail stores	388	63,152	6,206	2,674	2,363	2,770	2,444	2,735	2,402	108,989	104,525	115,097	110,299	113,934	109,071	1,271	33,833	2,960	2,327	1,6
Fuel, fuel oil dealers	62	11,124	1,443	666	584	647	573	662	591	25,663	24,115	25,984	24,614	27,826	26,593	181	6,000	606	447	321
Ice dealers	11	1,190	342	129	117	224	193	124	103	6,260	6,031	9,068	8,620	5,414	5,118	47	365	56	53	36
Feed, farm, garden supply stores	156	31,329	1,552	667	626	710	653	708	663	27,020	26,063	28,968	27,754	28,983	27,825	228	8,218	251	249	188
Jewelry stores	61	7,589	1,152	395	383	397	381	426	395	18,634	18,499	18,337	18,156	19,233	18,890	188	5,454	564	311	266
Book, stationery stores	9	(x)	(x)	(x)	(x)	(x)	(x)	(x)	(x)	(x)	(x)	(x)	(x)	(x)	(x)	28	(x)	(x)	(x)	(x
Sporting goods stores, bicycle stores	7	724	68	41	41	45	45	45	44	1,301	1,301	1,293	1,293	1,418	1,398	57	1,615	109	74	
Florists	8	373	57	35	31	35	31	35	31	1,054	989	1,075	1,004	1,096	1,019	150	3,917	467	243	243
Cigar stores and stands	11	2,479	149	63	58	61	56	62	57	3,548	3,500	3,562	3,516	3,593	3,527	30	440	18	15	14
News dealers, newsstands	10	1,069	178	152	59	149	58	148	57	3,324	2,851	3,343	2,840	3,271	2,833	31	604	46	45	34
Gift, novelty, souvenir stores	11	336	59	22	15	35	27	25	17	783	624	1,359	1,117	876	642	97	1,140	87	92	63
Music stores	12	2,601	479	162	148	161	146	168	149	8,424	8,059	9,692	9,393	9,306	8,880	35	684	41	37	32
All other retail stores	30	(x)	(x)	(x)	(x)	(x)	(x)	(x)	(x)	(x)	(x)	(x)	(x)	(x)	(x)	199	(x)	(x)	(x)	(x)

See footnotes at end of table.

Table 13D.—PAID EMPLOYEES AND WEEKLY PAY ROLL FOR SELECTED WORKWEEKS FOR LARGE STORES AND MULTIUNITS STATE, BY KIND OF BUSINESS 1948—Continued

LOUISIANA

STORES, SALES, ANNUAL PAY ROLL, AND PAID EMPLOYEES AND WEEKLY PAY ROLL

[See text for explanatory material]

Kind of business	Large stores and multiunits														Small single-unit stores				
	Stores	Sales, entire year	Pay roll, entire year	Paid employees, workweek ended nearest—						Pay roll, workweek ended nearest—						Stores	Sales, entire year	Pay roll, entire year	Paid employees, workweek ended nearest Nov. 15	
				March 15		July 15		Nov. 15		March 15		July 15		Nov. 15						
				Total	Full workweek	Total	Full workweek	Total	Full workweek	Total	Full workweek	Total	Full workweek	Total	Full workweek				Total	Full workweek
	(Number)	(Thousand dollars)	(Thousand dollars)	(Number)	(Number)	(Number)	(Number)	(Number)	(Number)	(Dollars)	(Dollars)	(Dollars)	(Dollars)	(Dollars)	(Dollars)	(Number)	(Thousand dollars)	(Thousand dollars)	(Number)	(Number)
State, total	[illegible]	[illegible]	[illegible]	[illegible]	[illegible]	[illegible]	[illegible]	[illegible]	[illegible]	2,302,242	2,224,212	2,358,437	2,275,420	2,404,354	2,345,727	[illegible]	[illegible]	[illegible]	[illegible]	[illegible]
Food group	[illegible]	[illegible]	[illegible]	[illegible]	[illegible]	[illegible]	[illegible]	[illegible]	[illegible]	203,109	195,367	210,596	[illegible]	210,451	210,330	1,522	[illegible]	[illegible]	[illegible]	[illegible]
Grocery stores, without fresh meat	[illegible]	[illegible]	[illegible]	[illegible]	[illegible]	[illegible]	[illegible]	[illegible]	[illegible]	13,325	13,221	14,736	[illegible]	[illegible]	[illegible]	[illegible]	[illegible]	[illegible]	[illegible]	[illegible]
Grocery stores, with fresh meat	[illegible]	[illegible]	[illegible]	[illegible]	[illegible]	[illegible]	[illegible]	[illegible]	[illegible]	144,148	137,719	149,225	141,589	158,701	150,640	1,276	[illegible]	[illegible]	[illegible]	[illegible]
Meat markets, fish markets	[illegible]	[illegible]	[illegible]	[illegible]	[illegible]	[illegible]	[illegible]	[illegible]	[illegible]	6,188	5,888	6,526	5,816	6,581	6,135	406	[illegible]	[illegible]	[illegible]	[illegible]
Fruit stores, vegetable markets	[illegible]	[illegible]	[illegible]	[illegible]	[illegible]	[illegible]	[illegible]	[illegible]	[illegible]	384	384	369	369	369	369	114	[illegible]	[illegible]	[illegible]	[illegible]
Candy, nut, confectionery stores	[illegible]	[illegible]	[illegible]	[illegible]	[illegible]	[illegible]	[illegible]	[illegible]	[illegible]	3,767	3,472	3,009	2,733	3,285	3,011	421	[illegible]	[illegible]	[illegible]	[illegible]
Dairy products stores, milk dealers	[illegible]	[illegible]	[illegible]	[illegible]	[illegible]	[illegible]	[illegible]	[illegible]	[illegible]	13,005	12,897	14,642	14,560	14,700	14,634	26	731	[illegible]	[illegible]	[illegible]
Bakery products stores	[illegible]	[illegible]	[illegible]	[illegible]	[illegible]	[illegible]	[illegible]	[illegible]	[illegible]	6,510	6,420	6,691	6,588	6,937	6,816	136	3,794	[illegible]	[illegible]	[illegible]
Egg, poultry dealers	[illegible]	[illegible]	[illegible]	[illegible]	[illegible]	[illegible]	[illegible]	[illegible]	[illegible]	1,560	1,474	1,247	1,161	1,207	1,151	91	1,947	75	[illegible]	[illegible]
All other food stores	[illegible]	[illegible]	[illegible]	[illegible]	[illegible]	[illegible]	[illegible]	[illegible]	[illegible]	13,572	13,572	14,151	14,151	13,676	13,674	33	676	72	[illegible]	[illegible]
Eating and drinking places	[illegible]	[illegible]	[illegible]	[illegible]	[illegible]	[illegible]	[illegible]	[illegible]	[illegible]	183,729	174,132	177,309	168,319	187,187	176,524	5,552	[illegible]	[illegible]	[illegible]	[illegible]
Eating places	[illegible]	[illegible]	[illegible]	[illegible]	[illegible]	[illegible]	[illegible]	[illegible]	[illegible]	135,638	129,581	130,789	124,848	140,068	132,883	2,479	[illegible]	[illegible]	[illegible]	[illegible]
Drinking places	[illegible]	[illegible]	[illegible]	[illegible]	[illegible]	[illegible]	[illegible]	[illegible]	[illegible]	48,091	44,551	46,520	43,471	47,119	43,641	3,073	[illegible]	[illegible]	[illegible]	[illegible]
General stores	[illegible]	[illegible]	[illegible]	[illegible]	[illegible]	[illegible]	[illegible]	[illegible]	[illegible]	28,771	28,669	29,437	29,152	30,064	29,714	718	21,131	[illegible]	[illegible]	[illegible]
General merchandise group	[illegible]	[illegible]	[illegible]	[illegible]	[illegible]	[illegible]	[illegible]	[illegible]	[illegible]	453,788	426,554	465,405	435,705	523,927	486,133	542	15,091	735	766	[illegible]
Department stores	[illegible]	[illegible]	[illegible]	[illegible]	[illegible]	[illegible]	[illegible]	[illegible]	[illegible]	290,710	279,368	297,923	281,752	333,412	314,760	...	...	...	...	...
Dry goods, general merchandise stores	[illegible]	[illegible]	[illegible]	[illegible]	[illegible]	[illegible]	[illegible]	[illegible]	[illegible]	86,082	81,832	91,189	86,876	103,584	97,894	436	12,949	593	568	[illegible]
Variety stores	[illegible]	[illegible]	[illegible]	[illegible]	[illegible]	[illegible]	[illegible]	[illegible]	[illegible]	76,996	65,354	76,293	67,077	86,931	73,479	106	2,142	142	198	[illegible]
Apparel group	[illegible]	[illegible]	[illegible]	[illegible]	[illegible]	[illegible]	[illegible]	[illegible]	[illegible]	215,509	207,146	204,239	196,428	233,213	224,124	741	24,056	1,611	1,316	[illegible]
Men's, boys' clothing, furnishings stores	[illegible]	[illegible]	[illegible]	[illegible]	[illegible]	[illegible]	[illegible]	[illegible]	[illegible]	39,046	38,524	39,520	38,785	43,659	42,965	126	4,785	318	179	[illegible]
Family clothing stores	[illegible]	[illegible]	[illegible]	[illegible]	[illegible]	[illegible]	[illegible]	[illegible]	[illegible]	66,948	65,747	64,415	63,004	70,064	68,791	185	6,790	386	390	[illegible]
Women's ready-to-wear stores	[illegible]	[illegible]	[illegible]	[illegible]	[illegible]	[illegible]	[illegible]	[illegible]	[illegible]	55,686	52,522	53,983	51,118	63,441	60,385	182	5,845	314	320	[illegible]
Millinery stores	[illegible]	[illegible]	[illegible]	[illegible]	[illegible]	[illegible]	[illegible]	[illegible]	[illegible]	2,640	2,481	2,215	2,199	2,744	2,642	26	553	41	35	[illegible]
Other apparel accessory, specialty stores	[illegible]	[illegible]	[illegible]	[illegible]	[illegible]	[illegible]	[illegible]	[illegible]	[illegible]	2,320	1,925	2,318	1,942	2,575	2,186	13	391	29	23	[illegible]
Shoe stores	[illegible]	[illegible]	[illegible]	[illegible]	[illegible]	[illegible]	[illegible]	[illegible]	[illegible]	41,404	39,094	34,826	32,926	37,727	35,694	99	3,038	209	149	[illegible]
Custom tailors	[illegible]	[illegible]	[illegible]	[illegible]	[illegible]	[illegible]	[illegible]	[illegible]	[illegible]	(x)	(x)	(x)	(x)	(x)	(x)	47	(x)	(x)	(x)	(x)
Furriers, fur shops	[illegible]	[illegible]	[illegible]	[illegible]	[illegible]	[illegible]	[illegible]	[illegible]	[illegible]	(x)	(x)	(x)	(x)	(x)	(x)	2	(x)	(x)	(x)	(x)
All other apparel stores	[illegible]	[illegible]	[illegible]	[illegible]	[illegible]	[illegible]	[illegible]	[illegible]	[illegible]	1,945	1,818	1,949	1,789	1,992	1,886	61	1,241	78	88	[illegible]
Furniture, furnishings, appliance group	[illegible]	[illegible]	[illegible]	[illegible]	[illegible]	[illegible]	[illegible]	[illegible]	[illegible]	191,675	190,128	187,989	186,341	193,519	191,430	662	23,020	1,894	1,268	[illegible]
Furniture stores	[illegible]	[illegible]	[illegible]	[illegible]	[illegible]	[illegible]	[illegible]	[illegible]	[illegible]	111,551	110,759	111,836	111,055	118,512	117,446	243	9,776	701	479	[illegible]
Floor covering, drapery stores	[illegible]	[illegible]	[illegible]	[illegible]	[illegible]	[illegible]	[illegible]	[illegible]	[illegible]	3,974	3,601	3,886	3,513	4,307	3,934	35	1,156	151	99	[illegible]
Other home furnishing stores	[illegible]	[illegible]	[illegible]	[illegible]	[illegible]	[illegible]	[illegible]	[illegible]	[illegible]	14,182	14,076	14,677	14,677	13,871	13,765	90	1,646	232	140	[illegible]
Household appliance stores	[illegible]	[illegible]	[illegible]	[illegible]	[illegible]	[illegible]	[illegible]	[illegible]	[illegible]	61,439	61,163	57,050	56,556	56,235	55,714	246	9,575	747	506	[illegible]
Radio stores	[illegible]	[illegible]	[illegible]	[illegible]	[illegible]	[illegible]	[illegible]	[illegible]	[illegible]	529	529	540	540	594	571	48	867	63	[illegible]	[illegible]
Automotive group	[illegible]	[illegible]	[illegible]	[illegible]	[illegible]	[illegible]	[illegible]	[illegible]	[illegible]	418,403	414,570	444,814	440,801	468,031	461,459	490	21,246	1,480	971	[illegible]
Motor vehicle (new and used) dealers	[illegible]	[illegible]	[illegible]	[illegible]	[illegible]	[illegible]	[illegible]	[illegible]	[illegible]	369,376	366,657	389,679	387,129	412,666	407,915	115	6,601	608	[illegible]	[illegible]
Motor vehicle (used) dealers	[illegible]	[illegible]	[illegible]	[illegible]	[illegible]	[illegible]	[illegible]	[illegible]	[illegible]	14,337	14,085	15,938	15,747	17,157	16,965	129	5,864	156	[illegible]	[illegible]
Tire, battery, accessory dealers	[illegible]	[illegible]	[illegible]	[illegible]	[illegible]	[illegible]	[illegible]	[illegible]	[illegible]	(x)	(x)	(x)	(x)	(x)	(x)	205	(x)	(x)	(x)	(x)
All other automotive dealers	[illegible]	[illegible]	[illegible]	[illegible]	[illegible]	[illegible]	[illegible]	[illegible]	[illegible]	(x)	(x)	(x)	(x)	(x)	(x)	41	(x)	(x)	(x)	(x)
Gasoline service stations	[illegible]	[illegible]	[illegible]	[illegible]	[illegible]	[illegible]	[illegible]	[illegible]	[illegible]	56,816	56,030	61,924	61,146	65,170	64,125	2,044	55,970	4,508	3,630	[illegible]
Lumber, building, hardware group	[illegible]	[illegible]	[illegible]	[illegible]	[illegible]	[illegible]	[illegible]	[illegible]	[illegible]	257,581	245,874	288,343	275,284	274,809	262,120	665	25,864	2,108	1,376	[illegible]
Lumber yards, building materials dealers	[illegible]	[illegible]	[illegible]	[illegible]	[illegible]	[illegible]	[illegible]	[illegible]	[illegible]	171,939	161,578	195,158	183,366	179,066	167,505	157	7,321	692	498	[illegible]
Plumbing, paint, electrical stores	[illegible]	[illegible]	[illegible]	[illegible]	[illegible]	[illegible]	[illegible]	[illegible]	[illegible]	14,848	14,547	15,849	15,544	17,592	17,307	125	4,459	465	284	[illegible]
Hardware stores	[illegible]	[illegible]	[illegible]	[illegible]	[illegible]	[illegible]	[illegible]	[illegible]	[illegible]	36,623	36,135	41,772	41,306	41,606	41,091	349	12,420	784	491	[illegible]
Farm equipment dealers	[illegible]	[illegible]	[illegible]	[illegible]	[illegible]	[illegible]	[illegible]	[illegible]	[illegible]	34,171	33,614	35,564	35,068	36,545	36,217	34	1,664	167	103	[illegible]
Drug and proprietary stores	[illegible]	[illegible]	[illegible]	[illegible]	[illegible]	[illegible]	[illegible]	[illegible]	[illegible]	85,314	81,657	88,947	85,016	89,691	85,485	693	27,634	2,430	2,200	[illegible]
Drug stores	[illegible]	[illegible]	[illegible]	[illegible]	[illegible]	[illegible]	[illegible]	[illegible]	[illegible]	84,442	80,809	88,091	84,194	88,710	84,525	557	22,702	1,979	1,764	[illegible]
Proprietary stores	[illegible]	[illegible]	[illegible]	[illegible]	[illegible]	[illegible]	[illegible]	[illegible]	[illegible]	872	848	856	822	981	960	136	4,932	451	436	[illegible]
Liquor stores	[illegible]	[illegible]	[illegible]	[illegible]	[illegible]	[illegible]	[illegible]	[illegible]	[illegible]	15,481	15,112	15,720	15,307	15,987	15,478	449	12,921	517	439	[illegible]
Second-hand stores	[illegible]	[illegible]	[illegible]	[illegible]	[illegible]	[illegible]	[illegible]	[illegible]	[illegible]	11,373	11,072	8,266	8,043	8,466	7,859	115	1,597	171	127	[illegible]
Other retail stores	[illegible]	[illegible]	[illegible]	[illegible]	[illegible]	[illegible]	[illegible]	[illegible]	[illegible]	180,493	178,201	175,442	172,818	184,341	180,946	1,097	27,024	2,568	1,697	[illegible]
Fuel, fuel oil dealers	[illegible]	[illegible]	[illegible]	[illegible]	[illegible]	[illegible]	[illegible]	[illegible]	[illegible]	48,804	48,181	42,434	41,836	46,843	46,225	30	1,214	142	88	[illegible]
Ice dealers	[illegible]	[illegible]	[illegible]	[illegible]	[illegible]	[illegible]	[illegible]	[illegible]	[illegible]	3,437	3,177	5,027	4,803	3,813	3,631	38	478	52	53	[illegible]
Feed, farm, garden supply stores	[illegible]	[illegible]	[illegible]	[illegible]	[illegible]	[illegible]	[illegible]	[illegible]	[illegible]	21,786	21,083	19,073	18,375	21,860	20,945	145	5,976	262	207	[illegible]
Jewelry stores	[illegible]	[illegible]	[illegible]	[illegible]	[illegible]	[illegible]	[illegible]	[illegible]	[illegible]	41,007	40,863	39,856	39,661	43,059	42,572	197	4,574	438	276	[illegible]
Book, stationery stores	[illegible]	[illegible]	[illegible]	[illegible]	[illegible]	[illegible]	[illegible]	[illegible]	[illegible]	16,996	16,896	17,200	17,106	16,656	16,519	53	1,268	128	86	[illegible]
Sporting goods stores, bicycle stores	[illegible]	[illegible]	[illegible]	[illegible]	[illegible]	[illegible]	[illegible]	[illegible]	[illegible]	5,188	5,143	5,249	5,204	5,822	5,777	61	1,829	137	91	[illegible]
Florists	[illegible]	[illegible]	[illegible]	[illegible]	[illegible]	[illegible]	[illegible]	[illegible]	[illegible]	4,332	4,332	4,300	4,218	4,266	4,184	182	3,529	402	273	[illegible]
Cigar stores and stands	[illegible]	[illegible]	[illegible]	[illegible]	[illegible]	[illegible]	[illegible]	[illegible]	[illegible]	4,273	4,166	4,333	4,164	3,982	3,795	20	323	14	17	[illegible]
News dealers, newsstands	[illegible]	[illegible]	[illegible]	[illegible]	[illegible]	[illegible]	[illegible]	[illegible]	[illegible]	1,263	1,047	1,234	1,018	1,243	1,027	41	653	37	52	[illegible]
Gift, novelty, souvenir stores	[illegible]	[illegible]	[illegible]	[illegible]	[illegible]	[illegible]	[illegible]	[illegible]	[illegible]	1,787	1,782	1,818	1,813	1,821	1,821	76	1,025	64	58	[illegible]
Music stores	[illegible]	[illegible]	[illegible]	[illegible]	[illegible]	[illegible]	[illegible]	[illegible]	[illegible]	13,271	13,265	14,126	14,112	13,641	13,566	50	1,193	127	80	[illegible]
All other retail stores	[illegible]	[illegible]	[illegible]	[illegible]	[illegible]	[illegible]	[illegible]	[illegible]	[illegible]	18,349	18,266	20,792	20,508	21,335	20,884	204	4,962	765	416	[illegible]

See footnotes at end of table.

Table 13D.—PAID EMPLOYEES AND WEEKLY PAY ROLL FOR SELECTED WORKWEEKS FOR LARGE STORES AND MULTIUNITS—STATE, BY KIND OF BUSINESS: 1948[1]—Continued

MAINE

STORES, SALES, ANNUAL PAY ROLL, AND PAID EMPLOYEES AND WEEKLY PAY ROLL

[See text for explanatory material]

Kind of business	Large stores and multiunits														Small single-unit stores				
				Paid employees, workweek ended nearest—						Pay roll, workweek ended nearest—									
				March 15		July 15		Nov. 15		March 15		July 15		Nov. 15					
	Stores	Sales, entire year	Pay roll, entire year	Total	Full workweek	Total	Full workweek	Total	Full workweek	Total	Full workweek	Total	Full workweek	Total	Full workweek	Stores	Sales, entire year	Pay roll, entire year	Paid employees, workweek ended nearest Nov. 15
	(Number)	(Thousand dollars)	(Thousand dollars)	(Number)	(Number)	(Number)	(Number)	(Number)	(Number)	(Dollars)	(Dollars)	(Dollars)	(Dollars)	(Dollars)	(Dollars)	(Number)	(Thousand dollars)	(Thousand dollars)	(Number)
State, total	2,337	485,812	48,211	21,765	18,700	23,213	20,395	23,447	19,607	830,787	793,456	924,059	884,430	900,068	850,930	9,506	269,839	18,289	14,578
Food group	636	120,313	7,922	3,754	3,022	4,090	3,420	3,889	3,128	145,632	134,497	162,977	151,876	154,616	143,784	3,243	101,843	3,639	2,939
Grocery stores, without fresh meat	186	23,918	1,359	654	462	670	501	511	441	26,638	23,638	27,752	24,740	25,318	22,749	1,200	23,530	474	441
Grocery stores, with fresh meat	369	80,577	4,533	2,381	1,879	2,553	2,086	2,488	1,944	84,574	77,407	93,958	86,331	90,064	82,436	1,630	67,051	2,206	1,699
Meat markets, fish markets	14	1,501	70	36	34	40	38	37	34	1,281	1,263	1,441	1,418	1,298	1,268	113	3,763	182	139
Fruit stores, vegetable markets	1	(x)	(x)	(x)	(x)	(x)	(x)	(x)	(x)	(x)	(x)	(x)	(x)	(x)	(x)	23	(x)	(x)	(x)
Candy, nut, confectionery stores	22	1,138	174	76	64	152	141	99	84	2,489	2,408	4,056	3,973	3,095	2,973	126	2,261	184	207
Dairy products stores, milk dealers	31	11,920	1,574	503	489	573	558	533	517	26,185	25,900	31,919	31,622	30,380	30,086	48	2,011	179	119
Bakery products stores	12	(x)	(x)	(x)	(x)	(x)	(x)	(x)	(x)	(x)	(x)	(x)	(x)	(x)	(x)	88	(x)	(x)	(x)
Egg, poultry dealers	...	...	...	...	...	...	...	...	...	...	...	...	...	...	...	3	19	1	...
All other food stores	1	(x)	(x)	(x)	(x)	(x)	(x)	(x)	(x)	(x)	(x)	(x)	(x)	(x)	(x)	12	(x)	(x)	(x)
Eating and drinking places	95	7,354	1,594	977	851	1,510	1,386	1,181	1,034	26,156	24,539	42,172	40,528	30,876	29,121	1,490	27,693	3,836	4,115
Eating places	92	(x)	(x)	(x)	(x)	(x)	(x)	(x)	(x)	(x)	(x)	(x)	(x)	(x)	(x)	1,292	(x)	(x)	(x)
Drinking places	3	(x)	(x)	(x)	(x)	(x)	(x)	(x)	(x)	(x)	(x)	(x)	(x)	(x)	(x)	198	(x)	(x)	(x)
General stores	17	2,554	130	69	57	89	77	72	57	2,276	2,078	2,788	2,556	2,288	2,068	180	6,445	172	147
General merchandise group	159	58,694	8,175	4,976	3,779	5,054	3,931	5,730	4,072	133,493	122,788	144,238	137,013	150,387	135,640	206	5,244	380	332
Department stores	18	28,615	4,115	1,987	1,715	2,139	1,819	2,255	1,900	66,735	63,694	77,597	73,964	78,670	71,406	...	...	...	...
Dry goods, general merchandise stores	30	8,458	846	481	399	510	421	535	426	14,965	13,355	15,339	14,239	15,711	14,633	135	3,456	231	179
Variety stores	41	21,621	3,214	2,508	1,665	2,405	1,691	2,940	1,746	52,693	45,739	56,302	48,840	59,006	49,601	71	1,788	149	153
Apparel group	225	33,467	4,238	2,004	1,668	2,019	1,754	2,155	1,766	65,873	62,767	69,297	66,221	72,576	67,457	606	18,549	1,302	930
Men's, boys' clothing, furnishings stores	46	10,076	1,287	465	386	466	428	516	426	18,719	18,054	19,673	19,211	21,586	19,582	172	6,291	393	228
Family clothing stores	30	5,129	595	320	247	306	244	332	245	9,627	8,949	9,819	9,113	10,272	9,339	74	2,506	124	105
Women's ready-to-wear stores	65	12,512	1,627	883	766	870	779	926	798	25,707	24,518	25,985	24,891	27,256	25,860	142	4,380	290	275
Millinery stores	3	125	18	15	10	15	10	17	11	368	331	351	316	386	347	37	453	37	43
Other apparel accessory, specialty stores	8	531	66	52	30	52	32	56	28	1,182	998	1,226	1,048	1,216	987	29	739	65	50
Shoe stores	44	3,947	451	189	154	214	174	210	167	7,182	6,874	8,559	8,079	8,104	7,661	99	3,198	293	152
Custom tailors	...	...	...	...	...	...	...	...	...	...	...	...	...	...	...	18	250	38	30
Furriers, fur shops	8	780	151	56	56	66	63	69	68	2,363	2,363	2,755	2,689	2,926	2,906	6	229	34	27
All other apparel stores	6	367	43	24	19	30	24	29	23	725	680	929	874	830	775	29	503	22	20
Furniture, furnishings, appliance group	173	23,311	4,350	1,532	1,441	1,641	1,537	1,647	1,540	72,186	71,237	86,450	85,154	80,956	79,711	392	10,722	1,127	699
Furniture stores	61	10,774	1,791	622	608	623	604	612	593	31,204	31,016	32,872	32,543	31,857	31,613	88	3,648	366	205
Floor covering, drapery stores	4	392	118	33	32	33	32	53	52	1,366	1,353	1,622	1,609	2,683	2,670	36	935	156	132
Other home furnishing stores	8	1,390	644	247	247	245	245	251	251	13,082	13,082	13,413	13,413	13,622	13,622	105	870	86	57
Household appliance stores	97	10,467	1,759	613	537	722	638	713	626	25,827	25,079	37,779	36,830	32,016	31,328	124	4,695	475	277
Radio stores	3	288	38	17	17	18	18	18	18	707	707	764	764	778	778	34	574	44	28
Automotive group	333	100,412	3,370	3,280	3,171	3,388	3,285	3,449	3,284	163,548	160,896	170,607	167,847	174,530	170,767	288	11,698	1,038	568
Motor vehicle (new and used) dealers	268	85,044	2,421	2,951	2,903	3,008	2,924	3,067	2,901	146,066	144,155	151,974	149,535	156,459	153,053	69	4,002	355	208
Motor vehicle (used) dealers	34	10,939	408	127	134	147	144	142	139	7,170	7,087	7,924	7,841	7,746	7,663	83	3,355	196	120
Tire, battery, accessory dealers	26	3,620	502	195	182	215	199	204	187	9,332	8,974	9,946	9,688	9,629	9,355	119	3,776	397	213
All other automotive dealers	5	909	39	16	16	18	18	16	16	680	680	763	763	696	696	17	565	90	27
Gasoline service stations	75	6,383	587	273	243	279	252	276	244	10,354	10,564	11,552	11,112	11,406	10,913	1,350	34,911	1,904	1,333
Lumber building, hardware group	136	44,781	5,501	2,049	1,926	2,265	2,121	2,172	1,963	94,598	91,755	107,435	104,423	101,824	95,785	334	13,082	1,436	821
Lumber yards, building materials dealers	72	19,357	2,811	1,041	946	1,168	1,083	1,129	970	45,177	42,852	53,647	51,383	49,859	44,774	71	2,404	446	269
Plumbing, paint, electrical stores	20	3,516	439	183	180	177	174	161	154	10,309	10,877	10,947	10,857	9,818	9,727	82	2,679	404	210
Hardware stores	52	9,419	1,167	453	435	502	459	435	466	19,402	19,124	21,740	21,432	21,674	21,219	148	6,216	481	289
Farm equipment dealers	42	12,489	1,084	372	365	418	405	387	373	19,110	18,902	21,101	20,751	20,473	20,065	33	1,783	105	53
Drug and proprietary stores	64	5,995	850	483	353	504	413	510	380	14,726	12,110	16,465	15,206	16,399	14,851	309	13,404	1,285	929
Drug stores	47	5,338	764	435	314	445	371	456	341	13,218	11,760	14,746	13,722	14,834	13,453	222	10,540	1,053	788
Proprietary stores	17	657	86	54	39	59	42	54	39	1,508	1,350	1,719	1,484	1,565	1,398	87	2,842	232	141
Liquor stores	48	(x)	(x)	(x)	(x)	(x	(x)	(x)	(x)	(x)	(x)	(x)	(x)	(x)	(x)	107	(x)	(x)	(x
Second-hand stores	2	(x)	(x)	(x)	(x	(x)	(x)	(x)	(x)	(x)	(x)	(x)	(x)	(x)	(x)	85	(x)	(x)	(x
Other retail stores	324	63,721	4,966	2,149	1,975	2,158	2,016	2,173	1,973	92,171	89,418	95,134	92,824	94,439	91,167	916	22,863	2,019	1,564
Fuel, fuel oil dealers	94	23,538	3,391	1,072	989	1,313	950	1,036	969	47,593	45,861	45,397	44,129	46,735	45,233	153	6,201	496	360
Ice dealers	...	...	...	...	...	...	...	...	...	...	...	...	...	...	...	42	420	136	165
Feed, farm, garden supply stores	118	31,082	1,259	496	474	540	511	523	474	21,831	21,485	24,335	23,833	23,457	22,654	64	3,166	72	58
Jewelry stores	36	4,427	647	289	255	284	267	316	262	12,457	12,074	12,817	12,630	13,367	12,739	111	2,653	297	205
Book, stationery stores	6	726	105	58	56	49	48	53	52	1,933	1,922	1,872	1,869	1,968	1,965	30	582	60	44
Sporting goods stores, bicycle stores	4	684	116	39	39	39	39	40	40	1,667	1,667	1,760	1,760	1,755	1,755	67	1,385	91	59
Florists	1	(x)	(x)	(x)	(x)	(x)	(x)	(x)	(x)	(x)	(x)	(x)	(x)	(x)	(x)	49	(x)	(x)	(x)
Cigar stores and stands	19	953	102	59	45	58	45	54	42	1,882	1,771	2,123	2,009	1,721	1,616	51	1,413	68	56
News dealers, newsstands	5	164	24	19	10	24	16	16	10	418	370	717	651	402	377	42	1,251	75	76
Gift, novelty, souvenir stores	15	370	33	18	15	40	34	27	18	421	407	1,047	963	572	484	144	1,414	119	108
Music stores	10	859	122	53	52	57	56	61	59	1,892	1,879	2,271	2,258	2,195	2,164	21	432	31	28
All other retail stores	17	(x)	(x)	(x)	(x)	(x)	(x)	(x)	(x)	(x)	(x)	(x)	(x)	(x)	(x)	132	(x)	(x)	(x)

See footnotes at end of table.

Table 13D.—PAID EMPLOYEES AND WEEKLY PAY ROLL FOR SELECTED WORKWEEKS FOR LARGE STORES AND MULTIUNITS STATE, BY KIND OF BUSINESS. 1948[1]—Continued

MARYLAND

Stores, Sales, Annual Pay Roll, and Paid Employees and Weekly Pay Roll

[See text for explanatory material]

Kind of business	Large stores and multiunits: Stores (Number)	Sales, entire year (Thousand dollars)	Pay roll, entire year (Thousand dollars)	Paid employees, workweek ended nearest – March 15: Total (Number)	March 15: Full work week (Number)	July 15: Total (Number)	July 15: Full workweek (Number)	Nov. 15: Total (Number)	Nov. 15: Full workweek (Number)	Pay roll, workweek ended nearest – March 15: Total (Dollars)	March 15: Full workweek (Dollars)	July 15: Total (Dollars)	July 15: Full workweek (Dollars)	Nov. 15: Total (Dollars)	Nov. 15: Full workweek (Dollars)	Small single unit stores: Stores (Number)	Sales, entire year (Thousand dollars)	Pay roll, entire year (Thousand dollars)	Paid employees workweek ended nearest Nov. 15: Total (Number)	Full workweek (Number)
State, total	[illegible]	[illegible]	[illegible]	[illegible]	63,695	73,837	65,010	79,573	68,464	2,970,038	2,802,147	3,086,389	2,926,094	3,407,155	3,213,342	13,848	[illegible]	28,446	[illegible]	[illegible]
Food group	[illegible]	[illegible]	27,458	11,827	9,587	11,743	9,808	12,113	9,782	503,934	471,157	526,796	495,006	530,870	495,424	3,631	141,387	6,143	5,100	[illegible]
Grocery stores, without fresh meat	[illegible]	[illegible]	840	439	338	412	320	396	306	17,188	15,641	16,789	15,251	16,235	14,692	1,488	24,929	417	392	[illegible]
Grocery stores, with fresh meat	721	222,739	15,175	7,009	6,242	6,707	5,262	7,385	6,544	270,769	245,254	274,891	250,625	295,068	267,611	3,507	[illegible]	2,354	2,384	[illegible]
Meat markets, fish markets	[illegible]	11,043	724	377	273	381	277	381	282	13,554	12,313	13,580	12,254	14,569	12,909	390	11,580	422	339	[illegible]
Fruit stores, vegetable markets	[illegible]	1,438	86	46	42	44	40	44	41	1,713	1,666	1,709	1,662	1,725	1,682	454	[illegible]	144	[illegible]	[illegible]
Candy, nut, confectionery stores	137	[illegible]	908	571	509	538	474	582	517	17,862	17,092	16,711	15,846	17,518	16,719	1,137	13,942	472	[illegible]	[illegible]
Dairy products stores, milk dealers	[illegible]	45,812	2,395	2,623	2,547	2,883	2,782	2,535	2,438	158,275	156,308	177,989	175,946	159,724	157,615	72	1,946	159	124	[illegible]
Bakery products stores	[illegible]	[illegible]	544	330	264	340	276	365	289	10,123	9,361	10,175	9,385	10,715	9,842	294	7,146	1,321	[illegible]	[illegible]
Egg, poultry dealers	25	[illegible]	183	161	128	166	131	164	131	3,164	2,646	3,301	2,753	3,333	2,798	130	[illegible]	67	[illegible]	[illegible]
All other food stores	29	[illegible]	[illegible]	271	244	272	246	261	234	11,286	10,876	11,651	11,284	11,983	11,556	159	4,414	238	[illegible]	[illegible]
Eating and drinking places	[illegible]	58,456	[illegible]	8,087	7,208	8,987	8,056	8,908	8,013	234,627	224,512	271,646	259,274	273,240	261,788	4,697	119,013	14,830	[illegible]	[illegible]
Eating places	[illegible]	43,035	10,026	6,432	5,705	7,162	6,404	7,222	6,506	181,689	173,740	212,043	202,326	217,821	204,136	2,062	47,067	6,957	[illegible]	[illegible]
Drinking places	135	[illegible]	2,896	1,655	1,503	1,825	1,652	1,686	1,507	52,938	50,772	59,603	56,948	55,419	52,652	2,635	[illegible]	7,873	[illegible]	[illegible]
General stores	[illegible]	4,088	264	128	115	128	117	130	114	4,822	4,440	4,724	4,359	4,767	4,339	120	4,187	105	29	
General merchandise group	218	269,327	34,951	21,387	17,751	20,483	17,260	24,377	19,884	753,454	686,676	712,351	650,609	992,201	908,335	395	11,723	664	788	[illegible]
Department stores	35	223,562	33,220	16,555	14,523	15,966	13,998	18,951	16,380	638,344	585,615	592,653	543,565	859,084	793,391	...	...	...	...	...
Dry goods, general merchandise stores	68	12,680	1,840	794	708	834	729	878	756	32,005	31,229	34,276	33,210	35,361	34,061	242	7,201	294	[illegible]	
Variety stores	115	33,085	4,891	4,033	2,520	3,683	2,533	4,548	2,748	83,105	69,832	85,422	73,834	97,756	80,883	153	4,522	370	525	
Apparel group	593	[illegible]	12,647	5,665	4,512	5,415	4,480	6,082	4,833	221,354	205,213	239,168	224,990	240,221	223,377	1,056	33,512	2,466	[illegible]	[illegible]
Men's, boys' clothing, furnishings stores	[illegible]	18,355	2,788	981	838	959	855	1,025	877	44,750	43,063	44,765	43,596	50,003	48,203	239	9,005	553	319	[illegible]
Family clothing stores	[illegible]	15,332	1,936	909	679	873	669	1,044	740	33,702	29,766	32,539	29,040	35,940	31,081	153	5,134	350	267	1
Women's ready-to-wear stores	[illegible]	31,094	4,597	2,237	1,828	2,179	1,826	2,265	1,931	84,342	78,770	78,838	73,632	86,698	80,570	243	8,577	713	531	[illegible]
Millinery stores	26	(x)	(x)	(x)	(x)	(x)	(x)	(x)	(x)	(x)	(x)	(x)	(x)	(x)	(x)	50	(x)	(x)	(x)	[illegible]
Other apparel accessory, specialty stores	[illegible]	1,563	220	128	77	114	71	138	83	4,318	3,751	3,975	3,427	4,648	4,021	48	901	89	58	[illegible]
Shoe stores	[illegible]	16,174	2,278	1,001	776	959	794	1,068	841	39,742	36,904	66,286	63,319	44,950	42,517	135	4,597	304	181	
Custom tailors	4	(x)	(x)	(x)	(x)	(x)	(x)	(x)	(x)	(x)	(x)	(x)	(x)	(x)	(x)	56	(x)	(x)	(x)	(x)
Furriers, fur shops	[illegible]	2,465	478	167	141	156	145	205	184	7,407	6,623	7,571	7,440	10,350	10,041	10	407	52	35	[illegible]
All other apparel stores	[illegible]	1,131	109	78	61	66	49	92	65	2,255	2,041	1,832	1,665	2,267	2,008	122	3,029	157	120	
Furniture, furnishings, appliance group	349	[illegible]	11,738	4,118	3,955	4,151	3,983	4,429	4,242	202,265	198,656	214,400	210,140	222,521	217,767	675	19,286	1,737	974	
Furniture stores	150	38,955	5,922	2,034	1,972	2,015	1,939	2,104	2,030	99,286	97,572	103,215	101,013	105,685	103,395	134	5,287	477	276	[illegible]
Floor covering, drapery stores	17	3,213	718	271	268	270	267	284	279	12,663	12,589	12,943	12,863	13,896	13,800	63	1,797	217	122	[illegible]
Other home furnishing stores	22	4,639	1,333	492	485	501	489	528	519	26,798	26,663	27,309	27,046	29,358	24,111	199	2,952	323	166	[illegible]
Household appliance stores	144	21,092	3,423	1,197	1,118	1,248	1,182	1,378	1,297	56,508	55,139	64,080	62,682	66,067	64,388	176	6,436	504	285	[illegible]
Radio stores	15	3,531	342	124	112	117	106	135	117	7,010	6,693	6,853	6,536	7,515	7,073	103	2,814	216	125	[illegible]
Automotive group	[illegible]	[illegible]	25,678	7,813	7,419	8,208	7,775	8,429	7,922	431,477	416,573	470,876	458,157	479,020	465,267	334	13,852	1,187	644	[illegible]
Motor vehicle (new and used) dealers	414	214,542	23,208	6,834	6,578	7,141	6,881	7,347	7,035	385,780	373,620	419,941	411,037	430,200	420,253	71	4,378	464	242	[illegible]
Motor vehicle (used) dealers	84	19,948	991	393	353	393	355	353	316	19,284	18,233	19,884	18,955	17,770	16,846	127	5,039	277	170	[illegible]
Tire, battery, accessory dealers	76	9,900	1,265	522	425	603	472	656	505	22,884	21,211	27,072	24,286	26,902	24,179	108	3,576	386	197	[illegible]
All other automotive dealers	20	3,379	214	64	63	71	67	73	66	3,529	3,509	3,979	3,879	4,148	3,989	28	859	60	35	[illegible]
Gasoline service stations	264	23,852	3,322	1,357	1,224	1,450	1,307	1,433	1,295	64,083	61,520	69,323	66,392	69,043	66,134	1,812	57,623	3,936	2,628	2,042
Lumber, building, hardware group	331	88,921	11,203	4,150	3,919	4,348	4,140	4,288	4,018	199,146	193,805	216,241	210,802	213,782	207,158	618	20,565	1,631	972	824
Lumber yards, building materials dealers	145	55,882	7,171	2,523	2,387	2,661	2,532	2,621	2,445	124,204	120,416	132,258	128,405	130,806	126,563	53	2,385	299	173	152
Plumbing, paint, electrical stores	38	5,743	1,274	527	492	516	493	461	445	23,787	23,263	27,110	26,691	24,428	23,952	118	2,925	383	237	211
Hardware stores	81	14,420	1,759	689	640	708	663	736	680	29,561	28,748	32,304	31,407	33,410	32,477	399	12,997	806	466	379
Farm equipment dealers	67	12,876	994	411	400	463	452	470	448	21,594	21,378	24,569	24,299	25,138	24,166	48	2,258	143	96	82
Drug and proprietary stores	241	39,482	5,049	3,018	2,549	3,037	2,608	3,034	2,545	97,241	89,225	99,063	91,484	99,223	90,904	514	24,012	2,184	1,913	1,120
Drug stores	206	36,513	4,730	2,803	2,364	2,826	2,430	2,821	2,366	90,435	82,789	92,967	85,772	92,871	84,974	425	21,005	1,940	1,698	972
Proprietary stores	35	2,969	319	215	185	211	178	213	179	6,806	6,436	6,096	5,712	6,352	5,930	89	3,007	244	215	148
Liquor stores	117	19,704	1,149	475	430	505	444	496	438	21,576	20,711	20,849	19,689	21,295	20,330	374	17,520	756	450	353
Second-hand stores	33	2,454	509	232	208	315	296	290	268	7,922	7,649	9,373	9,186	10,510	10,287	239	3,327	399	237	191
Other retail stores	583	137,315	12,789	5,191	4,818	5,067	4,736	5,564	5,110	229,137	222,010	231,579	226,008	250,362	242,232	1,383	33,368	2,961	1,967	1,496
Fuel, fuel oil dealers	111	36,790	3,840	1,592	1,488	1,414	1,343	1,631	1,524	71,956	69,525	64,956	62,976	76,614	73,468	143	3,959	355	288	209
Ice dealers	2	(x)	(x)	(x)	(x)	(x)	(x)	(x)	(x)	(x)	(x)	(x)	(x)	(x)	(x)	58	(x)	(x)	(x)	(x)
Feed, farm, garden supply stores	190	62,788	2,605	1,164	1,123	1,198	1,159	1,219	1,180	46,383	45,538	48,569	47,701	49,219	48,283	123	5,526	224	164	133
Jewelry stores	71	14,531	2,756	891	835	892	835	1,029	934	46,891	45,982	50,988	50,139	54,950	53,792	152	4,484	459	242	201
Book, stationery stores	26	4,378	992	392	378	385	374	461	442	16,225	16,079	17,841	17,708	19,332	19,026	53	1,579	135	98	76
Sporting goods stores, bicycle stores	9	1,861	223	63	61	67	62	65	62	3,000	2,986	3,200	3,136	3,141	3,117	79	1,893	125	84	67
Florists	29	2,006	180	100	82	100	79	93	74	3,805	3,425	3,662	3,273	3,578	3,009	201	3,616	439	288	204
Cigar stores and stands	23	4,036	248	119	109	124	112	123	107	4,473	4,336	4,945	4,810	4,541	4,320	60	1,342	67	39	33
News dealers, newsstands	12	847	107	130	54	124	51	123	52	3,299	2,778	3,200	2,723	3,360	2,746	46	964	47	87	60
Gift, novelty, souvenir stores	15	549	73	45	32	48	40	52	39	1,013	842	1,341	1,241	1,398	1,214	133	1,900	122	111	72
Music stores	29	2,100	286	123	117	131	124	137	128	4,962	4,845	5,393	5,255	5,778	5,574	69	1,488	122	94	61
All other retail stores	66	(x)	(x)	(x)	(x)	(x)	(x)	(x)	(x)	(x)	(x)	(x)	(x)	(x)	(x)	266	(x)	(x)	(x)	(x)

See footnotes at end of table.

Table 13D.—PAID EMPLOYEES AND WEEKLY PAY ROLL FOR SELECTED WORKWEEKS FOR LARGE STORES AND MULTIUNITS—STATE, BY KIND OF BUSINESS: 1948[1]—Continued

MASSACHUSETTS

STORES, SALES, ANNUAL PAY ROLL, AND PAID EMPLOYEES AND WEEKLY PAY ROLL

[See text for explanatory material]

Kind of business	Large stores and multiunits: Stores (Number)	Sales, entire year (Thousand dollars)	Pay roll, entire year (Thousand dollars)	Paid employees, workweek ended nearest— March 15: Total (Number)	March 15: Full workweek (Number)	July 15: Total (Number)	July 15: Full workweek (Number)	Nov. 15: Total (Number)	Nov. 15: Full workweek (Number)	Pay roll, workweek ended nearest— March 15: Total (Dollars)	March 15: Full workweek (Dollars)	July 15: Total (Dollars)	July 15: Full workweek (Dollars)	Nov. 15: Total (Dollars)	Nov. 15: Full workweek (Dollars)	Small single-unit stores: Stores (Number)	Sales, entire year (Thousand dollars)	Pay roll, entire year (Thousand dollars)	Paid employees, workweek ended nearest Nov. 15: Total (Number)	Full workweek (Number)
State, total	12,793	3,075,050	386,093	171,809	141,183	172,130	145,620	181,228	146,753	6,924,483	6,499,570	7,182,350	6,774,398	7,357,380	6,867,166	41,109	1,227,097	112,833	76,829	56,149
Food group	3,449	808,537	71,001	31,352	23,717	31,600	24,972	32,052	24,478	1,285,775	1,171,596	1,361,822	1,252,806	1,371,637	1,259,940	12,520	372,421	16,747	12,654	8,695
Grocery stores, without fresh meat	753	89,395	6,049	3,117	1,830	3,008	1,933	2,966	1,796	111,355	91,869	115,011	97,600	109,967	92,558	3,703	73,777	1,491	1,393	802
Grocery stores, with fresh meat	1,547	502,625	35,851	17,272	12,148	16,984	12,685	17,806	12,762	641,405	562,357	681,871	608,529	707,353	631,074	4,884	195,205	6,642	4,964	3,252
Meat markets, fish markets	177	31,624	2,112	965	756	958	765	997	771	40,855	37,964	40,787	37,700	42,942	39,427	942	31,734	1,458	920	677
Fruit stores, vegetable markets	85	7,189	646	372	268	435	309	395	279	13,454	12,110	15,320	13,540	13,788	12,299	675	15,833	635	519	342
Candy, nut, confectionery stores	239	9,897	1,566	1,020	801	989	795	1,123	852	27,916	25,623	27,751	25,470	31,029	28,062	797	12,948	767	762	436
Dairy products stores, milk dealers	365	144,158	20,531	6,530	6,293	7,145	6,778	6,593	6,323	371,563	368,254	397,856	391,949	385,797	381,856	251	10,797	1,086	735	659
Bakery products stores	201	14,339	3,065	1,537	1,158	1,493	1,179	1,604	1,204	57,376	52,770	59,226	55,060	58,163	53,246	877	21,203	4,043	2,840	2,184
Egg, poultry dealers	27	3,251	209	93	80	92	79	95	81	3,957	3,729	4,075	3,771	4,058	3,802	120	3,184	113	91	47
All other food stores	55	6,059	972	446	383	496	449	473	410	17,894	16,920	19,925	19,187	18,540	17,616	271	7,740	512	430	296
Eating and drinking places	1,266	160,372	40,609	23,411	18,518	26,155	21,093	24,524	18,910	717,590	652,394	825,720	755,186	762,285	683,681	7,968	225,356	41,380	30,392	22,738
Eating places	1,074	142,795	36,180	21,163	16,738	23,626	19,127	22,137	17,056	637,126	578,902	738,017	675,721	677,334	606,533	4,965	126,630	20,807	17,699	13,088
Drinking places	192	17,577	4,429	2,248	1,780	2,529	1,966	2,387	1,854	80,464	73,492	87,703	79,465	84,951	77,148	3,003	98,726	20,573	12,693	9,650
General stores	12	1,132	65	37	33	43	39	42	36	1,143	1,081	1,461	1,400	1,373	1,315	69	2,455	119	78	60
General merchandise group	642	504,490	77,527	42,021	32,385	40,199	32,535	46,413	34,597	1,445,508	1,326,342	1,391,235	1,283,557	1,527,194	1,381,687	963	20,639	1,328	1,158	746
Department stores	106	391,446	61,058	29,438	25,188	28,697	25,122	32,558	26,807	1,163,544	1,096,543	1,095,751	1,035,278	1,207,291	1,124,936	...	...	...	...	...
Dry goods, general merchandise stores	186	30,855	3,416	1,701	1,398	1,744	1,428	1,886	1,484	59,349	56,245	62,949	58,716	66,537	61,944	654	13,836	963	719	492
Variety stores	350	82,189	13,053	10,882	5,799	9,758	5,985	11,969	6,306	222,615	173,554	232,535	189,563	253,366	194,807	309	6,803	365	439	254
Apparel group	1,510	283,987	39,288	18,234	14,477	17,128	14,124	19,570	15,268	679,413	631,271	700,862	655,701	747,435	684,903	3,146	89,324	7,980	5,080	3,642
Men's, boys' clothing, furnishings stores	278	51,690	7,616	2,882	2,443	2,684	2,341	2,894	2,334	132,415	126,596	136,023	129,657	132,829	121,832	641	23,154	1,853	935	705
Family clothing stores	165	44,689	5,572	2,537	1,996	2,367	1,938	2,714	2,078	88,584	82,869	90,932	85,168	94,743	87,345	243	7,976	630	458	340
Women's ready-to-wear stores	452	119,749	16,370	8,590	6,729	8,128	6,660	9,572	7,416	290,945	262,751	300,392	277,145	331,527	298,748	669	21,119	1,685	1,343	914
Millinery stores	70	1,835	335	299	171	230	146	273	160	6,722	5,298	5,717	4,637	6,577	5,020	235	3,310	377	330	206
Other apparel accessory, specialty stores	101	7,292	846	562	364	553	374	595	374	15,176	13,583	15,609	14,008	16,461	14,425	237	4,920	459	305	217
Shoe stores	349	43,068	5,300	2,236	1,771	2,106	1,698	2,231	1,754	91,169	86,572	95,653	89,916	96,825	91,059	562	16,596	1,370	768	535
Custom tailors	11	1,791	701	243	240	231	229	254	244	13,242	13,128	13,732	13,661	13,841	13,398	233	2,691	564	297	236
Furriers, fur shops	39	9,137	1,854	528	504	508	481	665	631	29,488	29,160	30,225	29,606	41,665	41,042	77	3,037	561	256	219
All other apparel stores	45	4,736	694	357	259	321	257	372	277	12,172	11,314	12,579	11,903	12,967	12,034	249	6,521	481	388	270
Furniture, furnishings, appliance group	869	155,143	26,619	9,541	9,035	9,622	9,149	9,932	9,352	496,080	487,201	500,007	490,984	501,439	490,510	1,977	56,274	5,481	3,080	2,531
Furniture stores	399	82,704	13,508	4,385	4,200	4,333	4,171	4,540	4,328	253,543	250,255	237,330	234,148	248,269	244,324	505	20,091	1,876	1,001	826
Floor covering, drapery stores	65	10,979	2,222	753	685	743	685	755	682	39,430	37,926	40,877	39,522	41,875	39,907	313	9,057	997	557	469
Other home furnishing stores	56	8,278	2,818	1,511	1,494	1,573	1,548	1,532	1,499	58,144	57,942	59,860	59,524	58,486	58,103	549	7,602	830	506	406
Household appliance stores	297	46,146	7,218	2,627	2,416	2,699	2,494	2,791	2,561	131,184	127,790	146,664	143,077	135,589	131,652	377	13,220	1,256	705	574
Radio stores	52	7,036	853	265	240	274	251	314	282	13,779	13,281	15,276	14,713	17,220	16,524	233	6,304	522	311	256
Automotive group	1,329	476,900	49,426	14,917	14,401	15,599	15,100	16,011	15,378	810,080	798,471	884,047	872,971	900,783	884,332	781	29,920	2,498	1,270	1,126
Motor vehicle (new and used) dealers	1,002	412,599	44,628	13,240	12,860	13,769	13,423	14,212	13,758	728,161	719,168	790,719	782,080	812,836	799,557	167	9,782	1,018	529	486
Motor vehicle (used) dealers	157	36,991	1,393	471	440	521	490	494	462	23,690	23,099	28,155	27,648	25,111	24,591	278	10,251	500	263	223
Tire, battery, accessory dealers	148	23,157	3,064	1,105	1,005	1,130	1,071	1,199	1,056	52,512	50,591	58,522	56,673	56,765	54,827	243	7,529	770	370	328
All other automotive dealers	22	4,153	341	101	96	119	116	106	102	5,717	5,613	6,651	6,570	6,071	5,957	93	2,358	210	108	89
Gasoline service stations	402	35,990	4,080	1,733	1,544	1,782	1,572	1,746	1,533	77,568	74,148	82,019	78,440	80,164	76,409	4,484	129,218	8,385	5,519	[illegible]
Lumber, building, hardware group	762	194,111	24,180	8,010	7,501	8,584	8,129	8,677	8,067	416,364	408,281	465,757	456,984	470,291	459,197	1,318	46,494	4,957	2,647	2,213
Lumber yards, building materials dealers	334	123,311	14,105	4,276	4,130	4,589	4,440	4,644	4,457	250,646	247,500	275,223	271,788	284,094	278,938	158	7,026	819	450	371
Plumbing, paint, electrical stores	165	20,866	3,519	1,173	1,090	1,297	1,242	1,258	1,186	57,122	55,778	67,461	66,723	66,601	64,921	409	12,991	1,786	908	758
Hardware stores	229	42,084	5,926	2,353	2,084	2,457	2,215	2,539	2,199	98,746	95,322	109,904	105,951	107,263	103,198	702	24,592	2,212	1,220	1,025
Farm equipment dealers	34	7,850	630	208	197	241	232	236	225	9,850	9,681	12,669	12,522	12,333	12,140	49	1,885	140	69	59
Drug and proprietary stores	457	57,843	8,271	4,436	3,183	4,476	3,416	4,508	3,205	147,855	130,173	157,901	139,786	155,448	136,188	1,621	81,899	8,370	5,792	3,579
Drug stores	408	54,235	7,868	4,222	3,024	4,236	3,229	4,285	3,039	140,690	123,881	149,615	132,451	147,810	129,497	1,232	63,668	6,607	4,536	2,813
Proprietary stores	49	3,608	403	214	159	240	187	223	166	7,165	6,292	8,286	7,335	7,638	6,691	389	18,231	1,763	1,256	766
Liquor stores	453	62,992	5,697	1,863	1,568	1,903	1,596	1,895	1,574	101,978	97,214	104,860	99,376	104,078	98,569	856	46,159	3,753	1,742	1,377
Second-hand stores	64	6,348	1,468	628	573	648	602	577	530	24,945	23,663	30,114	28,800	28,371	27,239	517	6,349	777	447	361
Other retail stores	1,572	327,205	37,862	15,626	14,248	14,391	13,293	15,281	13,825	719,684	697,735	676,540	658,407	706,882	682,596	4,889	120,589	11,058	6,970	5,162
Fuel, fuel oil dealers	542	155,503	17,549	7,101	6,712	6,075	5,775	6,386	6,026	356,183	347,104	301,988	295,227	322,325	312,944	705	28,728	2,112	1,287	884
Ice dealers	14	1,474	524	181	172	237	222	182	177	8,039	7,963	11,354	11,109	9,590	9,565	144	2,276	294	176	136
Feed, farm, garden supply stores	208	(x)	(x)	(x)	(x)	(x)	(x)	(x)	(x)	(x)	(x)	(x)	(x)	(x)	(x)	(x)	(x)	(x)	(x)	(x)
Jewelry stores	151	29,463	4,700	1,698	1,571	1,636	1,544	1,903	1,706	81,522	79,993	83,964	82,662	88,975	86,461	512	13,785	1,771	888	750
Book, stationery stores	117	18,762	3,994	1,841	1,615	1,679	1,540	1,974	1,724	70,951	67,840	71,323	68,990	78,033	74,465	201	5,497	604	409	297
Sporting goods stores, bicycle stores	42	(x)	(x)	(x)	(x)	(x)	(x)	(x)	(x)	(x)	(x)	(x)	(x)	(x)	(x)	243	(x)	(x)	(x)	x
Florists	52	3,234	658	281	249	255	239	254	235	11,752	11,413	[illegible]	11,472	11,453	11,121	55	[illegible]	1,444	897	67
Cigar stores and stands	118	[illegible]	1,365	538	484	552	492	538	486	24,068	23,088	26,161	24,967	24,721	[illegible]	580	12,140	400	353	214
News dealers, newsstands	86	8,281	928	659	376	681	416	680	394	17,342	14,710	18,094	15,677	16,996	14,415	242	7,725	376	445	232
Gift, novelty, souvenir stores	51	4,355	351	221	185	265	233	246	212	5,778	5,463	7,225	6,846	6,450	6,157	592	7,161	556	564	[illegible]
Music stores	33	5,573	1,051	413	392	381	362	405	382	18,386	18,011	17,955	17,594	18,507	18,141	177	3,798	362	231	175
All other retail stores	159	18,030	2,876	1,093	1,025	1,061	1,009	1,152	1,072	50,575	49,428	52,170	51,141	53,309	52,537	874	19,777	2,590	1,412	[illegible]

See footnotes at end of table.

Table 13D.—PAID EMPLOYEES AND WEEKLY PAY ROLL FOR SELECTED WORKWEEKS FOR LARGE STORES AND MULTIUNITS—STATE, BY KIND OF BUSINESS: 1948[1]—Continued

MICHIGAN

STORES, SALES, ANNUAL PAY ROLL, AND PAID EMPLOYEES AND WEEKLY PAY ROLL

[See text for explanatory material]

Kind of business	Large stores and multiunits: Stores (Number)	Sales, entire year (Thousand dollars)	Pay roll, entire year (Thousand dollars)	Paid employees, workweek ended nearest March 15: Total (Number)	March 15: Full workweek (Number)	July 15: Total (Number)	July 15: Full workweek (Number)	Nov 15: Total (Number)	Nov 15: Full workweek (Number)	Pay roll, workweek ended nearest March 15: Total (Dollars)	March 15: Full workweek (Dollars)	July 15: Total (Dollars)	July 15: Full workweek (Dollars)	Nov 15: Total (Dollars)	Nov 15: Full workweek (Dollars)	Small single unit stores: Stores (Number)	Sales, entire year (Thousand dollars)	Pay roll, entire year (Thousand dollars)	Paid employees, workweek ended nearest Nov 15: Total (Number)	Full workweek (Number)
State, total	[illegible]	[illegible]	[illegible]	[illegible]	[illegible]	[illegible]	[illegible]	[illegible]	[illegible]	[illegible]	[illegible]	[illegible]	[illegible]	[illegible]	[illegible]	[illegible]	[illegible]	[illegible]	[illegible]	[illegible]
Food group	[illegible]	[illegible]	[illegible]	[illegible]	[illegible]	[illegible]	[illegible]	[illegible]	[illegible]	1,458,694	1,295,641	1,578,441	1,420,016	1,568,138	1,389,992	[illegible]	[illegible]	[illegible]	[illegible]	[illegible]
Grocery stores, without fresh meat	[illegible]	[illegible]	[illegible]	[illegible]	[illegible]	[illegible]	[illegible]	[illegible]	[illegible]	85,539	72,317	84,089	80,773	87,358	74,124	[illegible]	[illegible]	[illegible]	[illegible]	[illegible]
Grocery stores, with fresh meat	[illegible]	[illegible]	[illegible]	[illegible]	[illegible]	[illegible]	11,800	[illegible]	15,069	830,070	713,724	883,168	771,188	884,741	765,400	[illegible]	[illegible]	[illegible]	[illegible]	[illegible]
Meat markets, fish markets	[illegible]	[illegible]	[illegible]	1,100	795	1,099	793	1,175	830	47,823	43,091	48,344	43,453	51,404	45,484	[illegible]	[illegible]	[illegible]	[illegible]	[illegible]
Fruit stores, vegetable markets	[illegible]	[illegible]	[illegible]	134	115	154	142	155	134	5,264	5,088	6,574	6,437	6,668	6,443	454	[illegible]	[illegible]	[illegible]	[illegible]
Candy, nut, confectionery stores	[illegible]	[illegible]	[illegible]	[illegible]	[illegible]	[illegible]	[illegible]	[illegible]	1,327	62,984	45,219	[illegible]	44,439	73,711	56,511	[illegible]	[illegible]	[illegible]	[illegible]	[illegible]
Dairy products stores, milk dealers	[illegible]	[illegible]	[illegible]	1,163	[illegible]	[illegible]	1,302	1,298	4,910	356,037	347,389	418,119	[illegible]	383,116	[illegible]	[illegible]	[illegible]	[illegible]	[illegible]	[illegible]
Bakery products stores	[illegible]	[illegible]	[illegible]	447	554	430	552	888	584	25,694	24,492	25,848	24,813	27,861	26,479	[illegible]	16,775	[illegible]	[illegible]	[illegible]
Egg, poultry dealers	[illegible]	[illegible]	[illegible]	154	121	145	126	147	132	6,244	5,617	6,665	[illegible]	7,124	6,442	237	[illegible]	[illegible]	[illegible]	[illegible]
All other food stores	[illegible]	[illegible]	[illegible]	[illegible]	[illegible]	649	613	634	619	38,947	38,704	39,099	38,891	40,479	40,209	117	[illegible]	211	[illegible]	[illegible]
Eating and drinking places	[illegible]	[illegible]	[illegible]	[illegible]	13,727	17,381	14,146	17,052	13,881	962,592	519,754	617,855	568,416	618,418	570,686	12,322	334,605	[illegible]	[illegible]	[illegible]
Eating places	[illegible]	[illegible]	[illegible]	[illegible]	11,592	14,654	11,860	14,364	11,683	450,668	418,038	500,248	460,151	503,746	465,836	6,791	148,477	[illegible]	[illegible]	[illegible]
Drinking places	[illegible]	[illegible]	[illegible]	2,620	2,125	2,727	2,286	2,689	2,198	111,924	101,716	117,607	108,265	114,672	104,850	5,531	174,128	23,432	[illegible]	[illegible]
General stores	[illegible]	9,288	731	377	314	390	326	407	332	13,087	12,187	13,708	12,591	14,329	13,173	[illegible]	9,668	291	[illegible]	[illegible]
General merchandise group	[illegible]	674,410	108,023	49,430	38,988	47,674	38,903	47,507	43,196	1,777,489	1,634,518	1,[illegible]47,064	1,805,437	2,098,539	1,898,380	900	28,563	2,061	1,861	[illegible]
Department stores	[illegible]	518,216	87,489	34,382	29,702	33,564	29,381	39,689	33,161	1,391,146	1,315,427	1,546,445	1,468,398	1,645,448	1,530,039	...	...	...	...	...
Dry goods, general merchandise stores	[illegible]	48,481	5,845	2,910	2,299	2,994	2,435	2,379	2,557	101,609	93,771	110,277	101,422	118,135	106,539	447	14,708	956	732	[illegible]
Variety stores	[illegible]	113,414	16,839	14,408	6,987	11,117	7,387	14,439	7,978	284,734	225,320	290,342	235,677	334,908	261,802	453	13,855	1,089	1,149	[illegible]
Apparel group	[illegible]	330,576	44,151	13,626	14,870	17,796	14,570	20,026	15,817	771,712	715,537	785,677	732,403	852,166	788,144	2,784	87,737	6,826	4,543	[illegible]
Men's, boys' clothing, furnishings stores	432	82,304	11,251	3,494	2,922	3,356	2,808	2,639	2,913	193,934	180,908	199,540	187,902	210,479	196,954	620	23,724	1,582	444	5
Family clothing stores	172	42,179	[illegible]	2,497	2,021	2,263	1,914	2,659	2,096	102,127	94,684	99,392	93,229	112,737	104,040	268	4,728	[illegible]	[illegible]	[illegible]
Women's ready-to-wear stores	217	129,427	17,702	8,539	7,144	8,050	6,761	9,233	7,601	317,865	246,714	311,566	290,041	346,159	320,222	608	20,175	1,798	1,231	[illegible]
Millinery stores	65	2,462	476	329	183	213	164	280	186	8,209	6,448	6,380	5,729	8,136	6,879	181	2,432	267	232	1
Other apparel accessory, specialty stores	110	15,644	1,186	620	354	650	382	705	398	20,921	17,627	22,708	19,239	23,435	19,553	121	2,400	177	144	[illegible]
Shoe stores	403	50,354	5,872	2,536	1,784	2,523	1,849	2,661	1,835	97,679	84,429	108,520	94,607	107,188	97,591	497	17,639	1,283	648	[illegible]
Custom tailors	18	(x)	(x)	(x)	(x)	(x)	(x)	(x)	(x)	(x)	(x)	(x)	(x)	(x)	(x)	170	(x)	(x)	(x)	[illegible]
Furriers, fur shops	23	7,372	1,240	278	254	403	390	457	441	15,249	14,419	21,668	21,295	26,068	25,573	72	2,516	364	216	[illegible]
All other apparel stores	47	(x)	(x)	(x)	(x)	(x)	(x)	(x)	(x)	(x)	(x)	(x)	(x)	(x)	(x)	247	(x)	(x)	(x)	[illegible]
Furniture, furnishings, appliance group	1,144	205,666	31,766	10,350	9,735	10,773	10,161	10,874	10,224	556,872	546,125	616,648	604,590	609,598	596,590	2,234	67,541	6,411	3,625	2,75[illegible]
Furniture stores	427	97,352	14,116	4,073	3,897	4,179	3,995	4,213	4,029	241,662	238,189	261,025	256,990	262,041	258,101	473	19,356	1,659	911	[illegible]
Floor covering, drapery stores	125	23,174	3,252	1,065	495	1,106	1,018	1,129	1,051	61,215	59,078	64,453	61,875	66,209	63,722	254	8,036	1,141	616	[illegible]
Other home furnishing stores	48	13,463	4,229	1,602	1,577	1,654	1,633	1,673	1,644	87,057	86,169	87,657	86,813	90,232	89,212	322	5,641	715	446	[illegible]
Household appliance stores	520	71,984	4,122	3,473	3,151	3,702	3,393	3,705	3,365	159,590	155,578	196,205	191,773	182,559	177,643	825	28,435	2,386	1,351	[illegible]
Radio stores	29	3,140	447	137	125	132	122	154	135	7,348	7,111	7,308	7,139	8,257	7,912	360	6,023	461	301	[illegible]
Automotive group	[illegible]	1,146,724	94,403	24,529	23,641	25,689	24,688	26,638	25,582	1,680,485	1,654,860	1,848,075	1,820,792	1,897,334	1,868,746	1,532	61,820	4,254	2,313	[illegible]
Motor vehicle (new and used) dealers	[illegible]	955,570	87,492	21,280	20,728	22,042	21,445	23,063	21,421	1,480,528	1,464,011	1,613,257	1,595,318	1,672,236	1,653,204	350	21,448	1,676	954	[illegible]
Motor vehicle (used) dealers	476	174,753	1,218	1,280	1,176	1,405	1,310	1,412	1,294	92,232	88,135	110,353	107,326	106,244	102,163	412	17,322	537	327	[illegible]
Tire, battery, accessory dealers	413	26,496	5,254	1,702	1,491	1,935	1,648	1,902	1,630	91,727	87,259	105,306	99,685	102,461	97,539	529	15,801	1,544	745	[illegible]
All other automotive dealers	73	13,905	939	267	246	307	295	261	237	15,998	15,455	19,159	18,463	16,393	15,840	241	7,249	502	287	[illegible]
Gasoline service stations	260	44,332	9,439	4,684	3,118	4,817	3,263	3,860	3,254	178,966	168,806	190,357	179,634	191,728	180,075	7,666	253,556	14,764	4,492	[illegible]
Lumber, building, hardware group	1,714	388,354	50,450	15,030	13,715	17,005	15,692	16,374	15,013	845,510	814,954	1,023,581	988,175	969,289	934,583	3,197	121,483	11,351	5,744	4,56[illegible]
Lumber yards, building materials dealers	752	234,353	29,816	8,230	7,646	9,447	8,747	8,350	8,271	491,238	473,545	614,349	592,664	570,808	550,276	358	16,726	1,648	842	66[illegible]
Plumbing, paint, electrical stores	270	37,673	3,812	2,481	2,145	2,354	2,764	2,806	2,635	151,160	145,543	181,760	177,313	173,593	169,031	467	31,520	5,055	2,246	1,885
Hardware stores	374	62,753	7,596	2,769	2,472	2,943	2,621	3,003	2,590	128,592	123,638	143,726	137,124	143,621	136,280	1,488	54,297	3,512	2,028	1,507
Farm equipment dealers	318	52,975	4,226	1,550	1,452	1,661	1,560	1,615	1,517	74,520	72,228	83,746	81,069	81,267	78,996	384	18,940	1,136	628	513
Drug and proprietary stores	885	166,031	15,445	8,502	6,263	8,848	6,613	8,765	6,317	287,033	258,508	317,355	285,801	309,377	276,798	1,447	66,221	5,020	4,153	2,52[illegible]
Drug stores	841	158,604	15,396	8,197	6,026	8,532	6,370	8,416	6,072	276,858	249,409	306,188	275,840	297,287	266,541	1,132	55,556	4,361	3,556	2,179
Proprietary stores	44	7,422	549	305	237	316	243	349	245	10,175	9,099	11,167	9,961	12,090	10,257	315	10,665	659	597	349
Liquor stores	157	27,012	986	460	365	456	261	464	371	18,720	16,990	18,909	16,791	19,311	17,391	596	20,979	638	472	29[illegible]
Second-hand stores	48	2,753	539	174	161	190	177	184	166	8,985	8,455	10,797	10,243	9,910	9,266	518	6,264	734	376	280
Other retail stores	1,461	283,329	35,320	12,567	11,511	11,861	11,039	12,673	11,657	687,739	663,662	625,218	607,396	660,698	641,938	4,806	118,798	10,734	5,558	4,633
Fuel, fuel oil dealers	426	110,045	12,494	4,452	4,353	3,720	3,465	4,031	3,779	262,899	247,964	208,627	199,586	227,553	221,667	566	23,264	2,762	1,231	878
Ice dealers	1	(x)	(x)	(x)	(x)	(x)	(x)	(x)	(x)	(x)	(x)	(x)	(x)	(x)	(x)	81	(x)	(x)	(x)	(x)
Feed, farm, garden supply stores	297	75,434	4,700	1,873	1,780	1,859	1,784	1,898	1,805	87,501	85,804	90,468	89,134	91,829	90,055	374	13,316	560	357	242
Jewelry stores	216	31,802	5,817	1,652	1,532	1,632	1,527	1,800	1,639	100,375	98,363	101,833	99,744	110,589	107,466	659	17,766	2,001	469	782
Book, stationery stores	64	14,546	3,158	1,254	1,144	1,155	1,110	1,207	1,100	57,895	56,565	55,540	54,761	60,712	58,849	149	3,331	313	255	166
Sporting goods stores, bicycle stores	39	8,124	1,140	366	347	378	349	382	329	18,171	17,917	19,655	19,188	19,063	18,206	455	9,744	579	398	263
Florists	55	3,634	706	260	225	297	218	260	212	12,741	12,183	13,031	11,840	12,910	12,368	606	12,353	1,494	966	607
Cigar stores and stands	62	9,946	588	220	199	215	201	221	194	10,921	10,478	11,474	11,164	11,180	10,632	259	4,763	348	229	167
News dealers, newsstands	28	2,375	313	246	135	244	137	235	136	5,953	5,236	6,064	5,405	5,871	5,182	103	2,724	159	161	81
Gift, novelty, souvenir stores	30	(x)	(x)	(x)	(x)	(x)	(x)	(x)	(x)	(x)	(x)	(x)	(x)	(x)	(x)	446	(x)	(x)	(x)	(x)
Music stores	69	13,937	2,929	1,052	1,016	1,053	1,025	1,160	1,128	71,961	71,435	53,296	52,848	51,107	50,716	203	4,878	368	256	176
All other retail stores	174	17,563	3,263	1,098	998	1,193	1,116	1,364	1,247	55,685	54,241	61,326	59,947	65,285	63,333	905	20,088	2,305	1,256	970

See footnotes at end of table.

Table 13D.—PAID EMPLOYEES AND WEEKLY PAY ROLL FOR SELECTED WORKWEEKS FOR LARGE STORES AND MULTIUNITS—STATE, BY KIND OF BUSINESS: 1948[1]—Continued

MINNESOTA

STORES, SALES, ANNUAL PAY ROLL, AND PAID EMPLOYEES AND WEEKLY PAY ROLL

[See text for explanatory material]

Kind of business	Large stores and multiunits: Stores (Number)	Sales, entire year (Thousand dollars)	Pay roll, entire year (Thousand dollars)	Paid employees, workweek ended nearest— March 15: Total (Number)	March 15: Full workweek (Number)	July 15: Total (Number)	July 15: Full workweek (Number)	Nov. 15: Total (Number)	Nov. 15: Full workweek (Number)	Pay roll, workweek ended nearest— March 15: Total (Dollars)	March 15: Full workweek (Dollars)	July 15: Total (Dollars)	July 15: Full workweek (Dollars)	Nov. 15: Total (Dollars)	Nov. 15: Full workweek (Dollars)	Small single-unit stores: Stores (Number)	Sales, entire year (Thousand dollars)	Pay roll, entire year (Thousand dollars)	Paid employees, workweek ended nearest Nov. 15: Total (Number)	Full workweek (Number)
State, total	8,895	2,062,464	231,930	48,722	51,329	101,054	84,301	106,820	85,649	4,142,402	3,860,851	4,409,556	4,110,327	4,595,859	4,233,157	26,346	843,598	59,982	47,594	33,462
Food group	1,854	363,646	28,101	13,656	10,239	14,143	11,054	14,330	10,599	514,503	473,944	554,930	511,334	554,709	507,343	6,329	128,609	8,556	7,580	[illegible]
Grocery stores, without fresh meat	227	31,711	1,740	1,046	741	1,123	993	1,121	780	33,164	29,346	37,420	31,961	36,169	31,272	2,555	75,833	1,562	1,706	817
Grocery stores, with fresh meat	1,190	253,345	19,668	8,607	5,981	8,872	6,570	9,050	6,162	287,892	257,894	315,004	284,494	314,208	279,293	2,428	110,143	3,200	2,856	1,771
Meat markets, fish markets	108	21,704	1,658	649	500	656	506	645	539	28,533	25,934	29,682	26,686	29,618	26,942	331	15,359	712	410	292
Fruit stores, vegetable markets	8	1,287	112	41	33	67	61	44	40	1,568	1,490	2,360	2,291	1,730	1,697	61	1,738	55	70	45
Candy, nut, confectionery stores	91	4,443	562	323	239	292	244	381	277	9,466	8,176	9,238	8,511	11,331	9,861	242	4,093	329	350	189
Dairy products stores, milk dealers	73	40,412	6,670	2,127	2,052	2,266	2,176	2,160	2,086	121,682	120,771	130,486	128,942	127,820	126,907	177	6,945	439	325	216
Bakery products stores	129	4,226	688	473	356	471	354	473	373	13,601	12,263	13,400	12,105	14,559	13,210	459	12,561	2,161	1,762	1,259
Egg, poultry dealers	13	2,157	59	43	21	41	33	43	33	1,213	1,061	1,192	1,093	1,249	1,104	25	933	21	20	17
All other food stores	15	4,364	444	347	306	355	317	343	309	17,384	17,009	16,148	15,736	19,025	17,677	51	1,104	77	70	37
Eating and drinking places	643	73,687	18,427	9,783	7,681	10,593	8,483	10,465	8,205	339,271	304,555	374,048	337,193	363,237	325,771	6,695	155,391	20,770	18,631	13,181
Eating places	355	39,387	11,017	6,458	5,039	7,157	5,707	6,929	5,391	203,241	179,460	229,286	203,688	218,363	193,106	3,502	79,574	12,505	12,884	9,328
Drinking places	288	34,300	7,410	3,325	2,642	3,436	2,776	3,536	2,814	136,030	125,095	144,762	133,505	144,874	132,665	3,193	76,417	8,265	5,747	3,853
General stores	123	23,019	1,495	868	774	944	813	944	829	28,482	27,292	30,633	28,460	31,160	29,408	368	14,708	917	418	297
General merchandise group	405	384,984	57,463	26,941	20,356	26,508	20,587	31,096	21,835	992,065	880,767	1,031,398	914,782	1,122,994	956,234	508	17,835	1,206	1,200	795
Department stores	51	296,761	45,698	14,603	14,326	19,586	15,425	22,679	16,468	775,504	642,449	812,057	722,162	878,906	749,624	...	...	...	...	...
Dry goods, general merchandise stores	218	61,721	6,838	3,584	2,639	3,647	2,820	4,151	2,906	124,761	111,342	128,144	114,525	136,290	118,975	147	8,762	452	423	294
Variety stores	136	24,502	4,927	8,749	3,391	3,275	2,342	4,266	2,461	91,800	77,076	91,147	78,094	107,798	87,635	311	9,211	754	777	501
Apparel group	632	113,341	17,547	7,655	6,064	7,319	6,461	8,254	6,439	297,127	274,821	306,682	290,461	338,490	309,466	1,360	41,947	2,345	2,081	1,444
Men's, boys' clothing, furnishings stores	134	7,045	3,351	1,413	1,216	1,382	1,216	1,464	1,227	66,103	63,207	64,880	62,376	71,535	67,632	204	13,052	690	445	298
Family clothing stores	1	1,797	4,245	1,743	1,447	1,754	1,472	2,028	1,581	68,451	65,524	72,178	67,385	84,046	76,302	120	5,444	236	258	163
Women's ready-to-wear stores	168	44,517	5,880	3,014	2,304	3,824	2,255	2,235	2,426	112,717	92,742	111,983	92,391	116,060	102,623	303	9,762	600	541	355
Millinery stores	27	825	141	130	65	78	59	118	71	2,652	2,180	2,215	1,939	2,668	2,276	51	423	44	46	26
Other apparel accessory, specialty stores	6	452	105	54	30	52	29	54	31	1,878	1,539	1,886	1,524	1,905	1,555	29	774	58	48	33
Shoe stores	46	13,304	1,616	714	445	662	423	740	533	24,022	26,318	30,017	27,876	31,785	29,033	237	7,407	432	295	211
Custom tailors	11	1,622	466	221	218	130	174	203	203	11,621	11,577	9,866	9,750	10,313	10,313	75	1,575	67	146	127
Furriers, fur shops	26	4,108	754	271	258	317	305	346	327	12,269	12,099	15,052	14,866	18,180	17,923	55	2,441	414	213	184
All other apparel stores	11	721	84	40	31	44	36	51	41	1,614	1,443	1,605	1,454	1,998	1,807	76	1,499	46	83	52
Furniture, furnishings, appliance group	475	88,245	14,495	5,387	5,033	5,666	5,352	5,710	5,333	290,290	284,591	310,022	303,975	306,146	249,892	422	34,415	2,572	1,514	1,217
Furniture stores	193	48,476	7,110	2,302	2,165	2,309	2,184	2,407	2,249	119,209	116,615	123,660	121,019	129,432	126,374	213	13,594	858	473	373
Floor covering, drapery stores	21	6,240	1,047	361	414	364	343	381	352	17,644	17,084	18,318	17,774	19,997	19,313	67	2,227	[illegible]	147	129
Other home furnishing stores	17	5,503	1,359	367	365	1,228	1,126	1,127	1,125	37,071	36,978	41,198	41,156	39,764	44,916	71	1,514	112	150	128
Household appliance stores	232	27,079	4,497	1,681	1,437	1,716	1,531	1,714	1,522	112,211	109,838	114,766	120,249	112,507	110,062	187	13,801	1,348	663	516
Radio stores	12	997	182	74	72	69	68	85	84	4,100	4,076	4,780	3,772	4,446	4,222	64	1,284	148	89	71
Automotive group	1,268	421,107	39,566	12,228	11,802	12,816	12,305	12,390	[illegible]	648,618	687,289	752,444	743,442	805,852	792,353	534	35,377	2,610	1,444	1,227
Motor vehicle (new and used) dealers	998	356,355	35,704	11,331	11,711	11,455	11,929	11,694	11,230	[illegible]	626,866	687,463	667,956	732,423	721,611	342	21,124	1,610	906	784
Motor vehicle (used) dealers	149	41,017	1,496	422	395	446	411	439	384	27,905	27,306	29,141	28,340	29,650	25,390	125	5,607	173	43	
Tire, battery, accessory dealers	87	16,141	1,477	654	581	770	664	664	664	[illegible]	[illegible]	[illegible]	39,769	40,607	38,572	112	6,692	692	[illegible]	
All other automotive dealers	34	7,494	390	121	115	145	142	118	112	6,258	6,754	8,413	8,377	7,172	7,080	55	1,454	135	2	6
Gasoline service stations	637	65,274	5,711	2,416	2,105	2,532	2,222	2,576	2,221	117,072	101,594	115,394	119,442	116,521	114,801	2,761	104,211	5,766	4,105	[illegible]
Lumber, building, hardware group	1,775	304,179	32,436	10,799	9,665	11,599	9,842	11,288	10,346	495,482	435,542	557,349	527,264	571,739	541,432	2,183	76,532	6,205	4,604	2,245
Lumber yards, building materials dealers	925	144,342	17,937	4,842	4,186	5,250	4,577	5,175	4,478	271,518	216,215	267,645	243,185	261,446	265,014	153	8,561	586	[illegible]	[illegible]
Plumbing, paint, electrical stores	38	11,726	2,461	751	617	893	811	838	754	40,729	37,744	54,955	51,986	44,580	46,450	330	11,486	1,580	745	676
Hardware stores	314	[illegible]	5,650	2,467	2,224	2,536	2,190	2,487	2,177	112,769	98,467	117,777	101,137	108,778	102,055	1,200	44,005	2,688	2,198	1,318
Farm equipment dealers	548	47,369	6,388	2,738	2,608	2,870	2,214	2,788	2,617	124,467	118,326	135,676	130,956	132,505	127,913	500	27,480	1,451	917	[illegible]
Drug and proprietary stores	248	43,205	5,823	2,124	2,397	3,363	2,630	2,316	2,491	104,059	92,621	115,710	103,817	109,846	97,193	754	45,138	2,924	2,444	[illegible]
Drug stores	241	42,444	5,711	2,074	2,361	3,303	2,589	2,237	2,448	102,801	91,531	114,080	102,413	107,954	95,695	674	42,504	2,761	[illegible]	1,247
Proprietary stores	7	761	112	50	36	60	41	78	45	1,258	1,090	1,630	1,404	1,892	1,498	80	2,634	151	[illegible]	76
Liquor stores	190	33,242	1,884	799	657	831	[illegible]	359	694	34,557	32,172	45,658	32,929	36,973	34,210	454	21,394	1,759	[illegible]	516
Second-hand stores	25	2,684	33	214	186	209	178	120	147	6,616	6,321	6,535	6,238	6,469	6,671	146	2,784	[illegible]	[illegible]	42
Other retail stores	640	126,196	12,342	4,852	4,270	4,511	4,092	4,772	4,286	222,259	224,412	217,052	[illegible]	221,453	222,783	1,982	52,621	4,375	[illegible]	[illegible]
Fuel, fuel oil dealers	136	36,284	7,761	1,521	1,398	1,196	1,121	1,425	1,300	81,636	79,338	62,927	61,490	72,247	70,239	161	6,677	566	74	[illegible]
Ice dealers	5	401	140	41	36	42	37	41	36	2,667	2,604	2,712	2,643	2,677	2,614	68	384	128	15	[illegible]
Feed, farm, garden supply stores	216	47,461	2,327	869	811	869	800	822	763	39,312	37,443	40,467	38,628	39,107	36,935	266	[illegible]	456	16	
Jewelry stores	8	10,732	1,721	568	512	579	526	548	534	29,513	28,391	30,151	29,196	33,022	31,560	415	[illegible]	[illegible]	[illegible]	
Book, stationery stores	25	7,415	1,396	555	433	516	415	574	446	23,480	22,862	24,763	22,900	25,237	24,431	71	[illegible]	[illegible]		
Sporting goods stores, bicycle stores	15	2,354	442	148	137	154	146	158	147	7,875	7,697	7,676	7,470	7,507	7,607	182	4,148	[illegible]		
Florists	32	2,640	656	289	250	269	234	277	242	11,881	11,467	11,748	11,428	11,985	11,587	107	[illegible]	164		
Cigar stores and stands	3	2,741	147	104	64	111	74	93	71	4,651	2,385	4,043	[illegible]	2,610	2,495	93	[illegible]			
News dealers, newsstands	4	475	45	57	22	57	22	57	22	580	675	861	661	866	661	[illegible]			[illegible]	
Gift, novelty, souvenir stores	13	762	38	27	23	27	22	31	27	537	495	632	558	916	662	[illegible]	2,822	[illegible]		
Music stores	24	5,257	815	281	271	282	264	294	277	11,781	11,644	12,148	11,931	12,437	12,115	80	4,114			
All other retail stores	76	6,492	1,123	342	353	394	361	417	370	[illegible]	13,316	20,370	14,764	20,302	20,115	356	[illegible]	915	[illegible]	[illegible]

[1] See footnotes at end of table.

TABLE 13D — PAID EMPLOYEES AND WEEKLY PAY ROLL FOR SELECTED WORKWEEKS FOR LARGE STORES AND MULTIUNITS — STATE, BY KIND OF BUSINESS: 1948—Continued

MISSISSIPPI

STORES, SALES, ANNUAL PAY ROLL AND PAID EMPLOYEES AND WEEKLY PAY ROLL

See text for explanatory material

	Large stores and multiunits															Small single-unit stores				
	Stores	Sales, entire year	Pay roll, entire year	Paid employees, workweek ended nearest March 15		Paid employees, workweek ended nearest July 15		Paid employees, workweek ended nearest Nov. 15		Pay roll, workweek ended nearest March 15		Pay roll, workweek ended nearest July 15		Pay roll, workweek ended nearest Nov. 15		Stores	Sales, entire year	Pay roll, entire year	Paid employees, workweek ended nearest Nov. 15	
				Total	Full workweek	Total	Full workweek	Total	Full workweek	Total	Full workweek	Total	Full workweek	Total	Full workweek				Total	Full workweek
	Number	Thousand dollars	Thousand dollars	Number	Number	Number	Number	Number	Number	Dollars	Dollars	Dollars	Dollars	Dollars	Dollars	Number	Thousand dollars	Thousand dollars	Number	Number
State, total																				
Food group																				
Grocery stores, without fresh meat																				
Grocery stores, with fresh meat																				
Meat markets, fish markets																				
Fruit stores, vegetable markets																				
Candy, nut, confectionery stores																				
Dairy products stores, milk dealers																				
Bakery products stores																				
Egg, poultry dealers																				
All other food stores																				
Eating and drinking places																				
Eating places																				
Drinking places																				
General stores																				
General merchandise group																				
Department stores																				
Dry goods, general merchandise stores																				
Variety stores																				
Apparel group																				
Men's, boys' clothing, furnishings stores																				
Family clothing stores																				
Women's ready-to-wear stores																				
Millinery stores																				
Other apparel accessory, specialty stores																				
Shoe stores																				
Custom tailors																				
Furriers, fur shops																				
All other apparel stores																				
Furniture, furnishings, appliance group																				
Furniture stores																				
Floor covering, drapery stores																				
Other home furnishing stores																				
Household appliance stores																				
Radio stores																				
Automotive group																				
Motor vehicle (new and used) dealers																				
Motor vehicle (used) dealers																				
Tire, battery, accessory dealers																				
All other automotive dealers																				
Gasoline service stations																				
Lumber, building, hardware group																				
Lumber yards, building materials dealers																				
Plumbing, paint, electrical stores																				
Hardware stores																				
Farm equipment dealers																				
Drug and proprietary stores																				
Drug stores																				
Proprietary stores																				
Liquor stores																				
Second-hand stores																				
Other retail stores																				
Fuel, fuel oil dealers																				
Ice dealers																				
Feed, farm, garden supply stores																				
Jewelry stores																				
Book, stationery stores																				
Sporting goods stores, bicycle stores																				
Florists																				
Cigar stores and stands																				
News dealers, newsstands																				
Gift, novelty, souvenir stores																				
Music stores																				
All other retail stores																				

See footnotes at end of table.

Table 13D.—PAID EMPLOYEES AND WEEKLY PAY ROLL FOR SELECTED WORKWEEKS FOR LARGE STORES AND MULTIUNITS—STATE, BY KIND OF BUSINESS: 1948[1]—Continued

MISSOURI

Stores, Sales, Annual Pay Roll, and Paid Employees and Weekly Pay Roll

[See text for explanatory material]

Kind of business	Large stores and multiunits: Stores (Number)	Sales, entire year (Thousand dollars)	Pay roll, entire year (Thousand dollars)	Paid employees, workweek ended nearest— March 15: Total (Number)	March 15: Full workweek (Number)	July 15: Total (Number)	July 15: Full workweek (Number)	Nov. 15: Total (Number)	Nov. 15: Full workweek (Number)	Pay roll, workweek ended nearest— March 15: Total (Dollars)	March 15: Full workweek (Dollars)	July 15: Total (Dollars)	July 15: Full workweek (Dollars)	Nov. 15: Total (Dollars)	Nov. 15: Full workweek (Dollars)	Small single-unit stores: Stores (Number)	Sales, entire year (Thousand dollars)	Pay roll, entire year (Thousand dollars)	Paid employees, workweek ended nearest Nov. 15: Total (Number)	Full workweek (Number)
State, total	[illegible]	2,521,559	288,016	129,891	111,[illegible]	129,600	112,335	137,[illegible]	115,625	5,200,653	4,940,318	5,517,482	5,257,805	5,818,872	5,514,265	40,411	1,046,778	[illegible]	62,784	47,266
Food group	2,046	460,577	36,392	19,841	15,433	16,947	13,377	17,027	13,074	775,607	[illegible]	723,867	669,399	732,492	674,387	10,145	277,497	10,711	9,033	6,114
Grocery stores, without fresh meat	157	16,083	823	476	362	465	368	480	339	17,404	16,109	17,293	16,227	17,350	15,101	2,516	36,474	508	611	376
Grocery stores, with fresh meat	1,587	381,060	25,776	15,499	12,138	13,504	9,466	12,753	9,379	487,537	440,555	500,025	452,535	509,781	459,744	5,631	202,866	6,766	5,729	3,896
Meat markets, fish markets	30	4,106	325	123	94	121	95	106	97	6,139	5,705	6,415	6,009	6,619	6,146	137	3,833	199	114	75
Fruit stores, vegetable markets	10	1,184	61	41	28	49	[illegible]	39	28	1,025	910	1,243	1,108	1,072	952	162	3,4[illegible]	190	135	96
Candy, nut, confectionery stores	54	5,663	650	409	255	362	227	422	264	12,056	10,256	11,577	9,494	13,144	10,766	728	6,949	282	358	184
Dairy products stores, milk dealers	135	36,246	7,629	2,473	2,340	2,657	2,506	2,377	2,239	146,610	145,140	155,230	153,431	148,911	147,430	126	3,025	223	207	150
Bakery products stores	4	2,431	496	296	229	[illegible]	215	292	224	11,199	9,324	11,134	9,124	10,314	9,466	444	10,703	2,012	1,434	1,079
Egg, poultry dealers	30	6,221	166	116	98	121	103	132	114	3,315	3,073	3,463	3,223	3,930	3,648	162	5,516	243	234	129
All other food stores	29	5,983	1,066	409	384	382	364	408	390	21,322	21,114	18,437	18,149	21,366	21,134	239	4,624	228	161	129
Eating and drinking places	300	73,116	19,182	11,213	4,617	[illegible]	10,854	11,315	11,132	346,756	325,415	376,236	351,335	374,192	350,856	9,465	183,716	26,301	23,975	18,941
Eating places	270	60,762	16,896	[illegible]	5,580	[illegible]	[illegible]	10,590	9,264	304,190	285,312	331,276	309,217	329,577	308,862	5,056	[illegible]	15,550	16,041	12,716
Drinking places	[illegible]	[illegible]	2,284	1,185	[illegible]	[illegible]	[illegible]	[illegible]	[illegible]	42,566	[illegible]	[illegible]	42,119	44,611	41,994	4,409	[illegible]	10,751	7,934	6,227
General stores	[illegible]	16,758	887	606	519	647	536	664	546	15,571	[illegible]	16,580	[illegible]	[illegible]	16,025	783	21,313	[illegible]	467	325
General merchandise group	[illegible]	[illegible]	71,861	35,203	[illegible]	34,889	28,518	40,303	31,353	1,264,154	1,177,263	1,354,151	[illegible]	[illegible]	1,424,103	876	[illegible]	[illegible]	[illegible]	[illegible]
Department stores	[illegible]	[illegible]	52,679	[illegible]	20,355	[illegible]	[illegible]	[illegible]	21,969	942,854	895,191	1,018,481	948,250	1,141,441	[illegible]	...	...	...	...	...
Dry goods, general merchandise stores	234	39,738	[illegible]	[illegible]	[illegible]	[illegible]	4,705	6,575	5,317	183,012	175,311	193,598	185,424	225,489	[illegible]	564	[illegible]	874	892	579
Variety stores	229	[illegible]	[illegible]	[illegible]	[illegible]	[illegible]	[illegible]	[illegible]	[illegible]	138,134	106,761	[illegible]	[illegible]	163,551	126,994	[illegible]	[illegible]	665	[illegible]	[illegible]
Apparel group	[illegible]	[illegible]	[illegible]	[illegible]	9,830	[illegible]	9,485	[illegible]	[illegible]	[illegible]	443,650	[illegible]	[illegible]	[illegible]	496,345	1,841	52,802	[illegible]	[illegible]	[illegible]
Men's, boys' clothing, furnishings stores	[illegible]	[illegible]	[illegible]	1,261	[illegible]	[illegible]	[illegible]	1,368	1,161	64,192	66,490	[illegible]	[illegible]	76,091	72,408	[illegible]	[illegible]	[illegible]	[illegible]	[illegible]
Family clothing stores	[illegible]	[illegible]	[illegible]	3,342	[illegible]	[illegible]	[illegible]	[illegible]	[illegible]	[illegible]	[illegible]	[illegible]	[illegible]	[illegible]	133,208	231	3,469	[illegible]	468	[illegible]
Women's ready-to-wear stores	[illegible]	[illegible]	[illegible]	[illegible]	[illegible]	[illegible]	[illegible]	[illegible]	[illegible]	[illegible]	175,061	[illegible]	[illegible]	[illegible]	[illegible]	[illegible]	14,122	[illegible]	356	59
Millinery stores	66	1,926	354	321	192	218	[illegible]	281	[illegible]	[illegible]	[illegible]	5,354	5,469	6,354	5,983	44	1,118	[illegible]	116	87
Other apparel accessory, specialty stores	43	4,191	451	292	147	[illegible]	[illegible]	[illegible]	[illegible]	[illegible]	[illegible]	[illegible]	6,341	[illegible]	6,396	61	[illegible]	62	70	[illegible]
Shoe stores	206	22,011	[illegible]	[illegible]	581	[illegible]	408	1,151	[illegible]	[illegible]	[illegible]	[illegible]	[illegible]	[illegible]	[illegible]	367	11,024	[illegible]	[illegible]	[illegible]
Custom tailors	10	[illegible]	635	[illegible]	[illegible]	[illegible]	151	[illegible]	[illegible]	[illegible]	[illegible]	[illegible]	[illegible]	12,915	[illegible]	125	[illegible]	[illegible]	[illegible]	[illegible]
Furriers, fur shops	16	[illegible]	[illegible]	[illegible]	[illegible]	[illegible]	335	359	[illegible]	15,396	[illegible]	13,786	18,441	19,654	19,402	18	[illegible]	[illegible]	56	[illegible]
All other apparel stores	21	1,358	[illegible]	122	[illegible]	[illegible]	[illegible]	141	[illegible]	[illegible]	[illegible]	[illegible]	[illegible]	5,624	[illegible]	[illegible]	[illegible]	[illegible]	[illegible]	[illegible]
Furniture, furnishings, appliance group	637	132,491	23,022	8,390	[illegible]	[illegible]	[illegible]	[illegible]	8,523	415,228	[illegible]	[illegible]	[illegible]	461,227	[illegible]	1,594	[illegible]	[illegible]	[illegible]	[illegible]
Furniture stores	[illegible]	[illegible]	[illegible]	[illegible]	[illegible]	[illegible]	[illegible]	[illegible]	[illegible]	[illegible]	[illegible]	[illegible]	[illegible]	[illegible]	[illegible]	[illegible]	[illegible]	[illegible]	[illegible]	[illegible]
Floor covering, drapery stores	[illegible]	[illegible]	[illegible]	[illegible]	[illegible]	[illegible]	[illegible]	[illegible]	[illegible]	[illegible]	[illegible]	[illegible]	[illegible]	20,062	[illegible]	[illegible]	[illegible]	[illegible]	[illegible]	[illegible]
Other home furnishing stores	[illegible]	[illegible]	[illegible]	[illegible]	[illegible]	[illegible]	[illegible]	[illegible]	[illegible]	[illegible]	[illegible]	[illegible]	[illegible]	[illegible]	[illegible]	[illegible]	[illegible]	[illegible]	[illegible]	[illegible]
Household appliance stores	[illegible]	[illegible]	[illegible]	[illegible]	[illegible]	[illegible]	[illegible]	[illegible]	[illegible]	[illegible]	[illegible]	[illegible]	[illegible]	[illegible]	[illegible]	[illegible]	[illegible]	[illegible]	[illegible]	[illegible]
Radio stores	[illegible]	[illegible]	[illegible]	[illegible]	[illegible]	[illegible]	[illegible]	[illegible]	[illegible]	[illegible]	[illegible]	[illegible]	[illegible]	[illegible]	[illegible]	[illegible]	[illegible]	[illegible]	[illegible]	[illegible]
Automotive group	[illegible]	[illegible]	[illegible]	[illegible]	[illegible]	[illegible]	[illegible]	[illegible]	[illegible]	[illegible]	[illegible]	[illegible]	[illegible]	[illegible]	[illegible]	[illegible]	[illegible]	[illegible]	[illegible]	[illegible]
Motor vehicle (new and used) dealers	[illegible]	[illegible]	[illegible]	[illegible]	[illegible]	[illegible]	[illegible]	[illegible]	[illegible]	[illegible]	[illegible]	[illegible]	[illegible]	[illegible]	[illegible]	[illegible]	[illegible]	[illegible]	[illegible]	[illegible]
Motor vehicle (used) dealers	[illegible]	[illegible]	[illegible]	[illegible]	[illegible]	[illegible]	[illegible]	[illegible]	[illegible]	[illegible]	[illegible]	[illegible]	[illegible]	[illegible]	[illegible]	[illegible]	[illegible]	[illegible]	[illegible]	[illegible]
Tire, battery, accessory dealers	[illegible]	[illegible]	[illegible]	[illegible]	[illegible]	[illegible]	[illegible]	[illegible]	[illegible]	[illegible]	[illegible]	[illegible]	[illegible]	[illegible]	[illegible]	[illegible]	[illegible]	[illegible]	[illegible]	[illegible]
All other automotive dealers	[illegible]	[illegible]	[illegible]	[illegible]	[illegible]	[illegible]	[illegible]	[illegible]	[illegible]	[illegible]	[illegible]	[illegible]	[illegible]	[illegible]	[illegible]	[illegible]	[illegible]	[illegible]	[illegible]	[illegible]
Gasoline service stations	[illegible]	[illegible]	[illegible]	[illegible]	[illegible]	[illegible]	[illegible]	[illegible]	[illegible]	[illegible]	[illegible]	[illegible]	[illegible]	[illegible]	[illegible]	[illegible]	[illegible]	[illegible]	[illegible]	[illegible]
Lumber, building, hardware group	[illegible]	[illegible]	[illegible]	[illegible]	[illegible]	[illegible]	[illegible]	[illegible]	[illegible]	[illegible]	[illegible]	[illegible]	[illegible]	[illegible]	[illegible]	[illegible]	[illegible]	[illegible]	[illegible]	[illegible]
Lumber yards, building materials dealers	[illegible]	[illegible]	[illegible]	[illegible]	[illegible]	[illegible]	[illegible]	[illegible]	[illegible]	[illegible]	[illegible]	[illegible]	[illegible]	[illegible]	[illegible]	[illegible]	[illegible]	[illegible]	[illegible]	[illegible]
Plumbing, paint, electrical stores	[illegible]	[illegible]	[illegible]	[illegible]	[illegible]	[illegible]	[illegible]	[illegible]	[illegible]	[illegible]	[illegible]	[illegible]	[illegible]	[illegible]	[illegible]	[illegible]	[illegible]	[illegible]	[illegible]	[illegible]
Hardware stores	[illegible]	[illegible]	[illegible]	[illegible]	[illegible]	[illegible]	[illegible]	[illegible]	[illegible]	[illegible]	[illegible]	[illegible]	[illegible]	[illegible]	[illegible]	[illegible]	[illegible]	[illegible]	[illegible]	[illegible]
Farm equipment dealers	[illegible]	[illegible]	[illegible]	[illegible]	[illegible]	[illegible]	[illegible]	[illegible]	[illegible]	[illegible]	[illegible]	[illegible]	[illegible]	[illegible]	[illegible]	[illegible]	[illegible]	[illegible]	[illegible]	[illegible]
Drug and proprietary stores	[illegible]	[illegible]	[illegible]	[illegible]	[illegible]	[illegible]	[illegible]	[illegible]	[illegible]	[illegible]	[illegible]	[illegible]	[illegible]	[illegible]	[illegible]	[illegible]	[illegible]	[illegible]	[illegible]	[illegible]
Drug stores	[illegible]	[illegible]	[illegible]	[illegible]	[illegible]	[illegible]	[illegible]	[illegible]	[illegible]	[illegible]	[illegible]	[illegible]	[illegible]	[illegible]	[illegible]	[illegible]	[illegible]	[illegible]	[illegible]	[illegible]
Proprietary stores	[illegible]	[illegible]	[illegible]	[illegible]	[illegible]	[illegible]	[illegible]	[illegible]	[illegible]	[illegible]	[illegible]	[illegible]	[illegible]	[illegible]	[illegible]	[illegible]	[illegible]	[illegible]	[illegible]	[illegible]
Liquor stores	[illegible]	[illegible]	[illegible]	[illegible]	[illegible]	[illegible]	[illegible]	[illegible]	[illegible]	[illegible]	[illegible]	[illegible]	[illegible]	[illegible]	[illegible]	[illegible]	[illegible]	[illegible]	[illegible]	[illegible]
Second-hand stores	[illegible]	[illegible]	[illegible]	[illegible]	[illegible]	[illegible]	[illegible]	[illegible]	[illegible]	[illegible]	[illegible]	[illegible]	[illegible]	[illegible]	[illegible]	[illegible]	[illegible]	[illegible]	[illegible]	[illegible]
Other retail stores	[illegible]	[illegible]	[illegible]	[illegible]	[illegible]	[illegible]	[illegible]	[illegible]	[illegible]	[illegible]	[illegible]	[illegible]	[illegible]	[illegible]	[illegible]	[illegible]	[illegible]	[illegible]	[illegible]	[illegible]
Fuel, fuel oil dealers	[illegible]	[illegible]	[illegible]	[illegible]	[illegible]	[illegible]	[illegible]	[illegible]	[illegible]	[illegible]	[illegible]	[illegible]	[illegible]	[illegible]	[illegible]	[illegible]	[illegible]	[illegible]	[illegible]	[illegible]
Ice dealers	[illegible]	[illegible]	[illegible]	[illegible]	[illegible]	[illegible]	[illegible]	[illegible]	[illegible]	[illegible]	[illegible]	[illegible]	[illegible]	[illegible]	[illegible]	[illegible]	[illegible]	[illegible]	[illegible]	[illegible]
Feed, farm, garden supply stores	[illegible]	[illegible]	[illegible]	[illegible]	[illegible]	[illegible]	[illegible]	[illegible]	[illegible]	[illegible]	[illegible]	[illegible]	[illegible]	[illegible]	[illegible]	[illegible]	[illegible]	[illegible]	[illegible]	[illegible]
Jewelry stores	[illegible]	[illegible]	[illegible]	[illegible]	[illegible]	[illegible]	[illegible]	[illegible]	[illegible]	[illegible]	[illegible]	[illegible]	[illegible]	[illegible]	[illegible]	[illegible]	[illegible]	[illegible]	[illegible]	[illegible]
Book, stationery stores	[illegible]	[illegible]	[illegible]	[illegible]	[illegible]	[illegible]	[illegible]	[illegible]	[illegible]	[illegible]	[illegible]	[illegible]	[illegible]	[illegible]	[illegible]	[illegible]	[illegible]	[illegible]	[illegible]	[illegible]
Sporting goods stores, bicycle stores	[illegible]	[illegible]	[illegible]	[illegible]	[illegible]	[illegible]	[illegible]	[illegible]	[illegible]	[illegible]	[illegible]	[illegible]	[illegible]	[illegible]	[illegible]	[illegible]	[illegible]	[illegible]	[illegible]	[illegible]
Florists	[illegible]	[illegible]	[illegible]	[illegible]	[illegible]	[illegible]	[illegible]	[illegible]	[illegible]	[illegible]	[illegible]	[illegible]	[illegible]	[illegible]	[illegible]	[illegible]	[illegible]	[illegible]	[illegible]	[illegible]
Cigar stores and stands	[illegible]	[illegible]	[illegible]	[illegible]	[illegible]	[illegible]	[illegible]	[illegible]	[illegible]	[illegible]	[illegible]	[illegible]	[illegible]	[illegible]	[illegible]	[illegible]	[illegible]	[illegible]	[illegible]	[illegible]
News dealers, newsstands	[illegible]	[illegible]	[illegible]	[illegible]	[illegible]	[illegible]	[illegible]	[illegible]	[illegible]	[illegible]	[illegible]	[illegible]	[illegible]	[illegible]	[illegible]	[illegible]	[illegible]	[illegible]	[illegible]	[illegible]
Gift, novelty, souvenir stores	[illegible]	[illegible]	[illegible]	[illegible]	[illegible]	[illegible]	[illegible]	[illegible]	[illegible]	[illegible]	[illegible]	[illegible]	[illegible]	[illegible]	[illegible]	[illegible]	[illegible]	[illegible]	[illegible]	[illegible]
Music stores	[illegible]	[illegible]	[illegible]	[illegible]	[illegible]	[illegible]	[illegible]	[illegible]	[illegible]	[illegible]	[illegible]	[illegible]	[illegible]	[illegible]	[illegible]	[illegible]	[illegible]	[illegible]	[illegible]	[illegible]
All other retail stores	[illegible]	[illegible]	[illegible]	[illegible]	[illegible]	[illegible]	[illegible]	[illegible]	[illegible]	[illegible]	[illegible]	[illegible]	[illegible]	[illegible]	[illegible]	[illegible]	[illegible]	[illegible]	[illegible]	[illegible]

Table 13D.— PAID EMPLOYEES AND WEEKLY PAY ROLL FOR SELECTED WORKWEEKS FOR LARGE STORES AND MULTIUNITS — STATE, BY KIND OF BUSINESS: 1948—Continued

MONTANA

STORES, SALES, ANNUAL PAY ROLL, AND PAID EMPLOYEES AND WEEKLY PAY ROLL

(See text for explanatory material)

Kind of business	Large stores and multiunits														Small single-unit stores					
				Paid employees, workweek ended nearest						Pay roll, workweek ended nearest										
				March 15		July 15		Nov. 15		March 15		July 15		Nov. 15						
	Stores	Sales, entire year	Pay roll, entire year	Total	Full workweek	Total	Full workweek	Total	Full workweek	Total	Full workweek	Total	Full workweek	Total	Full workweek	Stores	Sales, entire year	Pay roll, entire year	Paid employees, workweek ended nearest Nov. 15	
	Number	Thousand dollars	Thousand dollars	Number	Number	Number	Number	Number	Number	Dollars	Dollars	Dollars	Dollars	Dollars	Dollars	Number	Thousand dollars	Thousand dollars	Total Number	Full workweek Number
State, total	[illegible]	[illegible]	[illegible]	[illegible]	[illegible]	[illegible]	[illegible]	[illegible]	[illegible]	[illegible]	[illegible]	[illegible]	[illegible]	[illegible]	[illegible]	[illegible]	[illegible]	[illegible]	[illegible]	[illegible]
Food group	[illegible]	[illegible]	[illegible]	[illegible]	[illegible]	[illegible]	[illegible]	[illegible]	[illegible]	[illegible]	[illegible]	[illegible]	[illegible]	[illegible]	[illegible]	[illegible]	[illegible]	[illegible]	[illegible]	[illegible]
Grocery stores, without fresh meat	[illegible]	[illegible]	[illegible]	[illegible]	[illegible]	[illegible]	[illegible]	[illegible]	[illegible]	[illegible]	[illegible]	[illegible]	[illegible]	[illegible]	[illegible]	[illegible]	[illegible]	[illegible]	[illegible]	[illegible]
Grocery stores, with fresh meat	[illegible]	[illegible]	[illegible]	[illegible]	[illegible]	[illegible]	[illegible]	[illegible]	[illegible]	[illegible]	[illegible]	[illegible]	[illegible]	[illegible]	[illegible]	[illegible]	[illegible]	[illegible]	[illegible]	[illegible]
Meat markets, fish markets	[illegible]	[illegible]	[illegible]	[illegible]	[illegible]	[illegible]	[illegible]	[illegible]	[illegible]	[illegible]	[illegible]	[illegible]	[illegible]	[illegible]	[illegible]	[illegible]	[illegible]	[illegible]	[illegible]	[illegible]
Fruit stores, vegetable markets	[illegible]	[illegible]	[illegible]	[illegible]	[illegible]	[illegible]	[illegible]	[illegible]	[illegible]	[illegible]	[illegible]	[illegible]	[illegible]	[illegible]	[illegible]	[illegible]	[illegible]	[illegible]	[illegible]	[illegible]
Candy, nut, confectionery stores	[illegible]	[illegible]	[illegible]	[illegible]	[illegible]	[illegible]	[illegible]	[illegible]	[illegible]	[illegible]	[illegible]	[illegible]	[illegible]	[illegible]	[illegible]	[illegible]	[illegible]	[illegible]	[illegible]	[illegible]
Dairy products stores, milk dealers	[illegible]	[illegible]	[illegible]	[illegible]	[illegible]	[illegible]	[illegible]	[illegible]	[illegible]	[illegible]	[illegible]	[illegible]	[illegible]	[illegible]	[illegible]	[illegible]	[illegible]	[illegible]	[illegible]	[illegible]
Bakery products stores	[illegible]	[illegible]	[illegible]	[illegible]	[illegible]	[illegible]	[illegible]	[illegible]	[illegible]	[illegible]	[illegible]	[illegible]	[illegible]	[illegible]	[illegible]	[illegible]	[illegible]	[illegible]	[illegible]	[illegible]
Egg, poultry dealers	[illegible]	[illegible]	[illegible]	[illegible]	(x)	(x)	(x)	(x)	(x)	(x)	(x)	(x)	(x)	(x)	(x)	[illegible]	[illegible]	[illegible]	[illegible]	[illegible]
All other food stores	[illegible]	[illegible]	[illegible]	[illegible]	[illegible]	[illegible]	[illegible]	[illegible]	[illegible]	[illegible]	[illegible]	[illegible]	[illegible]	[illegible]	[illegible]	[illegible]	[illegible]	[illegible]	[illegible]	[illegible]
Eating and drinking places	[illegible]	[illegible]	[illegible]	[illegible]	[illegible]	[illegible]	[illegible]	[illegible]	[illegible]	[illegible]	[illegible]	[illegible]	[illegible]	[illegible]	[illegible]	[illegible]	[illegible]	[illegible]	[illegible]	[illegible]
Eating places	[illegible]	[illegible]	[illegible]	[illegible]	[illegible]	[illegible]	[illegible]	[illegible]	[illegible]	[illegible]	[illegible]	[illegible]	[illegible]	[illegible]	[illegible]	[illegible]	[illegible]	[illegible]	[illegible]	[illegible]
Drinking places	[illegible]	[illegible]	[illegible]	[illegible]	[illegible]	[illegible]	[illegible]	[illegible]	[illegible]	[illegible]	[illegible]	[illegible]	[illegible]	[illegible]	[illegible]	[illegible]	[illegible]	[illegible]	[illegible]	[illegible]
General stores	[illegible]	[illegible]	[illegible]	[illegible]	[illegible]	[illegible]	[illegible]	[illegible]	[illegible]	[illegible]	[illegible]	[illegible]	[illegible]	[illegible]	[illegible]	[illegible]	[illegible]	[illegible]	[illegible]	[illegible]
General merchandise group	[illegible]	[illegible]	[illegible]	[illegible]	[illegible]	[illegible]	[illegible]	[illegible]	[illegible]	[illegible]	[illegible]	[illegible]	[illegible]	[illegible]	[illegible]	[illegible]	[illegible]	[illegible]	[illegible]	[illegible]
Department stores	[illegible]	[illegible]	[illegible]	[illegible]	[illegible]	[illegible]	[illegible]	[illegible]	[illegible]	[illegible]	[illegible]	[illegible]	[illegible]	[illegible]	[illegible]	[illegible]	[illegible]	[illegible]	[illegible]	[illegible]
Dry goods, general merchandise stores	[illegible]	[illegible]	[illegible]	[illegible]	[illegible]	[illegible]	[illegible]	[illegible]	[illegible]	[illegible]	[illegible]	[illegible]	[illegible]	[illegible]	[illegible]	[illegible]	[illegible]	[illegible]	[illegible]	[illegible]
Variety stores	[illegible]	[illegible]	[illegible]	[illegible]	[illegible]	[illegible]	[illegible]	[illegible]	[illegible]	[illegible]	[illegible]	[illegible]	[illegible]	[illegible]	[illegible]	[illegible]	[illegible]	[illegible]	[illegible]	[illegible]
Apparel group	[illegible]	[illegible]	[illegible]	[illegible]	[illegible]	[illegible]	[illegible]	[illegible]	[illegible]	[illegible]	[illegible]	[illegible]	[illegible]	[illegible]	[illegible]	[illegible]	[illegible]	[illegible]	[illegible]	[illegible]
Men's, boys' clothing, furnishings stores	[illegible]	[illegible]	[illegible]	[illegible]	[illegible]	[illegible]	[illegible]	[illegible]	[illegible]	[illegible]	[illegible]	[illegible]	[illegible]	[illegible]	[illegible]	[illegible]	[illegible]	[illegible]	[illegible]	[illegible]
Family clothing stores	[illegible]	[illegible]	[illegible]	[illegible]	[illegible]	[illegible]	[illegible]	[illegible]	[illegible]	[illegible]	[illegible]	[illegible]	[illegible]	[illegible]	[illegible]	[illegible]	[illegible]	[illegible]	[illegible]	[illegible]
Women's ready-to-wear stores	[illegible]	[illegible]	[illegible]	[illegible]	[illegible]	[illegible]	[illegible]	[illegible]	[illegible]	[illegible]	[illegible]	[illegible]	[illegible]	[illegible]	[illegible]	[illegible]	[illegible]	[illegible]	[illegible]	[illegible]
Millinery stores	[illegible]	(x)	(x)	(x)	(x)	(x)	(x)	(x)	(x)	(x)	(x)	(x)	(x)	(x)	(x)	[illegible]	(x)	(x)	(x)	(x)
Other apparel accessory, specialty stores	[illegible]	[illegible]	[illegible]	[illegible]	[illegible]	[illegible]	[illegible]	[illegible]	[illegible]	[illegible]	[illegible]	[illegible]	[illegible]	[illegible]	[illegible]	[illegible]	[illegible]	[illegible]	[illegible]	[illegible]
Shoe stores	[illegible]	[illegible]	[illegible]	[illegible]	[illegible]	[illegible]	[illegible]	[illegible]	[illegible]	[illegible]	[illegible]	[illegible]	[illegible]	[illegible]	[illegible]	[illegible]	[illegible]	[illegible]	[illegible]	[illegible]
Custom tailors	[illegible]	[illegible]	[illegible]	(x)	(x)	(x)	(x)	(x)	(x)	(x)	(x)	(x)	(x)	(x)	(x)	[illegible]	(x)	(x)	(x)	(x)
Furriers, fur shops	[illegible]	[illegible]	[illegible]	(x)	(x)	(x)	(x)	(x)	(x)	(x)	(x)	(x)	(x)	(x)	(x)	[illegible]	(x)	(x)	(x)	(x)
All other apparel stores	[illegible]	[illegible]	[illegible]	(x)	(x)	(x)	(x)	(x)	(x)	(x)	(x)	(x)	(x)	(x)	(x)	[illegible]	(x)	(x)	(x)	(x)
Furniture, furnishings, appliance group	[illegible]	[illegible]	[illegible]	[illegible]	[illegible]	[illegible]	[illegible]	[illegible]	[illegible]	[illegible]	[illegible]	[illegible]	[illegible]	[illegible]	[illegible]	[illegible]	[illegible]	[illegible]	[illegible]	[illegible]
Furniture stores	[illegible]	[illegible]	[illegible]	[illegible]	[illegible]	[illegible]	[illegible]	[illegible]	[illegible]	[illegible]	[illegible]	[illegible]	[illegible]	[illegible]	[illegible]	[illegible]	[illegible]	[illegible]	[illegible]	[illegible]
Floor covering, drapery stores	[illegible]	[illegible]	(x)	(x)	(x)	(x)	(x)	(x)	(x)	(x)	(x)	(x)	(x)	(x)	(x)	[illegible]	(x)	(x)	(x)	(x)
Other home furnishing stores	[illegible]	[illegible]	[illegible]	[illegible]	(x)	(x)	(x)	(x)	(x)	(x)	(x)	(x)	(x)	(x)	(x)	[illegible]	(x)	(x)	(x)	(x)
Household appliance stores	[illegible]	[illegible]	[illegible]	[illegible]	[illegible]	[illegible]	[illegible]	[illegible]	[illegible]	16,791	15,[illegible]	17,[illegible]	16,[illegible]	18,748	16,[illegible]	[illegible]	[illegible]	[illegible]	[illegible]	[illegible]
Radio stores	[illegible]	[illegible]	(x)	(x)	(x)	(x)	(x)	(x)	(x)	(x)	(x)	(x)	(x)	(x)	(x)	[illegible]	(x)	(x)	(x)	(x)
Automotive group	[illegible]	[illegible]	[illegible]	[illegible]	[illegible]	[illegible]	[illegible]	[illegible]	[illegible]	175,[illegible]	17[illegible]	14[illegible]	13[illegible]	14[illegible]	[illegible]	[illegible]	[illegible]	[illegible]	[illegible]	[illegible]
Motor vehicle (new and used) dealers	[illegible]	[illegible]	[illegible]	[illegible]	[illegible]	[illegible]	[illegible]	[illegible]	[illegible]	16[illegible],800	159,971	178,709	175,[illegible]	18[illegible],813	178,[illegible]	[illegible]	[illegible]	[illegible]	[illegible]	[illegible]
Motor vehicle (used) dealers	[illegible]	[illegible]	[illegible]	[illegible]	[illegible]	[illegible]	[illegible]	[illegible]	[illegible]	[illegible]	[illegible]	[illegible]	[illegible]	[illegible]	[illegible]	[illegible]	[illegible]	[illegible]	[illegible]	[illegible]
Tire, battery, accessory dealers	[illegible]	[illegible]	(x)	(x)	(x)	(x)	(x)	(x)	(x)	(x)	(x)	(x)	(x)	(x)	(x)	[illegible]	(x)	(x)	(x)	(x)
All other automotive dealers	[illegible]	[illegible]	(x)	(x)	(x)	(x)	(x)	(x)	(x)	(x)	(x)	(x)	(x)	(x)	(x)	[illegible]	(x)	(x)	(x)	(x)
Gasoline service stations	[illegible]	[illegible]	[illegible]	[illegible]	[illegible]	[illegible]	[illegible]	[illegible]	[illegible]	20,600	19,[illegible]	24,245	27,[illegible]	24,[illegible]	20,[illegible]	[illegible]	[illegible]	[illegible]	[illegible]	[illegible]
Lumber, building, hardware group	[illegible]	[illegible]	[illegible]	[illegible]	[illegible]	[illegible]	[illegible]	[illegible]	[illegible]	110,[illegible]	10[illegible],707	124,976	11[illegible],829	12[illegible],158	123,[illegible]	[illegible]	[illegible]	[illegible]	[illegible]	[illegible]
Lumber yards, building materials dealers	[illegible]	[illegible]	[illegible]	[illegible]	[illegible]	[illegible]	[illegible]	[illegible]	[illegible]	41,558	38,[illegible]	48,[illegible]	42,[illegible]	48,980	46,[illegible]	[illegible]	[illegible]	[illegible]	[illegible]	[illegible]
Plumbing, paint, electrical stores	[illegible]	[illegible]	[illegible]	[illegible]	[illegible]	[illegible]	[illegible]	[illegible]	[illegible]	4,[illegible]	4,783	6,824	6,[illegible]	6,829	6,[illegible]	[illegible]	[illegible]	[illegible]	[illegible]	[illegible]
Hardware stores	[illegible]	[illegible]	[illegible]	[illegible]	[illegible]	[illegible]	[illegible]	[illegible]	[illegible]	21,[illegible]	[illegible],[illegible]	[illegible],158	20,[illegible]	[illegible],[illegible]	[illegible],[illegible]	[illegible]	[illegible]	[illegible]	[illegible]	[illegible]
Farm equipment dealers	[illegible]	[illegible]	[illegible]	[illegible]	[illegible]	[illegible]	[illegible]	[illegible]	[illegible]	44,370	41,588	47,151	46,552	49,[illegible]	48,[illegible]	[illegible]	[illegible]	[illegible]	[illegible]	[illegible]
Drug and proprietary stores	[illegible]	[illegible]	[illegible]	[illegible]	[illegible]	[illegible]	[illegible]	[illegible]	[illegible]	15,[illegible]	14,[illegible]	16,[illegible]	14,[illegible]	17,[illegible]	15,[illegible]	[illegible]	[illegible]	[illegible]	[illegible]	[illegible]
Drug stores	[illegible]	(x)	(x)	(x)	(x)	(x)	(x)	(x)	(x)	(x)	(x)	(x)	(x)	(x)	(x)	[illegible]	(x)	(x)	(x)	(x)
Proprietary stores	[illegible]	(x)	(x)	(x)	(x)	(x)	(x)	(x)	(x)	(x)	(x)	(x)	(x)	(x)	(x)	[illegible]	(x)	(x)	(x)	(x)
Liquor stores	[illegible]	(x)	(x)	(x)	(x)	(x)	(x)	(x)	(x)	(x)	(x)	(x)	(x)	(x)	(x)	[illegible]	(x)	(x)	(x)	(x)
Second-hand stores	[illegible]	(x)	(x)	(x)	(x)	(x)	(x)	(x)	(x)	(x)	(x)	(x)	(x)	(x)	(x)	[illegible]	(x)	(x)	(x)	(x)
Other retail stores	[illegible]	[illegible]	[illegible]	[illegible]	[illegible]	[illegible]	[illegible]	[illegible]	[illegible]	[illegible],086	2[illegible],[illegible]	2[illegible],126	23,115	31,[illegible]	30,[illegible]	[illegible]	[illegible]	[illegible]	[illegible]	[illegible]
Fuel, fuel oil dealers	[illegible]	[illegible]	[illegible]	[illegible]	[illegible]	[illegible]	[illegible]	[illegible]	[illegible]	2,045	2,454	2,853	2,820	3,609	3,580	[illegible]	[illegible]	[illegible]	[illegible]	[illegible]
Ice dealers	[illegible]	[illegible]	[illegible]	[illegible]	[illegible]	[illegible]	[illegible]	[illegible]	[illegible]	[illegible]	[illegible]	[illegible]	[illegible]	[illegible]	[illegible]	[illegible]	[illegible]	[illegible]	[illegible]	[illegible]
Feed, farm, garden supply stores	[illegible]	[illegible]	[illegible]	[illegible]	[illegible]	[illegible]	[illegible]	[illegible]	[illegible]	[illegible]	[illegible]	[illegible]	[illegible]	[illegible]	[illegible]	[illegible]	[illegible]	[illegible]	[illegible]	[illegible]
Jewelry stores	[illegible]	[illegible]	[illegible]	[illegible]	[illegible]	[illegible]	[illegible]	[illegible]	[illegible]	[illegible],019	[illegible],[illegible]	[illegible],[illegible]	[illegible],[illegible]	11,[illegible]	11,[illegible]	[illegible]	[illegible]	[illegible]	[illegible]	[illegible]
Book, stationery stores	[illegible]	[illegible]	[illegible]	[illegible]	[illegible]	[illegible]	[illegible]	[illegible]	[illegible]	[illegible],046	[illegible],029	[illegible],201	[illegible],043	[illegible],[illegible]	[illegible],178	[illegible]	[illegible]	[illegible]	[illegible]	[illegible]
Sporting goods stores, bicycle stores	[illegible]	[illegible]	[illegible]	[illegible]	[illegible]	[illegible]	[illegible]	[illegible]	[illegible]	[illegible]	[illegible]	[illegible]	[illegible]	[illegible]	[illegible]	[illegible]	[illegible]	[illegible]	[illegible]	[illegible]
Florists	[illegible]	[illegible]	[illegible]	[illegible]	[illegible]	[illegible]	[illegible]	[illegible]	[illegible]	[illegible]	[illegible]	[illegible]	[illegible]	[illegible]	[illegible]	[illegible]	[illegible]	[illegible]	[illegible]	[illegible]
Cigar stores and stands	[illegible]	[illegible]	[illegible]	[illegible]	[illegible]	[illegible]	[illegible]	[illegible]	[illegible]	[illegible],606	2,541	2,761	2,594	2,[illegible]	2,[illegible]	[illegible]	[illegible]	[illegible]	[illegible]	[illegible]
News dealers, newsstands	[illegible]	[illegible]	[illegible]	[illegible]	[illegible]	[illegible]	[illegible]	[illegible]	[illegible]	[illegible],[illegible]65	[illegible],215	[illegible],339	[illegible],28[illegible]	[illegible],[illegible]0	[illegible],300	[illegible]	[illegible]	[illegible]	[illegible]	[illegible]
Gift, novelty, souvenir stores	[illegible]	[illegible]	[illegible]	[illegible]	[illegible]	[illegible]	[illegible]	[illegible]	[illegible]	697	565	728	586	6[illegible]	571	[illegible]	[illegible]	[illegible]	[illegible]	[illegible]
Music stores	[illegible]	(x)	(x)	(x)	(x)	(x)	(x)	(x)	(x)	(x)	(x)	(x)	(x)	(x)	(x)	[illegible]	(x)	(x)	(x)	(x)
All other retail stores	[illegible]	[illegible]	[illegible]	[illegible]	[illegible]	[illegible]	[illegible]	[illegible]	[illegible]	2,744	2,666	2,704	2,659	2,825	2,665	[illegible]	[illegible]	[illegible]	[illegible]	[illegible]

See footnotes at end of table.

Table 13D.—PAID EMPLOYEES AND WEEKLY PAY ROLL FOR SELECTED WORKWEEKS FOR LARGE STORES AND MULTIUNITS—STATE, BY KIND OF BUSINESS: 1948[1]—Continued

NEBRASKA

STORES, SALES, ANNUAL PAY ROLL, AND PAID EMPLOYEES AND WEEKLY PAY ROLL

[See text for explanatory material]

Kind of business	Large stores and multiunits: Stores (Number)	Sales, entire year (Thousand dollars)	Pay roll, entire year (Thousand dollars)	Paid employees, workweek ended nearest— March 15: Total (Number)	March 15: Full work week (Number)	July 15: Total (Number)	July 15: Full workweek (Number)	Nov. 15: Total (Number)	Nov. 15: Full workweek (Number)	Pay roll, workweek ended nearest— March 15: Total (Dollars)	March 15: Full workweek (Dollars)	July 15: Total (Dollars)	July 15: Full workweek (Dollars)	Nov. 15: Total (Dollars)	Nov. 15: Full workweek (Dollars)	Small single-unit stores: Stores (Number)	Sales, entire year (Thousand dollars)	Pay roll, entire year (Thousand dollars)	Paid employees, workweek ended nearest Nov. 15: Total (Number)	Full workweek (Number)
State, total	4,344	903,407	85,488	39,632	33,683	39,757	34,353	41,995	35,123	1,559,202	1,477,969	1,602,650	1,521,245	1,661,298	1,571,572	12,524	414,406	27,974	22,600	16,295
Food group	809	159,980	9,911	5,159	3,941	5,182	3,988	5,152	3,910	186,097	171,839	192,261	175,902	191,814	176,868	2,342	86,620	3,368	3,046	1,942
Grocery stores, without fresh meat	52	6,658	372	254	172	246	184	253	178	6,597	5,801	6,902	6,129	6,821	6,146	374	10,366	270	276	162
Grocery stores, with fresh meat	631	136,802	7,534	4,010	2,997	3,995	3,021	4,001	2,966	141,304	129,751	146,872	133,612	146,342	133,770	1,481	63,633	1,423	1,801	1,392
Meat markets, fish markets	22	2,629	113	50	46	50	43	47	40	2,019	1,973	2,044	1,975	2,051	1,959	68	2,504	121	82	60
Fruit stores, vegetable markets	4	665	40	21	21	21	21	20	18	1,031	1,031	1,057	1,057	980	967	19	596	16	11	8
Candy, nut, confectionery stores	21	(x)	(x)	(x)	(x)	(x)	(x)	(x)	(x)	(x)	(x)	(x)	(x)	(x)	(x)	121	(x)	(x)	(x)	(x)
Dairy products stores, milk dealers	39	7,410	1,055	432	379	496	404	438	380	20,431	19,367	21,714	20,272	21,227	20,349	88	2,282	165	146	95
Bakery products stores	21	982	185	117	95	117	93	133	107	3,436	3,185	3,532	3,199	4,056	3,764	140	4,064	712	550	432
Egg, poultry dealers	16	2,715	115	78	65	72	61	71	60	2,446	2,204	2,496	2,256	2,398	2,230	40	1,412	33	36	23
All other food stores	3	(x)	(x)	(x)	(x)	(x)	(x)	(x)	(x)	(x)	(x)	(x)	(x)	(x)	(x)	11	(x)	(x)	(x)	(x)
Eating and drinking places	205	17,482	3,981	2,535	2,200	2,520	2,157	2,656	2,256	75,225	70,586	76,434	71,479	80,484	75,695	2,994	74,023	8,920	8,358	6,266
Eating places	158	14,216	3,495	2,271	1,967	2,252	1,924	2,389	2,027	66,096	61,779	67,343	62,802	71,897	67,112	1,692	35,066	5,595	5,964	4,497
Drinking places	47	3,266	436	264	233	268	233	267	229	9,129	8,807	9,091	8,677	9,087	8,583	1,302	38,957	3,325	2,394	1,769
General stores	45	9,826	625	394	285	400	304	408	282	11,184	10,319	11,997	11,192	12,248	10,946	151	6,622	237	225	172
General merchandise group	268	126,486	17,291	9,547	7,455	9,278	7,543	10,905	8,177	319,638	296,536	303,006	280,420	332,637	302,532	226	6,427	369	441	250
Department stores	28	73,430	10,672	5,302	4,616	5,155	4,611	6,043	5,085	169,650	159,937	184,683	174,936	205,667	192,174	...	...	...	...	...
Dry goods, general merchandise stores	140	33,590	3,436	1,871	1,370	1,919	1,432	2,111	1,458	94,879	90,294	61,899	56,560	63,999	57,933	86	3,053	150	172	103
Variety stores	100	19,466	3,183	2,374	1,469	2,204	1,500	2,751	1,634	55,104	46,306	56,424	48,924	62,971	52,425	140	3,374	219	269	147
Apparel group	228	49,714	[illegible]	3,116	2,502	2,983	2,508	3,307	2,598	109,812	101,538	110,052	102,991	124,748	115,880	512	17,636	1,046	855	599
Men's, boys' clothing, furnishings stores	61	10,276	1,099	427	366	406	357	438	360	17,640	16,749	17,263	16,446	19,145	18,055	133	5,984	280	202	141
Family clothing stores	24	12,905	1,867	962	793	913	800	993	806	33,467	31,509	34,057	32,380	39,301	37,068	45	1,432	55	57	36
Women's ready-to-wear stores	69	18,369	2,186	1,232	1,010	1,174	999	1,364	1,088	40,137	36,721	38,993	36,317	46,221	42,590	155	5,264	333	321	220
Millinery stores	7	138	22	22	13	14	8	18	11	434	342	266	214	366	287	12	101	8	8	
Other apparel accessory, specialty stores	4	(x)	(x)	(x)	(x)	(x)	(x)	(x)	(x)	(x)	(x)	(x)	(x)	(x)	(x)	12	(x)	(x)	(x)	(x)
Shoe stores	55	6,692	806	370	249	357	265	376	252	14,599	13,008	15,236	13,915	14,881	13,487	98	3,214	207	134	102
Custom tailors	...	...	...	...	...	...	...	...	...	...	...	...	...	...	...	23	494	79	52	44
Furriers, fur shops	2	(x)	(x)	(x)	(x)	(x)	(x)	(x)	(x)	(x)	(x)	(x)	(x)	(x)	(x)	12	(x)	(x)	(x)	(x)
All other apparel stores	6	293	26	17	16	18	17	19	18	446	421	503	483	521	501	22	464	27	32	21
Furniture, furnishings, appliance group	334	45,502	5,564	2,556	2,357	2,615	2,418	2,682	2,483	121,404	117,270	124,313	120,648	127,800	124,087	562	21,858	1,501	452	270
Furniture stores	90	26,340	3,346	1,173	1,124	1,184	1,137	1,243	1,185	60,303	59,094	60,646	59,611	64,874	63,507	185	7,711	411	274	221
Floor covering, drapery stores	5	2,202	478	141	143	142	136	139	135	8,313	8,215	7,875	7,792	7,532	7,472	29	1,003	122	74	54
Other home furnishing stores	7	954	470	183	182	198	197	195	194	10,838	10,830	11,391	11,383	11,024	11,016	35	811	153	69	61
Household appliance stores	232	16,006	2,270	1,051	908	1,091	948	1,105	969	41,250	39,131	44,401	41,862	44,370	42,042	288	10,889	792	512	[illegible]
Radio stores	...	...	...	...	...	...	...	...	...	...	...	...	...	...	...	25	[illegible]	33	2	[illegible]
Automotive group	545	206,893	16,583	5,916	5,682	6,100	5,848	6,132	5,919	294,936	290,854	315,247	310,897	322,169	317,948	502	21,144	1,416	829	485
Motor vehicle (new and used) dealers	442	175,515	14,766	5,253	5,078	5,376	5,207	5,485	5,310	261,558	258,546	278,593	275,552	287,123	284,051	197	10,443	774	462	414
Motor vehicle (used) dealers	76	22,146	631	219	206	243	225	222	211	11,729	11,444	13,201	12,886	11,787	11,579	124	4,995	188	111	36
Tire, battery, accessory dealers	53	7,986	1,105	420	376	456	392	400	374	20,244	19,480	21,894	20,957	21,624	20,700	167	5,308	408	237	[illegible]
All other automotive dealers	9	1,243	81	24	22	25	24	25	24	1,403	1,389	1,613	1,602	1,634	1,618	14	698	46	14	[illegible]
Gasoline service stations	361	39,539	3,463	1,553	1,461	1,596	1,498	1,588	1,498	65,676	64,226	69,065	67,650	68,545	67,223	1,937	60,506	3,014	2,237	1,[illegible]
Lumber, building, hardware group	1,007	175,807	14,046	5,542	5,040	5,859	5,336	5,752	5,215	248,404	234,832	273,544	261,152	269,699	257,958	1,247	54,444	3,446	4,146	1,664
Lumber yards, building materials dealers	403	68,194	5,884	2,190	1,920	2,332	2,049	2,305	2,015	101,399	96,296	111,358	105,277	109,625	103,560	131	6,930	491	298	208
Plumbing, paint, electrical stores	62	7,517	1,497	453	435	505	497	512	492	22,328	22,106	27,579	27,454	27,070	26,641	191	6,351	851	466	377
Hardware stores	128	21,444	2,112	922	830	959	858	952	827	39,415	33,299	41,234	38,490	42,836	39,613	574	21,581	1,082	727	544
Farm equipment dealers	414	78,142	4,553	1,977	1,855	2,063	1,932	1,483	1,881	85,662	83,137	93,472	89,432	90,168	88,144	351	19,583	1,023	655	53
Drug and proprietary stores	125	17,855	2,328	1,386	1,042	1,399	1,098	1,402	1,039	43,128	38,610	45,450	40,784	44,401	39,484	536	20,769	1,582	1,426	[illegible]
Drug stores	123	(x)	(x)	(x)	(x)	(x)	(x)	(x)	(x)	(x)	(x)	(x)	(x)	(x)	(x)	441	(x)	(x)	(x)	[illegible]
Proprietary stores	2	(x)	(x)	(x)	(x)	(x)	(x)	(x)	(x)	(x)	(x)	(x)	(x)	(x)	(x)	95	(x)	(x)	(x)	(x)
Liquor stores	47	4,465	241	139	97	116	102	117	102	4,386	4,227	4,673	4,460	4,657	4,451	408	15,461	553	[illegible]	[illegible]
Second-hand stores	7	333	65	52	46	52	49	53	49	1,563	1,504	1,664	1,570	1,602	1,558	131	1,606	123	81	[illegible]
Other retail stores	273	49,528	4,185	1,767	1,575	1,657	1,504	1,781	1,595	78,749	75,623	74,954	72,120	79,944	76,892	971	28,290	2,394	1,547	1,14[illegible]
Fuel, fuel oil dealers	30	7,723	760	355	315	252	240	307	292	16,420	15,693	12,216	11,900	14,734	14,344	68	2,916	283	214	
Ice dealers	1	(x)	(x)	(x)	(x)	(x)	(x)	(x)	(x)	(x)	(x)	(x)	(x)	(x)	(x)	13	(x)	(x)	(x)	(x)
Feed, farm, garden supply stores	104	24,994	925	416	379	415	376	423	373	17,608	17,447	18,073	17,309	18,304	17,399	186	6,948	267	167	
Jewelry stores	38	4,346	735	246	227	249	232	260	237	13,721	13,210	14,436	13,887	14,559	13,978	204	5,498	471	272	[illegible]
Book, stationery stores	12	2,916	483	203	176	192	169	215	182	8,010	7,579	7,764	7,445	8,094	7,602	48	763	86	72	
Sporting goods stores, bicycle stores	7	1,898	290	104	97	106	96	121	116	5,460	5,164	4,969	3,933	4,507	4,434	[illegible]	462	[illegible]	[illegible]	
Florists	3	(x)	(x)	(x)	(x)	(x)	(x)	(x)	(x)	(x)	(x)	(x)	(x)	(x)	(x)	71	(x)	(x)	(x)	
Cigar stores and stands	28	1,306	106	62	55	63	55	63	55	2,064	1,950	2,074	1,936	2,081	1,942	[illegible]	762	57	46	
News dealers, newsstands	2	(x)	(x)	(x)	(x)	(x)	(x)	(x)	(x)	(x)	(x)	(x)	(x)	(x)	(x)	26	(x)	(x)	(x)	
Gift, novelty, souvenir stores	6	300	43	17	16	17	16	17	16	840	832	813	805	834	816	18	544	21	43	
Music stores	10	(x)	(x)	(x)	(x)	(x)	(x)	(x)	(x)	(x)	(x)	(x)	(x)	(x)	(x)	23	(x)	(x)	(x)	
All other retail stores	27	2,272	389	169	155	174	166	178	166	7,000	6,801	7,583	7,421	7,659	7,476	215	6,114	394	46	

See footnotes at end of table.

Table 13D.—PAID EMPLOYEES AND WEEKLY PAY ROLL FOR SELECTED WORKWEEKS FOR LARGE STORES AND MULTIUNITS—STATE, BY KIND OF BUSINESS, 1948—Continued

NEVADA

STORES, SALES, ANNUAL PAY ROLL, AND PAID EMPLOYEES AND WEEKLY PAY ROLL

[See text for explanatory material]

Kind of business	Large stores and multiunits														Small single unit stores				
	Stores	Sales, entire year	Pay roll, entire year	Paid employees, workweek ended nearest — March 15		July 15		Nov. 15		Pay roll, workweek ended nearest — March 15		July 15		Nov. 15		Stores	Sales, entire year	Pay roll, entire year	Paid employees, workweek ended nearest, Nov. 15	
				Total	Full work week	Total	Full workweek	Total	Full workweek	Total	Full workweek	Total	Full workweek	Total	Full workweek				Total	Full workweek
State, total	(Number)	(Thousand dollars)	(Thousand dollars)	(Number)	(Number)	(Number)	(Number)	(Number)	(Number)	(Dollars)	(Dollars)	(Dollars)	(Dollars)	(Dollars)	(Dollars)	(Number)	(Thousand dollars)	(Thousand dollars)	Number	Number
Food group	[illegible]	[illegible]	[illegible]	[illegible]	[illegible]	[illegible]	[illegible]	[illegible]	[illegible]	[illegible]	[illegible]	[illegible]	[illegible]	[illegible]	[illegible]	[illegible]	[illegible]	[illegible]	[illegible]	[illegible]
Grocery stores, without fresh meat	[illegible]	[illegible]	[illegible]	[illegible]	[illegible]	[illegible]	[illegible]	[illegible]	[illegible]	1,077	1,558	1,680	1,626	1,550	1,661	[illegible]	[illegible]	[illegible]	[illegible]	[illegible]
Grocery stores, with fresh meat	[illegible]	[illegible]	[illegible]	[illegible]	[illegible]	[illegible]	[illegible]	[illegible]	[illegible]	[illegible]	[illegible]	[illegible]	[illegible]	[illegible]	[illegible]	[illegible]	[illegible]	[illegible]	[illegible]	[illegible]
Meat markets, fish markets	[illegible]	[illegible]	[illegible]	[illegible]	[illegible]	[illegible]	[illegible]	[illegible]	[illegible]	[illegible]	[illegible]	[illegible]	[illegible]	[illegible]	[illegible]	[illegible]	[illegible]	[illegible]	[illegible]	[illegible]
Fruit stores, vegetable markets	...	...	...	...	...	...	...	...	...	...	...	...	...	...	...	...	...	...	...	...
Candy, nut, confectionery stores	[illegible]	[illegible]	[illegible]	[illegible]	[illegible]	[illegible]	[illegible]	[illegible]	[illegible]	[illegible]	[illegible]	[illegible]	[illegible]	[illegible]	[illegible]	[illegible]	[illegible]	[illegible]	[illegible]	[illegible]
Dairy products stores, milk dealers	[illegible]	[illegible]	[illegible]	[illegible]	[illegible]	[illegible]	[illegible]	[illegible]	[illegible]	[illegible]	[illegible]	[illegible]	[illegible]	[illegible]	[illegible]	[illegible]	[illegible]	[illegible]	[illegible]	[illegible]
Bakery products stores	...	...	...	...	...	...	...	...	...	...	...	...	...	...	...	[illegible]	[illegible]	[illegible]	[illegible]	[illegible]
Egg, poultry dealers	...	...	...	...	...	...	...	...	...	...	...	...	...	...	...	[illegible]	[illegible]	[illegible]	[illegible]	[illegible]
All other food stores	...	...	...	...	...	...	...	...	...	...	...	...	...	...	...	[illegible]	[illegible]	[illegible]	[illegible]	[illegible]
Eating and drinking places	[illegible]	[illegible]	[illegible]	[illegible]	[illegible]	[illegible]	[illegible]	[illegible]	[illegible]	[illegible]	[illegible]	[illegible]	[illegible]	[illegible]	[illegible]	[illegible]	[illegible]	[illegible]	[illegible]	[illegible]
Eating places	[illegible]	[illegible]	[illegible]	[illegible]	[illegible]	[illegible]	[illegible]	[illegible]	[illegible]	[illegible]	[illegible]	[illegible]	[illegible]	[illegible]	[illegible]	[illegible]	[illegible]	[illegible]	[illegible]	[illegible]
Drinking places	[illegible]	[illegible]	[illegible]	[illegible]	[illegible]	[illegible]	[illegible]	[illegible]	[illegible]	[illegible]	[illegible]	[illegible]	[illegible]	[illegible]	[illegible]	[illegible]	[illegible]	[illegible]	[illegible]	[illegible]
General stores	[illegible]	[illegible]	[illegible]	[illegible]	[illegible]	[illegible]	[illegible]	[illegible]	[illegible]	[illegible]	[illegible]	[illegible]	[illegible]	[illegible]	[illegible]	[illegible]	[illegible]	[illegible]	[illegible]	[illegible]
General merchandise group	[illegible]	[illegible]	[illegible]	[illegible]	[illegible]	[illegible]	[illegible]	[illegible]	[illegible]	[illegible]	[illegible]	[illegible]	[illegible]	[illegible]	[illegible]	[illegible]	[illegible]	[illegible]	[illegible]	[illegible]
Department stores	[illegible]	[illegible]	[illegible]	[illegible]	[illegible]	[illegible]	[illegible]	[illegible]	[illegible]	[illegible]	[illegible]	[illegible]	[illegible]	[illegible]	[illegible]	...	...	...	...	...
Dry goods, general merchandise stores	[illegible]	[illegible]	[illegible]	[illegible]	[illegible]	[illegible]	[illegible]	[illegible]	[illegible]	[illegible]	[illegible]	[illegible]	[illegible]	[illegible]	[illegible]	[illegible]	[illegible]	[illegible]	[illegible]	[illegible]
Variety stores	[illegible]	[illegible]	[illegible]	[illegible]	[illegible]	[illegible]	[illegible]	[illegible]	[illegible]	[illegible]	[illegible]	[illegible]	[illegible]	[illegible]	[illegible]	[illegible]	[illegible]	[illegible]	[illegible]	[illegible]
Apparel group	[illegible]	[illegible]	[illegible]	[illegible]	[illegible]	[illegible]	[illegible]	[illegible]	[illegible]	[illegible]	[illegible]	[illegible]	[illegible]	[illegible]	[illegible]	[illegible]	[illegible]	[illegible]	[illegible]	[illegible]
Men's, boys' clothing, furnishings stores	[illegible]	[illegible]	[illegible]	[illegible]	[illegible]	[illegible]	[illegible]	[illegible]	[illegible]	[illegible]	[illegible]	[illegible]	[illegible]	[illegible]	[illegible]	[illegible]	[illegible]	[illegible]	[illegible]	[illegible]
Family clothing stores	[illegible]	[illegible]	[illegible]	[illegible]	[illegible]	[illegible]	[illegible]	[illegible]	[illegible]	[illegible]	[illegible]	[illegible]	[illegible]	[illegible]	[illegible]	[illegible]	[illegible]	[illegible]	[illegible]	[illegible]
Women's ready-to-wear stores	[illegible]	[illegible]	[illegible]	[illegible]	[illegible]	[illegible]	[illegible]	[illegible]	[illegible]	[illegible]	[illegible]	[illegible]	[illegible]	[illegible]	[illegible]	[illegible]	[illegible]	[illegible]	[illegible]	[illegible]
Millinery stores	[illegible]	[illegible]	[illegible]	[illegible]	[illegible]	[illegible]	[illegible]	[illegible]	[illegible]	[illegible]	[illegible]	[illegible]	[illegible]	[illegible]	[illegible]	...	...	...	...	...
Other apparel accessory, specialty stores	[illegible]	[illegible]	[illegible]	[illegible]	[illegible]	[illegible]	[illegible]	[illegible]	[illegible]	[illegible]	[illegible]	[illegible]	[illegible]	[illegible]	[illegible]	[illegible]	[illegible]	[illegible]	[illegible]	[illegible]
Shoe stores	[illegible]	[illegible]	[illegible]	[illegible]	[illegible]	[illegible]	[illegible]	[illegible]	[illegible]	[illegible]	[illegible]	[illegible]	[illegible]	[illegible]	[illegible]	[illegible]	[illegible]	[illegible]	[illegible]	[illegible]
Custom tailors	...	...	...	...	...	...	...	...	...	...	...	...	...	...	...	[illegible]	[illegible]	[illegible]	[illegible]	[illegible]
Furriers, fur shops	[illegible]	[illegible]	[illegible]	[illegible]	[illegible]	[illegible]	[illegible]	[illegible]	[illegible]	[illegible]	[illegible]	[illegible]	[illegible]	[illegible]	[illegible]	...	...	...	...	...
All other apparel stores	[illegible]	[illegible]	[illegible]	[illegible]	[illegible]	[illegible]	[illegible]	[illegible]	[illegible]	[illegible]	[illegible]	[illegible]	[illegible]	[illegible]	[illegible]	[illegible]	[illegible]	[illegible]	[illegible]	[illegible]
Furniture, furnishings, appliance group	[illegible]	[illegible]	[illegible]	[illegible]	[illegible]	[illegible]	[illegible]	[illegible]	[illegible]	18,377	18,347	17,732	17,706	18,471	18,336	[illegible]	[illegible]	[illegible]	[illegible]	[illegible]
Furniture stores	[illegible]	[illegible]	[illegible]	[illegible]	[illegible]	[illegible]	[illegible]	[illegible]	[illegible]	[illegible]	[illegible]	[illegible]	[illegible]	[illegible]	[illegible]	[illegible]	[illegible]	[illegible]	[illegible]	[illegible]
Floor covering, drapery stores	[illegible]	[illegible]	[illegible]	[illegible]	[illegible]	[illegible]	[illegible]	[illegible]	[illegible]	[illegible]	[illegible]	[illegible]	[illegible]	[illegible]	[illegible]	[illegible]	[illegible]	[illegible]	[illegible]	[illegible]
Other home furnishing stores	[illegible]	[illegible]	[illegible]	[illegible]	[illegible]	[illegible]	[illegible]	[illegible]	[illegible]	[illegible]	[illegible]	[illegible]	[illegible]	[illegible]	[illegible]	[illegible]	[illegible]	[illegible]	[illegible]	[illegible]
Household appliance stores	[illegible]	[illegible]	[illegible]	[illegible]	[illegible]	[illegible]	[illegible]	[illegible]	[illegible]	[illegible]	[illegible]	[illegible]	[illegible]	[illegible]	[illegible]	[illegible]	[illegible]	[illegible]	[illegible]	[illegible]
Radio stores	[illegible]	[illegible]	[illegible]	[illegible]	[illegible]	[illegible]	[illegible]	[illegible]	[illegible]	[illegible]	[illegible]	[illegible]	[illegible]	[illegible]	[illegible]	[illegible]	[illegible]	[illegible]	[illegible]	[illegible]
Automotive group	[illegible]	[illegible]	[illegible]	[illegible]	[illegible]	[illegible]	[illegible]	[illegible]	[illegible]	[illegible]	[illegible]	[illegible]	[illegible]	[illegible]	[illegible]	[illegible]	[illegible]	[illegible]	[illegible]	[illegible]
Motor vehicle (new and used) dealers	[illegible]	[illegible]	[illegible]	[illegible]	[illegible]	[illegible]	[illegible]	[illegible]	[illegible]	48,782	48,046	57,319	56,705	53,705	53,088	[illegible]	[illegible]	[illegible]	[illegible]	[illegible]
Motor vehicle (used) dealers	[illegible]	[illegible]	[illegible]	[illegible]	[illegible]	[illegible]	[illegible]	[illegible]	[illegible]	[illegible]	[illegible]	[illegible]	[illegible]	[illegible]	[illegible]	[illegible]	[illegible]	[illegible]	[illegible]	[illegible]
Tire, battery, accessory dealers	[illegible]	[illegible]	[illegible]	[illegible]	[illegible]	[illegible]	[illegible]	[illegible]	[illegible]	[illegible]	[illegible]	[illegible]	[illegible]	[illegible]	[illegible]	[illegible]	[illegible]	[illegible]	[illegible]	[illegible]
All other automotive dealers	[illegible]	[illegible]	[illegible]	[illegible]	[illegible]	[illegible]	[illegible]	[illegible]	[illegible]	[illegible]	[illegible]	[illegible]	[illegible]	[illegible]	[illegible]	[illegible]	[illegible]	[illegible]	[illegible]	[illegible]
Gasoline service stations	[illegible]	[illegible]	[illegible]	[illegible]	[illegible]	[illegible]	[illegible]	[illegible]	[illegible]	12,771	12,301	14,070	13,342	14,083	14,624	[illegible]	[illegible]	[illegible]	[illegible]	[illegible]
Lumber, building, hardware group	[illegible]	[illegible]	[illegible]	[illegible]	[illegible]	[illegible]	[illegible]	[illegible]	[illegible]	[illegible]	[illegible]	[illegible]	[illegible]	[illegible]	[illegible]	[illegible]	[illegible]	[illegible]	[illegible]	[illegible]
Lumber yards, building materials dealers	[illegible]	[illegible]	[illegible]	[illegible]	[illegible]	[illegible]	[illegible]	[illegible]	[illegible]	11,413	10,620	13,011	11,479	13,027	11,882	[illegible]	[illegible]	[illegible]	[illegible]	[illegible]
Plumbing, paint, electrical stores	[illegible]	[illegible]	[illegible]	[illegible]	[illegible]	[illegible]	[illegible]	[illegible]	[illegible]	7,809	7,792	9,664	9,641	8,213	8,010	[illegible]	[illegible]	[illegible]	[illegible]	[illegible]
Hardware stores	[illegible]	[illegible]	[illegible]	[illegible]	[illegible]	[illegible]	[illegible]	[illegible]	[illegible]	3,648	3,605	3,942	3,857	3,904	3,857	[illegible]	[illegible]	[illegible]	[illegible]	[illegible]
Farm equipment dealers	[illegible]	[illegible]	[illegible]	[illegible]	[illegible]	[illegible]	[illegible]	[illegible]	[illegible]	1,852	1,852	1,710	1,710	1,640	1,615	[illegible]	[illegible]	[illegible]	[illegible]	[illegible]
Drug and proprietary stores	[illegible]	[illegible]	[illegible]	[illegible]	[illegible]	[illegible]	[illegible]	[illegible]	[illegible]	[illegible]	[illegible]	[illegible]	[illegible]	[illegible]	[illegible]	[illegible]	[illegible]	[illegible]	[illegible]	[illegible]
Drug stores	[illegible]	[illegible]	[illegible]	[illegible]	[illegible]	[illegible]	[illegible]	[illegible]	[illegible]	19,349	17,931	23,474	21,970	20,781	19,185	[illegible]	[illegible]	[illegible]	[illegible]	[illegible]
Proprietary stores	...	...	...	...	...	...	...	...	...	...	...	...	...	...	...	[illegible]	[illegible]	[illegible]	[illegible]	[illegible]
Liquor stores	[illegible]	[illegible]	[illegible]	[illegible]	[illegible]	[illegible]	[illegible]	[illegible]	[illegible]	1,668	1,516	1,642	1,464	1,719	1,544	[illegible]	[illegible]	[illegible]	[illegible]	[illegible]
Second-hand stores	[illegible]	[illegible]	[illegible]	[illegible]	[illegible]	[illegible]	[illegible]	[illegible]	[illegible]	1,191	1,146	1,490	1,287	1,189	1,041	[illegible]	[illegible]	[illegible]	[illegible]	[illegible]
Other retail stores	[illegible]	[illegible]	[illegible]	[illegible]	[illegible]	[illegible]	[illegible]	[illegible]	[illegible]	22,418	20,089	24,331	20,801	24,867	22,401	[illegible]	[illegible]	[illegible]	[illegible]	[illegible]
Fuel, fuel oil dealers	[illegible]	[illegible]	[illegible]	[illegible]	[illegible]	[illegible]	[illegible]	[illegible]	[illegible]	8,743	8,417	10,774	8,644	10,497	9,656	[illegible]	[illegible]	[illegible]	[illegible]	[illegible]
Ice dealers	...	...	...	...	...	...	...	...	...	...	...	...	...	...	...	...	...	...	...	...
Feed, farm, garden supply stores	[illegible]	[illegible]	[illegible]	[illegible]	[illegible]	[illegible]	[illegible]	[illegible]	[illegible]	1,364	1,264	1,499	1,359	1,407	1,238	[illegible]	[illegible]	[illegible]	[illegible]	[illegible]
Jewelry stores	[illegible]	[illegible]	[illegible]	[illegible]	[illegible]	[illegible]	[illegible]	[illegible]	[illegible]	4,309	4,279	4,346	4,339	4,884	4,857	[illegible]	[illegible]	[illegible]	[illegible]	[illegible]
Book, stationery stores	[illegible]	[illegible]	[illegible]	[illegible]	[illegible]	[illegible]	[illegible]	[illegible]	[illegible]	3,199	2,401	3,277	2,583	3,511	2,804	[illegible]	[illegible]	[illegible]	[illegible]	[illegible]
Sporting goods stores, bicycle stores	[illegible]	[illegible]	[illegible]	[illegible]	[illegible]	[illegible]	[illegible]	[illegible]	[illegible]	[illegible]	[illegible]	[illegible]	[illegible]	[illegible]	[illegible]	[illegible]	[illegible]	[illegible]	[illegible]	[illegible]
Florists	...	...	...	...	...	...	...	...	...	...	...	...	...	...	...	[illegible]	[illegible]	[illegible]	[illegible]	[illegible]
Cigar stores and stands	[illegible]	[illegible]	[illegible]	[illegible]	[illegible]	[illegible]	[illegible]	[illegible]	[illegible]	1,260	1,077	1,428	1,283	1,483	1,285	[illegible]	[illegible]	[illegible]	[illegible]	[illegible]
News dealers, newsstands	...	...	...	...	...	...	...	...	...	...	...	...	...	...	...	[illegible]	[illegible]	[illegible]	[illegible]	[illegible]
Gift, novelty, souvenir stores	[illegible]	[illegible]	[illegible]	[illegible]	[illegible]	[illegible]	[illegible]	[illegible]	[illegible]	641	608	805	775	757	722	[illegible]	[illegible]	[illegible]	[illegible]	[illegible]
Music stores	[illegible]	[illegible]	[illegible]	[illegible]	[illegible]	[illegible]	[illegible]	[illegible]	[illegible]	434	434	477	477	544	544	[illegible]	[illegible]	[illegible]	[illegible]	[illegible]
All other retail stores	[illegible]	(x)	(x)	(x)	(x)	(x)	(x)	(x)	(x)	(x)	(x)	(x)	(x)	(x)	(x)	[illegible]	(x)	(x)	(x)	(x)

See footnotes at end of table.

Table 13D.—PAID EMPLOYEES AND WEEKLY PAY ROLL FOR SELECTED WORKWEEKS FOR LARGE STORES AND MULTIUNITS—STATE, BY KIND OF BUSINESS: 1948[1]—Continued

NEW HAMPSHIRE

STORES, SALES, ANNUAL PAY ROLL, AND PAID EMPLOYEES AND WEEKLY PAY ROLL

[See text for explanatory material]

Large stores and multiunits — stores, sales, pay roll, and paid employees, workweek ended nearest —

Kind of business	Stores (Number)	Sales, entire year (Thousand dollars)	Pay roll, entire year (Thousand dollars)	March 15 Total (Number)	March 15 Full work week (Number)	July 15 Total (Number)	July 15 Full workweek (Number)	Nov. 15 Total (Number)	Nov. 15 Full workweek (Number)
State, total	1,64[illegible]	[illegible],319	31,232	14,451	11,9[illegible]	15,262	13,102	15,141	12,470
Food group	413	84,043	5,994	2,842	2,080	2,969	2,285	2,857	2,089
Grocery stores, without fresh meat	116	12,830	740	371	247	394	263	361	234
Grocery stores, with fresh meat	233	60,672	3,865	1,981	1,373	2,002	1,475	1,952	1,351
Meat markets, fish markets	4	611	23	10	5	12	8	16	8
Fruit stores, vegetable markets	7	324	13	5	5	10	10	12	9
Candy, nut, confectionery stores	13	548	86	49	38	55	48	47	42
Dairy products stores, milk dealers	32	8,165	1,040	369	360	435	424	403	386
Bakery products stores	4	(x)	(x)	(x)	(x)	(x)	(x)	(x)	(x)
Egg, poultry dealers	1	(x)	(x)	(x)	(x)	(x)	(x)	(x)	(x)
All other food stores	3	(x)	(x)	(x)	(x)	(x)	(x)	(x)	(x)
Eating and drinking places	120	7,456	1,844	1,178	948	1,688	1,416	1,211	981
Eating places	111	7,134	1,792	1,124	905	1,627	1,367	1,152	934
Drinking places	9	322	52	54	[illegible]	61	[illegible]	59	47
General stores	3	388	41	11	10	18	17	12	12
General merchandise group	95	24,234	3,552	2,161	1,446	2,111	1,5[illegible]	2,487	1,632
Department stores	8	[illegible]	1,329	[illegible]	47[illegible]	581	[illegible]	[illegible]	547
Dry goods, general merchandise stores	38	[illegible]	772	385	134	400	35[illegible]	404	335
Variety stores	49	[illegible],451	1,451	1,136	[illegible]	1,130	74[illegible]	1,352	[illegible]
Apparel group	188	21,[illegible]	2,793	1,427	1,083	1,405	1,120	1,477	1,132
Men's, boys' clothing, furnishings stores	42	3,639	452	205	167	[illegible]	[illegible]	[illegible]	[illegible]
Family clothing stores	37	6,404	983	462	[illegible]	447	381	[illegible]	380
Women's ready-to-wear stores	51	6,7[illegible]	835	475	318	[illegible]	[illegible]	[illegible]	377
Millinery stores	9	166	39	[illegible]	17	[illegible]	17	25	19
Other apparel accessory, specialty stores	2	(x)	(x)	(x)	(x)	(x)	(x)	(x)	(x)
Shoe stores	37	2,346	252	134	[illegible]	[illegible]	[illegible]	143	[illegible]
Custom tailors	...	...	...	...	...	...	...	...	...
Furriers, fur shops	2	(x)	(x)	(x)	(x)	(x)	(x)	(x)	(x)
All other apparel stores	6	586	60	41	22	[illegible]	[illegible]	[illegible]	26
Furniture, furnishings, appliance group	147	17,121	2,940	1,103	1,045	1,165	1,112	1,146	1,129
Furniture stores	42	7,725	1,164	379	[illegible]	[illegible]	376	405	390
Floor covering, drapery stores	4	(x)	(x)	(x)	(x)	(x)	(x)	(x)	(x)
Other home furnishing stores	3	(x)	(x)	(x)	(x)	(x)	(x)	(x)	(x)
Household appliance stores	[illegible]	7,534	1,281	544	525	588	[illegible]	[illegible]	[illegible]
Radio stores	6	400	42	15	13	17	15	22	24
Automotive group	[illegible]	[illegible]	[illegible]	1,36[illegible]	1,41[illegible]	[illegible]	[illegible]	[illegible]	[illegible]
Motor vehicle (new and used) dealers	174	[illegible]	[illegible]	1,210	[illegible]	1,930	[illegible]	1,42[illegible]	1,36[illegible]
Motor vehicle (used) dealers	16	[illegible],766	235	73	[illegible]	81	78	43	40
Tire, battery, accessory dealers	14	(x)	(x)	(x)	(x)	(x)	(x)	(x)	(x)
All other automotive dealers	2	(x)	(x)	(x)	(x)	(x)	(x)	(x)	(x)
Gasoline service stations	37	[illegible]	[illegible]	118	[illegible]	12[illegible]	[illegible]	115	[illegible]
Lumber, building, hardware group	12[illegible]	[illegible],247	[illegible]	1,544	1,467	[illegible]	1,47[illegible]	[illegible]	1,475
Lumber yards, building materials dealers	52	15,196	1,[illegible]	611	559	[illegible]	611	[illegible]	613
Plumbing, paint, electrical stores	14	(x)	(x)	(x)	(x)	(x)	(x)	(x)	(x)
Hardware stores	48	13,159	1,365	[illegible]	[illegible]	757	[illegible]	[illegible]	[illegible]
Farm equipment dealers	12	(x)	(x)	(x)	(x)	(x)	(x)	(x)	(x)
Drug and proprietary stores	41	5,126	686	[illegible]	[illegible]	[illegible]	[illegible]	[illegible]	325
Drug stores	[illegible]	(x)	(x)	(x)	(x)	(x)	(x)	(x)	(x)
Proprietary stores	4	(x)	(x)	(x)	(x)	(x)	(x)	(x)	(x)
Liquor stores	40	14,940	352	150	151	15[illegible]	153	15[illegible]	153
Second-hand stores	[illegible]	(x)	(x)	(x)	(x)	(x)	(x)	(x)	(x)
Other retail stores	273	(x)	(x)	(x)	(x)	(x)	(x)	(x)	(x)
Fuel, fuel oil dealers	81	15,[illegible]	1,619	753	712	[illegible]	[illegible]	[illegible]	[illegible]
Ice dealers	...	...	...	...	...	...	...	...	...
Feed, farm, garden supply stores	[illegible]	(x)	(x)	(x)	(x)	(x)	(x)	(x)	(x)
Jewelry stores	12	1,253	174	71	[illegible]	[illegible]	66	75	[illegible]
Book, stationery stores	9	[illegible]	[illegible]	43	[illegible]	[illegible]	33	43	38
Sporting goods stores, bicycle stores	2	(x)	(x)	(x)	(x)	(x)	(x)	(x)	(x)
Florists	[illegible]	121	[illegible]	13	[illegible]	14	14	12	12
Cigar stores and stands	5	31	24	3	[illegible]	[illegible]	14	12	3
News dealers, newsstands	[illegible]	[illegible]	33	22	12	22	12	22	12
Gift, novelty, souvenir stores	[illegible]	[illegible]	[illegible]	[illegible]	[illegible]	[illegible]	[illegible]	[illegible]	9
Music stores	[illegible]	(x)	(x)	(x)	(x)	(x)	(x)	(x)	(x)
All other retail stores	24	(x)	(x)	(x)	(x)	(x)	(x)	(x)	(x)

Large stores and multiunits — pay roll, workweek ended nearest —; Small single-unit stores

Kind of business	March 15 Total (Dollars)	March 15 Full workweek (Dollars)	July 15 Total (Dollars)	July 15 Full workweek (Dollars)	Nov. 15 Total (Dollars)	Nov. 15 Full workweek (Dollars)	Small single-unit: Stores (Number)	Sales, entire year (Thousand dollars)	Pay roll, entire year (Thousand dollars)	Paid employees, workweek ended nearest Nov. 15: Total (Number)	Full workweek (Number)
State, total	545,109	511,578	548,81[illegible]	5[illegible]4,456	580,061	543,768	5,845	167,4[illegible]	[illegible]	[illegible],037	[illegible],658
Food group	109,516	97,740	118,179	105,887	112,412	100,845	1,646	58,176	[illegible]	1,[illegible]26	1,137
Grocery stores, without fresh meat	13,907	12,102	15,086	12,794	13,584	11,746	-	12,[illegible]	[illegible]	[illegible]	138
Grocery stores, with fresh meat	70,631	61,151	75,552	65,927	71,994	62,760	348	38,8[illegible]	1,345	471	68[illegible]
Meat markets, fish markets	34[illegible]	233	475	34[illegible]	510	350	55	1,312	103	69	4[illegible]
Fruit stores, vegetable markets	168	168	348	348	248	221	42	1,348	34	34	22
Candy, nut, confectionery stores	1,602	1,511	1,6[illegible]	1,545	1,62[illegible]	1,571	47	[illegible]	47	46	17
Dairy products stores, milk dealers	19,334	18,142	[illegible]	[illegible]	[illegible],328	20,112	43	2,181	220	118	[illegible]
Bakery products stores	(x)	(x)	(x)	(x)	(x)	(x)	61	(x)	(x)	(x)	(x)
Egg, poultry dealers	(x)	(x)	(x)	(x)	(x)	(x)	8	(x)	(x)	(x)	x
All other food stores	(x)	(x)	(x)	(x)	(x)	(x)	3	(x)	(x)	(x)	(x)
Eating and drinking places	31,205	28,320	44,8[illegible]	41,1[illegible]	32,543	29,7[illegible]	1,101	21,943	[illegible]	[illegible],303	[illegible]
Eating places	30,168	27,387	43,611	40,028	31,361	28,672	964	19,[illegible]	[illegible]	[illegible],719	[illegible]
Drinking places	1,037	933	1,225	1,111	1,182	1,068	137	[illegible],664	315	284	216
General stores	57[illegible]	57[illegible]	1,040	1,015	57	570	[illegible]	[illegible]	[illegible]	99	58
General merchandise group	56,592	48,522	62,642	54,526	64,544	55,348	123	[illegible]	209	186	126
Department stores	21,524	19,477	22,[illegible]	[illegible]	23,545	21,082	...	...	...	...	...
Dry goods, general merchandise stores	12,113	11,[illegible]	13,[illegible]	1[illegible],571	13,059	12,378	86	[illegible]	130	104	72
Variety stores	22,955	[illegible]	[illegible]	21,81[illegible]	[illegible]	21,479	37	[illegible],137	79	82	[illegible]
Apparel group	4[illegible],204	[illegible]	49,49[illegible]	[illegible]	49,393	45,279	[illegible]	11,871	767	[illegible]	[illegible]
Men's, boys' clothing, furnishings stores	8,585	[illegible]	[illegible]	[illegible]	8,835	8,371	103	[illegible]	[illegible]	138	[illegible]
Family clothing stores	14,643	[illegible]	15,[illegible]	[illegible]	15,135	14,130	33	1,[illegible]	[illegible]	[illegible]	[illegible]
Women's ready-to-wear stores	14,657	13,45[illegible]	15,2[illegible]	1[illegible],13[illegible]	15,521	14,112	104	[illegible],127	190	[illegible]	114
Millinery stores	71[illegible]	[illegible]	72[illegible]	682	798	745	18	[illegible]	[illegible]	21	1[illegible]
Other apparel accessory, specialty stores	(x)	(x)	(x)	(x)	(x)	(x)	21	(x)	[illegible]	(x)	[illegible]
Shoe stores	4,115	[illegible]	4,79[illegible]	4,2[illegible]	4,520	3,912	77	2,371	171	1	[illegible]
Custom tailors	...	...	...	...	...	...	12	71	[illegible]	[illegible]	[illegible]
Furriers, fur shops	(x)	(x)	(x)	(x)	(x)	(x)	10	(x)	(x)	[illegible]	x
All other apparel stores	1,[illegible]	[illegible]	[illegible]	[illegible]	1,1[illegible]	[illegible]	18	[illegible]	34	[illegible]	[illegible]
Furniture, furnishings, appliance group	5[illegible],055	51,121	[illegible]	[illegible],512	55,5[illegible]	54,549	35[illegible]	3,[illegible]	[illegible]	[illegible]	[illegible]
Furniture stores	12,37[illegible]	17,[illegible]	[illegible]	1[illegible],75[illegible]	1[illegible],48[illegible]	1[illegible],019	73	2,7[illegible]	[illegible]47	15	11[illegible]
Floor covering, drapery stores	(x)	(x)	(x)	(x)	(x)	(x)	1[illegible]	(x)	[illegible]	(x)	[illegible]
Other home furnishing stores	[illegible]	(x)	(x)	(x)	(x)	(x)	141	(x)	[illegible]	[illegible]	[illegible]
Household appliance stores	24,9[illegible]	24,48[illegible]	[illegible]	[illegible]	[illegible],81[illegible]	25,41[illegible]	8[illegible]	3,447	[illegible]	[illegible]	[illegible]
Radio stores	71	[illegible]	77[illegible]	720	1,218	1,39[illegible]	38	27	[illegible]	[illegible]	[illegible]
Automotive group	[illegible]	[illegible]	[illegible]	1[illegible],85[illegible]	1[illegible],47[illegible]	10[illegible],68[illegible]	16[illegible]	[illegible]	[illegible]	[illegible]	[illegible]
Motor vehicle (new and used) dealers	98,[illegible]	8[illegible],38[illegible]	[illegible]	[illegible]	9[illegible]	9[illegible]	[illegible]	[illegible]	[illegible]	13[illegible]	[illegible]
Motor vehicle (used) dealers	[illegible],63[illegible]	[illegible]	3,88[illegible]	[illegible],837	4,78[illegible]	[illegible]	39	1,65[illegible]	54	[illegible]	[illegible]
Tire, battery, accessory dealers	(x)	(x)	(x)	(x)	(x)	(x)	5	x	x	(x)	(x)
All other automotive dealers	(x)	(x)	(x)	(x)	(x)	(x)	2	(x)	x	(x)	[illegible]
Gasoline service stations	[illegible],15[illegible]	[illegible],97[illegible]	[illegible],134	4,7[illegible]	4,3[illegible]	4,[illegible]	[illegible]	[illegible],10[illegible]	1,[illegible]42	[illegible]	[illegible]
Lumber, building, hardware group	6[illegible],54[illegible]	61,[illegible]	[illegible],42[illegible]	64,8[illegible]1	6[illegible],2[illegible]	5[illegible],14[illegible]	1[illegible]	5,[illegible]	[illegible]	[illegible]	[illegible]
Lumber yards, building materials dealers	2[illegible],92[illegible]	25,751	2[illegible]	[illegible]	24,772	28,5[illegible]	21	[illegible]	1[illegible]	[illegible]	[illegible]
Plumbing, paint, electrical stores	(x)	(x)	(x)	(x)	(x)	(x)	52	(x)	(x)	x	[illegible]
Hardware stores	28,691	27,47[illegible]	2[illegible]	2[illegible],80[illegible]	3[illegible],8[illegible]	29,27[illegible]	32	[illegible],56[illegible]	[illegible]	[illegible]	[illegible]
Farm equipment dealers	(x)	(x)	(x)	(x)	(x)	(x)	14	(x)	x	[illegible]	[illegible]
Drug and proprietary stores	11,9[illegible]	11,11[illegible]	14,1[illegible]	13,485	1[illegible]	13,172	1[illegible]2	[illegible],4[illegible]1	3[illegible]1	[illegible]	[illegible]
Drug stores	(x)	(x)	(x)	(x)	(x)	(x)	1[illegible]	(x)	[illegible]	[illegible]	[illegible]
Proprietary stores	(x)	(x)	(x)	(x)	(x)	(x)	54	(x)	[illegible]	[illegible]	[illegible]
Liquor stores	[illegible],523	[illegible],523	[illegible]	[illegible],7[illegible]	[illegible],708	[illegible],71[illegible]	...	...	...	...	...
Second-hand stores	(x)	(x)	(x)	(x)	(x)	(x)	[illegible]	(x)	(x)	(x)	[illegible]
Other retail stores	(x)	(x)	(x)	(x)	(x)	(x)	72[illegible]	(x)	(x)	[illegible]	[illegible]
Fuel, fuel oil dealers	32,806	32,[illegible]1	[illegible]	28,[illegible]10	[illegible],768	[illegible]	[illegible]	[illegible]	[illegible]	[illegible]	[illegible]
Ice dealers	...	...	...	...	...	...	[illegible]	[illegible]	[illegible]	[illegible]	[illegible]
Feed, farm, garden supply stores	(x)	(x)	(x)	(x)	(x)	(x)	[illegible]	[illegible]	[illegible]	[illegible]	[illegible]
Jewelry stores	2,69[illegible]	[illegible]	[illegible]	[illegible],740	[illegible]	[illegible]	[illegible]	1,[illegible]	[illegible]	[illegible]	[illegible]
Book, stationery stores	1,24[illegible]	1,[illegible]	1,1[illegible]	1,11[illegible]	1,298	[illegible],258	43	1,1[illegible]	[illegible]	[illegible]	[illegible]
Sporting goods stores, bicycle stores	(x)	(x)	(x)	(x)	(x)	(x)	[illegible]	x	[illegible]	x	[illegible]
Florists	416	41[illegible]	4[illegible]8	[illegible]	[illegible]	[illegible]	[illegible]	[illegible]	[illegible]	[illegible]	[illegible]
Cigar stores and stands	341	[illegible]	[illegible]1	[illegible]	[illegible]	[illegible]	[illegible]	[illegible]	[illegible]	[illegible]	[illegible]
News dealers, newsstands	628	46[illegible]	[illegible]	[illegible]	[illegible]	[illegible]	[illegible]	[illegible]	[illegible]	[illegible]	[illegible]
Gift, novelty, souvenir stores	32[illegible]	4[illegible]3	[illegible]	1,[illegible]	[illegible]	[illegible]	[illegible]	[illegible]	[illegible]	[illegible]	[illegible]
Music stores	(x)	(x)	(x)	(x)	[illegible]	[illegible]	[illegible]	[illegible]	[illegible]	[illegible]	[illegible]
All other retail stores	(x)	(x)	(x)	(x)	[illegible]	[illegible]	[illegible]	[illegible]	[illegible]	[illegible]	[illegible]

See footnotes at end of table.

Table 13D.—PAID EMPLOYEES AND WEEKLY PAY ROLL FOR SELECTED WORKWEEKS FOR LARGE STORES AND MULTIUNITS—STATE, BY KIND OF BUSINESS 1948[1]—Continued

NEW JERSEY

STORES, SALES, ANNUAL PAY ROLL, AND PAID EMPLOYEES AND WEEKLY PAY ROLL

[See text for explanatory material]

	Large stores and multiunits															Small single unit stores					
				Paid employees, workweek ended nearest						Pay roll, workweek ended nearest										Paid employees, workweek ended nearest Nov. 15	
				March 15		July 15		Nov. 15		March 15		July 15		Nov. 15							
	Stores	Sales, entire year	Pay roll, entire year	Total	Full work week	Total	Full workweek	Total	Full workweek	Total	Full workweek	Total	Full workweek	Total	Full workweek	Stores	Sales, entire year	Pay roll, entire year	Total	Full workweek
	Number	Thousand dollars	Thousand dollars	Number	Number	Number	Number	Number	Number	Dollars	Dollars	Dollars	Dollars	Dollars	Dollars	Number	Thousand dollars	Thousand dollars	Number	Number
State, total	[illegible]	[illegible]	[illegible]	[illegible]	[illegible]	[illegible]	[illegible]	[illegible]	[illegible]	[illegible]	[illegible]	[illegible]	[illegible]	[illegible]	[illegible]	[illegible]	[illegible]	[illegible]	[illegible]	[illegible]
Food group	[illegible]	[illegible]	[illegible]	[illegible]	[illegible]	[illegible]	[illegible]	25,378	[illegible]	1,211,124	1,141,[illegible]	1,408,951	1,332,973	1,[illegible]	1,[illegible]	[illegible]	[illegible]	[illegible]	[illegible]	[illegible]
Grocery stores, without fresh meat	[illegible]	[illegible]	[illegible]	[illegible]	[illegible]	[illegible]	[illegible]	[illegible]	[illegible]	[illegible]	[illegible]	[illegible]	[illegible]	[illegible]	[illegible]	[illegible]	[illegible]	[illegible]	[illegible]	[illegible]
Grocery stores, with fresh meat	[illegible]	[illegible]	[illegible]	[illegible]	[illegible]	[illegible]	[illegible]	[illegible]	[illegible]	[illegible]	[illegible]	[illegible]	[illegible]	[illegible]	[illegible]	[illegible]	[illegible]	[illegible]	[illegible]	[illegible]
Meat markets, fish markets	[illegible]	[illegible]	[illegible]	[illegible]	[illegible]	[illegible]	[illegible]	[illegible]	[illegible]	[illegible]	[illegible]	[illegible]	[illegible]	[illegible]	[illegible]	[illegible]	[illegible]	[illegible]	[illegible]	[illegible]
Fruit stores, vegetable markets	[illegible]	[illegible]	[illegible]	[illegible]	[illegible]	[illegible]	[illegible]	[illegible]	[illegible]	[illegible]	[illegible]	[illegible]	[illegible]	[illegible]	[illegible]	[illegible]	[illegible]	[illegible]	[illegible]	[illegible]
Candy, nut, confectionery stores	[illegible]	[illegible]	[illegible]	[illegible]	[illegible]	[illegible]	[illegible]	[illegible]	[illegible]	[illegible]	[illegible]	[illegible]	[illegible]	[illegible]	[illegible]	[illegible]	[illegible]	[illegible]	[illegible]	[illegible]
Dairy products stores, milk dealers	[illegible]	[illegible]	[illegible]	[illegible]	[illegible]	[illegible]	[illegible]	[illegible]	[illegible]	[illegible]	[illegible]	[illegible]	[illegible]	[illegible]	[illegible]	[illegible]	[illegible]	[illegible]	[illegible]	[illegible]
Bakery products stores	[illegible]	[illegible]	[illegible]	[illegible]	[illegible]	[illegible]	[illegible]	[illegible]	[illegible]	[illegible]	[illegible]	[illegible]	[illegible]	[illegible]	[illegible]	[illegible]	[illegible]	[illegible]	[illegible]	[illegible]
Egg, poultry dealers	[illegible]	[illegible]	[illegible]	[illegible]	[illegible]	[illegible]	[illegible]	[illegible]	[illegible]	[illegible]	[illegible]	[illegible]	[illegible]	[illegible]	[illegible]	[illegible]	[illegible]	[illegible]	[illegible]	[illegible]
All other food stores	[illegible]	[illegible]	[illegible]	[illegible]	[illegible]	[illegible]	[illegible]	[illegible]	[illegible]	[illegible]	[illegible]	[illegible]	[illegible]	[illegible]	[illegible]	[illegible]	[illegible]	[illegible]	[illegible]	[illegible]
Eating and drinking places	[illegible]	[illegible]	[illegible]	[illegible]	[illegible]	[illegible]	[illegible]	[illegible]	[illegible]	[illegible]	[illegible]	[illegible]	[illegible]	[illegible]	[illegible]	[illegible]	[illegible]	[illegible]	[illegible]	[illegible]
Eating places	[illegible]	[illegible]	[illegible]	[illegible]	[illegible]	[illegible]	[illegible]	[illegible]	[illegible]	[illegible]	[illegible]	[illegible]	[illegible]	[illegible]	[illegible]	[illegible]	[illegible]	[illegible]	[illegible]	[illegible]
Drinking places	[illegible]	[illegible]	[illegible]	[illegible]	[illegible]	[illegible]	[illegible]	[illegible]	[illegible]	[illegible]	[illegible]	[illegible]	[illegible]	[illegible]	[illegible]	[illegible]	[illegible]	[illegible]	[illegible]	[illegible]
General stores	[illegible]	[illegible]	[illegible]	[illegible]	[illegible]	[illegible]	[illegible]	[illegible]	[illegible]	[illegible]	[illegible]	[illegible]	[illegible]	[illegible]	[illegible]	[illegible]	[illegible]	[illegible]	[illegible]	[illegible]
General merchandise group	[illegible]	[illegible]	[illegible]	[illegible]	[illegible]	[illegible]	[illegible]	[illegible]	[illegible]	[illegible]	[illegible]	[illegible]	[illegible]	[illegible]	[illegible]	[illegible]	[illegible]	[illegible]	[illegible]	[illegible]
Department stores	[illegible]	[illegible]	[illegible]	[illegible]	[illegible]	[illegible]	[illegible]	[illegible]	[illegible]	[illegible]	[illegible]	[illegible]	[illegible]	[illegible]	[illegible]	...	...	...	...	...
Dry goods, general merchandise stores	[illegible]	[illegible]	[illegible]	[illegible]	[illegible]	[illegible]	[illegible]	[illegible]	[illegible]	[illegible]	[illegible]	[illegible]	[illegible]	[illegible]	[illegible]	[illegible]	[illegible]	[illegible]	[illegible]	[illegible]
Variety stores	[illegible]	[illegible]	[illegible]	[illegible]	[illegible]	[illegible]	[illegible]	[illegible]	[illegible]	[illegible]	[illegible]	[illegible]	[illegible]	[illegible]	[illegible]	[illegible]	[illegible]	[illegible]	[illegible]	[illegible]
Apparel group	[illegible]	[illegible]	[illegible]	[illegible]	[illegible]	[illegible]	[illegible]	[illegible]	[illegible]	[illegible]	[illegible]	[illegible]	[illegible]	[illegible]	[illegible]	[illegible]	[illegible]	[illegible]	[illegible]	[illegible]
Men's, boys' clothing, furnishings stores	[illegible]	[illegible]	[illegible]	[illegible]	[illegible]	[illegible]	[illegible]	[illegible]	[illegible]	[illegible]	[illegible]	[illegible]	[illegible]	[illegible]	[illegible]	[illegible]	[illegible]	[illegible]	[illegible]	[illegible]
Family clothing stores	[illegible]	[illegible]	[illegible]	[illegible]	[illegible]	[illegible]	[illegible]	[illegible]	[illegible]	[illegible]	[illegible]	[illegible]	[illegible]	[illegible]	[illegible]	[illegible]	[illegible]	[illegible]	[illegible]	[illegible]
Women - ready-to-wear stores	[illegible]	[illegible]	[illegible]	[illegible]	[illegible]	[illegible]	[illegible]	[illegible]	[illegible]	[illegible]	[illegible]	[illegible]	[illegible]	[illegible]	[illegible]	[illegible]	[illegible]	[illegible]	[illegible]	[illegible]
Millinery stores	[illegible]	[illegible]	[illegible]	[illegible]	[illegible]	[illegible]	[illegible]	[illegible]	[illegible]	[illegible]	[illegible]	[illegible]	[illegible]	[illegible]	[illegible]	[illegible]	[illegible]	[illegible]	[illegible]	[illegible]
Other apparel accessory, specialty stores	[illegible]	[illegible]	[illegible]	[illegible]	[illegible]	[illegible]	[illegible]	[illegible]	[illegible]	[illegible]	[illegible]	[illegible]	[illegible]	[illegible]	[illegible]	[illegible]	[illegible]	[illegible]	[illegible]	[illegible]
Shoe stores	[illegible]	[illegible]	[illegible]	[illegible]	[illegible]	[illegible]	[illegible]	[illegible]	[illegible]	[illegible]	[illegible]	[illegible]	[illegible]	[illegible]	[illegible]	[illegible]	[illegible]	[illegible]	[illegible]	[illegible]
Custom tailors	[illegible]	[illegible]	[illegible]	[illegible]	[illegible]	[illegible]	[illegible]	[illegible]	[illegible]	[illegible]	[illegible]	[illegible]	[illegible]	[illegible]	[illegible]	[illegible]	[illegible]	[illegible]	[illegible]	[illegible]
Furriers, fur shops	[illegible]	[illegible]	[illegible]	[illegible]	[illegible]	[illegible]	[illegible]	[illegible]	[illegible]	[illegible]	[illegible]	[illegible]	[illegible]	[illegible]	[illegible]	[illegible]	[illegible]	[illegible]	[illegible]	[illegible]
All other apparel stores	[illegible]	[illegible]	[illegible]	[illegible]	[illegible]	[illegible]	[illegible]	[illegible]	[illegible]	[illegible]	[illegible]	[illegible]	[illegible]	[illegible]	[illegible]	[illegible]	[illegible]	[illegible]	[illegible]	[illegible]
Furniture, furnishings, appliance group	[illegible]	[illegible]	[illegible]	[illegible]	[illegible]	[illegible]	[illegible]	[illegible]	[illegible]	[illegible]	[illegible]	[illegible]	[illegible]	[illegible]	[illegible]	[illegible]	[illegible]	[illegible]	[illegible]	[illegible]
Furniture stores	[illegible]	[illegible]	[illegible]	[illegible]	[illegible]	[illegible]	[illegible]	[illegible]	[illegible]	[illegible]	[illegible]	[illegible]	[illegible]	[illegible]	[illegible]	[illegible]	[illegible]	[illegible]	[illegible]	[illegible]
Floor covering, drapery stores	[illegible]	[illegible]	[illegible]	[illegible]	[illegible]	[illegible]	[illegible]	[illegible]	[illegible]	[illegible]	[illegible]	[illegible]	[illegible]	[illegible]	[illegible]	[illegible]	[illegible]	[illegible]	[illegible]	[illegible]
Other home furnishing stores	[illegible]	[illegible]	[illegible]	[illegible]	[illegible]	[illegible]	[illegible]	[illegible]	[illegible]	[illegible]	[illegible]	[illegible]	[illegible]	[illegible]	[illegible]	[illegible]	[illegible]	[illegible]	[illegible]	[illegible]
Household appliance stores	[illegible]	[illegible]	[illegible]	[illegible]	[illegible]	[illegible]	[illegible]	[illegible]	[illegible]	[illegible]	[illegible]	[illegible]	[illegible]	[illegible]	[illegible]	[illegible]	[illegible]	[illegible]	[illegible]	[illegible]
Radio stores	[illegible]	[illegible]	[illegible]	[illegible]	[illegible]	[illegible]	[illegible]	[illegible]	[illegible]	[illegible]	[illegible]	[illegible]	[illegible]	[illegible]	[illegible]	[illegible]	[illegible]	[illegible]	[illegible]	[illegible]
Automotive group	[illegible]	[illegible]	[illegible]	[illegible]	[illegible]	[illegible]	[illegible]	[illegible]	[illegible]	[illegible]	[illegible]	[illegible]	[illegible]	[illegible]	[illegible]	[illegible]	[illegible]	[illegible]	[illegible]	[illegible]
Motor vehicle (new and used) dealers	[illegible]	[illegible]	[illegible]	[illegible]	[illegible]	[illegible]	[illegible]	[illegible]	[illegible]	[illegible]	[illegible]	[illegible]	[illegible]	[illegible]	[illegible]	[illegible]	[illegible]	[illegible]	[illegible]	[illegible]
Motor vehicle (used) dealers	[illegible]	[illegible]	[illegible]	[illegible]	[illegible]	[illegible]	[illegible]	[illegible]	[illegible]	[illegible]	[illegible]	[illegible]	[illegible]	[illegible]	[illegible]	[illegible]	[illegible]	[illegible]	[illegible]	[illegible]
Tire, battery, accessory dealers	[illegible]	[illegible]	[illegible]	[illegible]	[illegible]	[illegible]	[illegible]	[illegible]	[illegible]	[illegible]	[illegible]	[illegible]	[illegible]	[illegible]	[illegible]	[illegible]	[illegible]	[illegible]	[illegible]	[illegible]
All other automotive dealers	[illegible]	[illegible]	[illegible]	[illegible]	[illegible]	[illegible]	[illegible]	[illegible]	[illegible]	[illegible]	[illegible]	[illegible]	[illegible]	[illegible]	[illegible]	[illegible]	[illegible]	[illegible]	[illegible]	[illegible]
Gasoline service stations	[illegible]	[illegible]	[illegible]	[illegible]	[illegible]	[illegible]	[illegible]	[illegible]	[illegible]	[illegible]	[illegible]	[illegible]	[illegible]	[illegible]	[illegible]	[illegible]	[illegible]	[illegible]	[illegible]	[illegible]
Lumber, building, hardware group	[illegible]	[illegible]	[illegible]	[illegible]	[illegible]	[illegible]	[illegible]	[illegible]	[illegible]	[illegible]	[illegible]	[illegible]	[illegible]	[illegible]	[illegible]	[illegible]	[illegible]	[illegible]	[illegible]	[illegible]
Lumber yards, building materials dealers	[illegible]	[illegible]	[illegible]	[illegible]	[illegible]	[illegible]	[illegible]	[illegible]	[illegible]	[illegible]	[illegible]	[illegible]	[illegible]	[illegible]	[illegible]	[illegible]	[illegible]	[illegible]	[illegible]	[illegible]
Plumbing, paint, electrical stores	[illegible]	[illegible]	[illegible]	[illegible]	[illegible]	[illegible]	[illegible]	[illegible]	[illegible]	[illegible]	[illegible]	[illegible]	[illegible]	[illegible]	[illegible]	[illegible]	[illegible]	[illegible]	[illegible]	[illegible]
Hardware stores	[illegible]	[illegible]	[illegible]	[illegible]	[illegible]	[illegible]	[illegible]	[illegible]	[illegible]	[illegible]	[illegible]	[illegible]	[illegible]	[illegible]	[illegible]	[illegible]	[illegible]	[illegible]	[illegible]	[illegible]
Farm equipment dealers	[illegible]	[illegible]	[illegible]	[illegible]	[illegible]	[illegible]	[illegible]	[illegible]	[illegible]	[illegible]	[illegible]	[illegible]	[illegible]	[illegible]	[illegible]	[illegible]	[illegible]	[illegible]	[illegible]	[illegible]
Drug and proprietary stores	[illegible]	[illegible]	[illegible]	[illegible]	[illegible]	[illegible]	[illegible]	[illegible]	[illegible]	[illegible]	[illegible]	[illegible]	[illegible]	[illegible]	[illegible]	[illegible]	[illegible]	[illegible]	[illegible]	[illegible]
Drug stores	[illegible]	[illegible]	[illegible]	[illegible]	[illegible]	[illegible]	[illegible]	[illegible]	[illegible]	[illegible]	[illegible]	[illegible]	[illegible]	[illegible]	[illegible]	[illegible]	[illegible]	[illegible]	[illegible]	[illegible]
Proprietary stores	[illegible]	[illegible]	[illegible]	[illegible]	[illegible]	[illegible]	[illegible]	[illegible]	[illegible]	[illegible]	[illegible]	[illegible]	[illegible]	[illegible]	[illegible]	[illegible]	[illegible]	[illegible]	[illegible]	[illegible]
Liquor stores	[illegible]	[illegible]	[illegible]	[illegible]	[illegible]	[illegible]	[illegible]	[illegible]	[illegible]	[illegible]	[illegible]	[illegible]	[illegible]	[illegible]	[illegible]	[illegible]	[illegible]	[illegible]	[illegible]	[illegible]
Second-hand stores	[illegible]	[illegible]	[illegible]	[illegible]	[illegible]	[illegible]	[illegible]	[illegible]	[illegible]	[illegible]	[illegible]	[illegible]	[illegible]	[illegible]	[illegible]	[illegible]	[illegible]	[illegible]	[illegible]	[illegible]
Other retail stores	[illegible]	[illegible]	[illegible]	[illegible]	[illegible]	[illegible]	[illegible]	[illegible]	[illegible]	[illegible]	[illegible]	[illegible]	[illegible]	[illegible]	[illegible]	[illegible]	[illegible]	[illegible]	[illegible]	[illegible]
Fuel, fuel oil dealers	[illegible]	[illegible]	[illegible]	[illegible]	[illegible]	[illegible]	[illegible]	[illegible]	[illegible]	[illegible]	[illegible]	[illegible]	[illegible]	[illegible]	[illegible]	[illegible]	[illegible]	[illegible]	[illegible]	[illegible]
Ice dealers	[illegible]	[illegible]	[illegible]	[illegible]	[illegible]	[illegible]	[illegible]	[illegible]	[illegible]	[illegible]	[illegible]	[illegible]	[illegible]	[illegible]	[illegible]	[illegible]	[illegible]	[illegible]	[illegible]	[illegible]
Feed, farm, garden supply stores	[illegible]	[illegible]	[illegible]	[illegible]	[illegible]	[illegible]	[illegible]	[illegible]	[illegible]	[illegible]	[illegible]	[illegible]	[illegible]	[illegible]	[illegible]	[illegible]	[illegible]	[illegible]	[illegible]	[illegible]
Jewelry stores	[illegible]	[illegible]	[illegible]	[illegible]	[illegible]	[illegible]	[illegible]	[illegible]	[illegible]	[illegible]	[illegible]	[illegible]	[illegible]	[illegible]	[illegible]	[illegible]	[illegible]	[illegible]	[illegible]	[illegible]
Book, stationery stores	[illegible]	[illegible]	[illegible]	[illegible]	[illegible]	[illegible]	[illegible]	[illegible]	[illegible]	[illegible]	[illegible]	[illegible]	[illegible]	[illegible]	[illegible]	[illegible]	[illegible]	[illegible]	[illegible]	[illegible]
Sporting goods stores, bicycle stores	[illegible]	[illegible]	[illegible]	[illegible]	[illegible]	[illegible]	[illegible]	[illegible]	[illegible]	[illegible]	[illegible]	[illegible]	[illegible]	[illegible]	[illegible]	[illegible]	[illegible]	[illegible]	[illegible]	[illegible]
Florists	[illegible]	[illegible]	[illegible]	[illegible]	[illegible]	[illegible]	[illegible]	[illegible]	[illegible]	[illegible]	[illegible]	[illegible]	[illegible]	[illegible]	[illegible]	[illegible]	[illegible]	[illegible]	[illegible]	[illegible]
Cigar stores and stands	[illegible]	[illegible]	[illegible]	[illegible]	[illegible]	[illegible]	[illegible]	[illegible]	[illegible]	[illegible]	[illegible]	[illegible]	[illegible]	[illegible]	[illegible]	[illegible]	[illegible]	[illegible]	[illegible]	[illegible]
News dealers, newsstands	[illegible]	[illegible]	[illegible]	[illegible]	[illegible]	[illegible]	[illegible]	[illegible]	[illegible]	[illegible]	[illegible]	[illegible]	[illegible]	[illegible]	[illegible]	[illegible]	[illegible]	[illegible]	[illegible]	[illegible]
Gift, novelty, souvenir stores	[illegible]	[illegible]	[illegible]	[illegible]	[illegible]	[illegible]	[illegible]	[illegible]	[illegible]	[illegible]	[illegible]	[illegible]	[illegible]	[illegible]	[illegible]	[illegible]	[illegible]	[illegible]	[illegible]	[illegible]
Music stores	[illegible]	[illegible]	[illegible]	[illegible]	[illegible]	[illegible]	[illegible]	[illegible]	[illegible]	[illegible]	[illegible]	[illegible]	[illegible]	[illegible]	[illegible]	[illegible]	[illegible]	[illegible]	[illegible]	[illegible]
All other retail stores	[illegible]	[illegible]	[illegible]	[illegible]	[illegible]	[illegible]	[illegible]	[illegible]	[illegible]	[illegible]	[illegible]	[illegible]	[illegible]	[illegible]	[illegible]	[illegible]	[illegible]	[illegible]	[illegible]	[illegible]

See footnotes at end of table.

Table 13D.—PAID EMPLOYEES AND WEEKLY PAY ROLL FOR SELECTED WORKWEEKS FOR LARGE STORES AND MULTIUNITS—STATE, BY KIND OF BUSINESS: 1948[1]—Continued

NEW MEXICO

STORES, SALES, ANNUAL PAY ROLL, AND PAID EMPLOYEES AND WEEKLY PAY ROLL

[See text for explanatory material]

Kind of business	Large stores and multiunits: Stores (Number)	Sales, entire year (Thousand dollars)	Pay roll, entire year (Thousand dollars)	Paid employees, workweek ended nearest— March 15: Total (Number)	March 15: Full work week (Number)	July 15: Total (Number)	July 15: Full workweek (Number)	Nov. 15: Total (Number)	Nov. 15: Full workweek (Number)	Pay roll, workweek ended nearest— March 15: Total (Dollars)	March 15: Full workweek (Dollars)	July 15: Total (Dollars)	July 15: Full workweek (Dollars)	Nov. 15: Total (Dollars)	Nov. 15: Full workweek (Dollars)	Small single-unit stores: Stores (Number)	Sales, entire year (Thousand dollars)	Pay roll, entire year (Thousand dollars)	Paid employees, workweek ended nearest Nov. 15: Total (Number)	Full workweek (Number)
State, total	1,670	323,138	31,920	13,894	12,302	14,330	12,891	15,038	13,075	581,037	559,996	615,929	593,774	645,199	617,863	6,172	154,415	11,418	9,255	7,618
Food group	291	61,916	3,735	1,733	1,438	1,716	1,479	1,747	1,493	70,538	66,791	72,312	69,076	74,666	71,397	1,807	38,165	1,175	1,037	814
Grocery stores, without fresh meat	17	737	48	35	34	34	34	34	34	954	939	935	935	955	955	885	10,157	188	189	129
Grocery stores, with fresh meat	258	57,612	3,164	1,486	1,201	1,463	1,237	1,493	1,248	60,180	56,595	60,821	57,739	62,797	59,644	801	25,873	715	606	488
Meat markets, fish markets	4	301	12	5	5	5	5	5	5	250	250	245	245	245	245	8	217	18	10	9
Fruit stores, vegetable markets	1	(x)	(x)	(x)	(x)	(x)	(x)	(x)	(x)	(x)	(x)	(x)	(x)	(x)	(x)	20	(x)	(x)	(x)	(x)
Candy, nut, confectionery stores	2	(x)	(x)	(x)	(x)	(x)	(x)	(x)	(x)	(x)	(x)	(x)	(x)	(x)	(x)	49	(x)	(x)	(x)	(x)
Dairy products stores, milk dealers	4	2,508	438	176	168	179	171	178	171	7,922	7,783	8,875	8,744	9,154	9,049	5	167	26	14	14
Bakery products stores	4	526	63	25	25	26	25	28	28	1,106	1,106	1,183	1,170	1,265	1,265	36	1,071	177	155	128
Egg, poultry dealers	1	(x)	(x)	(x)	(x)	(x)	(x)	(x)	(x)	(x)	(x)	(x)	(x)	(x)	(x)	...	...	...	...	...
All other food stores	...	...	...	...	...	...	...	...	...	...	...	...	...	...	...	3	(x)	(x)	(x)	(x)
Eating and drinking places	124	9,562	1,975	1,177	1,065	1,349	1,208	1,255	1,121	35,774	34,415	40,086	38,149	39,477	37,874	1,400	28,449	4,221	3,854	3,292
Eating places	69	5,882	1,567	967	878	1,125	1,009	1,024	909	28,017	26,956	32,275	30,667	30,180	28,766	856	15,685	2,983	2,981	2,566
Drinking places	53	3,680	408	210	187	224	199	231	212	7,757	7,459	7,811	7,482	9,297	9,108	544	12,764	1,238	878	726
General stores	46	8,274	683	341	321	344	325	351	329	18,983	18,658	19,823	19,526	19,289	18,967	127	4,006	154	154	112
General merchandise group	129	37,563	4,553	2,538	1,915	2,449	1,957	2,962	2,072	79,195	72,562	82,110	75,058	90,956	81,416	158	4,432	220	148	152
Department stores	9	11,446	1,523	713	623	632	568	742	608	27,601	26,197	26,727	25,537	29,548	28,150	...	...	...	...	...
Dry goods, general merchandise stores	71	18,559	1,853	894	701	927	735	1,072	767	31,301	29,045	34,093	30,947	36,694	32,846	116	3,426	157	122	100
Variety stores	49	7,558	1,177	930	591	890	654	1,148	697	20,293	17,320	21,290	18,576	24,714	20,420	42	1,006	63	76	52
Apparel group	124	19,935	2,042	993	869	1,007	900	1,131	961	34,641	33,138	36,291	34,873	41,666	39,550	244	8,403	591	471	371
Men's, boys' clothing, furnishings stores	21	3,717	316	114	108	114	110	124	115	5,003	4,945	5,166	5,132	5,755	5,622	32	1,470	87	54	44
Family clothing stores	40	5,972	561	317	269	323	276	378	301	9,579	9,110	10,004	9,535	11,165	10,460	46	1,794	110	108	83
Women's ready-to-wear stores	36	6,932	799	420	373	432	396	486	423	12,906	12,430	13,815	13,384	17,074	16,335	81	2,978	216	183	148
Millinery stores	1	(x)	(x)	(x)	(x)	(x)	(x)	(x)	(x)	(x)	(x)	(x)	(x)	(x)	(x)	5	(x)	(x)	(x)	(x)
Other apparel accessory, specialty stores	1	(x)	(x)	(x)	(x)	(x)	(x)	(x)	(x)	(x)	(x)	(x)	(x)	(x)	(x)	2	(x)	(x)	(x)	(x)
Shoe stores	21	2,485	244	101	89	98	87	98	87	4,443	4,347	4,589	4,456	4,640	4,533	35	1,203	115	75	58
Custom tailors	...	...	...	...	...	...	...	...	...	...	...	...	...	...	...	9	75	20	12	9
Furriers, fur shops	1	(x)	(x)	(x)	(x)	(x)	(x)	(x)	(x)	(x)	(x)	(x)	(x)	(x)	(x)	2	(x)	(x)	(x)	(x)
All other apparel stores	3	(x)	(x)	(x)	(x)	(x)	(x)	(x)	(x)	(x)	(x)	(x)	(x)	(x)	(x)	32	(x)	(x)	(x)	(x)
Furniture, furnishings, appliance group	129	18,284	2,404	847	799	877	821	873	821	40,313	39,705	43,526	42,732	45,217	44,566	175	5,537	449	281	237
Furniture stores	56	10,575	1,195	404	393	415	405	417	406	18,823	18,668	20,398	20,212	22,248	22,141	70	2,364	146	107	92
Floor covering, drapery stores	3	981	125	31	29	34	29	32	30	1,937	1,897	2,624	2,528	2,055	2,015	19	377	46	31	26
Other home furnishing stores	3	168	34	20	20	14	14	12	12	702	702	690	690	756	756	12	248	21	7	7
Household appliance stores	67	6,565	1,050	392	357	414	373	412	373	18,851	18,438	19,814	19,302	20,158	19,654	68	2,467	182	137	111
Radio stores	...	...	...	...	...	...	...	...	...	...	...	...	...	...	...	6	81	4	3	2
Automotive group	269	76,781	8,060	2,711	2,625	2,802	2,715	2,936	2,824	145,546	144,801	160,423	158,300	167,525	164,606	163	6,750	460	259	234
Motor vehicle (new and used) dealers	207	67,497	7,463	2,484	2,408	2,565	2,488	2,691	2,592	135,677	134,093	147,954	145,997	154,678	151,958	25	1,366	109	66	60
Motor vehicle (used) dealers	21	3,861	108	39	39	40	40	44	43	1,892	1,892	2,204	2,204	2,353	2,330	66	2,718	92	44	[illegible]
Tire, battery, accessory dealers	36	4,164	411	149	141	158	150	159	151	7,420	7,268	8,580	8,433	8,749	8,604	60	2,283	236	133	123
All other automotive dealers	5	1,259	78	39	37	39	37	42	38	1,557	1,548	1,685	1,666	1,745	1,714	12	383	23	16	14
Gasoline service stations	93	9,250	971	430	399	473	446	457	413	17,362	16,944	19,218	18,784	18,563	17,920	984	26,432	1,757	1,263	[illegible]
Lumber, building, hardware group	210	47,526	3,806	1,435	1,317	1,526	1,380	1,494	1,363	70,030	67,534	71,525	68,736	73,386	70,487	183	7,305	447	315	261
Lumber yards, building materials dealers	114	27,721	2,059	781	710	859	762	918	741	36,878	35,437	37,407	35,701	38,257	36,642	55	2,220	148	99	[illegible]
Plumbing, paint, electrical stores	16	3,976	350	129	120	141	128	142	131	5,898	5,683	6,535	6,324	6,897	6,672	35	1,160	132	82	[illegible]
Hardware stores	31	6,144	670	260	228	268	238	272	236	12,487	11,860	13,012	12,363	13,160	12,373	66	2,324	131	[illegible]	68
Farm equipment dealers	49	9,685	727	265	259	258	252	262	255	14,767	14,434	14,571	14,348	15,072	14,800	27	1,601	86	[illegible]	[illegible]
Drug and proprietary stores	70	11,089	1,460	765	704	803	734	838	747	27,697	26,753	28,923	27,895	31,109	29,588	144	6,091	576	484	390
Drug stores	66	10,981	1,437	754	693	790	721	822	734	27,291	26,347	28,450	27,422	30,493	29,004	112	5,215	491	393	318
Proprietary stores	4	108	23	11	11	13	13	16	13	406	406	473	473	616	584	32	876	85	90	72
Liquor stores	34	3,373	175	88	77	97	85	95	83	3,175	3,040	3,370	3,239	3,393	3,237	221	5,721	227	177	141
Second-hand stores	10	183	19	10	10	10	10	13	13	351	351	363	363	418	418	85	1,002	58	41	43
Other retail stores	143	19,397	2,037	826	763	877	831	886	835	36,432	35,304	37,459	37,043	39,534	37,837	481	[illegible]	[illegible]	[illegible]	[illegible]
Fuel, fuel oil dealers	30	4,148	485	213	177	179	162	213	187	9,625	9,028	8,659	8,322	10,451	9,873	22	871	99	61	[illegible]
Ice dealers	1	(x)	(x)	(x)	(x)	(x)	(x)	(x)	(x)	(x)	(x)	(x)	(x)	(x)	(x)	2	(x)	(x)	(x)	(x)
Feed, farm, garden supply stores	37	6,987	324	151	144	170	162	170	166	6,532	6,408	6,846	6,691	6,620	6,545	64	2,617	[illegible]	[illegible]	[illegible]
Jewelry stores	18	2,299	494	189	186	222	220	201	199	8,528	8,477	9,575	9,549	9,110	9,087	[illegible]	2,069	211	116	[illegible]
Book, stationery stores	7	1,427	200	66	63	71	68	70	67	3,108	3,070	3,287	3,247	3,263	2,633	14	[illegible]	27	[illegible]	[illegible]
Sporting goods stores, bicycle stores	2	(x)	(x)	(x)	(x)	(x)	(x)	(x)	(x)	(x)	(x)	(x)	(x)	(x)	(x)	29	(x)	(x)	(x)	[illegible]
Florists	5	294	39	17	17	19	17	16	15	664	664	708	688	641	631	40	338	114	[illegible]	[illegible]
Cigar stores and stands	3	(x)	(x)	(x)	(x)	(x)	(x)	(x)	(x)	(x)	(x)	(x)	(x)	(x)	(x)	6	(x)	(x)	(x)	(x)
News dealers, newsstands	4	(x)	(x)	(x)	(x)	(x)	(x)	(x)	(x)	(x)	(x)	(x)	(x)	(x)	(x)	[illegible]	(x)	(x)	(x)	(x)
Gift, novelty, souvenir stores	12	[illegible]	102	44	44	57	57	55	55	1,814	1,814	[illegible]	2,252	2,222	2,222	84	[illegible]	72	[illegible]	[illegible]
Music stores	5	752	136	45	35	44	35	48	38	2,078	1,969	1,964	1,769	2,205	1,980	[illegible]	416	31	[illegible]	[illegible]
All other retail stores	[illegible]	1,330	129	54	54	63	60	63	62	2,146	2,128	2,473	2,448	2,800	2,796	96	[illegible]	271	[illegible]	[illegible]

See footnotes at end of table.

Table 13D.—PAID EMPLOYEES AND WEEKLY PAY ROLL FOR SELECTED WORKWEEKS FOR LARGE STORES AND MULTIUNITS—STATE, BY KIND OF BUSINESS: 1948—Continued

NEW YORK

STORES, SALES, ANNUAL PAY ROLL, AND PAID EMPLOYEES AND WEEKLY PAY ROLL

[See text for explanatory material]

Kind of business	Large stores and multiunits														Small single-unit stores					
	Stores	Sales, entire year	Pay roll, entire year	Paid employees, workweek ended nearest March 15		Paid employees, workweek ended nearest July 15		Paid employees, workweek ended nearest Nov. 15		Pay roll, workweek ended nearest March 15		Pay roll, workweek ended nearest July 15		Pay roll, workweek ended nearest Nov. 15		Stores	Sales, entire year	Pay roll, entire year	Paid employees, workweek ended nearest Nov. 15	
				Total	Full workweek	Total	Full workweek	Total	Full workweek	Total	Full workweek	Total	Full workweek	Total	Full workweek				Total	Full workweek
	Number	Thousand dollars	Thousand dollars	Number	Number	Number	Number	Number	Number	Dollars	Dollars	Dollars	Dollars	Dollars	Dollars	Number	Thousand dollars	Thousand dollars	Number	Number
State, total	[illegible]	[illegible]	[illegible]	[illegible]	[illegible]	[illegible]	[illegible]	[illegible]	[illegible]	[illegible]	[illegible]	[illegible]	[illegible]	[illegible]	[illegible]	[illegible]	[illegible]	[illegible]	[illegible]	[illegible]
Food group	[illegible]	[illegible]	[illegible]	[illegible]	[illegible]	[illegible]	[illegible]	[illegible]	[illegible]	[illegible]	[illegible]	[illegible]	[illegible]	[illegible]	[illegible]	[illegible]	[illegible]	[illegible]	[illegible]	[illegible]
Grocery stores, without fresh meat	[illegible]	[illegible]	[illegible]	[illegible]	[illegible]	[illegible]	[illegible]	[illegible]	[illegible]	[illegible]	[illegible]	[illegible]	[illegible]	[illegible]	[illegible]	[illegible]	[illegible]	[illegible]	[illegible]	[illegible]
Grocery stores, with fresh meat	[illegible]	[illegible]	[illegible]	[illegible]	[illegible]	[illegible]	[illegible]	[illegible]	[illegible]	[illegible]	[illegible]	[illegible]	[illegible]	[illegible]	[illegible]	[illegible]	[illegible]	[illegible]	[illegible]	[illegible]
Meat markets, fish markets	[illegible]	[illegible]	[illegible]	[illegible]	[illegible]	[illegible]	[illegible]	[illegible]	[illegible]	[illegible]	[illegible]	[illegible]	[illegible]	[illegible]	[illegible]	[illegible]	[illegible]	[illegible]	[illegible]	[illegible]
Fruit stores, vegetable markets	[illegible]	[illegible]	[illegible]	[illegible]	[illegible]	[illegible]	[illegible]	[illegible]	[illegible]	[illegible]	[illegible]	[illegible]	[illegible]	[illegible]	[illegible]	[illegible]	[illegible]	[illegible]	[illegible]	[illegible]
Candy, nut, confectionery stores	[illegible]	[illegible]	[illegible]	[illegible]	[illegible]	[illegible]	[illegible]	[illegible]	[illegible]	[illegible]	[illegible]	[illegible]	[illegible]	[illegible]	[illegible]	[illegible]	[illegible]	[illegible]	[illegible]	[illegible]
Dairy products stores, milk dealers	[illegible]	[illegible]	[illegible]	[illegible]	[illegible]	[illegible]	[illegible]	[illegible]	[illegible]	[illegible]	[illegible]	[illegible]	[illegible]	[illegible]	[illegible]	[illegible]	[illegible]	[illegible]	[illegible]	[illegible]
Bakery products stores	[illegible]	[illegible]	[illegible]	[illegible]	[illegible]	[illegible]	[illegible]	[illegible]	[illegible]	[illegible]	[illegible]	[illegible]	[illegible]	[illegible]	[illegible]	[illegible]	[illegible]	[illegible]	[illegible]	[illegible]
Egg, poultry dealers	[illegible]	[illegible]	[illegible]	[illegible]	[illegible]	[illegible]	[illegible]	[illegible]	[illegible]	[illegible]	[illegible]	[illegible]	[illegible]	[illegible]	[illegible]	[illegible]	[illegible]	[illegible]	[illegible]	[illegible]
All other food stores	[illegible]	[illegible]	[illegible]	[illegible]	[illegible]	[illegible]	[illegible]	[illegible]	[illegible]	[illegible]	[illegible]	[illegible]	[illegible]	[illegible]	[illegible]	[illegible]	[illegible]	[illegible]	[illegible]	[illegible]
Eating and drinking places	[illegible]	[illegible]	[illegible]	[illegible]	[illegible]	[illegible]	[illegible]	[illegible]	[illegible]	[illegible]	[illegible]	[illegible]	[illegible]	[illegible]	[illegible]	[illegible]	[illegible]	[illegible]	[illegible]	[illegible]
Eating places	[illegible]	[illegible]	[illegible]	[illegible]	[illegible]	[illegible]	[illegible]	[illegible]	[illegible]	[illegible]	[illegible]	[illegible]	[illegible]	[illegible]	[illegible]	[illegible]	[illegible]	[illegible]	[illegible]	[illegible]
Drinking places	[illegible]	[illegible]	[illegible]	[illegible]	[illegible]	[illegible]	[illegible]	[illegible]	[illegible]	[illegible]	[illegible]	[illegible]	[illegible]	[illegible]	[illegible]	[illegible]	[illegible]	[illegible]	[illegible]	[illegible]
General stores	[illegible]	[illegible]	[illegible]	[illegible]	[illegible]	[illegible]	[illegible]	[illegible]	[illegible]	[illegible]	[illegible]	[illegible]	[illegible]	[illegible]	[illegible]	[illegible]	[illegible]	[illegible]	[illegible]	[illegible]
General merchandise group	[illegible]	[illegible]	[illegible]	[illegible]	[illegible]	[illegible]	[illegible]	[illegible]	[illegible]	[illegible]	[illegible]	[illegible]	[illegible]	[illegible]	[illegible]	[illegible]	[illegible]	[illegible]	[illegible]	[illegible]
Department stores	[illegible]	[illegible]	[illegible]	[illegible]	[illegible]	[illegible]	[illegible]	[illegible]	[illegible]	[illegible]	[illegible]	[illegible]	[illegible]	[illegible]	[illegible]	[illegible]	[illegible]	[illegible]	[illegible]	[illegible]
Dry goods, general merchandise stores	[illegible]	[illegible]	[illegible]	[illegible]	[illegible]	[illegible]	[illegible]	[illegible]	[illegible]	[illegible]	[illegible]	[illegible]	[illegible]	[illegible]	[illegible]	[illegible]	[illegible]	[illegible]	[illegible]	[illegible]
Variety stores	[illegible]	[illegible]	[illegible]	[illegible]	[illegible]	[illegible]	[illegible]	[illegible]	[illegible]	[illegible]	[illegible]	[illegible]	[illegible]	[illegible]	[illegible]	[illegible]	[illegible]	[illegible]	[illegible]	[illegible]
Apparel group	[illegible]	[illegible]	[illegible]	[illegible]	[illegible]	[illegible]	[illegible]	[illegible]	[illegible]	[illegible]	[illegible]	[illegible]	[illegible]	[illegible]	[illegible]	[illegible]	[illegible]	[illegible]	[illegible]	[illegible]
Men's, boys' clothing, furnishings stores	[illegible]	[illegible]	[illegible]	[illegible]	[illegible]	[illegible]	[illegible]	[illegible]	[illegible]	[illegible]	[illegible]	[illegible]	[illegible]	[illegible]	[illegible]	[illegible]	[illegible]	[illegible]	[illegible]	[illegible]
Family clothing stores	[illegible]	[illegible]	[illegible]	[illegible]	[illegible]	[illegible]	[illegible]	[illegible]	[illegible]	[illegible]	[illegible]	[illegible]	[illegible]	[illegible]	[illegible]	[illegible]	[illegible]	[illegible]	[illegible]	[illegible]
Women's ready-to-wear stores	[illegible]	[illegible]	[illegible]	[illegible]	[illegible]	[illegible]	[illegible]	[illegible]	[illegible]	[illegible]	[illegible]	[illegible]	[illegible]	[illegible]	[illegible]	[illegible]	[illegible]	[illegible]	[illegible]	[illegible]
Millinery stores	[illegible]	[illegible]	[illegible]	[illegible]	[illegible]	[illegible]	[illegible]	[illegible]	[illegible]	[illegible]	[illegible]	[illegible]	[illegible]	[illegible]	[illegible]	[illegible]	[illegible]	[illegible]	[illegible]	[illegible]
Other apparel accessory, specialty stores	[illegible]	[illegible]	[illegible]	[illegible]	[illegible]	[illegible]	[illegible]	[illegible]	[illegible]	[illegible]	[illegible]	[illegible]	[illegible]	[illegible]	[illegible]	[illegible]	[illegible]	[illegible]	[illegible]	[illegible]
Shoe stores	[illegible]	[illegible]	[illegible]	[illegible]	[illegible]	[illegible]	[illegible]	[illegible]	[illegible]	[illegible]	[illegible]	[illegible]	[illegible]	[illegible]	[illegible]	[illegible]	[illegible]	[illegible]	[illegible]	[illegible]
Custom tailors	[illegible]	[illegible]	[illegible]	[illegible]	[illegible]	[illegible]	[illegible]	[illegible]	[illegible]	[illegible]	[illegible]	[illegible]	[illegible]	[illegible]	[illegible]	[illegible]	[illegible]	[illegible]	[illegible]	[illegible]
Furriers, fur shops	[illegible]	[illegible]	[illegible]	[illegible]	[illegible]	[illegible]	[illegible]	[illegible]	[illegible]	[illegible]	[illegible]	[illegible]	[illegible]	[illegible]	[illegible]	[illegible]	[illegible]	[illegible]	[illegible]	[illegible]
All other apparel stores	[illegible]	[illegible]	[illegible]	[illegible]	[illegible]	[illegible]	[illegible]	[illegible]	[illegible]	[illegible]	[illegible]	[illegible]	[illegible]	[illegible]	[illegible]	[illegible]	[illegible]	[illegible]	[illegible]	[illegible]
Furniture, furnishings, appliance group	[illegible]	[illegible]	[illegible]	[illegible]	[illegible]	[illegible]	[illegible]	[illegible]	[illegible]	[illegible]	[illegible]	[illegible]	[illegible]	[illegible]	[illegible]	[illegible]	[illegible]	[illegible]	[illegible]	[illegible]
Furniture stores	[illegible]	[illegible]	[illegible]	[illegible]	[illegible]	[illegible]	[illegible]	[illegible]	[illegible]	[illegible]	[illegible]	[illegible]	[illegible]	[illegible]	[illegible]	[illegible]	[illegible]	[illegible]	[illegible]	[illegible]
Floor covering, drapery stores	[illegible]	[illegible]	[illegible]	[illegible]	[illegible]	[illegible]	[illegible]	[illegible]	[illegible]	[illegible]	[illegible]	[illegible]	[illegible]	[illegible]	[illegible]	[illegible]	[illegible]	[illegible]	[illegible]	[illegible]
Other home furnishing stores	[illegible]	[illegible]	[illegible]	[illegible]	[illegible]	[illegible]	[illegible]	[illegible]	[illegible]	[illegible]	[illegible]	[illegible]	[illegible]	[illegible]	[illegible]	[illegible]	[illegible]	[illegible]	[illegible]	[illegible]
Household appliance stores	[illegible]	[illegible]	[illegible]	[illegible]	[illegible]	[illegible]	[illegible]	[illegible]	[illegible]	[illegible]	[illegible]	[illegible]	[illegible]	[illegible]	[illegible]	[illegible]	[illegible]	[illegible]	[illegible]	[illegible]
Radio stores	[illegible]	[illegible]	[illegible]	[illegible]	[illegible]	[illegible]	[illegible]	[illegible]	[illegible]	[illegible]	[illegible]	[illegible]	[illegible]	[illegible]	[illegible]	[illegible]	[illegible]	[illegible]	[illegible]	[illegible]
Automotive group	[illegible]	[illegible]	[illegible]	[illegible]	[illegible]	[illegible]	[illegible]	[illegible]	[illegible]	[illegible]	[illegible]	[illegible]	[illegible]	[illegible]	[illegible]	[illegible]	[illegible]	[illegible]	[illegible]	[illegible]
Motor vehicle (new and used) dealers	[illegible]	[illegible]	[illegible]	[illegible]	[illegible]	[illegible]	[illegible]	[illegible]	[illegible]	[illegible]	[illegible]	[illegible]	[illegible]	[illegible]	[illegible]	[illegible]	[illegible]	[illegible]	[illegible]	[illegible]
Motor vehicle (used) dealers	[illegible]	[illegible]	[illegible]	[illegible]	[illegible]	[illegible]	[illegible]	[illegible]	[illegible]	[illegible]	[illegible]	[illegible]	[illegible]	[illegible]	[illegible]	[illegible]	[illegible]	[illegible]	[illegible]	[illegible]
Tire, battery, accessory dealers	[illegible]	[illegible]	[illegible]	[illegible]	[illegible]	[illegible]	[illegible]	[illegible]	[illegible]	[illegible]	[illegible]	[illegible]	[illegible]	[illegible]	[illegible]	[illegible]	[illegible]	[illegible]	[illegible]	[illegible]
All other automotive dealers	[illegible]	[illegible]	[illegible]	[illegible]	[illegible]	[illegible]	[illegible]	[illegible]	[illegible]	[illegible]	[illegible]	[illegible]	[illegible]	[illegible]	[illegible]	[illegible]	[illegible]	[illegible]	[illegible]	[illegible]
Gasoline service stations	[illegible]	[illegible]	[illegible]	[illegible]	[illegible]	[illegible]	[illegible]	[illegible]	[illegible]	[illegible]	[illegible]	[illegible]	[illegible]	[illegible]	[illegible]	[illegible]	[illegible]	[illegible]	[illegible]	[illegible]
Lumber, building, hardware group	[illegible]	[illegible]	[illegible]	[illegible]	[illegible]	[illegible]	[illegible]	[illegible]	[illegible]	[illegible]	[illegible]	[illegible]	[illegible]	[illegible]	[illegible]	[illegible]	[illegible]	[illegible]	[illegible]	[illegible]
Lumber yards, building materials dealers	[illegible]	[illegible]	[illegible]	[illegible]	[illegible]	[illegible]	[illegible]	[illegible]	[illegible]	[illegible]	[illegible]	[illegible]	[illegible]	[illegible]	[illegible]	[illegible]	[illegible]	[illegible]	[illegible]	[illegible]
Plumbing, paint, electrical stores	[illegible]	[illegible]	[illegible]	[illegible]	[illegible]	[illegible]	[illegible]	[illegible]	[illegible]	[illegible]	[illegible]	[illegible]	[illegible]	[illegible]	[illegible]	[illegible]	[illegible]	[illegible]	[illegible]	[illegible]
Hardware stores	[illegible]	[illegible]	[illegible]	[illegible]	[illegible]	[illegible]	[illegible]	[illegible]	[illegible]	[illegible]	[illegible]	[illegible]	[illegible]	[illegible]	[illegible]	[illegible]	[illegible]	[illegible]	[illegible]	[illegible]
Farm equipment dealers	[illegible]	[illegible]	[illegible]	[illegible]	[illegible]	[illegible]	[illegible]	[illegible]	[illegible]	[illegible]	[illegible]	[illegible]	[illegible]	[illegible]	[illegible]	[illegible]	[illegible]	[illegible]	[illegible]	[illegible]
Drug and proprietary stores	[illegible]	[illegible]	[illegible]	[illegible]	[illegible]	[illegible]	[illegible]	[illegible]	[illegible]	[illegible]	[illegible]	[illegible]	[illegible]	[illegible]	[illegible]	[illegible]	[illegible]	[illegible]	[illegible]	[illegible]
Drug stores	[illegible]	[illegible]	[illegible]	[illegible]	[illegible]	[illegible]	[illegible]	[illegible]	[illegible]	[illegible]	[illegible]	[illegible]	[illegible]	[illegible]	[illegible]	[illegible]	[illegible]	[illegible]	[illegible]	[illegible]
Proprietary stores	[illegible]	[illegible]	[illegible]	[illegible]	[illegible]	[illegible]	[illegible]	[illegible]	[illegible]	[illegible]	[illegible]	[illegible]	[illegible]	[illegible]	[illegible]	[illegible]	[illegible]	[illegible]	[illegible]	[illegible]
Liquor stores	[illegible]	[illegible]	[illegible]	[illegible]	[illegible]	[illegible]	[illegible]	[illegible]	[illegible]	[illegible]	[illegible]	[illegible]	[illegible]	[illegible]	[illegible]	[illegible]	[illegible]	[illegible]	[illegible]	[illegible]
Second-hand stores	[illegible]	[illegible]	[illegible]	[illegible]	[illegible]	[illegible]	[illegible]	[illegible]	[illegible]	[illegible]	[illegible]	[illegible]	[illegible]	[illegible]	[illegible]	[illegible]	[illegible]	[illegible]	[illegible]	[illegible]
Other retail stores	[illegible]	[illegible]	[illegible]	[illegible]	[illegible]	[illegible]	[illegible]	[illegible]	[illegible]	[illegible]	[illegible]	[illegible]	[illegible]	[illegible]	[illegible]	[illegible]	[illegible]	[illegible]	[illegible]	[illegible]
Fuel, fuel oil dealers	[illegible]	[illegible]	[illegible]	[illegible]	[illegible]	[illegible]	[illegible]	[illegible]	[illegible]	[illegible]	[illegible]	[illegible]	[illegible]	[illegible]	[illegible]	[illegible]	[illegible]	[illegible]	[illegible]	[illegible]
Ice dealers	[illegible]	[illegible]	[illegible]	[illegible]	[illegible]	[illegible]	[illegible]	[illegible]	[illegible]	[illegible]	[illegible]	[illegible]	[illegible]	[illegible]	[illegible]	[illegible]	[illegible]	[illegible]	[illegible]	[illegible]
Feed, farm, garden supply stores	[illegible]	[illegible]	[illegible]	[illegible]	[illegible]	[illegible]	[illegible]	[illegible]	[illegible]	[illegible]	[illegible]	[illegible]	[illegible]	[illegible]	[illegible]	[illegible]	[illegible]	[illegible]	[illegible]	[illegible]
Jewelry stores	[illegible]	[illegible]	[illegible]	[illegible]	[illegible]	[illegible]	[illegible]	[illegible]	[illegible]	[illegible]	[illegible]	[illegible]	[illegible]	[illegible]	[illegible]	[illegible]	[illegible]	[illegible]	[illegible]	[illegible]
Book, stationery stores	[illegible]	[illegible]	[illegible]	[illegible]	[illegible]	[illegible]	[illegible]	[illegible]	[illegible]	[illegible]	[illegible]	[illegible]	[illegible]	[illegible]	[illegible]	[illegible]	[illegible]	[illegible]	[illegible]	[illegible]
Sporting goods stores, bicycle stores	[illegible]	[illegible]	[illegible]	[illegible]	[illegible]	[illegible]	[illegible]	[illegible]	[illegible]	[illegible]	[illegible]	[illegible]	[illegible]	[illegible]	[illegible]	[illegible]	[illegible]	[illegible]	[illegible]	[illegible]
Florists	[illegible]	[illegible]	[illegible]	[illegible]	[illegible]	[illegible]	[illegible]	[illegible]	[illegible]	[illegible]	[illegible]	[illegible]	[illegible]	[illegible]	[illegible]	[illegible]	[illegible]	[illegible]	[illegible]	[illegible]
Cigar stores and stands	[illegible]	[illegible]	[illegible]	[illegible]	[illegible]	[illegible]	[illegible]	[illegible]	[illegible]	[illegible]	[illegible]	[illegible]	[illegible]	[illegible]	[illegible]	[illegible]	[illegible]	[illegible]	[illegible]	[illegible]
News dealers, newsstands	[illegible]	[illegible]	[illegible]	[illegible]	[illegible]	[illegible]	[illegible]	[illegible]	[illegible]	[illegible]	[illegible]	[illegible]	[illegible]	[illegible]	[illegible]	[illegible]	[illegible]	[illegible]	[illegible]	[illegible]
Gift, novelty, souvenir stores	[illegible]	[illegible]	[illegible]	[illegible]	[illegible]	[illegible]	[illegible]	[illegible]	[illegible]	[illegible]	[illegible]	[illegible]	[illegible]	[illegible]	[illegible]	[illegible]	[illegible]	[illegible]	[illegible]	[illegible]
Music stores	[illegible]	[illegible]	[illegible]	[illegible]	[illegible]	[illegible]	[illegible]	[illegible]	[illegible]	[illegible]	[illegible]	[illegible]	[illegible]	[illegible]	[illegible]	[illegible]	[illegible]	[illegible]	[illegible]	[illegible]
All other retail stores	[illegible]	[illegible]	[illegible]	[illegible]	[illegible]	[illegible]	[illegible]	[illegible]	[illegible]	[illegible]	[illegible]	[illegible]	[illegible]	[illegible]	[illegible]	[illegible]	[illegible]	[illegible]	[illegible]	[illegible]

See footnotes at end of table.

Table 13D.—PAID EMPLOYEES AND WEEKLY PAY ROLL FOR SELECTED WORKWEEKS FOR LARGE STORES AND MULTIUNITS—STATE, BY KIND OF BUSINESS: 1948[1]—Continued

NORTH CAROLINA

STORES, SALES, ANNUAL PAY ROLL, AND PAID EMPLOYEES AND WEEKLY PAY ROLL

[See text for explanatory material]

Kind of business	Large stores and multiunits: Stores (Number)	Sales, entire year (Thousand dollars)	Pay roll, entire year (Thousand dollars)	Paid employees, March 15: Total (Number)	March 15: Full workweek (Number)	July 15: Total (Number)	July 15: Full workweek (Number)	Nov 15: Total (Number)	Nov 15: Full workweek (Number)	Pay roll, March 15: Total (Dollars)	March 15: Full workweek (Dollars)	July 15: Total (Dollars)	July 15: Full workweek (Dollars)	Nov 15: Total (Dollars)	Nov 15: Full workweek (Dollars)	Small single-unit stores: Stores (Number)	Sales, entire year (Thousand dollars)	Pay roll, entire year (Thousand dollars)	Paid employees, Nov. 15: Total (Number)	Nov. 15: Full workweek (Number)
State, total	7,131	1,529,337	160,891	82,025	68,142	80,927	68,070	89,530	72,307	2,873,661	2,739,872	2,949,952	2,809,675	3,134,492	2,966,244	33,749	719,323	51,735	42,418	33,054
Food group	1,169	238,347	15,833	8,940	[illegible]	8,812	6,331	9,558	6,587	288,905	259,136	300,727	269,790	321,566	287,501	14,179	248,851	8,948	8,342	5,607
Grocery stores, without fresh meat	154	14,390	973	613	401	589	394	598	393	18,655	16,145	19,450	15,986	18,543	16,064	9,119	95,331	1,779	2,000	1,166
Grocery stores, with fresh meat	914	208,621	12,559	7,253	4,846	7,078	4,881	7,848	5,173	227,952	201,447	236,027	208,479	256,291	225,649	4,190	139,683	5,852	5,139	3,557
Meat markets, fish markets	19	2,666	219	119	101	123	111	124	107	3,987	3,831	3,913	3,781	4,757	4,620	334	5,580	333	358	237
Fruit stores, vegetable markets	6	339	25	16	13	15	13	15	11	476	444	478	444	430	391	159	1,828	74	74	43
Candy, nut, confectionery stores	19	1,387	187	111	101	115	109	110	98	2,596	3,501	3,741	3,494	3,562	3,430	201	1,408	121	120	78
Dairy products stores, milk dealers	41	8,176	1,269	694	550	655	590	620	568	23,731	23,342	29,627	25,944	26,034	25,460	134	1,045	137	136	92
Bakery products stores	8	(x)	(x)	(x)	(x)	(x)	(x)	(x)	(x)	(x)	(x)	(x)	(x)	(x)	(x)	101	(x)	(x)	(x)	(x)
Egg, poultry dealers	2	(x)	(x)	(x)	(x)	(x)	(x)	(x)	(x)	(x)	(x)	(x)	(x)	(x)	(x)	20	(x)	(x)	(x)	(x)
All other food stores	6	1,956	417	124	120	122	12[illegible]	134	130	6,937	6,893	7,763	7,763	8,423	8,403	21	352	19	22	15
Eating and drinking places	[illegible]	20,4[illegible]	[illegible]	3,2[illegible]	2,84[illegible]	3,4[illegible]	[illegible]	3,394	[illegible]	83,924	77,947	90,834	[illegible]	87,410	82,024	5,064	71,[illegible]	9,678	10,338	8,582
Eating places	151	19,411	4,236	3,174	[illegible]	3,3[illegible]	[illegible]	[illegible]	[illegible]	81,152	[illegible]	87,964	81,334	84,807	78,954	4,123	61,706	8,851	9,587	7,988
Drinking places	[illegible]	[illegible]	[illegible]	69	21	[illegible]	[illegible]	[illegible]	[illegible]	2,772	2,706	2,970	2,425	3,105	3,062	941	9,328	827	751	594
General stores	[illegible]	24,535	[illegible]	1,167	[illegible]	1,167	[illegible]	1,198	[illegible]	37,236	35,953	37,643	[illegible]	39,443	38,548	880	14,735	525	516	323
General merchandise group	746	93,879	36,117	14,8[illegible]	17,408	13,930	17,569	24,705	14,641	605,531	553,77[illegible]	625,530	568,798	708,887	634,252	788	[illegible],088	1,277	1,367	838
Department stores	[illegible]	149,145	18,946	10,424	[illegible]	[illegible]	8,595	[illegible]	4,829	319,779	302,082	327,752	303,427	368,502	342,248	...	...	...	...	...
Dry goods, general merchandise stores	[illegible]	81,472	4,357	[illegible]	[illegible]	5,456	[illegible]	7,514	4,771	157,386	145,601	162,848	149,771	[illegible]	166,794	671	11,988	442	936	618
Variety stores	306	62,262	7,914	7,255	4,275	[illegible]	4,526	9,861	5,041	128,366	106,070	134,430	115,546	156,108	125,214	117	3,100	285	431	220
Apparel group	724	111,535	14,101	7,574	6,148	6,999	[illegible]	7,134	6,300	252,791	239,848	244,293	231,562	270,635	254,664	1,106	39,892	[illegible]	2,450	[illegible]
Men's, boys' clothing, furnishings stores	[illegible]	[illegible]	795	1,003	908	[illegible]	889	[illegible]	932	46,139	45,221	45,418	44,001	49,650	48,339	266	10,957	755	449	365
Family clothing stores	[illegible]	[illegible]	2,401	2,048	1,679	[illegible]	1,474	[illegible]	1,587	58,282	54,248	[illegible]	[illegible]	63,217	58,845	242	9,546	689	645	414
Women's ready-to-wear stores	[illegible]	[illegible]	5,384	3,214	[illegible]	[illegible]	[illegible]	3,612	2,374	101,805	97,110	[illegible]	91,116	111,773	105,502	410	11,727	944	774	569
Millinery stores	18	[illegible]	154	103	82	[illegible]	64	94	73	3,232	3,077	2,762	2,685	3,106	2,942	29	430	48	47	31
Other apparel accessory, specialty stores	[illegible]	1,289	178	102	75	[illegible]	56	82	64	3,036	2,625	2,731	2,456	2,841	2,499	33	714	68	64	42
Shoe stores	[illegible]	10,417	1,947	966	640	882	620	985	651	35,252	32,720	33,245	30,641	34,082	31,470	109	4,401	386	257	154
Custom tailors	[illegible]	44	24	12	12	10	10	10	10	604	[illegible]	[illegible]	469	471	471	25	324	[illegible]	22	17
Furriers, fur shops	1	(x)	(x)	(x)	(x)	(x)	(x)	(x)	(x)	(x)	(x)	(x)	(x)	(x)	(x)	[illegible]	(x)	[illegible]	(x)	[illegible]
All other apparel stores	[illegible]	(x)	(x)	(x)	(x)	(x)	(x)	(x)	(x)	(x)	(x)	(x)	(x)	(x)	(x)	89	(x)	(x)	(x)	[illegible]
Furniture, furnishings, appliance group	647	95,649	12,687	5,406	5,143	5,435	5,230	[illegible]	5,420	242,841	237,921	257,550	252,819	264,157	259,194	1,226	42,882	4,505	2,625	[illegible]
Furniture stores	392	67,145	8,584	3,300	[illegible]	[illegible]	[illegible]	3,463	3,369	144,707	[illegible]	155,681	154,334	161,942	160,522	[illegible]	25,354	2,502	1,452	[illegible]
Floor covering, drapery stores	7	1,037	122	[illegible]	94	[illegible]	[illegible]	101	95	4,007	3,979	3,446	3,931	4,586	4,456	61	1,741	286	171	142
Other home furnishing stores	22	3,221	1,273	540	530	555	541	562	552	25,262	25,094	25,936	25,494	26,672	26,484	134	2,217	352	182	152
Household appliance stores	221	24,078	2,587	1,464	1,305	1,491	[illegible]	[illegible]	1,345	67,498	[illegible]	[illegible]	[illegible]	[illegible]	[illegible]	[illegible]	12,262	1,216	[illegible]	[illegible]
Radio stores	6	168	19	10	[illegible]	1	[illegible]	10	9	311	304	[illegible]	[illegible]	355	350	79	1,303	141	48	[illegible]
Automotive group	[illegible]	[illegible]	[illegible]	[illegible]	[illegible]	[illegible]	[illegible]	[illegible]	13,341	[illegible]	[illegible]	[illegible]	[illegible]	[illegible]	[illegible]	[illegible]	[illegible]	2,711	1,727	[illegible]
Motor vehicle (new and used) dealers	872	[illegible]	[illegible]	[illegible]	[illegible]	[illegible]	[illegible]	[illegible]	11,401	[illegible]	[illegible]	[illegible]	[illegible]	[illegible]	601,542	147	[illegible]	[illegible]	[illegible]	[illegible]
Motor vehicle (used) dealers	109	14,627	734	[illegible]	266	[illegible]	295	315	306	12,522	[illegible]	[illegible]	[illegible]	[illegible]	[illegible]	166	[illegible]	[illegible]	[illegible]	[illegible]
Tire, battery, accessory dealers	[illegible]	21,319	[illegible]	[illegible]	[illegible]	[illegible]	[illegible]	1,178	1,087	48,336	[illegible]	[illegible]	51,568	[illegible]	51,109	394	[illegible]	[illegible]	[illegible]	[illegible]
All other automotive dealers	15	[illegible]	[illegible]	[illegible]	[illegible]	[illegible]	[illegible]	[illegible]	[illegible]	[illegible]	[illegible]	4,128	[illegible]	[illegible]	3,917	46	[illegible]	[illegible]	[illegible]	[illegible]
Gasoline service stations	[illegible]	[illegible]	[illegible]	[illegible]	[illegible]	[illegible]	[illegible]	[illegible]	1,401	56,007	52,268	58,369	[illegible]	59,568	57,571	5,806	[illegible]	[illegible]	[illegible]	[illegible]
Lumber, building, hardware group	[illegible]	[illegible]	[illegible]	7,532	7,141	[illegible]	[illegible]	7,679	7,239	325,643	[illegible]	[illegible]	[illegible]	[illegible]	329,739	760	[illegible]	[illegible]	[illegible]	[illegible]
Lumber yards, building materials dealers	[illegible]	[illegible]	4,329	[illegible]	[illegible]	[illegible]	[illegible]	[illegible]	[illegible]	170,347	[illegible]	170,804	[illegible]	168,601	162,566	115	[illegible]	[illegible]	[illegible]	[illegible]
Plumbing, paint, electrical stores	[illegible]	[illegible]	1,612	649	593	[illegible]	[illegible]	680	615	22,256	26,782	30,639	29,720	32,181	30,807	166	5,536	551	[illegible]	[illegible]
Hardware stores	[illegible]	[illegible]	[illegible]	[illegible]	[illegible]	[illegible]	[illegible]	[illegible]	[illegible]	[illegible]	37,069	[illegible]	[illegible]	[illegible]	[illegible]	[illegible]	[illegible]	[illegible]	[illegible]	[illegible]
Farm equipment dealers	157	[illegible]	2,621	1,056	1,030	1,092	[illegible]	1,119	1,092	49,056	48,677	51,604	51,111	52,270	52,553	84	4,345	341	21	[illegible]
Drug and proprietary stores	[illegible]	[illegible]	[illegible]	[illegible]	[illegible]	[illegible]	[illegible]	[illegible]	2,329	92,546	[illegible]	[illegible]	[illegible]	[illegible]	41,632	[illegible]	[illegible]	[illegible]	[illegible]	[illegible]
Drug stores	[illegible]	32,326	5,029	2,482	2,275	[illegible]	[illegible]	[illegible]	2,299	91,462	[illegible]	93,999	90,731	93,592	90,510	[illegible]	[illegible]	[illegible]	[illegible]	[illegible]
Proprietary stores	2	451	57	[illegible]	[illegible]	41	[illegible]	[illegible]	30	1,084	[illegible]	[illegible]	[illegible]	1,388	1,373	[illegible]	[illegible]	[illegible]	[illegible]	[illegible]
Liquor stores	[illegible]	[illegible]	[illegible]	407	389	41	[illegible]	417	[illegible]	18,519	[illegible]	18,709	18,449	19,172	18,894	[illegible]	[illegible]	[illegible]	[illegible]	[illegible]
Second-hand stores	18	1,151	235	120	[illegible]	104	[illegible]	113	[illegible]	4,690	[illegible]	[illegible]	[illegible]	4,092	3,867	106	[illegible]	[illegible]	[illegible]	[illegible]
Other retail stores	[illegible]	120,170	[illegible]	5,868	[illegible]	[illegible]	[illegible]	[illegible]	[illegible]	[illegible]	[illegible]	238,145	[illegible]	[illegible]	[illegible]	[illegible]	[illegible]	[illegible]	[illegible]	[illegible]
Fuel, fuel oil dealers	[illegible]	[illegible]	[illegible]	[illegible]	1,101	1,206	1,160	1,240	1,164	[illegible]	[illegible]	47,179	46,595	47,862	45,800	[illegible]	[illegible]	[illegible]	[illegible]	[illegible]
Ice dealers	[illegible]	[illegible]	[illegible]	344	[illegible]	408	[illegible]	[illegible]	316	11,551	11,021	[illegible]	[illegible]	11,837	11,376	24	[illegible]	[illegible]	[illegible]	[illegible]
Feed, farm, garden supply stores	[illegible]	[illegible]	[illegible]	[illegible]	1,630	[illegible]	[illegible]	[illegible]	1,639	67,369	[illegible]	[illegible]	[illegible]	[illegible]	[illegible]	[illegible]	[illegible]	[illegible]	[illegible]	[illegible]
Jewelry stores	[illegible]	[illegible]	[illegible]	683	[illegible]	[illegible]	[illegible]	[illegible]	705	33,901	[illegible]	[illegible]	[illegible]	[illegible]	[illegible]	[illegible]	[illegible]	[illegible]	[illegible]	[illegible]
Book, stationery stores	[illegible]	[illegible]	[illegible]	[illegible]	[illegible]	[illegible]	[illegible]	[illegible]	[illegible]	38,304	[illegible]	[illegible]	[illegible]	[illegible]	[illegible]	[illegible]	[illegible]	[illegible]	[illegible]	[illegible]
Sporting goods stores, bicycle stores	[illegible]	[illegible]	[illegible]	[illegible]	147	151	[illegible]	159	[illegible]	[illegible]	6,559	[illegible]	[illegible]	[illegible]	[illegible]	[illegible]	[illegible]	[illegible]	[illegible]	[illegible]
Florists	[illegible]	[illegible]	[illegible]	114	[illegible]	[illegible]	[illegible]	[illegible]	[illegible]	[illegible]	[illegible]	[illegible]	[illegible]	[illegible]	[illegible]	[illegible]	[illegible]	[illegible]	[illegible]	[illegible]
Cigar stores and stands	[illegible]	[illegible]	[illegible]	32	[illegible]	[illegible]	[illegible]	[illegible]	[illegible]	[illegible]	[illegible]	[illegible]	[illegible]	[illegible]	[illegible]	[illegible]	[illegible]	[illegible]	[illegible]	[illegible]
News dealers, newsstands	[illegible]	[illegible]	[illegible]	[illegible]	[illegible]	(x)	[illegible]	[illegible]	[illegible]	[illegible]	[illegible]	[illegible]	[illegible]	[illegible]	[illegible]	[illegible]	[illegible]	[illegible]	[illegible]	[illegible]
Gift, novelty, souvenir stores	[illegible]	[illegible]	[illegible]	[illegible]	[illegible]	17	17	[illegible]	13	409	396	[illegible]	[illegible]	[illegible]	[illegible]	[illegible]	[illegible]	[illegible]	[illegible]	[illegible]
Music stores	[illegible]	[illegible]	[illegible]	[illegible]	[illegible]	[illegible]	[illegible]	[illegible]	[illegible]	[illegible]	[illegible]	[illegible]	[illegible]	[illegible]	[illegible]	[illegible]	[illegible]	[illegible]	[illegible]	[illegible]
All other retail stores	[illegible]	[illegible]	[illegible]	[illegible]	[illegible]	[illegible]	[illegible]	[illegible]	(x)	(x)	(x)	[illegible]	[illegible]	[illegible]	[illegible]	[illegible]	[illegible]	[illegible]	[illegible]	[illegible]

Table 13D.—PAID EMPLOYEES AND WEEKLY PAY ROLL FOR SELECTED WORKWEEKS FOR LARGE STORES AND MULTIUNITS STATE, BY KIND OF BUSINESS 1948[1]—Continued

NORTH DAKOTA

STORES, SALES, ANNUAL PAY ROLL, AND PAID EMPLOYEES AND WEEKLY PAY ROLL

[See text for explanatory material]

Kind of business	Large stores and multiunits: Stores (Number)	Sales, entire year (Thousand dollars)	Pay roll, entire year (Thousand dollars)	Paid employees, workweek ended nearest — March 15: Total (Number)	March 15: Full workweek (Number)	July 15: Total (Number)	July 15: Full workweek (Number)	Nov 15: Total (Number)	Nov 15: Full workweek (Number)	Pay roll, workweek ended nearest — March 15: Total (Dollars)	March 15: Full workweek (Dollars)	July 15: Total (Dollars)	July 15: Full workweek (Dollars)	Nov 15: Total (Dollars)	Nov 15: Full workweek (Dollars)	Small single unit stores: Stores (Number)	Sales, entire year (Thousand dollars)	Pay roll, entire year (Thousand dollars)	Paid employees workweek ended nearest Nov 15: Total (Number)	Full workweek (Number)
State, total	[illegible]	[illegible]	[illegible]	15,815	13,752	16,584	14,581	17,465	14,766	660,269	627,467	720,471	684,029	753,519	710,247	[illegible]	193,80[illegible]	11,764	[illegible]	[illegible]
Food group	[illegible]	[illegible]	[illegible]	1,742	1,364	1,816	1,512	1,808	1,413	55,286	51,398	59,672	5[illegible],743	59,415	55,588	[illegible]	[illegible]	1,532	[illegible]	
Grocery stores, without fresh meat	[illegible]	[illegible]	422	260	234	281	231	260	200	7,605	7,149	8,436	7,88[illegible]	7,972	7,456	[illegible]	[illegible]	354	[illegible]	
Grocery stores, with fresh meat	[illegible]	[illegible],186	2,337	1,339	1,062	1,377	1,154	1,413	1,101	43,625	40,527	45,942	43,085	47,080	43,480	[illegible]	[illegible]	[illegible]	[illegible]	
Meat markets, fish markets	[illegible]	(x)	(x)	(x)	(x)	(x)	(x)	(x)	(x)	(x)	(x)	(x)	(x)	(x)	(x)	65	(x)	(x)	(x)	
Fruit stores, vegetable markets	1	(x)	(x)	(x)	(x)	(x)	(x)	(x)	(x)	(x)	(x)	(x)	(x)	(x)	(x)	[illegible]	(x)	(x)	(x)	(x)
Candy, nut, confectionery stores	1	(x)	(x)	(x)	(x)	(x)	(x)	(x)	(x)	(x)	(x)	(x)	(x)	(x)	(x)	5[illegible]	(x)	(x)	(x)	(x)
Dairy products stores, milk dealers	1[illegible]	[illegible],415	162	99	86	120	92	102	81	2,633	2,351	3,559	3,142	3,403	3,220	11	[illegible]	[illegible]	1	
Bakery products stores	...	...	...	...	...	...	...	...	...	...	...	...	...	...	...	5[illegible]	1,[illegible]	[illegible]	[illegible]	
Egg, poultry dealers	...	...	...	...	...	...	...	...	...	...	...	...	...	...	...	2	(x)	(x)	(x)	(x)
All other food stores	...	...	...	...	...	...	...	...	...	...	...	...	...	...	...	[illegible]	[illegible]	7	[illegible]	
Eating and drinking places	[illegible]	12,18[illegible]	2,354	1,[illegible]	1,244	1,564	1,370	1,560	1,326	45,780	42,801	49,701	46,915	51,226	47,566	1,625	37,84[illegible]	3,2[illegible]	[illegible]	[illegible]
Eating places	78	[illegible],791	1,681	1,132	979	1,218	1,061	1,209	1,013	31,461	29,332	33,223	30,890	34,859	31,749	834	15,422	2,422	[illegible]	[illegible]
Drinking places	76	[illegible],300	[illegible]	317	265	346	309	351	313	14,319	13,769	16,478	16,325	16,367	15,817	791	21,421	1,474	[illegible]	7
General stores	42	[illegible]	575	289	261	308	253	325	267	3,822	8,597	10,079	9,462	11,211	10,[illegible]91	[illegible]	[illegible]	[illegible]	37	
General merchandise group	114	[illegible],885	5,635	2,857	2,236	2,890	2,318	3,495	2,475	96,329	88,354	99,152	89,245	111,470	99,291	137	4,577	238	228	[illegible]
Department stores	2	21,756	2,828	1,359	1,124	1,331	1,144	1,534	1,254	44,617	41,236	47,100	43,265	52,528	48,41[illegible]	...	...	...	...	...
Dry goods, general merchandise stores	7	19,761	2,047	923	711	1,021	754	1,176	767	37,186	34,479	36,958	32,666	40,742	36,109	73	2,578	10[illegible]	45	
Variety stores	24	[illegible],368	760	[illegible]	[illegible]	538	420	785	454	14,526	12,639	15,094	13,314	18,200	14,767	64	1,949	135	13[illegible]	
Apparel group	[illegible]	21,344	2,475	1,066	834	1,034	938	1,228	435	40,849	37,210	40,98[illegible]	37,283	47,615	42,433	201	7,601	[illegible]	326	[illegible]
Men's, boys' clothing, furnishings stores	18	7,046	771	230	204	220	200	252	217	13,132	12,725	13,105	12,749	14,648	13,946	58	[illegible],766	[illegible]	7[illegible]	[illegible]
Family clothing stores	13	2,295	199	123	87	112	87	121	92	4,362	3,744	3,649	3,097	3,817	3,183	29	1,197	67	[illegible]	[illegible]
Women's ready-to-wear stores	36	9,330	1,120	576	473	556	427	688	493	17,779	15,461	17,832	15,427	22,114	18,761	62	2,207	123	134	[illegible]
Millinery stores	[illegible]	(x)	(x)	(x)	(x)	(x)	(x)	(x)	(x)	(x)	(x)	(x)	(x)	(x)	(x)	1	(x)	(x)	(x)	(x)
Other apparel accessory, specialty stores	...	...	...	...	...	...	...	...	...	...	...	...	...	...	...	2	(x)	(x)	(x)	(x)
Shoe stores	13	1,670	191	69	57	69	57	77	59	3,171	3,032	3,650	3,369	3,358	3,645	30	1,361	[illegible]	38	
Custom tailors	...	...	...	...	...	...	...	...	...	...	...	...	...	...	...	6	127	[illegible]	6	
Furriers, fur shops	7	1,001	164	44	40	61	56	67	61	1,917	1,867	2,385	2,328	2,544	2,473	3	[illegible]	18	14	1
All other apparel stores	1	(x)	(x)	(x)	(x)	(x)	(x)	(x)	(x)	(x)	(x)	(x)	(x)	(x)	(x)	10	(x)	(x)	(x)	(x)
Furniture, furnishings, appliance group	107	15,363	2,117	738	682	757	704	787	717	38,297	37,301	40,633	39,393	43,456	41,708	214	7,264	544	329	[illegible]
Furniture stores	41	8,825	1,077	346	334	348	342	359	344	18,435	18,214	19,939	19,834	20,202	19,929	41	1,707	85	72	
Floor covering, drapery stores	1	(x)	(x)	(x)	(x)	(x)	(x)	(x)	(x)	(x)	(x)	(x)	(x)	(x)	(x)	11	(x)	(x)	(x)	(x)
Other home furnishing stores	2	(x)	(x)	(x)	(x)	(x)	(x)	(x)	(x)	(x)	(x)	(x)	(x)	(x)	(x)	6	(x)	(x)	(x)	(x)
Household appliance stores	61	(x)	(x)	(x)	(x)	(x)	(x)	(x)	(x)	(x)	(x)	(x)	(x)	(x)	(x)	130	(x)	(x)	(x)	(x)
Radio stores	2	(x)	(x)	(x)	(x)	(x)	(x)	(x)	(x)	(x)	(x)	(x)	(x)	(x)	(x)	26	(x)	(x)	(x)	(x)
Automotive group	343	105,655	9,232	3,064	2,979	3,233	3,139	3,339	3,236	161,897	160,011	183,340	181,2[illegible]	191,296	189,260	259	9,318	657	400	[illegible]
Motor vehicle (new and used) dealers	298	96,824	8,651	2,884	2,811	3,002	2,931	3,103	3,027	153,024	151,403	171,152	169,427	179,342	177,650	85	[illegible]	330	199	171
Motor vehicle (used) dealers	15	5,353	156	33	31	45	42	49	47	2,074	1,969	2,839	2,726	3,218	3,143	22	1,168	62	36	[illegible]
Tire, battery, accessory dealers	26	3,173	387	131	123	166	152	173	151	6,121	5,979	8,596	8,416	8,119	7,888	133	2,696	247	152	[illegible]
All other automotive dealers	4	305	28	16	14	20	14	14	11	678	660	753	655	617	579	19	592	18	13	[illegible]
Gasoline service stations	125	17,545	1,457	568	515	601	544	601	542	25,574	24,576	30,035	28,739	28,256	26,961	813	21,436	1,047	765	[illegible]
Lumber, building, hardware group	704	119,536	8,342	3,186	2,836	3,511	3,095	3,401	3,013	149,377	[illegible]	168,841	158,926	167,463	156,584	768	32,684	1,748	1,154	[illegible]
Lumber yards, building materials dealers	248	33,951	2,359	886	715	969	787	967	777	40,313	35,597	45,806	40,695	45,863	40,306	81	3,696	184	137	[illegible]
Plumbing, paint, electrical stores	18	2,966	631	198	189	229	217	236	230	10,275	10,173	12,541	12,313	13,579	13,488	78	2,857	347	208	[illegible]
Hardware stores	92	12,841	1,200	469	429	523	455	532	464	20,671	19,807	22,920	21,765	24,256	22,916	382	14,716	610	424	[illegible]
Farm equipment dealers	346	69,978	4,152	1,633	1,503	1,790	1,636	1,666	1,542	78,118	74,472	87,574	84,153	83,765	79,874	227	12,415	607	385	291
Drug and proprietary stores	40	7,184	787	374	342	405	370	392	353	14,101	13,617	15,848	15,245	16,051	15,420	179	7,190	508	428	27[illegible]
Drug stores	35	6,621	699	331	306	367	336	352	319	12,369	12,001	14,054	13,518	14,341	13,802	125	5,555	404	318	21
Proprietary stores	5	563	88	43	36	38	34	40	34	1,732	1,616	1,794	1,727	1,710	1,618	54	1,635	104	110	6
Liquor stores	19	(x)	(x)	(x)	(x)	(x)	(x)	(x)	(x)	(x)	(x)	(x)	(x)	(x)	(x)	239	(x)	(x)	(x)	(x)
Second-hand stores	3	284	5	3	3	6	6	3	3	63	63	233	233	63	63	27	198	18	14	[illegible]
Other retail stores	57	(x)	(x)	(x)	(x)	(x)	(x)	(x)	(x)	(x)	(x)	(x)	(x)	(x)	(x)	291	(x)	(x)	(x)	(x)
Fuel, fuel oil dealers	11	1,683	190	88	78	62	54	104	95	3,356	3,222	2,943	2,764	4,736	4,586	29	1,030	100	62	43
Ice dealers	...	...	...	...	...	...	...	...	...	...	...	...	...	...	...	6	92	26	21	7
Feed, farm, garden supply stores	7	1,314	51	25	22	21	19	24	22	1,038	977	869	810	1,163	1,111	17	608	27	20	16
Jewelry stores	16	1,742	191	69	65	66	65	75	72	3,124	3,072	3,060	3,034	3,648	3,564	87	2,403	184	107	85
Book, stationery stores	3	(x)	(x)	(x)	(x)	(x)	(x)	(x)	(x)	(x)	(x)	(x)	(x)	(x)	(x)	12	(x)	(x)	(x)	(x)
Sporting goods stores, bicycle stores	2	(x)	(x)	(x)	(x)	(x)	(x)	(x)	(x)	(x)	(x)	(x)	(x)	(x)	(x)	23	(x)	(x)	(x)	(x)
Florists	2	(x)	(x)	(x)	(x)	(x)	(x)	(x)	(x)	(x)	(x)	(x)	(x)	(x)	(x)	14	(x)	(x)	(x)	(x)
Cigar stores and stands	2	(x)	(x)	(x)	(x)	(x)	(x)	(x)	(x)	(x)	(x)	(x)	(x)	(x)	(x)	2	(x)	(x)	(x)	(x)
News dealers, newsstands	1	(x)	(x)	(x)	(x)	(x)	(x)	(x)	(x)	(x)	(x)	(x)	(x)	(x)	(x)	14	(x)	(x)	(x)	(x)
Gift, novelty, souvenir stores	1	(x)	(x)	(x)	(x)	(x)	(x)	(x)	(x)	(x)	(x)	(x)	(x)	(x)	(x)	20	(x)	(x)	(x)	(x)
Music stores	7	1,898	154	69	68	64	63	70	69	3,826	3,811	3,603	3,585	4,269	4,242	8	258	8	12	12
All other retail stores	5	(x)	(x)	(x)	(x)	(x)	(x)	(x)	(x)	(x)	(x)	(x)	(x)	(x)	(x)	57	(x)	(x)	(x)	(x)

See footnotes at end of table.

Table 13D.—PAID EMPLOYEES AND WEEKLY PAY ROLL FOR SELECTED WORKWEEKS FOR LARGE STORES AND MULTIUNITS—STATE, BY KIND OF BUSINESS: 1948[1]—Continued

OHIO

STORES, SALES, ANNUAL PAY ROLL, AND PAID EMPLOYEES AND WEEKLY PAY ROLL

[See text for explanatory material]

Kind of business	Large stores and multiunits: Stores (Number)	Sales, entire year (Thousand dollars)	Pay roll, entire year (Thousand dollars)	Paid employees, workweek ended nearest— March 15: Total (Number)	March 15: Full workweek (Number)	July 15: Total (Number)	July 15: Full workweek (Number)	Nov. 15: Total (Number)	Nov. 15: Full workweek (Number)	Pay roll, workweek ended nearest— March 15: Total (Dollars)	March 15: Full workweek (Dollars)	July 15: Total (Dollars)	July 15: Full workweek (Dollars)	Nov. 15: Total (Dollars)	Nov. 15: Full workweek (Dollars)	Small single-unit stores: Stores (Number)	Sales, entire year (Thousand dollars)	Pay roll, entire year (Thousand dollars)	Paid employees, workweek ended nearest Nov. 15: Total (Number)	Full workweek (Number)
State, total	21,675	5,337,745	643,774	268,545	221,109	273,655	230,652	290,421	236,329	11,210,344	10,494,739	12,131,147	11,428,759	12,582,238	11,757,530	61,296	2,035,428	163,391	116,234	85,651
Food group	5,514	1,185,176	46,380	44,160	32,502	45,048	34,587	45,240	33,508	1,735,223	1,566,738	1,858,440	1,685,090	1,857,948	1,680,447	14,380	431,168	24,569	20,254	13,027
Grocery stores, without fresh meat	506	59,303	4,347	2,355	1,485	2,289	1,506	2,203	1,399	80,865	68,416	83,557	70,562	79,267	67,053	3,387	76,203	1,728	1,722	946
Grocery stores, with fresh meat	3,154	846,708	51,541	26,614	18,188	26,786	19,477	27,397	18,916	922,120	797,806	993,581	870,492	1,000,978	871,486	4,756	180,920	10,864	7,385	5,066
Meat markets, fish markets	384	59,028	4,082	1,776	1,342	1,728	1,337	1,847	1,370	76,349	69,309	76,754	69,499	80,680	72,323	1,161	50,421	2,004	1,257	828
Fruit stores, vegetable markets	170	8,449	568	357	213	387	255	376	245	10,152	8,751	11,695	10,166	11,196	9,846	414	16,780	668	616	328
Candy, nut, confectionery stores	323	17,021	2,290	1,479	1,236	1,485	1,282	1,615	1,370	41,832	38,879	39,548	37,011	46,426	43,504	1,563	24,646	1,538	1,662	1,032
Dairy products stores, milk dealers	583	157,095	27,850	8,947	8,027	9,282	8,[illegible]	9,040	8,073	500,463	487,166	548,584	524,801	527,160	511,239	540	13,137	1,588	1,258	828
Bakery products stores	250	14,114	2,385	1,404	468	1,474	487	1,517	1,084	42,891	38,245	45,741	40,762	48,403	43,278	315	25,656	4,854	1,140	[illegible]
Egg, poultry dealers	68	9,116	469	238	157	251	176	266	165	8,392	7,307	9,092	8,033	9,162	7,852	302	9,835	353	338	175
All other food stores	76	14,342	2,848	990	886	966	874	985	886	52,159	50,859	49,888	48,764	54,676	53,366	942	27,570	972	826	494
Eating and drinking places	1,928	198,849	51,646	27,797	23,959	30,432	26,249	29,576	25,282	916,640	859,454	1,006,422	941,424	995,893	932,031	15,338	425,937	64,387	48,151	38,179
Eating places	1,262	146,889	39,655	22,126	18,986	24,324	20,919	23,686	20,136	704,923	658,648	777,603	725,261	773,718	721,154	6,601	156,047	27,084	24,620	19,264
Drinking places	666	51,960	11,991	5,671	4,973	6,108	5,330	5,890	5,146	211,717	200,806	228,819	216,163	222,175	211,877	8,737	269,890	37,303	23,631	18,915
General stores	63	13,308	1,246	734	516	687	545	751	543	22,981	20,154	22,632	19,805	23,644	20,764	571	18,472	491	501	327
General merchandise group	1,020	925,208	146,234	72,705	54,506	69,888	53,934	83,079	59,898	2,487,442	2,208,673	2,620,247	2,367,157	2,932,756	2,592,266	492	28,381	1,917	1,981	1,330
Department stores	147	714,189	116,361	50,986	40,945	50,424	40,563	58,525	45,355	1,485,841	1,786,231	2,103,150	1,923,528	2,348,198	2,109,584	...	...	...	...	...
Dry goods, general merchandise stores	357	81,226	9,633	5,163	3,906	5,212	4,052	6,052	4,229	153,441	144,167	165,674	155,537	183,179	161,353	530	15,972	963	846	[illegible]
Variety stores	516	129,793	20,240	16,556	9,655	14,252	9,314	18,502	10,714	348,710	283,275	351,423	293,992	401,979	321,320	462	12,309	954	1,135	[illegible]
Apparel group	1,982	300,413	41,609	22,421	17,443	21,866	17,368	24,466	18,521	863,851	747,942	863,809	801,684	943,185	[illegible]	4,151	74,315	7,775	5,417	[illegible]
Men's, boys' clothing, furnishings stores	421	87,959	11,312	4,153	3,348	4,057	3,406	4,426	3,461	194,517	184,078	196,59[illegible]	187,435	211,999	197,[illegible]	734	37,173	3,552	1,188	[illegible]
Family clothing stores	214	69,419	9,842	4,626	3,629	4,136	3,440	4,753	3,684	183,640	170,991	173,883	162,487	189,217	175,245	286	6,979	540	483	[illegible]
Women's ready-to-wear stores	499	115,602	15,474	7,928	6,444	7,694	6,482	8,857	7,116	256,183	238,462	259,462	242,612	294,990	274,239	631	30,893	1,605	1,352	[illegible]
Millinery stores	100	2,716	492	434	306	323	241	360	248	10,168	8,289	8,453	7,537	9,317	8,005	219	7,557	273	264	162
Other apparel accessory, specialty stores	59	7,718	1,100	610	245	630	276	709	301	16,725	12,676	18,504	14,104	14,358	14,483	130	[illegible]	245	187	[illegible]
Shoe stores	587	66,576	8,431	4,128	2,540	3,402	2,640	4,125	2,573	144,760	127,417	152,344	137,759	150,821	134,543	419	26,703	1,517	895	[illegible]
Custom tailors	47	7,406	1,418	539	417	512	461	529	474	32,542	31,621	25,872	25,028	32,126	31,418	220	4,173	737	356	171
Furriers, fur shops	25	7,039	1,412	379	370	435	423	553	533	21,672	21,431	24,704	24,461	30,700	30,277	[illegible]	2,564	363	208	177
All other apparel stores	30	1,978	228	124	94	134	[illegible]	154	111	3,424	[illegible]	3,347	3,702	5,149	4,791	250	6,231	443	332	[illegible]
Furniture, furnishings, appliance group	1,443	272,197	44,947	15,226	14,476	15,761	15,161	15,814	15,321	805,364	792,952	897,874	882,881	892,445	873,107	1,875	87,354	7,481	[illegible]	[illegible]
Furniture stores	711	157,187	23,827	7,237	6,857	7,373	7,010	7,480	7,070	404,705	397,147	436,032	429,023	439,685	[illegible]	691	38,796	3,275	1,279	[illegible]
Floor covering, drapery stores	111	19,416	2,702	1,053	978	1,149	1,066	1,138	1,043	61,417	59,329	72,346	67,846	72,203	66,975	270	9,643	1,442	672	[illegible]
Other home furnishing stores	57	14,384	5,154	2,425	2,404	2,623	2,568	2,405	2,386	125,457	123,776	133,409	133,119	131,489	131,617	474	6,446	742	468	[illegible]
Household appliance stores	511	72,755	11,311	4,231	3,964	4,268	4,140	4,476	4,224	210,647	197,501	238,560	235,795	229,916	226,447	[illegible]	26,419	4,463	[illegible]	[illegible]
Radio stores	53	8,455	953	284	273	288	277	315	299	16,135	15,909	17,527	17,149	18,558	17,132	361	6,365	509	475	[illegible]
Automotive group	2,883	1,072,780	106,405	29,917	28,770	31,697	30,427	32,783	31,217	1,820,559	1,791,340	1,997,160	1,966,800	2,984,521	[illegible]	[illegible]	76,710	5,370	4,982	[illegible]
Motor vehicle (new and used) dealers	1,893	877,343	91,464	25,073	24,338	26,266	25,577	27,328	26,457	1,555,205	1,534,551	1,690,821	1,671,663	1,792,464	[illegible]	[illegible]	25,477	3,063	1,154	[illegible]
Motor vehicle (used) dealers	466	119,247	5,456	1,454	1,371	1,559	1,474	1,537	1,442	48,514	47,083	[illegible]	107,198	101,661	99,424	548	22,270	443	459	[illegible]
Tire, battery, accessory dealers	431	58,290	8,346	3,089	2,724	3,439	2,995	[illegible]	2,488	144,166	142,279	173,950	165,591	169,463	161,011	735	26,930	2,445	1,125	[illegible]
All other automotive dealers	93	17,900	1,139	381	337	433	381	374	330	14,690	19,027	22,235	22,343	19,403	18,720	463	8,137	444	244	[illegible]
Gasoline service stations	1,110	125,294	15,235	5,629	5,053	5,997	5,409	6,106	5,474	268,928	256,987	324,771	317,274	336,141	295,044	7,382	[illegible]	[illegible]	[illegible]	[illegible]
Lumber, building, hardware group	2,177	500,396	65,164	20,873	19,313	22,369	21,550	[illegible]	21,398	1,071,696	1,041,435	1,267,271	1,233,366	1,257,281	[illegible]	[illegible]	127,316	[illegible]	[illegible]	[illegible]
Lumber yards, building materials dealers	845	281,103	36,719	10,715	10,097	12,071	11,311	11,746	11,078	591,749	576,269	705,431	688,600	699,953	682,784	404	18,791	[illegible]	[illegible]	[illegible]
Plumbing, paint, electrical stores	383	45,805	10,412	3,144	2,781	3,494	3,295	3,418	3,181	162,890	156,482	201,440	196,358	198,756	193,898	1,065	[illegible]	4,132	[illegible]	[illegible]
Hardware stores	491	39,113	12,377	4,792	4,429	[illegible]	4,664	5,274	4,643	215,991	209,576	248,414	240,936	244,779	237,514	1,449	[illegible]	[illegible]	[illegible]	[illegible]
Farm equipment dealers	458	74,375	5,656	2,222	2,136	2,374	2,286	2,246	2,196	101,186	99,138	111,946	110,006	111,743	110,448	461	22,306	1,183	[illegible]	[illegible]
Drug and proprietary stores	839	131,372	18,140	9,936	7,619	11,442	8,228	10,664	8,184	320,404	289,518	349,305	316,174	352,285	317,272	1,878	[illegible]	[illegible]	[illegible]	[illegible]
Drug stores	788	126,894	17,498	9,599	7,343	10,053	7,910	10,246	7,860	308,700	278,711	335,235	304,153	338,110	304,257	[illegible]	[illegible]	[illegible]	[illegible]	[illegible]
Proprietary stores	51	4,478	642	337	276	389	318	418	324	[illegible]	10,807	[illegible]	12,321	14,175	13,015	308	[illegible]	[illegible]	[illegible]	
Liquor stores	331	119,180	[illegible]	1,216	1,111	1,294	1,159	1,339	1,149	[illegible]	44,625	55,362	52,266	58,008	54,912	[illegible]	[illegible]	[illegible]	[illegible]	
Second-hand stores	97	6,667	1,304	476	455	552	474	533	492	[illegible]	22,505	25,790	24,158	26,316	24,765	711	[illegible]	[illegible]	[illegible]	
Other retail stores	2,282	420,905	44,444	16,855	15,396	16,917	15,661	17,331	15,887	820,818	796,816	847,261	816,140	852,815	[illegible]	[illegible]	[illegible]	[illegible]	[illegible]	[illegible]
Fuel, fuel oil dealers	413	79,037	3,717	3,401	3,046	2,941	2,659	3,238	2,918	179,816	171,541	151,556	144,371	168,600	[illegible]	764	[illegible]	[illegible]	[illegible]	[illegible]
Ice dealers	43	4,456	475	336	312	445	417	315	296	16,914	15,549	[illegible]	22,096	[illegible]	15,236	[illegible]	[illegible]	[illegible]	[illegible]	
Feed, farm, garden supply stores	693	195,865	11,358	4,635	4,410	4,766	4,549	4,761	4,538	[illegible]	207,706	229,661	227,393	226,236	221,642	[illegible]	[illegible]	802	[illegible]	
Jewelry stores	255	42,991	7,642	2,267	2,130	2,266	2,162	2,410	2,259	133,490	131,405	138,046	136,050	144,975	142,662	847	[illegible]	[illegible]	[illegible]	[illegible]
Book, stationery stores	97	20,763	4,532	1,790	1,661	1,976	1,874	2,105	1,971	77,944	75,723	[illegible]	86,748	88,788	[illegible]	152	[illegible]	[illegible]		
Sporting goods stores, bicycle stores	54	9,286	[illegible]	346	305	367	326	354	313	18,195	17,677	20,661	[illegible]	17,774	[illegible]	[illegible]	[illegible]	[illegible]		
Florists	98	6,414	1,177	488	424	477	424	488	432	21,159	19,929	[illegible]	20,039	21,722	20,814	[illegible]	[illegible]	[illegible]		
Cigar stores and stands	188	17,075	1,201	540	401	544	443	547	460	21,839	20,848	[illegible]	22,400	[illegible]	[illegible]	[illegible]	[illegible]	[illegible]	[illegible]	
News dealers, newsstands	59	4,285	538	458	286	446	289	451	283	10,100	[illegible]	[illegible]	9,303	[illegible]	[illegible]	[illegible]	[illegible]	[illegible]		
Gift, novelty, souvenir stores	31	1,019	118	58	39	75	48	92	61	1,711	1,449	2,314	1,961	[illegible]	[illegible]	35	[illegible]	[illegible]		
Music stores	76	9,825	1,660	688	607	626	558	633	574	36,468	35,751	42,172	31,336	[illegible]	[illegible]	[illegible]	[illegible]	[illegible]	[illegible]	
All other retail stores	284	29,884	5,443	1,848	1,715	1,988	1,892	1,935	1,784	92,229	90,151	104,467	101,891	101,980	93,975	1,308	27,664	[illegible]	[illegible]	

See footnotes at end of table.

TABLE 13D. PAID EMPLOYEES AND WEEKLY PAY ROLL FOR SELECTED WORKWEEKS FOR LARGE STORES AND MULTIUNITS—STATE BY KIND OF BUSINESS: 1948[1]—Continued

OKLAHOMA

STORES, SALES, ANNUAL PAY ROLL, AND PAID EMPLOYEES AND WEEKLY PAY ROLL

[See text for explanatory material]

Kind of business	Large stores and multiunits																Small single-unit stores				
				Paid employees, workweek ended nearest						Pay roll, workweek ended nearest											
				March 15		July 15		Nov. 15		March 15		July 15		Nov. 15							
	Stores	Sales, entire year	Pay roll, entire year	Total	Full work week	Total	Full workweek	Total	Full workweek	Total	Full workweek	Total	Full workweek	Total	Full workweek		Stores	Sales, entire year	Pay roll, entire year	Paid employees, workweek ended nearest Nov. 15	
	Number	Thousand dollars	Thousand dollars	Number	Number	Number	Number	Number	Number	Dollars	Dollars	Dollars	Dollars	Dollars	Dollars		Number	Thousand dollars	Thousand dollars	Total number	Full workweek number
State, total																					
Food group																					
Grocery stores, without fresh meat																					
Grocery stores, with fresh meat																					
Meat markets, fish markets																					
Fruit stores, vegetable markets																					
Candy, nut, confectionery stores																					
Dairy products stores, milk dealers																					
Bakery products stores																					
Egg, poultry dealers																					
All other food stores																					
Eating and drinking places																					
Eating places																					
Drinking places																					
General stores																					
General merchandise group																					
Department stores																					
Dry goods, general merchandise stores																					
Variety stores																					
Apparel group																					
Men's, boys' clothing, furnishings stores																					
Family clothing stores																					
Women's ready-to-wear stores																					
Millinery stores																					
Other apparel accessory, specialty stores																					
Shoe stores																					
Custom tailors																					
Furriers, fur shops																					
All other apparel stores																					
Furniture, furnishings, appliance group																					
Furniture stores																					
Floor covering, drapery stores																					
Other home furnishing stores																					
Household appliance stores																					
Radio stores																					
Automotive group																					
Motor vehicle (new and used) dealers																					
Motor vehicle (used) dealers																					
Tire, battery, accessory dealers																					
All other automotive dealers																					
Gasoline service stations																					
Lumber, building, hardware group																					
Lumber yards, building materials dealers																					
Plumbing, paint, electrical stores																					
Hardware stores																					
Farm equipment dealers																					
Drug and proprietary stores																					
Drug stores																					
Proprietary stores																					
Liquor stores																					
Second-hand stores																					
Other retail stores																					
Fuel, fuel oil dealers																					
Ice dealers																					
Feed, farm, garden supply stores																					
Jewelry stores																					
Book, stationery stores																					
Sporting goods stores, bicycle stores																					
Florists																					
Cigar stores and stands																					
News dealers, newsstands																					
Gift, novelty, souvenir stores																					
Music stores																					
All other retail stores																					

See footnotes at end of table.

Table 13D.—PAID EMPLOYEES AND WEEKLY PAY ROLL FOR SELECTED WORKWEEKS FOR LARGE STORES AND MULTIUNITS—STATE, BY KIND OF BUSINESS: 1948[1]—Continued

OREGON

Stores, Sales, Annual Pay Roll, and Paid Employees and Weekly Pay Roll

[See text for explanatory material]

Kind of business	Large stores and multiunits: Stores (Number)	Sales, entire year (Thousand dollars)	Pay roll, entire year (Thousand dollars)	Paid employees, workweek ended nearest— March 15: Total (Number)	March 15: Full workweek (Number)	July 15: Total (Number)	July 15: Full workweek (Number)	Nov. 15: Total (Number)	Nov. 15: Full workweek (Number)	Pay roll, workweek ended nearest— March 15: Total (Dollars)	March 15: Full workweek (Dollars)	July 15: Total (Dollars)	July 15: Full workweek (Dollars)	Nov. 15: Total (Dollars)	Nov. 15: Full workweek (Dollars)	Small single-unit stores: Stores (Number)	Sales, entire year (Thousand dollars)	Pay roll, entire year (Thousand dollars)	Paid employees, workweek ended nearest Nov. 15: Total (Number)	Full workweek (Number)
State, total	4,705	1,206,318	124,474	48,127	42,672	49,597	44,516	51,636	45,389	[illegible]	[illegible]	2,595,037	2,484,589	2,646,789	2,522,745	14,833	390,982	32,281	19,705	[illegible]
Food group	1,13[illegible]	266,656	17,539	7,034	5,498	7,182	5,834	7,233	5,685	339,375	308,786	366,640	336,484	369,346	336,590	2,745	95,133	2,899	1,919	1,311
Grocery stores, without fresh meat	124	17,169	966	373	301	409	344	395	324	16,704	15,440	19,321	18,018	18,506	17,149	788	22,460	373	304	181
Grocery stores, with fresh meat	801	217,836	13,338	5,541	4,200	5,596	4,421	5,613	4,274	262,473	236,107	282,238	256,503	282,412	255,096	1,342	55,799	1,036	747	48[illegible]
Meat markets, fish markets	87	14,582	986	281	233	330	291	359	302	16,740	15,112	19,486	17,814	21,071	19,024	146	7,537	334	157	116
Fruit stores, vegetable markets	14	1,158	78	31	26	38	32	35	27	1,345	1,263	1,739	1,530	1,537	1,290	72	1,690	65	53	35
Candy, nut, confectionery stores	26	1,737	160	66	56	65	56	69	57	3,215	3,092	2,801	2,678	3,092	2,912	100	1,293	124	118	62
Dairy products stores, milk dealers	37	11,670	1,656	574	558	581	569	586	571	31,835	31,555	34,117	33,845	34,775	34,513	38	1,427	156	83	74
Bakery products stores	41	1,462	267	137	105	129	101	139	108	5,459	4,965	5,247	4,783	5,591	5,122	162	4,146	761	428	332
Egg, poultry dealers	6	(x)	(x)	(x)	(x)	(x)	(x)	(x)	(x)	(x)	(x)	(x)	(x)	(x)	(x)	20	(x)	(x)	(x)	(x)
All other food stores	2	(x)	(x)	(x)	(x)	(x)	(x)	(x)	(x)	(x)	(x)	(x)	(x)	(x)	(x)	27	(x)	(x)	(x)	(x)
Eating and drinking places	345	33,007	9,633	4,567	4,095	4,872	4,375	4,818	4,316	173,719	165,346	194,355	184,730	190,937	181,125	3,372	82,536	14,427	9,567	7,655
Eating places	257	28,033	8,521	4,060	3,629	4,364	3,919	4,330	3,884	152,894	145,356	171,347	162,671	169,037	160,529	2,152	50,669	10,055	7,204	5,791
Drinking places	88	4,974	1,112	507	466	508	456	488	432	20,825	19,990	23,008	22,059	21,900	20,596	1,220	31,867	4,372	2,363	1,864
General stores	44	8,621	689	284	264	271	241	313	282	12,281	11,984	13,218	12,708	13,392	13,509	128	5,542	117	80	58
General merchandise group	233	207,310	22,474	12,748	10,853	12,765	11,105	14,295	11,846	585,165	554,251	541,654	510,447	569,239	528,403	342	9,470	578	512	371
Department stores	33	155,250	16,002	9,527	8,464	9,511	8,573	10,583	9,232	471,279	452,223	418,832	400,372	438,157	414,768	...	...	...	...	...
Dry goods, general merchandise stores	117	36,656	4,027	1,757	1,425	1,899	1,581	2,035	1,587	71,841	67,519	78,385	73,710	81,706	75,623	111	3,900	185	140	102
Variety stores	83	15,404	2,445	1,464	964	1,355	951	1,677	1,027	42,045	34,509	44,437	36,365	49,376	38,002	231	5,570	393	372	269
Apparel group	322	54,873	6,801	2,785	2,435	2,797	2,513	3,014	2,667	122,785	117,840	135,844	130,372	142,516	142,773	564	17,176	1,261	737	572
Men's, boys' clothing, furnishings stores	101	18,596	2,315	690	628	702	648	777	646	43,679	41,751	49,282	47,855	59,755	57,366	11[illegible]	4,751	268	120	90
Family clothing stores	21	3,037	283	134	121	136	127	140	127	5,611	5,284	6,151	5,928	6,004	5,494	44	1,523	74	54	44
Women's ready-to-wear stores	115	23,823	3,003	1,485	1,344	1,448	1,342	1,592	1,460	53,785	52,061	55,852	54,035	59,909	58,230	165	4,983	327	244	181
Millinery stores	11	244	40	25	20	23	21	25	19	674	620	699	670	716	610	23	285	40	32	24
Other apparel accessory, specialty stores	7	664	93	52	25	47	28	50	28	1,783	1,375	1,766	1,432	1,827	1,477	7	113	8	[illegible]	[illegible]
Shoe stores	64	7,052	817	316	274	328	262	323	247	14,467	13,028	16,868	15,513	15,035	13,670	82	2,849	240	105	34
Custom tailors	2	(x)	(x)	(x)	(x)	(x)	(x)	(x)	(x)	(x)	(x)	(x)	(x)	(x)	(x)	38	(x)	(x)	(x)	(x)
Furriers, fur shops	6	946	174	42	49	55	51	63	58	2,268	2,134	3,633	3,364	4,680	4,380	15	483	52	28	[illegible]
All other apparel stores	5	(x)	(x)	(x)	(x)	(x)	(x)	(x)	(x)	(x)	(x)	(x)	(x)	(x)	(x)	72	(x)	(x)	(x)	(x)
Furniture, furnishings, appliance group	322	60,308	9,049	2,790	2,661	2,857	2,744	2,970	2,825	162,474	159,690	168,557	165,848	177,219	173,560	518	17,486	1,488	697	571
Furniture stores	158	35,749	4,539	1,326	1,256	1,370	1,309	1,431	1,353	78,112	76,847	82,084	80,777	86,767	84,465	162	6,004	357	164	138
Floor covering, drapery stores	18	2,666	515	154	154	157	156	160	159	9,941	9,441	9,752	9,719	10,344	10,326	49	1,308	231	96	85
Other home furnishing stores	12	3,343	1,045	361	355	365	358	377	366	21,392	21,298	20,943	20,805	22,846	22,565	64	1,080	110	72	[illegible]
Household appliance stores	127	18,024	2,894	931	880	947	905	980	928	51,963	50,605	54,712	53,544	55,957	54,440	186	7,875	708	315	262
Radio stores	7	526	56	18	16	18	16	22	19	1,066	1,073	1,066	1,007	1,313	1,214	57	1,219	82	50	27
Automotive group	647	266,350	26,057	7,500	7,281	7,998	7,715	8,061	7,782	487,599	480,163	54[illegible],008	532,302	546,806	538,615	382	16,671	1,011	482	41[illegible]
Motor vehicle (new and used) dealers	437	224,398	22,950	6,551	6,375	6,958	6,738	7,048	6,841	430,541	424,038	476,782	467,260	485,389	478,616	67	4,139	351	17[illegible]	15[illegible]
Motor vehicle (used) dealers	98	22,553	619	206	199	229	211	205	195	12,778	12,585	14,157	13,741	12,548	12,349	143	6,552	165	80	69
Tire, battery, accessory dealers	90	13,348	2,049	619	586	690	638	676	617	35,775	35,112	42,166	42,468	40,161	39,010	116	4,257	383	174	14[illegible]
All other automotive dealers	22	5,467	439	124	121	131	128	132	129	8,505	8,438	8,403	8,831	8,708	8,640	56	1,723	112	55	[illegible]
Gasoline service stations	281	26,969	3,336	1,060	997	1,213	1,140	1,143	1,055	58,482	56,858	64,666	62,600	66,055	63,818	2,130	63,372	2,395	1,96[illegible]	1,8[illegible]
Lumber, building, hardware group	551	123,653	14,505	4,215	3,929	4,491	4,221	4,409	4,154	256,348	249,399	284,830	278,045	277,857	271,357	676	27,490	2,096	952	[illegible]
Lumber yards, building materials dealers	280	60,507	7,182	1,961	1,800	2,102	1,954	2,081	1,965	122,169	118,320	139,279	134,830	137,218	134,233	129	[illegible]	499	[illegible]	[illegible]
Plumbing, paint, electrical stores	48	10,692	2,207	561	541	624	604	601	578	37,497	36,676	44,073	43,170	41,324	40,449	170	5,542	682	[illegible]	[illegible]
Hardware stores	109	21,311	2,178	792	716	822	754	816	734	39,955	38,511	42,427	41,050	42,482	40,905	318	13,066	756	[illegible]	[illegible]
Farm equipment dealers	114	31,143	2,938	901	872	943	909	911	877	56,727	55,882	60,051	58,986	56,833	55,770	59	2,885	159	[illegible]	[illegible]
Drug and proprietary stores	160	21,831	2,745	1,160	939	1,179	963	1,222	965	50,796	46,776	52,827	49,806	55,583	50,651	480	16,986	1,465	876	66
Drug stores	154	21,226	2,699	1,141	923	1,162	949	1,200	946	50,038	46,068	52,148	49,180	54,745	49,864	314	14,691	1,279	762	[illegible]
Proprietary stores	6	605	46	19	16	17	14	22	19	758	708	679	626	838	787	166	2,295	186	114	[illegible]
Liquor stores	157	39,261	1,201	373	372	379	378	374	373	22,955	22,950	23,645	23,640	23,230	23,225	13	232	21	28	18
Second-hand stores	19	2,011	266	124	110	136	110	140	106	5,164	4,914	5,717	5,040	5,377	4,734	280	3,8[illegible]	299	191	1[illegible]
Other retail stores	486	95,468	10,179	3,487	3,238	3,457	3,177	3,654	3,323	196,867	19[illegible]	195,076	187,555	201,632	194,285	1,206	34,681	[illegible]	1,649	1,314
Fuel, fuel oil dealers	84	19,281	2,546	818	778	744	689	855	800	50,644	49,677	43,715	42,339	52,890	51,389	118	[illegible]	644	318	[illegible]
Ice dealers	1	(x)	(x)	(x)	(x)	(x)	(x)	(x)	(x)	(x)	(x)	(x)	(x)	(x)	(x)	3	(x)	(x)	(x)	(x)
Feed, farm, garden supply stores	177	43,072	2,654	912	863	979	899	986	907	48,492	47,613	53,690	52,207	52,266	50,282	[illegible]	5,060	151	[illegible]	[illegible]
Jewelry stores	62	10,290	1,707	482	468	469	454	520	498	35,326	35,077	30,848	30,527	32,249	32,708	[illegible]	[illegible]	551	[illegible]	[illegible]
Book, stationery stores	28	10,529	1,629	628	579	600	573	650	591	31,838	30,956	32,656	32,117	32,778	31,812	[illegible]	[illegible]	156	84	[illegible]
Sporting goods stores, bicycle stores	17	1,643	106	39	38	40	37	39	37	[illegible]	1,884	2,052	[illegible]	2,076	[illegible]	[illegible]	[illegible]	219	101	[illegible]
Florists	23	1,684	391	149	122	144	122	141	113	7,701	7,277	7,500	7,206	[illegible]	[illegible]	[illegible]	[illegible]	[illegible]	216	[illegible]
Cigar stores and stands	15	703	118	48	41	43	41	50	43	2,262	2,101	2,293	2,101	2,248	2,176	[illegible]	[illegible]	99	[illegible]	[illegible]
News dealers, newsstands	6	(x)	(x)	(x)	(x)	(x)	(x)	(x)	(x)	(x)	(x)	(x)	(x)	(x)	(x)	[illegible]	(x)	(x)	(x)	(x)
Gift, novelty, souvenir stores	15	431	55	22	21	46	43	22	21	1,039	1,024	2,144	2,117	1,093	1,078	[illegible]	[illegible]	121	[illegible]	[illegible]
Music stores	13	2,862	298	100	95	100	94	105	100	5,388	5,321	5,346	5,254	5,622	[illegible]	[illegible]	[illegible]	142	75	[illegible]
All other retail stores	39	4,150	544	208	188	203	178	205	182	10,221	9,350	10,328	9,402	10,020	9,144	[illegible]	[illegible]	754	[illegible]	[illegible]

See footnotes at end of table.

Table 13D.—PAID EMPLOYEES AND WEEKLY PAY ROLL FOR SELECTED WORKWEEKS FOR LARGE STORES AND MULTIUNITS STATE, BY KIND OF BUSINESS 1948[1]—Continued

PENNSYLVANIA

STORES, SALES, ANNUAL PAY ROLL, AND PAID EMPLOYEES AND WEEKLY PAY ROLL

[See text for explanatory material]

Large stores and multiunits — stores, sales, pay roll, and paid employees, workweek ended nearest:

Kind of business	Stores (Number)	Sales, entire year (Thousand dollars)	Pay roll, entire year (Thousand dollars)	March 15 Total (Number)	March 15 Full workweek (Number)	July 15 Total (Number)	July 15 Full workweek (Number)	Nov. 15 Total (Number)	Nov. 15 Full workweek (Number)
State, total	[illegible]	[illegible]	[illegible]	[illegible]	284,349	3[illegible],761	286,552	[illegible]1,276	301,012
Food group	[illegible]	[illegible]	[illegible],438	56,441	45,884	55,804	4[illegible],362	[illegible],172	47,259
Grocery stores, without fresh meat	[illegible]	[illegible]	[illegible]	[illegible],541	1,498	,417	2,511	,346	2,426
Grocery stores, with fresh meat	[illegible]	[illegible]	66,960	31,445	24,809	30,485	24,917	31,849	25,294
Meat markets, fish markets	[illegible]	[illegible]	,681	1,714	1,[illegible]	1,685	1,[illegible]	1,742	1,257
Fruit stores, vegetable markets	[illegible]	15,1[illegible]	1,348	[illegible]	546	828	631	789	587
Candy, nut, confectionery stores	[illegible]	[illegible]	[illegible],498	2,455	2,031	[illegible],255	1,930	2,408	2,033
Dairy products stores, milk dealers	[illegible]	[illegible]	[illegible],018	12,312	11,570	12,374	12,165	17,609	11,842
Bakery products stores	[illegible]	[illegible]	[illegible],146	[illegible],320	1,442	[illegible],286	1,926	2,541	2,054
Egg, poultry dealers	[illegible]	11,157	698	370	266	375	274	376	279
All other food stores	[illegible]	20,[illegible]	[illegible]	1,498	1,379	1,499	1,377	1,514	1,387
Eating and drinking places	[illegible]	[illegible],524	50,103	[illegible]	[illegible],382	[illegible],880	27,130	[illegible],540	27,741
Eating places	[illegible]	164,802	[illegible]	26,655	22,969	28,896	24,355	25,471	24,092
Drinking places	[illegible]	[illegible]	[illegible]	[illegible]	[illegible]	[illegible]	,575	4,069	3,649
General stores	[illegible]	[illegible]	6,115	3,216	2,827	[illegible]	2,842	[illegible],187	2,747
General merchandise group	[illegible]	[illegible]	148,127	98,327	74,539	90,978	71,788	111,227	82,473
Department stores	[illegible]	1,[illegible]9,908	159,425	67,990	55,474	62,709	52,314	77,667	62,804
Dry goods, general merchandise stores	[illegible]	45,426	[illegible],941	5,326	4,187	5,463	4,159	5,892	4,378
Variety stores	[illegible]	[illegible],875	28,761	25,011	14,878	22,806	15,115	27,668	16,291
Apparel group	[illegible]	5[illegible],807	66,739	33,293	25,148	30,068	24,046	34,276	25,844
Men's, boys' clothing, furnishings stores	630	[illegible],502	14,862	5,615	4,604	5,143	4,415	5,968	4,553
Family clothing stores	[illegible]	51,5[illegible]	6,112	3,084	2,443	2,805	2,342	3,154	2,517
Women's ready-to-wear stores	[illegible]	[illegible],245	25,849	14,610	11,092	13,119	10,563	15,146	11,550
Millinery stores	[illegible]	4,[illegible]	834	6[illegible]	451	488	402	542	465
Other apparel accessory, specialty stores	[illegible]	19,74[illegible]	[illegible],097	1,413	807	1,286	782	1,[illegible]	856
Shoe stores	860	96,918	11,757	5,853	3,990	5,366	3,868	5,772	3,979
Custom tailors	71	3,525	1,043	350	339	320	294	315	704
Furriers, fur shops	[illegible]	16,781	[illegible],531	949	907	929	911	1,158	1,118
All other apparel stores	115	9,454	1,154	785	515	612	469	770	502
Furniture, furnishings, appliance group	[illegible]	382,251	59,082	21,725	20,818	22,311	21,411	22,738	21,723
Furniture stores	367	[illegible],843	30,921	10,773	10,293	10,908	10,441	11,181	10,668
Floor covering, drapery stores	1[illegible]	21,602	[illegible],582	1,735	1,189	1,281	1,232	1,342	1,280
Other home furnishing stores	44	22,607	7,254	2,045	3,031	3,334	3,324	3,310	3,294
Household appliance stores	758	101,47[illegible]	15,970	6,143	5,800	6,230	5,881	6,314	5,921
Radio stores	82	16,674	1,355	529	505	558	533	591	560
Automotive group	[illegible]	1,1[illegible],335	108,147	35,502	34,409	37,327	36,155	38,025	36,716
Motor vehicle (new and used) dealers	[illegible]	1,016,653	[illegible],724	31,563	30,808	33,124	32,312	33,798	32,935
Motor vehicle (used) dealers	389	102,00[illegible]	[illegible],271	1,181	1,098	1,279	1,199	1,298	1,201
Tire, battery, accessory dealers	[illegible]	53,2[illegible]	6,466	2,516	2,282	2,646	2,393	2,680	2,357
All other automotive dealers	43	2,383	686	242	221	278	251	249	223
Gasoline service stations	1,141	81,534	10,789	4,692	4,196	5,001	4,398	4,747	4,188
Lumber, building, hardware group	1,327	442,658	56,283	20,824	19,472	22,208	20,909	22,089	20,599
Lumber yards, building materials dealers	[illegible]71	238,563	29,949	10,508	10,002	11,334	10,810	11,143	10,525
Plumbing, paint, electrical stores	761	52,969	9,658	3,532	3,161	3,875	3,577	3,757	3,482
Hardware stores	425	100,[illegible]	12,539	5,046	4,673	5,215	4,834	5,419	4,917
Farm equipment dealers	266	50,937	4,137	1,738	1,636	1,784	1,688	1,770	1,675
Drug and proprietary stores	806	105,495	14,246	8,711	6,445	8,759	6,760	[illegible],003	6,622
Drug stores	648	94,274	13,042	7,904	5,885	7,919	6,144	8,101	6,010
Proprietary stores	158	11,721	1,204	[illegible]	560	840	616	902	612
Liquor stores	658	203,043	7,243	3,018	2,980	3,133	3,096	3,520	[illegible],486
Second-hand stores	97	5,372	1,034	440	418	437	423	416	399
Other retail stores	2,811	513,147	53,074	22,710	20,531	21,561	19,732	22,336	20,215
Fuel, fuel oil dealers	481	129,911	13,752	5,561	5,180	4,792	4,503	5,012	4,636
Ice dealers	28	2,135	845	248	231	328	298	248	233
Feed, farm, garden supply stores	764	200,224	11,596	5,365	4,883	4,793	4,515	4,966	4,666
Jewelry stores	339	50,844	8,484	3,016	2,845	3,066	2,911	3,328	3,129
Book, stationery stores	123	21,882	4,311	2,065	1,900	2,092	1,965	2,137	1,945
Sporting goods stores, bicycle stores	70	13,163	1,583	563	521	599	560	627	583
Florists	106	6,686	1,430	602	538	605	551	621	556
Cigar stores and stands	213	30,533	2,060	991	892	965	860	985	881
News dealers, newsstands	180	10,832	1,014	1,104	567	1,123	579	1,140	582
Gift, novelty, souvenir stores	68	1,999	288	217	160	188	128	213	147
Music stores	104	13,635	2,117	799	764	779	750	807	767
All other retail stores	335	31,303	5,594	2,179	2,050	2,231	2,112	2,252	2,090

Large stores and multiunits — pay roll, workweek ended nearest:

Kind of business	March 15 Total (Dollars)	March 15 Full workweek (Dollars)	July 15 Total (Dollars)	July 15 Full workweek (Dollars)	Nov. 15 Total (Dollars)	Nov. 15 Full workweek (Dollars)
State, total	13,50[illegible],055	1[illegible],742,178	14,1[illegible]6,426	13,415,816	14,[illegible]03,406	14,[illegible]
Food group	[illegible]	2,[illegible]1,818	2,487,357	2,[illegible]47,756	2,540,019	[illegible]342,263
Grocery stores, without fresh meat	116,624	122,514	157,869	142,866	153,431	134,617
Grocery stores, with fresh meat	1,207,040	1,105,244	1,249,565	1,155,331	1,281,110	1,179,304
Meat markets, fish markets	69,412	64,526	[illegible],289	64,342	71,981	66,483
Fruit stores, vegetable markets	24,478	22,298	24,721	27,254	30,176	27,840
Candy, nut, confectionery stores	67,514	62,245	62,226	58,339	65,561	61,214
Dairy products stores, milk dealers	702,[illegible]	742,850	747,008	735,845	756,967	746,978
Bakery products stores	76,889	71,112	77,387	71,862	84,044	76,465
Egg, poultry dealers	12,287	11,142	13,005	11,832	13,456	12,171
All other food stores	81,156	79,887	81,577	80,235	83,293	81,791
Eating and drinking places	915,238	858,651	1,010,774	936,898	1,100,711	929,398
Eating places	775,405	724,471	864,498	797,640	848,544	785,503
Drinking places	139,833	134,180	146,276	139,258	152,167	143,895
General stores	114,[illegible]43	108,024	125,352	116,042	123,423	112,335
General merchandise group	3,338,494	[illegible],028,051	3,391,049	[illegible],065,599	3,890,773	3,509,102
Department stores	2,673,592	[illegible],458,749	2,706,175	2,[illegible]	3,127,596	2,857,609
Dry goods, general merchandise stores	175,084	163,989	188,172	174,475	196,415	181,491
Variety stores	489,818	405,313	496,702	423,180	566,762	470,002
Apparel group	1,195,242	1,095,520	1,162,889	1,079,536	1,288,322	1,195,062
Men's, boys' clothing, furnishings stores	264,642	250,802	253,355	242,216	281,716	266,397
Family clothing stores	108,573	100,527	105,027	98,957	116,867	109,149
Women's ready-to-wear stores	463,318	416,639	444,590	406,546	503,842	454,266
Millinery stores	16,817	15,162	14,784	13,883	17,543	16,154
Other apparel accessory, specialty stores	37,884	31,366	36,966	31,046	39,435	33,506
Shoe stores	212,563	193,156	215,233	196,869	212,878	193,444
Custom tailors	19,291	19,006	17,921	17,222	19,141	18,853
Furriers, fur shops	51,184	50,651	55,963	55,600	75,411	74,832
All other apparel stores	20,970	18,211	19,050	17,197	20,989	17,462
Furniture, furnishings, appliance group	1,[illegible]81	1,031,603	1,132,781	1,111,453	1,128,797	1,107,021
Furniture stores	538,[illegible]	527,856	565,087	553,381	576,924	564,883
Floor covering, drapery stores	64,033	62,768	67,211	65,704	71,949	70,268
Other home furnishing stores	133,736	133,505	139,636	139,470	146,487	146,204
Household appliance stores	286,781	280,298	332,665	325,152	303,764	296,630
Radio stores	27,638	27,176	28,182	27,746	29,673	29,036
Automotive group	1,902,299	1,877,360	2,075,771	2,047,239	2,121,219	2,090,422
Motor vehicle (new and used) dealers	1,716,693	1,698,451	1,867,241	1,846,612	1,919,033	1,896,435
Motor vehicle (used) dealers	59,330	57,680	66,964	65,264	66,657	64,541
Tire, battery, accessory dealers	114,373	109,659	128,309	122,610	123,341	117,647
All other automotive dealers	11,903	11,570	13,257	12,753	12,188	11,799
Gasoline service stations	206,814	198,264	228,049	214,825	213,938	202,916
Lumber, building, hardware group	987,839	959,554	1,124,185	1,092,938	1,120,315	1,085,264
Lumber yards, building materials dealers	536,173	521,784	603,717	587,803	589,830	569,976
Plumbing, paint, electrical stores	164,217	158,651	199,040	193,112	199,495	194,367
Hardware stores	210,361	203,991	[illegible]	232,248	245,170	236,691
Farm equipment dealers	77,088	75,128	81,688	79,775	85,820	84,230
Drug and proprietary stores	266,415	239,742	287,813	261,916	279,057	250,724
Drug stores	245,086	220,876	264,524	241,157	254,290	228,923
Proprietary stores	21,329	18,866	23,289	20,759	24,767	21,801
Liquor stores	123,350	122,745	128,441	127,834	158,221	157,669
Second-hand stores	23,641	23,303	27,657	27,443	24,870	24,551
Other retail stores	1,001,410	967,543	1,014,308	986,137	1,013,741	979,756
Fuel, fuel oil dealers	281,295	271,206	275,299	267,556	255,746	245,142
Ice dealers	11,992	11,565	17,833	17,243	13,781	13,456
Feed, farm, garden supply stores	227,089	218,825	218,542	213,159	224,590	218,951
Jewelry stores	152,027	148,544	157,711	154,608	167,174	163,178
Book, stationery stores	81,234	78,446	83,061	80,706	86,383	83,169
Sporting goods stores, bicycle stores	25,389	24,740	29,208	28,507	29,125	28,440
Florists	26,006	25,120	26,205	25,336	27,319	26,273
Cigar stores and stands	35,827	34,635	39,268	37,838	37,806	36,503
News dealers, newsstands	19,072	16,508	19,770	17,005	19,152	16,193
Gift, novelty, souvenir stores	5,167	4,448	5,436	4,701	6,565	5,685
Music stores	36,243	35,801	36,926	36,559	40,074	39,565
All other retail stores	100,069	97,705	105,049	102,919	106,026	103,201

Small single unit stores:

Kind of business	Stores (Number)	Sales, entire year (Thousand dollars)	Pay roll, entire year (Thousand dollars)	Paid employees, workweek ended nearest Nov. 15, Total (Number)	Paid employees, workweek ended nearest Nov. 15, Full workweek (Number)
State, total	[illegible]	[illegible]	[illegible]	[illegible]	[illegible]
Food group	35,[illegible]	[illegible]	[illegible]	[illegible]	[illegible]
Grocery stores, without fresh meat	10,[illegible]	[illegible]	[illegible]	[illegible]	[illegible]
Grocery stores, with fresh meat	12,340	[illegible]	[illegible]	[illegible]	[illegible]
Meat markets, fish markets	[illegible]	[illegible]	[illegible]	[illegible]	[illegible]
Fruit stores, vegetable markets	1,956	[illegible],58[illegible]	[illegible]	[illegible]	[illegible]
Candy, nut, confectionery stores	4,8[illegible]	[illegible]1,2[illegible]8	[illegible]	[illegible]	[illegible]
Dairy products stores, milk dealers	814	[illegible],304	[illegible]	[illegible]	[illegible]
Bakery products stores	1,493	[illegible],243	[illegible]	[illegible]	[illegible]
Egg, poultry dealers	775	1[illegible],4[illegible]	[illegible]	[illegible]	[illegible]
All other food stores	556	14,231	[illegible]	[illegible]	[illegible]
Eating and drinking places	23,585	538,102	65,[illegible]	[illegible]	[illegible]
Eating places	[illegible],721	195,450	[illegible]	[illegible]	[illegible]
Drinking places	13,864	342,65[illegible]	[illegible]	[illegible]	[illegible]
General stores	800	26,140	612	[illegible]	[illegible]
General merchandise group	1,578	38,476	[illegible]	[illegible],83	[illegible]
Department stores	...	...	...	...	...
Dry goods, general merchandise stores	1,105	[illegible]5,720	1,3[illegible]	[illegible],121	[illegible]
Variety stores	[illegible]73	12,756	892	[illegible],262	[illegible]
Apparel group	6,871	1[illegible],387	1[illegible],581	4,581	[illegible]
Men's, boys' clothing, furnishings stores	1,479	54,085	2,364	1,862	[illegible]
Family clothing stores	455	14,154	702	631	[illegible]
Women's ready-to-wear stores	1,737	53,972	[illegible]	[illegible],34	[illegible]
Millinery stores	402	5,309	474	440	[illegible]
Other apparel accessory, specialty stores	686	12,288	[illegible]28	54[illegible]	[illegible]
Shoe stores	329	24,6[illegible]	1,884	1,7[illegible]	[illegible]
Custom tailors	4[illegible]	[illegible],217	1,3[illegible]	[illegible]	[illegible]
Furriers, fur shops	167	5,319	608	318	[illegible]
All other apparel stores	589	13,277	659	451	[illegible]
Furniture, furnishings, appliance group	4,058	125,745	10,639	6,5[illegible]	5,[illegible]75
Furniture stores	952	38,963	[illegible],173	1,397	1,581
Floor covering, drapery stores	412	12,930	1,576	942	788
Other home furnishing stores	842	13,632	1,478	901	680
Household appliance stores	1,477	50,391	3,708	[illegible]	1,887
Radio stores	375	9,829	704	435	339
Automotive group	1,947	80,359	6,144	3,743	3,268
Motor vehicle (new and used) dealers	600	35,675	[illegible]	1,884	1,684
Motor vehicle (used) dealers	425	16,488	675	4[illegible]	371
Tire, battery, accessory dealers	736	[illegible],245	2,231	1,267	1,341
All other automotive dealers	186	4,951	241	160	122
Gasoline service stations	11,076	[illegible],042	15,911	11,696	[illegible]
Lumber, building, hardware group	3,542	120,160	11,166	6,761	5,528
Lumber yards, building materials dealers	443	21,472	2,956	1,730	1,438
Plumbing, paint, electrical stores	1,175	32,172	[illegible],853	2,294	1,891
Hardware stores	1,590	50,934	3,442	2,162	1,710
Farm equipment dealers	334	15,582	915	575	489
Drug and proprietary stores	3,455	126,477	9,708	9,096	5,327
Drug stores	2,796	107,097	8,483	7,844	4,611
Proprietary stores	659	19,380	1,225	1,252	716
Liquor stores	625	24,090	1,026	676	510
Second-hand stores	802	10,403	1,169	752	565
Other retail stores	4,983	226,747	17,919	12,843	9,195
Fuel, fuel oil dealers	1,176	37,876	3,143	1,308	1,511
Ice dealers	196	2,327	412	272	202
Feed, farm, garden supply stores	536	23,640	868	603	446
Jewelry stores	1,261	33,727	3,265	1,849	1,577
Book, stationery stores	361	8,603	741	618	466
Sporting goods stores, bicycle stores	469	10,297	450	384	256
Florists	1,063	21,778	2,462	1,912	1,282
Cigar stores and stands	1,496	20,810	673	614	410
News dealers, newsstands	493	12,487	662	1,190	520
Gift, novelty, souvenir stores	951	11,102	692	772	449
Music stores	412	9,042	543	435	310
All other retail stores	1,569	35,058	4,008	2,286	1,772

See footnotes at end of table.

Table 13D.—PAID EMPLOYEES AND WEEKLY PAY ROLL FOR SELECTED WORKWEEKS FOR LARGE STORES AND MULTIUNITS—STATE, BY KIND OF BUSINESS: 1948[1]—Continued

RHODE ISLAND

STORES, SALES, ANNUAL PAY ROLL, AND PAID EMPLOYEES AND WEEKLY PAY ROLL

[See text for explanatory material]

Kind of business	Large stores and multiunits														Small single-unit stores				
				Paid employees, workweek ended nearest—						Pay roll, workweek ended nearest—									
				March 15		July 15		Nov. 15		March 15		July 15		Nov. 15					
	Stores	Sales, entire year	Pay roll, entire year	Total	Full workweek	Total	Full workweek	Total	Full workweek	Total	Full workweek	Total	Full workweek	Total	Full workweek	Stores	Sales, entire year	Pay roll, entire year	Paid employees, workweek ended nearest Nov. 15
	(Number)	(Thousand dollars)	(Thousand dollars)	(Number)	(Number)	(Number)	(Number)	(Number)	(Number)	(Dollars)	(Dollars)	(Dollars)	(Dollars)	(Dollars)	(Dollars)	(Number)	(Thousand dollars)	(Thousand dollars)	Total (Number)	Full workweek (Number)
State, total	1,936	501,770	57,464	26,922	22,011	26,297	22,280	28,285	23,158	1,043,921	975,133	1,081,503	1,018,356	1,151,322	1,079,707	8,435	214,294	25,234	11,163	[illegible]
Food group	507	128,893	10,601	5,213	3,760	4,969	3,751	5,121	3,733	198,358	178,078	198,693	179,403	208,268	188,621	2,540	65,159	3,535	1,858	1,292
Grocery stores, without fresh meat	119	11,746	766	452	241	414	244	421	227	14,697	12,006	14,398	12,153	13,876	11,382	703	10,151	157	130	79
Grocery stores, with fresh meat	255	84,602	5,498	2,980	2,089	2,758	2,045	2,929	2,097	103,805	91,903	102,940	91,550	111,818	100,365	1,122	39,485	1,089	812	557
Meat markets, fish markets	20	3,985	252	132	109	122	100	131	108	4,582	4,287	4,679	4,388	4,908	4,603	110	3,355	134	83	66
Fruit stores, vegetable markets	6	(x)	(x)	(x)	(x)	(x)	(x)	(x)	(x)	(x)	(x)	(x)	(x)	(x)	(x)	86	(x)	(x)	(x)	(x)
Candy, nut, confectionery stores	40	3,283	472	357	147	327	144	348	147	9,445	5,726	8,276	5,278	8,804	5,499	214	3,098	173	178	99
Dairy products stores, milk dealers	42	21,765	2,956	993	928	1,024	954	1,009	927	53,275	52,377	[illegible]	54,029	56,245	55,024	[illegible]	1,541	155	77	67
Bakery products stores	17	1,327	336	145	120	148	124	148	123	6,328	5,871	6,744	6,268	6,634	6,178	189	4,426	740	466	366
Egg, poultry dealers	2	(x)	(x)	(x)	(x)	(x)	(x)	(x)	(x)	(x)	(x)	(x)	(x)	(x)	(x)	42	(x)	(x)	(x)	(x)
All other food stores	6	855	154	74	58	82	59	74	55	3,535	3,378	3,071	2,677	2,877	2,621	36	1,090	42	43	30
Eating and drinking places	177	19,517	4,771	2,652	2,285	2,912	2,504	2,848	2,501	85,839	80,611	92,380	86,776	92,906	88,170	1,890	39,572	5,713	4,432	3,211
Eating places	147	17,102	4,169	2,317	1,985	2,565	2,179	2,518	2,193	74,807	70,049	80,133	74,830	81,508	77,001	949	18,787	7,671	2,210	1,647
Drinking places	30	2,415	602	335	300	347	325	330	308	11,032	10,562	12,247	11,946	11,398	11,169	941	20,785	3,042	2,222	1,564
General stores	...	...	...	...	...	...	...	...	...	...	...	...	...	...	...	10	231	19	18	11
General merchandise group	82	68,958	9,303	6,355	5,040	6,162	5,148	6,997	5,552	194,707	180,498	204,699	192,220	242,779	228,053	204	4,058	202	183	105
Department stores	12	50,331	6,533	4,308	3,849	4,252	3,900	4,749	4,265	148,071	142,591	153,674	149,559	191,310	185,291	...	...	...	...	...
Dry goods, general merchandise stores	28	4,464	579	281	248	293	256	308	259	10,084	9,654	10,770	10,283	11,295	10,633	143	2,607	134	113	74
Variety stores	42	14,163	2,191	1,766	943	1,637	992	1,940	1,028	26,552	28,253	40,255	32,378	40,174	32,129	61	1,451	68	70	31
Apparel group	263	54,866	6,893	3,606	2,703	3,034	2,406	3,714	2,734	123,229	114,002	116,627	109,147	133,055	122,563	556	14,617	1,181	747	588
Men's, boys' clothing, furnishings stores	50	8,315	1,156	507	438	386	324	457	397	23,241	22,256	19,494	18,548	22,226	21,370	111	3,694	244	135	109
Family clothing stores	22	8,008	978	429	334	396	334	458	353	14,901	13,911	15,079	14,258	16,006	14,844	47	1,679	123	84	68
Women's ready-to-wear stores	79	25,604	3,204	1,895	1,391	1,598	1,244	2,009	1,435	58,086	53,234	55,795	51,903	65,419	59,561	113	2,846	209	167	135
Millinery stores	7	158	28	21	17	12	11	18	14	575	524	353	337	503	448	42	316	32	69	47
Other apparel accessory, specialty stores	29	(x)	(x)	(x)	(x)	(x)	(x)	(x)	(x)	(x)	(x)	(x)	(x)	(x)	(x)	54	(x)	(x)	(x)	(x)
Shoe stores	61	8,897	1,040	504	345	416	312	484	331	18,494	17,038	18,076	16,861	18,965	17,233	86	2,398	173	105	78
Custom tailors	...	...	...	...	...	...	...	...	...	...	...	...	...	...	...	37	395	97	50	42
Furriers, fur shops	3	(x)	(x)	(x)	(x)	(x)	(x)	(x)	(x)	(x)	(x)	(x)	(x)	(x)	(x)	12	(x)	(x)	(x)	(x)
All other apparel stores	12	1,614	188	118	71	100	78	153	92	3,108	2,402	2,646	2,364	3,583	2,762	54	1,301	52	48	32
Furniture, furnishings, appliance group	140	27,558	5,154	1,637	1,602	1,716	1,686	1,811	1,760	91,591	91,016	103,268	102,692	102,730	101,397	349	10,547	995	575	474
Furniture stores	88	16,031	2,611	841	820	858	841	963	925	46,697	46,332	49,353	48,990	53,565	52,440	129	4,918	444	243	196
Floor covering, drapery stores	7	1,608	255	76	71	77	73	89	85	3,495	3,928	4,291	4,232	5,049	4,991	38	1,083	108	61	49
Other home furnishing stores	6	1,314	521	166	165	188	188	197	197	8,962	8,946	10,[illegible]	10,916	10,515	10,515	75	1,237	124	69	64
Household appliance stores	35	8,084	1,725	535	528	572	565	543	535	31,220	31,094	37,901	37,764	32,895	32,752	57	2,261	230	136	117
Radio stores	4	521	42	19	18	21	19	19	18	[illegible]	[illegible]	[illegible]	[illegible]	[illegible]	[illegible]	50	1,048	89	66	50
Automotive group	261	94,342	8,493	2,523	2,389	2,662	2,514	2,708	2,536	136,559	131,249	148,567	142,994	147,347	141,173	129	4,169	243	123	116
Motor vehicle (new and used) dealers	176	76,587	7,374	2,155	2,054	2,261	2,150	2,313	2,185	116,989	112,298	127,110	122,345	126,963	121,633	11	620	44	20	20
Motor vehicle (used) dealers	47	11,872	398	114	112	125	121	110	108	7,498	7,418	8,205	8,079	6,896	6,816	65	2,599	111	57	54
Tire, battery, accessory dealers	32	5,229	681	242	212	262	230	273	232	11,609	11,095	12,750	12,073	12,994	12,235	31	646	68	29	23
All other automotive dealers	6	704	40	12	11	14	13	12	11	443	438	502	497	494	489	22	304	20	7	[illegible]
Gasoline service stations	52	3,915	473	211	185	211	187	208	183	9,301	8,897	9,983	9,519	9,253	8,894	1,013	26,731	1,476	900	714
Lumber, building, hardware group	89	34,323	4,246	1,407	1,293	1,485	1,403	1,587	1,427	63,621	61,030	73,273	71,[illegible]	74,992	71,997	225	6,765	626	340	276
Lumber yards, building materials dealers	49	21,368	2,391	737	717	788	772	816	767	35,658	34,487	41,971	41,344	42,392	40,754	23	937	76	38	31
Plumbing, paint, electrical stores	12	(x)	(x)	(x)	(x)	(x)	(x)	(x)	(x)	(x)	(x)	(x)	(x)	(x)	(x)	73	(x)	(x)	(x)	[illegible]
Hardware stores	24	10,638	1,536	564	473	588	532	664	558	22,745	21,371	26,261	25,231	27,244	26,015	127	3,880	300	171	139
Farm equipment dealers	4	(x)	(x)	(x)	(x)	(x)	(x)	(x)	(x)	(x)	(x)	(x)	(x)	(x)	(x)	2	(x)	(x)	(x)	(x)
Drug and proprietary stores	78	12,959	1,602	912	553	886	606	915	573	29,120	22,755	30,898	25,036	30,294	23,869	287	14,620	1,047	772	47
Drug stores	74	12,670	1,585	900	542	875	596	904	563	28,788	22,434	30,588	24,743	29,977	23,565	208	9,462	784	588	30
Proprietary stores	4	289	17	12	11	11	10	11	10	332	321	310	293	317	304	79	5,158	261	184	117
Liquor stores	34	5,185	221	81	73	83	74	83	75	4,062	3,992	3,967	3,920	4,005	3,901	229	3,211	145	204	15
Second-hand stores	5	471	123	66	66	75	75	51	51	2,192	2,192	2,484	2,484	1,816	1,816	87	920	101	61	4
Other retail stores	248	50,733	5,584	2,259	2,062	2,102	1,926	2,[illegible]	2,033	105,342	100,813	96,664	92,649	103,877	99,253	916	13,[illegible]	1,[illegible]	455	688
Fuel, fuel oil dealers	82	28,995	3,066	1,188	1,129	1,021	980	1,096	1,052	59,444	58,058	49,063	48,035	54,608	53,410	149	5,043	316	206	148
Ice dealers	2	(x)	(x)	(x)	(x)	(x)	(x)	(x)	(x)	(x)	(x)	(x)	(x)	(x)	(x)	32	(x)	(x)	(x)	(x)
Feed, farm, garden supply stores	34	7,727	386	156	148	160	145	154	142	6,858	6,681	7,245	6,910	6,892	6,706	18	954	45	26	17
Jewelry stores	21	4,554	832	306	295	335	324	346	335	14,440	14,696	16,686	16,449	18,296	17,999	67	1,718	166	91	74
Book, stationery stores	11	1,602	202	151	132	142	128	163	138	5,946	5,539	6,144	5,771	5,942	5,414	24	568	58	55	[illegible]
Sporting goods stores, bicycle stores	5	572	14	6	6	6	6	7	7	258	258	270	270	295	295	41	744	48	29	[illegible]
Florists	9	607	133	64	59	59	54	60	55	2,527	2,460	2,470	2,401	2,480	2,414	98	1,629	172	112	91
Cigar stores and stands	26	2,377	145	71	58	76	64	77	61	2,525	2,382	3,051	2,928	2,705	2,510	121	1,355	94	34	2
News dealers, newsstands	11	696	85	48	22	54	23	58	22	1,359	820	1,540	851	1,646	820	93	[illegible]721	98	49	[illegible]
Gift, novelty, souvenir stores	10	(x)	(x)	(x)	(x)	(x)	(x)	(x)	(x)	(x)	(x)	(x)	(x)	(x)	(x)	104	(x)	(x)	(x)	(x)
Music stores	9	742	144	57	53	57	51	65	57	2,468	2,418	2,415	2,332	2,816	2,688	27	359	32	14	14
All other retail stores	28	2,655	367	171	134	145	119	158	119	6,936	6,445	5,590	4,951	5,750	5,377	142	2,643	265	148	15

See footnotes at end of table.

Table 13D.—PAID EMPLOYEES AND WEEKLY PAY ROLL FOR SELECTED WORKWEEKS FOR LARGE STORES AND MULTIUNITS, STATE, BY KIND OF BUSINESS 1948[3]—Continued

SOUTH CAROLINA

STORES, SALES, ANNUAL PAY ROLL, AND PAID EMPLOYEES AND WEEKLY PAY ROLL

[See text for explanatory material]

Kind of business	Large stores and multiunits														Small single unit stores				
				Paid employees, workweek ended nearest—						Pay roll, workweek ended nearest—									
				March 15		July 15		Nov. 15		March 15		July 15		Nov. 15					
	Stores	Sales, entire year	Pay roll, entire year	Total	Full workweek	Total	Full workweek	Total	Full workweek	Total	Full workweek	Total	Full workweek	Total	Full workweek	Stores	Sales, entire year	Pay roll, entire year	Paid employees workweek ended nearest Nov. 15
	(Number)	(Thousand dollars)	(Thousand dollars)	(Number)	(Number)	(Number)	(Number)	(Number)	(Number)	(Dollars)	(Dollars)	(Dollars)	(Dollars)	(Dollars)	(Dollars)	(Number)	(Thousand dollars)	(Thousand dollars)	Total (Number)	Full workweek (Number)
State, total	[illegible]	[illegible]	[illegible]	[illegible]	[illegible]	[illegible]	[illegible]	42,810	[illegible]	[illegible]	[illegible]	[illegible]	[illegible]	[illegible]	[illegible]	[illegible]	[illegible]	[illegible]	[illegible]	[illegible]
Food group	76	[illegible]	[illegible]	[illegible]	[illegible]	[illegible]	[illegible]	[illegible]	[illegible]	[illegible]	[illegible]	[illegible]	[illegible]	[illegible]	[illegible]	[illegible]	[illegible]	[illegible]	[illegible]	[illegible]
Grocery stores, without fresh meat	[illegible]	[illegible]	[illegible]	[illegible]	[illegible]	[illegible]	[illegible]	[illegible]	[illegible]	[illegible]	[illegible]	[illegible]	[illegible]	[illegible]	[illegible]	[illegible]	[illegible]	[illegible]	[illegible]	[illegible]
Grocery stores, with fresh meat	[illegible]	[illegible]	[illegible]	[illegible]	[illegible]	[illegible]	[illegible]	[illegible]	[illegible]	[illegible]	[illegible]	[illegible]	[illegible]	[illegible]	[illegible]	[illegible]	[illegible]	[illegible]	[illegible]	[illegible]
Meat markets, fish markets	[illegible]	[illegible]	[illegible]	[illegible]	[illegible]	[illegible]	[illegible]	[illegible]	[illegible]	[illegible]	[illegible]	[illegible]	[illegible]	[illegible]	[illegible]	[illegible]	[illegible]	[illegible]	[illegible]	[illegible]
Fruit stores, vegetable markets	1	(x)	(x)	(x)	(x)	(x)	(x)	(x)	(x)	(x)	(x)	(x)	(x)	(x)	(x)	[illegible]	[illegible]	[illegible]	[illegible]	[illegible]
Candy, nut, confectionery stores	[illegible]	[illegible]	[illegible]	[illegible]	[illegible]	[illegible]	[illegible]	[illegible]	[illegible]	1,158	1,132	1,220	1,176	1,178	1,152	[illegible]	[illegible]	[illegible]	[illegible]	[illegible]
Dairy products stores, milk dealers	[illegible]	[illegible]	[illegible]	[illegible]	[illegible]	[illegible]	[illegible]	[illegible]	[illegible]	[illegible]	[illegible]	[illegible]	[illegible]	[illegible]	[illegible]	[illegible]	[illegible]	[illegible]	[illegible]	[illegible]
Bakery products stores	[illegible]	(x)	(x)	(x)	(x)	(x)	(x)	(x)	(x)	(x)	(x)	(x)	(x)	(x)	(x)	[illegible]	[illegible]	[illegible]	[illegible]	[illegible]
Egg, poultry dealers	[illegible]	[illegible]	[illegible]	[illegible]	[illegible]	[illegible]	[illegible]	[illegible]	[illegible]	[illegible]	[illegible]	[illegible]	[illegible]	[illegible]	[illegible]	[illegible]	[illegible]	[illegible]	[illegible]	[illegible]
All other food stores	[illegible]	(x)	(x)	(x)	(x)	(x)	(x)	(x)	(x)	(x)	(x)	(x)	(x)	(x)	(x)	[illegible]	(x)	(x)	(x)	(x)
Eating and drinking places	[illegible]	[illegible]	[illegible]	[illegible]	[illegible]	[illegible]	[illegible]	[illegible]	[illegible]	[illegible]	[illegible]	[illegible]	[illegible]	[illegible]	[illegible]	[illegible]	[illegible]	[illegible]	[illegible]	[illegible]
Eating places	[illegible]	[illegible]	[illegible]	[illegible]	[illegible]	[illegible]	[illegible]	[illegible]	[illegible]	[illegible]	[illegible]	[illegible]	[illegible]	[illegible]	[illegible]	[illegible]	[illegible]	[illegible]	[illegible]	[illegible]
Drinking places	[illegible]	[illegible]	[illegible]	[illegible]	[illegible]	[illegible]	[illegible]	[illegible]	[illegible]	[illegible]	[illegible]	[illegible]	[illegible]	[illegible]	[illegible]	[illegible]	[illegible]	[illegible]	[illegible]	[illegible]
General stores	[illegible]	[illegible]	[illegible]	[illegible]	[illegible]	[illegible]	[illegible]	[illegible]	[illegible]	[illegible]	[illegible]	[illegible]	[illegible]	[illegible]	[illegible]	[illegible]	[illegible]	[illegible]	[illegible]	[illegible]
General merchandise group	[illegible]	[illegible]	[illegible]	[illegible]	[illegible]	[illegible]	[illegible]	[illegible]	[illegible]	[illegible]	[illegible]	[illegible]	[illegible]	[illegible]	[illegible]	[illegible]	[illegible]	[illegible]	[illegible]	[illegible]
Department stores	[illegible]	[illegible]	[illegible]	[illegible]	[illegible]	[illegible]	[illegible]	[illegible]	[illegible]	[illegible]	[illegible]	[illegible]	[illegible]	[illegible]	[illegible]	[illegible]	[illegible]	[illegible]	[illegible]	[illegible]
Dry goods, general merchandise stores	[illegible]	[illegible]	[illegible]	[illegible]	[illegible]	[illegible]	[illegible]	[illegible]	[illegible]	[illegible]	[illegible]	[illegible]	[illegible]	[illegible]	[illegible]	[illegible]	[illegible]	[illegible]	[illegible]	[illegible]
Variety stores	[illegible]	[illegible]	[illegible]	[illegible]	[illegible]	[illegible]	[illegible]	[illegible]	[illegible]	[illegible]	[illegible]	[illegible]	[illegible]	[illegible]	[illegible]	[illegible]	[illegible]	[illegible]	[illegible]	[illegible]
Apparel group	[illegible]	[illegible]	[illegible]	[illegible]	[illegible]	[illegible]	[illegible]	[illegible]	[illegible]	[illegible]	[illegible]	[illegible]	[illegible]	[illegible]	[illegible]	[illegible]	[illegible]	[illegible]	[illegible]	[illegible]
Men's, boys' clothing, furnishings stores	[illegible]	[illegible]	[illegible]	[illegible]	[illegible]	[illegible]	[illegible]	[illegible]	[illegible]	[illegible]	[illegible]	[illegible]	[illegible]	[illegible]	[illegible]	[illegible]	[illegible]	[illegible]	[illegible]	[illegible]
Family clothing stores	[illegible]	[illegible]	[illegible]	[illegible]	[illegible]	[illegible]	[illegible]	[illegible]	[illegible]	[illegible]	[illegible]	[illegible]	[illegible]	[illegible]	[illegible]	[illegible]	[illegible]	[illegible]	[illegible]	[illegible]
Women's ready-to-wear stores	[illegible]	[illegible]	[illegible]	[illegible]	[illegible]	[illegible]	[illegible]	[illegible]	[illegible]	[illegible]	[illegible]	[illegible]	[illegible]	[illegible]	[illegible]	[illegible]	[illegible]	[illegible]	[illegible]	[illegible]
Millinery stores	[illegible]	[illegible]	[illegible]	[illegible]	[illegible]	[illegible]	[illegible]	[illegible]	[illegible]	[illegible]	[illegible]	[illegible]	[illegible]	[illegible]	[illegible]	[illegible]	[illegible]	[illegible]	[illegible]	[illegible]
Other apparel accessory, specialty stores	[illegible]	[illegible]	[illegible]	[illegible]	[illegible]	[illegible]	[illegible]	[illegible]	[illegible]	[illegible]	[illegible]	[illegible]	[illegible]	[illegible]	[illegible]	[illegible]	[illegible]	[illegible]	[illegible]	[illegible]
Shoe stores	[illegible]	[illegible]	[illegible]	[illegible]	[illegible]	[illegible]	[illegible]	[illegible]	[illegible]	[illegible]	[illegible]	[illegible]	[illegible]	[illegible]	[illegible]	[illegible]	[illegible]	[illegible]	[illegible]	[illegible]
Custom tailors	[illegible]	(x)	(x)	(x)	(x)	(x)	(x)	(x)	(x)	(x)	(x)	(x)	(x)	(x)	(x)	[illegible]	(x)	(x)	(x)	(x)
Furriers, fur shops	[illegible]	[illegible]	[illegible]	[illegible]	[illegible]	[illegible]	[illegible]	[illegible]	[illegible]	[illegible]	[illegible]	[illegible]	[illegible]	[illegible]	[illegible]	[illegible]	[illegible]	[illegible]	[illegible]	[illegible]
All other apparel stores	[illegible]	(x)	(x)	(x)	(x)	(x)	(x)	(x)	(x)	(x)	(x)	(x)	(x)	(x)	(x)	[illegible]	(x)	(x)	(x)	(x)
Furniture, furnishings, appliance group	[illegible]	[illegible]	[illegible]	[illegible]	[illegible]	[illegible]	[illegible]	[illegible]	[illegible]	[illegible]	[illegible]	[illegible]	[illegible]	[illegible]	[illegible]	[illegible]	[illegible]	[illegible]	[illegible]	[illegible]
Furniture stores	[illegible]	[illegible]	[illegible]	[illegible]	[illegible]	[illegible]	[illegible]	[illegible]	[illegible]	[illegible]	[illegible]	[illegible]	[illegible]	[illegible]	[illegible]	[illegible]	[illegible]	[illegible]	[illegible]	[illegible]
Floor covering, drapery stores	[illegible]	[illegible]	[illegible]	[illegible]	[illegible]	[illegible]	[illegible]	[illegible]	[illegible]	[illegible]	[illegible]	[illegible]	[illegible]	[illegible]	[illegible]	[illegible]	[illegible]	[illegible]	[illegible]	[illegible]
Other home furnishing stores	[illegible]	[illegible]	[illegible]	[illegible]	[illegible]	[illegible]	[illegible]	[illegible]	[illegible]	[illegible]	[illegible]	[illegible]	[illegible]	[illegible]	[illegible]	[illegible]	[illegible]	[illegible]	[illegible]	[illegible]
Household appliance stores	[illegible]	(x)	(x)	(x)	(x)	(x)	(x)	(x)	(x)	(x)	(x)	(x)	(x)	(x)	(x)	[illegible]	(x)	(x)	(x)	(x)
Radio stores	[illegible]	(x)	(x)	(x)	(x)	(x)	(x)	(x)	(x)	(x)	(x)	(x)	(x)	(x)	(x)	[illegible]	(x)	(x)	(x)	(x)
Automotive group	[illegible]	[illegible]	[illegible]	[illegible]	[illegible]	[illegible]	[illegible]	[illegible]	[illegible]	[illegible]	[illegible]	[illegible]	[illegible]	[illegible]	[illegible]	[illegible]	[illegible]	[illegible]	[illegible]	[illegible]
Motor vehicle (new and used) dealers	[illegible]	[illegible]	[illegible]	[illegible]	[illegible]	[illegible]	[illegible]	[illegible]	[illegible]	[illegible]	[illegible]	[illegible]	[illegible]	[illegible]	[illegible]	[illegible]	[illegible]	[illegible]	[illegible]	[illegible]
Motor vehicle (used) dealers	[illegible]	[illegible]	[illegible]	[illegible]	[illegible]	[illegible]	[illegible]	[illegible]	[illegible]	[illegible]	[illegible]	[illegible]	[illegible]	[illegible]	[illegible]	[illegible]	[illegible]	[illegible]	[illegible]	[illegible]
Tire, battery, accessory dealers	[illegible]	[illegible]	[illegible]	[illegible]	[illegible]	[illegible]	[illegible]	[illegible]	[illegible]	[illegible]	[illegible]	[illegible]	[illegible]	[illegible]	[illegible]	[illegible]	[illegible]	[illegible]	[illegible]	[illegible]
All other automotive dealers	[illegible]	[illegible]	[illegible]	[illegible]	[illegible]	[illegible]	[illegible]	[illegible]	[illegible]	[illegible]	[illegible]	[illegible]	[illegible]	[illegible]	[illegible]	[illegible]	[illegible]	[illegible]	[illegible]	[illegible]
Gasoline service stations	[illegible]	[illegible]	[illegible]	[illegible]	[illegible]	[illegible]	[illegible]	[illegible]	[illegible]	[illegible]	[illegible]	[illegible]	[illegible]	[illegible]	[illegible]	[illegible]	[illegible]	[illegible]	[illegible]	[illegible]
Lumber, building, hardware group	[illegible]	[illegible]	[illegible]	[illegible]	[illegible]	[illegible]	[illegible]	[illegible]	[illegible]	[illegible]	[illegible]	[illegible]	[illegible]	[illegible]	[illegible]	[illegible]	[illegible]	[illegible]	[illegible]	[illegible]
Lumber yards, building materials dealers	[illegible]	[illegible]	[illegible]	[illegible]	[illegible]	[illegible]	[illegible]	[illegible]	[illegible]	[illegible]	[illegible]	[illegible]	[illegible]	[illegible]	[illegible]	[illegible]	[illegible]	[illegible]	[illegible]	[illegible]
Plumbing, paint, electrical stores	[illegible]	[illegible]	[illegible]	[illegible]	[illegible]	[illegible]	[illegible]	[illegible]	[illegible]	[illegible]	[illegible]	[illegible]	[illegible]	[illegible]	[illegible]	[illegible]	[illegible]	[illegible]	[illegible]	[illegible]
Hardware stores	[illegible]	[illegible]	[illegible]	[illegible]	[illegible]	[illegible]	[illegible]	[illegible]	[illegible]	[illegible]	[illegible]	[illegible]	[illegible]	[illegible]	[illegible]	[illegible]	[illegible]	[illegible]	[illegible]	[illegible]
Farm equipment dealers	[illegible]	[illegible]	[illegible]	[illegible]	[illegible]	[illegible]	[illegible]	[illegible]	[illegible]	[illegible]	[illegible]	[illegible]	[illegible]	[illegible]	[illegible]	[illegible]	[illegible]	[illegible]	[illegible]	[illegible]
Drug and proprietary stores	[illegible]	[illegible]	[illegible]	[illegible]	[illegible]	[illegible]	[illegible]	[illegible]	[illegible]	[illegible]	[illegible]	[illegible]	[illegible]	[illegible]	[illegible]	[illegible]	[illegible]	[illegible]	[illegible]	[illegible]
Drug stores	[illegible]	[illegible]	[illegible]	[illegible]	[illegible]	[illegible]	[illegible]	[illegible]	[illegible]	[illegible]	[illegible]	[illegible]	[illegible]	[illegible]	[illegible]	[illegible]	[illegible]	[illegible]	[illegible]	[illegible]
Proprietary stores	[illegible]	[illegible]	[illegible]	[illegible]	[illegible]	[illegible]	[illegible]	[illegible]	[illegible]	[illegible]	[illegible]	[illegible]	[illegible]	[illegible]	[illegible]	[illegible]	[illegible]	[illegible]	[illegible]	[illegible]
Liquor stores	[illegible]	[illegible]	[illegible]	[illegible]	[illegible]	[illegible]	[illegible]	[illegible]	[illegible]	[illegible]	[illegible]	[illegible]	[illegible]	[illegible]	[illegible]	[illegible]	[illegible]	[illegible]	[illegible]	[illegible]
Second-hand stores	[illegible]	[illegible]	[illegible]	[illegible]	[illegible]	[illegible]	[illegible]	[illegible]	[illegible]	[illegible]	[illegible]	[illegible]	[illegible]	[illegible]	[illegible]	[illegible]	[illegible]	[illegible]	[illegible]	[illegible]
Other retail stores	[illegible]	[illegible]	[illegible]	[illegible]	[illegible]	[illegible]	[illegible]	[illegible]	[illegible]	[illegible]	[illegible]	[illegible]	[illegible]	[illegible]	[illegible]	[illegible]	[illegible]	[illegible]	[illegible]	[illegible]
Fuel, fuel oil dealers	[illegible]	[illegible]	[illegible]	[illegible]	[illegible]	[illegible]	[illegible]	[illegible]	[illegible]	[illegible]	[illegible]	[illegible]	[illegible]	[illegible]	[illegible]	[illegible]	[illegible]	[illegible]	[illegible]	[illegible]
Ice dealers	[illegible]	[illegible]	[illegible]	[illegible]	[illegible]	[illegible]	[illegible]	[illegible]	[illegible]	[illegible]	[illegible]	[illegible]	[illegible]	[illegible]	[illegible]	[illegible]	[illegible]	[illegible]	[illegible]	[illegible]
Feed, farm, garden supply stores	[illegible]	[illegible]	[illegible]	[illegible]	[illegible]	[illegible]	[illegible]	[illegible]	[illegible]	[illegible]	[illegible]	[illegible]	[illegible]	[illegible]	[illegible]	[illegible]	[illegible]	[illegible]	[illegible]	[illegible]
Jewelry stores	[illegible]	[illegible]	[illegible]	[illegible]	[illegible]	[illegible]	[illegible]	[illegible]	[illegible]	[illegible]	[illegible]	[illegible]	[illegible]	[illegible]	[illegible]	[illegible]	[illegible]	[illegible]	[illegible]	[illegible]
Book, stationery stores	[illegible]	[illegible]	[illegible]	[illegible]	[illegible]	[illegible]	[illegible]	[illegible]	[illegible]	[illegible]	[illegible]	[illegible]	[illegible]	[illegible]	[illegible]	[illegible]	[illegible]	[illegible]	[illegible]	[illegible]
Sporting goods stores, bicycle stores	[illegible]	[illegible]	[illegible]	[illegible]	[illegible]	[illegible]	[illegible]	[illegible]	[illegible]	[illegible]	[illegible]	[illegible]	[illegible]	[illegible]	[illegible]	[illegible]	[illegible]	[illegible]	[illegible]	[illegible]
Florists	[illegible]	[illegible]	[illegible]	[illegible]	[illegible]	[illegible]	[illegible]	[illegible]	[illegible]	[illegible]	[illegible]	[illegible]	[illegible]	[illegible]	[illegible]	[illegible]	[illegible]	[illegible]	[illegible]	[illegible]
Cigar stores and stands	[illegible]	[illegible]	[illegible]	[illegible]	[illegible]	[illegible]	[illegible]	[illegible]	[illegible]	[illegible]	[illegible]	[illegible]	[illegible]	[illegible]	[illegible]	[illegible]	[illegible]	[illegible]	[illegible]	[illegible]
News dealers, newsstands	[illegible]	[illegible]	[illegible]	[illegible]	[illegible]	[illegible]	[illegible]	[illegible]	[illegible]	[illegible]	[illegible]	[illegible]	[illegible]	[illegible]	[illegible]	[illegible]	[illegible]	[illegible]	[illegible]	[illegible]
Gift, novelty, souvenir stores	[illegible]	[illegible]	[illegible]	[illegible]	[illegible]	[illegible]	[illegible]	[illegible]	[illegible]	[illegible]	[illegible]	[illegible]	[illegible]	[illegible]	[illegible]	[illegible]	[illegible]	[illegible]	[illegible]	[illegible]
Music stores	[illegible]	[illegible]	[illegible]	[illegible]	[illegible]	[illegible]	[illegible]	[illegible]	[illegible]	[illegible]	[illegible]	[illegible]	[illegible]	[illegible]	[illegible]	[illegible]	[illegible]	[illegible]	[illegible]	[illegible]
All other retail stores	[illegible]	(x)	(x)	(x)	(x)	(x)	(x)	(x)	(x)	(x)	(x)	(x)	(x)	(x)	(x)	[illegible]	(x)	(x)	(x)	(x)

See footnotes at end of table.

Table 13D.—PAID EMPLOYEES AND WEEKLY PAY ROLL FOR SELECTED WORKWEEKS FOR LARGE STORES AND MULTIUNITS—STATE, BY KIND OF BUSINESS: 1948[1]—Continued

SOUTH DAKOTA

STORES, SALES, ANNUAL PAY ROLL, AND PAID EMPLOYEES AND WEEKLY PAY ROLL

[See text for explanatory material]

Kind of business	Large stores and multiunits														Small single-unit stores				
				Paid employees, workweek ended nearest—						Pay roll, workweek ended nearest—									
				March 15		July 15		Nov. 15		March 15		July 15		Nov. 15					
	Stores	Sales, entire year	Pay roll, entire year	Total	Full work week	Total	Full workweek	Total	Full workweek	Total	Full workweek	Total	Full workweek	Total	Full workweek	Stores	Sales, entire year	Pay roll, entire year	Paid employees, workweek ended nearest Nov. 15 — Total	Full workweek
	(Number)	(Thousand dollars)	(Thousand dollars)	(Number)	(Number)	(Number)	(Number)	(Number)	(Number)	(Dollars)	(Dollars)	(Dollars)	(Dollars)	(Dollars)	(Dollars)	(Number)	(Thousand dollars)	(Thousand dollars)	(Number)	(Number)
State, total	2,102	[illegible]	34,775	15,703	13,187	16,380	14,173	17,029	14,010	611,225	578,524	669,940	633,300	679,403	636,083	6,891	222,110	14,830	12,491	8,772
Food group	288	57,532	3,655	2,083	1,529	2,115	1,660	2,191	1,586	65,530	59,839	70,668	64,908	71,085	64,855	1,364	44,350	1,997	1,929	1,185
Grocery stores, without fresh meat	41	6,024	356	222	159	224	169	234	162	6,133	5,701	6,634	6,158	6,333	5,853	298	7,732	201	243	134
Grocery stores, with fresh meat	222	49,037	2,963	1,701	1,236	1,720	1,343	1,790	1,290	53,439	48,530	57,627	52,673	58,402	53,020	813	34,052	1,045	1,066	618
Meat markets, fish markets	3	(x)	(x)	(x)	(x)	(x)	(x)	(x)	(x)	(x)	(x)	(x)	(x)	(x)	(x)	61	(x)	(x)	(x)	(x)
Fruit stores, vegetable markets	2	(x)	(x)	(x)	(x)	(x)	(x)	(x)	(x)	(x)	(x)	(x)	(x)	(x)	(x)	8	(x)	(x)	(x)	(x)
Candy, nut, confectionery stores	1	(x)	(x)	(x)	(x)	(x)	(x)	(x)	(x)	(x)	(x)	(x)	(x)	(x)	(x)	61	(x)	(x)	(x)	(x)
Dairy products stores, milk dealers	11	1,831	233	109	87	123	101	116	86	4,102	3,773	4,703	4,384	4,315	3,963	28	1,109	121	100	67
Bakery products stores	8	184	42	24	20	21	20	23	20	740	719	682	671	753	737	72	3,361	405	341	254
Egg, poultry dealers	...	...	...	...	...	...	...	...	...	...	...	...	...	...	...	9	(x)	(x)	(x)	(x)
All other food stores	...	...	...	...	...	...	...	...	...	...	...	...	...	...	...	14	195	8	7	4
Eating and drinking places	98	5,897	1,252	905	707	996	838	975	787	22,409	20,943	26,756	24,799	25,549	23,599	1,543	36,399	4,652	4,683	3,481
Eating places	63	3,752	982	770	597	851	721	833	671	17,750	16,200	21,080	19,696	19,608	18,144	899	20,318	3,277	3,683	2,765
Drinking places	35	2,145	270	135	110	145	117	142	116	5,159	4,743	5,676	5,103	5,941	5,455	[illegible]	16,081	1,375	1,000	716
General stores	57	13,105	1,218	654	476	676	492	727	482	20,718	17,826	23,004	18,737	23,559	19,017	76	3,000	78	88	51
General merchandise group	114	47,273	5,445	3,033	2,273	2,919	2,375	3,452	2,441	98,156	84,540	100,727	[illegible]	109,471	96,073	138	5,553	297	307	182
Department stores	20	25,295	3,103	1,514	1,247	1,493	1,279	1,744	1,338	54,223	50,995	[illegible]	[illegible]	[illegible]	55,056	...	...	1	...	...
Dry goods, general merchandise stores	61	15,421	1,434	769	558	758	592	839	590	26,730	24,386	27,188	24,484	24,403	23,130	89	3,992	180	186	113
Variety stores	33	6,557	958	750	468	668	504	869	504	17,203	14,159	18,040	15,547	19,855	15,887	49	1,561	116	121	69
Apparel group	127	18,912	2,277	1,079	946	1,081	968	1,160	1,007	40,943	38,231	41,732	40,175	45,595	43,397	248	8,101	476	349	236
Men's, boys' clothing, furnishings stores	33	4,701	476	165	159	162	158	171	158	8,700	8,606	8,700	8,639	9,419	9,236	52	2,374	126	72	49
Family clothing stores	15	1,834	182	104	87	103	86	109	92	2,892	2,748	2,919	2,764	3,406	3,206	28	1,128	41	39	29
Women's ready-to-wear stores	53	9,624	1,210	653	577	665	594	722	631	22,105	21,043	22,659	21,616	25,035	23,690	99	2,101	151	131	86
Millinery stores	6	(x)	(x)	(x)	(x)	(x)	(x)	(x)	(x)	(x)	(x)	(x)	(x)	(x)	(x)	5	(x)	(x)	(x)	(x)
Other apparel accessory, specialty stores	1	(x)	(x)	(x)	(x)	(x)	(x)	(x)	(x)	(x)	(x)	(x)	(x)	(x)	(x)	4	(x)	(x)	(x)	(x)
Shoe stores	15	2,199	309	110	89	107	92	108	85	5,501	5,237	5,631	5,405	5,763	5,403	50	1,735	113	61	46
Custom tailors	1	(x)	(x)	(x)	(x)	(x)	(x)	(x)	(x)	(x)	(x)	(x)	(x)	(x)	(x)	9	(x)	(x)	(x)	(x)
Furriers, fur shops	2	(x)	(x)	(x)	(x)	(x)	(x)	(x)	(x)	(x)	(x)	(x)	(x)	(x)	(x)	2	(x)	(x)	(x)	(x)
All other apparel stores	...	...	...	...	...	...	...	...	...	...	...	...	...	...	...	19	319	15	18	11
Furniture, furnishings, appliance group	130	15,388	1,844	751	633	776	654	799	666	32,646	30,371	34,890	32,321	35,909	33,056	308	10,427	767	501	371
Furniture stores	74	9,197	972	368	360	374	361	382	364	16,852	16,669	17,530	17,279	18,003	17,720	74	3,366	173	117	89
Floor covering, drapery stores	...	...	...	...	...	...	...	...	...	...	...	...	...	...	...	6	221	33	19	13
Other home furnishing stores	2	(x)	(x)	(x)	(x)	(x)	(x)	(x)	(x)	(x)	(x)	(x)	(x)	(x)	(x)	14	(x)	(x)	(x)	(x)
Household appliance stores	88	(x)	(x)	(x)	(x)	(x)	(x)	(x)	(x)	(x)	(x)	(x)	(x)	(x)	(x)	184	(x)	(x)	(x)	(x)
Radio stores	...	...	...	...	...	...	...	...	...	...	...	...	...	...	...	30	427	32	25	16
Automotive group	334	97,776	7,967	2,616	2,504	2,880	2,790	2,935	2,807	135,856	133,403	159,981	157,937	150,500	150,240	292	11,536	860	498	402
Motor vehicle (new and used) dealers	270	82,700	7,114	2,346	2,248	2,562	2,489	2,625	2,526	124,544	120,385	147,401	145,639	144,016	141,781	109	5,714	450	250	202
Motor vehicle (used) dealers	28	1,338	238	77	71	80	75	85	75	1,662	1,548	1,281	1,204	1,353	1,115	50	1,738	55	39	24
Tire, battery, accessory dealers	29	3,679	432	148	140	170	158	169	150	7,383	7,203	9,863	9,658	8,251	7,964	106	3,034	270	172	144
All other automotive dealers	7	3,059	183	45	45	68	68	56	56	2,267	2,267	3,436	3,436	2,880	2,880	27	845	85	37	32
Gasoline service stations	123	14,150	1,123	477	448	526	493	[illegible]	459	21,425	20,961	[illegible]	23,309	22,537	21,946	1,113	29,029	1,760	1,105	[illegible]
Lumber, building, hardware group	648	106,128	7,489	3,456	2,663	3,156	[illegible]	3,121	2,759	129,765	125,151	140,726	134,236	140,230	133,766	804	35,403	1,990	1,279	961
Lumber yards, building materials dealers	278	40,446	2,396	1,106	945	1,198	1,012	1,201	1,008	48,785	46,504	54,493	50,206	53,379	50,063	71	3,286	181	114	84
Plumbing, paint, electrical stores	14	1,596	285	104	97	113	107	106	100	5,089	5,004	6,071	5,890	5,824	5,737	115	4,100	583	207	259
Hardware stores	79	10,556	919	430	376	457	389	463	377	16,876	15,958	17,795	16,396	18,466	16,784	377	14,922	602	425	[illegible]
Farm equipment dealers	277	53,530	3,289	1,216	1,245	1,388	1,305	1,351	1,274	58,815	57,685	63,367	61,744	62,761	61,382	241	13,095	631	422	[illegible]
Drug and proprietary stores	52	6,673	710	371	277	480	381	430	312	11,672	10,290	15,074	13,466	13,636	11,890	223	9,629	702	[illegible]	[illegible]
Drug stores	51	(x)	(x)	(x)	(x)	(x)	(x)	(x)	(x)	(x)	(x)	(x)	(x)	(x)	(x)	165	(x)	(x)	(x)	(x)
Proprietary stores	1	(x)	(x)	(x)	(x)	(x)	(x)	(x)	(x)	(x)	(x)	(x)	(x)	(x)	(x)	58	(x)	(x)	(x)	(x)
Liquor stores	33	3,452	195	83	81	84	82	89	87	3,366	3,355	3,452	3,441	3,779	3,768	312	11,710	708	[illegible]	348
Second-hand stores	...	...	...	...	...	...	...	...	...	...	...	...	...	...	...	78	334	11	12	[illegible]
Other retail stores	98	13,736	1,550	695	650	691	[illegible]	[illegible]	617	28,229	27,614	29,025	28,271	28,553	27,844	432	11,639	[illegible]	[illegible]	[illegible]
Fuel, fuel oil dealers	23	2,303	258	111	104	118	114	106	95	4,674	4,566	4,943	4,882	4,693	4,471	29	874	66	58	[illegible]
Ice dealers	2	(x)	(x)	(x)	(x)	(x)	(x)	(x)	(x)	(x)	(x)	(x)	(x)	(x)	(x)	4	(x)	(x)	(x)	(x)
Feed, farm, garden supply stores	26	6,933	571	292	263	255	[illegible]	237	224	11,454	11,062	10,360	9,837	10,201	10,048	78	[illegible]	105	[illegible]	
Jewelry stores	15	1,516	207	69	66	74	72	73	69	3,590	3,573	3,705	3,645	3,780	3,741	87	[illegible]	20	[illegible]	[illegible]
Book, stationery stores	2	(x)	(x)	(x)	(x)	(x)	(x)	(x)	(x)	(x)	(x)	(x)	(x)	(x)	(x)	14	(x)	(x)	(x)	(x)
Sporting goods stores, bicycle stores	3	(x)	(x)	(x)	(x)	(x)	(x)	(x)	(x)	(x)	(x)	(x)	(x)	(x)	(x)	29	(x)	(x)	(x)	(x)
Florists	2	(x)	(x)	(x)	(x)	(x)	(x)	(x)	(x)	(x)	(x)	(x)	(x)	(x)	(x)	21	(x)	(x)	(x)	(x)
Cigar stores and stands	4	(x)	(x)	(x)	(x)	(x)	(x)	(x)	(x)	(x)	(x)	(x)	(x)	(x)	(x)	8	(x)	(x)	(x)	(x)
News dealers, newsstands	1	(x)	(x)	(x)	(x)	(x)	(x)	(x)	(x)	(x)	(x)	(x)	(x)	(x)	(x)	11	(x)	(x)	(x)	(x)
Gift, novelty, souvenir stores	2	(x)	(x)	(x)	(x)	(x)	(x)	(x)	(x)	(x)	(x)	(x)	(x)	(x)	(x)	43	(x)	(x)	(x)	(x)
Music stores	2	(x)	(x)	(x)	(x)	(x)	(x)	(x)	(x)	(x)	(x)	(x)	(x)	(x)	(x)	26	(x)	(x)	(x)	(x)
All other retail stores	15	(x)	(x)	(x)	(x)	(x)	(x)	(x)	(x)	(x)	(x)	(x)	(x)	(x)	(x)	77	(x)	(x)	(x)	(x)

See footnotes at end of table.

Table 13D.—PAID EMPLOYEES AND WEEKLY PAY ROLL FOR SELECTED WORKWEEKS FOR LARGE STORES AND MULTIUNITS—STATE, BY KIND OF BUSINESS: 1948—Continued

TENNESSEE

STORES, SALES, ANNUAL PAY ROLL, AND PAID EMPLOYEES AND WEEKLY PAY ROLL

[See text for explanatory material]

Kind of business / State, total	Large stores and multiunits														Small single unit stores				
	Stores	Sales, entire year	Pay roll, entire year	Paid employees, workweek ended nearest — March 15		July 15		Nov. 15		Pay roll, workweek ended nearest — March 15		July 15		Nov. 15		Stores	Sales, entire year	Pay roll, entire year	Paid employees, workweek ended nearest Nov. 15 —
				Total	Full work week	Total	Full workweek	Total	Full workweek	Total	Full workweek	Total	Full workweek	Total	Full workweek				Total	Full workweek
	(Number)	(Thousand dollars)	(Thousand dollars)	(Number)	(Number)	(Number)	(Number)	(Number)	(Number)	(Dollars)	(Dollars)	(Dollars)	(Dollars)	(Dollars)	(Dollars)	(Number)	(Thousand dollars)	(Thousand dollars)	Number	(Number)
Food group																				
Grocery stores, without fresh meat																				
Grocery stores, with fresh meat																				
Meat markets, fish markets																				
Fruit stores, vegetable markets																				
Candy, nut, confectionery stores																				
Dairy products stores, milk dealers																				
Bakery products stores																				
Egg, poultry dealers																				
All other food stores																				
Eating and drinking places																				
Eating places																				
Drinking places																				
General stores																				
General merchandise group																				
Department stores																				
Dry goods, general merchandise stores																				
Variety stores																				
Apparel group																				
Men's, boys' clothing, furnishings stores																				
Family clothing stores																				
Women's ready-to-wear stores																				
Millinery stores																				
Other apparel accessory, specialty stores																				
Shoe stores																				
Custom tailors																				
Furriers, fur shops																				
All other apparel stores																				
Furniture, furnishings, appliance group																				
Furniture stores																				
Floor covering, drapery stores																				
Other home furnishing stores																				
Household appliance stores																				
Radio stores																				
Automotive group																				
Motor vehicle (new and used) dealers																				
Motor vehicle (used) dealers																				
Tire, battery, accessory dealers																				
All other automotive dealers																				
Gasoline service stations																				
Lumber, building, hardware group																				
Lumber yards, building materials dealers																				
Plumbing, paint, electrical stores																				
Hardware stores																				
Farm equipment dealers																				
Drug and proprietary stores																				
Drug stores																				
Proprietary stores																				
Liquor stores																				
Second-hand stores																				
Other retail stores																				
Fuel, fuel oil dealers																				
Ice dealers																				
Feed, farm, garden supply stores																				
Jewelry stores																				
Book, stationery stores																				
Sporting goods stores, bicycle stores																				
Florists																				
Cigar stores and stands																				
News dealers, newsstands																				
Gift, novelty, souvenir stores																				
Music stores																				
All other retail stores																				

See footnotes at end of table.

Table 13D.—PAID EMPLOYEES AND WEEKLY PAY ROLL FOR SELECTED WORKWEEKS FOR LARGE STORES AND MULTIUNITS—STATE, BY KIND OF BUSINESS: 1948[1]—Continued

TEXAS

STORES, SALES, ANNUAL PAY ROLL, AND PAID EMPLOYEES AND WEEKLY PAY ROLL

[See text for explanatory material]

Kind of business	Large stores and multiunits															Small single-unit stores				
	Stores	Sales, entire year	Pay roll, entire year	Paid employees, workweek ended nearest—						Pay roll, workweek ended nearest—						Stores	Sales, entire year	Pay roll, entire year	Paid employees, workweek ended nearest Nov. 15	
				March 15		July 15		Nov. 15		March 15		July 15		Nov. 15						
				Total	Full workweek	Total	Full workweek	Total	Full workweek	Total	Full workweek	Total	Full workweek	Total	Full workweek				Total	Full workweek
	(Number)	(Thousand dollars)	(Thousand dollars)	(Number)	(Number)	(Number)	(Number)	(Number)	(Number)	(Dollars)	(Dollars)	(Dollars)	(Dollars)	(Dollars)	(Dollars)	(Number)	(Thousand dollars)	(Thousand dollars)	(Number)	(Number)
State, total	21,611	4,729,750	480,508	217,902	190,765	223,337	197,624	237,221	205,632	8,494,623	8,143,274	9,085,261	8,715,047	9,467,911	9,058,962	69,063	1,789,127	131,222	112,102	91,048
Food group	4,383	927,127	60,160	30,475	24,394	30,707	24,917	31,603	25,111	1,111,622	1,041,360	1,157,007	1,084,520	1,171,514	1,092,770	19,834	512,801	14,774	14,085	10,246
Grocery stores, without fresh meat	506	48,160	3,385	1,540	1,330	1,671	1,450	1,577	1,346	60,499	58,218	74,901	72,047	65,304	62,533	6,702	91,578	1,592	1,863	1,215
Grocery stores, with fresh meat	3,515	816,165	47,168	25,121	19,492	24,998	19,745	26,094	20,127	873,051	808,225	896,277	831,180	921,540	849,759	11,290	384,326	9,604	9,128	6,548
Meat markets, fish markets	81	8,953	476	252	230	261	231	274	246	9,161	8,818	9,413	8,996	9,894	9,428	340	10,969	520	411	316
Fruit stores, vegetable markets	14	1,803	115	50	49	47	46	48	48	1,717	1,716	1,796	1,784	1,885	1,885	231	3,015	99	118	66
Candy, nut, confectionery stores	67	2,374	269	192	186	191	185	214	205	5,152	5,080	4,994	4,920	5,510	5,389	441	4,013	314	409	294
Dairy products stores, milk dealers	101	33,113	6,442	2,242	2,085	2,483	2,264	2,291	2,110	118,359	116,252	125,551	122,227	121,251	118,545	61	1,839	200	191	158
Bakery products stores	55	4,816	1,010	573	546	559	535	608	568	20,289	19,997	19,710	19,508	20,957	20,560	555	11,117	2,038	1,654	1,408
Egg, poultry dealers	31	6,600	163	116	92	119	90	116	86	3,234	2,980	3,391	2,989	3,244	2,839	119	3,925	123	132	84
All other food stores	13	5,143	1,132	389	384	378	371	381	375	20,160	20,074	20,974	20,869	21,929	21,832	95	2,014	284	173	157
Eating and drinking places	1,803	122,132	27,520	18,270	16,454	19,905	17,844	19,728	17,825	505,755	481,435	555,331	525,540	557,944	532,351	15,382	265,244	41,054	41,942	35,773
Eating places	1,273	107,509	24,989	16,711	15,050	18,166	16,286	17,908	16,215	458,711	436,481	502,073	474,653	504,083	481,139	9,913	197,894	34,292	35,079	30,333
Drinking places	530	14,623	2,531	1,559	1,404	1,739	1,558	1,820	1,610	47,044	44,954	53,258	50,887	53,861	51,212	5,469	67,348	6,762	6,863	5,440
General stores	136	29,717	2,121	1,209	1,075	1,235	1,103	1,226	1,094	40,635	39,207	41,953	40,602	42,423	40,968	939	28,042	731	756	532
General merchandise group	1,525	791,290	107,510	54,876	44,025	54,391	44,581	63,740	49,652	1,789,452	1,661,362	1,907,063	1,774,705	2,097,464	1,937,574	1,866	57,211	3,405	3,996	2,691
Department stores	110	495,888	72,899	31,750	27,994	31,240	27,680	36,130	31,394	1,204,744	1,135,296	1,285,987	1,211,379	1,401,933	1,322,348	...	...	...	...	...
Dry goods, general merchandise stores	776	187,299	19,318	9,947	8,032	10,438	8,297	11,839	8,788	329,461	311,992	348,806	326,533	389,626	358,848	1,140	40,285	2,115	2,217	1,559
Variety stores	639	108,103	15,293	13,179	7,999	12,713	8,604	15,771	9,470	255,247	214,074	272,270	236,193	305,905	256,378	726	16,926	1,290	1,779	1,132
Apparel group	1,636	332,900	38,422	18,069	15,492	17,912	15,713	20,242	17,231	614,763	586,870	614,326	588,252	688,075	655,461	2,223	72,581	5,150	4,427	3,283
Men's, boys' clothing, furnishings stores	283	59,043	6,711	2,509	2,324	2,572	2,417	2,754	2,515	115,995	113,264	119,702	117,637	129,858	126,327	472	18,535	1,161	855	639
Family clothing stores	277	92,997	10,425	5,122	4,440	5,175	4,504	5,687	4,810	182,038	175,110	183,380	177,757	201,035	192,242	352	15,416	947	964	671
Women's ready-to-wear stores	531	121,787	13,781	6,955	6,130	6,949	6,198	8,183	7,122	175,073	167,095	174,633	166,521	210,920	200,307	629	20,714	1,333	1,341	984
Millinery stores	36	1,779	323	243	183	170	155	211	177	6,721	5,945	5,112	4,942	6,242	5,787	91	1,423	149	120	102
Other apparel accessory, specialty stores	43	5,143	653	265	193	264	191	317	241	11,874	10,481	11,333	9,963	13,045	11,654	44	806	69	58	49
Shoe stores	313	46,461	5,605	2,472	1,794	2,282	1,810	2,537	1,883	105,086	98,226	102,017	96,311	106,858	100,017	190	6,833	607	404	317
Custom tailors	18	2,293	500	263	234	281	248	289	271	10,695	10,052	11,299	10,639	12,140	11,697	116	2,643	423	285	221
Furriers, fur shops	4	749	112	33	33	35	33	33	33	1,628	1,628	1,666	1,666	1,677	1,677	7	257	30	19	17
All other apparel stores	31	2,648	312	207	161	190	157	231	179	5,653	5,064	5,184	4,816	6,300	5,753	262	5,954	431	376	283
Furniture, furnishings, appliance group	1,516	253,304	36,263	14,074	13,420	14,956	14,278	15,806	15,047	628,155	614,644	705,541	687,185	747,676	727,499	2,538	85,842	7,339	4,527	3,828
Furniture stores	699	143,027	18,498	6,621	6,390	6,781	6,562	7,418	7,158	308,266	303,462	343,844	339,117	376,694	370,674	994	37,298	2,555	1,678	1,472
Floor covering, drapery stores	49	8,741	1,472	400	383	458	430	506	479	22,541	21,886	32,481	24,742	37,296	33,944	162	[illegible]	676	419	363
Other home furnishing stores	71	13,908	4,317	2,368	2,353	2,517	2,509	2,533	2,505	80,405	[illegible]	85,431	85,359	86,228	85,701	248	[illegible]	882	557	452
Household appliance stores	683	86,462	11,837	4,623	4,235	5,138	4,716	5,283	4,842	214,413	206,514	241,102	[illegible]	244,394	234,131	[illegible]	[illegible]	2,932	1,696	[illegible]
Radio stores	14	1,166	139	62	59	62	61	66	63	2,530	2,489	2,683	2,671	3,064	2,499	121	2,706	294	187	144
Automotive group	3,174	1,111,587	95,323	32,142	31,233	32,848	32,710	34,273	33,199	1,747,720	1,725,138	1,903,324	1,875,694	1,957,439	1,931,215	2,692	108,347	7,554	4,686	4,135
Motor vehicle (new and used) dealers	2,090	892,729	82,262	27,072	26,448	28,265	27,610	28,680	28,043	1,488,427	1,472,384	1,617,716	1,600,737	1,685,172	1,667,587	534	30,347	2,425	1,536	1,424
Motor vehicle (used) dealers	529	129,222	3,417	1,162	1,090	1,276	1,149	1,338	1,265	61,102	59,426	70,528	68,580	68,817	66,635	681	28,356	677	492	394
Tire, battery, accessory dealers	507	79,213	9,542	3,742	3,484	4,067	3,692	4,026	3,672	185,610	180,569	198,527	191,731	190,045	183,903	1,293	44,200	4,062	2,407	2,121
All other automotive dealers	48	10,423	702	216	211	240	209	229	219	12,581	12,419	16,553	14,646	13,405	13,090	184	5,444	390	251	191
Gasoline service stations	1,009	28,498	8,850	4,505	4,154	4,672	4,302	4,625	4,258	192,258	185,916	201,316	194,590	199,691	193,211	10,283	261,311	21,118	15,259	12,596
Lumber, building, hardware group	2,956	605,192	53,493	21,092	19,619	22,086	20,777	21,757	20,408	933,825	908,090	1,025,194	1,001,919	1,002,937	979,126	2,688	111,385	8,592	5,416	4,475
Lumber yards, building materials dealers	1,707	388,033	[illegible]	13,035	11,890	13,740	12,785	[illegible]	12,769	[illegible]	[illegible]	[illegible]	[illegible]	[illegible]	583,816	691	32,160	2,568	1,670	1,298
Plumbing, paint, electrical stores	208	28,964	4,804	1,547	1,466	1,654	1,566	1,689	1,594	84,693	83,023	[illegible]	93,036	94,854	92,323	630	20,762	2,450	1,443	1,234
Hardware stores	356	52,895	5,361	2,357	2,241	2,421	2,277	2,458	2,308	98,643	96,864	103,434	101,247	101,975	99,518	951	35,588	2,187	1,415	1,197
Farm equipment dealers	685	135,300	10,070	4,153	4,022	4,271	4,149	4,263	4,137	187,297	184,250	200,323	197,608	206,051	203,469	416	22,875	1,387	882	746
Drug and proprietary stores	904	130,629	18,560	10,308	9,060	10,704	9,444	10,565	9,257	351,515	335,194	368,546	351,636	368,689	351,702	2,401	91,025	8,748	7,826	6,216
Drug stores	778	121,561	17,446	9,559	8,410	9,923	8,765	9,774	8,563	330,501	315,131	346,504	330,605	346,011	329,978	1,669	70,461	7,004	6,037	4,734
Proprietary stores	126	9,067	1,114	749	650	781	679	791	694	21,014	20,063	22,042	21,031	22,678	21,724	732	20,564	1,744	1,789	1,482
Liquor stores	818	67,089	3,417	1,402	1,291	1,437	1,310	1,507	1,357	62,385	60,668	64,416	62,478	68,254	65,811	1,749	46,902	1,176	924	[illegible]
Second-hand stores	112	7,711	1,200	565	468	590	502	613	511	21,764	19,884	23,205	21,573	23,780	21,929	1,169	15,337	1,157	876	700
Other retail stores	1,639	262,574	26,569	10,865	10,080	10,894	10,143	11,526	10,682	494,974	482,536	518,037	506,353	542,025	529,345	5,299	133,101	10,424	7,382	5,346
Fuel, fuel oil dealers	163	23,704	2,913	1,168	1,124	1,145	1,110	1,170	1,130	64,602	63,632	63,853	62,997	66,188	65,230	165	7,009	686	428	385
Ice dealers	34	1,731	299	152	146	177	164	162	152	4,982	4,900	5,859	5,623	5,349	5,211	226	2,604	703	256	[illegible]
Feed, farm, garden supply stores	553	109,537	4,270	2,250	2,054	2,224	2,051	2,277	2,079	80,849	78,248	84,554	82,137	87,296	84,190	1,066	42,584	1,424	1,189	880
Jewelry stores	241	53,457	8,092	2,673	2,493	2,661	2,480	2,955	2,734	138,158	134,095	149,420	144,980	153,154	148,589	[illegible]	18,214	1,877	1,080	926
Book, stationery stores	65	16,289	3,422	1,361	1,312	1,426	1,383	1,513	1,456	62,996	62,319	66,516	65,931	69,855	69,063	[illegible]	4,264	483	355	276
Sporting goods stores, bicycle stores	46	9,193	987	318	311	341	330	342	331	17,004	16,882	18,100	17,884	18,951	18,762	256	5,925	409	[illegible]	[illegible]
Florists	98	5,099	884	451	416	415	382	487	446	17,785	17,259	15,653	15,204	19,723	19,185	904	14,656	1,540	[illegible]	[illegible]
Cigar stores and stands	64	7,187	533	286	254	302	279	302	279	10,810	10,542	11,603	11,363	11,316	11,070	157	2,421	121	114	88
News dealers, newsstands	25	3,009	280	326	179	327	180	333	186	7,252	6,414	7,350	6,512	7,619	6,781	242	4,444	300	262	[illegible]
Gift, novelty, souvenir stores	37	1,278	162	89	70	94	73	102	82	2,948	2,659	3,104	2,780	3,428	3,133	232	3,503	234	241	[illegible]
Music stores	82	12,406	1,779	664	646	654	636	674	651	32,419	32,201	32,890	32,642	35,670	35,395	239	5,412	[illegible]	[illegible]	[illegible]
All other retail stores	209	19,684	2,929	1,127	1,070	1,128	1,075	1,209	1,156	55,169	54,285	59,135	58,300	61,456	62,768	953	22,065	[illegible]	[illegible]	[illegible]

See footnotes at end of table.

Table 13D.—PAID EMPLOYEES AND WEEKLY PAY ROLL FOR SELECTED WORKWEEKS FOR LARGE STORES AND MULTIUNITS—STATE, BY KIND OF BUSINESS: 1948[1]—Continued

UTAH

STORES, SALES, ANNUAL PAY ROLL, AND PAID EMPLOYEES AND WEEKLY PAY ROLL

[See text for explanatory material]

Kind of business	Large stores and multiunits: Stores (Number)	Sales, entire year (Thousand dollars)	Pay roll, entire year (Thousand dollars)	Paid employees, workweek ended nearest March 15: Total (Number)	March 15: Full workweek (Number)	July 15: Total (Number)	July 15: Full workweek (Number)	Nov. 15: Total (Number)	Nov. 15: Full workweek (Number)	Pay roll, workweek ended nearest March 15: Total (Dollars)	March 15: Full workweek (Dollars)	July 15: Total (Dollars)	July 15: Full workweek (Dollars)	Nov 15: Total (Dollars)	Nov 15: Full workweek (Dollars)	Small single-unit stores: Stores (Number)	Sales, entire year (Thousand dollars)	Pay roll, entire year (Thousand dollars)	Paid employees, workweek ended nearest Nov 15: Total (Number)	Full workweek (Number)
State, total	[illegible]	[illegible]	[illegible]	21,6[illegible]	[illegible],408	22,1[illegible]	18,927	[illegible],815	1[illegible],842	[illegible],161	[illegible]45,178	980,834	920,381	1,013,[illegible]60	93[illegible],024	[illegible]	133,748	11,109	8,05[illegible]	[illegible]
Food group	[illegible]	84,7[illegible]	[illegible],604	[illegible],604	1,[illegible]84	2,689	1,933	2,711	1,852	102,969	90,434	111,557	98,783	[illegible]	97,233	1,018	32,60[illegible]	[illegible],300	1,12[illegible]	[illegible]
Grocery stores, without fresh meat	16	1,554	95	52	[illegible]	61	41	56	40	1,462	1,239	1,845	1,495	1,77[illegible]	1,545	273	5,776	83	44	44
Grocery stores, with fresh meat	[illegible]	[illegible]	4,651	2,205	1,486	2,269	1,620	2,301	1,546	84,589	74,134	91,818	81,150	91,658	79,752	[illegible]	[illegible]	637	520	[illegible]
Meat markets, fish markets	3	885	50	22	14	19	13	24	1[illegible]	996	848	932	814	1,002	784	17	[illegible]	6	8	[illegible]
Fruit stores, vegetable markets	4	(x)	(x)	(x)	(x)	(x)	(x)	(x)	(x)	(x)	(x)	(x)	(x)	(x)	(x)	16	(x)	(x)	(x)	(x)
Candy, nut, confectionery stores	10	[illegible]	111	55	39	58	36	54	38	2,412	2,229	2,491	2,172	2,353	2,147	112	1,791	17[illegible]	1[illegible]	[illegible]
Dairy products stores, milk dealers	15	[illegible],424	[illegible]	138	99	156	118	141	99	5,563	4,955	7,938	7,251	6,881	6,231	30	1,089	112	85	46
Bakery products stores	15	[illegible]	48	36	24	38	25	38	26	1,022	764	1,303	816	1,285	834	66	1,551	261	208	161
Egg, poultry dealers	2	(x)	(x)	(x)	(x)	(x)	(x)	(x)	(x)	(x)	(x)	(x)	(x)	(x)	(x)	1	(x)	(x)	(x)	(x)
All other food stores	2	(x)	(x)	(x)	(x)	(x)	(x)	(x)	(x)	(x)	(x)	(x)	(x)	(x)	(x)	6	(x)	(x)	(x)	(x)
Eating and drinking places	217	13,[illegible]48	[illegible],524	2,032	1,597	2,283	1,899	2,163	1,672	65,754	59,696	77,362	70,658	70,642	63,701	1,140	26,191	4,102	3,159	[illegible]
Eating places	155	11,522	3,1[illegible]1	1,860	1,457	2,096	1,744	1,982	1,530	58,827	53,366	69,833	63,752	63,364	57,101	681	16,711	2,927	2,417	[illegible]
Drinking places	62	1,8[illegible]	[illegible]	172	140	187	155	181	142	6,927	6,330	7,529	6,906	7,278	6,600	[illegible]	4,480	1,175	742	[illegible]
General stores	34	3,439	672	347	300	332	289	356	315	12,210	11,605	11,452	10,953	13,653	12,546	130	4,206	146	118	
General merchandise group	124	75,723	11,277	5,470	4,385	5,362	4,462	6,514	4,618	193,100	178,866	207,746	189,732	234,403	207,373	74	2,261	104	114	[illegible]
Department stores	13	47,796	7,864	3,614	3,061	3,542	3,063	4,312	3,170	133,663	126,177	142,528	133,270	164,164	149,284	...	...	...	...	...
Dry goods, general merchandise stores	68	18,227	1,899	841	672	893	722	1,033	744	32,927	30,596	38,480	33,658	40,859	34,706	52	1,717	70	79	55
Variety stores	43	9,700	1,514	1,015	652	927	677	1,169	704	26,510	22,093	26,738	22,804	29,380	23,383	[illegible]	544	74	35	24
Apparel group	15[illegible]	27,471	[illegible],636	1,612	1,342	1,489	1,308	1,820	1,439	62,771	59,361	63,558	61,017	71,386	66,847	211	6,681	467	338	238
Men's, boys' clothing, furnishings stores	34	6,471	733	234	216	237	222	275	239	11,467	11,263	12,064	11,857	13,400	13,425	48	2,098	96	58	41
Family clothing stores	22	[illegible],832	553	208	191	213	195	236	205	8,217	8,040	9,091	8,847	9,124	8,824	17	514	24	23	15
Women's ready-to-wear stores	44	11,402	1,542	789	673	709	626	920	717	28,385	27,[illegible]	26,[illegible]	25,662	32,697	30,578	[illegible]	2,222	155	140	[illegible]
Millinery stores	[illegible]	182	38	39	24	25	20	28	19	846	695	722	683	745	666	[illegible]	159	18	11	8
Other apparel accessory, specialty stores	3	(x)	(x)	(x)	(x)	(x)	(x)	(x)	(x)	(x)	(x)	(x)	(x)	(x)	(x)	8	(x)	(x)	(x)	(x)
Shoe stores	28	3,907	508	204	139	199	15[illegible]	197	147	8,978	8,027	10,396	9,660	9,166	8,534	24	891	86	53	37
Custom tailors	1	(x)	(x)	(x)	(x)	(x)	(x)	(x)	(x)	(x)	(x)	(x)	(x)	(x)	(x)	[illegible]	(x)	(x)	(x)	(x)
Furriers, fur shops	3	(x)	(x)	(x)	(x)	(x)	(x)	(x)	(x)	(x)	(x)	(x)	(x)	(x)	(x)	3	(x)	(x)	(x)	(x)
All other apparel stores	4	(x)	(x)	(x)	(x)	(x)	(x)	(x)	(x)	(x)	(x)	(x)	(x)	(x)	(x)	22	(x)	(x)	(x)	(x)
Furniture, furnishings, appliance group	149	28,268	4,508	1,630	1,530	1,687	1,595	1,723	1,614	82,359	80,096	88,812	86,630	91,801	89,426	200	6,813	605	460	268
Furniture stores	72	17,461	2,449	794	724	816	765	821	751	43,189	41,717	46,610	45,425	48,695	[illegible]	57	2,409	188	119	85
Floor covering, drapery stores	5	1,883	298	30	74	81	76	82	77	5,821	5,552	6,558	6,309	6,477	6,214	13	505	59	36	30
Other home furnishing stores	9	1,444	560	278	278	292	284	299	296	13,201	13,201	14,045	14,053	14,161	14,11[illegible]	15	302	41	23	14
Household appliance stores	55	5,80[illegible]	1,011	414	392	439	409	433	409	16,869	16,354	18,433	17,765	18,185	17,638	91	3,180	274	153	119
Radio stores	8	1,678	190	64	62	59	56	88	81	3,279	3,272	3,116	3,078	4,283	4,210	24	417	53	29	20
Automotive group	278	86,511	8,377	2,800	2,671	3,001	2,848	3,025	2,843	152,976	149,759	168,969	165,022	172,040	167,437	148	6,673	434	232	186
Motor vehicle (new and used) dealers	201	75,735	7,561	2,517	2,401	2,683	2,552	2,698	2,545	137,543	134,611	151,038	147,684	154,571	150,730	36	2,342	171	83	75
Motor vehicle (used) dealers	43	6,071	200	70	64	73	65	80	75	4,228	4,070	4,432	4,164	4,424	4,253	47	2,272	75	42	35
Tire, battery, accessory dealers	30	[illegible],758	528	183	176	214	200	216	192	9,556	9,429	11,413	11,088	11,359	10,768	53	1,550	139	85	55
All other automotive dealers	4	947	88	30	30	31	31	31	31	1,649	1,649	2,086	2,086	1,686	1,686	12	509	49	22	21
Gasoline service stations	154	14,168	1,563	617	564	756	686	653	579	29,398	28,464	37,005	35,894	32,275	30,286	416	25,865	1,397	1,028	624
Lumber, building, hardware group	215	41,624	4,906	1,648	1,491	1,809	1,663	1,815	1,645	81,907	79,199	98,912	95,677	97,153	93,499	268	11,097	940	506	392
Lumber yards, building materials dealers	104	22,191	2,357	800	713	875	789	837	756	40,493	38,875	46,517	44,409	45,015	43,201	72	3,487	291	159	127
Plumbing, paint, electrical stores	30	4,973	1,015	290	279	332	324	341	324	16,096	15,920	20,882	20,722	20,765	20,374	98	3,366	413	211	161
Hardware stores	28	6,355	919	339	289	348	306	390	331	14,857	14,177	19,063	18,415	18,602	17,503	52	1,855	116	71	53
Farm equipment dealers	53	8,105	615	219	210	254	244	247	234	10,461	10,227	12,450	12,131	12,771	12,421	46	2,389	120	65	51
Drug and proprietary stores	77	12,372	1,792	455	740	999	802	1,001	776	32,742	29,538	34,597	31,281	35,099	31,283	130	5,744	532	412	263
Drug stores	74	(x)	(x)	(x)	(x)	(x)	(x)	(x)	(x)	(x)	(x)	(x)	(x)	(x)	(x)	111	(x)	(x)	(x)	(x)
Proprietary stores	3	(x)	(x)	(x)	(x)	(x)	(x)	(x)	(x)	(x)	(x)	(x)	(x)	(x)	(x)	19	(x)	(x)	(x)	(x)
Liquor stores	73	11,830	437	178	144	181	115	177	135	8,286	7,604	8,014	6,596	8,221	7,455	...	...	...	...	...
Second-hand stores	7	327	50	16	16	19	18	19	18	1,024	1,024	1,082	1,056	1,065	1,022	52	650	61	47	38
Other retail stores	210	34,041	3,744	1,713	1,344	1,566	1,309	1,838	1,336	74,665	69,032	71,768	67,082	75,773	68,860	464	11,015	1,021	616	434
Fuel, fuel oil dealers	38	5,390	661	301	255	233	204	286	233	15,431	14,424	11,860	11,157	13,984	12,994	62	1,689	131	91	62
Ice dealers	...	...	...	...	...	...	...	...	...	...	...	...	...	...	...	2	(x)	(x)	(x)	(x)
Feed, farm, garden supply stores	56	14,527	857	411	344	390	332	477	314	16,995	15,775	16,466	15,368	16,870	14,612	37	1,795	78	45	30
Jewelry stores	21	3,859	704	208	184	216	191	250	214	11,299	10,691	11,749	11,238	12,609	12,067	80	1,937	250	113	91
Book, stationery stores	13	2,767	341	269	128	196	126	278	130	10,111	8,495	9,503	8,065	9,349	7,564	13	317	22	20	12
Sporting goods stores, bicycle stores	12	1,467	164	69	64	66	61	70	61	2,960	2,885	3,075	3,017	3,216	3,085	45	1,002	65	48	32
Florists	9	510	141	76	67	87	79	76	60	2,494	2,397	2,935	2,815	2,551	2,369	63	1,460	218	117	79
Cigar stores and stands	10	507	69	41	33	37	30	38	30	1,343	1,282	1,325	1,258	1,334	1,249	9	171	10	7	4
News dealers, newsstands	3	(x)	(x)	(x)	(x)	(x)	(x)	(x)	(x)	(x)	(x)	(x)	(x)	(x)	(x)	4	(x)	(x)	(x)	(x)
Gift, novelty, souvenir stores	4	73	14	7	7	8	8	8	8	213	213	272	272	256	256	39	465	25	22	15
Music stores	13	2,402	292	117	100	112	100	119	103	5,144	4,799	5,031	4,780	5,393	5,025	20	469	23	28	17
All other retail stores	31	(x)	(x)	(x)	(x)	(x)	(x)	(x)	(x)	(x)	(x)	(x)	(x)	(x)	(x)	90	(x)	(x)	(x)	(x)

See footnotes at end of table.

Table 13D.—PAID EMPLOYEES AND WEEKLY PAY ROLL FOR SELECTED WORKWEEKS FOR LARGE STORES AND MULTIUNITS—STATE, BY KIND OF BUSINESS: 1948[1]—Continued

VERMONT

STORES, SALES, ANNUAL PAY ROLL, AND PAID EMPLOYEES AND WEEKLY PAY ROLL

[See text for explanatory material]

Kind of business	Large stores and multiunits: Stores (Number)	Sales, entire year (Thousand dollars)	Pay roll, entire year (Thousand dollars)	Paid employees, workweek ended nearest— March 15: Total (Number)	March 15: Full workweek (Number)	July 15: Total (Number)	July 15: Full workweek (Number)	Nov. 15: Total (Number)	Nov. 15: Full workweek (Number)	Pay roll, workweek ended nearest— March 15: Total (Dollars)	March 15: Full workweek (Dollars)	July 15: Total (Dollars)	July 15: Full workweek (Dollars)	Nov. 15: Total (Dollars)	Nov. 15: Full workweek (Dollars)	Small single-unit stores: Stores (Number)	Sales, entire year (Thousand dollars)	Pay roll, entire year (Thousand dollars)	Paid employees, workweek ended nearest Nov. 15: Total (Number)	Full workweek (Number)
State, total	1,1[illegible]	218,327	19,822	9,026	7,820	9,506	8,3[illegible]	[illegible]	8,134	352,34[illegible]	336,737	374,184	356,453	375,063	354,709	[illegible],931	119,477	8,694	6,411	4,936
Food group	269	50,755	3,112	1,566	1,193	1,638	1,283	1,5[illegible]6	1,189	56,373	51,708	60,401	54,733	58,394	52,844	[illegible]	38,875	1,515	1,095	804
Grocery stores, without fresh meat	77	9,620	561	280	201	300	222	273	136	10,288	9,177	11,260	9,953	10,176	9,135	[illegible]	5,685	124	126	71
Grocery stores, with fresh meat	158	35,984	1,462	1,036	769	1,069	826	1,042	765	35,404	31,707	38,157	34,182	36,930	33,034	660	29,132	422	631	490
Meat markets, fish markets	3	370	16	10	8	10	[illegible]	[illegible]	[illegible]	344	310	371	346	331	306	17	632	56	30	26
Fruit stores, vegetable markets	1	(x)	(x)	(x)	(x)	(x)	(x)	(x)	(x)	(x)	(x)	(x)	(x)	(x)	(x)	19	(x)	(x)	(x)	(x)
Candy, nut, confectionery stores	7	144	16	13	11	19	12	20	10	308	266	322	292	334	247	23	231	20	18	14
Dairy products stores, milk dealers	21	4,256	472	194	178	211	186	206	186	8,555	8,210	[illegible]	8,490	9,268	8,782	26	1,371	118	59	52
Bakery products stores	...	...	...	...	...	...	...	...	...	...	...	...	...	...	...	46	1,236	243	158	138
Egg, poultry dealers	...	...	...	...	...	...	...	...	...	...	...	...	...	...	...	...	...	...	...	...
All other food stores	2	(x)	(x)	(x)	(x)	(x)	(x)	(x)	(x)	(x)	(x)	(x)	(x)	(x)	(x)	1	(x)	(x)	(x)	(x)
Eating and drinking places	40	3,474	357	560	480	691	[illegible]	[illegible]	[illegible]	14,812	13,[illegible]	18,158	16,880	15,[illegible]	14,602	526	15,680	2,067	1,421	1,535
Eating places	38	(x)	(x)	(x)	(x)	(x)	(x)	(x)	(x)	(x)	(x)	(x)	(x)	(x)	(x)	486	(x)	(x)	(x)	(x)
Drinking places	2	(x)	(x)	(x)	(x)	(x)	(x)	(x)	(x)	(x)	(x)	(x)	(x)	(x)	(x)	40	(x)	(x)	(x)	(x)
General stores	8	1,022	54	28	26	35	28	35	28	422	344	1,068	[illegible]	1,341	670	123	4,859	136	114	88
General merchandise group	83	21,386	2,635	1,578	1,124	1,734	1,3[illegible]	1,419	1,243	45,081	40,617	49,797	45,290	50,604	41,155	68	2,547	187	17[illegible]	146
Department stores	10	8,282	1,323	435	387	462	417	505	416	18,437	17,813	19,543	17,715	19,303	18,288	...	...	...	...	...
Dry goods, general merchandise stores	39	6,032	638	381	312	394	344	426	342	10,495	10,231	12,716	11,4[illegible]	12,715	11,108	31	1,152	75	6	[illegible]
Variety stores	34	7,072	1,034	762	425	878	481	488	537	15,679	12,5[illegible]	14,023	16,200	17,346	15,781	37	1,394	112	110	76
Apparel group	79	3,602	769	505	414	523	4[illegible]	5[illegible]	448	15,748	14,645	17,084	15,[illegible]	17,874	16,345	241	8,049	561	414	[illegible]
Men's, boys' clothing, furnishings stores	16	2,364	247	97	87	98	88	130	83	3,914	3,847	[illegible]	4,176	4,176	4,037	47	2,125	158	92	70
Family clothing stores	10	1,626	139	78	64	82	77	88	73	2,418	2,230	2,546	2,446	2,628	2,458	38	1,492	102	78	54
Women's ready-to-wear stores	24	3,905	380	242	195	246	207	286	211	6,452	5,645	6,321	6,233	5,506	6,516	71	2,112	116	108	71
Millinery stores	2	85	14	14	7	14	7	13	7	281	210	283	210	211	214	7	59	1		1
Other apparel accessory, specialty stores	1	(x)	(x)	(x)	(x)	(x)	(x)	(x)	(x)	(x)	(x)	(x)	(x)	(x)	(x)	10	(x)	(x)	(x)	(x)
Shoe stores	18	1,520	153	62	54	76	58	73	56	2,395	2,325	2,30[illegible]	2,448	2,731	2,642	32	1,246	116	45	56
Custom tailors	...	...	...	...	...	...	...	...	...	...	...	...	...	...	...	8	71	1	4	
Furriers, fur shops	2	(x)	(x)	(x)	(x)	(x)	(x)	(x)	(x)	(x)	(x)	(x)	(x)	(x)	(x)	3	(x)	(x)	[illegible]	[illegible]
All other apparel stores	...	...	...	...	...	...	...	...	...	...	...	...	...	...	...	25	644	[illegible]	[illegible]	[illegible]
Furniture, furnishings, appliance group	71	8,893	1,326	532	502	558	527	561	529	24,312	22,688	28,371	27,396	25,230	22,762	217	5,3[illegible]	413	314	244
Furniture stores	30	4,481	598	236	225	241	231	245	236	11,779	11,[illegible]	12,307	12,157	10,533	10,[illegible]	44	1,[illegible]	[illegible]	111	[illegible]
Floor covering, drapery stores	2	(x)	(x)	(x)	(x)	(x)	(x)	(x)	(x)	(x)	(x)	(x)	(x)	(x)	(x)	12	(x)	(x)	(x)	(x)
Other home furnishing stores	1	(x)	(x)	(x)	(x)	(x)	(x)	(x)	(x)	(x)	(x)	(x)	(x)	(x)	(x)	21	(x)	(x)	(x)	(x)
Household appliance stores	38	3,878	592	203	164	227	[illegible]	[illegible]	157	9,861	[illegible]	11,[illegible]	12,157	10,[illegible]	[illegible]	6	2,362	238	151	[illegible]
Radio stores	...	...	...	...	...	...	...	...	...	...	...	...	...	...	...	17	333	30	18	
Automotive group	1[illegible]	50,354	5,368	1,797	1,766	1,843	1,807	1,376	1,822	41,571	40,976	[illegible]	31,371	46,1[illegible]	[illegible]	112	4,227	388	225	[illegible]
Motor vehicle (new and used) dealers	153	46,166	4,838	1,709	1,685	1,755	1,724	1,730	1,724	37,534	37,[illegible]	38,[illegible]	[illegible]	[illegible]	31,095	64	2,910	202	109	[illegible]
Motor vehicle (used) dealers	11	2,685	40	33	28	35	33	30	25	1,628	1,542	1,717	1,638	1,542	1,468	32	392	36	31	[illegible]
Tire, battery, accessory dealers	13	(x)	(x)	(x)	(x)	(x)	(x)	(x)	(x)	(x)	(x)	(x)	(x)	(x)	(x)	32	(x)	(x)	(x)	[illegible]
All other automotive dealers	2	(x)	(x)	(x)	(x)	(x)	(x)	(x)	(x)	(x)	(x)	(x)	(x)	(x)	(x)	14	(x)	(x)	(x)	[illegible]
Gasoline service stations	26	1,790	164	37	78	86	75	95	87	[illegible],201	[illegible]	3,328	2,109	[illegible],600	[illegible]	637	13,748	984	667	[illegible]
Lumber, building, hardware group	101	17,610	2,405	938	848	982	934	1,006	916	42,495	41,396	45,907	44,519	46,016	42,343	219	8,136	918	[illegible]	[illegible]
Lumber yards, building materials dealers	32	7,852	1,136	436	414	466	444	479	414	19,759	19,074	21,288	20,457	21,377	18,608	17	724	110	94	50
Plumbing, paint, electrical stores	17	2,060	517	192	190	190	185	193	184	9,611	9,543	10,340	10,252	9,794	9,588	88	2,891	347	[illegible]	[illegible]
Hardware stores	19	3,142	380	165	153	166	154	170	156	6,926	6,680	7,191	6,947	6,866	6,714	77	3,189	314	166	14
Farm equipment dealers	33	4,550	372	145	141	160	151	164	162	6,199	6,099	7,023	6,861	7,43[illegible]	[illegible]	37	1,332	14	[illegible]	[illegible]
Drug and proprietary stores	14	1,[illegible]	188	107	84	114	83	109	84	2,136	1,972	[illegible]	3,22[illegible]	[illegible]	3,112	126	5,666	496	[illegible]	[illegible]
Drug stores	12	(x)	(x)	(x)	(x)	(x)	(x)	(x)	(x)	(x)	(x)	(x)	(x)	(x)	(x)	32	(x)	(x)	(x)	[illegible]
Proprietary stores	2	(x)	(x)	(x)	(x)	(x)	(x)	(x)	(x)	(x)	(x)	(x)	(x)	(x)	(x)	34	(x)	[illegible]	[illegible]	[illegible]
Liquor stores	30	(x)	(x)	(x)	(x)	(x)	(x)	(x)	(x)	(x)	(x)	(x)	(x)	(x)	(x)	[illegible]	(x)	[illegible]	[illegible]	[illegible]
Second-hand stores	...	...	...	...	...	...	...	...	...	...	...	...	...	...	...	47	[illegible]	[illegible]	[illegible]	[illegible]
Other retail stores	244	(x)	(x)	(x)	(x)	(x)	(x)	(x)	(x)	(x)	(x)	(x)	(x)	(x)	(x)	509	(x)	(x)	[illegible]	[illegible]
Fuel, fuel oil dealers	44	7,922	29	[illegible]	311	285	276	310	300	13,271	12,[illegible]	11,901	11,6[illegible]	13,[illegible]	13,1[illegible]	91	3,954	[illegible]	156	127
Ice dealers	...	...	...	...	...	...	...	...	...	...	...	...	...	...	...	17	143	[illegible]		
Feed, farm, garden supply stores	147	30,315	1,376	611	[illegible]	637	59[illegible]	614	594	25,319	[illegible]	[illegible],748	25,372	26,429	26,34[illegible]	4	1,71[illegible]	[illegible]		
Jewelry stores	8	795	121	57	49	56	50	58	47	2,152	[illegible]	[illegible],095	2,017	2,168	[illegible]	51	1,257	1		[illegible]
Book, stationery stores	7	420	148	31	[illegible]	35	74	91	76	2,45[illegible]	[illegible]	[illegible],196	2,982	3,251	3,[illegible]	15	358	[illegible]		
Sporting goods stores, bicycle stores	[illegible]	(x)	(x)	(x)	(x)	(x)	(x)	(x)	(x)	(x)	(x)	(x)	(x)	(x)	(x)	11	(x)	(x)	[illegible]	
Florists	2	(x)	(x)	(x)	(x)	(x)	(x)	(x)	(x)	(x)	(x)	(x)	(x)	(x)	(x)	11	(x)	(x)	[illegible]	
Cigar stores and stands	5	541	32	12	11	12	10	13	12	538	[illegible]	671	653	584	[illegible]	19	[illegible]	[illegible]		
News dealers, newsstands	6	305	28	2[illegible]	18	22	12	20	16	53	[illegible]	61	527	[illegible]	[illegible]	[illegible]	[illegible]		[illegible]	
Gift, novelty, souvenir stores	3	(x)	(x)	(x)	(x)	(x)	(x)	(x)	(x)	[illegible]	(x)	(x)	(x)	(x)	(x)	[illegible]	(x)	(x)	[illegible]	
Music stores	2	(x)	(x)	(x)	(x)	(x)	(x)	(x)	(x)	(x)	(x)	(x)	(x)	(x)	(x)	1[illegible]	(x)	[illegible]	[illegible]	
All other retail stores	11	(x)	(x)	(x)	(x)	(x)	(x)	(x)	(x)	(x)	(x)	(x)	(x)	(x)	(x)	35	(x)	[illegible]	[illegible]	[illegible]

See footnotes at end of table.

Table 13D.—PAID EMPLOYEES AND WEEKLY PAY ROLL FOR SELECTED WORKWEEKS FOR LARGE STORES AND MULTIUNITS STATE, BY KIND OF BUSINESS 1948[1]—Continued

VIRGINIA

STORES, SALES, ANNUAL PAY ROLL, AND PAID EMPLOYEES AND WEEKLY PAY ROLL

[See text for explanatory material]

Kind of business	Large stores and multiunits: Stores (Number)	Sales, entire year (Thousand dollars)	Pay roll, entire year (Thousand dollars)	Paid employees, workweek ended nearest March 15: Total (Number)	March 15: Full work week (Number)	July 15: Total (Number)	July 15: Full workweek (Number)	Nov 15: Total (Number)	Nov 15: Full workweek (Number)	Pay roll, workweek ended nearest March 15: Total (Dollars)	March 15: Full workweek (Dollars)	July 15: Total (Dollars)	July 15: Full workweek (Dollars)	Nov. 15: Total (Dollars)	Nov. 15: Full workweek (Dollars)	Small single unit stores: Stores (Number)	Sales, entire year (Thousand dollars)	Pay roll, entire year (Thousand dollars)	Paid employees workweek ended nearest Nov 15: Total (Number)	Full workweek (Number)
State, total	[illegible]	[illegible]	[illegible]	[illegible]	[illegible]	[illegible]	[illegible]	[illegible]	74,537	[illegible]	2,965,630	[illegible]	3,003,024	[illegible]	[illegible]	[illegible]	[illegible]	[illegible]	[illegible]	[illegible]
Food group	[illegible]	[illegible]	13,295	11,360	[illegible]	11,257	[illegible]	11,455	[illegible]	413,654	383,708	421,229	[illegible]	[illegible]	[illegible]	[illegible]	[illegible]	[illegible]	[illegible]	[illegible]
Grocery stores, without fresh meat	[illegible]	[illegible]	454	556	412	538	400	520	[illegible]	18,112	16,275	18,149	16,081	17,394	15,508	[illegible]	[illegible]	[illegible]	[illegible]	[illegible]
Grocery stores, with fresh meat	[illegible]	[illegible]	[illegible]	8,425	6,410	8,172	6,421	7,503	6,539	304,491	278,088	310,590	284,361	320,557	293,935	[illegible]	[illegible]	[illegible]	[illegible]	[illegible]
Meat markets, fish markets	[illegible]	[illegible]	[illegible]	204	170	210	190	217	181	6,715	6,384	7,170	6,906	7,536	7,232	[illegible]	[illegible]	[illegible]	[illegible]	[illegible]
Fruit stores, vegetable markets	[illegible]	[illegible]	24	14	14	14	12	14	13	470	460	470	460	485	475	145	[illegible]	[illegible]	[illegible]	[illegible]
Candy, nut, confectionery stores	[illegible]	[illegible]	431	343	[illegible]	[illegible]	313	317	297	8,669	8,459	8,794	8,555	8,706	8,526	553	[illegible]	[illegible]	[illegible]	[illegible]
Dairy products stores, milk dealers	[illegible]	21,5[illegible]	[illegible]	1,421	1,371	1,578	1,460	1,472	1,417	58,057	57,237	58,228	56,247	61,400	60,986	27	[illegible]	[illegible]	[illegible]	[illegible]
Bakery products stores	[illegible]	[illegible]	[illegible]	156	151	164	157	168	156	5,514	5,439	5,381	5,841	6,217	6,072	112	4,252	[illegible]	[illegible]	[illegible]
Egg, poultry dealers	[illegible]	[illegible]	[illegible]	35	23	31	23	32	27	969	886	956	889	1,259	1,171	[illegible]	[illegible]	[illegible]	[illegible]	[illegible]
All other food stores	[illegible]	3,55[illegible]	602	206	191	208	194	206	197	10,667	10,480	10,891	10,705	11,965	11,857	[illegible]	2,370	[illegible]	[illegible]	[illegible]
Eating and drinking places	[illegible]	[illegible]	7,764	[illegible]	4,913	6,173	[illegible]	5,910	5,331	138,129	132,105	155,695	149,278	153,467	146,712	4,439	97,175	12,333	[illegible]	[illegible]
Eating places	421	35,144	[illegible]	5,274	4,798	6,026	5,[illegible]	5,774	5,211	134,933	129,123	152,137	145,914	150,205	143,636	3,585	[illegible]	[illegible]	11,147	[illegible]
Drinking places	[illegible]	1,399	163	131	115	147	132	136	120	3,196	2,982	3,558	3,364	3,262	3,076	854	18,381	[illegible]	3,554	[illegible]
General stores	[illegible]	24,5[illegible]	2,076	1,012	914	1,027	[illegible]	1,025	938	38,110	36,574	39,450	38,213	40,901	39,476	1,640	37,705	[illegible]	[illegible]	[illegible]
General merchandise group	[illegible]	235,644	34,397	20,475	15,873	19,811	15,725	23,826	17,853	602,097	555,757	627,881	579,338	676,391	614,502	486	15,[illegible]	[illegible]	[illegible]	[illegible]
Department stores	[illegible]	139,135	22,747	11,925	10,290	11,240	9,645	13,477	11,256	410,366	386,134	411,118	385,102	444,177	412,153	...	...	...	...	...
Dry goods, general merchandise stores	[illegible]	47,[illegible]	4,49[illegible]	[illegible]	2,024	2,670	2,037	3,111	2,238	76,521	71,746	80,845	74,604	87,344	79,848	350	11,284	534	452	[illegible]
Variety stores	211	48,469	7,170	5,814	3,559	5,401	4,043	7,238	4,359	115,210	97,877	135,918	119,632	144,820	122,501	[illegible]	4,715	[illegible]	452	[illegible]
Apparel group	[illegible]	[illegible]	14,139	7,151	5,983	6,789	5,786	7,466	6,183	245,966	234,222	245,281	233,524	257,990	245,263	835	32,473	2,788	1,395	1,555
Men's, boys' clothing, furnishings stores	[illegible]	25,221	2,884	1,080	979	1,067	972	1,114	995	48,468	47,229	48,840	47,516	50,896	49,472	231	9,636	767	446	362
Family clothing stores	[illegible]	29,[illegible]	3,351	1,729	1,497	1,448	1,434	1,829	1,568	59,138	57,025	57,449	55,301	60,492	58,177	182	7,825	561	479	[illegible]
Women's ready-to-wear stores	[illegible]	42,233	4,754	2,814	2,331	2,656	2,266	3,021	2,474	83,352	78,482	[illegible]	78,453	90,578	95,252	206	7,970	670	541	415
Millinery stores	23	829	142	119	88	74	63	90	71	3,035	2,741	2,310	2,213	2,664	2,517	38	664	58	60	[illegible]
Other apparel accessory, specialty stores	[illegible]	[illegible]	130	58	30	55	30	60	31	1,951	1,589	2,014	1,679	2,038	1,634	30	705	55	49	[illegible]
Shoe stores	127	18,644	2,536	1,151	889	1,089	852	1,109	844	43,545	41,084	44,833	42,184	43,537	41,419	[illegible]	4,130	334	[illegible]	152
Custom tailors	[illegible]	(x)	(x)	(x)	(x)	(x)	(x)	(x)	(x)	(x)	(x)	(x)	(x)	(x)	(x)	50	(x)	(x)	(x)	(x)
Furriers, fur shops	[illegible]	725	115	41	39	54	42	58	54	1,689	1,657	2,098	1,784	2,268	2,198	7	[illegible]	42	24	
All other apparel stores	[illegible]	(x)	(x)	(x)	(x)	(x)	(x)	(x)	(x)	(x)	(x)	(x)	(x)	(x)	(x)	52	(x)	(x)	(x)	(x)
Furniture, furnishings, appliance group	513	90,114	14,230	5,266	5,014	5,341	5,098	5,523	5,301	24[illegible],236	242,488	264,910	260,772	267,283	263,587	884	28,683	2,425	1,769	[illegible]
Furniture stores	282	58,406	8,023	2,927	2,777	2,904	2,776	3,016	2,890	138,669	136,604	142,284	140,278	148,941	147,074	311	12,386	1,165	647	[illegible]
Floor covering, drapery stores	17	2,584	504	147	138	171	167	174	173	7,606	7,450	8,859	8,788	9,602	9,599	50	1,493	212	143	12[illegible]
Other home furnishing stores	23	4,571	1,368	606	580	609	581	610	590	27,667	27,372	27,362	27,013	27,719	27,560	209	3,208	455	2[illegible]	[illegible]
Household appliance stores	181	23,041	4,168	1,529	1,463	1,603	1,521	1,663	1,589	69,292	68,081	83,356	81,668	77,676	76,031	277	10,801	1,00[illegible]	624	523
Radio stores	9	1,582	167	57	56	54	53	60	59	3,002	2,981	3,049	3,025	3,345	3,323	37	795	87	57	38
Automotive group	1,014	337,409	32,503	11,483	11,095	14,053	13,584	12,433	11,981	564,457	554,559	607,401	594,513	649,982	634,031	508	21,981	2,023	1,270	1,141
Motor vehicle (new and used) dealers	724	283,475	28,636	10,018	9,754	12,456	12,142	10,887	10,580	493,156	485,781	525,322	516,291	571,885	563,676	170	10,139	1,051	680	633
Motor vehicle (used) dealers	130	32,869	1,447	485	460	516	493	510	493	27,387	26,812	29,859	29,306	29,786	29,398	107	4,302	239	156	140
Tire, battery, accessory dealers	132	15,347	1,980	812	724	903	777	878	756	35,453	34,002	40,298	38,013	38,847	36,837	187	6,342	653	379	329
All other automotive dealers	28	5,118	440	168	157	178	172	158	152	8,461	7,964	11,922	10,903	9,464	9,120	44	1,198	80	55	39
Gasoline service stations	[illegible]	30,235	3,381	1,670	1,541	1,748	1,599	1,714	1,575	64,712	62,546	68,228	65,750	67,676	65,395	3,704	95,451	6,497	4,894	3,868
Lumber, building, hardware group	542	137,150	15,544	6,432	6,087	6,828	6,393	6,848	6,456	275,473	269,458	3[illegible]2,371	2[illegible]6,119	300,697	293,931	559	23,436	2,301	1,246	1,029
Lumber yards, building materials dealers	197	62,068	8,102	3,371	3,193	3,563	3,310	3,519	3,355	140,505	136,853	153,325	149,936	153,047	149,706	59	2,529	362	276	187
Plumbing, paint, electrical stores	[illegible]	[illegible]	499	181	171	227	213	212	207	7,793	7,610	10,114	9,937	9,956	9,917	136	4,641	554	325	281
Hardware stores	197	41,[illegible]	4,662	1,897	1,776	2,000	1,863	2,105	1,909	85,151	83,745	92,996	90,649	92,154	89,454	292	12,411	852	488	420
Farm equipment dealers	113	29,244	2,281	983	947	1,038	1,007	1,012	985	42,024	41,250	46,436	45,597	45,540	44,854	72	3,855	231	157	141
Drug and proprietary stores	305	51,5[illegible]	7,626	3,932	3,470	4,066	3,656	4,031	3,569	136,550	130,616	143,967	137,693	142,724	135,652	564	25,547	2,793	2,202	1,715
Drug stores	266	43,350	7,272	3,683	3,255	3,814	3,442	3,779	3,337	129,639	123,883	136,584	130,778	135,420	128,637	375	17,977	2,051	1,585	1,254
Proprietary stores	39	2,[illegible]	354	249	215	252	214	252	232	7,211	6,733	7,383	6,915	7,304	7,015	189	7,570	742	617	461
Liquor stores	104	90,297	1,470	734	633	736	634	736	634	28,545	27,333	28,597	27,373	28,597	27,373	8	127	14	10	[illegible]
Second-hand stores	21	1,031	189	84	78	91	84	101	94	3,287	3,070	3,411	3,179	4,268	4,047	188	3,515	475	265	215
Other retail stores	685	126,088	12,638	5,658	5,179	5,484	5,080	5,652	5,204	240,872	233,194	233,689	227,227	242,792	235,444	1,475	43,475	4,523	3,041	2,385
Fuel, fuel oil dealers	139	(x)	(x)	(x)	(x)	(x)	(x)	(x)	(x)	(x)	(x)	(x)	(x)	(x)	(x)	219	(x)	(x)	(x)	(x)
Ice dealers	13	(x)	(x)	(x)	(x)	(x)	(x)	(x)	(x)	(x)	(x)	(x)	(x)	(x)	(x)	30	(x)	(x)	(x)	(x)
Feed, farm, garden supply stores	229	59,838	3,022	1,431	1,349	1,413	1,330	1,401	1,325	57,487	55,733	57,606	55,940	57,094	55,620	177	8,272	338	292	222
Jewelry stores	[illegible]	14,363	2,315	820	780	839	805	909	867	39,831	39,090	41,708	41,212	44,264	43,472	216	6,349	815	450	380
Book, stationery stores	22	3,416	601	264	208	258	210	270	210	11,885	10,145	11,808	10,248	12,256	10,488	52	1,692	200	151	109
Sporting goods stores, bicycle stores	15	1,847	175	69	63	70	66	87	81	3,201	3,110	3,398	3,347	3,803	3,724	54	1,693	139	68	59
Florists	24	2,320	495	214	199	201	189	207	193	9,644	9,477	9,285	9,117	9,436	9,278	165	3,834	561	358	264
Cigar stores and stands	19	1,380	184	101	95	96	90	87	78	3,318	3,252	3,461	3,406	2,914	2,809	25	577	54	41	38
News dealers, newsstands	25	2,095	170	169	114	166	114	165	111	3,300	3,082	3,421	3,226	3,312	3,109	93	2,156	142	144	105
Gift, novelty, souvenir stores	9	455	50	34	30	38	35	37	34	895	869	1,033	999	1,022	991	134	1,810	133	131	81
Music stores	21	2,909	474	161	133	171	145	175	159	7,420	7,299	7,968	7,875	8,980	8,895	60	1,644	160	110	89
All other retail stores	62	4,344	991	380	367	409	403	380	370	18,361	18,091	19,295	19,166	19,062	18,900	250	7,111	1,047	573	481

See footnotes at end of table.

Table 13D.—PAID EMPLOYEES AND WEEKLY PAY ROLL FOR SELECTED WORKWEEKS FOR LARGE STORES AND MULTIUNITS—STATE, BY KIND OF BUSINESS: 1948[1]—Continued

WASHINGTON

STORES, SALES, ANNUAL PAY ROLL, AND PAID EMPLOYEES AND WEEKLY PAY ROLL

[See text for explanatory material]

Kind of business	Large stores and multiunits: Stores (Number)	Sales, entire year (Thousand dollars)	Pay roll, entire year (Thousand dollars)	Paid employees, workweek ended nearest— March 15: Total (Number)	March 15: Full workweek (Number)	July 15: Total (Number)	July 15: Full workweek (Number)	Nov 15: Total (Number)	Nov 15: Full workweek (Number)	Pay roll, workweek ended nearest— March 15: Total (Dollars)	March 15: Full workweek (Dollars)	July 15: Total (Dollars)	July 15: Full workweek (Dollars)	Nov. 15: Total (Dollars)	Nov. 15: Full workweek (Dollars)	Small single-unit stores: Stores (Number)	Sales, entire year (Thousand dollars)	Pay roll, entire year (Thousand dollars)	Paid employees, workweek ended nearest Nov. 15: Total (Number)	Full workweek (Number)
State, total	6,799	1,650,689	199,293	71,486	60,174	72,824	62,340	76,887	63,680	3,548,467	3,297,684	3,788,788	3,539,602	3,952,152	3,653,538	18,332	570,617	48,359	28,801	21,153
Food group	1,603	357,910	23,755	9,117	6,939	9,122	7,241	9,165	7,042	437,180	398,663	458,366	420,297	457,135	417,195	4,616	157,568	5,525	3,599	2,357
Grocery stores, without fresh meat	245	34,308	1,890	777	601	822	652	848	640	35,785	32,314	37,057	33,262	37,450	33,131	2,019	57,478	1,025	780	458
Grocery stores, with fresh meat	1,059	282,944	16,613	6,474	4,736	6,393	4,941	6,364	4,747	302,632	272,071	317,369	288,138	313,427	283,041	1,617	68,855	1,690	1,145	732
Meat markets, fish markets	111	16,528	1,287	402	355	409	356	431	368	24,739	23,639	24,551	23,413	26,793	25,377	325	13,681	621	295	209
Fruit stores, vegetable markets	12	1,005	85	34	23	37	30	35	24	1,447	1,239	1,833	1,584	1,649	1,382	32	2,883	193	102	72
Candy, nut, confectionery stores	46	1,721	306	157	129	145	118	167	137	6,075	5,556	5,887	5,392	6,385	5,876	134	2,086	230	185	110
Dairy products stores, milk dealers	56	16,497	2,860	892	853	942	915	942	886	53,193	52,568	58,064	57,603	57,787	56,943	92	2,703	172	104	70
Bakery products stores	53	3,328	590	311	201	307	188	307	196	11,002	9,362	11,249	8,977	11,227	9,399	248	7,343	1,475	878	641
Egg, poultry dealers	9	(x)	(x)	(x)	(x)	(x)	(x)	(x)	(x)	(x)	(x)	(x)	(x)	(x)	(x)	15	(x)	(x)	(x)	(x)
All other food stores	12	(x)	(x)	(x)	(x)	(x)	(x)	(x)	(x)	(x)	(x)	(x)	(x)	(x)	(x)	84	(x)	(x)	(x)	(x)
Eating and drinking places	672	57,764	16,508	7,295	6,277	7,948	6,856	7,656	6,501	296,863	276,401	332,006	310,773	321,054	297,704	4,672	119,736	21,011	13,267	10,171
Eating places	460	46,946	14,383	6,462	5,550	7,088	6,099	6,807	5,749	258,059	239,944	281,806	262,829	279,976	258,751	2,822	67,586	14,288	9,843	7,534
Drinking places	212	10,818	2,125	833	727	860	757	849	752	38,804	36,457	50,200	47,944	41,078	38,953	1,850	52,150	6,723	3,424	2,637
General stores	47	10,199	897	381	336	384	333	382	333	15,832	14,957	16,632	15,570	16,661	15,669	66	2,800	89	66	46
General merchandise group	380	287,208	44,606	18,738	14,071	18,861	14,498	21,394	15,342	736,743	616,378	807,789	692,637	880,212	734,799	442	12,425	810	668	445
Department stores	56	214,278	35,100	13,922	10,590	13,909	10,778	15,503	11,320	571,173	470,213	629,920	534,725	681,154	562,613	...	...	...	...	...
Dry goods, general merchandise stores	171	45,193	5,002	2,132	1,727	2,332	1,809	2,595	1,972	88,784	83,176	96,555	87,714	103,399	95,320	164	5,513	302	203	157
Variety stores	153	27,737	4,504	2,684	1,754	2,620	1,911	3,296	2,050	76,786	62,989	81,314	70,138	95,659	76,866	278	6,912	508	465	288
Apparel group	553	89,752	12,679	4,726	3,828	4,676	3,892	5,167	4,127	227,825	204,948	236,441	217,385	260,325	238,444	944	28,698	2,276	1,327	949
Men's, boys' clothing, furnishings stores	138	24,474	3,156	939	810	935	834	1,049	886	53,574	51,559	55,718	54,848	61,231	58,389	207	8,359	507	241	170
Family clothing stores	46	8,343	1,214	430	367	427	382	458	396	21,050	20,048	23,594	22,878	26,636	25,493	60	2,278	164	124	83
Women's ready-to-wear stores	163	34,359	4,854	2,049	1,679	1,974	1,650	2,215	1,802	92,862	83,349	91,784	81,386	105,102	93,275	280	8,570	631	438	302
Millinery stores	32	1,026	240	120	86	93	81	112	84	3,877	3,310	3,358	3,081	3,923	3,390	26	321	43	34	26
Other apparel accessory, specialty stores	22	2,438	402	215	124	217	129	232	133	7,473	6,249	7,602	6,430	8,269	7,037	22	248	18	16	12
Shoe stores	124	16,343	2,236	765	579	814	629	847	596	39,074	35,965	44,402	41,119	42,262	38,294	118	4,532	319	171	117
Custom tailors	6	(x)	(x)	(x)	(x)	(x)	(x)	(x)	(x)	(x)	(x)	(x)	(x)	(x)	(x)	99	(x)	(x)	(x)	(x)
Furriers, fur shops	13	1,610	350	104	94	136	130	145	137	5,124	4,904	6,643	6,513	7,887	7,802	26	937	174	97	86
All other apparel stores	9	(x)	(x)	(x)	(x)	(x)	(x)	(x)	(x)	(x)	(x)	(x)	(x)	(x)	(x)	106	(x)	(x)	(x)	(x)
Furniture, furnishings, appliance group	422	79,734	12,603	3,968	3,803	4,048	3,893	4,141	3,930	224,303	221,114	236,513	233,086	244,360	239,381	757	24,344	2,124	1,339	846
Furniture stores	192	47,329	6,261	1,806	1,733	1,849	1,783	1,894	1,783	108,311	106,869	117,281	115,579	120,194	117,211	217	7,374	495	252	206
Floor covering, drapery stores	24	5,011	970	248	240	280	269	286	273	15,566	15,318	18,529	18,196	18,775	18,397	75	2,603	355	159	134
Other home furnishing stores	18	3,342	1,380	587	587	584	584	575	575	29,838	29,838	29,699	29,699	29,433	29,433	45	1,468	161	136	64
Household appliance stores	180	22,729	3,737	1,237	1,155	1,246	1,167	1,296	1,214	65,478	64,012	65,945	64,553	71,141	69,604	291	10,355	988	455	386
Radio stores	8	1,323	255	90	88	90	90	90	85	5,110	5,077	5,059	5,059	4,817	4,736	79	1,544	130	67	51
Automotive group	840	334,028	39,297	10,458	10,127	10,847	11,479	11,070	10,658	717,762	707,377	758,434	746,441	788,316	774,779	550	23,026	1,680	740	638
Motor vehicle (new and used) dealers	578	291,515	35,664	9,341	9,102	9,652	9,371	9,921	9,612	[illegible]	[illegible]	[illegible]	[illegible]	[illegible]	[illegible]	112	[illegible]	742	287	257
Motor vehicle (used) dealers	126	21,779	903	283	259	307	281	295	272	16,370	16,294	19,698	18,967	17,926	17,243	187	[illegible]	259	121	[illegible]
Tire, battery, accessory dealers	100	13,323	1,957	599	561	643	600	630	580	35,575	34,704	39,858	38,665	39,228	38,025	169	5,615	598	258	[illegible]
All other automotive dealers	36	7,411	773	235	205	245	227	224	194	14,375	13,398	15,120	14,746	13,145	12,492	82	2,739	175	74	[illegible]
Gasoline service stations	355	33,600	4,748	1,554	1,411	1,674	1,551	1,663	1,516	96,731	93,785	97,507	94,791	96,204	91,866	1,195	89,059	[illegible]	2,768	[illegible]
Lumber, building, hardware group	696	145,189	16,530	5,076	4,710	5,435	5,030	5,369	4,394	299,784	291,104	331,378	[illegible]	[illegible]	311,887	871	34,472	[illegible]	1,412	[illegible]
Lumber yards, building materials dealers	334	64,912	7,068	2,126	1,980	2,304	2,120	2,347	2,121	130,699	126,983	141,224	136,648	141,379	136,327	188	[illegible]	[illegible]	[illegible]	291
Plumbing, paint, electrical stores	74	10,315	2,307	653	601	730	684	721	661	39,972	38,673	45,658	44,475	47,273	45,042	232	7,597	1,250	461	377
Hardware stores	152	27,932	3,746	1,238	1,094	1,277	1,134	1,290	1,115	66,641	63,694	70,226	67,070	69,741	66,440	398	16,103	1,065	502	[illegible]
Farm equipment dealers	136	42,030	3,409	1,059	1,035	1,124	1,087	1,021	995	62,472	61,754	73,270	72,140	64,881	64,078	53	2,413	163	74	[illegible]
Drug and proprietary stores	249	40,497	6,042	2,460	1,928	2,486	2,036	2,529	2,014	110,592	100,202	117,126	107,943	118,198	108,080	598	[illegible]	2,183	[illegible]	[illegible]
Drug stores	236	39,784	5,949	2,415	1,892	2,439	1,999	2,483	1,978	107,429	97,238	113,543	104,597	115,357	105,436	504	[illegible]	1,991	[illegible]	[illegible]
Proprietary stores	13	713	93	45	36	47	37	46	36	3,163	2,964	3,583	3,346	2,841	2,644	94	2,738	[illegible]	129	[illegible]
Liquor stores	203	49,791	1,730	704	454	727	458	785	460	32,666	27,246	38,420	30,959	38,596	30,412	45	1,156	33	[illegible]	[illegible]
Second-hand stores	47	2,028	439	208	175	205	177	212	168	8,120	7,516	8,354	7,942	8,315	7,185	321	4,311	373	181	[illegible]
Other retail stores	732	162,989	19,459	6,751	6,115	6,411	5,896	7,354	6,695	354,066	343,293	350,462	340,795	399,412	386,137	1,855	46,834	4,161	2,333	[illegible]
Fuel, fuel oil dealers	194	50,092	6,237	1,872	1,731	1,667	1,554	1,982	1,844	119,819	116,082	111,119	108,051	135,358	131,236	214	7,468	690	477	292
Ice dealers	3	(x)	(x)	(x)	(x)	(x)	(x)	(x)	(x)	(x)	(x)	(x)	(x)	(x)	(x)	3	(x)	(x)	(x)	(x)
Feed, farm, garden supply stores	109	64,825	4,644	1,544	1,505	1,602	1,553	1,984	1,933	81,066	80,200	87,198	86,003	100,934	99,786	147	6,701	[illegible]	158	111
Jewelry stores	78	17,763	3,190	942	889	930	883	982	920	53,292	52,205	52,546	51,543	57,652	56,127	280	7,253	798	346	234
Book, stationery stores	38	9,478	1,891	1,049	976	919	919	1,072	999	35,904	33,644	34,785	33,352	38,138	35,176	[illegible]	[illegible]	280	157	[illegible]
Sporting goods stores, bicycle stores	35	7,075	728	230	196	228	202	247	205	12,938	12,331	13,450	12,659	14,216	13,236	222	4,768	217	134	
Florists	26	2,014	414	173	149	156	137	165	140	7,888	7,494	7,419	[illegible]	7,665	7,230	21	4,206	456	[illegible]	[illegible]
Cigar stores and stands	42	2,395	500	173	162	176	160	192	167	9,339	9,157	9,835	9,551	9,907	9,617	100	1,944	207	134	[illegible]
News dealers, newsstands	2	(x)	(x)	(x)	(x)	(x)	(x)	(x)	(x)	(x)	(x)	(x)	(x)	(x)	(x)	13	(x)	(x)	[illegible]	
Gift, novelty, souvenir stores	9	237	54	28	26	25	25	29	23	1,068	1,046	960	960	957	891	165	1,819	124	114	
Music stores	26	3,945	533	206	130	186	159	215	180	10,631	10,388	9,575	9,236	11,003	10,524	93	2,647	153	[illegible]	
All other retail stores	30	5,984	1,013	369	339	343	327	366	341	19,409	18,817	19,949	19,476	21,100	20,537	311	7,270	924	[illegible]	[illegible]

See footnotes at end of table.

Table 13D.—PAID EMPLOYEES AND WEEKLY PAY ROLL FOR SELECTED WORKWEEKS FOR LARGE STORES AND MULTIUNITS, STATE, BY KIND OF BUSINESS: 1948[1]—Continued

WEST VIRGINIA

STORES, SALES, ANNUAL PAY ROLL, AND PAID EMPLOYEES AND WEEKLY PAY ROLL

[See text for explanatory material]

Part 1. Large stores and multiunits: stores, sales, annual pay roll, and paid employees, workweek ended nearest

Kind of business	Stores (Number)	Sales, entire year (Thousand dollars)	Pay roll, entire year (Thousand dollars)	Paid employees, March 15, Total (Number)	Paid employees, March 15, Full workweek (Number)	Paid employees, July 15, Total (Number)	Paid employees, July 15, Full workweek (Number)	Paid employees, Nov 15, Total (Number)	Paid employees, Nov 15, Full workweek (Number)
State, total	[illegible]	[illegible]	[illegible]	43,011	[illegible]	44,901	39,145	46,456	40,240
Food group	[illegible]	[illegible]	13,103	[illegible]	[illegible]	[illegible]	[illegible]	[illegible]	[illegible]
Grocery stores, without fresh meat	[illegible]	13,981	1,306	421	357	437	370	455	379
Grocery stores, with fresh meat	[illegible]	[illegible]	9,293	4,612	3,892	4,548	3,961	4,699	4,019
Meat markets, fish markets	[illegible]	2,680	[illegible]	108	84	[illegible]	78	112	82
Fruit stores, vegetable markets	2	[illegible]	(x)	(x)	(x)	(x)	(x)	(x)	(x)
Candy, nut, confectionery stores	[illegible]	[illegible]	[illegible]	114	[illegible]	112	92	126	106
Dairy products stores, milk dealers	4	[illegible]	[illegible]	682	[illegible]	700	646	669	618
Bakery products stores	11	[illegible]	180	70	59	74	63	79	62
Egg, poultry dealers	[illegible]	(x)	(x)	(x)	(x)	(x)	(x)	(x)	(x)
All other food stores	7	3,190	727	226	221	219	218	223	220
Eating and drinking places	[illegible]	13,922	[illegible]	2,037	1,842	2,294	2,078	2,291	2,089
Eating places	[illegible]	12,195	2,779	1,909	1,725	2,161	1,959	2,153	1,969
Drinking places	[illegible]	1,727	205	128	117	133	119	138	120
General stores	[illegible]	77,191	7,296	3,055	2,883	3,216	2,990	3,242	3,029
General merchandise group	[illegible]	[illegible]	17,750	10,863	8,299	10,680	8,557	12,438	9,334
Department stores	[illegible]	[illegible]	9,206	4,775	3,940	4,729	4,062	5,528	4,504
Dry goods, general merchandise stores	[illegible]	[illegible]	3,370	1,707	1,377	1,742	1,421	1,935	1,491
Variety stores	[illegible]	[illegible]	5,174	4,381	2,982	4,209	3,074	4,975	3,339
Apparel group	403	73,019	8,383	4,247	3,458	4,302	3,625	4,535	3,655
Men's, boys' clothing, furnishings stores	85	17,797	1,335	854	732	918	811	917	752
Family clothing stores	[illegible]	13,043	1,387	755	661	725	640	815	697
Women's ready-to-wear stores	148	26,959	2,888	1,643	1,372	1,735	1,479	1,834	1,496
Millinery stores	[illegible]	377	41	65	41	41	35	49	37
Other apparel accessory, specialty stores	13	1,550	231	146	63	130	67	143	72
Shoe stores	102	10,708	1,197	650	463	614	467	614	451
Custom tailors	11	1,114	110	48	40	45	40	49	43
Furriers, fur shops	3	403	58	18	18	23	23	29	29
All other apparel stores	13	1,778	116	68	62	71	63	85	78
Furniture, furnishings, appliance group	371	57,527	5,648	3,219	3,074	3,360	3,208	3,379	3,218
Furniture stores	211	41,475	3,507	2,003	1,945	2,061	2,005	2,093	2,040
Floor covering, drapery stores	10	1,620	217	85	85	83	83	87	87
Other home furnishing stores	10	2,338	777	288	285	304	300	312	309
Household appliance stores	138	(x)	(x)	(x)	(x)	(x)	(x)	(x)	(x)
Radio stores	2	(x)	(x)	(x)	(x)	(x)	(x)	(x)	(x)
Automotive group	640	187,607	17,213	5,933	5,708	6,165	5,940	6,330	6,088
Motor vehicle (new and used) dealers	464	154,472	15,274	5,240	5,100	5,440	5,299	5,609	5,434
Motor vehicle (used) dealers	91	23,365	843	230	209	266	235	268	245
Tire, battery, accessory dealers	80	9,446	1,045	400	378	437	385	433	390
All other automotive dealers	5	1,724	57	23	21	22	21	20	19
Gasoline service stations	138	12,884	1,504	697	627	753	673	803	710
Lumber, building, hardware group	273	62,715	8,390	3,126	2,938	3,340	3,165	3,296	3,097
Lumber yards, building materials dealers	101	36,625	4,879	1,829	1,744	1,941	1,840	1,914	1,812
Plumbing, paint, electrical stores	52	4,510	475	339	308	350	336	349	333
Hardware stores	96	18,148	2,234	847	779	930	872	910	834
Farm equipment dealers	24	3,412	302	111	107	119	117	123	118
Drug and proprietary stores	138	18,514	2,717	1,373	1,260	1,418	1,324	1,414	1,298
Drug stores	107	15,671	2,390	1,189	1,091	1,227	1,146	1,222	1,121
Proprietary stores	31	2,843	327	184	169	191	178	192	177
Liquor stores	[illegible]	41,302	1,558	563	569	604	604	601	601
Second-hand stores	4	415	44	14	13	18	15	18	18
Other retail stores	300	36,562	4,007	1,661	1,488	1,636	1,530	1,722	1,609
Fuel, fuel oil dealers	9	1,303	133	62	62	59	58	60	60
Ice dealers	1	(x)	(x)	(x)	(x)	(x)	(x)	(x)	(x)
Feed, farm, garden supply stores	102	16,657	864	393	357	400	266	408	370
Jewelry stores	57	7,545	1,176	378	365	389	375	444	426
Book, stationery stores	12	2,378	451	195	191	192	188	209	206
Sporting goods stores, bicycle stores	7	922	101	33	30	35	31	31	29
Florists	25	1,899	365	244	159	183	164	180	159
Cigar stores and stands	13	772	51	21	20	29	27	33	29
News dealers, newsstands	20	923	118	80	65	76	66	74	65
Gift, novelty, souvenir stores	4	272	37	17	17	22	22	25	25
Music stores	18	2,169	362	135	123	134	119	139	125
All other retail stores	32	(x)	(x)	(x)	(x)	(x)	(x)	(x)	(x)

Part 2. Large stores and multiunits: pay roll, workweek ended nearest

Kind of business	March 15, Total (Dollars)	March 15, Full workweek (Dollars)	July 15, Total (Dollars)	July 15, Full workweek (Dollars)	Nov 15, Total (Dollars)	Nov 15, Full workweek (Dollars)
State, total	1,680,104	1,610,501	1,800,420	1,731,667	1,867,763	1,785,430
Food group	249,512	234,481	248,074	236,672	261,573	245,862
Grocery stores, without fresh meat	17,464	16,400	18,824	17,465	18,985	17,599
Grocery stores, with fresh meat	174,226	164,296	179,353	171,129	189,091	178,880
Meat markets, fish markets	4,187	3,941	3,984	3,740	4,292	3,429
Fruit stores, vegetable markets	(x)	(x)	(x)	(x)	(x)	(x)
Candy, nut, confectionery stores	2,320	2,709	2,957	2,737	3,325	3,095
Dairy products stores, milk dealers	33,180	31,438	26,269	25,253	27,511	24,455
Bakery products stores	3,152	3,024	3,477	3,374	3,650	3,409
Egg, poultry dealers	(x)	(x)	(x)	(x)	(x)	(x)
All other food stores	13,963	13,898	12,707	12,699	14,265	14,220
Eating and drinking places	55,597	51,748	59,886	55,680	63,100	59,139
Eating places	51,408	47,709	55,405	51,392	58,563	54,874
Drinking places	4,189	4,039	4,481	4,288	4,537	4,225
General stores	129,586	126,798	142,624	138,182	146,389	142,888
General merchandise group	297,065	271,126	325,803	301,613	350,320	318,864
Department stores	155,191	142,183	173,847	162,653	179,572	164,535
Dry goods, general merchandise stores	56,454	53,299	61,570	57,821	64,508	59,859
Variety stores	85,420	75,644	90,386	81,139	106,240	94,470
Apparel group	142,807	135,092	146,296	139,483	159,340	150,646
Men's, boys' clothing, furnishings stores	36,447	34,737	37,423	36,088	41,751	39,856
Family clothing stores	27,000	26,100	26,986	26,156	30,297	29,166
Women's ready-to-wear stores	48,579	46,189	51,199	48,744	55,373	52,173
Millinery stores	1,372	1,203	1,073	1,016	1,172	1,036
Other apparel accessory, specialty stores	4,052	3,117	3,933	3,062	4,163	3,259
Shoe stores	20,979	19,481	21,167	20,005	20,963	19,626
Custom tailors	1,788	1,721	1,630	1,591	1,935	1,890
Furriers, fur shops	767	767	1,076	1,076	1,484	1,484
All other apparel stores	1,823	1,777	1,809	1,745	2,202	2,156
Furniture, furnishings, appliance group	176,836	174,280	199,845	197,069	192,985	189,722
Furniture stores	120,311	119,194	128,187	127,015	129,961	128,838
Floor covering, drapery stores	4,065	4,065	4,021	4,021	4,055	4,055
Other home furnishing stores	14,572	14,549	[illegible]	[illegible]	15,936	[illegible]
Household appliance stores	(x)	(x)	(x)	(x)	(x)	(x)
Radio stores	(x)	(x)	(x)	(x)	(x)	(x)
Automotive group	300,758	296,216	320,158	314,508	331,404	325,107
Motor vehicle (new and used) dealers	266,269	262,673	283,284	279,392	295,955	290,904
Motor vehicle (used) dealers	14,323	13,779	14,388	13,401	13,458	12,847
Tire, battery, accessory dealers	18,950	18,559	21,414	20,647	21,050	20,419
All other automotive dealers	1,216	1,205	1,072	1,068	941	937
Gasoline service stations	28,025	26,675	31,236	29,612	32,723	31,028
Lumber, building, hardware group	151,061	147,289	171,695	167,041	169,359	165,006
Lumber yards, building materials dealers	90,805	88,872	99,148	96,578	98,833	96,547
Plumbing, paint, electrical stores	16,345	16,011	18,747	18,529	19,617	19,211
Hardware stores	37,897	36,454	47,494	45,635	44,754	43,188
Farm equipment dealers	6,014	5,952	6,314	6,299	6,155	6,060
Drug and proprietary stores	49,479	47,747	49,993	48,577	51,591	49,822
Drug stores	43,800	42,217	44,033	42,750	45,279	43,670
Proprietary stores	5,679	5,530	5,960	5,827	6,312	6,152
Liquor stores	29,470	[illegible]	[illegible]	[illegible]	[illegible]	31,399
Second-hand stores	717	687	868	788	1,008	1,008
Other retail stores	64,191	66,892	72,898	71,398	76,572	74,879
Fuel, fuel oil dealers	2,539	2,539	2,569	2,547	2,706	2,706
Ice dealers	(x)	(x)	(x)	(x)	(x)	(x)
Feed, farm, garden supply stores	15,631	15,088	16,229	15,823	17,268	16,674
Jewelry stores	19,861	19,665	20,898	20,711	22,732	22,456
Book, stationery stores	7,657	7,585	8,058	7,986	8,332	8,270
Sporting goods stores, bicycle stores	1,405	1,361	1,438	1,359	1,541	1,495
Florists	7,359	6,329	6,917	6,611	6,770	6,504
Cigar stores and stands	830	815	1,173	1,141	1,276	1,218
News dealers, newsstands	1,846	1,709	2,054	1,931	2,049	1,947
Gift, novelty, souvenir stores	545	545	718	718	824	824
Music stores	5,784	5,610	5,747	5,539	6,060	5,848
All other retail stores	(x)	(x)	(x)	(x)	(x)	(x)

Part 3. Small single unit stores

Kind of business	Stores (Number)	Sales, entire year (Thousand dollars)	Pay roll, entire year (Thousand dollars)	Paid employees, workweek ended nearest Nov. 15, Total (Number)	Paid employees, workweek ended nearest Nov. 15, Full workweek (Number)
State, total	[illegible]	[illegible]	24,472	[illegible]	[illegible]
Food group	[illegible]	[illegible]	[illegible]	[illegible]	[illegible]
Grocery stores, without fresh meat	2,778	[illegible]	446	[illegible]	355
Grocery stores, with fresh meat	3,181	44,234	[illegible]	[illegible]	[illegible]
Meat markets, fish markets	36	1,376	[illegible]	46	[illegible]
Fruit stores, vegetable markets	85	(x)	(x)	(x)	(x)
Candy, nut, confectionery stores	342	4,112	[illegible]	[illegible]	[illegible]
Dairy products stores, milk dealers	48	1,618	[illegible]	[illegible]	[illegible]
Bakery products stores	73	1,221	[illegible]	[illegible]	4
Egg, poultry dealers	18	(x)	(x)	(x)	(x)
All other food stores	25	484	[illegible]	[illegible]	
Eating and drinking places	4,240	[illegible]	7,118	[illegible]	[illegible]
Eating places	2,105	37,625	5,287	[illegible]	[illegible]
Drinking places	2,135	26,741	1,731	[illegible]	[illegible]
General stores	516	12,897	398	[illegible]	[illegible]
General merchandise group	428	12,493	544	558	[illegible]
Department stores	...	...	...	...	...
Dry goods, general merchandise stores	348	9,954	338	322	247
Variety stores	80	2,539	206	[illegible]	[illegible]
Apparel group	610	22,343	1,575	1,228	928
Men's, boys' clothing, furnishings stores	145	6,207	438	290	212
Family clothing stores	145	5,794	342	307	234
Women's ready-to-wear stores	152	5,682	414	371	295
Millinery stores	24	250	[illegible]	12	13
Other apparel accessory, specialty stores	13	225	11	13	[illegible]
Shoe stores	68	2,531	191	132	[illegible]
Custom tailors	15	222	14	[illegible]	8
Furriers, fur shops	4	145	19	5	4
All other apparel stores	44	1,287	120	79	[illegible]
Furniture, furnishings, appliance group	489	17,562	1,541	464	324
Furniture stores	179	7,288	570	337	[illegible]
Floor covering, drapery stores	28	976	123	71	[illegible]
Other home furnishing stores	43	828	104	[illegible]	55
Household appliance stores	209	(x)	(x)	(x)	(x)
Radio stores	30	(x)	(x)	(x)	(x)
Automotive group	334	13,579	1,198	751	[illegible]
Motor vehicle (new and used) dealers	96	5,756	566	317	271
Motor vehicle (used) dealers	92	3,426	180	124	105
Tire, battery, accessory dealers	123	3,611	391	268	207
All other automotive dealers	23	786	61	42	43
Gasoline service stations	2,300	50,255	2,841	2,290	1,903
Lumber, building, hardware group	406	14,404	1,567	929	762
Lumber yards, building materials dealers	57	1,943	284	215	152
Plumbing, paint, electrical stores	129	3,948	672	349	297
Hardware stores	202	7,611	562	328	284
Farm equipment dealers	18	902	49	37	29
Drug and proprietary stores	338	14,628	1,513	1,278	1,006
Drug stores	243	11,450	1,185	983	784
Proprietary stores	95	3,178	328	295	222
Liquor stores	4	145	22	16	15
Second-hand stores	117	1,190	105	79	63
Other retail stores	833	21,416	2,017	1,406	1,146
Fuel, fuel oil dealers	21	500	72	44	41
Ice dealers	9	(x)	(x)	(x)	(x)
Feed, farm, garden supply stores	117	4,664	160	137	96
Jewelry stores	181	4,981	560	327	289
Book, stationery stores	27	861	131	81	71
Sporting goods stores, bicycle stores	45	999	62	48	29
Florists	79	2,060	280	212	168
Cigar stores and stands	34	435	30	28	24
News dealers, newsstands	67	1,560	115	102	89
Gift, novelty, souvenir stores	77	925	53	68	47
Music stores	35	1,104	102	63	55
All other retail stores	141	(x)	(x)	(x)	(x)

See footnotes at end of table.

Table 13D.—PAID EMPLOYEES AND WEEKLY PAY ROLL FOR SELECTED WORKWEEKS FOR LARGE STORES AND MULTIUNITS—STATE, BY KIND OF BUSINESS: 1948 —Continued

WISCONSIN

STORES, SALES, ANNUAL PAY ROLL, AND PAID EMPLOYEES AND WEEKLY PAY ROLL

[See text for explanatory material]

Kind of business	Large stores and multiunits															Small single-unit stores				
	Stores	Sales, entire year	Pay roll, entire year	Paid employees, workweek ended nearest—						Pay roll, workweek ended nearest—						Stores	Sales, entire year	Pay roll, entire year	Paid employees, workweek ended nearest Nov. 15	
				March 15		July 15		Nov. 15		March 15		July 15		Nov. 15						
				Total	Full workweek	Total	Full workweek	Total	Full workweek	Total	Full workweek	Total	Full workweek	Total	Full workweek				Total	Full workweek
	(Number)	(Thousand dollars)	(Thousand dollars)	(Number)	(Number)	(Number)	(Number)	(Number)	(Number)	(Dollars)	(Dollars)	(Dollars)	(Dollars)	(Dollars)	(Dollars)	(Number)	(Thousand dollars)	(Thousand dollars)	(Number)	(Number)
State, total	9,804	2,165,028	233,692	100,567	79,651	103,200	84,694	109,[illegible]	[illegible]	4,128,31[illegible]	3,83[illegible],123	4,423,068	4,115,605	4,556,644	4,181,056	36,[illegible]	1,175,693	75,887	61,281	38,156
Food group	2,097	438,[illegible]1	32,[illegible]23	15,225	11,333	16,825	13,305	15,836	11,779	592,511	536,937	646,491	589,231	634,214	574,508	7,508	275,107	10,865	9,451	5,711
Grocery stores, without fresh meat	244	32,050	1,886	1,113	753	1,160	819	1,118	747	34,421	29,506	38,212	32,908	35,877	30,714	1,901	53,151	1,072	1,220	605
Grocery stores, with fresh meat	1,294	297,662	17,577	8,833	6,102	9,200	6,833	9,182	6,372	318,122	278,376	351,725	311,965	337,921	295,670	3,664	158,842	3,872	3,682	2,059
Meat markets, fish markets	187	31,732	2,204	931	714	949	731	979	744	40,074	36,777	41,506	38,131	43,181	39,597	533	24,166	302	[illegible]	415
Fruit stores, vegetable markets	16	3,896	331	167	78	224	125	175	79	4,813	4,098	7,513	5,956	5,189	3,981	64	2,751	124	137	55
Candy, nut, confectionery stores	97	6,225	698	424	307	402	287	421	292	13,509	12,085	12,[illegible]92	11,464	13,274	11,704	397	6,724	572	609	336
Dairy products stores, milk dealers	175	55,295	7,330	2,911	2,679	4,011	3,782	3,041	2,795	145,061	141,931	156,784	153,004	157,498	154,050	213	8,533	786	527	389
Bakery products stores	59	4,861	776	434	308	441	308	502	349	13,338	11,716	13,985	12,279	16,575	14,315	617	17,893	3,353	2,533	1,774
Egg, poultry dealers	8	1,578	52	29	28	28	27	28	26	1,012	1,001	1,105	1,093	1,007	984	16	714	17	16	9
All other food stores	17	5,562	1,169	383	364	410	393	390	375	22,161	21,847	22,669	22,431	23,702	23,493	103	2,333	167	131	69
Eating and drinking places	668	50,705	11,838	6,999	5,123	7,253	5,680	7,343	5,302	221,159	193,277	232,480	209,839	233,649	202,768	14,798	283,338	29,1[illegible]	27,736	16,0[illegible]
Eating places	360	32,724	8,073	4,738	3,714	5,509	4,348	5,070	3,878	147,858	133,742	169,069	152,856	159,564	142,687	3,073	70,769	11,410	11,543	8,020
Drinking places	308	17,981	3,765	2,261	1,409	1,744	1,332	2,273	1,424	73,301	59,535	63,411	57,043	74,085	60,081	11,725	212,569	17,692	16,193	8,040
General stores	136	32,554	2,593	1,372	1,174	1,405	1,207	1,430	1,206	48,989	46,604	50,298	47,469	52,534	49,834	384	15,559	468	423	297
General merchandise group	495	342,173	49,273	26,636	18,076	26,054	18,881	30,953	19,976	844,855	740,271	902,385	788,623	970,813	819,954	424	15,723	993	936	588
Department stores	80	238,673	36,801	17,617	12,448	17,644	13,224	20,551	13,974	619,560	550,417	666,766	589,744	712,537	611,932	...	...	...	...	...
Dry goods, general merchandise stores	194	57,735	5,942	3,110	2,314	3,144	2,344	4,713	2,427	103,060	92,763	107,465	97,431	119,111	100,[illegible]	222	8,947	453	368	230
Variety stores	221	45,765	6,530	5,909	3,314	5,266	3,313	6,689	3,575	122,235	97,[illegible]	126,154	101,448	139,165	107,752	136	6,776	540	618	358
Apparel group	869	144,304	19,172	8,858	6,692	8,528	6,769	9,569	7,113	324,918	294,874	329,245	300,918	360,630	324,428	1,684	51,591	3,378	2,731	1,725
Men's, boys' clothing, furnishings stores	196	35,079	4,873	1,761	1,447	1,644	1,465	1,795	1,436	81,646	76,897	82,647	78,4[illegible]	84,567	79,[illegible]	359	14,623	824	521	329
Family clothing stores	84	15,949	1,935	874	703	836	688	968	745	32,363	30,104	33,562	31,043	38,421	34,728	106	3,969	296	216	132
Women's ready-to-wear stores	264	61,583	7,472	4,292	3,230	4,117	3,228	4,785	3,549	133,259	118,310	132,472	114,250	154,359	135,702	349	11,295	742	692	391
Millinery stores	36	962	201	164	98	105	77	146	99	3,869	3,156	2,801	2,466	4,012	3,329	103	1,328	149	137	84
Other apparel accessory, specialty stores	58	2,741	425	229	119	250	149	240	127	8,547	6,839	9,218	7,561	8,348	6,624	76	1,460	112	92	56
Shoe stores	174	22,303	2,719	1,203	803	1,153	839	1,235	820	48,114	43,117	49,647	45,041	50,316	45,292	410	12,293	844	507	30[illegible]
Custom tailors	4	(x)	(x)	(x)	(x)	(x)	(x)	(x)	(x)	(x)	(x)	(x)	(x)	(x)	(x)	89	(x)	(x)	(x)	(x)
Furriers, fur shops	37	4,409	839	263	234	300	262	316	269	13,347	12,906	13,858	13,146	16,233	15,519	61	2,473	406	224	186
All other apparel stores	16	(x)	(x)	(x)	(x)	(x)	(x)	(x)	(x)	(x)	(x)	(x)	(x)	(x)	(x)	131	(x)	(x)	(x)	(x)
Furniture, furnishings, appliance group	609	95,138	14,399	5,127	4,453	5,249	4,592	5,284	4,585	256,560	246,965	277,658	268,133	276,015	265,512	1,339	45,004	1,701	2,158	1,[illegible]
Furniture stores	237	48,453	6,750	2,044	1,921	2,147	2,002	2,187	2,015	117,644	114,552	122,642	120,255	127,669	124,077	335	14,488	1,052	612	[illegible]
Floor covering, drapery stores	71	5,365	949	276	259	277	260	280	265	15,798	15,411	16,544	15,949	17,562	17,039	123	4,156	464	271	224
Other home furnishing stores	19	3,152	1,148	493	487	518	511	523	513	21,976	21,902	23,422	23,303	23,999	23,876	127	2,223	341	171	136
Household appliance stores	304	35,213	5,241	2,133	1,683	2,179	1,710	2,160	1,682	94,497	88,899	107,961	101,347	99,742	93,317	636	21,220	1,644	976	755
Radio stores	19	2,955	311	131	109	128	109	134	110	6,645	6,221	7,089	6,679	7,043	6,584	118	2,857	200	128	93
Automotive group	1,474	451,704	43,229	12,968	12,373	13,548	12,861	13,972	13,192	768,555	756,116	826,133	807,809	859,294	837,500	867	38,115	2,791	1,470	1,277
Motor vehicle (new and used) dealers	1,194	389,296	38,462	11,507	11,063	11,978	11,466	12,449	11,857	683,627	673,590	731,178	716,263	769,065	750,956	347	20,907	1,678	944	781
Motor vehicle (used) dealers	145	38,272	1,582	415	378	478	430	469	413	27,290	26,619	31,945	30,929	29,862	28,625	145	5,373	224	140	10[illegible]
Tire, battery, accessory dealers	101	16,790	2,599	870	780	888	789	880	778	46,678	45,334	50,741	48,836	49,202	47,462	267	8,286	717	386	[illegible]
All other automotive dealers	34	7,346	586	176	152	204	176	174	144	10,960	10,523	12,263	11,781	11,165	10,[illegible]	108	2,94[illegible]	172	1[illegible]	[illegible]
Gasoline service stations	431	34,428	3,746	1,493	1,247	1,619	1,336	1,605	1,319	64,392	60,300	68,571	63,677	68,303	63,766	4,129	117,727	5,744	4,4[illegible]	2,[illegible]
Lumber, building, hardware group	1,526	238,787	32,114	11,273	10,319	12,108	11,075	12,124	10,940	538,481	521,272	618,009	595,361	610,982	586,094	2,094	3[illegible]	6,880	4,[illegible]	[illegible],114
Lumber yards, building materials dealers	673	149,633	16,122	7,404	7,034	7,742	5,293	5,716	5,267	266,483	258,931	300,045	289,253	298,967	289,392	186	1[illegible],132	[illegible]	518	[illegible]
Plumbing, paint, electrical stores	166	20,591	4,228	1,367	1,219	1,482	1,421	1,458	1,337	68,480	66,321	89,578	86,316	82,459	78,590	503	16,503	1,089	1,115	91
Hardware stores	287	52,829	6,998	2,651	2,312	2,872	2,472	2,955	2,451	117,116	111,775	133,142	125,237	134,166	125,369	936	38,357	2,549	1,562	1,[illegible]
Farm equipment dealers	400	65,734	4,760	1,851	1,754	2,012	1,889	1,995	1,885	86,396	84,265	95,244	92,555	95,390	92,743	469	25,087	1,302	805	[illegible]
Drug and proprietary stores	265	39,858	5,389	2,937	1,985	3,070	2,175	3,041	2,113	97,082	87,285	106,653	91,405	103,233	88,769	926	4[illegible],737	[illegible],477	2,834	1,[illegible]
Drug stores	253	38,280	5,118	2,759	1,876	2,870	2,033	2,907	1,999	92,903	79,968	102,085	87,598	98,982	85,450	825	39,4[illegible]	3,258	2,6[illegible]	1,[illegible]
Proprietary stores	12	1,578	271	178	109	200	142	134	114	4,179	3,317	4,568	3,807	4,251	3,319	98	[illegible]	219	21[illegible]	1[illegible]
Liquor stores	69	7,857	446	193	151	196	152	139	153	9,179	8,527	9,070	8,441	9,450	8,703	406	15,24[illegible]	574	[illegible]	[illegible]
Second-hand stores	12	535	84	30	27	30	25	36	32	1,508	1,437	1,511	1,286	1,631	1,520	253	2,[illegible]	25[illegible]	147	[illegible]
Other retail stores	1,153	238,124	19,186	7,456	6,687	7,316	6,636	7,093	6,958	360,227	347,418	355,564	342,353	375,336	357,707	2,334	82,772	7,155	4,[illegible]	3,[illegible]
Fuel, fuel oil dealers	134	66,369	5,272	2,012	1,907	1,937	1,861	1,924	1,840	112,173	109,968	103,672	102,326	104,642	103,202	319	[illegible]	1,1[illegible]	6[illegible]	[illegible]
Ice dealers	5	(x)	(x)	(x)	(x)	(x)	(x)	(x)	(x)	(x)	(x)	(x)	(x)	(x)	(x)	72	(x)	(x)	(x)	(x)
Feed, farm, garden supply stores	612	128,907	6,476	2,926	2,749	2,820	2,655	2,858	2,692	133,671	130,148	131,869	128,168	135,169	131,559	329	16,042	922	471	2[illegible]
Jewelry stores	84	10,165	2,133	621	559	649	593	688	619	35,813	34,595	38,328	37,053	40,107	38,708	457	13,[illegible]	1,237	693	544
Book, stationery stores	24	5,388	831	377	300	343	286	375	300	15,656	14,630	15,682	14,593	16,329	15,058	73	1,910	188	1[illegible]	[illegible]
Sporting goods stores, bicycle stores	31	3,992	383	138	124	138	127	140	131	6,640	6,410	7,042	6,756	7,369	7,205	282	[illegible]	357	2[illegible]	[illegible]
Florists	14	1,153	257	98	76	92	82	93	83	4,482	4,141	4,521	4,366	4,639	4,456	247	[illegible]	799	5[illegible]	[illegible]
Cigar stores and stands	39	4,098	350	167	128	162	123	166	123	7,149	6,539	6,398	5,775	6,417	5,782	124	[illegible]	173	14[illegible]	[illegible]
News dealers, newsstands	7	793	132	119	54	114	55	121	49	1,859	1,551	1,334	1,679	1,809	1,417	47	1,2[illegible]	[illegible]	[illegible]	[illegible]
Gift, novelty, souvenir stores	17	(x)	(x)	(x)	(x)	(x)	(x)	(x)	(x)	(x)	(x)	(x)	(x)	(x)	(x)	263	(x)	(x)	[illegible]	[illegible]
Music stores	32	4,668	714	263	208	270	218	262	208	13,305	12,248	12,40[illegible]	11,5[illegible]1	13,570	12,626	127	[illegible]	[illegible]	[illegible]	[illegible]
All other retail stores	102	7,786	1,173	446	387	443	396	465	398	20,255	19,354	21,386	20,397	21,550	20,477	567	12,595	1,[illegible]	[illegible]	[illegible]

See footnotes at end of table.

Table 13D.—PAID EMPLOYEES AND WEEKLY PAY ROLL FOR SELECTED WORKWEEKS FOR LARGE STORES AND MULTIUNITS: STATE, BY KIND OF BUSINESS: 1948[1]—Continued

WYOMING

STORES, SALES, ANNUAL PAY ROLL, AND PAID EMPLOYEES AND WEEKLY PAY ROLL

(See text for explanatory material)

Kind of business	Large stores and multiunits: Stores (Number)	Sales, entire year (Thousand dollars)	Pay roll, entire year (Thousand dollars)	Paid employees, workweek ended nearest March 15: Total (Number)	March 15: Full workweek (Number)	July 15: Total (Number)	July 15: Full workweek (Number)	Nov 15: Total (Number)	Nov 15: Full workweek (Number)	Pay roll, workweek ended nearest March 15: Total (Dollars)	March 15: Full workweek (Dollars)	July 15: Total (Dollars)	July 15: Full workweek (Dollars)	Nov 15: Total (Dollars)	Nov 15: Full workweek (Dollars)	Small single unit stores: Stores (Number)	Sales, entire year (Thousand dollars)	Pay roll, entire year (Thousand dollars)	Paid employees workweek ended nearest Nov 15: Total (Number)	Full workweek (Number)
State, total	[illegible]	[illegible]	[illegible]	[illegible]	[illegible]	[illegible]	[illegible]	9,313	7,940	[illegible]	[illegible]	462,417	441,753	453,782	[illegible]	[illegible]	[illegible]	[illegible]	[illegible]	[illegible]
Food group	[illegible]	[illegible]	2,694	1,179	903	1,220	1,307	1,194	927	47,536	43,982	51,298	48,072	50,081	46,012	477	[illegible]	[illegible]	[illegible]	[illegible]
Grocery stores, without fresh meat	[illegible]	[illegible]	110	60	54	71	[illegible]	59	52	2,572	2,513	3,024	2,970	2,704	2,632	113	[illegible]	[illegible]	[illegible]	
Grocery stores, with fresh meat	15	[illegible]	2,321	[illegible]	791	1,027	[illegible]	1,018	769	39,757	36,457	42,691	39,644	41,444	37,598	266	[illegible]	[illegible]	[illegible]	
Meat markets, fish markets	[illegible]	[illegible]	72	31	31	36	[illegible]	[illegible]	33	1,544	1,544	1,804	1,704	1,758	1,758	[illegible]	[illegible]	[illegible]	[illegible]	
Fruit stores, vegetable markets	...	...	...	...	...	...	...	...	...	...	...	...	...	...	...	4	[illegible]		4	
Candy, nut, confectionery stores	2	(x)	(x)	(x)	(x)	(x)	(x)	(x)	(x)	(x)	(x)	(x)	(x)	(x)	(x)	36	[illegible]	[illegible]	[illegible]	[illegible]
Dairy products stores, milk dealers	[illegible]	[illegible]	154	[illegible]	56	65	[illegible]	62	57	3,142	3,017	3,075	2,491	3,372	3,296	20	[illegible]	[illegible]	[illegible]	[illegible]
Bakery products stores	3	(x)	(x)	(x)	(x)	(x)	(x)	(x)	(x)	(x)	(x)	(x)	(x)	(x)	(x)	24	(x)	(x)	(x)	(x)
Egg, poultry dealers	...	...	...	...	...	...	...	...	...	...	...	...	...	...	...	4	(x)	(x)	(x)	(x)
All other food stores	...	...	...	...	...	...	...	...	...	...	...	...	...	...	...	3	(x)	(x)	(x)	(x)
Eating and drinking places	112	10,581	2,293	938	811	1,493	1,339	1,065	911	38,021	35,851	60,931	58,291	44,194	41,559	[illegible]	19,447	[illegible]	4,185	[illegible]
Eating places	[illegible]	[illegible]	[illegible]	745	651	1,234	1,120	793	689	28,399	26,799	47,164	45,114	30,522	28,562	411	[illegible]	1,423	[illegible]	[illegible]
Drinking places	[illegible]	[illegible]	[illegible]	[illegible]	160	259	219	272	222	9,622	[illegible]	13,767	13,177	13,672	12,097	279	[illegible]	[illegible]	[illegible]	[illegible]
General stores	[illegible]	[illegible]	674	283	242	342	309	285	252	12,059	10,753	13,532	12,100	12,481	11,223	11	[illegible]	[illegible]	7	
General merchandise group	75	[illegible]	2,517	1,179	881	1,436	1,203	1,378	1,007	40,895	37,372	52,238	48,945	49,273	44,776	38	1,439	[illegible]	100	
Department stores	6	6,442	741	331	264	344	286	388	293	11,578	10,827	12,936	12,118	14,313	13,218	...	...	...	...	...
Dry goods, general merchandise stores	[illegible]	[illegible]	1,058	465	387	481	420	546	454	18,974	18,218	21,393	20,534	22,841	21,766	13	[illegible]	30	21	
Variety stores	[illegible]	[illegible]	718	383	229	[illegible]	[illegible]	444	260	10,343	8,327	17,409	16,293	12,119	[illegible]	25	844	[illegible]	[illegible]	4
Apparel group	74	9,462	931	490	338	426	377	532	476	14,515	13,867	16,784	16,136	22,901	22,284	154	5,568	325	221	[illegible]
Men's, boys' clothing, furnishings stores	14	2,205	185	59	46	67	57	66	55	2,752	2,470	3,296	3,104	3,246	3,059	35	[illegible]	91	48	[illegible]
Family clothing stores	32	(x)	(x)	(x)	(x)	(x)	(x)	(x)	(x)	(x)	(x)	(x)	(x)	(x)	(x)	13	(x)	(x)	(x)	(x)
Women's ready-to-wear stores	26	2,650	271	138	133	139	137	147	144	4,817	4,773	4,910	4,876	5,127	5,083	45	1,433	94	79	[illegible]
Millinery stores	...	...	...	...	...	...	...	...	...	...	...	...	...	...	...	3	55	3	2	
Other apparel accessory, specialty stores	1	(x)	(x)	(x)	(x)	(x)	(x)	(x)	(x)	(x)	(x)	(x)	(x)	(x)	(x)	4	(x)	(x)	(x)	(x)
Shoe stores	[illegible]	607	72	23	22	24	22	27	26	1,285	1,260	1,511	1,476	1,607	1,602	20	48	65	35	24
Custom tailors	1	(x)	(x)	(x)	(x)	(x)	(x)	(x)	(x)	(x)	(x)	(x)	(x)	(x)	(x)	7	(x)	(x)	(x)	(x)
Furriers, fur shops	1	(x)	(x)	(x)	(x)	(x)	(x)	(x)	(x)	(x)	(x)	(x)	(x)	(x)	(x)	3	(x)	(x)	(x)	(x)
All other apparel stores	...	...	...	...	...	...	...	...	...	...	...	...	...	...	...	24	611	35	24	[illegible]
Furniture, furnishings, appliance group	91	10,182	1,149	398	333	422	362	475	399	19,680	18,595	20,941	19,775	26,087	24,433	99	3,698	304	143	[illegible]
Furniture stores	37	5,582	529	175	159	185	171	205	185	9,166	8,892	9,115	8,897	10,985	10,613	30	1,392	70	44	[illegible]
Floor covering, drapery stores	1	(x)	(x)	(x)	(x)	(x)	(x)	(x)	(x)	(x)	(x)	(x)	(x)	(x)	(x)	3	(x)	(x)	(x)	(x)
Other home furnishing stores	2	(x)	(x)	(x)	(x)	(x)	(x)	(x)	(x)	(x)	(x)	(x)	(x)	(x)	(x)	3	(x)	(x)	(x)	(x)
Household appliance stores	49	[illegible]	574	199	157	211	168	245	191	9,854	9,150	10,876	9,987	14,071	12,820	52	1,787	188	78	[illegible]
Radio stores	2	(x)	(x)	(x)	(x)	(x)	(x)	(x)	(x)	(x)	(x)	(x)	(x)	(x)	(x)	11	(x)	(x)	(x)	(x)
Automotive group	226	[illegible]	5,517	1,839	1,786	1,958	1,904	1,939	1,875	109,583	108,256	129,759	128,306	127,551	125,932	113	4,614	405	196	[illegible]
Motor vehicle (new and used) dealers	194	52,406	5,203	1,734	1,689	1,850	1,802	1,843	1,787	104,194	102,991	123,463	122,078	121,577	120,226	43	2,451	195	112	[illegible]
Motor vehicle (used) dealers	19	[illegible]	174	45	43	58	58	52	50	2,227	2,185	3,811	3,811	3,511	3,494	19	791	38	18	17
Tire, battery, accessory dealers	[illegible]	913	95	33	27	44	38	38	33	1,564	1,482	[illegible]	1,883	1,787	1,736	40	1,084	141	47	[illegible]
All other automotive dealers	4	609	45	27	27	[illegible]	[illegible]	[illegible]	5	1,598	1,598	534	534	676	476	11	288	31	19	[illegible]
Gasoline service stations	122	11,553	951	403	350	480	429	466	404	17,935	16,994	21,096	20,112	21,774	20,698	513	16,455	867	595	[illegible]
Lumber, building, hardware group	165	[illegible]	3,073	947	824	1,113	957	1,078	928	50,748	47,549	61,824	58,270	62,001	58,307	139	6,375	540	262	[illegible]
Lumber yards, building materials dealers	81	17,462	1,770	516	431	634	532	591	496	28,496	26,046	35,360	32,938	34,581	31,945	17	757	63	31	[illegible]
Plumbing, paint, electrical stores	14	[illegible]	326	81	71	101	94	104	86	4,862	4,599	6,239	6,078	6,247	5,929	53	1,869	286	122	[illegible]
Hardware stores	32	4,332	395	162	141	175	139	183	152	7,082	6,702	7,641	6,930	8,304	7,769	48	2,517	149	85	[illegible]
Farm equipment dealers	38	6,687	582	188	181	203	192	200	194	10,308	10,202	12,584	12,324	12,869	12,764	21	932	42	24	18
Drug and proprietary stores	47	6,411	784	384	324	427	365	487	404	13,211	12,382	15,011	13,946	17,059	15,782	64	3,210	260	208	[illegible]
Drug stores	46	(x)	(x)	(x)	(x)	(x)	(x)	(x)	(x)	(x)	(x)	(x)	(x)	(x)	(x)	42	(x)	(x)	(x)	(x)
Proprietary stores	1	(x)	(x)	(x)	(x)	(x)	(x)	(x)	(x)	(x)	(x)	(x)	(x)	(x)	(x)	22	(x)	(x)	(x)	(x)
Liquor stores	17	2,112	125	50	39	48	37	46	35	2,369	2,187	2,365	2,156	2,402	2,155	33	1,801	121	51	47
Second-hand stores	2	(x)	(x)	(x)	(x)	(x)	(x)	(x)	(x)	(x)	(x)	(x)	(x)	(x)	(x)	39	(x)	(x)	(x)	(x)
Other retail stores	83	(x)	(x)	(x)	(x)	(x)	(x)	(x)	(x)	(x)	(x)	(x)	(x)	(x)	(x)	276	(x)	(x)	(x)	(x)
Fuel, fuel oil dealers	12	1,453	229	76	66	66	56	80	69	5,101	4,853	3,841	3,654	5,515	5,107	9	442	42	20	18
Ice dealers	...	...	...	...	...	...	...	...	...	...	...	...	...	...	...	4	27	4	4	4
Feed, farm, garden supply stores	25	6,202	247	86	82	85	80	90	85	4,119	4,067	3,812	3,728	4,369	4,285	19	944	49	26	20
Jewelry stores	13	950	77	37	35	38	36	39	37	1,821	1,794	1,920	1,893	1,945	1,918	51	1,506	124	67	58
Book, stationery stores	3	582	82	41	31	44	35	48	37	1,562	1,129	1,867	1,281	1,835	1,348	10	379	28	18	12
Sporting goods stores, bicycle stores	6	717	81	26	25	31	31	30	28	1,386	1,366	1,828	1,828	1,529	1,508	27	678	30	10	10
Florists	1	(x)	(x)	(x)	(x)	(x)	(x)	(x)	(x)	(x)	(x)	(x)	(x)	(x)	(x)	30	(x)	(x)	(x)	(x)
Cigar stores and stands	11	466	65	40	27	40	29	39	29	1,206	1,094	1,259	1,184	1,250	1,203	18	455	61	32	27
News dealers, newsstands	...	...	...	...	...	...	...	...	...	...	...	...	...	...	...	8	239	13	13	7
Gift, novelty, souvenir stores	5	258	29	9	8	34	34	7	7	261	252	942	942	243	243	31	495	30	25	21
Music stores	4	362	55	21	20	24	24	27	25	811	799	972	972	1,109	1,077	12	591	36	27	23
All other retail stores	3	93	5	7	3	6	3	5	3	99	80	99	79	83	73	57	1,303	136	88	80

x Withheld to avoid disclosure.
z Less than $500.
1 Does not include data for the operations of warehouses, administrative offices, and other auxiliary units.

TRUCKS

CONTENTS

Table — Page

14A Retail Trade--Trucks and Truck-Tractors Operated, December 1948--United States, by Kind of Business 14.03

14B Retail Trade--Trucks and Truck-Tractors Operated, December 1948--Geographic Division, by Kind of Business 14.04

	Page		Page		Page
New England	14.04	West North Central	14.06	West South Central	14.08
Middle Atlantic	14.04	South Atlantic	14.06	Mountain	14.08
East North Central	14.05	East South Central	14.07	Pacific	14.09

14C Retail Trade--Trucks and Truck-Tractors Operated, December 1948, by Large Stores and Multiunits, and Small-Store Sample--Geographic Division, by Kind of Business 14.10

	Page		Page		Page
New England	14.10	West North Central	14.16	West South Central	14.22
Middle Atlantic	14.12	South Atlantic	14.18	Mountain	14.24
East North Central	14.14	East South Central	14.20	Pacific	14.26

14D Retail Trade--Trucks and Truck-Tractors Operated, December 1948, by Large Stores and Multiunits--State, by Kind of Business 14.28

	Page		Page		Page
Alabama	14.28	Maine	14.39	Ohio	14.50
Arizona	14.28	Maryland	14.40	Oklahoma	14.50
Arkansas	14.29	Massachusetts	14.40	Oregon	14.51
California	14.30	Michigan	14.41	Pennsylvania	14.52
Colorado	14.30	Minnesota	14.42	Rhode Island	14.52
Connecticut	14.31	Mississippi	14.42	South Carolina	14.53
Delaware	14.32	Missouri	14.43	South Dakota	14.54
District of Columbia	14.32	Montana	14.44	Tennessee	14.54
Florida	14.33	Nebraska	14.44	Texas	14.55
Georgia	14.34	Nevada	14.45	Utah	14.56
Idaho	14.34	New Hampshire	14.46	Vermont	14.56
Illinois	14.35	New Jersey	14.46	Virginia	14.57
Indiana	14.36	New Mexico	14.47	Washington	14.58
Iowa	14.36	New York	14.48	West Virginia	14.58
Kansas	14.37	North Carolina	14.48	Wisconsin	14.59
Kentucky	14.38	North Dakota	14.49	Wyoming	14.60
Louisiana	14.38				

14E Trucks, Truck-Tractors, and Trailers Operated by Warehouses, Administrative Offices, and Auxiliary Units of Retail Multiunit Organizations, December 1948--United States, by Kind of Business 14.61

14F Trucks, Truck-Tractors, and Trailers Operated by Warehouses, Administrative Offices, and Auxiliary Units of Retail Multiunit Organizations, December 1948--Geographic Division and State 14.62

P. O. -- 45 - R - FO

Table 14A.—RETAIL TRADE—TRUCKS AND TRUCK-TRACTORS OPERATED, DECEMBER 1948—UNITED STATES, BY KIND OF BUSINESS

[Data based on sample. See text for description of sample and other explanatory materials]

Kind of business	Stores reporting data on trucks and truck-tractors										Stores not reporting data on trucks or truck-tractors	
	Total		Stores not operating trucks or truck-tractors		Stores operating trucks and truck-tractors							
							Number of trucks and truck-tractors					
							Total	Manufacturers' rated capacity				
	Stores (Number)	Sales, entire year (Thousand dollars)	Number	Sales, entire year (Thousand dollars)	Number	Sales, entire year (Thousand dollars)		Under 1½ tons	1½ tons	Over 1½ tons	Number	Sales, entire year (Thousand dollars)
UNITED STATES												
Total	1,410,138	111,286,269	1,094,779	63,484,786	315,359	47,801,483	579,348	352,364	153,055	73,929	359,862	20,933,323
Warehouses, administrative offices, auxiliary units	...	...	...	...	...	...	9,540	1,597	1,780	6,163	...	...
Stores	1,410,138	111,286,269	1,094,779	63,484,786	315,359	47,801,483	569,808	350,767	151,275	67,766	359,862	20,933,323
Stores												
Food group, total	407,177	24,290,388	320,413	15,946,713	86,764	8,343,675	146,850	117,411	23,515	5,924	97,238	7,014,897
Grocery stores	304,745	18,931,291	242,305	13,423,658	62,440	5,507,633	70,476	61,627	7,234	1,615	73,195	6,095,193
Meat markets, fish markets	23,324	1,444,673	17,134	912,541	6,190	532,132	7,564	6,582	807	175	6,139	341,806
Milk dealers	5,414	1,503,112	343	40,434	5,071	1,462,678	42,009	27,133	11,713	3,163	520	78,488
Bakery products stores	16,033	616,519	12,541	433,083	3,492	183,436	5,705	5,289	380	36	4,104	133,013
Other food stores	57,661	1,794,793	48,090	1,136,997	9,571	657,796	21,096	16,780	3,381	935	13,280	366,397
Eating and drinking places	252,155	8,304,177	247,317	7,871,968	4,838	432,209	7,911	5,986	1,706	219	94,492	2,775,325
General stores	19,024	1,111,706	12,617	495,234	6,407	616,472	8,274	5,444	2,464	366	2,543	120,941
General merchandise group, total	45,072	15,269,091	40,259	8,521,650	4,813	6,747,441	12,577	8,265	2,804	1,508	7,482	713,978
Department stores	2,485	10,310,825	1,380	4,165,926	1,105	6,144,899	7,538	4,729	1,560	1,249	95	333,922
General merchandise, variety stores	42,587	4,958,266	38,879	4,355,724	3,708	602,542	5,039	3,536	1,244	259	7,387	380,056
Apparel group	95,260	8,488,149	93,723	7,863,168	1,537	624,981	2,016	1,786	190	40	20,417	1,417,345
Furniture, furnishings, appliance group, total	71,345	6,219,212	32,281	1,865,581	39,064	4,353,631	62,818	49,163	11,221	2,434	14,225	779,662
Furniture stores	25,146	3,149,410	7,805	597,480	17,341	2,551,930	28,861	19,658	7,592	1,611	3,881	322,651
Floor covering stores	4,068	327,416	1,433	70,667	2,635	256,749	4,154	3,680	396	78	739	48,500
Other home furnishing stores	11,656	493,027	8,838	347,340	2,818	145,687	3,675	3,054	541	80	3,164	92,033
Household appliance stores	25,339	1,913,379	11,051	674,966	14,288	1,238,413	23,642	20,459	2,535	648	4,360	254,662
Radio stores	5,136	335,980	3,154	175,128	1,982	160,852	2,486	2,312	157	17	2,081	61,816
Automotive group, total	70,300	16,915,805	39,405	6,560,001	30,895	10,355,804	50,200	33,706	12,259	4,235	15,900	3,257,978
Motor vehicle (new and used) dealers	36,520	13,462,644	15,628	4,244,715	20,892	9,217,929	35,280	21,797	9,888	3,595	7,516	2,523,242
Motor vehicle (used) dealers	13,403	1,960,126	11,784	1,699,343	1,619	260,783	2,338	1,311	757	270	3,472	498,555
Tire, battery, accessory dealers	16,849	1,210,463	9,348	456,533	7,501	753,930	11,483	9,734	1,438	311	3,776	170,115
All other automotive dealers	3,528	282,572	2,645	159,410	883	123,162	1,099	864	176	59	1,136	66,066
Gasoline service stations	141,644	5,269,647	113,351	3,652,399	28,293	1,617,248	35,224	23,546	9,043	2,635	46,596	1,487,400
Lumber, building, hardware group, total	86,220	10,227,557	30,964	1,870,623	55,256	8,356,934	115,334	55,309	41,001	19,024	12,712	1,065,006
Lumber yards	19,738	4,032,230	3,527	381,280	16,211	3,650,950	44,428	9,661	23,632	11,135	1,779	301,266
Building materials dealers	4,029	740,580	821	81,384	3,208	659,196	11,919	2,508	4,927	4,484	556	69,692
Paint, glass, wallpaper stores	9,382	455,312	5,650	193,366	3,732	261,946	4,533	3,769	693	71	1,729	52,302
Heating, plumbing, electrical supply stores	7,998	594,899	1,942	84,376	6,056	510,523	13,357	10,802	2,138	417	1,433	79,347
Hardware stores	29,034	2,288,227	15,636	792,344	14,298	1,495,883	18,953	15,328	2,946	679	4,741	252,965
Farm equipment dealers	15,139	2,116,309	3,388	337,873	11,751	1,778,436	22,144	13,241	6,665	2,238	2,474	309,434
Drug and proprietary stores	44,664	3,337,984	43,127	3,116,755	1,537	221,229	2,075	1,765	284	26	11,116	699,496
Liquor stores	27,900	2,272,374	24,146	1,963,989	3,754	308,385	4,445	3,466	835	144	5,524	345,219
Second-hand stores	13,601	258,193	9,004	134,458	4,597	123,735	6,211	3,610	1,984	617	3,357	57,100
Other retail stores, total	135,776	9,321,986	88,172	3,622,247	47,604	5,699,739	115,873	41,310	43,969	30,594	28,260	1,198,976
Fuel dealers, except fuel oil	13,845	1,527,632	1,071	104,778	12,774	1,422,854	45,865	10,607	20,179	15,079	1,434	127,308
Fuel oil dealers	3,817	683,533	211	32,348	3,606	651,185	16,246	2,954	5,814	7,478	384	40,105
Ice dealers	2,714	68,928	524	7,018	2,190	61,910	6,342	2,118	3,253	971	459	21,374
Hay, grain, feed stores	15,899	2,577,984	3,909	322,919	11,990	2,255,065	24,421	8,406	10,391	5,624	1,917	207,544
Other farm, garden supply stores	3,103	327,811	1,275	82,569	1,828	245,242	3,643	1,492	1,388	763	642	46,278
Florists	12,314	331,650	5,341	82,837	6,973	248,813	8,693	8,161	416	116	2,434	48,818
All other retail stores	84,084	3,804,448	75,841	2,989,778	8,243	814,670	10,663	7,572	2,528	563	20,990	707,549

Table 14B.—RETAIL TRADE—TRUCKS AND TRUCK-TRACTORS OPERATED, DECEMBER 1948—GEOGRAPHIC DIVISION, BY KIND OF BUSINESS

[Data based on sample See text for description of sample and other explanatory materials]

Geographic division and kind of business	Stores reporting data on trucks and truck-tractors										Stores not reporting data on trucks or truck-tractors	
	Total		Stores not operating trucks or truck-tractors		Stores operating trucks and truck-tractors							
							Number of trucks and truck-tractors					
								Manufacturers' rated capacity				
	Stores (Number)	Sales, entire year (Thousand dollars)	Number	Sales, entire year (Thousand dollars)	Number	Sales, entire year (Thousand dollars)	Total	Under 1½ tons	1½ tons	Over 1½ tons	Number	Sales, entire year (Thousand dollars)
NEW ENGLAND												
Total	92,883	7,020,313	68,464	3,581,146	24,419	3,439,167	48,579	27,313	12,590	8,676	22,351	1,675,248
Warehouses, administrative offices, auxiliary units	...	...	...	...	...	...	409	85	66	258	...	...
Stores	92,883	7,020,313	68,464	3,581,146	24,419	3,439,167	48,170	27,228	12,524	8,418	22,351	1,675,248
Stores												
Food group, total	26,091	1,769,664	18,079	767,992	8,012	801,672	15,352	11,818	2,789	74	7,043	821,968
Grocery stores	18,817	1,087,362	13,221	605,224	5,596	482,138	6,508	5,795	603	110	5,364	752,141
Meat markets, fish markets	1,585	90,006	966	46,934	619	43,072	740	639	90	11	405	19,563
Milk dealers	714	214,728	33	2,859	681	211,869	5,759	3,363	1,832	564	81	14,110
Bakery products stores	1,445	51,740	1,066	30,450	379	21,290	839	803	26	10	420	12,301
Other food stores	3,530	125,828	2,793	82,525	737	43,303	1,506	1,218	238	50	773	23,813
Eating and drinking places	14,923	541,095	14,355	508,556	568	32,539	805	714	64	27	4,710	169,241
General stores	505	22,718	353	11,997	152	10,721	178	143	31	4	55	2,759
General merchandise group, total	2,856	846,188	2,665	401,223	191	444,965	806	575	151	80	444	38,650
Department stores	167	561,410	103	142,989	64	418,421	556	363	116	77	19	21,271
General merchandise, variety stores	2,689	284,778	2,562	258,234	127	26,544	250	212	35	3	425	17,379
Apparel group	7,798	619,437	7,610	539,701	188	79,736	222	209	13	...	1,619	108,938
Furniture, furnishings, appliance group, total	5,173	390,893	2,657	120,581	2,516	270,312	3,846	2,884	736	226	976	43,266
Furniture stores	1,613	191,403	455	29,169	1,158	162,234	1,773	1,080	532	161	210	16,875
Floor covering stores	343	23,101	132	4,632	211	18,469	276	253	16	7	102	3,641
Other home furnishing stores	1,344	33,938	1,112	25,541	232	8,397	278	222	36	20	268	7,151
Household appliance stores	1,481	125,258	712	53,600	769	71,658	1,330	1,153	139	38	200	11,163
Radio stores	392	17,193	246	7,639	146	9,554	189	176	13	...	196	4,436
Automotive group, total	4,116	914,572	2,027	331,884	2,089	582,688	3,607	2,193	940	474	796	197,110
Motor vehicle (new and used) dealers	2,189	748,193	746	232,637	1,443	515,556	2,594	1,591	668	335	448	157,846
Motor vehicle (used) dealers	905	96,265	685	75,142	220	21,123	344	194	140	50	150	25,731
Tire, battery, accessory dealers	754	58,452	411	18,929	343	39,523	555	349	119	87	189	11,898
Other automotive dealers	268	11,662	185	5,176	83	6,486	114	99	13	2	9	1,635
Gasoline service stations	9,110	320,423	6,414	179,598	2,696	140,825	3,539	2,085	987	467	2,457	72,356
Lumber, building, hardware group, total	3,966	509,407	1,423	87,298	2,543	422,109	5,532	2,387	1,704	1,441	529	49,666
Lumber yards	695	209,992	25	5,147	670	204,845	2,269	388	902	979	42	14,907
Building materials dealers	296	51,776	43	5,167	253	46,609	767	164	321	282	43	6,048
Paint, glass, wallpaper stores	607	28,504	392	14,376	215	14,128	257	237	18	2	182	5,272
Heating, plumbing, electrical supply stores	394	36,969	74	4,349	320	32,620	629	434	176	19	55	4,837
Hardware stores	1,682	144,060	852	55,602	830	88,458	1,104	869	157	78	226	15,391
Farm equipment dealers	292	38,106	37	2,657	255	35,449	506	295	130	81	11	3,211
Drug and proprietary stores	3,338	219,728	3,269	207,742	69	11,986	116	86	28	2	776	45,158
Liquor stores	2,839	198,943	2,369	158,357	470	40,586	526	494	27	5	572	32,284
Second-hand stores	910	18,784	532	7,770	378	11,014	534	260	143	131	142	1,293
Other retail stores, total	11,258	848,661	6,711	258,447	4,547	590,214	13,107	3,380	4,911	4,816	2,202	92,559
Fuel dealers, except fuel oil	884	140,030	61	5,517	823	134,513	3,461	538	1,259	1,664	128	10,706
Fuel oil dealers	1,424	185,631	55	4,098	1,369	181,533	5,472	915	2,246	2,311	183	14,939
Ice dealers	288	4,712	23	584	265	4,128	539	94	304	141	31	511
Hay, grain, feed stores	939	200,265	79	8,639	860	191,626	2,102	594	894	614	19	3,442
Other farm, garden supply stores	47	4,184	15	899	32	3,285	68	58	7	3	25	2,083
Florists	892	22,693	347	6,713	545	15,980	651	615	34	2	183	4,035
All other retail stores	6,784	291,146	6,131	231,997	653	59,149	814	566	167	81	1,633	56,843
MIDDLE ATLANTIC												
Total	321,946	23,971,629	261,603	15,207,031	60,343	8,764,498	115,689	67,740	26,830	21,119	73,821	4,592,974
Warehouses, administrative offices, auxiliary units	...	...	...	...	...	...	1,762	251	328	1,183	...	...
Stores	321,946	23,971,629	261,603	15,207,031	60,343	8,764,498	113,927	67,489	26,502	19,936	73,821	4,592,974
Stores												
Food group, total	102,178	6,701,959	82,147	3,828,559	20,031	1,873,400	38,395	30,131	6,236	2,028	21,559	1,928,742
Grocery stores	70,417	3,470,880	45,424	2,620,589	9,993	850,291	11,427	10,161	1,040	326	11,730	1,532,553
Meat markets, fish markets	11,611	697,137	8,652	451,073	2,959	246,064	3,624	3,106	405	113	2,776	152,168
Milk dealers	2,087	520,401	79	9,084	2,008	511,317	14,411	9,903	3,315	1,193	187	21,699
Bakery products stores	4,392	238,741	4,192	178,550	1,157	60,191	2,137	1,959	167	11	1,272	47,432
Other food stores	13,711	774,800	23,799	569,263	3,914	205,537	6,696	5,002	1,309	385	5,614	174,900
Eating and drinking places	8,136	2,342,876	57,322	2,194,303	814	128,513	1,418	1,057	299	62	19,793	671,681
General stores	1,747	102,788	837	28,811	908	73,977	764	594	170	60	199	8,714
General merchandise group, total	8,783	3,106,768	8,191	1,964,731	592	1,142,037	1,810	1,269	286	255	1,369	102,132
Department stores	398	2,276,169	191	1,191,527	207	1,084,642	1,133	915	195	223	10	49,758
General merchandise, variety stores	8,385	830,599	8,040	773,204	387	57,395	677	354	91	32	1,359	52,374
Apparel group	24,443	2,736,706	23,072	2,338,602	371	198,102	567	478	71	18	6,207	376,330
Furniture, furnishings, appliance group, total	16,294	1,451,420	9,114	608,176	7,180	847,250	10,829	7,946	2,266	617	3,301	192,670
Furniture stores	4,488	626,747	2,098	208,178	2,390	418,569	3,915	2,024	1,431	460	689	65,590
Floor covering stores	1,436	98,742	528	26,065	908	72,677	1,234	1,049	157	28	273	15,875
Other home furnishing stores	3,973	153,419	3,165	113,993	808	39,226	1,123	852	23	36	1,159	33,731
Household appliance stores	4,773	405,768	2,336	166,441	2,437	239,117	3,692	3,237	373	82	766	52,726
Radio stores	1,604	171,480	967	93,499	637	77,881	865	784	70	11	414	24,748

See footnote at end of table.

Table 14B.—RETAIL TRADE—TRUCKS AND TRUCK-TRACTORS OPERATED, DECEMBER 1948—GEOGRAPHIC DIVISION, BY KIND OF BUSINESS—Continued

[Data based on sample. See text for description of sample and other explanatory materials]

Geographic division and kind of business	Stores reporting data on trucks and truck-tractors										Stores not reporting data on trucks or truck-tractors	
	Total		Stores not operating trucks or truck-tractors		Stores operating trucks and truck-tractors							
							Number of trucks and truck-tractors					
								Manufacturers' rated capacity				
	Stores (Number)	Sales, entire year (Thousand dollars)	Number	Sales, entire year (Thousand dollars)	Number	Sales, entire year (Thousand dollars)	Total	Under 1½ tons	1½ tons	Over 1½ tons	Number	Sales, entire year (Thousand dollars)
MIDDLE ATLANTIC--Continued												
Stores												
Automotive group, total	11,066	2,848,261	6,206	1,260,707	4,860	1,587,554	7,331	4,843	1,856	632	2,369	545,319
Motor vehicle (new and used) dealers	5,827	2,297,222	2,685	870,242	3,142	1,426,980	5,218	3,261	1,457	500	1,128	429,765
Motor vehicle (used) dealers	2,141	340,637	1,908	299,767	233	40,870	324	203	78	41	493	80,448
Tire, battery, accessory dealers	2,562	172,284	1,516	71,747	1,049	100,737	1,627	1,279	286	62	537	23,818
Other automotive dealers	533	38,118	397	19,151	136	18,967	162	100	28	29	211	11,288
Gasoline service stations	23,946	820,296	19,862	620,628	4,084	199,668	4,880	3,768	1,112	407	7,074	220,107
Lumber, building, hardware group, total	13,094	1,378,538	5,484	264,885	7,610	1,113,653	16,901	7,912	4,985	4,404	1,935	149,221
Lumber yards	2,312	547,398	205	32,286	2,107	515,112	6,832	1,229	2,803	2,800	230	52,272
Building materials dealers	751	118,962	168	12,515	583	106,437	2,089	435	691	963	69	12,747
Paint, glass, wallpaper stores	2,387	112,586	1,376	41,611	1,013	70,975	1,183	977	14	31	494	13,080
Heating, plumbing, electrical supply stores	1,280	101,141	44	17,864	836	83,277	2,015	1,121	412	122	182	12,368
Hardware stores	4,280	363,271	3,104	143,608	2,176	221,663	2,890	2,376	356	158	802	39,545
Farm equipment dealers	1,084	133,190	188	17,001	896	116,189	1,882	974	508	330	158	19,409
Drug and proprietary stores	10,213	616,981	9,864	573,619	349	43,362	379	357	21	1	1,913	105,015
Liquor stores	6,496	571,234	4,665	432,096	1,831	119,138	2,138	1,447	600	91	880	46,666
Second-hand stores	2,746	50,183	1,913	32,470	833	17,715	1,015	640	298	77	599	8,209
Other retail stores, total	38,116	2,459,713	26,626	1,039,384	11,490	1,420,329	27,500	7,914	8,302	11,284	6,886	238,168
Fuel dealers, except fuel oil	3,843	459,518	272	43,376	3,571	416,142	11,017	1,597	3,584	5,836	231	18,603
Fuel oil dealers	1,448	283,343	109	19,297	1,339	264,046	5,581	942	1,399	3,240	47	8,300
Ice dealers	774	12,475	141	1,323	633	11,152	1,320	315	646	359	37	856
Hay, grain, feed stores	2,400	481,112	429	55,465	1,971	425,647	4,566	1,256	1,865	1,445	176	23,242
Other farm, garden supply stores	273	37,915	101	10,133	172	27,782	463	172	116	175	46	2,043
Florists	3,176	79,758	1,550	26,567	1,626	53,191	1,989	1,802	123	64	581	11,578
All other retail stores	26,202	1,105,592	24,024	883,223	2,178	222,369	2,564	1,830	569	165	5,768	171,546
EAST NORTH CENTRAL												
Total	278,925	24,679,832	216,124	14,177,638	62,801	10,502,194	121,518	71,435	35,224	14,839	71,298	4,644,185
Warehouses, administrative offices, auxiliary units	...	...	...	...	...	...	2,599	426	417	1,756	...	...
Stores	278,925	24,679,832	216,124	14,177,638	62,801	10,502,194	118,919	71,029	34,807	13,083	71,298	4,644,185
Stores												
Food group, total	73,820	5,199,376	58,026	3,520,376	15,794	1,679,000	29,757	24,045	4,639	1,073	17,757	1,553,446
Grocery stores	52,956	3,927,772	42,366	2,923,374	10,590	1,004,398	11,611	10,228	1,227	156	13,236	1,378,871
Meat markets, fish markets	4,378	325,513	3,439	225,919	939	99,594	1,096	993	82	21	970	99,536
Milk dealers	1,360	375,016	102	15,940	1,258	359,076	10,575	7,285	2,574	716	128	19,336
Bakery products stores	3,575	146,297	2,895	107,630	680	38,667	997	923	70	4	925	30,095
Other food stores	11,551	424,778	9,224	247,513	2,327	177,265	5,478	4,616	686	176	2,498	65,608
Eating and drinking places	58,028	1,948,970	57,103	1,876,644	925	72,326	1,512	1,324	154	34	19,774	632,133
General stores	1,784	128,592	1,126	56,808	658	71,784	890	540	337	13	430	18,787
General merchandise group, total	6,975	3,791,687	6,345	2,117,253	630	1,674,614	2,546	1,524	477	545	1,324	130,846
Department stores	601	2,892,637	336	1,295,941	265	1,596,696	2,101	1,206	375	520	22	61,741
General merchandise, variety stores	6,374	899,230	6,009	821,312	365	77,918	445	318	102	25	1,302	69,105
Apparel group	18,644	1,739,857	18,442	1,642,732	202	97,125	288	263	14	11	3,806	309,347
Furniture, furnishings, appliance group, total	13,681	1,222,415	6,359	403,607	7,322	818,808	10,584	8,229	1,913	442	2,895	163,664
Furniture stores	4,352	590,866	1,472	134,325	2,880	456,541	4,233	2,543	1,358	332	696	65,349
Floor covering stores	880	88,217	291	18,184	589	70,033	927	835	81	11	128	12,997
Other home furnishing stores	1,952	93,057	1,455	67,527	497	25,530	653	517	132	4	483	12,588
Household appliance stores	5,413	391,955	2,428	150,188	2,985	241,767	4,327	3,924	311	92	1,072	59,102
Radio stores	1,084	58,320	713	33,383	371	24,937	444	410	31	3	516	13,628
Automotive group, total	14,850	3,850,386	8,144	1,471,177	6,706	2,379,209	10,054	6,933	2,430	691	3,544	751,005
Motor vehicle (new and used) dealers	7,975	3,095,495	3,306	960,866	4,669	2,134,629	7,203	4,595	2,001	607	1,716	594,685
Motor vehicle (used) dealers	2,707	437,622	2,344	376,458	363	61,164	483	269	190	24	778	111,744
Tire, battery, accessory dealers	3,211	239,834	1,805	91,518	1,406	148,316	2,007	1,759	198	50	743	27,086
Other automotive dealers	957	77,435	689	42,335	268	35,100	361	310	41	10	307	17,490
Gasoline service stations	27,923	1,215,470	22,562	870,300	5,361	345,170	6,731	4,408	1,753	570	9,067	332,283
Lumber, building, hardware group, total	20,408	2,358,772	7,239	412,572	13,169	1,946,200	28,045	13,430	10,704	3,911	3,160	243,191
Lumber yards	4,066	904,731	388	38,669	3,678	866,062	10,426	2,410	6,074	1,942	318	50,307
Building materials dealers	977	206,594	181	33,560	796	173,034	3,340	615	1,523	1,202	127	15,791
Paint, glass, wallpaper stores	2,390	100,356	1,719	55,080	671	45,276	862	686	165	11	496	15,712
Heating, plumbing, electrical supply stores	2,153	159,304	491	23,804	1,662	135,500	3,508	2,696	714	98	365	23,940
Hardware stores	7,100	529,720	3,760	198,902	3,340	330,818	4,380	3,735	550	95	1,136	58,593
Farm equipment dealers	3,722	458,067	700	62,557	3,022	395,510	5,529	3,288	1,678	563	718	78,848
Drug and proprietary stores	8,667	755,012	8,459	717,024	208	37,988	341	227	114	...	2,309	159,059
Liquor stores	4,559	375,206	3,832	314,919	727	60,287	912	789	93	30	897	42,578
Second-hand stores	2,188	38,455	1,498	21,324	690	17,131	866	443	351	72	621	14,417
Other retail stores, total	27,398	2,055,454	16,989	752,902	10,409	1,302,552	26,393	8,874	11,828	5,691	5,714	293,429
Fuel dealers, except fuel oil	3,967	483,899	313	36,540	3,654	447,359	13,052	2,866	6,705	3,481	559	62,132
Fuel oil dealers	286	55,115	8	4,648	278	50,467	1,265	230	453	582	28	5,460
Ice dealers	485	20,215	53	1,310	432	18,905	1,733	543	956	234	97	1,535
Hay, grain, feed stores	3,463	597,395	670	58,473	2,793	538,922	5,915	1,902	2,844	1,169	482	51,333
Other farm, garden supply stores	560	56,588	249	12,569	311	44,019	680	251	317	112	103	7,104
Florists	2,495	70,270	1,094	17,402	1,401	52,868	1,772	1,660	99	13	539	12,794
All other retail stores	16,142	771,972	14,602	621,960	1,540	150,012	1,976	1,422	454	100	3,906	153,071

See footnote at end of table.

Table 14B.—RETAIL TRADE—TRUCKS AND TRUCK-TRACTORS OPERATED, DECEMBER 1948—GEOGRAPHIC DIVISION, BY KIND OF BUSINESS—Continued

[Data based on sample See text for description of sample and other explanatory materials]

Geographic division and kind of business	Stores reporting data on trucks and truck-tractors										Stores not reporting data on trucks or truck-tractors	
	Total		Stores not operating trucks or truck-tractors		Stores operating trucks and truck-tractors							
							Number of trucks and truck-tractors					
								Manufacturers' rated capacity				
	Stores (Number)	Sales, entire year (Thousand dollars)	Number	Sales, entire year (Thousand dollars)	Number	Sales, entire year (Thousand dollars)	Total	Under 1½ tons	1½ tons	Over 1½ tons	Number	Sales, entire year (Thousand dollars)
WEST NORTH CENTRAL												
Total	149,570	11,827,113	111,080	6,234,996	38,490	5,592,117	64,830	39,392	19,204	6,234	29,637	1,604,878
Warehouses, administrative offices, auxiliary units	...	...	...	...	...	...	1,099	93	87	919	...	...
Stores	149,570	11,827,113	111,080	6,234,996	38,490	5,592,117	63,731	39,299	19,117	5,315	29,637	1,604,878
Stores												
Food group, total	32,361	2,281,973	24,861	1,519,770	7,500	762,203	11,591	9,771	1,471	349	5,958	351,652
Grocery stores	26,513	1,981,571	20,384	1,392,632	6,129	588,939	6,837	6,113	593	131	4,743	307,083
Meat markets, fish markets	877	57,884	582	32,630	295	25,254	331	299	28	4	248	14,602
Milk dealers	458	103,653	82	9,382	376	94,271	2,768	1,904	735	129	24	6,363
Bakery products stores	1,502	47,447	1,275	36,962	227	10,485	278	265	13	...	289	7,515
Other food stores	3,011	91,418	2,538	48,164	473	43,254	1,377	1,190	102	85	654	16,089
Eating and drinking places	27,904	770,304	27,553	745,052	351	25,252	485	416	44	25	7,544	189,064
General stores	1,997	132,120	1,291	72,158	706	59,962	798	543	231	24	227	15,578
General merchandise group, total	4,722	1,539,677	4,211	708,813	511	830,864	1,244	850	320	74	486	40,745
Department stores	274	997,336	162	249,547	112	747,789	780	568	151	61	4	9,349
General merchandise, variety stores	4,448	542,341	4,049	459,266	399	83,075	464	282	169	13	482	31,396
Apparel group	7,742	666,338	7,632	643,861	110	22,477	129	111	15	3	1,236	104,677
Furniture, furnishings, appliance group, total	7,190	569,524	3,191	152,440	3,999	417,084	6,216	5,158	887	171	1,328	58,227
Furniture stores	2,345	291,172	753	44,805	1,592	246,367	2,540	1,860	604	76	409	24,403
Floor covering stores	189	20,013	69	5,174	120	14,839	228	197	19	12	42	2,017
Other home furnishing stores	628	32,416	425	23,854	203	8,562	227	200	27	...	104	4,028
Household appliance stores	3,636	215,180	1,727	74,989	1,909	140,191	3,000	2,691	226	83	590	24,035
Radio stores	(1)	(1)	(1)	(1)	(1)	(1)	(1)	(1)	(1)	(1)	(1)	(1)
Automotive group, total	10,030	1,984,868	5,315	709,692	4,715	1,275,176	7,221	4,494	2,096	631	1,552	285,098
Motor vehicle (new and used) dealers	5,590	1,614,777	2,335	479,722	3,255	1,135,055	5,100	2,871	1,690	539	938	233,002
Motor vehicle (used) dealers	1,542	194,993	1,263	114,973	279	40,020	390	228	115	47	211	33,470
Tire, battery, accessory dealers	2,521	141,333	1,374	53,141	1,147	88,192	1,682	1,360	285	37	341	15,141
Other automotive dealers	377	33,765	343	21,856	34	11,909	49	35	6	8	62	3,485
Gasoline service stations	18,799	695,888	14,506	428,089	4,293	267,799	5,736	2,917	2,334	485	4,681	136,236
Lumber, building, hardware group, total	17,487	1,799,041	6,925	450,581	10,562	1,348,460	18,348	10,097	6,541	1,710	2,425	193,106
Lumber yards	4,159	601,295	1,424	129,097	2,735	472,198	5,597	1,238	3,461	898	351	41,844
Building materials dealers	396	54,815	115	6,926	281	47,889	910	155	461	294	35	3,878
Paint, glass, wallpaper stores	988	44,440	651	21,615	337	22,825	442	353	87	2	165	5,515
Heating, plumbing, electrical supply stores	1,434	90,193	311	12,053	1,123	78,140	2,185	1,976	187	22	291	13,182
Hardware stores	5,367	345,914	3,032	136,815	2,335	209,099	2,994	2,607	337	50	872	37,813
Farm equipment dealers	5,143	662,384	1,392	144,075	3,751	518,309	6,220	3,768	2,008	444	711	90,874
Drug and proprietary stores	4,999	349,087	4,872	333,207	127	15,880	138	136	2	...	1,186	63,017
Liquor stores	2,494	139,402	2,403	132,222	91	7,180	101	99	2	...	628	63,621
Second-hand stores	1,480	19,176	908	7,243	572	11,933	694	480	200	14	225	1,838
Other retail stores, total	12,365	879,715	7,412	331,868	4,953	547,847	11,030	4,227	4,974	1,829	2,161	102,019
Fuel dealers, except fuel oil	1,358	118,082	158	8,488	1,200	109,594	4,407	1,226	2,358	823	159	10,494
Fuel oil dealers	84	25,760	5	770	79	24,990	501	130	206	165	2	522
Ice dealers	(1)	(1)	(1)	(1)	(1)	(1)	(1)	(1)	(1)	(1)	(1)	(1)
Hay, grain, feed stores	2,644	351,877	830	63,953	1,814	287,924	3,260	1,184	1,468	608	381	36,882
Other farm, garden supply stores	462	46,037	248	10,153	214	29,884	320	146	122	52	118	6,808
Florists	799	30,013	248	4,637	551	25,376	707	653	51	3	63	1,456
All other retail stores	6,725	301,729	5,873	237,346	852	64,383	1,145	609	437	99	1,397	45,423
SOUTH ATLANTIC												
Total	185,420	12,991,047	145,948	7,101,470	39,472	5,889,577	73,871	46,121	20,285	7,465	37,503	1,889,676
Warehouses, administrative offices, auxiliary units	...	...	...	...	...	...	827	160	186	481	...	...
Stores	185,420	12,991,047	145,948	7,101,470	39,472	5,889,577	73,044	45,961	20,099	6,984	37,503	1,889,676
Stores												
Food group, total	63,864	2,692,891	52,304	1,772,066	11,560	920,825	17,719	13,606	3,461	652	12,780	709,853
Grocery stores	54,729	2,337,334	45,084	1,627,261	9,645	710,073	11,065	9,363	1,390	312	10,953	664,890
Meat markets, fish markets	1,850	67,919	1,394	38,699	456	29,220	610	511	92	7	392	13,246
Milk dealers	270	112,420	18	1,947	252	110,473	3,542	1,579	1,704	259	15	2,582
Bakery products stores	1,099	31,051	899	19,674	236	11,377	311	298	3	10	241	6,825
Other food stores	5,720	144,171	4,949	84,489	771	59,682	2,191	1,855	272	64	1,179	22,310
Eating and drinking places	29,528	814,336	28,845	759,233	683	56,103	1,137	699	410	28	8,895	192,005
General stores	5,016	268,842	3,407	107,815	1,609	160,527	2,271	1,390	736	145	519	19,410
General merchandise group, total	6,607	1,821,935	5,537	865,453	1,070	956,482	2,505	1,542	694	269	778	55,032
Department stores	407	1,083,448	246	252,789	161	830,649	1,175	681	329	165	7	14,107
General merchandise, variety stores	6,200	738,497	5,291	612,664	909	125,833	1,330	861	365	104	771	40,925
Apparel group	10,666	980,834	10,402	867,318	264	108,536	326	277	45	4	1,642	114,198
Furniture, furnishings, appliance group, total	8,809	775,056	2,998	159,205	5,811	615,851	11,147	8,731	2,002	414	1,158	62,933
Furniture stores	4,026	444,961	796	48,418	3,232	396,543	6,518	4,814	1,427	277	425	33,846
Floor covering stores	286	24,054	90	4,306	196	19,748	399	349	43	7	23	2,057
Other home furnishing stores	1,267	115,893	881	33,215	386	22,678	532	471	56	5	268	7,806
Household appliance stores	2,830	276,391	1,034	54,189	1,838	165,202	3,500	2,914	462	124	270	16,015
Radio stores	198	13,777	199	14,077	159	11,700	198	183	14	1	172	3,209

See footnote at end of table.

Table 14B.—RETAIL TRADE—TRUCKS AND TRUCK-TRACTORS OPERATED, DECEMBER 1948—GEOGRAPHIC DIVISION, BY KIND OF BUSINESS—Continued

[Data based on sample. See text for description of sample and other explanatory materials]

Geographic division and kind of business	Stores reporting data on trucks and truck-tractors										Stores not reporting data on trucks or truck-tractors	
	Total		Stores not operating trucks or truck-tractors		Stores operating trucks and truck-tractors							
							Number of trucks and truck-tractors					
								Manufacturers' rated capacity				
	Stores (Number)	Sales, entire year (Thousand dollars)	Number	Sales, entire year (Thousand dollars)	Number	Sales, entire year (Thousand dollars)	Total	Under 1½ tons	1½ tons	Over 1½ tons	Number	Sales, entire year (Thousand dollars)
SOUTH ATLANTIC--Continued												
Stores												
Automotive group, total	8,643	2,088,057	4,899	807,411	3,744	1,280,646	6,766	4,544	1,581	641	1,523	306,132
Motor vehicle (new and used) dealers	4,421	1,633,142	1,974	499,120	2,447	1,134,022	4,699	2,774	1,342	583	748	240,246
Motor vehicle (used) dealers	1,729	249,736	1,531	227,431	198	22,305	314	167	110	37	314	44,980
Tire, battery, accessory dealers	2,128	171,229	1,140	62,721	988	108,508	1,624	1,479	125	20	359	13,895
Other automotive dealers	365	33,950	254	18,139	111	15,811	129	124	4	1	102	7,011
Gasoline service stations	20,552	660,488	16,902	465,503	3,650	194,985	4,326	3,340	754	232	5,452	148,911
Lumber, building, hardware group, total	7,200	961,986	2,285	137,824	4,915	824,162	11,567	5,243	4,425	1,899	899	83,418
Lumber yards	1,263	335,007	125	17,202	1,138	317,805	4,121	794	2,327	1,000	111	24,545
Building materials dealers	505	101,888	84	5,033	421	96,855	1,698	404	727	567	71	9,582
Paint, glass, wallpaper stores	707	42,017	359	11,278	348	30,739	473	410	60	3	141	3,543
Heating, plumbing, electrical supply stores	495	38,629	93	4,412	402	34,217	1,037	814	158	65	86	4,599
Hardware stores	3,223	298,108	1,358	79,698	1,865	218,410	2,624	1,907	601	116	399	27,542
Farm equipment dealers	1,007	146,337	266	20,201	741	126,136	1,614	914	552	148	91	13,607
Drug and proprietary stores	5,507	447,768	5,300	410,448	207	37,320	355	238	105	12	961	59,057
Liquor stores	3,481	417,755	3,246	374,800	235	42,955	287	238	41	8	423	30,667
Second-hand stores	1,576	36,005	1,156	23,189	420	12,816	608	327	234	47	202	4,343
Other retail stores, total	14,171	1,039,574	8,667	361,205	5,504	678,369	14,030	5,786	5,611	2,633	2,271	103,717
Fuel dealers, except fuel oil	1,407	141,457	153	4,641	1,254	136,816	5,508	1,834	2,528	1,146	105	6,223
Fuel oil dealers	228	57,797	26	2,626	202	55,171	1,335	290	550	495	35	805
Ice dealers	242	9,552	36	375	206	9,177	842	324	446	72	101	14,315
Hay, grain, feed stores	1,948	324,014	558	51,548	1,390	272,466	2,846	969	1,251	626	216	22,200
Other farm, garden supply stores	732	76,764	268	15,260	464	61,504	818	296	292	230	92	6,123
Florists	1,534	42,737	609	7,827	925	34,910	1,153	1,114	27	12	199	2,081
All other retail stores	8,080	387,253	7,017	278,928	1,063	108,325	1,528	959	517	52	1,523	51,970
EAST SOUTH CENTRAL												
Total	89,987	5,452,216	68,627	2,920,545	21,360	2,531,671	34,554	22,779	9,438	2,337	22,923	1,043,418
Warehouses, administrative offices, auxiliary units	...	...	...	...	...	...	234	47	63	124	...	...
Stores	89,987	5,452,216	68,627	2,920,545	21,360	2,531,671	34,320	22,732	9,375	2,213	22,923	1,043,418
Stores												
Food group, total	35,870	1,210,397	28,976	780,184	6,894	430,213	8,932	7,261	1,402	269	8,324	335,587
Grocery stores	34,085	1,125,336	27,623	754,355	6,462	370,981	7,188	5,883	1,074	231	7,859	319,506
Meat markets, fish markets	323	14,473	214	7,197	109	7,276	123	106	17	...	123	4,034
Milk dealers	133	31,310	...	...	133	31,310	950	674	261	15	17	4,864
Bakery products stores	(1)	(1)	(1)	(1)	(1)	(1)	(1)	(1)	(1)	(1)	(1)	(1)
Other food stores	1,027	27,843	917	12,314	110	15,529	566	494	49	23	238	5,202
Eating and drinking places	11,970	254,975	11,755	240,343	215	14,632	227	200	26	1	5,338	112,082
General stores	4,191	184,371	3,064	95,896	1,127	88,475	1,433	838	551	44	521	16,014
General merchandise group, total	4,005	742,636	3,353	371,080	652	371,556	1,196	818	308	70	784	44,211
Department stores	133	390,044	73	81,118	60	308,926	314	189	88	37	2	2,088
General merchandise, variety stores	3,872	352,592	3,280	289,962	592	62,630	882	629	220	33	782	42,123
Apparel group	3,929	374,821	3,857	360,523	72	14,298	88	82	5	1	920	68,207
Furniture, furnishings, appliance group, total	4,058	324,021	1,279	57,451	2,779	266,570	4,658	3,738	803	117	647	28,330
Furniture stores	2,061	202,918	398	21,861	1,663	181,057	2,730	2,121	545	64	258	15,092
Floor covering stores	(1)	(1)	(1)	(1)	(1)	(1)	(1)	(1)	(1)	(1)	(1)	(1)
Other home furnishing stores	290	12,000	218	7,906	72	4,094	103	99	2	2	146	3,369
Household appliance stores	1,478	98,126	553	24,735	925	73,391	1,654	1,364	239	51	179	8,840
Radio stores	(1)	(1)	(1)	(1)	(1)	(1)	(1)	(1)	(1)	(1)	(1)	(1)
Automotive group, total	4,340	982,744	2,375	380,262	1,965	602,482	3,335	2,292	828	215	761	191,522
Motor vehicle (new and used) dealers	2,315	767,528	1,004	238,400	1,311	529,128	2,380	1,481	693	206	436	159,908
Motor vehicle (used) dealers	710	119,978	624	104,723	86	15,255	105	80	21	4	123	21,589
Tire, battery, accessory dealers	1,174	85,582	665	32,986	509	52,596	790	703	82	5	195	8,844
Other automotive dealers	(1)	(1)	(1)	(1)	(1)	(1)	(1)	(1)	(1)	(1)	(1)	(1)
Gasoline service stations	7,957	277,394	6,009	172,235	1,948	105,159	2,239	1,798	395	46	2,795	76,182
Lumber, building, hardware group, total	4,210	490,072	1,300	77,300	2,910	412,772	6,089	2,846	2,518	725	666	57,383
Lumber yards	880	157,144	69	7,273	811	149,871	2,368	574	1,411	383	57	10,613
Building materials dealers	272	45,832	63	3,548	209	42,284	670	143	337	190	60	6,423
Paint, glass, wallpaper stores	296	16,842	140	6,232	156	10,610	194	174	19	1	34	1,232
Heating, plumbing, electrical supply stores	329	19,643	110	3,894	219	15,749	535	435	85	15	79	4,376
Hardware stores	1,723	149,870	780	40,293	943	109,577	1,300	939	319	42	291	18,192
Farm equipment dealers	710	100,741	138	16,060	572	84,681	1,022	581	347	94	145	16,547
Drug and proprietary stores	2,592	170,081	2,479	156,221	113	13,860	221	201	10	10	711	46,085
Liquor stores	803	102,551	769	100,670	34	1,881	44	43	1	...	210	20,183
Second-hand stores	593	12,519	439	6,665	154	5,854	224	108	72	44	236	4,094
Other retail stores, total	5,469	325,634	2,972	121,715	2,497	203,919	5,634	2,507	2,456	671	1,010	43,538
Fuel dealers, except fuel oil	863	58,115	33	2,499	830	55,616	2,968	1,025	1,509	434	81	5,801
Fuel oil dealers	18	1,734	...	...	18	1,734	66	21	37	8	1	140
Ice dealers	151	3,815	52	422	99	3,393	343	185	154	4	62	2,845
Hay, grain, feed stores	917	86,575	311	15,418	606	71,157	1,039	464	416	159	82	8,633
Other farm, garden supply stores	329	39,309	112	9,759	217	29,550	384	147	185	52	68	4,231
Florists	678	13,925	282	2,115	396	11,810	451	437	14	...	84	1,214
All other retail stores	2,513	122,161	2,182	91,502	331	30,659	383	228	141	14	632	20,674

See footnote at end of table.

Table 14B.—RETAIL TRADE—TRUCKS AND TRUCK-TRACTORS OPERATED, DECEMBER 1948—GEOGRAPHIC DIVISION, BY KIND OF BUSINESS—Continued

[Data based on sample. See text for description of sample and other explanatory materials]

Geographic division and kind of business	Stores reporting data on trucks and truck-tractors										Stores not reporting data on trucks or truck-tractors	
	Total		Stores not operating trucks or truck-tractors		Stores operating trucks and truck-tractors							
							Number of trucks and truck-tractors					
								Manufacturers' rated capacity				
	Stores (Number)	Sales, entire year (Thousand dollars)	Number	Sales, entire year (Thousand dollars)	Number	Sales, entire year (Thousand dollars)	Total	Under 1½ tons	1½ tons	Over 1½ tons	Number	Sales, entire year (Thousand dollars)
WEST SOUTH CENTRAL												
Total	131,314	9,236,093	100,277	4,926,619	31,037	4,309,474	50,326	33,924	11,765	4,637	38,231	1,831,803
Warehouses, administrative offices, auxiliary units	...	...	...	...	...	...	752	161	178	413	...	...
Stores	131,314	9,236,093	100,277	4,926,619	31,037	4,309,474	49,574	33,763	11,587	4,224	38,231	1,831,803
Stores												
Food group, total	39,623	1,969,625	31,017	1,258,165	8,606	711,460	11,378	10,061	1,038	279	10,652	457,270
Grocery stores	36,260	1,825,682	28,650	1,214,903	7,610	610,779	8,359	7,657	561	141	9,507	429,936
Meat markets, fish markets	810	30,685	451	14,448	359	16,237	486	428	50	8	194	9,482
Milk dealers	72	43,209	...	...	72	43,209	1,158	728	332	98	15	1,459
Bakery products stores	821	23,603	543	10,338	278	13,265	455	434	21	...	205	4,517
Other food stores	1,660	46,446	1,373	18,476	287	27,970	920	814	74	32	731	11,876
Eating and drinking places	22,125	492,785	21,568	460,522	557	32,263	664	521	127	16	9,757	214,671
General stores	2,948	153,165	1,898	75,571	1,050	77,594	1,257	972	235	50	412	24,546
General merchandise group, total	5,310	1,304,517	4,772	731,952	538	572,565	1,237	831	291	115	1,083	77,602
Department stores	194	734,171	80	228,209	114	505,962	706	462	153	91	7	5,241
General merchandise, variety stores	5,116	570,346	4,692	503,743	424	66,603	531	369	138	24	1,076	72,361
Apparel group	5,675	574,866	5,574	515,799	101	59,067	123	112	10	1	1,388	122,177
Furniture, furnishings, appliance group, total	6,232	510,822	2,358	116,783	3,874	394,039	6,146	5,028	959	159	1,013	62,229
Furniture stores	2,769	290,760	780	38,377	1,989	252,383	3,275	2,503	695	77	431	31,583
Floor covering stores	170	14,164	59	1,692	111	12,472	198	173	18	7	23	1,782
Other home furnishing stores	676	30,104	448	18,086	228	12,018	281	247	32	2	118	3,214
Household appliance stores	2,407	170,845	942	55,981	1,465	114,864	2,309	2,022	214	73	358	23,330
Radio stores	(1)	(1)	(1)	(1)	(1)	(1)	(1)	(1)	(1)	(1)	(1)	(1)
Automotive group, total	8,024	1,686,672	4,802	646,207	3,222	1,040,465	5,316	3,693	1,201	422	2,216	359,498
Motor vehicle (new and used) dealers	3,699	1,282,414	1,614	363,905	2,085	918,509	3,702	2,340	982	380	937	264,634
Motor vehicle (used) dealers	1,623	216,495	1,529	199,072	94	17,423	125	69	48	8	498	61,138
Tire, battery, accessory dealers	2,423	167,802	1,451	70,256	972	97,546	1,410	1,244	134	32	688	29,270
Other automotive dealers	279	19,961	208	12,974	71	6,987	79	40	37	2	93	4,456
Gasoline service stations	14,402	456,877	11,129	281,283	3,273	175,594	3,989	3,020	804	165	5,420	161,139
Lumber, building, hardware group, total	8,464	1,074,786	2,969	202,126	5,495	872,660	11,868	5,230	4,690	1,948	1,550	140,312
Lumber yards	3,268	567,192	811	82,242	2,457	484,950	6,106	1,293	3,460	1,353	286	45,834
Building materials dealers	304	50,399	62	5,557	242	44,842	781	236	246	299	55	4,100
Paint, glass, wallpaper stores	568	35,217	386	17,661	182	17,556	225	197	25	3	123	5,793
Heating, plumbing, electrical supply stores	626	40,563	171	6,037	455	34,526	1,101	1,017	46	38	175	6,095
Hardware stores	2,147	147,854	1,197	52,500	950	95,354	1,292	963	283	46	471	24,847
Farm equipment dealers	1,551	233,561	342	38,129	1,209	195,432	2,363	1,524	630	209	440	53,643
Drug and proprietary stores	4,550	292,617	4,357	267,739	193	24,878	238	234	3	1	1,359	77,433
Liquor stores	2,786	129,932	2,665	114,846	121	15,086	161	128	25	8	936	37,243
Second-hand stores	1,747	28,160	1,212	13,994	535	14,166	698	476	159	63	450	7,953
Other retail stores, total	9,428	561,269	5,956	241,632	3,472	319,637	6,499	3,457	2,045	997	1,995	89,730
Fuel dealers, except fuel oil	530	50,516	20	1,543	510	48,973	1,998	456	853	689	53	4,466
Fuel oil dealers	26	4,778	...	...	26	4,778	155	30	101	24	22	1,970
Ice dealers	(1)	(1)	(1)	(1)	(1)	(1)	(1)	(1)	(1)	(1)	(1)	(1)
Hay, grain, feed stores	1,945	186,153	677	33,303	1,268	152,850	1,940	1,048	668	224	289	23,654
Other farm, garden supply stores	238	23,355	90	5,974	148	17,381	276	122	130	24	87	8,045
Florists	1,241	29,205	537	5,638	704	23,567	939	892	36	11	138	2,668
All other retail stores	5,135	262,818	4,503	193,243	632	69,575	835	676	140	19	1,355	48,738
MOUNTAIN												
Total	44,517	3,919,504	32,029	2,073,503	12,488	1,846,001	21,056	13,838	5,269	1,949	15,332	812,342
Warehouses, administrative offices, auxiliary units	...	...	...	...	...	...	306	47	39	220	...	...
Stores	44,517	3,919,504	32,029	2,073,503	12,488	1,846,001	20,750	13,791	5,230	1,729	15,332	812,342
Stores												
Food group, total	9,222	788,817	6,590	511,810	2,632	277,007	3,631	3,140	400	91	3,510	173,862
Grocery stores	7,798	717,196	5,586	485,825	2,212	231,371	2,513	2,224	213	76	2,885	153,548
Meat markets, fish markets	226	15,606	124	7,156	102	8,450	121	115	6	...	99	8,015
Milk dealers	90	17,981	...	...	90	17,981	545	425	108	12	13	1,913
Bakery products stores	(1)	(1)	(1)	(1)	(1)	(1)	(1)	(1)	(1)	(1)	(1)	(1)
Other food stores	687	24,042	562	12,084	125	11,958	287	257	27	3	409	7,135
Eating and drinking places	8,441	277,270	8,234	261,732	207	15,538	233	212	16	5	4,356	127,200
General stores	716	75,153	363	24,980	353	50,173	470	322	127	21	114	9,621
General merchandise group, total	1,695	479,177	1,381	290,357	314	188,820	560	398	128	34	235	52,606
Department stores	105	235,999	70	85,245	35	150,754	179	112	49	18	4	41,239
General merchandise, variety stores	1,590	243,178	1,311	205,112	279	38,066	381	286	79	16	231	11,367
Apparel group	2,486	204,997	2,373	176,692	113	28,305	152	144	8	...	527	39,562
Furniture, furnishings, appliance group, total	2,359	218,125	697	36,883	1,662	181,242	2,886	2,212	572	102	367	24,961
Furniture stores	890	115,702	175	9,773	715	105,929	1,095	834	221	40	84	10,712
Floor covering stores	(1)	(1)	(1)	(1)	(1)	(1)	(1)	(1)	(1)	(1)	(1)	(1)
Other home furnishing stores	(1)	(1)	(1)	(1)	(1)	(1)	(2)	(2)	(1)	(1)	(1)	(1)
Household appliance stores	1,003	78,196	346	19,222	667	58,974	1,436	1,028	346	62	209	10,656
Radio stores	(1)	(1)	(1)	(1)	(1)	(1)	(1)	(1)	(1)	(1)	(1)	(1)

See footnote at end of table.

Table 14B.—RETAIL TRADE—TRUCKS AND TRUCK-TRACTORS OPERATED, DECEMBER 1948—GEOGRAPHIC DIVISION, BY KIND OF BUSINESS—Continued

[Data based on sample. See text for description of sample and other explanatory materials]

Geographic division and kind of business	Stores reporting data on trucks and truck-tractors										Stores not reporting data on trucks or truck-tractors	
	Total		Stores not operating trucks or truck-tractors		Stores operating trucks and truck-tractors							
							Number of trucks and truck-tractors					
								Manufacturers' rated capacity				
	Stores (Number)	Sales, entire year (Thousand dollars)	Number	Sales, entire year (Thousand dollars)	Number	Sales, entire year (Thousand dollars)	Total	Under 1½ tons	1½ tons	Over 1½ tons	Number	Sales, entire year (Thousand dollars)
MOUNTAIN--Continued												
Stores												
Automotive group, total	3,026	664,926	1,600	233,385	1,426	431,541	2,153	1,414	558	181	868	142,696
Motor vehicle (new and used) dealers	1,862	554,171	826	164,327	1,036	389,844	1,613	942	505	166	369	104,290
Motor vehicle (used) dealers	466	56,210	424	49,208	42	7,002	58	44	5	9	230	24,811
Tire, battery, accessory dealers	564	43,548	229	12,251	335	31,297	459	412	45	2	210	9,736
Other automotive dealers	(1)	(1)	(1)	(1)	(1)	(1)	(1)	(1)	(1)	(1)	(1)	(1)
Gasoline service stations	5,946	246,807	4,461	155,280	1,485	91,527	1,828	1,166	559	103	2,409	82,825
Lumber, building, hardware group, total	3,556	504,016	1,165	92,329	2,391	411,687	5,242	2,847	1,769	626	613	55,468
Lumber yards	1,133	215,123	273	34,341	860	180,782	2,106	626	1,102	378	62	10,008
Building materials, dealers	108	27,148	18	1,714	90	25,434	354	118	161	75	17	1,385
Paint, glass, wallpaper stores	166	10,210	84	3,081	82	7,129	118	111	3	4	4	523
Heating, plumbing, electrical supply stores	437	36,544	87	3,486	350	33,058	856	759	91	6	132	6,449
Hardware stores	871	78,417	463	27,826	408	50,591	571	434	106	31	257	14,359
Farm equipment dealers	841	136,574	240	21,881	601	114,693	1,237	799	306	132	141	22,744
Drug and proprietary stores	1,405	125,758	1,297	111,730	108	14,028	116	115	1	...	515	36,731
Liquor stores	1,050	73,485	997	67,643	53	5,842	57	53	4	...	233	9,244
Second-hand stores	(1)	(1)	(1)	(1)	(1)	(1)	(1)	(1)	(1)	(1)	(1)	(1)
Other retail stores, total	4,110	249,756	2,658	106,063	1,452	143,693	3,042	1,532	968	542	1,325	53,611
Fuel dealers, except fuel oil	453	34,147	17	531	436	33,616	1,367	505	526	336	61	2,626
Fuel oil dealers	22	6,558	...	...	22	6,558	130	46	61	23	4	1,550
Ice dealers	(1)	(1)	(1)	(1)	(1)	(1)	(1)	(1)	(1)	(1)	(1)	(1)
Hay, grain, feed stores	453	68,426	96	11,091	357	57,335	684	329	242	113	66	8,923
Other farm, garden supply stores	85	8,924	24	1,721	61	7,203	131	45	51	35	20	2,393
Florists	(1)	(1)	(1)	(1)	(1)	(1)	(1)	(1)	(1)	(1)	(1)	(1)
All other retail stores	(1)	(1)	(1)	(1)	(1)	(1)	(1)	(1)	(1)	(1)	(1)	(1)
PACIFIC												
Total	115,576	12,188,622	90,627	7,261,838	24,949	4,926,784	48,925	29,802	12,450	6,673	48,766	2,838,799
Warehouses, administrative offices, auxiliary units	...	...	...	...	...	...	1,552	327	416	809	...	...
Stores	115,576	12,188,622	90,627	7,261,838	24,949	4,926,784	47,373	29,475	12,034	5,864	48,766	2,838,799
Stores												
Food group, total	24,348	2,875,686	18,413	1,987,791	5,935	887,895	10,095	7,578	2,079	438	9,655	682,517
Grocery stores	18,170	2,458,158	13,967	1,799,495	4,203	658,663	4,868	4,203	533	132	6,918	556,665
Meat markets, fish markets	1,664	145,454	1,312	88,489	352	56,965	433	385	37	11	952	61,170
Milk dealers	230	84,394	29	1,222	201	83,172	2,301	1,272	852	177	38	6,122
Bakery products stores	1,520	52,213	1,168	36,416	352	15,797	418	384	33	1	563	19,096
Other food stores	2,764	135,467	1,937	62,169	827	73,298	2,075	1,334	624	117	1,184	39,464
Eating and drinking places	21,100	880,566	20,582	825,523	518	55,043	1,430	843	566	21	14,325	467,248
General stores	432	44,857	278	21,198	154	23,659	213	162	46	5	66	5,512
General merchandise group, total	4,119	1,636,326	3,804	1,070,788	315	565,538	673	458	149	66	979	172,154
Department stores	248	1,159,621	159	638,561	89	521,060	394	233	104	57	20	129,128
General merchandise, variety stores	3,871	476,705	3,645	432,227	226	44,478	279	225	45	9	959	43,026
Apparel group	8,877	805,275	8,761	787,940	116	17,335	121	110	9	2	3,077	173,909
Furniture, furnishings, appliance group, total	7,549	752,930	3,628	210,455	3,921	542,475	6,506	5,237	1,083	186	2,540	143,382
Furniture stores	2,602	395,121	880	62,574	1,722	332,547	2,782	1,879	779	124	679	59,201
Floor covering stores	535	44,097	197	9,373	338	34,724	620	568	46	6	130	8,465
Other home furnishing stores	1,351	73,824	1,031	51,871	320	21,953	394	364	19	11	583	19,367
Household appliance stores	2,276	203,870	983	70,621	1,293	133,249	2,394	2,126	225	43	716	48,795
Radio stores	785	36,018	537	16,016	248	20,002	316	300	14	2	432	7,554
Automotive group	6,205	1,895,319	3,737	719,276	2,468	1,176,043	4,417	3,300	769	348	2,271	479,598
Motor vehicle (new and used) dealers	2,642	1,469,702	1,138	435,496	1,504	1,034,206	2,771	1,942	550	279	796	338,866
Motor vehicle (used) dealers	1,580	248,190	1,476	212,569	104	35,621	190	97	43	50	675	94,644
Tire, battery, accessory dealers	1,509	130,399	757	43,184	752	87,215	1,329	1,149	164	16	514	30,427
Other automotive dealers	474	47,028	366	28,027	108	19,001	127	112	12	3	286	15,661
Gasoline service stations	13,009	576,004	11,506	479,483	1,503	96,521	1,956	1,451	345	160	7,241	257,361
Lumber, building, hardware group, total	7,835	1,150,939	2,174	145,708	5,661	1,005,231	11,742	5,717	3,665	2,360	905	93,241
Lumber yards	1,962	494,348	207	35,023	1,755	459,325	4,603	1,109	2,092	1,402	322	50,936
Building materials dealers	420	83,176	87	7,364	333	75,812	1,310	238	460	612	79	9,938
Paint, glass, wallpaper stores	1,273	65,140	545	22,432	728	42,708	809	624	171	14	90	1,632
Heating, plumbing, electrical supply stores	850	71,913	160	8,477	690	63,436	1,451	1,150	269	32	68	3,501
Hardware stores	2,541	229,013	1,090	57,100	1,451	171,913	1,798	1,498	237	63	287	16,683
Farm equipment dealers	789	207,349	85	15,312	704	192,037	1,771	1,098	436	237	59	10,551
Drug and proprietary stores	3,393	360,952	3,230	339,025	163	21,927	171	171	...	...	1,344	107,941
Liquor stores	3,392	263,866	3,200	248,436	192	15,430	219	175	42	2	1,045	62,733
Second-hand stores	1,856	43,692	1,133	17,184	723	26,508	1,192	640	407	145	622	10,998
Other retail stores, total	13,461	902,210	10,181	409,031	3,280	493,179	8,638	3,633	2,874	2,131	4,696	182,205
Fuel dealers, except fuel oil	540	41,868	44	1,643	496	40,225	2,087	560	857	670	57	6,257
Fuel oil dealers	281	62,817	8	909	273	61,908	1,741	350	761	630	62	6,419
Ice dealers	(1)	(1)	(1)	(1)	(1)	(1)	(1)	(1)	(1)	(1)	(1)	(1)
Hay, grain, feed stores	1,190	282,167	259	25,029	931	257,138	2,069	660	743	666	206	27,235
Other farm, garden supply stores	377	34,735	168	10,101	209	24,634	503	255	168	80	83	7,448
Florists	1,215	31,564	564	8,930	651	22,634	789	749	30	10	500	10,343
All other retail stores	9,723	442,300	9,098	361,867	625	80,433	2,008	928	73	7	3,754	124,259

[1] Information not shown because of high sampling variability.

Table 14C.—RETAIL TRADE—TRUCKS AND TRUCK-TRACTORS OPERATED, DECEMBER 1948, BY LARGE STORES AND MULT UNITS, AND SMALL-STORE SAMPLE—GEOGRAPHIC DIVISION, BY KIND OF BUSINESS

NEW ENGLAND

[See text for explanatory material and description of sample data included]

Kind of business	Large stores and multiunits											
	Stores reporting data on trucks and truck-tractors										Stores not reporting data on trucks or truck-tractors	
	Total		Stores not operating trucks or truck-tractors		Stores operating trucks and truck-tractors							
							Number of trucks and truck-tractors					
								Manufacturers' rated capacity				
	Stores (Number)	Sales, entire year (Thousand dollars)	Number	Sales, entire year (Thousand dollars)	Number	Sales, entire year (Thousand dollars)	Total	Under 1½ tons	1½ tons	Over 1½ tons	Number	Sales, entire year (Thousand dollars)
Total	20,923	4,769,643	12,464	2,027,826	8,459	2,741,817	27,429	13,173	7,580	6,676	4,691	1,161,368
Warehouses, administrative offices, auxiliary units	...	...	...	...	...	...	409	85	66	258	...	...
Stores	20,923	4,769,643	12,464	2,027,826	8,459	2,741,817	27,020	13,088	7,514	6,418	4,691	1,161,368
STORES												
Food group, total	4,441	865,514	2,339	341,842	2,102	523,672	8,232	5,508	2,029	695	2,293	679,828
Grocery stores	2,807	544,582	1,381	274,164	1,426	270,418	1,828	1,575	173	80	2,074	647,301
Meat markets, fish markets	225	40,296	116	19,254	109	21,042	170	119	40	11	55	10,283
Milk dealers	354	198,428	3	1,689	351	196,739	5,039	2,763	1,722	554	31	11,200
Bakery products stores	255	19,580	186	8,430	69	11,150	449	443	6	...	50	3,421
Other food stores	800	62,628	653	38,305	147	24,323	746	608	88	50	83	7,623
Eating and drinking places	1,713	191,815	1,575	170,766	138	21,049	305	254	44	7	400	46,391
General stores	45	5,668	13	1,407	32	4,261	58	43	11	4	5	699
General merchandise group, total	1,206	805,928	1,075	364,643	131	441,285	746	525	141	80	94	30,770
Department stores	167	561,410	103	142,989	64	418,421	556	363	116	77	19	21,271
General merchandise, variety stores	1,039	244,518	972	221,654	67	22,864	190	162	25	3	75	9,499
Apparel group	2,578	459,117	2,460	381,621	118	77,496	152	139	13	...	409	71,088
Furniture, furnishings, appliance group, total	1,673	285,743	677	81,631	996	204,112	2,016	1,354	486	176	136	24,746
Furniture stores	723	150,713	155	19,379	568	131,334	1,093	560	392	141	60	12,005
Floor covering stores	73	14,201	22	1,822	51	12,379	106	83	16	7	2	261
Other home furnishing stores	124	16,498	102	13,341	22	3,157	48	42	6	...	28	5,271
Household appliance stores	671	93,758	352	42,470	319	51,288	700	603	69	28	40	6,613
Radio stores	82	10,573	46	4,619	36	5,954	69	66	3	...	6	596
Automotive group, total	2,496	853,472	1,017	298,754	1,479	554,718	2,707	1,763	640	304	516	183,120
Motor vehicle (new and used) dealers	1,849	728,993	636	226,097	1,213	502,896	2,284	1,441	558	285	378	153,416
Motor vehicle (used) dealers	315	74,825	255	59,712	60	15,113	84	44	30	10	80	22,211
Tire, battery, accessory dealers	284	41,812	101	9,839	183	31,973	305	249	49	7	49	5,858
Other automotive dealers	48	7,842	25	3,106	23	4,736	34	29	3	2	9	1,635
Gasoline service stations	680	59,803	434	27,078	246	32,725	579	215	207	157	97	9,116
Lumber, building, hardware, group, total	1,496	409,867	333	56,238	1,163	353,629	3,592	1,167	1,154	1,271	159	35,526
Lumber yards	545	202,832	15	4,337	530	198,495	2,019	338	782	899	42	14,907
Building materials dealers	136	43,336	23	4,927	113	38,409	487	104	141	242	13	4,538
Paint, glass, wallpaper stores	137	14,054	72	4,786	65	9,268	87	67	18	2	22	1,812
Heating, plumbing, electrical supply stores	124	23,459	24	2,819	100	20,640	279	194	66	19	15	3,107
Hardware stores	412	95,370	172	36,732	240	58,638	414	289	77	48	56	7,951
Farm equipment dealers	142	30,816	27	2,637	115	28,179	306	175	70	61	11	3,211
Drug and proprietary stores	738	98,118	679	87,112	59	11,006	106	76	28	2	136	14,438
Liquor stores	729	108,293	579	86,247	150	22,046	176	154	17	5	122	14,764
Second-hand stores	90	7,854	62	2,710	28	5,144	74	20	13	41	2	103
Other retail stores, total	3,038	618,451	1,221	127,777	1,817	490,674	8,277	1,870	2,731	3,676	322	50,779
Fuel dealers, except fuel oil	434	120,590	21	3,247	413	117,343	2,681	398	859	1,424	38	7,926
Fuel oil dealers	544	149,751	15	2,818	529	146,933	3,482	655	1,186	1,641	43	9,219
Ice dealers	18	1,822	3	564	15	1,258	89	14	64	11	1	11
Hay, grain, feed stores	709	185,065	49	8,559	660	176,506	1,672	514	584	574	19	3,442
Other farm, garden supply stores	17	3,744	5	799	12	2,945	28	18	7	3	5	1,663
Florists	82	4,493	37	663	45	3,830	81	75	4	2	13	815
All other retail stores	1,234	152,986	1,091	111,127	143	41,859	244	196	27	21	203	27,703

See footnotes at end of table.

Table 14C.—RETAIL TRADE—TRUCKS AND TRUCK-TRACTORS OPERATED, DECEMBER 1948, BY LARGE STORES AND MULTI-UNITS, AND SMALL-STORE SAMPLE—GEOGRAPHIC DIVISION, BY KIND OF BUSINESS—Continued

NEW ENGLAND

[See text for explanatory material and description of sample data included]

Kind of business	Sample of small single-unit stores											
	Stores reporting data on trucks and truck-tractors										Stores not reporting data on trucks or truck-tractors	
	Total		Stores not operating trucks or truck-tractors		Stores operating trucks and truck-tractors							
							Number of trucks and truck-tractors					
								Manufacturers' rated capacity				
	Stores (Number)	Sales, entire year (Thousand dollars)	Number	Sales, entire year (Thousand dollars)	Number	Sales, entire year (Thousand dollars)	Total	Under 1½ tons	1½ tons	Over 1½ tons	Number	Sales, entire year (Thousand dollars)
Total	7,196	225,067	5,600	155,332	1,596	69,735	2,115	1,414	501	200	1,766	51,388
Warehouses, administrative offices, auxiliary units	...	...	...	...	...	...	...	...	...	...	...	...
Stores	7,196	225,067	5,600	155,332	1,596	69,735	2,115	1,414	501	200	1,766	51,388
STORES												
Food group, total	2,165	70,415	1,574	42,615	591	27,800	712	631	76	5	475	14,214
Grocery stores	1,601	54,278	1,184	33,106	417	21,172	468	422	43	3	329	10,484
Meat markets, fish markets	136	4,971	85	2,768	51	2,203	57	52	5	...	35	928
Milk dealers	36	1,630	3	117	33	1,513	72	60	11	1	5	295
Bakery products stores	119	3,216	88	2,202	31	1,014	39	36	2	1	37	888
Other food stores	273	6,320	214	4,422	59	1,898	76	61	15	...	69	1,619
Eating and drinking places	1,321	34,928	1,278	33,779	43	1,149	50	46	2	2	431	12,285
General stores	(1)	(1)	(1)	(1)	(1)	(1)	(1)	(1)	(1)	(1)	(1)	(1)
General merchandise group, total	165	4,026	159	3,658	6	368	6	5	1	...	35	788
Department stores	...	...	...	...	...	...	...	...	...	...	...	...
General merchandise, variety stores	165	4,026	159	3,658	6	368	6	5	1	...	35	788
Apparel group	522	16,032	515	15,808	7	224	7	7	...	...	121	3,785
Furniture, furnishings, appliance group, total	350	10,515	198	3,895	152	6,620	183	153	25	5	84	1,852
Furniture stores	89	4,069	30	979	59	3,090	68	52	14	2	15	487
Floor covering stores	27	890	11	281	16	609	17	17	...	...	10	338
Other home furnishing stores	122	1,744	101	1,220	21	524	23	18	3	2	24	188
Household appliance stores	81	3,150	36	1,113	45	2,037	63	55	7	1	16	455
Radio stores	31	662	20	302	11	360	12	11	1	...	19	384
Automotive group, total	162	6,110	101	3,313	61	2,797	90	43	30	17	28	1,399
Motor vehicle (new and used) dealers	34	1,920	11	654	23	1,266	31	15	11	5	7	443
Motor vehicle (used) dealers	59	2,144	43	1,543	16	601	26	11	11	4	7	352
Tire, battery, accessory dealers	47	1,664	31	909	16	755	25	10	7	8	14	604
Other automotive dealers	22	382	16	207	6	175	8	7	1	...	...	...
Gasoline service stations	843	26,062	598	15,252	245	10,810	296	187	78	31	236	6,324
Lumber, building, hardware group, total	247	9,954	109	3,106	138	6,848	194	122	55	17	40	1,414
Lumber yards	15	716	1	(x)	14	(x)	(x)	(x)	(x)	(x)	...	...
Building materials dealers	16	844	2	(x)	14	(x)	(x)	(x)	(x)	(x)	3	151
Paint, glass, wallpaper stores	47	1,445	32	959	15	486	17	17	...	...	16	346
Heating, plumbing, electrical supply stores	27	1,351	5	153	22	1,198	35	24	11	...	4	173
Hardware stores	127	4,869	68	1,887	59	2,982	69	58	8	3	17	744
Farm equipment dealers	15	729	1	(x)	14	(x)	(x)	(x)	(x)	(x)	...	...
Drug and proprietary stores	260	12,161	259	12,063	1	(x)	(x)	(x)	...	...	64	3,072
Liquor stores	211	9,065	179	7,211	32	1,854	35	34	1	...	45	1,752
Second-hand stores	82	1,093	47	506	35	587	46	24	13	9	14	119
Other retail stores, total	822	23,021	549	13,067	273	9,954	483	151	218	114	188	4,178
Fuel dealers, except fuel oil	45	1,944	4	227	41	1,717	78	14	40	24	9	278
Fuel oil dealers	88	3,588	4	128	84	3,460	199	26	106	67	14	572
Ice dealers	(1)	(1)	(1)	(1)	(1)	(1)	(1)	(1)	(1)	(1)	(1)	(1)
Hay, grain, feed stores	23	1,520	3	8	20	1,512	43	8	31	4	...	...
Other farm, garden supply stores	3	44	1	(x)	2	(x)	(x)	(x)	...	...	2	42
Florists	81	1,820	31	605	50	1,215	57	54	3	...	17	322
All other retail stores	555	13,816	504	12,087	51	1,729	57	37	14	6	143	2,914

See footnotes at end of table.

Table 14C.—RETAIL TRADE—TRUCKS AND TRUCK-TRACTORS OPERATED, DECEMBER 1948, BY LARGE STORES AND MULTI-UNITS, AND SMALL-STORE SAMPLE—GEOGRAPHIC DIVISION, BY KIND OF BUSINESS—Continued

MIDDLE ATLANTIC

[See text for explanatory material and description of sample data included]

Kind of business	Large stores and multiunits											
	Stores reporting data on trucks and truck-tractors										Stores not reporting data on trucks or truck-tractors	
	Total		Stores not operating trucks or truck-tractors		Stores operating trucks and truck-tractors							
							Number of trucks and truck-tractors					
								Manufacturers' rated capacity				
	Stores (Number)	Sales, entire year (Thousand dollars)	Number	Sales, entire year (Thousand dollars)	Number	Sales, entire year (Thousand dollars)	Total	Under 1½ tons	1½ tons	Over 1½ tons	Number	Sales, entire year (Thousand dollars)
Total	67,096	16,525,489	46,043	9,370,541	21,053	7,154,948	65,139	33,290	16,080	15,769	11,261	2,878,304
Warehouses, administrative offices, auxiliary units	...	...	...	...	...	...	1,762	251	328	1,183	...	...
Stores	67,096	16,525,489	46,043	9,370,541	21,053	7,154,948	63,377	33,039	15,752	14,586	11,261	2,878,304
STORES												
Food group, total	17,688	3,238,889	12,557	1,992,049	5,131	1,246,840	20,185	14,821	3,946	1,418	4,199	1,431,872
Grocery stores	10,297	2,078,010	7,554	1,566,089	2,743	511,921	3,827	3,211	440	176	2,840	1,260,373
Meat markets, fish markets	2,341	338,837	1,482	189,903	859	148,934	1,224	996	175	53	526	71,898
Milk dealers	757	454,291	29	7,024	728	447,267	11,591	7,623	2,925	1,043	57	16,129
Bakery products stores	1,022	97,391	845	72,890	177	24,501	737	609	117	11	182	17,862
Other food stores	3,271	270,360	2,647	156,143	624	114,217	2,806	2,382	289	135	594	65,610
Eating and drinking places	5,826	864,306	5,492	752,903	334	111,403	688	547	119	22	1,373	178,141
General stores	245	60,758	57	7,001	188	53,757	324	214	70	40	9	1,154
General merchandise group, total	2,913	2,974,278	2,501	1,839,171	412	1,135,107	1,630	1,119	256	255	209	73,472
Department stores	356	2,256,169	151	1,191,527	205	1,064,642	1,333	915	195	223	10	49,758
General merchandise, variety stores	2,557	718,109	2,350	647,644	207	70,465	297	204	61	32	199	23,714
Apparel group	8,963	1,924,934	8,702	1,731,012	261	193,922	457	398	41	18	1,272	239,530
Furniture, furnishings, appliance group, total	5,204	1,104,416	2,274	439,276	2,930	665,140	5,729	3,686	1,556	487	631	122,280
Furniture stores	2,038	521,787	688	158,878	1,350	362,909	2,725	1,224	1,131	370	219	51,250
Floor covering stores	366	62,202	118	18,005	248	44,197	454	349	87	18	43	8,055
Other home furnishing stores	473	86,129	375	66,523	98	19,606	153	122	25	6	79	12,221
Household appliance stores	1,823	302,398	816	122,691	1,007	179,707	2,012	1,647	283	82	206	33,686
Radio stores	504	131,900	277	73,179	227	58,721	385	344	30	11	84	17,068
Automotive group, total	6,956	2,679,731	3,596	1,152,197	3,360	1,527,534	5,711	3,833	1,336	542	1,359	508,499
Motor vehicle (new and used) dealers	4,817	2,232,522	2,095	833,212	2,722	1,399,310	4,638	2,991	1,177	470	968	419,025
Motor vehicle (used) dealers	1,021	297,707	918	262,347	103	35,360	149	83	45	21	223	70,478
Tire, battery, accessory dealers	985	122,474	506	44,877	479	77,597	847	709	96	42	137	13,968
Other automotive dealers	133	27,028	77	11,761	56	15,267	77	50	18	9	31	5,028
Gasoline service stations	2,356	197,206	1,822	128,868	534	68,338	960	511	222	227	334	32,317
Lumber, building, hardware group, total	4,274	1,056,138	814	153,555	3,460	902,583	11,001	3,712	3,615	3,674	495	107,621
Lumber yards	1,622	512,738	115	29,266	1,507	483,472	5,702	959	2,283	2,460	140	48,232
Building materials dealers	361	101,822	58	10,575	303	91,247	1,469	255	441	773	49	12,297
Paint, glass, wallpaper stores	457	54,336	194	15,621	263	38,715	363	247	95	21	54	4,110
Heating, plumbing, electrical supply stores	360	65,451	65	8,864	295	56,587	1,105	791	252	62	52	9,248
Hardware stores	960	219,911	304	77,208	656	142,703	1,190	856	206	128	122	18,435
Farm equipment dealers	514	101,880	78	12,021	436	89,859	1,172	604	338	230	78	15,299
Drug and proprietary stores	2,233	321,081	2,054	287,539	179	33,542	209	197	11	1	315	37,145
Liquor stores	1,556	343,914	1,275	293,666	281	50,248	588	387	160	41	210	30,416
Second-hand stores	286	18,525	233	12,240	53	6,285	145	40	58	47	29	2,199
Other retail stores, total	8,596	1,741,313	4,666	581,064	3,930	1,160,249	15,750	3,574	4,362	7,814	826	113,658
Fuel dealers, except fuel oil	1,283	359,988	122	37,306	1,161	322,682	6,189	817	1,754	3,616	51	11,943
Fuel oil dealers	728	250,033	49	17,207	679	232,826	4,241	742	829	2,670	27	7,370
Ice dealers	54	4,965	11	453	43	4,512	300	25	126	149	7	536
Hay, grain, feed stores	1,580	442,312	299	51,405	1,281	390,907	3,556	876	1,425	1,255	106	21,902
Other farm, garden supply stores	133	34,465	51	9,603	82	24,862	283	122	86	75	6	1,393
Florists	306	20,958	130	5,177	176	15,781	289	242	33	14	41	2,108
All other retail stores	4,512	628,592	4,004	459,913	508	168,679	894	750	109	35	588	68,406

See footnote at end of table.

Table 14C.—RETAIL TRADE—TRUCKS AND TRUCK-TRACTORS OPERATED, DECEMBER 1948, BY LARGE STORES AND MULTI-UNITS, AND SMALL-STORE SAMPLE—GEOGRAPHIC DIVISION, BY KIND OF BUSINESS—Continued

MIDDLE ATLANTIC

[See text for explanatory material and description of sample data included]

Kind of business	Sample of small single-unit stores											
	Stores reporting data on trucks and truck-tractors										Stores not reporting data on trucks or truck-tractors	
	Total		Stores not operating trucks or truck-tractors		Stores operating trucks and truck-tractors							
							Number of trucks and truck-tractors					
								Manufacturers' rated capacity				
	Stores (Number)	Sales, entire year (Thousand dollars)	Number	Sales, entire year (Thousand dollars)	Number	Sales, entire year (Thousand dollars)	Total	Under 1½ tons	1½ tons	Over 1½ tons	Number	Sales, entire year (Thousand dollars)
Total	25,485	744,604	21,556	583,649	3,929	160,955	5,055	3,445	1,075	535	6,256	171,467
Warehouses, administrative offices, auxiliary units	...	...	...	...	...	...	...	...	...	...	...	...
Stores	25,485	744,604	21,556	583,649	3,929	160,955	5,055	3,445	1,075	535	6,256	171,467
STORES												
Food group, total	8,449	246,307	6,959	183,651	1,490	62,656	1,821	1,531	229	61	1,736	49,687
Grocery stores	4,512	139,287	3,787	105,450	725	33,837	770	695	60	15	889	27,218
Meat markets, fish markets	927	35,830	717	26,117	210	9,713	240	211	23	6	223	8,026
Milk dealers	133	6,611	5	206	128	6,405	282	228	39	15	13	557
Bakery products stores	433	14,135	335	10,566	98	3,569	140	135	5	...	109	2,957
Other food stores	2,444	50,444	2,115	41,312	329	9,132	389	262	102	25	502	10,929
Eating and drinking places	5,231	145,857	5,183	144,146	48	1,711	73	51	18	4	1,842	49,354
General stores	119	4,183	78	2,181	41	2,002	44	32	10	2	19	756
General merchandise group, total	587	13,249	569	12,556	18	693	18	15	3	...	116	2,866
Department stores	...	...	...	...	...	...	...	...	...	...	...	...
General merchandise, variety stores	587	13,249	569	12,556	18	693	18	15	3	...	116	2,866
Apparel group	2,048	61,177	2,037	60,759	11	418	11	8	3	...	493	13,680
Furniture, furnishings, appliance group, total	1,109	35,101	684	16,890	425	18,211	510	426	71	13	267	7,039
Furniture stores	245	10,474	141	4,930	104	5,544	119	80	30	9	47	1,434
Floor covering stores	109	3,654	43	806	66	2,848	78	70	7	1	23	782
Other home furnishing stores	350	6,709	279	4,747	71	1,962	97	73	21	3	108	2,151
Household appliance stores	295	10,316	152	4,375	143	5,941	168	159	9	...	56	1,904
Radio stores	110	3,948	69	2,032	41	1,916	48	44	4	...	33	768
Automotive group, total	411	16,853	291	10,851	120	6,002	162	101	52	9	101	3,682
Motor vehicle (new and used) dealers	101	6,470	59	3,703	42	2,767	58	27	28	3	16	1,074
Motor vehicle (used) dealers	112	4,293	99	3,742	13	551	18	12	4	2	27	997
Tire, battery, accessory dealers	158	4,981	101	2,667	57	2,314	78	57	19	2	40	985
Other automotive dealers	40	1,109	32	739	8	370	8	5	1	2	18	626
Gasoline service stations	2,159	62,309	1,804	49,176	355	13,133	392	285	89	18	674	18,779
Lumber, building, hardware group, total	882	32,240	467	11,133	415	21,107	590	380	137	73	144	4,160
Lumber yards	69	3,466	9	302	60	3,164	113	27	52	34	9	404
Building materials dealers	39	1,713	11	194	28	1,519	62	18	25	19	2	25
Paint, glass, wallpaper stores	193	5,825	118	2,599	75	3,226	79	73	5	1	44	897
Heating, plumbing, electrical supply stores	92	3,569	38	900	54	2,669	95	73	16	6	13	312
Hardware stores	432	14,536	280	6,640	152	7,896	170	152	15	3	68	2,111
Farm equipment dealers	57	3,131	11	498	46	2,633	71	37	24	10	8	411
Drug and proprietary stores	798	29,590	781	28,608	17	982	17	16	1	...	164	6,787
Liquor stores	494	22,732	339	15,843	155	6,889	155	106	44	5	37	1,625
Second-hand stores	246	3,166	168	2,023	78	1,143	87	60	24	3	57	601
Other retail stores, total	2,952	71,840	2,196	45,832	756	26,008	1,175	434	394	347	606	12,451
Fuel dealers, except fuel oil	256	9,953	15	607	241	9,346	483	78	183	222	18	666
Fuel oil dealers	72	3,331	6	209	66	3,122	134	20	57	57	2	93
Ice dealers	72	751	13	87	59	664	102	29	52	21	3	32
Hay, grain, feed stores	82	3,880	13	406	69	3,474	101	38	44	19	7	334
Other farm, garden supply stores	14	345	5	53	9	292	18	5	3	10	4	65
Florists	287	5,880	142	2,139	145	3,741	170	156	9	5	54	947
All other retail stores	2,169	47,700	2,002	42,331	167	5,369	167	108	46	13	518	10,314

See footnotes at end of table.

Table 14C.—RETAIL TRADE—TRUCKS AND TRUCK-TRACTORS OPERATED, DECEMBER 1948, BY LARGE STORES AND MULTI-UNITS, AND SMALL-STORE SAMPLE—GEOGRAPHIC DIVISION, BY KIND OF BUSINESS—Continued

EAST NORTH CENTRAL

[See text for explanatory material and description of sample data included]

Kind of business	Large stores and multiunits											
	Stores reporting data on trucks and truck-tractors										Stores not reporting data on trucks or truck-tractors	
	Total		Stores not operating trucks or truck-tractors		Stores operating trucks and truck-tractors							
							Number of trucks and truck-tractors					
								Manufacturers' rated capacity				
	Stores (Number)	Sales, entire year (Thousand dollars)	Number	Sales, entire year (Thousand dollars)	Number	Sales, entire year (Thousand dollars)	Total	Under 1½ tons	1½ tons	Over 1½ tons	Number	Sales, entire year (Thousand dollars)
Total	68,765	17,850,002	42,994	9,047,958	25,971	8,802,044	73,248	37,795	23,604	11,849	12,218	2,844,105
Warehouses, administrative offices, auxiliary units	...	...	...	...	...	...	2,599	426	417	1,756	...	...
Stores	68,965	17,850,002	42,994	9,047,958	25,971	8,802,044	70,649	37,369	23,187	10,093	12,218	2,844,105
STORES												
Food group, total	15,330	3,211,746	10,356	2,038,456	4,974	1,173,290	17,247	13,155	3,169	923	3,597	1,089,606
Grocery stores	10,836	2,414,352	7,406	1,773,924	3,430	640,428	4,271	3,618	507	146	3,006	1,018,011
Meat markets, fish markets	1,198	189,023	789	116,769	409	72,254	516	443	52	21	190	27,586
Milk dealers	560	335,266	22	12,260	538	323,006	8,825	5,835	2,314	676	48	16,336
Bakery products stores	535	41,097	435	27,620	100	13,477	277	243	30	4	125	8,255
Other food stores	2,201	232,008	1,704	107,883	497	124,125	3,358	3,016	266	76	228	19,418
Eating and drinking places	5,028	556,530	4,803	508,374	225	48,156	632	544	64	24	1,514	151,993
General stores	324	64,072	136	22,698	188	41,374	280	180	87	13	40	5,737
General merchandise group, total	3,645	3,689,027	3,125	2,019,463	520	1,669,564	2,436	1,444	457	535	274	98,676
Department stores	601	2,892,637	336	1,295,941	265	1,596,696	2,101	1,206	375	520	22	61,741
General merchandise, variety stores	3,044	796,390	2,789	723,522	255	72,868	335	238	82	15	252	36,935
Apparel group	7,234	1,365,117	7,102	1,270,452	132	94,665	208	183	14	11	1,106	220,187
Furniture, furnishings, appliance group, total	4,881	914,115	1,979	289,787	2,902	624,328	5,424	3,699	1,353	372	635	104,604
Furniture stores	2,142	493,086	582	106,475	1,560	386,611	2,753	1,413	1,048	292	276	51,069
Floor covering stores	260	58,867	71	9,704	189	49,163	407	325	71	11	48	9,917
Other home furnishing stores	312	58,927	245	47,927	67	11,000	123	87	32	4	43	4,758
Household appliance stores	1,993	269,765	978	106,778	1,015	162,987	2,037	1,784	191	62	232	33,372
Radio stores	174	33,470	103	18,903	71	14,567	104	90	11	3	36	5,488
Automotive group, total	9,300	3,609,616	4,304	1,318,097	4,996	2,291,519	8,108	5,493	1,960	631	1,844	684,205
Motor vehicle (new and used) dealers	6,465	3,000,685	2,396	908,506	4,069	2,092,179	6,503	4,135	1,781	587	1,366	572,555
Motor vehicle (used) dealers	1,337	379,532	1,204	326,828	133	52,704	183	119	50	14	348	91,154
Tire, battery, accessory dealers	1,231	174,224	545	56,368	686	117,856	1,197	1,079	98	20	73	9,926
Other automotive dealers	267	55,175	159	26,395	108	28,780	201	160	31	10	57	10,570
Gasoline service stations	3,423	375,730	2,502	239,040	921	136,690	1,681	868	533	280	607	63,873
Lumber, building, hardware group, total	8,498	1,864,752	1,699	250,652	6,799	1,614,100	19,115	7,350	8,404	3,361	880	154,581
Lumber yards	3,136	854,451	238	32,569	2,898	821,882	9,236	2,030	5,444	1,762	178	42,047
Building materials dealers	587	185,974	101	31,100	486	154,874	2,760	465	1,183	1,112	57	12,681
Paint, glass, wallpaper stores	550	49,456	399	25,970	151	23,486	232	176	45	11	76	7,312
Heating, plumbing, electrical supply stores	583	93,644	121	12,774	462	80,870	1,268	926	294	48	65	12,210
Hardware stores	1,620	324,590	550	107,132	1,070	217,458	1,840	1,445	340	55	176	24,543
Farm equipment dealers	2,022	356,637	290	41,107	1,732	315,530	3,779	2,308	1,098	373	328	55,788
Drug and proprietary stores	2,727	485,142	2,559	449,034	168	36,108	201	197	4	...	539	76,319
Liquor stores	1,079	232,286	882	199,949	197	32,337	262	229	23	10	157	17,578
Second-hand stores	208	13,615	148	7,274	60	6,341	116	43	41	32	41	2,617
Other retail stores, total	7,288	1,468,254	3,399	434,682	3,889	1,033,572	14,963	3,984	7,078	3,901	984	174,129
Fuel dealers, except fuel oil	1,467	367,119	113	28,130	1,354	338,989	7,702	1,366	4,015	2,321	199	45,372
Fuel oil dealers	116	46,345	8	4,648	108	41,697	845	200	233	412	18	5,420
Ice dealers	75	9,005	13	300	62	8,705	633	173	346	114	7	495
Hay, grain, feed stores	2,003	527,545	310	47,303	1,693	480,242	4,435	1,312	2,174	949	182	42,393
Other farm, garden supply stores	220	48,978	79	11,039	141	37,939	390	151	177	62	23	4,124
Florists	255	18,910	114	4,162	141	14,748	262	240	19	3	39	2,694
All other retail stores	3,152	450,352	2,762	339,100	390	111,252	696	542	114	40	516	73,631

See footnotes at end of table.

Table 14C.—RETAIL TRADE—TRUCKS AND TRUCK-TRACTORS OPERATED, DECEMBER 1948, BY LARGE STORES AND MULTI-UNITS, AND SMALL-STORE SAMPLE—GEOGRAPHIC DIVISION, BY KIND OF BUSINESS—Continued

EAST NORTH CENTRAL

[See text for explanatory material and description of sample data included]

Kind of business	Sample of small single-unit stores											
	Stores reporting data on trucks and truck-tractors										Stores not reporting data on trucks or truck-tractors	
	Total		Stores not operating trucks or truck-tractors		Stores operating trucks and truck-tractors							
							Number of trucks and truck-tractors					
								Manufacturers' rated capacity				
	Stores (Number)	Sales, entire year (Thousand dollars)	Number	Sales, entire year (Thousand dollars)	Number	Sales, entire year (Thousand dollars)	Total	Under 1½ tons	1½ tons	Over 1½ tons	Number	Sales, entire year (Thousand dollars)
Total	20,996	682,983	17,313	512,968	3,683	170,015	4,827	3,366	1,162	299	5,908	180,008
Warehouses, administrative offices, auxiliary units	...	...	...	...	...	...	...	...	...	...	...	...
Stores	20,996	682,983	17,313	512,968	3,683	170,015	4,827	3,366	1,162	299	5,908	180,008
STORES												
Food group, total	5,849	198,763	4,767	148,192	1,082	50,571	1,251	1,089	147	15	1,416	46,384
Grocery stores	4,212	151,342	3,496	114,945	716	36,397	734	661	72	1	1,023	36,086
Meat markets, fish markets	318	13,649	265	10,915	53	2,734	58	55	3	...	78	3,195
Milk dealers	80	3,975	8	368	72	3,607	175	145	26	4	8	300
Bakery products stores	304	10,520	246	8,001	58	2,519	72	68	4	...	80	2,184
Other food stores	935	19,277	752	13,963	183	5,314	212	160	42	10	227	4,619
Eating and drinking places	5,300	139,244	5,230	136,827	70	2,417	88	78	9	1	1,826	48,014
General stores	146	6,452	99	3,411	47	3,041	61	36	25	...	39	1,305
General merchandise group, total	333	10,284	322	9,779	11	505	11	8	2	1	105	3,217
Department stores	...	...	...	...	...	...	...	...	...	...	...	...
General merchandise, variety stores	333	10,284	322	9,779	11	505	11	8	2	1	105	3,217
Apparel group	1,141	37,474	1,134	37,228	7	246	8	8	...	...	270	8,916
Furniture, furnishings, appliance group, total	880	30,830	438	11,382	442	19,448	516	453	56	7	226	5,906
Furniture stores	221	9,778	89	2,785	132	6,993	148	113	31	4	42	1,428
Floor covering stores	62	2,935	22	848	40	2,087	52	51	1	...	8	308
Other home furnishing stores	164	3,413	121	1,960	43	1,453	53	43	10	...	44	783
Household appliance stores	342	12,219	145	4,341	197	7,878	229	214	12	3	84	2,573
Radio stores	91	2,485	61	1,448	30	1,037	34	32	2	...	48	814
Automotive group, total	555	24,077	384	15,308	171	8,769	197	144	47	6	170	6,680
Motor vehicle (new and used) dealers	151	9,481	91	5,236	60	4,245	70	46	22	2	35	2,213
Motor vehicle (used) dealers	137	5,809	114	4,963	23	846	30	15	14	1	43	2,059
Tire, battery, accessory dealers	198	6,561	126	3,515	72	3,046	81	68	10	3	67	1,716
Other automotive dealers	69	2,226	53	1,594	16	632	16	15	1	...	25	692
Gasoline service stations	2,450	83,974	2,006	63,126	444	20,848	505	354	122	29	846	26,841
Lumber, building, hardware group, total	1,191	49,402	554	16,192	637	33,210	893	608	230	55	228	8,861
Lumber yards	93	5,028	15	610	78	4,418	119	38	63	18	14	826
Building materials dealers	39	2,062	8	246	31	1,816	58	15	34	9	7	311
Paint, glass, wallpaper stores	184	5,090	132	2,911	52	2,179	63	51	12	...	42	840
Heating, plumbing, electrical supply stores	157	6,566	37	1,103	120	5,463	224	177	42	5	30	1,173
Hardware stores	548	20,513	321	9,177	227	11,336	254	229	21	4	96	3,405
Farm equipment dealers	170	10,143	41	2,145	129	7,998	175	98	58	19	39	2,306
Drug and proprietary stores	594	26,987	590	26,799	4	188	14	3	11	...	177	8,274
Liquor stores	348	14,292	295	11,497	53	2,795	65	56	7	2	74	2,500
Second-hand stores	198	2,484	135	1,405	63	1,079	75	40	31	4	58	1,180
Other retail stores, total	2,011	58,720	1,359	31,822	652	26,898	1,143	489	475	179	473	11,930
Fuel dealers, except fuel oil	250	11,678	20	841	230	10,837	535	150	269	116	36	1,676
Fuel oil dealers	17	877	...	...	17	877	42	3	22	17	1	4
Ice dealers	41	1,121	4	101	37	1,020	110	37	61	12	9	104
Hay, grain, feed stores	146	6,985	36	1,117	110	5,868	148	59	67	22	30	894
Other farm, garden supply stores	34	761	17	153	17	608	29	10	14	5	8	298
Florists	224	5,136	98	1,324	126	3,812	151	142	8	1	50	1,010
All other retail stores	1,299	32,162	1,184	28,286	115	3,876	128	88	34	6	339	7,944

See footnotes at end of table.

Table 14C.—RETAIL TRADE—TRUCKS AND TRUCK-TRACTORS OPERATED, DECEMBER 1948, BY LARGE STORES AND MULTI-UNITS, AND SMALL-STORE SAMPLE—GEOGRAPHIC DIVISION, BY KIND OF BUSINESS—Continued

WEST NORTH CENTRAL

[See text for explanatory material and description of sample data included]

Kind of business	Large stores and multiunits											
	Stores reporting data on trucks and truck tractors										Stores not reporting data on trucks or truck-tractors	
	Total		Stores not operating trucks or truck-tractors		Stores operating trucks and truck-tractors							
							Number of trucks and truck-tractors					
								Manufacturers' rated capacity				
	Stores (Number)	Sales, entire year (Thousand dollars)	Number	Sales, entire year (Thousand dollars)	Number	Sales, entire year (Thousand dollars)	Total	Under 1½ tons	1½ tons	Over 1½ tons	Number	Sales, entire year (Thousand dollars)
Total	37,590	8,310,263	21,730	3,735,126	15,860	4,575,137	36,190	19,382	11,964	4,844	4,58[illegible]	8[illegible],008
Warehouses, administrative offices, auxiliary units	...	...	...	...	...	...	1,099	93	87	919	...	...
Stores	37,590	8,310,263	21,730	3,735,126	15,860	4,575,137	35,091	19,289	11,877	3,925	4,58[illegible]	891,008
STORES												
Food group, total	6,981	1,413,783	4,611	896,790	2,370	516,993	6,001	4,691	1,081	229	868	190,112
Grocery stores	5,903	1,226,871	3,914	846,942	1,989	379,929	2,597	2,233	293	71	723	173,093
Meat markets, fish markets	197	33,504	112	15,800	85	17,704	121	99	18	4	28	3,812
Milk dealers	138	89,243	12	7,762	126	81,481	2,238	1,414	705	119	14	6,273
Bakery products stores	192	9,637	155	5,772	37	3,865	78	75	3	...	19	715
Other food stores	551	54,528	418	20,514	133	34,014	967	870	62	35	84	6,219
Eating and drinking places	2,184	197,484	2,083	170,052	101	17,432	225	196	24	5	314	33,004
General stores	417	73,390	241	35,348	176	38,042	248	163	71	14	47	6,828
General merchandise group, total	2,212	1,462,857	1,961	642,823	251	820,034	984	700	210	74	106	26,285
Department stores	274	997,336	162	249,547	112	747,789	780	568	151	61	4	9,349
General merchandise, variety stores	1,938	465,521	1,799	393,276	139	72,245	204	132	59	13	102	16,936
Apparel group	2,712	500,508	2,652	478,671	60	21,837	79	71	5	3	356	71,757
Furniture, furnishings, appliance group, total	2,430	406,184	971	94,720	1,459	311,464	3,196	2,378	687	131	248	25,967
Furniture stores	945	232,772	223	28,035	722	204,737	1,570	980	514	76	79	11,133
Floor covering stores	69	15,333	19	2,774	50	12,559	138	117	9	12	2	497
Other home furnishing stores	88	22,366	65	18,124	23	4,242	47	30	17	...	4	1,448
Household appliance stores	1,296	132,890	647	44,359	649	88,531	1,420	1,231	146	43	160	12,745
Radio stores	32	2,823	17	1,428	15	1,395	21	20	1	...	3	144
Automotive group, total	5,560	1,798,698	2,345	599,202	3,215	1,199,496	5,341	3,214	1,586	541	862	253,468
Motor vehicle (new and used) dealers	4,270	1,537,457	1,575	440,962	2,695	1,096,495	4,430	2,471	1,450	509	688	216,752
Motor vehicle (used) dealers	572	151,113	483	120,293	89	30,820	130	78	45	7	111	28,400
Tire, battery, accessory dealers	611	84,873	214	24,601	397	60,272	732	630	85	17	41	5,451
Other automotive dealers	107	25,255	73	13,346	34	11,909	49	35	6	8	22	2,865
Gasoline service stations	2,299	223,408	1,356	94,349	943	129,059	1,766	567	914	285	291	28,236
Lumber, building, hardware group, total	8,007	1,371,511	2,505	296,541	5,502	1,074,970	11,538	5,237	4,831	1,470	785	129,436
Lumber yards	3,399	558,385	1,244	119,777	2,155	438,608	4,837	1,008	3,011	818	231	35,594
Building materials dealers	196	48,975	45	5,476	151	43,499	690	105	351	234	15	3,478
Paint, glass, wallpaper stores	228	23,370	141	10,605	87	12,765	122	103	17	2	15	1,315
Heating, plumbing, electrical supply stores	264	41,913	31	4,013	233	37,900	775	646	107	22	31	4,272
Hardware stores	1,057	172,794	412	54,265	645	118,529	1,064	867	147	50	92	12,233
Farm equipment dealers	2,863	526,074	632	102,405	2,231	423,669	4,050	2,508	1,198	344	401	72,544
Drug and proprietary stores	1,079	187,937	1,022	175,557	57	12,380	68	66	2	...	156	21,287
Liquor stores	554	65,072	523	59,692	31	5,380	41	39	2	...	238	47,421
Second-hand stores	90	5,566	58	1,963	32	3,603	54	20	30	4	15	1,048
Other retail stores, total	3,065	613,865	1,402	189,418	1,663	424,447	5,550	1,947	2,434	1,169	301	56,[illegible]59
Fuel dealers, except fuel oil	388	77,122	38	4,778	350	72,344	2,167	656	1,068	443	29	6,194
Fuel oil dealers	64	24,950	5	770	59	24,180	461	90	206	165	2	522
Ice dealers	43	2,647	10	421	33	2,226	210	89	112	9	1	44
Hay, grain, feed stores	1,114	290,697	220	42,993	894	247,704	2,050	674	908	468	121	30,502
Other farm, garden supply stores	162	36,217	78	10,383	84	25,834	180	76	62	42	18	3,508
Florists	99	9,283	28	1,107	71	8,176	147	123	21	3	3	206
All other retail stores	1,195	172,949	1,023	128,966	172	43,983	335	239	57	39	127	15,[illegible]83

See footnote at end of table.

Table 14C.—RETAIL TRADE—TRUCKS AND TRUCK-TRACTORS OPERATED, DECEMBER 1948, BY LARGE STORES AND MULTI-UNITS, AND SMALL-STORE SAMPLE— GEOGRAPHIC DIVISION, BY KIND OF BUSINESS —Continued

WEST NORTH CENTRAL

[See text for explanatory material and description of sample data included]

Kind of business	Sample of small single-unit stores											
	Stores reporting data on trucks and truck-tractors										Stores not reporting data on trucks or truck-tractors	
	Total		Stores not operating trucks or truck-tractors		Stores operating trucks and truck-tractors							
							Number of trucks and truck-tractors					
								Manufacturers' rated capacity				
	Stores (Number)	Sales, entire year (Thousand dollars)	Number	Sales, entire year (Thousand dollars)	Number	Sales, entire year (Thousand dollars)	Total	Under 1½ tons	1½ tons	Over 1½ tons	Number	Sales, entire year (Thousand dollars)
Total	11,198	351,685	8,935	249,987	2,263	101,698	2,864	2,001	724	139	2,505	71,387
Warehouses, administrative offices, auxiliary units	...	...	...	...	...	...	...	...	...	...	...	...
Stores	11,198	351,685	8,935	249,987	2,263	101,698	2,864	2,001	724	139	2,505	71,387
STORES												
Food group, total	2,538	86,819	2,025	62,298	513	24,521	559	508	39	12	509	16,154
Grocery stores	2,061	75,470	1,647	54,569	414	20,901	424	388	30	6	402	13,399
Meat markets, fish markets	68	2,438	47	1,683	21	755	21	20	1	...	22	1,079
Milk dealers	32	1,441	7	162	25	1,279	53	49	3	1	1	9
Bakery products stores	131	3,781	112	3,119	19	662	20	19	1	...	27	680
Other food stores	246	3,689	212	2,765	34	924	41	32	4	5	57	987
Eating and drinking places	2,572	58,282	2,547	57,500	25	782	26	22	2	2	723	15,606
General stores	158	5,873	105	3,681	53	2,192	55	38	16	1	18	875
General merchandise group, total	251	7,682	225	6,599	26	1,083	26	15	11	...	38	1,446
Department stores	...	...	...	...	...	...	...	...	...	...	...	...
General merchandise, variety stores	251	7,682	225	6,599	26	1,083	26	15	11	...	38	1,446
Apparel group	503	16,583	498	16,519	5	64	5	4	1	...	88	3,292
Furniture, furnishings, appliance group, total	476	16,334	222	5,772	254	10,562	302	278	20	4	108	3,226
Furniture stores	140	5,840	53	1,677	87	4,163	97	88	9	...	33	1,327
Floor covering stores	12	468	5	240	7	228	9	8	1	...	4	152
Other home furnishing stores	54	1,005	36	573	18	432	18	17	1	...	10	258
Household appliance stores	234	8,229	108	3,063	126	5,166	158	146	8	4	43	1,129
Radio stores	(1)	(1)	(1)	(1)	(1)	(1)	(1)	(1)	(1)	(1)	(1)	(1)
Automotive group, total	447	18,617	297	11,049	150	7,568	188	128	51	9	69	3,163
Motor vehicle (new and used) dealers	132	7,732	76	3,876	56	3,856	67	40	24	3	25	1,625
Motor vehicle (used) dealers	97	4,388	78	3,468	19	920	26	15	7	4	10	507
Tire, battery, accessory dealers	191	5,646	116	2,854	75	2,792	95	73	20	2	30	969
Other automotive dealers	27	851	27	851	...	...	...	...	...	...	4	62
Gasoline service stations	1,650	47,248	1,315	33,374	335	13,874	397	235	142	20	439	10,800
Lumber, building, hardware group, total	948	42,753	442	15,404	506	27,349	681	486	171	24	164	6,367
Lumber yards	76	4,291	18	932	58	3,359	76	23	45	8	12	625
Building materials dealers	20	584	7	145	13	439	22	5	11	6	2	40
Paint, glass, wallpaper stores	76	2,107	51	1,101	25	1,006	32	25	7	...	15	420
Heating, plumbing, electrical supply stores	117	4,828	28	804	89	4,024	141	133	8	...	26	891
Hardware stores	431	17,312	262	8,255	169	9,057	193	174	19	...	78	2,558
Farm equipment dealers	228	13,631	76	4,167	152	9,464	217	126	81	10	31	1,833
Drug and proprietary stores	392	16,115	385	15,765	7	350	7	7	...	...	103	4,173
Liquor stores	194	7,433	188	7,253	6	180	6	6	...	...	39	1,620
Second-hand stores	139	1,361	85	528	54	833	64	46	17	1	21	79
Other retail stores, total	930	26,585	601	14,245	329	12,340	548	228	254	66	186	4,586
Fuel dealers, except fuel oil	97	4,096	12	371	85	3,725	224	57	129	38	13	430
Fuel oil dealers	2	(x)	...	...	2	(x)	4	(x)	(x)	(x)	...	...
Ice dealers	(1)	(1)	(1)	(1)	(1)	(1)	(1)	(1)	(1)	(1)	(1)	(1)
Hay, grain, feed stores	153	6,118	61	2,096	92	4,022	121	51	56	14	26	638
Other farm, garden supply stores	30	982	17	577	13	405	14	7	6	1	10	330
Florists	70	2,073	22	353	48	1,720	56	53	3	...	6	125
All other retail stores	553	12,878	485	10,838	68	2,040	81	37	38	6	127	3,024

See footnotes at end of table.

952998 (8-A) O - 51 - 2

Table 14C.—RETAIL TRADE—TRUCKS AND TRUCK-TRACTORS OPERATED, DECEMBER 1948, BY LARGE STORES AND MULTI-UNITS, AND SMALL-STORE SAMPLE—GEOGRAPHIC DIVISION, BY KIND OF BUSINESS—Continued

SOUTH ATLANTIC

[See text for explanatory material and description of sample data included]

Kind of business	Large stores and multiunits											
	Stores reporting data on trucks and truck-tractors										Stores not reporting data on trucks or truck-tractors	
	Total		Stores not operating trucks or truck-tractors		Stores operating trucks and truck-tractors							
							Number of trucks and truck-tractors					
								Manufacturers' rated capacity				
	Stores (Number)	Sales, entire year (Thousand dollars)	Number	Sales, entire year (Thousand dollars)	Number	Sales, entire year (Thousand dollars)	Total	Under 1½ tons	1½ tons	Over 1½ tons	Number	Sales, entire year (Thousand dollars)
Total	40,480	9,293,987	25,588	4,400,710	15,392	4,893,277	42,462	23,472	13,065	5,925	5,253	1,192,436
Warehouses, administrative offices and auxiliary units	...	...	...	...	...	...	827	160	186	481	...	...
Stores	40,480	9,293,987	25,588	4,400,710	15,392	4,893,277	41,635	23,312	12,879	5,444	5,253	1,192,436
STORES												
Food group, total	7,754	1,523,491	4,934	933,846	2,820	589,645	7,919	5,546	1,891	482	1,580	503,973
Grocery stores	6,109	1,296,904	3,804	881,061	2,305	415,843	3,165	2,623	370	172	1,453	490,090
Meat markets, fish markets	290	36,405	164	16,473	126	19,930	210	181	22	7	32	5,026
Milk dealers	150	106,620	8	1,527	142	105,093	3,062	1,389	1,414	259	5	2,092
Bakery products stores	185	8,561	139	4,564	46	3,997	81	78	3	...	21	1,885
Other food stores	1,020	75,001	819	30,219	201	44,782	1,401	1,275	82	44	69	4,880
Eating and drinking places	3,248	292,976	3,025	252,863	223	40,113	357	299	50	8	455	43,725
General stores	776	151,032	287	36,445	489	114,587	761	450	256	55	49	9,210
General merchandise group, total	3,217	1,714,525	2,657	780,473	560	934,052	1,905	1,152	524	229	228	40,892
Department stores	407	1,083,438	246	252,789	161	830,649	1,175	681	329	165	7	14,107
General merchandise, variety stores	2,810	631,087	2,411	527,684	399	103,403	730	471	195	64	221	26,785
Apparel group	4,446	750,184	4,262	646,598	184	103,586	246	217	25	4	542	81,388
Furniture, furnishings, appliance group, total	3,429	572,996	818	100,915	2,611	472,081	6,887	5,131	1,482	274	248	36,863
Furniture stores	1,826	348,621	214	28,048	1,612	320,573	4,338	3,074	1,077	187	115	20,166
Floor covering stores	86	16,884	20	2,346	66	14,538	199	149	43	7	3	837
Other home furnishing stores	197	33,363	131	21,725	66	11,638	142	111	26	5	28	4,486
Household appliance stores	1,242	155,991	414	38,459	828	117,532	2,130	1,734	322	74	100	11,145
Radio stores	78	18,137	39	10,337	39	7,800	78	63	14	1	2	229
Automotive group, total	5,483	1,939,257	2,659	709,901	2,824	1,229,356	5,576	3,684	1,311	581	843	279,842
Motor vehicle (new and used) dealers	3,691	1,587,152	1,474	468,070	2,217	1,119,082	4,359	2,814	1,192	353	618	230,996
Motor vehicle (used) dealers	839	211,856	761	194,241	78	17,615	134	77	50	7	154	39,690
Tire, battery, accessory dealers	838	117,669	360	37,281	478	80,388	1,014	929	65	20	49	5,275
Other automotive dealers	115	22,580	64	10,309	51	12,271	69	64	4	1	22	3,881
Gasoline service stations	2,262	183,358	1,672	111,293	590	72,065	916	630	214	72	242	21,351
Lumber, building, hardware group, total	3,170	793,946	565	85,294	2,605	708,652	8,317	3,033	3,665	1,619	299	61,348
Lumber yards	903	318,477	55	15,572	848	302,905	3,651	644	2,097	910	71	21,925
Building materials dealers	295	95,218	24	3,963	271	91,255	1,378	314	637	427	31	7,802
Paint, glass, wallpaper stores	217	24,597	89	5,348	128	19,249	223	170	50	3	11	1,273
Heating, plumbing, electrical supply stores	125	22,049	13	1,522	112	20,527	447	334	88	25	16	2,189
Hardware stores	1,013	206,858	278	45,808	735	161,050	1,324	827	381	116	99	15,582
Farm equipment dealers	617	126,747	106	13,081	511	113,666	1,294	744	412	138	71	12,577
Drug and proprietary stores	1,647	281,338	1,500	247,808	147	33,530	195	188	5	2	201	26,357
Liquor stores	1,361	321,825	1,216	283,200	145	38,625	178	149	21	8	133	18,017
Second-hand stores	156	9,785	96	5,289	60	4,496	138	37	64	37	22	2,533
Other retail stores, total	4,031	759,274	1,897	206,785	2,134	552,489	8,240	2,796	3,371	2,073	411	66,937
Fuel dealers, except fuel oil	477	108,107	23	3,431	454	104,676	3,278	934	1,448	896	25	4,543
Fuel oil dealers	128	52,507	6	966	122	51,541	1,125	250	400	475	5	675
Ice dealers	42	5,822	6	325	36	5,497	402	124	266	12	91	14,085
Hay, grain, feed stores	1,138	288,044	278	42,218	860	245,826	2,096	649	941	506	66	16,550
Other farm, garden supply stores	292	57,174	68	9,550	224	47,624	498	156	182	160	22	4,313
Florists	184	13,637	49	907	135	12,730	243	224	17	2	9	611
All other retail stores	1,770	233,983	1,467	149,388	303	84,595	598	459	117	22	193	26,160

See footnotes at end of table.

Table 14C.—RETAIL TRADE—TRUCKS AND TRUCK-TRACTORS OPERATED, DECEMBER 1948, BY LARGE STORES AND MULTI-UNITS, AND SMALL-STORE SAMPLE—GEOGRAPHIC DIVISION, BY KIND OF BUSINESS—Continued

SOUTH ATLANTIC

[See text for explanatory material and description of sample data included]

Kind of business	Sample of small single-unit stores											
	Stores reporting data on trucks and truck-tractors										Stores not reporting data on trucks or truck-tractors	
	Total		Stores not operating trucks or truck-tractors		Stores operating trucks and truck-tractors							
							Number of trucks and truck-tractors					
								Manufacturers' rated capacity				
	Stores (Number)	Sales, entire year (Thousand dollars)	Number	Sales, entire year (Thousand dollars)	Number	Sales, entire year (Thousand dollars)	Total	Under 1½ tons	1½ tons	Over 1½ tons	Number	Sales, entire year (Thousand dollars)
Total	14,444	369,706	12,036	270,076	2,408	99,630	3,141	2,265	722	154	3,225	69,724
Warehouses, administrative offices, auxiliary units	...	...	...	...	...	...	...	...	...	...	...	...
Stores	14,444	369,706	12,036	270,076	2,408	99,630	3,141	2,265	722	154	3,225	69,724
STORES												
Food group, total	5,591	116,940	4,737	83,822	854	33,118	980	806	157	17	1,120	20,588
Grocery stores	4,862	104,043	4,128	74,620	734	29,423	790	674	102	14	950	17,480
Meat markets, fish markets	156	3,151	123	2,222	33	929	40	33	7	...	36	822
Milk dealers	12	580	1	(x)	11	(x)	(x)	(x)	(x)	(x)	1	49
Bakery products stores	91	2,249	72	1,511	19	738	23	22	...	1	22	494
Other food stores	470	6,917	413	(x)	57	(x)	(x)	(x)	(x)	(x)	111	1,743
Eating and drinking places	2,628	52,236	2,582	50,637	46	1,599	78	40	36	2	844	14,828
General stores	424	11,731	312	7,137	112	4,594	151	94	48	9	47	1,020
General merchandise group, total	339	10,741	288	8,498	51	2,243	60	39	17	4	55	1,414
Department stores	...	...	...	...	...	...	...	...	...	...	...	...
General merchandise, variety stores	339	10,741	288	8,498	51	2,243	60	39	17	4	55	1,414
Apparel group	622	21,567	614	21,072	8	495	8	6	2	...	110	3,281
Furniture, furnishings, appliance group, total	538	20,206	218	5,829	320	14,377	426	360	52	14	91	2,607
Furniture stores	220	9,632	58	2,037	162	7,595	218	174	35	9	31	1,368
Floor covering stores	20	717	7	196	13	521	20	20	...	...	2	122
Other home furnishing stores	107	2,253	75	1,149	32	1,104	39	36	3	...	24	332
Household appliance stores	163	6,840	62	2,073	101	4,767	137	118	14	5	17	487
Radio stores	28	764	16	374	12	390	12	12	...	...	17	298
Automotive group, total	316	14,880	224	9,751	92	5,129	119	86	27	6	68	2,629
Motor vehicle (new and used) dealers	73	4,599	50	3,105	23	1,494	34	16	15	3	13	925
Motor vehicle (used) dealers	89	3,788	77	3,319	12	469	18	9	6	3	16	529
Tire, battery, accessory dealers	129	5,356	78	2,544	51	2,812	61	55	6	...	31	862
Other automotive dealers	25	1,137	19	783	6	354	6	6	...	...	8	313
Gasoline service stations	1,829	47,713	1,523	35,421	306	12,292	341	271	54	16	521	12,756
Lumber, building, hardware group, total	403	16,804	172	5,253	231	11,551	325	221	76	28	60	2,207
Lumber yards	36	1,653	7	163	29	1,490	47	15	23	9	4	262
Building materials dealers	21	667	6	107	15	560	32	9	9	14	4	178
Paint, glass, wallpaper stores	49	1,742	27	593	22	1,149	25	24	1	...	13	227
Heating, plumbing, electrical supply stores	37	1,658	8	289	29	1,369	59	48	7	4	7	241
Hardware stores	221	9,125	108	3,389	113	5,736	130	108	22	...	30	1,196
Farm equipment dealers	39	1,959	16	712	23	1,247	32	17	14	1	2	103
Drug and proprietary stores	386	16,643	380	16,264	6	379	16	5	10	1	76	3,270
Liquor stores	212	9,593	203	9,160	9	433	11	9	2	...	29	1,265
Second-hand stores	142	2,622	106	1,790	36	832	47	29	17	1	18	181
Other retail stores, total	1,014	28,030	677	15,442	337	12,588	579	299	224	56	186	3,678
Fuel dealers, except fuel oil	93	3,335	13	121	80	3,214	223	90	108	25	8	168
Fuel oil dealers	10	529	2	(x)	8	(x)	(x)	(x)	(x)	(x)	3	13
Ice dealers	20	373	3	5	17	368	44	20	18	6	1	23
Hay, grain, feed stores	81	3,597	28	933	53	2,664	75	32	31	12	15	565
Other farm, garden supply stores	44	1,959	20	571	24	1,388	32	14	11	7	7	181
Florists	135	2,910	56	692	79	2,218	91	89	1	1	19	147
All other retail stores	631	15,327	555	(x)	76	(x)	(x)	(x)	(x)	(x)	133	2,581

See footnotes at end of table.

Table 14C.—RETAIL TRADE—TRUCKS AND TRUCK-TRACTORS OPERATED, DECEMBER 1948, BY LARGE STORES AND MULTI-UNITS, AND SMALL-STORE SAMPLE—GEOGRAPHIC DIVISION, BY KIND OF BUSINESS—Continued

EAST SOUTH CENTRAL

[See text for explanatory material and description of sample data included]

Kind of business	Large stores and multiunits											
	Stores reporting data on trucks and truck-tractors										Stores not reporting data on trucks or truck-tractors	
	Total		Stores not operating trucks or truck-tractors		Stores operating trucks and truck-tractors							
							Number of trucks and truck-tractors					
								Manufacturers' rated capacity				
	Stores (Number)	Sales, entire year (Thousand dollars)	Number	Sales, entire year (Thousand dollars)	Number	Sales, entire year (Thousand dollars)	Total	Under 1½ tons	1½ tons	Over 1½ tons	Number	Sales, entire year (Thousand dollars)
Total	17,917	3,650,356	10,807	1,690,835	7,110	1,959,521	16,844	9,839	5,358	1,647	2,683	585,038
Warehouses, administrative offices, auxiliary units	...	...	...	...	...	...	234	47	63	124	...	...
Stores	17,917	3,650,356	10,807	1,690,835	7,110	1,959,521	16,610	9,792	5,295	1,523	2,683	585,038
STORES												
Food group, total	3,410	562,217	2,156	329,924	1,254	232,293	2,842	2,251	512	79	664	182,067
Grocery stores	3,055	506,906	1,963	322,465	1,092	184,441	1,528	1,203	274	51	609	172,886
Meat markets, fish markets	63	7,093	34	2,517	29	4,576	43	36	7	...	13	2,644
Milk dealers	63	26,580	...	...	63	26,580	740	524	201	15	7	4,104
Bakery products stores	42	2,825	22	898	20	1,927	25	24	1	...	7	501
Other food stores	187	18,813	137	4,044	50	14,769	506	464	29	13	28	1,932
Eating and drinking places	1,180	79,445	1,125	69,253	55	10,192	67	60	6	1	208	18,972
General stores	461	75,951	224	23,626	237	52,325	353	218	111	24	31	4,524
General merchandise group, total	1,635	674,216	1,323	313,850	312	360,366	816	528	218	70	214	26,651
Department stores	133	390,044	73	81,118	60	308,926	314	189	88	37	2	2,088
General merchandise, variety stores	1,502	284,172	1,250	232,732	252	51,440	502	339	130	33	212	24,563
Apparel group	1,719	292,231	1,677	279,563	42	12,668	48	42	5	1	260	51,697
Furniture, furnishings, appliance group, total	1,538	223,591	439	33,861	1,099	189,730	2,488	1,898	503	87	127	17,210
Furniture stores	851	147,098	128	13,071	723	134,027	1,510	1,111	355	44	68	10,682
Floor covering stores	16	3,587	3	284	13	3,303	42	39	3	...	...	...
Other home furnishing stores	40	7,120	28	4,996	12	2,124	33	29	2	2	6	769
Household appliance stores	618	64,566	273	15,315	345	49,251	894	714	139	41	49	5,420
Radio stores	13	1,220	7	195	6	1,025	9	5	4	...	4	339
Automotive group, total	2,650	903,624	1,255	333,352	1,395	570,272	2,685	1,772	718	195	501	179,442
Motor vehicle (new and used) dealers	1,895	741,578	764	224,930	1,131	516,648	2,150	1,311	653	186	396	157,478
Motor vehicle (used) dealers	360	103,038	334	91,383	26	11,655	45	30	11	4	73	18,069
Tire, battery, accessory dealers	364	54,032	135	14,246	229	39,786	480	423	52	5	25	2,714
Other automotive dealers	31	4,976	22	2,793	9	2,183	10	8	2	...	7	1,181
Gasoline service stations	977	74,324	689	42,535	288	31,789	399	308	65	26	85	7,262
Lumber, building, hardware group, total	1,870	387,072	320	44,710	1,550	342,362	4,109	1,626	1,858	625	206	37,873
Lumber yards	550	140,334	29	6,253	521	134,081	1,778	404	1,031	343	47	10,053
Building materials dealers	142	41,352	13	2,338	129	39,014	590	133	307	150	20	5,533
Paint, glass, wallpaper stores	86	9,702	50	4,162	36	5,540	64	44	19	1	4	252
Heating, plumbing, electrical supply stores	79	10,853	10	834	69	10,019	205	155	45	5	9	1,286
Hardware stores	533	97,380	120	17,843	413	79,537	700	459	199	42	61	8,342
Farm equipment dealers	480	87,451	98	13,280	382	74,171	772	431	257	84	65	12,407
Drug and proprietary stores	582	80,711	539	71,611	43	9,100	71	51	10	10	121	18,165
Liquor stores	323	80,971	319	80,530	4	441	4	3	1	...	90	13,663
Second-hand stores	73	4,859	49	1,975	24	2,884	64	18	32	14	16	1,344
Other retail stores, total	1,499	211,144	692	66,045	807	145,099	2,664	1,017	1,256	391	160	26,168
Fuel dealers, except fuel oil	253	37,175	13	1,809	240	35,366	1,398	415	739	244	21	3,881
Fuel oil dealers	8	1,424	...	....	8	1,424	46	11	27	8	1	140
Ice dealers	51	2,555	22	382	29	2,173	193	105	84	4	12	2,165
Hay, grain, feed stores	347	64,255	71	9,218	276	55,037	569	224	266	79	22	5,693
Other farm, garden supply stores	169	30,559	52	6,679	117	23,880	234	77	105	52	18	3,081
Florists	58	4,275	22	475	36	3,800	71	67	4	...	4	574
All other retail stores	613	70,901	512	47,482	101	23,419	153	118	31	4	82	10,634

See footnote at end of table.

Table 14C.—RETAIL TRADE—TRUCKS AND TRUCK-TRACTORS OPERATED, DECEMBER 1948, BY LARGE STORES AND MULTI-UNITS, AND SMALL-STORE SAMPLE—GEOGRAPHIC DIVISION, BY KIND OF BUSINESS—Continued

EAST SOUTH CENTRAL

[See text for explanatory material and description of sample data included]

Kind of business	Sample of small single-unit stores											
	Stores reporting data on trucks and truck-tractors										Stores not reporting data on trucks or truck-tractors	
	Total		Stores not operating trucks or truck-tractors		Stores operating trucks and truck-tractors							
							Number of trucks and truck-tractors					
								Manufacturers' rated capacity				
	Stores (Number)	Sales, entire year (Thousand dollars)	Number	Sales, entire year (Thousand dollars)	Number	Sales, entire year (Thousand dollars)	Total	Under 1½ tons	1½ tons	Over 1½ tons	Number	Sales, entire year (Thousand dollars)
Total	7,207	180,186	5,782	122,971	1,425	57,215	1,763	1,286	408	69	2,024	45,838
Warehouses, administrative offices, auxiliary units	...	...	...	...	...	...	...	...	...	...	...	...
Stores	7,207	180,186	5,782	122,971	1,425	57,215	1,763	1,286	408	69	2,024	45,838
STORES												
Food group, total	3,246	64,818	2,682	45,026	564	19,792	609	501	89	19	766	15,352
Grocery stores	3,103	61,843	2,566	43,189	537	18,654	566	468	80	18	725	14,662
Meat markets, fish markets	26	738	18	468	8	270	8	7	1	...	11	139
Milk dealers	7	473	...	...	7	473	21	15	6	...	1	76
Bakery products stores	(1)	(1)	(1)	(1)	(1)	(1)	(1)	(1)	(1)	(1)	(1)	(1)
Other food stores	84	903	78	827	6	76	6	3	2	1	21	327
Eating and drinking places	1,079	17,553	1,063	17,109	16	444	16	14	2	...	513	9,311
General stores	373	10,842	284	7,227	89	3,615	108	62	44	2	49	1,149
General merchandise group, total	237	6,842	203	5,723	34	1,119	38	29	9	...	57	1,756
Department stores	...	...	...	...	...	...	...	...	...	...	...	...
General merchandise, variety stores	237	6,842	203	5,723	34	1,119	38	29	9	...	57	1,756
Apparel group	221	8,259	218	8,096	3	163	4	4	...	...	66	1,651
Furniture, furnishings, appliance group, total	252	10,043	84	2,359	168	7,684	217	184	30	3	52	1,112
Furniture stores	121	5,582	27	879	94	4,703	122	101	19	2	19	441
Floor covering stores	(1)	(1)	(1)	(1)	(1)	(1)	(1)	(1)	(1)	(1)	(1)	(1)
Other home furnishing stores	25	488	19	291	6	197	7	7	...	...	14	260
Household appliance stores	86	3,356	28	942	58	2,414	76	65	10	1	13	342
Radio stores	(1)	(1)	(1)	(1)	(1)	(1)	(1)	(1)	(1)	(1)	(1)	(1)
Automotive group, total	169	7,912	112	4,691	57	3,221	65	52	11	2	26	1,208
Motor vehicle (new and used) dealers	42	2,595	24	1,347	18	1,248	23	17	4	2	4	243
Motor vehicle (used) dealers	35	1,694	29	1,334	6	360	6	5	1	...	5	352
Tire, battery, accessory dealers	81	3,155	53	1,874	28	1,281	31	28	3	...	17	613
Other automotive dealers	(1)	(1)	(1)	(1)	(1)	(1)	(1)	(1)	(1)	(1)	(1)	(1)
Gasoline service stations	698	20,307	532	12,970	166	7,337	184	149	33	2	271	6,892
Lumber, building, hardware group, total	234	10,300	98	3,259	136	7,041	198	122	66	10	46	1,951
Lumber yards	33	1,681	4	102	29	1,579	59	17	38	4	1	56
Building materials dealers	13	448	5	121	8	327	8	1	3	4	4	89
Paint, glass, wallpaper stores	21	714	9	207	12	507	13	13	...	...	3	98
Heating, plumbing, electrical supply stores	25	879	10	306	15	573	33	28	4	1	7	309
Hardware stores	119	5,249	66	2,245	53	3,004	60	48	12	...	23	985
Farm equipment dealers	23	1,329	4	278	19	1,051	25	15	9	1	8	414
Drug and proprietary stores	201	8,937	194	8,461	7	476	7	7	...	...	59	2,792
Liquor stores	48	2,158	45	2,014	3	144	4	4	...	...	12	652
Second-hand stores	52	766	39	469	13	297	16	9	4	3	22	275
Other retail stores, total	397	11,449	228	5,567	169	5,882	297	149	120	28	85	1,737
Fuel dealers, except fuel oil	61	2,094	2	69	59	2,025	157	61	77	19	6	192
Fuel oil dealers	1	31	...	...	1	31	2	1	1	...	...	...
Ice dealers	10	126	3	4	7	122	15	8	7	...	5	68
Hay, grain, feed stores	57	2,232	24	620	33	1,612	47	24	15	8	6	294
Other farm, garden supply stores	16	875	6	308	10	567	15	7	8	...	5	115
Florists	62	965	26	164	36	801	38	37	1	...	8	64
All other retail stores	190	5,126	167	4,402	23	724	23	11	11	1	55	1,004

See footnotes at end of table.

Table 14C.—RETAIL TRADE—TRUCKS AND TRUCK-TRACTORS OPERATED, DECEMBER 1948, BY LARGE STORES AND MULTI-UNITS, AND SMALL-STORE SAMPLE—GEOGRAPHIC DIVISION, BY KIND OF BUSINESS—Continued

WEST SOUTH CENTRAL

[See text for explanatory material and description of sample data included]

Kind of business	Large stores and multiunits										Stores not reporting data on trucks or truck-tractors	
	Stores reporting data on trucks and truck-tractors											
	Total		Stores not operating trucks or truck-tractors		Stores operating trucks and truck-tractors							
							Number of trucks and truck-tractors					
								Manufacturers' rated capacity				
	Stores (Number)	Sales, entire year (Thousand dollars)	Number	Sales, entire year (Thousand dollars)	Number	Sales, entire year (Thousand dollars)	Total	Under 1½ tons	1½ tons	Over 1½ tons	Number	Sales, entire year (Thousand dollars)
Total	30,124	6,608,533	17,837	3,054,279	12,287	3,554,254	27,986	16,084	8,005	3,897	5,491	1,017,253
Warehouses, administrative offices, auxiliary units	...	...	...	...	...	...	752	161	178	413	...	...
Stores	30,124	6,608,533	17,837	3,054,279	12,287	3,554,254	27,234	15,923	7,827	3,484	5,491	1,017,253
STORES												
Food group, total	5,733	1,104,525	3,457	705,855	2,276	458,670	4,548	3,691	658	199	1,222	241,480
Grocery stores	5,210	1,075,532	3,140	692,613	2,070	382,919	2,629	2,277	271	81	1,107	230,526
Meat markets, fish markets	110	11,665	61	4,448	49	7,217	86	68	10	8	44	4,482
Milk dealers	42	41,369	...	...	42	41,369	1,088	658	332	98	5	1,439
Bakery products stores	81	7,633	43	1,698	38	5,935	145	134	11	...	25	1,437
Other food stores	290	28,326	213	7,096	77	21,230	600	554	34	12	41	3,596
Eating and drinking places	2,255	150,795	2,098	127,062	157	23,733	204	171	27	6	527	42,531
General stores	378	66,175	158	19,561	220	46,614	337	232	75	30	52	8,006
General merchandise group, total	2,360	1,207,397	2,022	643,922	338	563,475	1,017	681	221	115	363	53,412
Department stores	194	734,171	80	228,209	114	505,962	706	462	153	91	7	5,241
General merchandise, variety stores	2,166	473,226	1,942	415,713	224	57,513	311	219	68	24	356	48,171
Apparel group	2,305	456,256	2,214	397,479	91	58,777	113	102	10	1	468	93,687
Furniture, furnishings, appliance group, total	2,322	373,032	698	74,043	1,624	298,989	3,516	2,688	689	139	223	37,279
Furniture stores	1,179	225,180	210	21,577	969	203,603	2,095	1,493	525	77	121	20,523
Floor covering stores	50	10,144	9	1,042	41	9,102	118	93	18	7	3	572
Other home furnishing stores	116	18,694	68	12,586	48	6,108	91	77	12	2	8	1,814
Household appliance stores	957	117,365	402	38,051	555	79,314	1,199	1,012	134	53	88	14,160
Radio stores	20	1,649	9	787	11	862	13	13	...	...	3	210
Automotive group, total	4,464	1,539,992	2,132	540,097	2,332	999,895	4,276	2,913	981	382	1,016	316,108
Motor vehicle (new and used) dealers	2,929	1,232,504	1,134	333,695	1,795	898,809	3,322	2,060	902	360	737	254,254
Motor vehicle (used) dealers	693	177,625	649	161,922	44	15,703	65	39	18	8	188	47,828
Tire, battery, accessory dealers	773	114,712	301	36,056	472	78,656	860	794	54	12	78	11,060
Other automotive dealers	69	15,151	48	8,424	21	6,727	29	20	7	2	13	2,966
Gasoline service stations	1,382	114,277	809	50,733	573	63,544	869	600	194	75	290	28,889
Lumber, building, hardware group, total	4,424	899,176	1,139	141,176	3,285	758,000	8,638	3,250	3,630	1,758	520	99,352
Lumber yards	2,428	524,242	641	75,912	1,787	448,330	5,096	1,063	2,810	1,223	186	41,424
Building materials dealers	124	44,089	22	5,337	102	38,752	571	146	166	259	15	2,650
Paint, glass, wallpaper stores	188	23,517	116	10,611	72	12,906	115	87	25	3	23	2,473
Heating, plumbing, electrical supply stores	106	19,853	11	1,137	95	18,716	391	317	36	38	15	2,275
Hardware stores	557	84,044	167	17,360	390	66,684	672	493	143	36	81	10,077
Farm equipment dealers	1,021	203,431	182	30,819	839	172,612	1,793	1,144	450	199	200	40,453
Drug and proprietary stores	1,130	167,657	1,007	145,329	123	22,328	168	164	3	1	249	33,523
Liquor stores	906	74,892	825	61,096	81	13,796	121	98	15	8	206	14,373
Second-hand stores	157	9,880	102	3,254	55	6,626	158	56	49	53	20	3,293
Other retail stores, total	2,308	384,479	1,176	144,672	1,132	239,807	3,269	1,277	1,275	717	335	45,320
Fuel dealers, except fuel oil	250	39,326	10	1,023	240	38,303	1,348	286	573	489	23	3,456
Fuel oil dealers	26	4,778	...	...	26	4,778	155	30	101	24	2	470
Ice dealers	53	2,774	19	1,231	34	1,543	136	73	57	6	1	9
Hay, grain, feed stores	645	138,173	157	19,293	488	118,880	1,000	408	418	174	79	13,944
Other farm, garden supply stores	98	17,375	30	3,534	68	13,841	136	62	60	14	17	3,315
Florists	131	7,985	57	1,398	74	6,587	129	112	16	1	8	258
All other retail stores	1,105	174,068	903	118,193	202	55,875	365	306	50	9	205	23,868

See footnotes at end of table.

Table 14C.—RETAIL TRADE—TRUCKS AND TRUCK-TRACTORS OPERATED, DECEMBER 1948, BY LARGE STORES AND MULTI-UNITS, AND SMALL-STORE SAMPLE—GEOGRAPHIC DIVISION, BY KIND OF BUSINESS—Continued

WEST SOUTH CENTRAL

[See text for explanatory material and description of sample data included]

Kind of business	Sample of small single-unit stores											
	Stores reporting data on trucks and truck-tractors										Stores not reporting data on trucks or truck-tractors	
	Total		Stores not operating trucks or truck-tractors		Stores operating trucks and truck-tractors							
							Number of trucks and truck-tractors					
								Manufacturers' rated capacity				
	Stores (Number)	Sales, entire year (Thousand dollars)	Number	Sales, entire year (Thousand dollars)	Number	Sales, entire year (Thousand dollars)	Total	Under 1½ tons	1½ tons	Over 1½ tons	Number	Sales, entire year (Thousand dollars)
Total	10,119	262,756	8,244	187,234	1,875	75,522	2,234	1,784	376	74	3,274	81,455
Warehouses, administrative offices, auxiliary units	...	...	...	...	...	...	...	...	...	...	...	...
Stores	10,119	262,756	8,244	187,234	1,875	75,522	2,234	1,784	376	74	3,274	81,455
STORES												
Food group, total	3,389	80,510	2,756	55,231	633	25,279	683	637	38	8	943	21,579
Grocery stores	3,105	75,015	2,551	52,229	554	22,786	573	538	29	6	840	19,941
Meat markets, fish markets	70	1,902	39	1,000	31	902	40	36	4	...	15	500
Milk dealers	3	184	...	...	3	184	7	7	...	...	1	2
Bakery products stores	74	1,597	50	864	24	733	31	30	1	...	18	308
Other food stores	137	1,812	116	1,138	21	674	32	26	4	2	69	828
Eating and drinking places	1,987	34,199	1,947	33,346	40	853	46	35	10	1	923	17,214
General stores	257	8,699	174	5,601	83	3,098	92	74	16	2	36	1,654
General merchandise group, total	295	9,712	275	8,803	20	909	22	15	7	...	72	2,419
Department stores	...	...	...	...	...	...	...	...	...	...	...	...
General merchandise, variety stores	295	9,712	275	8,803	20	909	22	15	7	...	72	2,419
Apparel group	337	11,861	336	11,832	1	29	1	1	...	...	92	2,849
Furniture, furnishings, appliance group, total	391	13,779	166	4,274	225	9,505	263	234	27	2	79	2,495
Furniture stores	159	6,558	57	1,680	102	4,878	118	101	17	...	31	1,106
Floor covering stores	12	402	5	65	7	337	8	8	...	...	2	121
Other home furnishing stores	56	1,141	38	550	18	591	19	17	2	...	11	140
Household appliance stores	145	5,348	54	1,793	91	3,555	111	101	8	2	27	917
Radio stores	(1)	(1)	(1)	(1)	(1)	(1)	(1)	(1)	...	...	(1)	(1)
Automotive group, total	356	14,668	267	10,611	89	4,057	104	78	22	4	120	4,339
Motor vehicle (new and used) dealers	77	4,991	48	3,021	29	1,970	38	28	8	2	20	1,038
Motor vehicle (used) dealers	93	3,887	88	3,715	5	172	6	3	3	...	31	1,331
Tire, battery, accessory dealers	165	5,309	115	3,420	50	1,889	55	45	8	2	61	1,821
Other automotive dealers	21	481	16	455	5	26	5	2	3	...	8	149
Gasoline service stations	1,302	34,260	1,032	23,055	270	11,205	312	242	61	9	513	13,225
Lumber, building, hardware group, total	404	17,561	183	6,095	221	11,466	323	198	106	19	103	4,096
Lumber yards	84	4,295	17	633	67	3,662	101	23	65	13	10	441
Building materials dealers	18	631	4	22	14	609	21	9	8	4	4	145
Paint, glass, wallpaper stores	38	1,170	27	705	11	465	11	11	...	...	10	332
Heating, plumbing, electrical supply stores	52	2,071	16	490	36	1,581	71	70	1	...	16	382
Hardware stores	159	6,381	103	3,514	56	2,867	62	47	14	1	39	1,477
Farm equipment dealers	53	3,013	16	731	37	2,282	57	38	18	1	24	1,319
Drug and proprietary stores	342	12,496	335	12,241	7	255	7	7	...	...	111	4,391
Liquor stores	188	5,504	184	5,375	4	129	4	3	1	...	73	2,287
Second-hand stores	159	1,828	111	1,074	48	754	54	42	11	1	43	466
Other retail stores, total	712	17,679	478	9,696	234	7,983	323	218	77	28	166	4,441
Fuel dealers, except fuel oil	28	1,119	1	(x)	27	(x)	(x)	(x)	(x)	(x)	3	101
Fuel oil dealers	...	...	...	...	...	...	...	...	...	...	2	150
Ice dealers	(1)	(1)	(1)	(1)	(1)	(1)	(1)	(1)	(1)	...	(1)	(1)
Hay, grain, feed stores	130	4,798	52	1,401	78	3,397	94	64	25	5	21	971
Other farm, garden supply stores	14	598	6	244	8	354	14	6	7	1	7	473
Florists	111	2,122	48	424	63	1,698	81	78	2	1	13	241
All other retail stores	403	8,875	360	7,505	43	1,370	47	37	9	1	115	2,487

See footnotes at end of table.

Table 14C.—RETAIL TRADE—TRUCKS AND TRUCK-TRACTORS OPERATED, DECEMBER 1948, BY LARGE STORES AND MULTI-UNITS, AND SMALL-STORE SAMPLE—GEOGRAPHIC DIVISION, BY KIND OF BUSINESS—Continued

MOUNTAIN

[See text for explanatory material and description of sample data included]

Kind of business	Large stores and multiunits										Stores not reporting data on trucks or truck-tractors	
	Stores reporting data on trucks and truck tractors											
	Total		Stores not operating trucks or truck-tractors		Stores operating trucks and truck-tractors							
							Number of trucks and truck-tractors					
								Manufacturers' rated capacity				
	Stores (Number)	Sales, entire year (Thousand dollars)	Number	Sales, entire year (Thousand dollars)	Number	Sales, entire year (Thousand dollars)	Total	Under 1½ tons	1½ tons	Over 1½ tons	Number	Sales, entire year (Thousand dollars)
Total	13,047	2,908,124	7,509	1,366,873	5,538	1,541,251	12,386	7,418	3,459	1,509	2,462	448,272
Warehouses, administrative offices, auxiliary units	...	...	...	...	...	...	306	47	39	220	...	...
Stores	13,047	2,908,124	7,509	1,366,873	5,538	1,541,251	12,080	7,371	3,420	1,289	2,462	448,272
STORES												
Food group, total	2,342	581,607	1,370	381,380	972	200,227	1,801	1,520	220	61	530	84,092
Grocery stores	2,068	541,276	1,216	372,435	852	168,841	1,043	914	83	46	455	75,228
Meat markets, fish markets	76	10,806	44	4,916	32	5,890	51	45	6	...	29	4,595
Milk dealers	50	16,911	...	...	50	16,911	475	355	108	12	5	1,583
Bakery products stores	41	2,542	28	695	13	1,847	45	39	6	...	12	931
Other food stores	107	10,072	82	3,334	25	6,738	187	167	17	3	29	1,755
Eating and drinking places	971	84,750	914	75,862	57	8,888	83	62	16	5	376	34,160
General stores	216	53,333	83	14,200	133	39,133	230	142	67	21	34	6,931
General merchandise group, total	895	450,837	771	270,017	124	180,820	370	268	78	24	55	48,426
Department stores	105	235,999	70	85,245	35	150,754	179	112	49	18	4	41,239
General merchandise, variety stores	790	214,838	701	184,772	89	30,066	191	156	29	6	51	7,187
Apparel group	876	149,887	833	123,892	43	25,995	82	74	8	...	167	26,292
Furniture, furnishings, appliance group, total	939	158,295	267	23,003	672	135,292	1,506	1,172	272	62	137	18,131
Furniture stores	430	93,062	65	6,713	365	86,349	725	494	191	40	44	9,102
Floor covering stores	23	4,851	4	337	19	4,514	50	47	3	...	8	1,376
Other home furnishing stores	35	4,256	23	2,787	12	1,469	24	22	2	...	5	559
Household appliance stores	433	53,916	166	12,842	267	41,074	696	598	76	22	79	6,276
Radio stores	18	2,210	9	324	9	1,886	11	11	...	...	1	818
Automotive group, total	1,936	619,466	800	200,975	1,136	418,491	1,863	1,204	478	181	428	122,526
Motor vehicle (new and used) dealers	1,502	534,571	556	150,667	946	383,904	1,523	902	455	166	309	99,800
Motor vehicle (used) dealers	206	46,480	174	39,578	32	6,902	48	34	5	9	60	15,081
Tire, battery, accessory dealers	194	31,628	49	7,341	145	24,287	269	252	15	2	40	4,076
Other automotive dealers	34	6,787	21	3,389	13	3,398	23	16	3	4	19	3,569
Gasoline service stations	896	84,897	551	39,050	345	45,847	538	256	199	83	149	15,905
Lumber, building, hardware group, total	1,946	429,876	485	66,649	1,461	363,227	3,872	1,887	1,449	536	223	41,118
Lumber yards	863	202,373	223	31,491	640	170,882	1,776	526	932	318	52	9,818
Building materials dealers	58	23,588	8	924	50	22,664	294	78	141	75	7	1,375
Paint, glass, wallpaper stores	56	7,380	24	2,191	32	5,189	68	61	3	4	4	523
Heating, plumbing, electrical supply stores	117	21,904	27	1,816	90	20,088	386	319	61	6	12	1,559
Hardware stores	301	55,787	113	16,136	188	39,651	321	234	56	31	47	6,799
Farm equipment dealers	551	118,844	90	14,091	461	104,753	1,027	669	256	102	101	21,044
Drug and proprietary stores	485	80,698	437	69,860	48	10,838	56	55	1	...	155	22,511
Liquor stores	450	51,055	427	46,543	23	4,512	27	23	4	...	33	2,804
Second-hand stores	55	2,837	33	919	22	1,918	50	16	30	4	10	225
Other retail stores, total	1,040	160,586	538	54,523	502	106,063	1,602	692	598	312	165	25,151
Fuel dealers, except fuel oil	153	24,037	7	381	146	24,256	747	275	286	186	11	1,466
Fuel oil dealers	22	6,558	...	...	22	6,558	130	46	61	23	4	1,550
Ice dealers	3	709	...	...	3	709	48	14	26	8	5	445
Hay, grain, feed stores	223	56,206	46	9,091	177	47,115	434	169	182	83	26	7,153
Other farm, garden supply stores	35	7,194	14	1,581	21	5,613	51	25	21	5	10	2,073
Florists	44	2,825	20	748	24	2,077	42	39	2	1	7	679
All other retail stores	560	62,457	451	42,722	109	19,735	150	124	20	6	102	11,785

See footnotes at end of table.

Table 14C.—RETAIL TRADE—TRUCKS AND TRUCK-TRACTORS OPERATED, DECEMBER 1948, BY LARGE STORES AND MULTI-UNITS, AND SMALL-STORE SAMPLE—GEOGRAPHIC DIVISION, BY KIND OF BUSINESS—Continued

MOUNTAIN

[See text for explanatory material and description of sample data included]

Kind of business	Sample of small single-unit stores											
	Stores reporting data on trucks and truck-tractors										Stores not reporting data on trucks or truck-tractors	
	Total		Stores not operating trucks or truck-tractors		Stores operating trucks and truck-tractors							
							Number of trucks and truck-tractors					
								Manufacturers' rated capacity				
	Stores (Number)	Sales, entire year (Thousand dollars)	Number	Sales, entire year (Thousand dollars)	Number	Sales, entire year (Thousand dollars)	Total	Under 1½ tons	1½ tons	Over 1½ tons	Number	Sales, entire year (Thousand dollars)
Total	3,147	101,138	2,452	70,663	695	30,475	867	642	181	44	1,287	36,407
Warehouses, administrative offices, auxiliary units	...	...	...	...	...	...	...	...	...	...	...	...
Stores	3,147	101,138	2,452	70,663	695	30,475	867	642	181	44	1,287	36,407
STORES												
Food group, total	688	20,721	522	13,043	166	7,678	183	162	18	3	298	8,977
Grocery stores	573	17,592	437	11,339	136	6,253	147	131	13	3	243	7,832
Meat markets, fish markets	15	480	8	224	7	256	7	7	...	...	7	342
Milk dealers	4	107	...	...	4	107	7	7	...	...	1	33
Bakery products stores	(1)	(1)	(1)	(1)	(1)	(1)	(1)	(1)	(1)	(1)	(1)	(1)
Other food stores	58	1,397	48	875	10	522	10	9	1	...	38	538
Eating and drinking places	747	19,252	732	18,587	15	665	15	15	...	...	398	9,304
General stores	50	2,182	28	1,078	22	1,104	24	18	6	...	8	269
General merchandise group, total	80	2,834	61	2,034	19	800	19	13	5	1	18	418
Department stores	...	...	...	...	...	...	...	...	...	...	...	...
General merchandise, variety stores	80	2,834	61	2,034	19	800	19	13	5	1	18	418
Apparel group	161	5,511	154	5,280	7	231	7	7	...	...	36	1,327
Furniture, furnishings, appliance group, total	142	5,983	43	1,388	99	4,595	138	104	30	4	23	683
Furniture stores	46	2,264	11	306	35	1,958	37	34	3	...	4	161
Floor covering stores	(1)	(1)	(1)	(1)	(1)	(1)	(1)	(1)	(1)	(1)	(1)	(1)
Other home furnishing stores	(1)	(1)	(1)	(1)	(1)	(1)	(1)	(1)	(1)	(1)	(1)	(1)
Household appliance stores	57	2,428	17	638	40	1,790	74	43	27	4	13	438
Radio stores	(1)	(1)	(1)	(1)	(1)	(1)	(1)	(1)	(1)	(1)	(1)	(1)
Automotive group, total	109	4,546	80	3,241	29	1,305	29	21	8	...	44	2,017
Motor vehicle (new and used) dealers	36	1,960	27	1,366	9	594	9	4	5	...	6	449
Motor vehicle (used) dealers	26	973	25	(x)	1	(x)	(x)	(x)	(x)	(x)	17	973
Tire, battery, accessory dealers	37	1,192	18	491	19	701	19	16	3	...	17	566
Other automotive dealers	(1)	(1)	(1)	(1)	(1)	(1)	(1)	(1)	(1)	(1)	(1)	(1)
Gasoline service stations	505	16,191	391	11,623	114	4,568	129	91	36	2	226	6,692
Lumber, building, hardware group, total	161	7,414	68	2,568	93	4,846	137	96	32	9	39	1,435
Lumber yards	27	1,275	5	285	22	990	33	10	17	6	1	19
Building materials dealers	5	356	1	(x)	4	(x)	(x)	(x)	(x)	(x)	1	1
Paint, glass, wallpaper stores	11	283	6	89	5	194	5	5	...	...	...	...
Heating, plumbing, electrical supply stores	32	1,464	6	167	26	1,297	47	44	3	...	12	489
Hardware stores	57	2,263	35	1,169	22	1,094	25	20	5	...	21	756
Farm equipment dealers	29	1,773	15	779	14	994	21	13	5	3	4	170
Drug and proprietary stores	92	4,506	86	4,187	6	319	6	6	...	...	36	1,422
Liquor stores	60	2,243	57	2,110	3	133	3	3	...	...	20	644
Second-hand stores	(1)	(1)	(1)	(1)	(1)	(1)	(1)	(1)	(1)	(1)	(1)	(1)
Other retail stores, total	307	8,917	212	5,154	95	3,763	144	84	37	23	116	2,846
Fuel dealers, except fuel oil	30	951	1	(x)	29	(x)	(x)	(x)	(x)	(x)	5	116
Fuel oil dealers	...	...	...	...	...	...	...	...	...	...	...	...
Ice dealers	(1)	(1)	(1)	(1)	(1)	(1)	(1)	(1)	(1)	(1)	(1)	(1)
Hay, grain, feed stores	23	1,222	5	200	18	1,022	25	16	6	3	4	177
Other farm, garden supply stores	5	173	1	(x)		(x)	(x)	(x)	(x)	(x)	1	32
Florists	(1)	(1)	(1)	(1)	(1)	(1)	(1)	(1)	(1)	(1)	(1)	(1)
All other retail stores	(1)	(1)	(1)	(1)	(1)	(1)	(1)	(1)	(1)	(1)	(1)	(1)

See footnotes at end of table.

Table 14C.—RETAIL TRADE—TRUCKS AND TRUCK-TRACTORS OPERATED, DECEMBER 1948, BY LARGE STORES AND MULTI-UNITS, AND SMALL-STORE SAMPLE— GEOGRAPHIC DIVISION, BY KIND OF BUSINESS —Continued

PACIFIC

[See text for explanatory material and description of sample data included]

Kind of business	Large stores and multiunits										Stores not reporting data on trucks or truck-tractors	
	Stores reporting data on trucks and truck-tractors											
	Total		Stores not operating trucks or truck-tractors		Stores operating trucks and truck-tractors							
							Number of trucks and truck-tractors					
								Manufacturers' rated capacity				
	Stores (Number)	Sales, entire year (Thousand dollars)	Number	Sales, entire year (Thousand dollars)	Number	Sales, entire year (Thousand dollars)	Total	Under 1½ tons	1½ tons	Over 1½ tons	Number	Sales, entire year (Thousand dollars)
Total	37,286	9,662,882	24,917	5,276,388	12,369	4,386,494	32,095	17,542	9,040	5,513	8,926	1,671,859
Warehouses, administrative offices, auxiliary units	...	...	...	...	...	...	1,552	327	416	809	...	...
Stores	37,286	9,662,882	24,917	5,276,388	12,369	4,386,494	30,543	17,215	8,624	4,704	8,926	1,671,859
STORES												
Food group, total	8,738	2,289,066	5,723	1,542,921	3,015	746,145	6,855	4,648	1,809	398	2,245	420,727
Grocery stores	6,810	2,000,868	4,507	1,446,325	2,303	554,543	2,878	2,373	383	122	1,778	365,465
Meat markets, fish markets	674	102,044	442	52,339	232	49,705	293	255	27	11	202	28,910
Milk dealers	150	80,444	9	1,002	141	79,442	2,131	1,132	832	167	18	5,222
Bakery products stores	340	18,993	288	13,826	52	5,167	98	74	23	1	73	4,026
Other food stores	764	86,717	477	29,429	287	57,288	1,455	814	544	97	174	17,104
Eating and drinking places	3,470	400,816	3,262	353,963	208	46,853	430	353	66	11	1,515	152,558
General stores	152	29,997	68	11,328	84	18,669	123	92	26	5	16	2,452
General merchandise group, total	2,029	1,580,536	1,834	1,019,708	195	560,828	553	348	139	66	219	154,734
Department stores	248	1,159,621	159	638,561	89	521,060	394	233	104	57	20	129,128
General merchandise, variety stores	1,781	420,915	1,675	381,147	106	39,768	159	115	35	9	199	25,606
Apparel group	3,437	632,215	3,371	617,590	66	14,625	71	60	9	2	887	109,629
Furniture, furnishings, appliance group, total	2,859	597,960	988	143,965	1,871	453,995	3,976	2,907	913	156	500	85,852
Furniture stores	1,282	343,061	320	44,994	962	298,067	1,982	1,189	679	114	209	42,571
Floor covering stores	145	31,087	37	5,623	108	25,464	300	248	46	6	30	4,845
Other home furnishing stores	231	49,214	161	36,271	70	12,943	114	104	9	1	53	9,507
Household appliance stores	1,046	155,450	403	53,151	643	102,299	1,434	1,236	165	33	186	26,725
Radio stores	155	19,148	67	3,926	88	15,222	146	130	14	2	22	2,204
Automotive group, total	4,005	1,799,839	2,117	654,916	1,888	1,144,923	3,647	2,710	649	288	1,211	436,418
Motor vehicle (new and used) dealers	2,322	1,449,132	928	423,676	1,394	1,025,456	2,641	1,872	510	259	746	335,206
Motor vehicle (used) dealers	820	212,950	756	179,659	64	33,291	110	67	33	10	305	75,824
Tire, battery, accessory dealers	659	99,499	277	29,844	382	69,655	829	719	94	16	104	17,197
Other automotive dealers	204	38,258	156	21,737	48	16,521	67	52	12	3	56	8,191
Gasoline service stations	2,549	233,654	2,216	187,883	333	45,771	516	341	95	80	491	49,481
Lumber, building, hardware group, total	3,655	985,019	634	96,318	3,021	888,701	8,512	3,667	2,825	2,020	335	71,731
Lumber yards	1,472	471,828	127	31,153	1,345	440,675	3,963	929	1,802	1,232	192	44,816
Building materials dealers	230	75,226	27	5,614	203	69,612	1,000	168	350	482	39	7,878
Paint, glass, wallpaper stores	333	36,620	155	12,642	178	23,978	259	194	51	14	10	712
Heating, plumbing, electrical supply stores	260	48,193	30	2,627	230	45,566	861	680	149	32	8	1,391
Hardware stores	801	158,243	230	29,690	571	128,553	918	738	137	43	47	7,083
Farm equipment dealers	559	194,909	65	14,592	494	180,317	1,511	958	336	217	39	9,851
Drug and proprietary stores	1,493	274,252	1,410	255,515	83	18,737	91	91	...	...	484	64,411
Liquor stores	1,182	162,906	1,100	153,686	82	9,220	89	75	12	2	235	22,493
Second-hand stores	266	19,792	183	8,234	83	11,558	232	80	77	75	42	2,388
Other retail stores, total	3,451	656,830	2,011	230,361	1,440	426,469	5,448	1,843	2,004	1,601	746	98,985
Fuel dealers, except fuel oil	200	30,278	14	1,143	186	29,135	997	300	417	280	27	5,987
Fuel oil dealers	191	57,387	8	909	183	56,478	1,491	240	651	600	22	4,779
Ice dealers	35	4,099	10	112	25	3,987	291	51	202	38	4	114
Hay, grain, feed stores	720	263,447	99	20,239	621	243,208	1,679	490	573	616	106	23,655
Other farm, garden supply stores	137	24,695	38	4,521	99	20,174	293	135	108	50	33	6,008
Florists	165	10,904	74	2,610	91	8,294	169	149	10	10	30	1,233
All other retail stores	2,003	266,020	1,768	200,827	235	65,193	528	478	43	7	524	57,209

See footnotes at end of table.

Table 14C.—RETAIL TRADE—TRUCKS AND TRUCK-TRACTORS OPERATED, DECEMBER 1948, BY LARGE STORES AND MULTI-UNITS, AND SMALL-STORE SAMPLE—GEOGRAPHIC DIVISION, BY KIND OF BUSINESS—Continued

PACIFIC

[See text for explanatory material and description of sample data included]

Kind of business	Sample of small single-unit stores											
	Stores reporting data on trucks and truck-tractors										Stores not reporting data on trucks or truck-tractors	
	Total		Stores not operating trucks or truck-tractors		Stores operating trucks and truck-tractors							
							Number of trucks and truck-tractors					
								Manufacturers' rated capacity				
	Stores (Number)	Sales, entire year (Thousand dollars)	Number	Sales, entire year (Thousand dollars)	Number	Sales, entire year (Thousand dollars)	Total	Under 1½ tons	1½ tons	Over 1½ tons	Number	Sales, entire year (Thousand dollars)
Total	7,829	252,574	6,571	198,545	1,258	54,029	1,683	1,226	341	116	3,984	116,694
Warehouses, administrative offices, auxiliary units	...	...	...	...	...	...	...	...	...	...	...	...
Stores	7,829	252,574	6,571	198,545	1,258	54,029	1,683	1,226	341	116	3,984	116,694
STORES												
Food group, total	1,561	58,662	1,269	44,487	292	14,175	324	293	27	4	741	26,179
Grocery stores	1,136	45,729	946	35,317	190	10,412	199	183	15	1	514	19,120
Meat markets, fish markets	99	4,341	87	3,615	12	726	14	13	1	...	75	3,226
Milk dealers	8	395	2	22	6	373	17	14	2	1	2	90
Bakery products stores	118	3,322	88	2,259	30	1,063	32	31	1	...	49	1,507
Other food stores	200	4,875	146	3,274	54	1,601	62	52	8	2	101	2,236
Eating and drinking places	1,763	47,975	1,732	47,152	31	819	100	49	50	1	1,281	31,469
General stores	28	1,486	21	987	7	499	9	7	2	...	5	306
General merchandise group, total	209	5,579	197	5,108	12	471	12	11	1	...	76	1,742
Department stores	...	...	...	...	...	...	...	...	...	...	...	...
General merchandise, variety stores	209	5,579	197	5,108	12	471	12	11	1	...	76	1,742
Apparel group	544	17,306	539	17,035	5	271	5	5	...	...	219	6,428
Furniture, furnishings, appliance group, total	469	15,497	264	6,649	205	8,848	253	233	17	3	204	5,793
Furniture stores	132	5,206	56	1,758	76	3,448	80	68	10	1	47	1,663
Floor covering stores	39	1,301	16	375	23	926	32	32	...	...	10	362
Other home furnishing stores	112	2,461	87	1,560	25	901	28	26	1	1	53	986
Household appliance stores	123	4,842	58	1,747	65	3,095	96	89	6	1	53	2,207
Radio stores	63	1,687	47	1,209	16	478	17	17	...	...	41	535
Automotive group, total	220	9,548	162	6,436	58	3,112	77	59	12	6	106	4,318
Motor vehicle (new and used) dealers	32	2,057	21	1,182	11	875	13	7	4	2	5	366
Motor vehicle (used) dealers	76	3,524	72	3,291	4	233	8	3	1	4	37	1,882
Tire, battery, accessory dealers	85	3,090	48	1,334	37	1,756	50	43	7	...	41	1,323
Other automotive dealers	27	877	21	629	6	248	6	6	...	...	23	747
Gasoline service stations	1,046	34,235	929	29,160	117	5,075	144	111	25	8	675	20,788
Lumber, building, hardware group, total	418	16,592	154	4,939	264	11,653	323	205	84	34	57	2,151
Lumber yards	49	2,252	8	387	41	1,865	64	18	29	17	13	612
Building materials dealers	19	795	6	175	13	620	31	7	11	13	4	206
Paint, glass, wallpaper stores	94	2,852	39	979	55	1,873	55	43	12	...	8	92
Heating, plumbing, electrical supply stores	59	2,372	13	585	46	1,787	59	47	12	...	6	211
Hardware stores	174	7,077	86	2,741	88	4,336	88	76	10	2	24	960
Farm equipment dealers	23	1,244	2	72	21	1,172	26	14	10	2	2	70
Drug and proprietary stores	190	8,670	182	8,351	8	319	8	8	...	...	86	4,353
Liquor stores	221	10,096	210	9,475	11	621	13	10	3	...	81	4,024
Second-hand stores	159	2,390	95	895	64	1,495	96	56	33	7	58	861
Other retail stores, total	1,001	24,538	817	17,867	184	6,671	319	179	87	53	395	8,322
Fuel dealers, except fuel oil	34	1,159	3	50	31	1,109	109	26	44	39	3	27
Fuel oil dealers	9	543	...	...	9	543	25	11	11	3	4	164
Ice dealers	(1)	(1)	(1)	(1)	(1)	(1)	(1)	(1)	(1)	(1)	(1)	(1)
Hay, grain, feed stores	47	1,872	16	479	31	1,393	39	17	17	5	10	358
Other farm, garden supply stores	24	1,004	13	558	11	446	21	12	6	3	5	144
Florists	105	2,066	49	632	56	1,434	62	60	2	...	47	911
All other retail stores	772	17,628	733	16,104	39	1,524	48	45	3	...	323	6,705

x Withheld to avoid disclosure.

[1] Information not shown because of high sampling variability.

Table 14D.—RETAIL TRADE—TRUCKS AND TRUCK-TRACTORS OPERATED, DECEMBER 1948, BY LARGE STORES AND MULTIUNITS—STATE, BY KIND OF BUSINESS

[See text for explanatory material]

State and kind of business	Large stores and multiunits												Small single-unit stores	
	Stores reporting data on trucks and truck-tractors									Stores not reporting data on trucks or truck-tractors				
	Total		Stores not operating trucks or truck tractors		Stores operating trucks and truck-tractors									
							Number of trucks and truck-tractors							
								Manufacturers' rated capacity						
	Stores (Number)	Sales, entire year (Thousand dollars)	Number	Sales, entire year (Thousand dollars)	Number	Sales, entire year (Thousand dollars)	Total	Under 1½ tons	1½ tons	Over 1½ tons	Number	Sales, entire year (Thousand dollars)	Number	Sales, entire year (Thousand dollars)
ALABAMA														
Total	4,597	925,203	2,830	443,978	1,767	481,225	4,245	2,635	1,343	267	667	150,983	23,492	562,673
Warehouses, administrative offices, auxiliary units	...	...	...	...	...	...	41	10	21	10	...	...	...	...
Stores	4,597	925,203	2,830	443,978	1,767	481,225	4,204	2,625	1,322	257	667	150,983	23,492	562,673
Stores														
Food group, total	855	134,740	539	72,395	316	62,345	829	614	179	36	172	55,023	10,837	227,683
Grocery stores	776	122,209	492	70,375	284	51,834	488	352	107	29	160	53,766	10,319	219,278
Meat markets, fish markets	10	915	7	(x)	3	(x)	(x)	(x)	(x)	(x)	2	762	122	2,041
Milk dealers	17	6,614	...	...	17	6,614	215	142	66	7	1	189	14	379
Bakery products stores	10	653	8	(x)	2	(x)	(x)	(x)	(x)	(x)	2	147	81	2,364
Other food stores	42	4,349	32	(x)	10	(x)	(x)	(x)	(x)	(x)	7	159	301	3,621
Eating and drinking places	316	21,422	307	19,526	9	1,896	10	7	3	...	54	5,188	3,621	56,905
General stores	188	33,589	92	9,471	96	24,118	151	96	43	12	13	1,702	866	25,986
General merchandise group, total	374	149,182	291	70,787	83	78,395	326	219	99	8	78	9,248	852	28,464
Department stores	28	77,895	16	13,267	12	64,628	119	82	36	1	...	...	...	...
General merchandise, variety stores	346	71,287	275	57,520	71	13,767	207	137	63	7	78	9,248	852	28,464
Apparel group	438	74,706	428	71,173	10	3,533	11	11	...	...	61	16,372	689	23,439
Furniture, furnishings, appliance group, total	487	62,180	175	9,668	312	52,512	781	631	137	13	30	3,807	724	25,642
Furniture stores	256	41,230	40	3,968	216	37,262	498	390	103	5	16	2,768	381	14,827
Floor covering stores	4	843	1	(x)	3	(x)	(x)	(x)	(x)	(x)	...	...	12	499
Other home furnishing stores	11	1,775	9	(x)	2	(x)	(x)	(x)	(x)	(x)	...	...	79	1,837
Household appliance stores	212	18,034	123	4,670	89	13,364	265	225	33	7	12	306	196	7,422
Radio stores	4	298	2	(x)	2	(x)	(x)	(x)	(x)	(x)	2	133	56	1,057
Automotive group, total	662	233,857	337	93,352	325	140,505	589	395	165	29	124	41,133	456	18,626
Motor vehicle (new and used) dealers	433	185,059	185	58,297	248	126,762	450	269	154	27	93	35,501	69	3,822
Motor vehicle (used) dealers	123	33,222	112	(x)	11	(x)	(x)	(x)	(x)	(x)	17	4,079	98	4,960
Tire, battery, accessory dealers	100	14,818	37	4,350	63	10,468	113	109	3	1	13	1,333	257	8,747
Other automotive dealers	6	758	3	(x)	3	(x)	(x)	(x)	(x)	(x)	1	220	32	1,097
Gasoline service stations	253	17,131	190	11,216	63	5,915	85	61	22	2	22	1,736	2,622	67,413
Lumber, building, hardware group, total	490	80,697	68	9,824	338	70,873	792	334	388	70	39	7,612	674	29,006
Lumber yards	81	21,438	4	(x)	77	(x)	(x)	(x)	(x)	(x)	10	2,376	75	3,590
Building materials dealers	49	11,057	8	(x)	41	(x)	(x)	(x)	(x)	(x)	6	1,146	48	2,433
Paint, glass, wallpaper stores	13	2,094	6	(x)	7	(x)	(x)	(x)	(x)	(x)	...	...	34	902
Heating, plumbing, electrical supply stores	11	1,656	...	...	11	1,656	34	23	11	...	...	...	89	3,218
Hardware stores	149	25,771	33	3,907	116	21,864	186	115	65	6	16	2,911	367	15,731
Farm equipment dealers	103	18,681	17	2,085	86	16,596	159	90	55	14	7	1,179	61	3,132
Drug and proprietary stores	155	20,940	144	17,292	11	3,648	33	13	10	10	24	2,815	688	26,798
Liquor stores	60	42,815	59	(x)	1	(x)	(x)	(x)	(x)	(x)	1	17	16	390
Second-hand stores	11	825	9	(x)	2	(x)	(x)	(x)	(x)	(x)	3	232	176	2,869
Other retail stores, total	392	53,119	191	15,803	201	37,316	594	242	275	77	46	6,098	1,271	29,452
Fuel dealers, except fuel oil	48	7,094	1	(x)	47	(x)	(x)	(x)	(x)	(x)	6	803	186	3,899
Fuel oil dealers	4	940	...	...	4	940	30	7	20	3	1	140	8	430
Ice dealers	24	492	17	247	7	245	34	31	3	...	1	490	45	674
Hay, grain, feed stores	81	13,588	22	2,701	59	10,887	98	42	48	8	8	1,354	140	5,348
Other farm, garden supply stores	44	8,631	14	1,443	35	7,188	93	20	47	26	3	392	46	2,062
Florists	24	921	7	(x)	12	(x)	(x)	(x)	(x)	(x)	1	487	204	3,344
All other retail stores	167	21,453	130	11,297	37	10,156	60	40	19	1	26	2,432	642	13,695
ARIZONA														
Total	1,548	422,115	921	195,343	627	226,772	1,675	978	446	251	390	64,256	6,105	171,186
Warehouses, administrative offices, auxiliary units	...	...	...	...	...	...	37	2	2	33	...	...	...	...
Stores	1,548	422,115	921	195,343	627	226,772	1,638	976	444	218	390	64,256	6,105	171,186
Stores														
Food group, total	338	89,210	184	56,032	154	33,178	238	209	21	8	82	12,150	1,417	42,283
Grocery stores	321	86,527	173	55,436	148	31,091	179	157	14	8	67	10,117	1,228	38,019
Meat markets, fish markets	3	(x)	2	(x)	1	(x)	(x)	(x)	(x)	(x)	3	280	26	1,096
Milk dealers	2	(x)	...	...	2	(x)	(x)	(x)	(x)	(x)	1	(x)	3	(x)
Bakery products stores	2	(x)	...	...	2	(x)	(x)	(x)	(x)	(x)	4	(x)	67	(x)
Other food stores	10	470	9	(x)	1	(x)	(x)	(x)	(x)	(x)	7	254	93	1,682
Eating and drinking places	118	13,168	112	12,148	6	970	13	5	6	2	61	5,451	1,621	38,869
General stores	30	14,541	11	1,602	28	12,939	61	29	28	4	14	1,551	31	1,343
General merchandise group, total	100	69,862	85	38,831	15	31,031	41	32	5	4	14	1,129	238	6,472
Department stores	8	33,650	2	(x)	6	(x)	(x)	(x)	(x)	(x)	...	...	...	...
General merchandise, variety stores	92	36,212	83	(x)	9	(x)	(x)	(x)	(x)	(x)	14	1,129	238	6,472
Apparel group	119	21,661	111	14,337	7	6,324	7	5	2	...	35	5,234	239	7,233
Furniture, furnishings and household appliance group, total	106	26,444	28	4,611	78	22,152	223	174	40	9	18	4,871	234	7,440
Furniture stores	60	16,240	13	1,577	43	14,663	116	78	30	8	12	3,390	74	3,027
Floor covering stores	5	842	1	(x)	4	(x)	(x)	(x)	(x)	(x)	...	...	14	516
Other home furnishing stores	3	226	2	(x)	1	(x)	(x)	(x)	(x)	(x)	1	149	37	816
Household appliance stores	38	8,809	9	1,610	29	6,299	90	79	10	1	4	514	68	2,314
Radio stores	4	179	3	(x)	1	(x)	(x)	(x)	(x)	(x)	1	818	41	767

(x) Not shown to avoid disclosure of individual returns.

Table 14D.—RETAIL TRADE—TRUCKS AND TRUCK-TRACTORS OPERATED, DECEMBER 1948, BY LARGE STORES AND MULTIUNITS—STATE, BY KIND OF BUSINESS—Continued

[See text for explanatory material]

State and kind of business	Large stores and multiunits												Small single-unit stores	
	Stores reporting data on trucks and truck-tractors										Stores not reporting data on trucks or truck-tractors			
	Total		Stores not operating trucks or truck-tractors		Stores operating trucks and truck-tractors									
							Number of trucks and truck-tractors							
								Manufacturers' rated capacity						
	Stores (Number)	Sales, entire year (Thousand dollars)	Number	Sales, entire year (Thousand dollars)	Number	Sales, entire year (Thousand dollars)	Total	Under 1½ tons	1½ tons	Over 1½ tons	Number	Sales, entire year (Thousand dollars)	Number	Sales, entire year (Thousand dollars)
ARIZONA--Continued														
Stores--Continued														
Automotive group, total	200	72,778	98	33,199	102	39,579	200	150	31	19	67	20,263	200	7,281
Motor vehicle (new and used) dealers	139	58,305	60	24,000	79	34,305	151	105	27	19	39	13,780	20	1,017
Motor vehicle (used) dealers	24	6,975	20	(x)	4	(x)	(x)	(x)	(x)	(x)	15	4,838	64	2,437
Tire, battery, accessory dealers	30	6,492	12	2,363	18	4,129	40	38	2	...	7	714	81	2,644
Other automotive dealers	7	1,006	6	(x)	1	(x)	(x)	(x)	(x)	(x)	6	931	35	1,183
Gasoline service stations	107	10,314	93	8,288	14	2,026	23	16	4	3	18	2,012	1,001	28,345
Lumber, building, hardware group, total	187	61,275	30	4,144	157	57,131	525	235	189	101	17	3,255	187	6,808
Lumber yards	92	33,612	10	1,819	82	31,793	276	75	135	66	5	923	23	1,162
Building materials dealers	9	6,822	1	(x)	8	(x)	(x)	(x)	(x)	(x)	2	422	19	748
Paint, glass, wallpaper stores	8	1,374	1	(x)	7	(x)	(x)	(x)	(x)	(x)	2	251	23	767
Heating, plumbing, electrical supply stores	21	3,496	5	(x)	16	(x)	(x)	(x)	(x)	(x)	1	123	48	1,714
Hardware stores	31	6,963	7	727	24	6,236	37	27	7	3	5	463	64	2,122
Farm equipment dealers	26	9,008	6	1,113	20	7,895	76	46	21	9	2	1,073	10	295
Drug and proprietary stores	88	15,316	85	14,579	3	737	4	4	...	...	29	4,207	136	6,537
Liquor stores	19	(x)	14	(x)	5	(x)	(x)	(x)	(x)	(x)	10	(x)	80	(x)
Second-hand stores	4	(x)	2	(x)	2	(x)	(x)	(x)	(x)	(x)	2	(x)	136	(x)
Other retail stores, total	124	(x)	68	(x)	56	(x)	(x)	(x)	(x)	(x)	23	(x)	585	(x)
Fuel dealers, except fuel oil	16	6,106	1	(x)	15	(x)	(x)	(x)	(x)	(x)	2	358	19	442
Fuel oil dealers	4	1,230	...	...	4	1,230	35	8	19	8	...	...	1	99
Ice dealers	1	(x)	...	...	1	(x)	(x)	(x)	(x)	(x)	...	...	9	(x)
Hay, grain, feed stores	14	7,456	...	...	14	7,456	45	14	18	13	4	662	42	1,520
Other farm, garden supply stores	7	1,960	3	243	4	1,717	14	3	9	2	1	169	9	373
Florists	9	606	3	155	6	451	14	12	1	1	2	239	38	807
All other retail stores	73	8,271	61	5,888	12	2,383	16	13	3	...	14	1,959	467	9,450
ARKANSAS														
Total	3,067	595,293	1,617	249,900	1,450	345,393	2,999	1,789	970	240	380	72,642	18,796	415,327
Warehouses, administrative offices, auxiliary units	...	...	...	...	...	...	34	4	4	26	...	...	...	...
Stores	3,067	595,293	1,617	249,900	1,450	345,393	2,965	1,785	966	214	380	72,642	18,796	415,327
Stores														
Food group, total	503	87,404	316	59,406	187	27,998	259	232	25	2	47	8,373	7,070	129,812
Grocery stores	473	84,599	295	58,843	178	25,756	215	191	23	1	45	8,052	6,737	124,310
Meat markets, fish markets	2	(x)	2	(x)	...	...	...	...	...	...	...	...	71	(x)
Milk dealers	1	(x)	...	...	1	(x)	(x)	(x)	(x)	(x)	1	(x)	11	(x)
Bakery products stores	12	808	8	128	4	680	10	8	2	...	1	101	66	1,518
Other food stores	15	1,845	11	(x)	4	(x)	(x)	(x)	(x)	(x)	...	...	185	1,733
Eating and drinking places	124	6,786	118	6,009	6	777	7	6	1	...	18	1,214	3,222	40,520
General stores	113	15,124	63	5,535	50	9,589	87	54	23	10	6	911	1,109	27,937
General merchandise group, total	307	90,953	251	55,965	56	34,988	84	66	12	6	27	5,681	675	21,968
Department stores	20	39,610	11	12,390	9	27,220	25	21	3	1	1	1,228	...	...
General merchandise, variety stores	287	51,343	240	43,575	47	7,768	59	45	9	5	26	4,453	675	21,968
Apparel group	235	34,801	217	29,961	18	4,840	20	17	3	...	45	6,031	582	20,309
Furniture, furnishings, appliance group, total	239	29,839	44	2,873	195	26,966	380	316	60	4	17	1,870	609	20,259
Furniture stores	151	20,115	20	1,099	131	19,016	256	218	37	1	14	1,401	281	9,959
Floor covering stores	1	(x)	...	...	1	(x)	(x)	(x)	(x)	(x)	(x)	(x)	10	(x)
Other home furnishing stores	6	(x)	5	(x)	1	(x)	(x)	(x)	(x)	(x)	...	...	50	(x)
Household appliance stores	77	8,580	16	1,096	61	7,484	116	91	22	3	3	469	235	8,571
Radio stores	4	(x)	3	(x)	1	(x)	(x)	(x)	(x)	(x)	(x)	(x)	33	(x)
Automotive group, total	543	165,223	209	47,828	334	117,395	617	406	181	30	88	28,413	546	21,233
Motor vehicle (new and used) dealers	383	137,206	107	27,662	276	109,544	539	339	171	29	67	24,356	100	5,158
Motor vehicle (used) dealers	69	(x)	63	(x)	6	(x)	(x)	(x)	(x)	(x)	13	(x)	144	(x)
Tire, battery, accessory dealers	90	10,515	38	3,912	52	6,603	72	64	7	1	7	569	280	9,928
Other automotive dealers	1	(x)	1	(x)	...	...	...	...	...	...	1	(x)	22	(x)
Gasoline service stations	112	9,508	61	3,288	51	6,220	88	59	24	5	22	2,496	2,267	47,353
Lumber, building, hardware group, total	462	92,916	70	11,196	392	81,720	979	457	421	101	43	8,918	576	23,540
Lumber yards	187	37,266	21	2,380	166	34,886	462	123	279	60	12	2,820	75	3,132
Building materials dealers	11	2,135	2	(x)	9	(x)	(x)	(x)	(x)	(x)	3	678	50	1,747
Paint, glass, wallpaper stores	18	1,888	9	891	9	997	11	7	4	...	1	121	47	1,097
Heating, plumbing, electrical supply stores	15	2,677	1	(x)	14	(x)	(x)	(x)	(x)	(x)	2	239	80	2,396
Hardware stores	76	10,915	19	2,421	57	8,494	95	69	21	5	8	857	237	10,367
Farm equipment dealers	155	38,035	18	4,920	137	33,115	346	209	103	34	17	4,203	87	4,801
Drug and proprietary stores	81	10,219	75	9,376	6	843	6	6	...	...	19	1,811	560	20,602
Liquor stores	93	(x)	90	(x)	3	(x)	(x)	(x)	(x)	(x)	16	(x)	390	(x)
Second-hand stores	13	(x)	7	(x)	6	(x)	(x)	(x)	(x)	(x)	3	(x)	260	(x)
Other retail stores, total	242	43,634	96	10,076	146	33,558	424	158	210	56	29	4,836	930	21,754
Fuel dealers, except fuel oil	36	5,289	...	...	36	5,289	177	48	100	29	5	302	56	1,846
Fuel oil dealers	2	(x)	...	...	2	(x)	(x)	(x)	(x)	(x)	...	...	5	(x)
Ice dealers	4	(x)	1	(x)	3	(x)	(x)	(x)	(x)	(x)	...	...	28	(x)
Hay, grain, feed stores	89	25,508	22	3,753	67	21,755	167	60	82	25	9	1,526	184	6,104
Other farm, garden supply stores	10	1,981	2	(x)	8	(x)	(x)	(x)	(x)	(x)	2	686	23	888
Florists	9	475	4	(x)	5	(x)	(x)	(x)	(x)	(x)	...	...	104	2,083
All other retail stores	92	9,908	67	6,045	25	3,863	37	28	8	1	13	2,322	530	10,213

See footnote at end of table.

Table 14D.—RETAIL TRADE—TRUCKS AND TRUCK-TRACTORS OPERATED, DECEMBER 1948, BY LARGE STORES AND MULTIUNITS—STATE, BY KIND OF BUSINESS—Continued

[See text for explanatory material]

State and kind of business	Large stores and multiunits												Small single-unit stores	
	Stores reporting data on trucks and truck-tractors										Stores not reporting data on trucks or truck-tractors			
	Total		Stores not operating trucks or truck-tractors		Stores operating trucks and truck-tractors									
							Number of trucks and truck-tractors							
								Manufacturers' rated capacity						
	Stores	Sales, entire year	Number	Sales, entire year	Number	Sales, entire year	Total	Under 1½ tons	1½ tons	Over 1½ tons	Number	Sales, entire year	Number	Sales, entire year
	(Number)	(Thousand dollars)		(Thousand dollars)		(Thousand dollars)						(Thousand dollars)		(Thousand dollars)
CALIFORNIA														
Total	27,974	3,200,393	19,063	4,056,346	8,911	3,144,047	22,929	13,010	6,418	3,511	6,734	1,277,341	86,403	2,542,070
Warehouses, administrative offices, auxiliary units	...	...	...	...	...	...	1,349	315	386	648	...	...	...	...
Stores	27,974	3,200,393	19,063	4,056,346	8,911	3,144,047	21,590	12,695	6,032	2,863	6,734	1,277,341	86,403	2,542,070
Stores														
Food group, total	6,514	1,757,878	4,227	1,170,750	2,287	587,128	5,457	3,617	1,542	298	1,728	327,349	15,656	551,889
Grocery stores	4,989	1,528,569	3,261	1,093,493	1,728	435,076	2,205	1,787	313	105	1,370	285,507	10,731	412,591
Meat markets, fish markets	525	78,209	349	40,534	176	37,675	220	191	20	9	153	21,635	1,218	48,416
Milk dealers	84	57,666	2	(x)	82	(x)	(x)	(x)	(x)	(x)	14	3,457	54	2,045
Bakery products stores	258	14,680	217	10,249	41	4,431	81	58	22	1	61	3,549	1,265	33,481
Other food stores	658	78,754	398	(x)	260	(x)	(x)	(x)	(x)	(x)	130	13,201	2,388	55,356
Eating and drinking places	2,785	340,587	2,591	295,912	194	44,675	405	333	61	11	1,183	122,016	22,399	539,992
General stores	66	11,824	25	2,933	41	8,891	61	46	13	2	11	1,805	136	5,185
General merchandise group, total	1,461	1,092,402	1,345	801,683	116	290,719	253	174	58	21	174	148,350	2,073	53,090
Department stores	159	790,093	110	527,935	49	262,158	153	92	43	18	20	129,128	...	...
General merchandise, variety stores	1,302	302,309	1,235	273,748	67	28,561	100	82	15	3	154	19,222	2,073	53,090
Apparel group	2,755	515,973	2,700	[illegible]	55	[illegible]	[illegible]	52	7	...	694	[illegible]	6,123	172,610
Furniture, furnishings, appliance group, total	2,236	482,857	804	118,116	1,432	364,741	3,105	2,249	735	121	379	60,913	5,456	161,213
Furniture stores	989	275,626	258	36,663	731	238,963	1,547	906	555	86	152	26,928	1,410	51,234
Floor covering stores	116	25,541	36	(x)	80	(x)	(x)	(x)	(x)	(x)	22	3,030	322	11,747
Other home furnishing stores	202	43,046	141	31,603	61	11,443	97	91	5	1	47	8,674	1,534	29,572
Household appliance stores	787	121,205	309	40,798	478	80,407	1,099	949	123	27	138	20,217	1,285	48,233
Radio stores	142	17,439	60	(x)	82	(x)	(x)	(x)	(x)	(x)	20	2,064	905	20,427
Automotive group, total	2,860	1,319,270	1,546	484,514	1,314	834,756	2,617	1,964	463	190	869	316,609	2,326	87,116
Motor vehicle (new and used) dealers	1,534	1,030,604	586	289,028	948	741,576	1,894	1,374	353	167	519	237,821	194	10,637
Motor vehicle (used) dealers	676	185,722	624	155,302	52	30,420	86	56	21	9	225	58,736	798	33,597
Tire, battery, accessory dealers	489	75,437	212	23,645	277	51,792	595	495	80	12	84	13,988	970	30,495
Other automotive dealers	161	27,507	124	16,539	37	10,968	50	39	9	2	41	6,064	364	12,387
Gasoline service stations	2,005	183,139	1,777	154,255	228	28,884	330	250	50	30	399	39,427	11,893	370,855
Lumber, building, hardware group, total	2,594	749,447	417	63,538	2,177	685,909	6,191	2,616	2,029	1,546	149	38,461	3,212	114,537
Lumber yards	992	[illegible]	67	20,965	925	351,722	2,913	704	1,268	941	117	32,245	256	11,289
Building materials dealers	178	63,181	17	4,516	161	58,665	834	138	298	398	32	6,216	281	10,439
Paint, glass, wallpaper stores	289	31,554	131	10,276	158	21,278	227	170	43	14	...	...	764	21,839
Heating, plumbing, electrical supply stores	200	34,355	21	1,325	179	33,030	593	483	93	17	...	...	505	17,932
Hardware stores	587	116,083	145	18,008	442	98,075	631	506	100	25	...	...	1,267	47,072
Farm equipment dealers	348	131,587	36	8,448	312	123,139	993	615	227	151	...	...	139	5,966
Drug and proprietary stores	1,228	231,408	1,160	215,778	68	15,630	76	76	...	...	346	44,927	1,786	88,283
Liquor stores	831	74,329	749	65,109	82	9,220	89	75	12	2	226	22,018	2,965	134,484
Second-hand stores	208	16,209	142	6,475	66	9,734	187	61	57	69	34	1,932	1,582	21,781
Other retail stores, total	2,431	425,070	1,580	173,775	851	251,295	2,760	1,182	1,005	573	548	72,288	10,796	241,035
Fuel dealers, except fuel oil	101	13,901	8	(x)	93	(x)	(x)	(x)	(x)	(x)	14	4,282	121	3,864
Fuel oil dealers	39	8,554	1	(x)	38	(x)	(x)	(x)	(x)	(x)	8	2,321	42	2,205
Ice dealers	31	3,633	10	112	21	3,521	258	37	198	23	4	114	115	1,876
Hay, grain, feed stores	422	170,646	56	14,320	366	156,326	1,010	311	354	345	66	15,907	389	16,534
Other farm, garden supply stores	104	18,085	26	2,979	78	15,106	243	109	89	45	28	4,270	217	6,877
Florists	125	7,667	57	1,688	68	5,979	126	107	9	10	21	772	1,181	22,367
All other retail stores	1,409	202,584	1,422	154,158	187	48,426	453	416	30	7	402	43,622	8,731	187,312
COLORADO														
Total	2,830	728,216	1,573	318,549	1,257	409,667	3,434	1,986	926	422	805	177,330	11,791	351,549
Warehouses, administrative offices, auxiliary units	...	...	...	...	...	...	138	12	12	114	...	...	...	...
Stores	2,830	728,216	1,573	318,549	1,257	409,667	3,190	1,974	914	308	805	177,330	11,791	351,549
Stores														
Food group, total	554	160,730	332	111,914	222	48,816	406	332	42	17	148	21,755	2,578	78,168
Grocery stores	454	147,262	276	108,129	183	39,133	232	201	22	9	116	18,378	1,395	63,760
Meat markets, fish markets	21	2,486	12	1,435	9	1,049	12	12	...	...	11	2,252	61	2,040
Milk dealers	16	5,675	...	...	16	5,675	165	134	24	7	...	...	19	698
Bakery products stores	11	443	1	(x)	1	(x)	(x)	(x)	(x)	(x)	4	249	153	3,666
Other food stores	52	4,864	43	(x)	9	(x)	(x)	(x)	(x)	(x)	17	876	350	8,004
Eating and drinking places	167	10,894	148	12,068	19	3,431	20	24	3	...	107	11,773	2,442	61,623
General stores	13	3,144	4	463	9	2,181	17	11	4	2	3	499	91	2,990
General merchandise group, total	128	130,157	105	55,362	23	73,092	82	54	14	14	14	42,044	261	7,773
Department stores	42	82,560	32	11,696	10	68,856	54	38	8	8	3	40,120	...	...
General merchandise, variety stores	86	47,597	73	43,671	13	4,236	28	16	6	6	11	1,924	261	7,773
Apparel group	73	9,413	17	2,200	9	11,214	15	15	...	...	55	9,596	566	16,360
Furniture, furnishings, appliance group, total	238	69,229	56	9,481	176	44,639	408	330	61	17	50	7,180	507	15,865
Furniture stores	114	32,460	26	1,917	88	21,254	179	111	60	8	18	3,125	142	5,764
Floor covering stores	9	1,216	1	(x)	8	(x)	(x)	(x)	(x)	(x)	6	779	23	812
Other home furnishing stores	9	(x)	6	(x)	3	(x)	(x)	(x)	(x)	(x)	3	(x)	74	(x)
Household appliance stores	96	24,117	24	2,508	72	11,417	241	208	30	4	23	2,404	213	7,200
Radio stores	10	(x)	1	(x)	9	...	...	...	...	...	...	...	57	(x)

Table 14D.—RETAIL TRADE—TRUCKS AND TRUCK-TRACTORS OPERATED, DECEMBER 1948, BY LARGE STORES AND MULTIUNITS—STATE, BY KIND OF BUSINESS—Continued

[See text for explanatory material]

State and kind of business	Large stores and multiunits												Small single-unit stores	
	Stores reporting data on trucks and truck-tractors										Stores not reporting data on trucks or truck-tractors			
	Total		Stores not operating trucks or truck-tractors		Stores operating trucks and truck-tractors									
							Number of trucks and truck-tractors							
								Manufacturers' rated capacity						
	Stores (Number)	Sales, entire year (Thousand dollars)	Number	Sales, entire year (Thousand dollars)	Number	Sales, entire year (Thousand dollars)	Total	Under 1½ tons	1½ tons	Over 1½ tons	Number	Sales, entire year (Thousand dollars)	Number	Sales, entire year (Thousand dollars)
COLORADO--Continued														
Stores--Continued														
Automotive group, total	415	156,822	176	46,642	239	110,180	427	279	102	46	143	40,321	484	20,629
Motor vehicle (new and used) dealers	292	131,421	109	33,472	183	97,949	314	182	95	37	100	30,732	119	7,236
Motor vehicle (used) dealers	67	15,084	57	12,366	10	2,718	14	9	...	5	26	6,818	163	7,124
Tire, battery, accessory dealers	45	8,145	6	384	39	7,761	85	77	6	2	9	955	173	5,337
Other automotive dealers	11	2,172	4	420	7	1,752	14	11	1	2	8	1,816	29	932
Gasoline service stations	207	19,028	121	6,069	86	12,959	153	58	73	22	46	5,066	1,870	54,324
Lumber, building, hardware group, total	474	99,306	132	17,727	342	81,579	1,128	571	431	126	85	16,398	569	23,048
Lumber yards	208	47,157	56	7,517	152	39,640	486	182	250	54	23	4,966	41	1,878
Building materials dealers	17	7,836	1	(x)	16	(x)	(x)	(x)	(x)	(x)	2	637	17	800
Paint, glass, wallpaper stores	15	2,412	6	(x)	9	(x)	(x)	(x)	(x)	(x)	1	103	42	1,060
Heating, plumbing, electrical supply stores	30	4,771	10	757	20	4,014	96	83	12	1	6	796	121	4,590
Hardware stores	73	12,261	34	4,935	39	7,326	78	53	15	10	15	2,326	248	9,523
Farm equipment dealers	131	24,869	25	3,886	106	20,983	286	203	68	15	38	7,570	100	5,197
Drug and proprietary stores	121	22,407	107	18,854	14	3,553	18	18	...	...	62	8,681	417	20,091
Liquor stores	44	5,470	36	2,717	8	2,753	11	10	1	...	12	1,425	429	14,487
Second-hand stores	21	1,189	13	310	8	879	28	7	20	1	6	178	228	2,385
Other retail stores, total	220	34,164	108	11,743	112	22,421	362	156	128	78	75	12,405	1,369	33,886
Fuel dealers, except fuel oil	43	5,899	2	(x)	41	(x)	(x)	(x)	(x)	(x)	3	405	134	4,093
Fuel oil dealers	1	(x)	...	...	1	(x)	(x)	(x)	(x)	(x)	...	...	19	(x)
Ice dealers	...	...	...	...	...	...	...	...	...	...	4	(x)	11	(x)
Hay, grain, feed stores	41	9,370	6	1,143	35	8,227	69	23	36	10	14	4,469	76	3,684
Other farm, garden supply stores	8	1,198	4	368	4	830	7	3	3	1	5	1,083	13	432
Florists	13	839	7	383	6	456	12	12	...	...	2	94	109	2,646
All other retail stores	114	(x)	89	(x)	25	(x)	(x)	(x)	(x)	(x)	47	(x)	1,007	(x)
CONNECTICUT														
Total	4,748	1,085,186	2,833	467,192	1,915	617,994	6,267	3,136	1,233	1,898	960	261,547	20,779	628,302
Warehouses, administrative offices, auxiliary units	...	...	...	...	...	...	91	9	3	79	...	...	...	...
Stores	4,748	1,085,186	2,833	467,192	1,915	617,994	6,176	3,127	1,230	1,819	960	261,547	20,779	628,302
Stores														
Food group, total	984	193,444	465	68,549	519	124,895	1,854	1,332	326	196	476	159,357	5,348	174,137
Grocery stores	634	124,944	283	59,528	351	65,416	435	397	23	15	434	154,965	3,718	125,663
Meat markets, fish markets	51	10,616	22	3,126	29	7,490	40	27	6	7	11	1,872	471	17,111
Milk dealers	73	42,537	1	(x)	72	(x)	(x)	(x)	(x)	(x)	2	508	77	3,353
Bakery products stores	62	5,072	37	1,759	25	3,313	73	72	1	...	9	894	296	8,715
Other food stores	164	10,275	122	(x)	42	(x)	(x)	(x)	(x)	(x)	20	1,118	786	19,295
Eating and drinking places	339	33,165	318	29,839	21	3,326	36	33	3	...	76	6,868	4,547	110,045
General stores	9	(x)	2	(x)	7	(x)	(x)	(x)	(x)	(x)	1	(x)	34	(x)
General merchandise group, total	227	149,660	195	69,040	32	80,620	287	237	27	23	12	9,276	433	11,234
Department stores	29	87,926	16	20,191	13	67,735	152	117	13	22	3	7,838	...	...
General merchandise, variety stores	198	61,734	179	48,849	19	12,885	135	120	14	1	9	1,438	433	11,234
Apparel group	649	116,504	617	102,374	32	14,130	34	33	1	...	73	10,709	1,506	46,741
Furniture, furnishings, appliance group, total	381	72,957	148	18,557	233	54,400	480	315	106	59	28	5,506	1,041	29,554
Furniture stores	150	38,475	24	3,232	126	35,243	272	129	92	51	13	2,525	197	7,532
Floor covering stores	25	3,939	6	512	19	3,427	48	42	4	2	1	123	87	2,874
Other home furnishing stores	34	5,196	26	4,065	8	1,131	14	11	3	...	6	1,079	377	7,049
Household appliance stores	149	22,483	79	9,733	70	12,750	132	119	7	6	8	1,779	252	8,820
Radio stores	23	2,864	13	1,015	10	1,849	14	14	...	...	...	...	128	3,279
Automotive group, total	569	215,619	277	92,459	292	123,160	512	349	78	85	135	45,417	411	17,384
Motor vehicle (new and used) dealers	357	174,644	146	66,897	211	107,747	379	237	65	77	97	39,290	69	4,003
Motor vehicle (used) dealers	110	26,366	90	20,882	20	5,484	29	20	2	7	20	4,517	161	6,973
Tire, battery, accessory dealers	85	12,134	32	3,722	53	8,412	92	82	9	1	15	1,095	133	4,740
Other automotive dealers	17	2,475	9	958	8	1,517	12	10	2	...	3	515	48	1,668
Gasoline service stations	166	15,705	97	6,688	69	9,017	148	76	38	34	19	2,607	2,483	76,276
Lumber, building, hardware group, total	359	116,110	62	16,188	297	99,922	1,052	290	262	500	32	8,511	601	22,459
Lumber yards	147	60,407	4	2,719	143	57,688	615	86	158	371	7	2,683	21	1,192
Building materials dealers	40	16,180	4	549	36	15,631	189	35	55	99	3	1,259	28	1,228
Paint, glass, wallpaper stores	35	4,408	12	1,068	23	3,340	31	26	4	1	...	...	140	4,535
Heating, plumbing, electrical supply stores	29	6,629	3	360	26	6,269	84	51	27	6	6	1,654	96	4,089
Hardware stores	81	22,220	36	10,894	45	11,326	67	56	6	5	15	2,753	303	10,926
Farm equipment dealers	27	6,266	3	598	24	5,668	66	36	12	18	1	162	13	489
Drug and proprietary stores	187	26,217	162	21,978	25	4,239	71	49	22	...	28	2,691	718	34,671
Liquor stores	225	(x)	200	(x)	25	(x)	(x)	(x)	(x)	(x)	21	(x)	1,353	(x)
Second-hand stores	14	1,059	9	339	5	720	12	5	4	3	...	...	158	1,914
Other retail stores, total	639	130,893	281	30,345	358	100,548	1,647	372	361	914	59	9,075	2,146	58,373
Fuel dealers, except fuel oil	77	22,754	4	706	73	22,048	497	89	73	335	7	997	75	3,182
Fuel oil dealers	122	30,379	3	(x)	119	(x)	(x)	(x)	(x)	(x)	10	1,946	212	8,960
Ice dealers	3	(x)	1	(x)	2	(x)	(x)	(x)	(x)	(x)	...	...	29	(x)
Hay, grain, feed stores	125	39,097	8	(x)	117	(x)	(x)	(x)	(x)	(x)	7	1,679	46	2,423
Other farm, garden supply stores	4	536	1	(x)	3	(x)	(x)	(x)	(x)	(x)	...	...	15	1,447
Florists	22	(x)	12	(x)	10	(x)	(x)	(x)	(x)	(x)	2	(x)	239	(x)
All other retail stores	286	36,967	252	26,433	34	10,534	52	42	10	...	33	4,226	1,530	37,454

See footnote at end of table.

Table 14D.—RETAIL TRADE—TRUCKS AND TRUCK-TRACTORS OPERATED, DECEMBER 1948, BY LARGE STORES AND MULTIUNITS—STATE, BY KIND OF BUSINESS—Continued

[See text for explanatory material]

State and kind of business	Large stores and multiunits												Small single-unit stores	
	Stores reporting data on trucks and truck-tractors										Stores not reporting data on trucks or truck-tractors			
	Total		Stores not operating trucks or truck-tractors		Stores operating trucks and truck-tractors									
							Number of trucks and truck-tractors							
							Total	Manufacturers' rated capacity						
	Stores (Number)	Sales, entire year (Thousand dollars)	Number	Sales, entire year (Thousand dollars)	Number	Sales, entire year (Thousand dollars)		Under 1½ tons	1½ tons	Over 1¾ tons	Number	Sales, entire year (Thousand dollars)	Number	Sales, entire year (Thousand dollars)
DELAWARE														
Total	976	273,894	562	102,584	414	171,310	1,490	619	477	394	66	17,521	3,391	90,890
Warehouses, administrative offices, auxiliary units	...	...	...	...	...	...	...	...	...	...	...	...	...	...
Stores	976	273,894	562	102,584	414	171,310	1,490	619	477	394	66	17,521	3,391	90,890
Stores														
Food group, total	187	37,598	114	21,093	73	16,505	288	193	72	23	25	8,698	1,063	25,912
Grocery stores	128	26,512	88	18,328	40	8,184	61	54	2	5	21	8,455	761	20,572
Meat markets, fish markets	18	3,317	6	1,301	12	2,016	19	13	3	3	2	43	40	1,346
Milk dealers	13	5,591	1	(x)	12	(x)	(x)	(x)	(x)	(x)	1	120	9	589
Bakery products stores	4	259	2	(x)	2	(x)	(x)	(x)	(x)	(x)	...	...	41	1,011
Other food stores	24	1,919	17	956	7	963	26	24	1	1	1	80	212	2,394
Eating and drinking places	66	5,244	62	4,817	4	427	18	16	1	1	6	299	696	14,631
General stores	...	...	...	...	...	...	...	...	...	...	...	...	61	1,164
General merchandise group, total	38	17,628	32	12,873	6	4,755	8	8	...	...	1	14	60	1,627
Department stores	3	9,173	1	(x)	2	(x)	(x)	(x)	...	...	...	...	...	...
General merchandise, variety stores	35	8,455	31	(x)	4	(x)	(x)	(x)	...	...	1	14	60	1,627
Apparel group	104	20,243	103	(x)	1	(x)	(x)	(x)	(x)	(x)	4	2,423	188	5,135
Furniture, furnishings, appliance group, total	74	17,362	23	4,325	51	13,037	149	90	47	12	6	672	156	4,724
Furniture stores	22	7,748	2	(x)	20	(x)	(x)	(x)	(x)	(x)	5	667	26	1,239
Floor covering stores	5	965	...	...	5	965	14	14	...	...	...	...	9	191
Other home furnishing stores	6	712	4	(x)	2	(x)	(x)	(x)	(x)	(x)	1	5	45	724
Household appliance stores	34	6,623	15	2,744	19	3,879	62	44	12	6	...	...	52	1,756
Radio stores	7	1,314	2	(x)	5	(x)	(x)	(x)	(x)	(x)	...	...	24	814
Automotive group, total	120	54,878	65	19,353	55	35,525	144	96	29	19	8	1,704	58	2,265
Motor vehicle (new and used) dealers	84	48,194	43	15,681	41	32,513	117	73	26	18	3	600	12	770
Motor vehicle (used) dealers	14	2,928	12	(x)	2	(x)	(x)	(x)	(x)	(x)	4	1,091	13	377
Tire, battery, accessory dealers	18	2,441	8	1,228	10	1,213	17	13	3	1	1	13	25	790
Other automotive dealers	4	1,315	2	(x)	2	(x)	(x)	(x)	(x)	(x)	...	...	8	328
Gasoline service stations	20	4,188	13	1,165	7	3,023	15	9	6	...	...	...	414	12,194
Lumber, building, hardware group, total	80	23,145	16	2,143	64	21,002	269	55	117	97	4	419	129	4,355
Lumber yards	33	11,498	2	(x)	31	(x)	(x)	(x)	(x)	(x)	1	159	4	185
Building materials dealers	10	2,325	1	(x)	9	(x)	(x)	(x)	(x)	(x)	1	88	10	398
Paint, glass, wallpaper stores	6	1,058	2	(x)	4	(x)	(x)	(x)	(x)	(x)	1	79	27	480
Heating, plumbing, electrical supply stores	3	631	1	(x)	2	(x)	(x)	(x)	(x)	(x)	1	93	18	619
Hardware stores	13	4,970	4	317	9	4,653	17	7	3	7	...	...	58	2,081
Farm equipment dealers	15	2,663	6	1,183	9	1,480	23	7	15	1	...	...	12	592
Drug and proprietary stores	36	5,205	29	4,232	7	973	8	8	...	...	1	152	97	3,397
Liquor stores	41	4,080	41	4,080	...	...	...	...	...	...	2	147	136	6,914
Second-hand stores	4	425	3	(x)	1	(x)	(x)	(x)	(x)	(x)	1	108	28	369
Other retail stores, total	206	83,898	61	(x)	145	(x)	(x)	(x)	(x)	(x)	8	2,885	305	8,203
Fuel dealers, except fuel oil	11	3,845	...	...	11	3,845	82	18	24	40	...	...	19	527
Fuel oil dealers	10	11,465	...	...	10	11,465	154	25	40	89	...	...	12	433
Ice dealers	1	(x)	...	...	1	(x)	(x)	(x)	(x)	(x)	...	...	14	(x)
Hay, grain, feed stores	113	50,433	11	3,924	102	46,509	292	62	129	101	4	1,934	22	1,271
Other farm, garden supply stores	4	1,587	1	(x)	3	(x)	(x)	(x)	(x)	(x)	...	...	5	212
Florists	7	(x)	2	(x)	5	(x)	(x)	(x)	(x)	(x)	...	...	26	(x)
All other retail stores	60	15,572	47	6,719	13	8,853	28	23	4	1	4	951	207	5,242
DISTRICT OF COLUMBIA														
Total	2,444	884,579	1,812	433,935	632	450,644	2,788	1,291	697	800	304	67,143	4,346	159,921
Warehouses, administrative offices, auxiliary units	...	...	...	...	...	...	292	51	89	152	...	...	...	...
Stores	2,444	884,579	1,812	433,935	632	450,644	2,496	1,240	608	648	304	67,143	4,346	159,921
Stores														
Food group, total	560	154,558	407	112,330	153	42,228	516	308	180	28	43	14,918	1,353	50,619
Grocery stores	332	127,672	212	102,629	120	25,043	168	157	10	1	33	13,370	933	37,208
Meat markets, fish markets	21	3,050	11	1,002	10	2,048	16	15	1	...	4	650	81	3,610
Milk dealers	2	(x)	...	...	2	(x)	(x)	(x)	(x)	(x)	...	...	...	...
Bakery products stores	16	(x)	12	(x)	4	(x)	(x)	(x)	(x)	(x)	1	(x)	61	(x)
Other food stores	189	13,759	172	8,012	17	5,747	122	115	2	5	5	649	278	7,786
Eating and drinking places	332	34,761	304	45,678	28	9,083	51	49	2	...	60	8,623	966	36,935
General stores	...	...	...	...	...	...	...	...	...	...	...	...	...	...
General merchandise group, total	76	182,034	62	37,485	14	144,549	269	104	70	95	1	52	94	2,571
Department stores	11	156,758	3	(x)	8	(x)	(x)	(x)	(x)	(x)	...	...	...	...
General merchandise, variety stores	65	25,276	59	(x)	6	(x)	(x)	(x)	(x)	(x)	1	52	94	2,571
Apparel group	312	94,818	290	68,509	22	26,309	34	28	6	...	66	10,874	415	14,398
Furniture, furnishings, appliance group, total	137	47,711	62	16,397	75	31,314	228	131	64	33	8	1,199	201	7,086
Furniture stores	39	19,911	11	3,530	28	16,381	84	17	43	24	...	...	39	1,649
Floor covering stores	15	3,611	6	365	9	3,246	28	17	7	4	...	...	7	252
Other home furnishing stores	26	5,204	18	3,404	8	1,800	28	22	5	1	5	640	89	2,290
Household appliance stores	33	9,157	10	2,427	23	6,730	74	63	7	4	3	559	36	1,554
Radio stores	24	9,738	17	6,581	7	3,157	14	12	2	...	...	...	30	1,341

ee footnote at end of table.

Table 14D.—RETAIL TRADE—TRUCKS AND TRUCK-TRACTORS OPERATED, DECEMBER 1948, BY LARGE STORES AND MULTIUNITS—STATE, BY KIND OF BUSINESS—Continued

[See text for explanatory material]

State and kind of business	Large stores and multiunits												Small single-unit stores	
	Stores reporting data on trucks and truck-tractors										Stores not reporting data on trucks or truck-tractors			
	Total		Stores not operating trucks or truck-tractors		Stores operating trucks and truck-tractors									
							Number of trucks and truck-tractors							
								Manufacturers' rated capacity						
	Stores (Number)	Sales, entire year (Thousand dollars)	Number	Sales, entire year (Thousand dollars)	Number	Sales, entire year (Thousand dollars)	Total	Under 1½ tons	1½ tons	Over 1½ tons	Number	Sales, entire year (Thousand dollars)	Number	Sales, entire year (Thousand dollars)
DISTRICT OF COLUMBIA--Continued														
Stores--Continued														
Automotive group, total	144	124,903	71	29,870	73	95,033	198	144	29	25	26	13,973	55	2,747
Motor vehicle (new and used) dealers	66	97,776	11	10,441	55	87,335	141	95	23	23	10	9,965	2	151
Motor vehicle (used) dealers	51	18,280	47	(x)	4	(x)	(x)	(x)	(x)	(x)	15	3,868	33	1,544
Tire, battery, accessory dealers	23	7,660	11	2,734	12	4,926	47	41	5	1	1	140	11	541
Other automotive dealers	4	1,187	2	(x)	2	(x)	(x)	(x)	(x)	(x)	...	...	9	511
Gasoline service stations	151	20,633	109	13,225	42	7,408	66	49	9	8	23	3,639	255	11,857
Lumber, building, hardware group, total	77	29,362	18	3,574	59	25,788	280	85	100	95	4	577	100	4,000
Lumber yards	19	11,315	3	1,698	16	9,617	88	8	53	27	...	...	...	...
Building materials dealers	11	8,649	2	(x)	9	(x)	(x)	(x)	(x)	(x)	2	316	4	134
Paint, glass, wallpaper stores	15	3,075	1	(x)	14	(x)	(x)	(x)	(x)	(x)	...	...	12	338
Heating, plumbing, electrical supply stores	3	583	...	...	3	583	19	13	3	3	...	...	11	654
Hardware stores	29	5,740	12	1,747	17	3,993	41	19	16	6	2	261	73	2,874
Farm equipment dealers	...	...	...	...	...	...	...	...	...	...	...	...	...	...
Drug and proprietary stores	178	43,137	158	38,396	20	4,741	24	22	...	2	20	3,046	129	6,384
Liquor stores	233	58,955	159	35,973	74	22,982	85	81	4	...	30	5,534	71	4,579
Second-hand stores	19	2,152	13	1,223	6	929	17	6	7	4	2	900	124	3,021
Other retail stores, total	225	71,555	159	31,275	66	40,280	728	233	137	358	21	3,808	583	15,724
Fuel dealers, except fuel oil	15	16,554	1	(x)	14	(x)	(x)	(x)	(x)	(x)	1	330	31	785
Fuel oil dealers	12	11,962	...	...	12	11,962	258	83	54	121	...	...	6	279
Ice dealers	1	(x)	...	...	1	(x)	(x)	(x)	(x)	(x)	...	...	13	(x)
Hay, grain, feed stores	1	(x)	1	(x)	...	...	...	...	...	...	1	(x)	3	(x)
Other farm, garden supply stores	2	(x)	1	(x)	1	(x)	(x)	(x)	(x)	(x)	...	...	3	(x)
Florists	16	(x)	1	(x)	15	(x)	(x)	(x)	(x)	(x)	2	(x)	80	(x)
All other retail stores	178	39,331	155	29,410	23	9,921	87	71	11	5	17	3,330	447	12,204
FLORIDA														
Total	6,823	1,510,308	4,505	759,275	2,318	751,033	6,128	3,717	1,707	704	728	137,922	27,839	692,165
Warehouses, administrative offices, auxiliary units	...	...	...	...	...	...	75	15	16	44	...	...	...	...
Stores	6,823	1,510,308	4,505	759,275	2,318	751,033	6,053	3,702	1,691	660	728	137,922	27,839	692,165
Stores														
Food group, total	1,268	308,043	818	199,841	450	108,202	1,014	810	153	51	214	57,204	7,384	175,881
Grocery stores	1,052	283,318	680	193,723	372	89,595	485	398	65	22	196	55,067	5,911	147,922
Meat markets, fish markets	36	3,941	23	1,608	13	2,333	22	20	2	...	8	995	392	8,201
Milk dealers	18	8,889	1	(x)	17	(x)	(x)	(x)	(x)	(x)	1	460	7	258
Bakery products stores	32	1,830	19	760	13	1,070	23	22	1	...	3	226	274	6,682
Other food stores	130	10,065	95	(x)	35	(x)	(x)	(x)	(x)	(x)	6	456	800	12,818
Eating and drinking places	749	79,722	691	69,727	58	9,995	64	49	15	...	88	9,282	7,390	129,662
General stores	44	5,104	23	1,884	21	3,220	22	16	6	...	4	791	198	5,847
General merchandise group, total	404	220,868	340	91,555	64	129,313	267	138	109	20	22	2,521	530	14,313
Department stores	34	119,284	8	15,285	26	103,999	188	93	83	12	...	...	...	...
General merchandise, variety stores	370	101,584	332	76,270	38	25,314	79	45	26	8	22	2,521	530	14,313
Apparel group	806	126,125	781	114,393	25	11,732	38	36	1	1	70	8,309	1,560	48,314
Furniture, furnishings, appliance group, total	560	90,827	135	15,416	425	75,411	1,158	894	220	44	22	3,604	1,190	40,060
Furniture stores	264	45,307	33	4,806	231	40,501	657	481	146	30	12	2,705	410	15,975
Floor covering stores	28	5,610	5	(x)	23	(x)	(x)	(x)	(x)	(x)	...	...	63	2,245
Other home furnishing stores	57	8,088	35	3,645	22	4,443	51	34	16	1	1	62	294	6,277
Household appliance stores	199	31,204	59	6,404	140	24,800	366	308	45	13	8	718	330	13,236
Radio stores	12	618	3	(x)	9	(x)	(x)	(x)	(x)	(x)	1	119	93	2,327
Automotive group, total	820	315,672	443	130,862	377	184,810	788	593	113	82	111	30,850	652	26,933
Motor vehicle (new and used) dealers	464	237,146	214	76,246	250	160,900	497	321	99	77	70	23,931	98	5,423
Motor vehicle (used) dealers	188	48,672	174	45,234	14	3,438	24	17	7	...	30	5,513	211	9,055
Tire, battery, accessory dealers	128	22,363	32	5,635	96	16,728	244	233	6	5	8	1,034	223	8,134
Other automotive dealers	40	7,491	23	3,747	17	3,744	23	22	1	...	3	372	120	4,321
Gasoline service stations	438	34,376	332	21,851	106	12,525	182	145	28	9	29	1,783	3,483	98,092
Lumber, building, hardware group, total	549	151,242	95	16,463	454	134,779	1,552	517	720	315	46	8,732	873	31,061
Lumber yards	208	81,936	19	7,676	189	74,260	916	157	517	242	15	3,249	68	3,181
Building materials dealers	48	11,325	5	722	43	10,603	157	44	61	52	7	2,027	66	2,438
Paint, glass, wallpaper stores	53	6,759	18	1,493	35	5,266	76	55	19	2	2	244	151	5,068
Heating, plumbing, electrical supply stores	25	4,827	4	157	21	4,670	69	51	15	3	4	394	94	3,146
Hardware stores	164	32,159	42	5,592	122	26,567	213	144	63	6	16	2,554	463	16,086
Farm equipment dealers	51	14,236	7	823	44	13,413	121	66	45	10	2	264	31	1,142
Drug and proprietary stores	295	58,434	275	47,836	20	10,598	28	26	2	...	29	3,506	942	33,047
Liquor stores	267	25,581	239	21,369	28	4,212	35	29	6	...	30	3,481	633	26,032
Second-hand stores	22	1,060	14	498	8	562	16	6	8	2	4	313	372	5,499
Other retail stores, total	601	93,254	319	27,580	282	65,674	889	443	310	136	59	7,546	2,632	57,424
Fuel dealers, except fuel oil	51	(x)	5	(x)	46	(x)	(x)	(x)	(x)	(x)	...	...	50	(x)
Fuel oil dealers	10	(x)	...	...	10	(x)	(x)	(x)	(x)	(x)	1	(x)	23	(x)
Ice dealers	9	(x)	2	(x)	7	(x)	(x)	(x)	(x)	(x)	21	(x)	23	(x)
Hay, grain, feed stores	121	(x)	32	(x)	89	(x)	(x)	(x)	(x)	(x)	4	(x)	163	(x)
Other farm, garden supply stores	48	10,205	13	1,797	35	8,408	73	39	16	18	3	325	55	1,817
Florists	30	1,735	7	86	23	1,649	35	33	2	...	2	261	264	4,242
All other retail stores	332	36,368	260	19,681	72	16,687	128	97	27	4	28	2,530	2,054	41,782

See footnote at end of table.

Table 14D.—RETAIL TRADE—TRUCKS AND TRUCK-TRACTORS OPERATED, DECEMBER 1948, BY LARGE STORES AND MULTIUNITS—STATE, BY KIND OF BUSINESS—Continued

[See text for explanatory material]

State and kind of business	Large stores and multiunits												Small single-unit stores	
	Stores reporting data on trucks and truck-tractors										Stores not reporting data on trucks or truck-tractors			
	Total		Stores not operating trucks or truck-tractors		Stores operating trucks and truck-tractors									
							Number of trucks and truck-tractors							
								Manufacturers' rated capacity						
	Stores (Number)	Sales, entire year (Thousand dollars)	Number	Sales, entire year (Thousand dollars)	Number	Sales, entire year (Thousand dollars)	Total	Under 1½ tons	1½ tons	Over 1½ tons	Number	Sales, entire year (Thousand dollars)	Number	Sales, entire year (Thousand dollars)
GEORGIA														
Total	6,306	1,274,037	4,041	582,481	2,265	691,556	5,942	3,474	1,993	475	975	184,658	28,374	652,844
Warehouses, administrative offices, auxiliary units	...	...	...	...	...	...	70	18	27	25	...	...	...	...
Stores	6,306	1,274,037	4,041	582,481	2,265	691,556	5,872	3,456	1,966	450	975	184,658	28,374	652,844
Stores														
Food group, total	1,169	206,970	835	147,777	334	59,193	742	556	117	69	207	51,250	12,018	222,965
Grocery stores	995	188,810	725	142,823	270	45,987	403	280	71	52	197	49,013	10,925	205,117
Meat markets, fish markets	31	2,618	23	1,385	8	1,233	13	12	...	1	4	610	264	6,676
Milk dealers	24	6,504	2	(x)	22	(x)	(x)	(x)	(x)	(x)	3	1,512	14	350
Bakery products stores	16	797	9	249	7	548	14	14	...	...	...	...	115	2,731
Other food stores	103	8,241	76	(x)	27	(x)	(x)	(x)	(x)	(x)	3	115	700	8,091
Eating and drinking places	482	29,159	448	23,642	34	5,517	40	33	7	...	68	7,825	4,708	70,962
General stores	73	10,208	32	2,840	41	7,368	73	47	18	8	10	1,631	887	23,065
General merchandise group, total	537	276,606	442	90,142	95	186,464	331	208	101	22	70	7,440	683	22,911
Department stores	46	186,736	24	13,273	22	173,463	211	123	72	16	1	852	...	...
General merchandise, variety stores	491	89,870	418	76,869	73	13,001	120	85	29	6	69	6,588	683	22,911
Apparel group	544	97,498	520	79,182	24	18,316	29	25	4	...	91	13,431	931	33,223
Furniture, furnishings, appliance group, total	594	76,964	140	10,413	454	66,551	1,391	1,030	322	39	39	6,090	906	31,263
Furniture stores	299	46,338	23	1,875	276	44,463	775	584	173	18	19	2,680	482	18,174
Floor covering stores	3	790	...	...	3	790	4	3	1	...	2	597	22	951
Other home furnishing stores	23	4,199	17	(x)	6	(x)	(x)	(x)	(x)	(x)	3	249	110	1,880
Household appliance stores	266	24,744	99	4,223	167	20,521	598	431	146	21	14	2,454	256	9,579
Radio stores	3	893	1	(x)	2	(x)	(x)	(x)	(x)	(x)	1	110	36	679
Automotive group, total	888	294,660	454	120,543	434	174,117	906	565	263	78	178	55,308	694	30,543
Motor vehicle (new and used) dealers	592	236,893	260	81,000	332	155,893	654	340	240	74	115	41,009	156	9,553
Motor vehicle (used) dealers	123	34,327	115	32,444	8	1,883	23	13	10	...	40	11,498	180	7,780
Tire, battery, accessory dealers	167	21,796	76	6,330	91	15,466	224	208	12	4	17	1,828	324	11,929
Other automotive dealers	6	1,644	3	769	3	875	5	4	1	...	6	973	34	1,281
Gasoline service stations	400	28,510	296	16,234	104	12,276	168	120	41	7	40	2,624	3,708	89,161
Lumber, building, hardware group, total	535	110,539	109	13,429	426	97,110	1,236	500	612	124	67	12,141	786	33,566
Lumber yards	103	29,082	5	803	98	28,279	424	85	302	37	12	4,331	48	2,306
Building materials dealers	56	15,393	4	651	52	14,742	236	59	132	45	2	270	94	4,083
Paint, glass, wallpaper stores	36	3,742	20	(x)	16	(x)	(x)	(x)	(x)	(x)	2	240	44	1,648
Heating, plumbing, electrical supply stores	18	2,525	2	(x)	16	(x)	(x)	(x)	(x)	(x)	1	109	77	2,466
Hardware stores	172	32,513	54	7,605	118	24,908	228	131	73	24	25	3,667	421	17,504
Farm equipment dealers	150	27,284	24	2,582	126	24,702	259	151	90	18	25	3,524	102	5,559
Drug and proprietary stores	235	30,529	220	27,671	15	2,858	16	15	1	...	43	5,666	815	33,222
Liquor stores	277	24,315	265	22,519	12	1,796	13	10	2	1	48	5,628	429	16,046
Second-hand stores	30	1,467	22	1,083	8	384	12	8	3	1	6	179	222	4,108
Other retail stores, total	542	86,612	258	27,006	284	59,606	915	339	475	101	108	15,445	1,587	41,809
Fuel dealers, except fuel oil	70	(x)	4	(x)	66	(x)	(x)	(x)	(x)	(x)	5	(x)	166	(x)
Fuel oil dealers	6	(x)	...	...	6	(x)	(x)	(x)	(x)	(x)	...	...	9	(x)
Ice dealers	9	(x)	1	(x)	8	(x)	(x)	(x)	(x)	(x)	43	(x)	24	(x)
Hay, grain, feed stores	179	35,355	69	6,427	110	28,928	265	88	143	34	13	2,645	208	7,524
Other farm, garden supply stores	53	8,228	9	1,175	44	7,053	94	32	50	12	6	827	79	3,070
Florists	18	1,395	4	271	14	1,124	27	27	...	...	3	127	238	4,746
All other retail stores	207	(x)	171	(x)	36	(x)	(x)	(x)	(x)	(x)	38	(x)	863	(x)
IDAHO														
Total	1,823	371,374	1,074	194,656	749	176,718	1,609	1,047	408	154	304	46,008	5,196	164,462
Warehouses, administrative offices, auxiliary units	...	...	...	...	...	...	45	28	14	3	...	...	...	...
Stores	1,823	371,374	1,074	194,656	749	176,718	1,564	1,019	394	151	304	46,008	5,196	164,462
Stores														
Food group, total	291	66,620	165	43,950	126	22,670	241	198	36	7	64	9,241	1,082	39,437
Grocery stores	263	60,332	157	42,879	106	17,453	115	103	9	3	60	8,792	899	33,793
Meat markets, fish markets	16	2,809	8	1,071	8	1,738	12	9	3	...	2	(x)	41	(x)
Milk dealers	7	2,013	...	...	7	2,013	86	67	16	3	...	...	19	884
Bakery products stores	3	(x)	...	...	3	(x)	(x)	(x)	(x)	(x)	...	...	40	(x)
Other food stores	2	(x)	...	...	2	(x)	(x)	(x)	(x)	(x)	2	(x)	83	(x)
Eating and drinking places	113	7,706	109	7,435	4	271	4	3	1	...	44	3,493	1,577	35,997
General stores	33	7,156	17	3,904	16	3,252	20	12	5	3	2	531	55	2,423
General merchandise group, total	139	55,095	127	49,565	12	5,530	70	66	4	...	6	1,026	95	3,333
Department stores	26	31,267	23	27,232	3	4,035	12	10	2	...	...	...	...	...
General merchandise, variety stores	113	23,828	104	22,333	9	1,495	58	56	2	...	6	1,026	95	3,333
Apparel group	115	13,705	113	(x)	2	(x)	(x)	(x)	(x)	(x)	9	847	189	5,876
Furniture, furnishings, appliance group, total	118	(x)	33	(x)	85	(x)	(x)	(x)	(x)	(x)	36	1,886	189	7,780
Furniture stores	59	9,500	16	1,766	43	7,734	73	53	18	2	4	1,303	60	2,951
Floor covering stores	2	(x)	...	...	2	(x)	(x)	(x)	(x)	(x)	...	...	14	(x)
Other home furnishing stores	2	(x)	2	(x)	...	...	...	...	...	...	...	...	8	(x)
Household appliance stores	54	8,183	15	1,314	39	6,869	92	79	11	2	32	583	86	3,671
Radio stores	1	(x)	...	...	1	(x)	(x)	(x)	(x)	(x)	...	...	21	(x)

See footnotes at end of table.

Table 14D.—RETAIL TRADE—TRUCKS AND TRUCK-TRACTORS OPERATED, DECEMBER 1948, BY LARGE STORES AND MULTIUNITS—STATE, BY KIND OF BUSINESS—Continued

[See text for explanatory material]

State and kind of business	Large stores and multiunits												Small single-unit stores	
	Stores reporting data on trucks and truck-tractors										Stores not reporting data on trucks or truck-tractors			
	Total		Stores not operating trucks or truck-tractors		Stores operating trucks and truck-tractors									
							Number of trucks and truck-tractors							
								Manufacturers' rated capacity						
	Stores (Number)	Sales, entire year (Thousand dollars)	Number	Sales, entire year (Thousand dollars)	Number	Sales, entire year (Thousand dollars)	Total	Under 1½ tons	1½ tons	Over 1½ tons	Number	Sales, entire year (Thousand dollars)	Number	Sales, entire year (Thousand dollars)
IDAHO--Continued														
Stores--Continued														
Automotive group, total	292	84,361	135	32,598	157	51,763	237	144	66	27	36	13,544	189	9,143
Motor vehicle (new and used) dealers	235	72,826	99	23,929	136	48,897	198	105	66	27	30	12,768	82	4,837
Motor vehicle (used) dealers	22	5,557	22	5,557	...	...	...	...	...	...	3	546	36	1,490
Tire, battery, accessory dealers	32	5,277	11	2,411	21	2,866	39	39	...	...	3	230	50	2,086
Other automotive dealers	3	701	3	701	...	...	...	...	...	...	...	...	21	730
Gasoline service stations	88	7,951	61	4,004	27	3,947	41	15	13	13	23	1,952	898	26,165
Lumber, building, hardware group, total	338	74,923	93	14,668	245	60,255	564	329	171	64	50	9,387	263	12,226
Lumber yards	136	30,293	52	8,974	84	21,319	192	54	97	41	5	726	23	1,284
Building materials dealers	5	878	1	(x)	4	(x)	(x)	(x)	(x)	(x)	1	10	13	685
Paint, glass, wallpaper stores	7	521	4	(x)	3	(x)	(x)	(x)	(x)	(x)	...	...	18	561
Heating, plumbing, electrical supply stores	14	3,213	3	80	11	3,133	69	55	13	1	2	385	44	1,833
Hardware stores	48	8,151	16	2,099	32	6,052	50	39	9	2	12	1,860	118	5,256
Farm equipment dealers	128	31,867	17	3,241	111	28,626	237	174	46	17	30	6,406	47	2,607
Drug and proprietary stores	40	5,977	39	(x)	1	(x)	(x)	(x)	(x)	(x)	10	1,324	153	7,727
Liquor stores	110	10,617	110	10,617	...	...	...	...	...	...	2	8	2	41
Second-hand stores	6	186	3	106	3	80	6	1	2	3	...	...	67	940
Other retail stores, total	140	19,097	69	5,295	71	13,802	209	112	67	30	22	2,769	437	13,374
Fuel dealers, except fuel oil	14	1,364	1	(x)	13	(x)	(x)	(x)	(x)	(x)	1	108	39	1,899
Fuel oil dealers	2	(x)	...	...	2	(x)	(x)	(x)	(x)	(x)	2	(x)	6	(x)
Ice dealers	1	(x)	...	...	1	(x)	(x)	(x)	(x)	(x)	1	(x)	3	(x)
Hay, grain, feed stores	45	9,841	12	1,309	33	8,532	98	37	41	20	4	1,238	38	1,624
Other farm, garden supply stores	8	1,222	1	(x)	7	(x)	(x)	(x)	(x)	(x)	2	160	4	220
Florists	3	238	...	...	3	238	4	4	...	...	1	62	44	1,097
All other retail stores	67	(x)	55	(x)	12	(x)	(x)	(x)	(x)	(x)	11	(x)	303	(x)
ILLINOIS														
Total	20,234	5,747,382	13,666	3,253,325	6,568	2,494,057	19,178	9,482	5,310	4,386	3,066	679,277	80,105	2,378,598
Warehouses, administrative offices, auxiliary units	...	...	...	...	...	...	1,264	83	154	1,027	...	...	...	...
Stores	20,234	5,747,382	13,666	3,253,325	6,568	2,494,057	17,914	9,399	5,156	3,359	3,066	679,277	80,105	2,378,598
Stores														
Food group, total	4,419	951,356	3,124	650,703	1,295	300,653	4,514	3,820	486	208	1,006	286,455	21,902	679,739
Grocery stores	3,084	739,171	2,188	569,267	896	169,904	1,191	1,003	142	46	873	271,771	14,999	487,096
Meat markets, fish markets	475	66,449	326	41,421	149	25,028	174	146	19	9	53	6,453	1,513	61,537
Milk dealers	107	74,018	1	(x)	106	(x)	(x)	(x)	(x)	(x)	6	1,431	101	4,592
Bakery products stores	198	17,938	166	14,137	32	3,801	66	51	13	2	27	1,763	1,340	45,695
Other food stores	555	53,780	443	(x)	112	(x)	(x)	(x)	(x)	(x)	47	5,037	3,949	80,819
Eating and drinking places	1,832	245,622	1,772	230,647	60	14,975	99	73	21	5	354	41,613	22,437	551,146
General stores	51	8,098	20	2,702	31	5,396	46	32	13	1	8	1,015	308	11,084
General merchandise group, total	1,040	1,428,515	899	769,451	141	659,064	818	460	130	228	69	21,029	1,417	42,783
Department stores	178	1,198,255	102	567,820	76	630,435	737	403	109	225	4	6,121	...	...
General merchandise, variety stores	862	230,260	797	201,631	65	28,629	81	57	21	3	65	14,908	1,417	42,783
Apparel group	2,428	502,709	2,390	469,675	38	33,034	49	39	7	3	331	57,459	5,020	156,200
Furniture, furnishings, appliance group total	1,419	295,175	684	116,525	735	178,650	1,378	880	384	114	125	17,757	3,071	95,433
Furniture stores	613	152,186	224	52,823	389	99,363	654	291	281	82	44	6,357	723	28,810
Floor covering stores	77	20,015	25	2,834	52	17,181	103	65	34	4	14	3,284	166	6,165
Other home furnishing stores	113	18,715	90	15,020	23	3,695	33	26	7	...	11	1,244	755	14,891
Household appliance stores	533	82,789	290	32,753	243	50,036	549	465	58	26	47	5,702	1,016	35,019
Radio stores	83	21,470	55	13,095	28	8,375	39	33	4	2	9	1,170	411	10,548
Automotive group, total	2,445	1,049,683	1,271	479,002	1,174	570,681	1,842	1,220	484	138	409	135,215	1,788	69,592
Motor vehicle (new and used) dealers	1,723	886,052	748	358,361	975	527,691	1,521	952	438	131	324	116,113	462	25,965
Motor vehicle (used) dealers	345	107,775	322	100,376	23	7,399	36	18	15	3	63	15,849	448	17,821
Tire, battery, accessory dealers	316	42,428	161	14,515	155	27,913	258	231	25	2	13	1,540	708	20,588
Other automotive dealers	61	13,428	40	5,750	21	7,678	27	19	6	2	9	1,713	170	5,218
Gasoline service stations	983	121,219	701	74,548	282	46,671	519	251	169	99	123	13,364	8,058	257,922
Lumber, building, hardware group, total	2,300	511,299	475	75,605	1,825	435,694	4,986	1,761	2,205	1,020	234	40,001	3,662	137,602
Lumber yards	901	235,866	93	12,071	808	223,795	2,481	412	1,513	556	38	7,861	235	12,656
Building materials dealers	129	43,748	33	11,145	96	32,603	583	68	221	294	11	2,117	113	4,837
Paint, glass, wallpaper stores	133	13,643	79	6,596	54	7,047	72	61	9	2	18	2,039	586	16,615
Heating, plumbing, electrical supply stores	136	22,295	37	4,353	99	17,942	248	164	60	24	5	713	485	17,297
Hardware stores	365	75,604	145	28,048	220	47,556	385	299	74	12	33	4,371	1,752	59,316
Farm equipment dealers	636	120,143	88	13,392	548	106,751	1,217	757	328	132	129	22,900	491	26,881
Drug and proprietary stores	758	143,037	723	135,530	35	7,507	41	41	...	...	103	13,870	2,433	102,860
Liquor stores	532	80,988	436	63,009	96	17,979	123	104	11	8	72	9,629	1,464	68,960
Second-hand stores	53	3,929	40	2,609	13	1,320	19	8	6	5	5	499	735	8,595
Other retail stores, total	1,974	405,752	1,131	183,319	843	222,433	3,480	710	1,240	1,530	227	41,371	7,810	196,682
Fuel dealers, except fuel oil	417	127,436	40	13,174	377	114,262	2,032	217	742	1,073	34	12,090	722	26,022
Fuel oil dealers	58	22,709	5	3,269	53	19,440	420	71	114	235	8	2,951	137	5,508
Ice dealers	22	2,661	7	57	15	2,604	222	43	99	80	...	...	138	1,699
Hay, grain, feed stores	250	58,406	27	6,710	223	51,696	512	171	230	111	39	8,695	549	20,814
Other farm, garden supply stores	61	13,743	28	5,372	33	8,371	67	22	29	16	7	1,551	89	3,314
Florists	102	8,277	52	2,369	50	5,908	85	72	10	3	14	874	895	19,422
All other retail stores	1,064	172,520	972	152,368	92	20,152	142	114	16	12	125	15,210	5,280	119,903

See footnote at end of table.

Table 14D.—RETAIL TRADE—TRUCKS AND TRUCK-TRACTORS OPERATED, DECEMBER 1948, BY LARGE STORES AND MULTIUNITS—STATE, BY KIND OF BUSINESS—Continued

[See text for explanatory material]

State and kind of business	Large stores and multiunits												Small single-unit stores	
	Stores reporting data on trucks and truck-tractors										Stores not reporting data on trucks or truck-tractors			
	Total		Stores not operating trucks or truck-tractors		Stores operating trucks and truck-tractors									
							Number of trucks and truck-tractors							
								Manufacturers' rated capacity						
	Stores (Number)	Sales, entire year (Thousand dollars)	Number	Sales, entire year (Thousand dollars)	Number	Sales, entire year (Thousand dollars)	Total	Under 1½ tons	1½ tons	Over 1½ tons	Number	Sales, entire year (Thousand dollars)	Number	Sales, entire year (Thousand dollars)
INDIANA														
Total	8,374	2,089,487	4,756	909,629	3,978	1,179,858	10,925	6,082	3,998	845	1,555	369,742	34,465	1,073,108
Warehouses, administrative offices, auxiliary units	...	...	...	...	...	...	158	23	27	108	...	...	...	...
Stores	8,734	2,089,487	4,756	909,629	3,978	1,179,858	10,767	6,059	3,971	737	1,555	369,742	34,465	1,073,108
Stores														
Food group, total	1,608	335,675	1,011	206,425	597	129,250	2,042	1,707	293	42	407	141,554	9,547	304,742
Grocery stores	1,303	270,053	858	189,874	445	80,179	547	466	65	16	371	136,997	7,917	265,239
Meat markets, fish markets	72	15,985	45	9,971	27	6,014	34	30	4	...	11	1,970	218	9,184
Milk dealers	55	26,987	1	(x)	54	(x)	(x)	(x)	(x)	(x)	4	1,300	61	2,424
Bakery products stores	31	3,501	18	999	13	2,502	60	57	3	...	6	511	324	9,366
Other food stores	147	19,149	89	(x)	58	(x)	(x)	(x)	(x)	(x)	15	776	1,027	18,529
Eating and drinking places	466	40,429	437	34,914	29	5,515	46	44	2	...	184	17,108	7,373	198,034
General stores	34	5,283	11	2,156	23	3,127	30	15	12	3	2	263	327	11,193
General merchandise group, total	506	387,117	432	215,454	74	171,663	336	242	78	16	42	8,751	640	19,530
Department stores	90	275,606	48	109,372	42	166,234	301	211	74	16	4	3,518	...	...
General merchandise, variety stores	416	111,511	384	106,082	32	5,429	35	31	4	...	38	5,233	640	19,530
Apparel group	833	153,350	820	139,960	13	13,390	17	15	...	2	140	30,493	1,464	49,397
Furniture, furnishings, appliance group, total	686	115,675	190	22,049	496	93,626	991	721	222	48	90	17,111	1,568	50,882
Furniture stores	341	70,857	62	6,793	279	64,064	527	299	184	44	45	11,762	414	17,258
Floor covering stores	24	4,678	6	1,395	18	3,283	50	46	4	...	7	1,087	79	3,128
Other home furnishing stores	29	6,816	22	5,450	7	1,366	15	14	1	...	3	176	220	3,788
Household appliance stores	278	31,852	94	8,167	184	23,685	379	347	28	4	32	3,740	708	24,093
Radio stores	14	1,472	6	244	8	1,228	20	15	5	...	3	346	147	2,615
Automotive group, total	1,374	450,426	562	133,049	812	317,377	1,320	980	277	63	267	93,289	1,078	44,491
Motor vehicle (new and used) dealers	940	367,891	305	84,595	635	283,296	1,036	724	254	58	207	80,975	261	15,920
Motor vehicle (used) dealers	166	44,249	148	36,363	18	7,886	23	18	4	1	44	10,541	247	10,318
Tire, battery, accessory dealers	222	27,484	83	7,676	139	19,808	229	216	13	...	8	1,122	416	13,352
Other automotive dealers	46	10,802	26	4,415	20	6,387	32	22	6	4	8	651	154	4,901
Gasoline service stations	446	45,020	330	27,245	116	17,775	276	157	85	34	77	5,946	5,222	157,175
Lumber, building, hardware group, total	1,312	268,396	217	31,960	1,095	236,436	3,003	1,302	1,501	200	115	22,100	1,836	71,088
Lumber yards	506	115,402	16	2,563	490	112,839	1,544	406	1,034	104	22	4,677	141	6,827
Building materials dealers	73	17,803	9	1,402	64	16,401	282	98	147	37	8	1,990	96	4,375
Paint, glass, wallpaper stores	64	5,119	55	3,708	9	1,411	16	15	1	...	4	645	201	5,406
Heating, plumbing, electrical supply stores	85	11,843	17	1,247	68	10,596	179	143	35	1	10	2,256	319	10,027
Hardware stores	226	50,905	70	15,819	156	35,086	269	198	67	4	20	3,558	792	28,949
Farm equipment dealers	358	67,324	50	7,221	308	60,103	713	442	217	54	51	8,974	287	15,504
Drug and proprietary stores	329	56,608	317	54,098	12	2,510	13	12	1	...	87	10,685	1,042	47,059
Liquor stores	60	3,877	56	3,052	4	825	5	5	...	...	15	1,321	687	20,630
Second-hand stores	30	1,549	21	673	9	876	17	4	9	4	4	300	369	3,641
Other retail stores, total	1,050	226,082	352	38,594	698	187,488	2,671	855	1,491	325	125	20,821	3,312	95,246
Fuel dealers, except fuel oil	225	36,195	10	856	215	35,339	1,248	319	788	141	23	3,099	526	23,568
Fuel oil dealers	11	4,006	1	(x)	10	(x)	(x)	(x)	(x)	(x)	1	319	11	368
Ice dealers	8	1,374	...	...	8	1,374	96	30	65	1	3	419	86	1,360
Hay, grain, feed stores	410	123,943	46	4,963	364	118,980	1,036	346	547	143	18	4,095	316	13,175
Other farm, garden supply stores	36	11,854	7	1,278	29	10,576	119	44	56	19	5	547	58	1,864
Florists	11	1,246	1	(x)	10	(x)	(x)	(x)	(x)	(x)	...	...	298	7,022
All other retail stores	349	47,464	287	(x)	62	(x)	(x)	(x)	(x)	(x)	75	12,342	2,017	47,889
IOWA														
Total	7,249	1,502,003	3,633	621,590	3,616	880,413	7,947	4,262	2,704	981	1,449	270,169	25,027	784,052
Warehouses, administrative offices, auxiliary units	...	...	...	...	...	...	32	14	2	16	...	...	...	...
Stores	7,249	1,502,003	3,633	621,590	3,616	880,413	7,915	4,248	2,702	965	1,449	270,169	25,027	784,052
Stores														
Food group, total	1,233	242,206	778	143,886	455	98,320	1,203	966	194	43	260	49,201	5,085	183,449
Grocery stores	1,072	214,957	692	138,278	380	76,679	542	456	63	23	214	45,685	4,079	155,988
Meat markets, fish markets	34	5,542	22	3,174	12	2,368	15	12	2	1	12	1,088	192	6,356
Milk dealers	36	12,067	3	190	33	11,877	377	242	120	15	5	729	61	2,558
Bakery products stores	17	1,748	13	500	4	1,248	26	26	...	...	3	166	268	7,415
Other food stores	74	7,892	48	1,744	26	6,148	243	230	9	4	26	1,533	485	11,132
Eating and drinking places	303	19,666	288	18,595	15	1,071	25	17	7	1	65	4,235	6,022	141,694
General stores	44	7,417	18	2,813	26	4,604	30	28	2	...	9	1,056	158	6,233
General merchandise group, total	459	224,498	380	135,181	49	89,317	108	78	18	12	24	2,685	606	20,392
Department stores	65	141,655	40	58,131	25	83,524	76	55	11	10	...	...	...	...
General merchandise, variety stores	394	82,843	340	77,050	24	5,793	32	23	7	2	24	2,685	606	20,392
Apparel group	510	85,857	497	81,370	13	4,487	16	15	...	1	93	13,566	1,078	38,004
Furniture, furnishings, appliance group, total	480	64,964	150	11,780	330	58,183	622	511	100	34	74	6,556	1,230	38,993
Furniture stores	210	42,577	38	4,098	172	38,479	351	236	86	29	27	2,786	342	14,418
Floor covering stores	17	2,494	3	301	14	2,193	30	24	5	1	...	...	39	1,142
Other home furnishing stores	13	2,561	10	2,241	3	320	4	4	...	...	...	...	103	1,789
Household appliance stores	229	21,111	94	4,612	135	16,499	250	237	9	4	47	3,770	579	19,263
Radio stores	11	1,220	5	528	6	692	10	10	...	...	...	...	167	2,381

See footnote at end of table.

Table 14D.—RETAIL TRADE—TRUCKS AND TRUCK-TRACTORS OPERATED, DECEMBER 1948, BY LARGE STORES AND MULTIUNITS—STATE, BY KIND OF BUSINESS—Continued

[See text for explanatory material]

State and kind of business	Large stores and multiunits												Small single-unit stores	
	Stores reporting data on trucks and truck-tractors										Stores not reporting data on trucks or truck-tractors			
	Total		Stores not operating trucks or truck-tractors		Stores operating trucks and truck-tractors									
							Number of trucks and truck-tractors							
								Manufacturers' rated capacity						
	Stores (Number)	Sales, entire year (Thousand dollars)	Number	Sales, entire year (Thousand dollars)	Number	Sales, entire year (Thousand dollars)	Total	Under 1½ tons	1½ tons	Over 1½ tons	Number	Sales, entire year (Thousand dollars)	Number	Sales, entire year (Thousand dollars)
IOWA--Continued														
Stores--Continued														
Automotive group, total	1,056	306,297	390	93,984	666	212,313	1,074	680	297	97	276	81,939	943	36,768
Motor vehicle (new and used) dealers	823	261,328	278	69,993	545	191,335	869	502	275	92	226	71,395	329	18,574
Motor vehicle (used) dealers	90	25,453	65	17,612	25	7,841	34	19	13	2	32	8,504	109	4,853
Tire, battery, accessory dealers	123	15,349	34	3,684	89	11,665	160	148	9	3	13	1,570	448	11,306
Other automotive dealers	20	4,167	13	2,695	7	1,472	11	11	...	...	5	470	57	2,035
Gasoline service stations	386	36,145	221	13,901	165	22,244	322	113	161	48	88	6,483	4,083	110,394
Lumber, building, hardware group, total	1,901	323,622	466	54,872	1,435	268,750	3,147	1,394	1,308	445	236	39,160	2,459	102,109
Lumber yards	850	142,260	231	24,448	619	117,812	1,359	273	859	227	46	8,227	143	7,952
Building materials dealers	37	9,520	6	1,075	31	8,445	204	17	72	115	3	556	44	1,988
Paint, glass, wallpaper stores	42	4,696	24	2,053	18	2,643	20	18	2	...	4	703	144	3,891
Heating, plumbing, electrical supply stores	67	10,304	6	469	61	9,835	209	174	26	9	14	1,670	532	17,841
Hardware stores	225	38,449	90	11,417	135	27,032	236	204	23	9	29	3,462	1,033	39,465
Farm equipment dealers	680	118,393	109	15,410	571	102,983	1,119	708	326	85	140	24,542	563	30,972
Drug and proprietary stores	136	24,487	130	21,818	6	2,669	6	6	...	...	44	5,912	912	35,641
Liquor stores	9	1,867	8	(x)	1	(x)	(x)	(x)	(x)	(x)	170	38,249	9	305
Second-hand stores	8	1,047	5	(x)	3	(x)	(x)	(x)	(x)	(x)	1	1	233	3,054
Other retail stores, total	754	158,931	302	41,504	452	117,427	1,332	438	610	284	109	21,126	2,209	67,016
Fuel dealers, except fuel oil	82	12,763	8	747	74	12,016	422	132	210	80	9	2,838	248	10,088
Fuel oil dealers	15	5,328	1	(x)	14	(x)	(x)	(x)	(x)	(x)	1	422	19	446
Ice dealers	12	465	2	(x)	10	(x)	(x)	(x)	(x)	(x)	1	44	48	532
Hay, grain, feed stores	327	92,926	47	14,535	280	78,391	598	186	282	130	51	12,513	436	17,671
Other farm, garden supply stores	69	19,542	36	5,451	33	14,091	75	31	19	25	7	1,257	81	2,547
Florists	16	1,628	3	229	13	1,399	26	23	2	1	2	176	103	3,170
All other retail stores	233	26,279	205	20,358	28	5,921	35	25	9	1	38	3,876	1,274	32,562
KANSAS														
Total	5,375	1,041,166	3,054	482,707	2,321	558,459	4,465	2,595	1,343	527	437	86,042	19,785	562,188
Warehouses, administrative offices, auxiliary units	...	...	...	...	...	...	75	23	5	47	...	...	...	...
Stores	5,375	1,041,166	3,054	482,707	2,321	558,459	4,390	2,572	1,338	480	437	86,042	19,785	562,188
Stores														
Food group, total	956	198,704	681	148,128	275	50,576	481	419	55	7	102	21,565	3,968	133,225
Grocery stores	867	190,079	626	146,206	241	43,873	294	250	38	6	91	20,451	3,384	120,324
Meat markets, fish markets	7	780	3	97	4	683	6	5	1	...	2	371	50	1,857
Milk dealers	11	2,784	1	(x)	10	(x)	(x)	(x)	(x)	(x)	2	309	28	1,171
Bakery products stores	6	451	2	(x)	4	(x)	(x)	(x)	(x)	(x)	3	164	166	3,650
Other food stores	65	4,610	49	1,530	16	3,080	106	99	6	1	4	270	340	6,223
Eating and drinking places	207	13,187	190	11,413	17	1,774	21	18	3	...	24	1,138	4,600	83,382
General stores	16	2,229	8	1,071	8	1,158	13	8	3	2	1	145	136	4,477
General merchandise group, total	375	135,907	338	79,623	37	56,284	90	62	14	14	18	2,281	396	11,002
Department stores	45	69,102	20	15,868	25	53,234	77	50	13	14	1	650	...	...
General merchandise, variety stores	330	66,805	318	63,755	12	3,050	13	12	1	...	17	1,631	396	11,002
Apparel group	383	55,808	373	49,862	10	5,946	10	9	1	...	36	6,034	776	26,362
Furniture, furnishings, appliance group, total	418	54,651	162	12,952	256	41,699	563	421	118	24	23	3,386	1,011	33,570
Furniture stores	147	25,943	41	5,368	106	20,575	192	131	59	2	10	1,714	329	12,583
Floor covering stores	9	1,699	1	(x)	8	(x)	(x)	(x)	(x)	(x)	...	...	27	713
Other home furnishing stores	8	(x)	6	(x)	2	(x)	(x)	(x)	(x)	(x)	...	...	75	(x)
Household appliance stores	253	25,919	113	6,795	140	19,124	335	257	58	20	13	1,672	516	18,237
Radio stores	1	(x)	1	(x)	...	...	...	...	...	...	...	...	64	(x)
Automotive group, total	963	280,229	402	86,551	561	193,678	847	563	222	62	93	29,247	1,053	39,394
Motor vehicle (new and used) dealers	750	243,706	292	69,419	458	174,287	674	414	206	54	72	25,627	245	14,742
Motor vehicle (used) dealers	62	14,808	52	9,534	10	5,274	13	9	3	1	10	1,940	235	8,684
Tire, battery, accessory dealers	135	16,772	47	5,242	88	11,530	149	135	12	2	8	1,398	491	13,968
Other automotive dealers	16	4,943	11	2,356	5	2,587	11	5	1	5	3	282	82	2,000
Gasoline service stations	342	29,431	183	11,579	159	17,852	271	103	130	38	34	3,715	3,316	87,980
Lumber, building, hardware group, total	1,181	194,108	377	42,509	804	151,599	1,506	703	609	194	70	14,530	1,719	65,384
Lumber yards	487	72,714	171	14,644	316	58,070	599	113	381	105	26	6,395	159	7,660
Building materials dealers	43	7,862	14	1,503	29	6,359	85	26	43	16	1	112	90	3,174
Paint, glass, wallpaper stores	36	4,431	14	814	22	3,617	33	24	8	1	2	125	146	3,263
Heating, plumbing, electrical supply stores	35	6,201	4	400	31	5,801	109	90	15	4	3	385	306	10,064
Hardware stores	110	17,304	50	5,376	60	11,928	98	76	12	10	7	1,177	613	19,331
Farm equipment dealers	470	85,596	124	19,772	346	65,824	582	374	150	58	31	6,336	405	21,892
Drug and proprietary stores	161	22,297	152	20,854	9	1,443	9	9	...	...	7	891	824	32,038
Liquor stores	...	...	...	...	...	...	...	...	...	...	...	...	...	...
Second-hand stores	19	1,021	11	397	8	624	12	3	7	2	1	5	289	2,786
Other retail stores, total	354	53,594	177	17,768	177	35,826	567	254	176	137	28	3,105	1,697	42,588
Fuel dealers, except fuel oil	36	4,474	1	(x)	35	(x)	(x)	(x)	(x)	(x)	2	217	105	3,352
Fuel oil dealers	5	670	1	(x)	4	(x)	(x)	(x)	(x)	(x)	1	100	7	209
Ice dealers	11	904	3	24	8	880	95	51	41	3	...	...	58	563
Hay, grain, feed stores	134	27,217	41	4,711	93	22,506	204	75	74	55	11	1,378	243	9,484
Other farm, garden supply stores	7	1,106	4	544	3	562	7	2	3	2	2	263	59	1,184
Florists	9	599	4	24	5	575	11	11	...	...	...	...	135	3,141
All other retail stores	152	18,624	123	(x)	29	(x)	(x)	(x)	(x)	(x)	12	1,147	1,090	24,655

See footnote at end of table.

Table 14D.—RETAIL TRADE—TRUCKS AND TRUCK-TRACTORS OPERATED, DECEMBER 1948, BY LARGE STORES AND MULTIUNITS—STATE, BY KIND OF BUSINESS—Continued

[See text for explanatory material]

State and kind of business	Large stores and multiunits												Small single-unit stores	
	Stores reporting data on trucks and truck-tractors										Stores not reporting data on trucks or truck-tractors			
	Total		Stores not operating trucks or truck-tractors		Stores operating trucks and truck-tractors									
							Number of trucks and truck-tractors							
								Manufacturers' rated capacity						
	Stores (Number)	Sales, entire year (Thousand dollars)	Number	Sales, entire year (Thousand dollars)	Number	Sales, entire year (Thousand dollars)	Total	Under 1½ tons	1½ tons	Over 1½ tons	Number	Sales, entire year (Thousand dollars)	Number	Sales, entire year (Thousand dollars)
KENTUCKY														
Total	4,298	922,180	2,480	439,873	1,818	482,307	4,359	2,517	1,484	358	778	168,150	24,814	591,757
Warehouses, administrative offices, auxiliary units	...	...	...	...	...	...	64	13	11	40	...	...	...	...
Stores	4,298	922,180	2,480	439,873	1,813	482,307	4,295	2,504	1,473	318	778	168,150	24,814	591,757
Stores														
Food group, total	808	155,601	489	94,291	319	61,310	784	633	140	11	196	60,336	10,806	201,532
Grocery stores	681	132,366	428	91,508	253	40,858	328	273	51	4	170	54,995	10,161	187,186
Meat markets, fish markets	33	4,466	22	1,719	11	2,747	18	16	2	...	11	1,882	84	2,872
Milk dealers	28	12,122	...	...	28	12,122	312	240	70	2	3	1,844	27	1,410
Bakery products stores	15	1,193	6	102	9	1,091	10	9	1	...	2	165	128	3,626
Other food stores	51	5,454	33	962	18	4,492	116	95	16	5	10	1,450	406	6,438
Eating and drinking places	246	22,181	226	19,226	20	2,955	27	25	1	1	69	7,391	4,091	84,426
General stores	117	20,095	46	4,657	71	15,438	92	57	31	4	8	1,542	1,250	27,875
General merchandise group, total	407	159,198	332	87,443	75	71,755	129	82	41	6	60	8,999	684	20,377
Department stores	34	79,868	19	21,546	15	58,322	54	27	23	4	1	1,438	...	...
General merchandise, variety stores	373	79,330	313	65,897	60	13,433	75	55	18	2	59	7,561	684	20,377
Apparel group	381	75,919	372	74,772	9	1,147	9	8	1	...	67	11,043	849	30,284
Furniture, furnishings, appliance group, total	307	51,637	70	5,917	237	45,720	472	345	112	15	27	3,817	839	29,743
Furniture stores	155	33,213	20	1,563	135	31,650	264	171	85	8	11	1,870	353	13,901
Floor covering stores	7	(x)	1	(x)	6	(x)	(x)	(x)	(x)	(x)	...	...	26	(x)
Other home furnishing stores	10	1,563	7	1,310	3	253	5	5	...	...	...	...	126	2,334
Household appliance stores	131	14,793	40	2,966	91	11,827	178	146	25	7	14	1,741	302	11,894
Radio stores	4	(x)	2	(x)	2	(x)	(x)	(x)	(x)	(x)	2	(x)	32	(x)
Automotive group, total	665	218,412	290	76,903	375	141,509	664	447	170	47	138	42,451	494	20,545
Motor vehicle (new and used) dealers	508	187,584	203	59,678	305	127,906	507	322	140	45	122	39,232	149	8,844
Motor vehicle (used) dealers	54	(x)	47	(x)	7	(x)	(x)	(x)	(x)	(x)	9	(x)	90	(x)
Tire, battery, accessory dealers	96	12,860	35	(x)	61	(x)	(x)	(x)	(x)	(x)	5	321	226	7,483
Other automotive dealers	7	(x)	5	(x)	2	(x)	(x)	(x)	(x)	(x)	2	(x)	29	(x)
Gasoline service stations	172	14,628	118	7,899	54	6,729	68	58	4	6	23	1,473	2,451	63,104
Lumber, building, hardware group, total	543	108,636	100	15,186	443	93,450	1,233	478	608	147	66	9,766	851	34,054
Lumber yards	170	41,995	13	3,933	157	38,062	535	123	336	76	19	2,621	72	3,564
Building materials dealers	40	11,732	3	770	37	10,962	199	49	108	42	4	1,410	58	2,272
Paint, glass, wallpaper stores	36	3,000	21	1,196	15	1,804	21	17	4	...	3	147	84	2,352
Heating, plumbing, electrical supply stores	23	3,179	5	509	18	2,670	54	39	15	...	4	567	118	4,248
Hardware stores	140	24,985	29	4,104	111	20,881	199	139	50	10	23	2,834	431	17,013
Farm equipment dealers	134	23,745	29	4,674	105	19,071	225	111	95	19	13	2,187	88	4,605
Drug and proprietary stores	151	24,041	141	21,952	10	2,089	15	15	...	...	47	8,196	596	26,277
Liquor stores	125	16,309	124	(x)	1	(x)	(x)	(x)	(x)	(x)	30	3,556	371	16,580
Second-hand stores	27	1,595	17	(x)	10	(x)	(x)	(x)	(x)	(x)	8	356	261	3,127
Other retail stores, total	349	53,928	155	15,171	194	38,757	771	350	344	77	39	9,224	1,271	33,833
Fuel dealers, except fuel oil	53	8,579	3	491	50	8,088	374	153	181	40	8	2,384	175	5,813
Fuel oil dealers	1	(x)	...	...	1	(x)	(x)	(x)	(x)	(x)	...	...	6	(x)
Ice dealers	10	(x)	3	(x)	7	(x)	(x)	(x)	(x)	(x)	1	(x)	47	(x)
Hay, grain, feed stores	123	23,111	23	2,303	100	20,808	248	103	117	28	7	3,168	189	6,721
Other farm, garden supply stores	26	5,050	6	498	20	4,552	36	16	16	4	...	...	39	1,497
Florists	6	286	3	(x)	3	(x)	(x)	(x)	(x)	(x)	2	87	150	3,917
All other retail stores	130	15,882	117	11,708	13	4,174	29	25	3	1	21	3,254	665	15,333
LOUISIANA														
Total	4,357	946,716	2,546	401,930	1,811	544,786	4,722	2,522	1,351	849	1,032	189,428	24,290	545,190
Warehouses, administrative offices, auxiliary units	...	...	...	...	...	...	71	11	16	44	...	...	...	...
Stores	4,357	946,716	2,546	401,930	1,811	544,786	4,651	2,511	1,335	805	1,032	189,428	24,290	545,190
Stores														
Food group, total	783	119,335	475	57,683	308	61,652	648	542	66	40	278	53,878	10,522	195,333
Grocery stores	677	106,235	403	54,919	274	51,316	379	320	44	15	226	48,934	9,295	174,058
Meat markets, fish markets	38	3,427	24	1,200	14	2,227	27	20	2	5	23	2,236	406	9,312
Milk dealers	4	3,937	...	...	4	3,937	100	64	17	19	1	191	4	194
Bakery products stores	13	977	9	485	4	492	8	8	...	...	9	498	136	3,792
Other food stores	51	4,759	39	1,079	12	3,680	134	130	3	1	19	2,019	681	7,977
Eating and drinking places	456	32,325	427	27,193	29	5,132	35	29	3	3	161	14,273	5,552	94,303
General stores	116	18,697	39	4,396	77	14,301	117	80	30	7	15	2,075	718	21,131
General merchandise group, total	359	193,666	274	100,475	85	93,191	248	163	55	30	56	6,568	542	15,091
Department stores	32	116,842	11	44,065	21	72,777	152	101	25	26	1	442	...	...
General merchandise, variety stores	327	76,824	263	56,410	64	20,414	96	62	30	4	55	6,126	542	15,091
Apparel group	400	84,522	384	73,765	16	10,757	16	14	2	...	80	21,592	741	24,056
Furniture, furnishings, appliance group, total	387	63,854	107	9,395	280	54,459	700	482	190	28	45	7,219	662	23,020
Furniture stores	224	42,977	29	1,864	195	41,113	483	318	148	17	27	4,044	243	9,776
Floor covering stores	5	469	1	(x)	4	(x)	(x)	(x)	(x)	(x)	1	134	22	733
Other home furnishing stores	22	2,580	18	1,631	4	949	7	6	1	...	3	447	103	2,069
Household appliance stores	133	17,635	57	5,733	76	11,902	199	151	37	11	13	2,512	246	9,575
Radio stores	3	193	2	(x)	1	(x)	(x)	(x)	(x)	(x)	1	82	48	867

See footnote at end of table.

Table 14D.—RETAIL TRADE—TRUCKS AND TRUCK-TRACTORS OPERATED, DECEMBER 1948, BY LARGE STORES AND MULTIUNITS—STATE, BY KIND OF BUSINESS—Continued

[See text for explanatory material]

State and kind of business	Large stores and multiunits												Small single-unit stores	
	Stores reporting data on trucks and truck-tractors										Stores not reporting data on trucks or truck-tractors			
	Total		Stores not operating trucks or truck-tractors		Stores operating trucks and truck-tractors									
							Number of trucks and truck-tractors							
								Manufacturers' rated capacity						
	Stores (Number)	Sales, entire year (Thousand dollars)	Number	Sales, entire year (Thousand dollars)	Number	Sales, entire year (Thousand dollars)	Total	Under 1½ tons	1½ tons	Over 1½ tons	Number	Sales, entire year (Thousand dollars)	Number	Sales, entire year (Thousand dollars)
LOUISIANA--Continued														
Stores--Continued														
Automotive group, total	513	206,554	212	69,539	301	137,015	552	374	141	37	133	49,034	490	21,246
Motor vehicle (new and used) dealers	361	165,462	117	42,366	244	123,096	446	285	126	35	85	36,606	115	6,601
Motor vehicle (used) dealers	70	(x)	61	(x)	9	(x)	(x)	(x)	(x)	(x)	37	(x)	129	(x)
Tire, battery, accessory dealers	70	11,994	26	3,977	44	8,017	91	78	12	1	6	745	205	7,146
Other automotive dealers	12	(x)	8	(x)	4	(x)	(x)	(x)	(x)	(x)	5	(x)	41	(x)
Gasoline service stations	231	19,298	151	9,969	80	9,329	149	119	17	13	45	4,219	2,044	55,970
Lumber, building, hardware group, total	446	109,072	43	5,889	403	103,183	1,384	436	527	421	69	13,394	665	25,864
Lumber yards	207	51,003	8	1,900	199	49,103	708	113	387	208	25	7,401	94	4,606
Building materials dealers	34	17,923	...	...	34	17,923	277	47	41	189	5	597	63	2,715
Paint, glass, wallpaper stores	19	3,180	8	1,312	11	1,868	23	17	5	1	2	470	41	1,502
Heating, plumbing, electrical supply stores	10	1,549	...	...	10	1,549	38	29	6	3	4	419	84	2,957
Hardware stores	93	16,076	20	1,163	73	14,913	141	103	35	3	18	1,927	349	12,420
Farm equipment dealers	83	19,341	7	1,514	76	17,827	197	127	53	17	15	2,580	34	1,664
Drug and proprietary stores	154	26,141	122	18,166	32	7,975	36	35	1	...	45	5,403	693	27,634
Liquor stores	146	9,447	132	7,865	14	1,582	27	16	5	6	37	2,485	449	12,921
Second-hand stores	21	1,937	10	475	11	1,462	34	6	17	11	3	674	115	1,597
Other retail stores, total	345	61,868	170	17,120	175	44,748	705	215	281	209	65	8,614	1,097	27,024
Fuel dealers, except fuel oil	42	9,671	1	(x)	41	(x)	(x)	(x)	(x)	(x)	3	809	20	767
Fuel oil dealers	11	2,315	...	...	11	2,315	75	13	63	3	...	...	10	447
Ice dealers	8	(x)	2	(x)	6	(x)	(x)	(x)	(x)	(x)	...	...	38	(x)
Hay, grain, feed stores	59	12,691	6	843	53	11,848	116	42	55	19	4	371	115	4,898
Other farm, garden supply stores	26	6,212	7	821	19	5,391	36	16	13	7	5	701	30	1,078
Florists	10	1,237	2	(x)	8	(x)	(x)	(x)	(x)	(x)	4	200	182	3,529
All other retail stores	189	(x)	152	(x)	37	(x)	(x)	(x)	(x)	(x)	49	(x)	702	(x)
MAINE														
Total	1,885	385,630	1,027	171,174	858	214,456	2,353	1,158	694	501	452	100,182	9,506	269,839
Warehouses, administrative offices, auxiliary units	...	...	...	...	...	...	26	...	...	26	...	...	...	...
Stores	1,885	385,630	1,027	171,174	858	214,456	2,327	1,158	694	475	452	100,182	9,506	269,839
Stores														
Food group, total	386	61,965	192	23,267	194	38,698	478	338	102	38	250	58,348	3,243	101,843
Grocery stores	310	47,342	154	21,521	156	25,821	187	165	17	5	245	57,153	2,830	90,581
Meat markets, fish markets	12	1,240	3	34	9	1,206	16	15	1	...	2	261	113	3,763
Milk dealers	24	10,590	...	...	24	10,590	239	122	84	33	2	804	40	1,850
Bakery products stores	12	824	11	(x)	1	(x)	(x)	(x)	(x)	(x)	...	...	88	2,317
Other food stores	28	1,969	24	(x)	4	(x)	(x)	(x)	(x)	(x)	1	130	172	3,332
Eating and drinking places	83	6,296	79	5,822	4	474	5	4	1	...	12	1,058	1,490	27,693
General stores	13	(x)	4	(x)	9	(x)	(x)	(x)	(x)	(x)	4	(x)	180	(x)
General merchandise group, total	151	56,644	138	39,487	13	17,157	23	16	5	2	8	2,050	206	5,244
Department stores	18	28,615	13	13,012	5	15,603	13	10	2	1	...	...	...	...
General merchandise, variety stores	133	28,029	125	26,475	8	1,554	10	6	3	1	8	2,050	206	5,244
Apparel group	192	28,889	182	23,012	10	5,877	12	11	1	...	33	4,578	606	18,549
Furniture, furnishings, appliance group, total	165	21,807	57	6,061	108	15,746	252	199	37	16	8	1,504	392	10,722
Furniture stores	58	10,320	7	1,551	51	8,769	101	64	28	9	3	454	88	3,648
Floor covering stores	4	392	2	(x)	2	(x)	(x)	(x)	(x)	(x)	...	...	26	766
Other home furnishing stores	6	720	6	720	...	...	...	...	...	...	2	670	115	1,039
Household appliance stores	94	10,087	41	3,646	53	6,441	139	124	8	7	3	380	129	4,695
Radio stores	3	288	1	(x)	2	(x)	(x)	(x)	(x)	(x)	...	...	34	574
Automotive group, total	266	79,950	111	33,408	155	46,542	348	226	91	31	67	20,462	288	11,698
Motor vehicle (new and used) dealers	218	69,677	84	27,106	134	42,571	308	201	77	30	50	15,367	69	4,002
Motor vehicle (used) dealers	22	6,268	19	5,803	3	465	5	...	5	...	12	4,571	83	3,355
Tire, battery, accessory dealers	23	3,402	8	499	15	2,903	32	23	9	...	3	218	119	3,776
Other automotive dealers	3	603	...	...	3	603	3	2	...	1	2	306	17	565
Gasoline service stations, total	66	5,808	36	1,928	30	3,880	70	17	29	24	9	575	1,350	34,911
Lumber, building, hardware group	164	39,966	30	4,259	134	35,707	387	150	142	95	22	4,815	334	13,082
Lumber yards	51	14,503	3	274	48	14,229	177	29	87	61	4	744	42	1,171
Building materials dealers	16	3,975	3	529	13	3,446	51	16	24	11	1	135	29	1,233
Paint, glass, wallpaper stores	7	598	6	(x)	1	(x)	(x)	(x)	(x)	(x)	...	...	37	920
Heating, plumbing, electrical supply stores	13	2,918	1	(x)	12	(x)	(x)	(x)	(x)	(x)	...	...	45	1,759
Hardware stores	40	7,631	10	(x)	30	(x)	(x)	(x)	(x)	(x)	12	1,788	148	6,216
Farm equipment dealers	37	10,341	7	959	30	9,382	82	44	21	17	5	2,148	33	1,783
Drug and proprietary stores	57	5,447	50	4,514	7	933	7	6	1	...	7	548	309	13,402
Liquor stores	47	18,772	47	18,772	...	...	...	...	...	...	1	34	107	2,711
Second-hand stores	2	(x)	1	(x)	1	(x)	(x)	(x)	(x)	(x)	...	...	85	(x)
Other retail stores, total	293	58,042	100	9,898	193	48,144	730	179	282	269	31	5,679	916	22,863
Fuel dealers, except fuel oil	30	7,876	1	(x)	29	(x)	(x)	(x)	(x)	(x)	7	1,757	81	2,755
Fuel oil dealers	53	12,706	...	...	53	12,706	332	56	131	145	4	1,199	72	3,446
Ice dealers	...	...	...	...	...	...	...	...	...	...	...	...	42	420
Hay, grain, feed stores	109	28,503	11	3,170	98	25,333	215	73	93	49	2	405	61	2,976
Other farm, garden supply stores	2	(x)	1	(x)	1	(x)	(x)	(x)	(x)	(x)	5	(x)	8	(x)
Florists	...	...	...	...	...	...	...	...	...	...	1	7	49	1,047
All other retail stores	99	(x)	87	(x)	12	(x)	(x)	(x)	(x)	(x)	12	(x)	603	(x)

See footnote at end of table.

Table 14D.—RETAIL TRADE—TRUCKS AND TRUCK-TRACTORS OPERATED, DECEMBER 1948, BY LARGE STORES AND MULTIUNITS—STATE, BY KIND OF BUSINESS—Continued

[See text for explanatory material]

State and kind of business	Large stores and multiunits											Small single-unit stores	
	Stores reporting data on trucks and truck-tractors									Stores not reporting data on trucks or truck-tractors			
	Total		Stores not operating trucks or truck-tractors		Stores operating trucks and truck-tractors								
							Number of trucks and truck-tractors						
								Manufacturers' rated capacity					
	Stores (Number)	Sales, entire year (Thousand dollars)	Number	Sales, entire year (Thousand dollars)	Number	Sales, entire year (Thousand dollars)	Total	Under 1½ tons	1½ tons	Over 1½ tons	Number	Sales, entire year (Thousand dollars)	Number	Sales, entire year (Thousand dollars)
MARYLAND														
Total	4,534	1,188,993	2,843	512,989	1,691	676,004	5,917	2,789	1,970	1,158	655	170,321	19,848	555,375
Warehouses, administrative offices, auxiliary units	...	...	...	...	...	...	64	14	8	42	...	...	...	...
Stores	4,534	1,188,993	2,843	512,989	1,691	676,004	5,853	2,775	1,962	1,116	655	170,321	19,848	555,375
Stores														
Food group, total	1,107	236,713	703	129,819	404	106,894	2,071	1,146	749	176	216	72,033	7,631	197,387
Grocery stores	662	164,429	389	115,667	273	48,762	429	360	41	28	175	68,910	4,995	148,137
Meat markets, fish markets	83	10,808	42	4,994	41	5,874	70	63	6	1	6	1,175	390	11,580
Milk dealers	30	40,914	4	328	26	40,586	1,237	424	682	131	...	...	15	561
Bakery products stores	78	2,423	67	1,910	11	513	14	13	1	...	11	567	294	7,146
Other food stores	254	18,079	201	6,920	53	11,159	321	286	19	16	24	1,381	1,937	29,465
Eating and drinking places	459	51,776	420	45,214	39	6,562	56	52	3	1	69	7,180	4,697	119,013
General stores	24	3,710	3	373	21	3,337	33	16	13	4	2	378	120	4,187
General merchandise group, total	207	263,966	156	79,490	51	184,476	213	138	49	26	11	5,361	395	11,723
Department stores	33	219,663	9	40,727	24	178,936	182	113	45	24	2	3,899	...	...
General merchandise, variety stores	174	44,303	147	38,763	27	5,540	31	25	4	2	9	1,462	395	11,723
Apparel group	522	78,363	492	70,734	30	7,629	43	34	9	...	61	8,917	1,056	33,512
Furniture, furnishings, appliance group, total	307	64,768	105	17,877	202	46,891	459	300	134	25	41	6,652	675	19,286
Furniture stores	132	35,614	26	4,401	106	31,214	246	122	110	14	18	3,340	134	5,287
Floor covering stores	13	2,621	7	1,315	6	1,306	22	12	7	3	...	...	39	1,300
Other home furnishing stores	20	3,984	13	2,741	7	1,243	11	9	1	1	6	1,247	223	3,449
Household appliance stores	127	19,017	52	7,864	75	11,153	155	136	12	7	17	2,065	176	6,436
Radio stores	15	3,531	7	1,556	8	1,975	25	21	4	...	...	...	103	2,814
Automotive group, total	500	204,333	225	70,886	275	133,447	538	363	125	50	94	43,436	334	13,852
Motor vehicle (new and used) dealers	337	175,949	110	50,452	227	125,497	461	305	109	47	77	38,593	71	4,378
Motor vehicle (used) dealers	74	16,212	67	15,051	7	1,161	11	4	6	1	10	3,736	127	5,039
Tire, battery, accessory dealers	73	9,596	42	4,797	31	4,799	56	45	9	2	3	304	108	3,576
Other automotive dealers	16	2,576	6	586	10	1,990	10	9	1	...	4	803	28	859
Gasoline service stations	235	21,044	178	14,075	57	6,969	87	56	21	10	29	2,808	1,812	57,623
Lumber, building, hardware group, total	302	82,438	54	8,276	248	74,163	904	302	347	255	29	6,483	618	20,565
Lumber yards	109	40,923	5	694	104	40,229	424	73	199	152	6	2,364	30	1,454
Building materials dealers	26	11,325	6	933	20	10,392	143	27	50	66	4	1,270	23	931
Paint, glass, wallpaper stores	14	1,062	8	(x)	6	(x)	(x)	(x)	(x)	(x)	...	...	77	1,443
Heating, plumbing, electrical supply stores	21	4,384	1	(x)	20	(x)	(x)	(x)	(x)	(x)	3	297	41	1,482
Hardware stores	75	13,443	23	4,505	52	8,938	87	55	31	1	6	977	399	12,997
Farm equipment dealers	57	11,301	11	1,497	46	9,804	116	60	34	22	10	1,575	48	2,258
Drug and proprietary stores	210	35,737	186	32,155	24	3,582	26	26	...	...	31	3,745	514	24,012
Liquor stores	103	17,771	82	13,863	21	3,908	34	21	7	6	14	1,933	374	17,520
Second-hand stores	29	1,593	12	673	17	920	50	9	28	13	4	861	239	3,327
Other retail stores, total	529	126,781	227	29,554	302	97,227	1,339	312	477	550	54	10,534	1,383	33,368
Fuel dealers, except fuel oil	62	18,012	3	571	59	17,441	454	99	116	239	4	1,197	122	2,871
Fuel oil dealers	42	17,221	3	538	39	16,683	378	40	134	204	3	360	21	1,088
Ice dealers	1	(x)	...	...	1	(x)	(x)	(x)	(x)	(x)	1	(x)	58	(x)
Hay, grain, feed stores	157	52,994	19	7,646	138	45,348	355	86	184	85	12	4,172	92	3,991
Other farm, garden supply stores	19	5,315	3	314	16	5,001	54	12	22	20	2	307	31	1,535
Florists	28	2,004	15	231	13	1,773	21	20	1	...	1	?	201	3,616
All other retail stores	220	(x)	184	(x)	36	(x)	(x)	(x)	(x)	(x)	31	(x)	858	(x)
MASSACHUSETTS														
Total	13,171	2,449,731	6,359	1,053,981	3,812	1,395,750	13,459	6,708	4,288	2,963	2,622	625,319	41,109	1,227,097
Warehouses, administrative offices, auxiliary units	...	...	...	...	...	...	268	76	60	132	...	...	...	...
Stores	10,171	2,449,731	6,359	1,053,981	3,812	1,395,750	13,191	6,632	4,228	2,831	2,622	625,319	41,109	1,227,097
Stores														
Food group, total	2,275	404,479	1,316	202,608	959	206,871	4,467	2,760	1,403	304	1,174	339,058	12,520	372,421
Grocery stores	1,283	272,821	678	154,055	605	123,766	792	678	83	31	1,017	314,199	8,587	268,982
Meat markets, fish markets	142	24,467	86	14,776	56	9,691	94	62	30	2	35	7,157	942	31,734
Milk dealers	180	114,219	2	(x)	178	(x)	(x)	(x)	(x)	(x)	26	9,668	197	9,421
Bakery products stores	164	12,242	127	5,723	37	6,539	328	323	5	...	37	2,077	877	21,203
Other food stores	506	40,710	423	(x)	83	(x)	(x)	(x)	(x)	(x)	59	5,957	1,917	41,081
Eating and drinking places	992	134,981	912	111,997	80	12,984	191	153	33	5	274	36,391	7,968	225,358
General stores	12	1,132	4	124	8	1,008	15	14	1	...	...	...	69	2,455
General merchandise group, total	584	486,034	531	197,112	52	288,922	307	192	70	45	59	18,456	963	20,639
Department stores	80	378,013	54	92,075	26	285,938	291	181	66	44	16	13,433	...	...
General merchandise, variety stores	493	108,021	477	105,037	16	2,984	16	11	4	1	43	5,023	963	20,639
Apparel group	1,265	236,420	1,203	188,720	62	46,700	88	77	11	...	245	48,567	3,146	89,324
Furniture, furnishings, appliance group, total	785	141,140	338	43,040	447	98,314	862	553	249	60	84	13,803	1,977	56,274
Furniture stores	362	75,053	92	10,602	270	64,451	499	251	202	46	37	7,651	505	20,091
Floor covering stores	36	8,053	12	1,060	24	6,993	37	25	7	5	...	...	177	5,573
Other home furnishing stores	47	8,754	37	6,915	10	1,677	24	22	2	...	18	2,612	685	11,086
Household appliance stores	274	43,202	156	21,387	124	21,815	263	219	35	9	23	2,944	377	13,220
Radio stores	66	6,446	27	3,062	19	3,378	39	36	3	...	6	596	233	6,304

[illegible] footnotes at end of table.

Table 14D.—RETAIL TRADE—TRUCKS AND TRUCK-TRACTORS OPERATED, DECEMBER 1948, BY LARGE STORES AND MULTIUNITS—STATE, BY KIND OF BUSINESS—Continued

[See text for explanatory material]

State and kind of business	Large stores and multiunits												Small single-unit stores	
	Stores reporting data on trucks and truck-tractors										Stores not reporting data on trucks or truck-tractors			
	Total		Stores not operating trucks or truck-tractors		Stores operating trucks and truck-tractors									
							Number of trucks and truck-tractors							
								Manufacturers' rated capacity						
	Stores (Number)	Sales, entire year (Thousand dollars)	Number	Sales, entire year (Thousand dollars)	Number	Sales, entire year (Thousand dollars)	Total	Under 1½ tons	1½ tons	Over 1½ tons	Number	Sales, entire year (Thousand dollars)	Number	Sales, entire year (Thousand dollars)
MASSACHUSETTS--Continued														
Stores--Continued														
Automotive group, total	1,074	383,758	386	114,979	688	268,779	1,279	845	318	116	255	93,142	781	29,920
Motor vehicle (new and used) dealers	813	335,022	243	89,772	570	245,250	1,095	706	280	109	189	77,577	167	9,782
Motor vehicle (used) dealers	117	25,545	95	19,700	22	5,845	32	15	15	2	40	11,446	278	10,251
Tire, battery, accessory dealers	124	19,472	37	3,835	87	15,637	139	112	23	4	24	3,685	243	7,529
Other automotive dealers	20	3,719	11	1,672	9	2,047	13	12	...	1	2	434	93	2,358
Gasoline service stations	344	31,249	238	15,617	106	15,632	282	90	108	84	58	4,741	4,484	129,218
Lumber, building, hardware group, total	676	176,478	173	26,651	503	149,827	1,439	479	501	459	86	17,633	1,318	46,494
Lumber yards	250	97,802	5	745	245	97,057	889	163	393	333	25	8,754	96	4,598
Building materials dealers	50	13,611	12	3,110	38	10,501	146	24	31	91	9	3,144	62	2,428
Paint, glass, wallpaper stores	79	7,589	47	(x)	32	(x)	(x)	(x)	(x)	(x)	20	1,589	245	6,626
Heating, plumbing, electrical supply stores	59	10,741	12	1,679	47	9,062	123	83	29	11	7	947	164	6,365
Hardware stores	207	39,438	95	17,707	112	21,731	165	133	21	11	22	2,646	702	24,592
Farm equipment dealers	31	7,297	2	(x)	29	(x)	(x)	(x)	(x)	(x)	3	553	49	1,885
Drug and proprietary stores	375	48,665	363	46,775	12	1,890	12	11	1	...	82	9,178	1,621	81,899
Liquor stores	357	50,083	245	32,877	112	17,206	137	118	17	2	96	12,909	856	46,159
Second-hand stores	67	6,245	50	2,320	17	3,925	48	11	7	30	2	103	517	6,349
Other retail stores, total	1,366	294,867	600	71,175	766	223,692	4,064	829	1,509	1,726	207	32,338	4,889	120,589
Fuel dealers, except fuel oil	248	69,360	10	1,403	238	67,957	1,560	187	586	787	17	3,663	212	9,042
Fuel oil dealers	250	76,704	10	2,165	240	74,539	1,745	328	649	768	27	5,776	493	19,686
Ice dealers	13	1,463	2	(x)	11	(x)	(x)	(x)	(x)	(x)	1	11	144	2,276
Hay, grain, feed stores	191	56,039	7	1,297	184	54,742	512	158	210	144	8	1,055	67	3,377
Other farm, garden supply stores	9	1,938	3	(x)	6	(x)	(x)	(x)	(x)	(x)	...	...	13	356
Florists	43	2,653	18	376	25	2,277	44	43	...	1	10	581	539	10,829
All other retail stores	612	86,710	550	64,961	62	21,749	121	96	9	16	144	21,252	3,421	75,023
MICHIGAN														
Total	13,562	3,658,980	8,569	1,858,427	4,993	1,800,553	14,268	6,976	5,234	2,058	2,553	646,466	52,574	1,644,832
Warehouses, administrative offices, auxiliary units	...	...	...	...	...	...	327	82	77	168	...	...	...	...
Stores	13,562	3,658,980	8,569	1,858,427	4,993	1,800,553	13,941	6,894	5,157	1,890	2,553	646,466	52,574	1,644,832
Stores														
Food group, total	3,203	735,279	2,231	477,157	972	258,122	3,495	2,179	1,130	186	673	226,996	14,325	469,594
Grocery stores	2,444	569,235	1,745	424,745	699	144,490	852	687	124	41	569	209,413	10,826	382,194
Meat markets, fish markets	172	29,157	123	21,572	49	7,585	60	54	5	1	34	5,835	530	21,488
Milk dealers	136	77,520	7	830	129	76,690	1,837	757	945	135	13	6,292	177	8,544
Bakery products stores	74	5,383	52	2,325	22	3,058	76	70	4	2	15	1,281	644	18,795
Other food stores	377	53,984	304	27,685	73	26,299	670	611	52	7	42	4,175	2,148	38,573
Eating and drinking places	854	90,099	795	78,381	59	11,718	151	127	23	1	256	24,098	12,322	332,605
General stores	53	7,666	20	2,731	33	4,935	52	27	19	6	11	1,622	247	9,666
General merchandise group, total	696	660,869	613	391,704	83	269,165	477	307	58	112	51	14,041	900	28,563
Department stores	116	509,944	74	249,714	42	260,230	429	274	45	110	4	8,072	...	...
General merchandise, variety stores	580	150,925	539	141,990	41	8,935	48	33	13	2	47	5,969	900	28,563
Apparel group	1,531	278,550	1,503	262,206	28	16,344	33	26	2	5	226	52,026	2,784	87,737
Furniture, furnishings, appliance group, total	1,013	186,694	448	60,565	565	126,129	1,067	711	281	75	131	18,972	2,234	67,541
Furniture stores	369	88,120	91	14,039	278	74,081	508	249	212	47	58	9,233	473	19,356
Floor covering stores	68	16,279	19	2,658	49	13,621	108	83	22	3	10	2,012	142	4,751
Other home furnishing stores	76	14,408	60	11,850	16	2,558	30	15	12	3	14	1,438	434	8,976
Household appliance stores	479	65,429	266	30,506	213	34,923	411	354	35	22	41	5,657	825	28,435
Radio stores	21	2,458	12	1,512	9	946	10	10	...	...	8	632	360	6,023
Automotive group, total	1,871	856,523	867	294,041	1,004	562,482	1,740	1,148	431	161	421	184,201	1,532	61,820
Motor vehicle (new and used) dealers	1,253	701,098	423	183,335	830	517,763	1,429	899	388	142	297	154,472	350	21,448
Motor vehicle (used) dealers	357	110,221	331	95,204	26	15,017	51	25	18	8	99	24,532	412	17,322
Tire, battery, accessory dealers	201	34,580	75	8,933	126	25,647	232	204	18	10	12	1,916	529	15,801
Other automotive dealers	60	10,624	38	6,569	22	4,055	28	20	7	1	13	3,281	241	7,249
Gasoline service stations	661	72,705	420	37,007	241	35,698	417	211	140	66	199	21,627	7,666	253,556
Lumber, building, hardware group, total	1,540	356,929	298	42,006	1,242	314,923	3,582	1,301	1,641	640	174	31,425	3,197	121,483
Lumber yards	574	181,215	28	5,544	546	175,671	1,935	471	1,109	355	52	13,272	207	10,908
Building materials dealers	118	37,923	17	3,929	101	33,994	519	87	227	205	8	2,543	151	5,818
Paint, glass, wallpaper stores	94	9,296	69	4,484	25	4,812	55	34	17	4	18	1,880	352	9,345
Heating, plumbing, electrical supply stores	142	23,390	35	3,242	107	20,148	270	174	88	8	16	3,107	615	22,175
Hardware stores	329	57,815	114	20,170	215	37,645	337	262	62	13	45	4,938	1,488	54,297
Farm equipment dealers	283	47,290	35	4,637	248	42,653	466	273	138	55	35	5,685	384	18,940
Drug and proprietary stores	710	137,308	650	120,901	60	16,407	82	80	2	...	175	28,723	1,447	66,221
Liquor stores	129	23,272	98	17,763	31	5,509	35	35	...	...	28	3,740	596	20,979
Second-hand stores	41	2,368	35	1,575	6	793	17	6	5	6	7	385	518	6,269
Other retail stores, total	1,260	250,718	591	72,390	669	178,328	2,793	736	1,425	632	201	38,610	4,806	118,798
Fuel dealers, except fuel oil	334	81,858	27	6,376	307	75,482	1,814	337	1,059	418	61	15,373	535	22,102
Fuel oil dealers	24	10,833	2	(x)	22	(x)	(x)	(x)	(x)	(x)	7	1,981	31	1,162
Ice dealers	...	...	...	...	...	...	...	...	...	...	1	13	81	1,059
Hay, grain, feed stores	235	60,301	26	5,745	209	54,556	511	162	247	102	22	6,048	273	10,806
Other farm, garden supply stores	36	8,192	13	1,263	23	6,929	59	26	25	8	4	893	101	2,510
Florists	47	2,776	26	(x)	21	(x)	(x)	(x)	(x)	(x)	8	858	606	12,353
All other retail stores	584	86,758	497	(x)	87	(x)	(x)	(x)	(x)	(x)	98	13,444	3,179	68,806

See footnote at end of table.

Table 14D.—RETAIL TRADE—TRUCKS AND TRUCK-TRACTORS OPERATED, DECEMBER 1948, BY LARGE STORES AND MULTIUNITS—STATE, BY KIND OF BUSINESS—Continued

[See text for explanatory material]

State and kind of business	Large stores and multiunits												Small single-unit stores	
	Stores reporting data on trucks and truck-tractors										Stores not reporting data on trucks or truck-tractors			
	Total		Stores not operating trucks or truck-tractors		Stores operating trucks and truck-tractors									
							Number of trucks and truck-tractors							
								Manufacturers' rated capacity						
	Stores (Number)	Sales, entire year (Thousand dollars)	Number	Sales, entire year (Thousand dollars)	Number	Sales, entire year (Thousand dollars)	Total	Under 1½ tons	1½ tons	Over 1½ tons	Number	Sales, entire year (Thousand dollars)	Number	Sales, entire year (Thousand dollars)
MINNESOTA														
Total	7,858	1,864,019	4,559	785,489	3,299	1,078,530	7,808	4,109	2,795	904	1,037	198,445	26,346	843,598
Warehouses, administrative offices, auxiliary units	...	...	...	...	...	...	99	6	2	91	...	...	...	...
Stores	7,858	1,864,019	4,559	785,489	3,299	1,078,530	7,709	4,103	2,793	813	1,037	198,445	26,346	843,598
Stores														
Food group, total	1,657	324,890	997	176,153	660	148,737	1,808	1,233	474	101	197	38,756	6,329	228,609
Grocery stores	1,256	254,656	726	155,357	530	99,299	633	559	61	13	161	30,400	4,983	185,976
Meat markets, fish markets	96	19,571	53	9,144	43	10,427	66	52	12	2	12	2,133	331	15,359
Milk dealers	45	31,503	5	1,902	40	29,601	853	412	374	67	5	4,031	52	2,408
Bakery products stores	106	4,070	93	2,867	13	1,203	25	24	1	...	3	156	459	12,561
Other food stores	154	15,090	120	6,883	34	8,207	231	186	26	19	16	2,036	504	12,305
Eating and drinking places	514	55,749	489	51,821	25	3,928	47	42	4	1	129	17,938	6,695	155,991
General stores	106	20,326	60	9,097	46	11,229	67	46	18	3	17	2,693	368	14,708
General merchandise group, total	386	381,701	331	129,628	55	254,073	256	184	64	8	19	4,283	508	17,835
Department stores	50	296,391	31	56,530	19	239,861	203	154	44	5	1	370	...	...
General merchandise, variety stores	336	87,310	300	73,098	36	14,212	53	30	20	3	18	3,913	508	17,835
Apparel group	514	107,793	503	103,809	11	3,984	18	17	1	...	98	22,598	1,260	41,977
Furniture, furnishings, appliance group, total	432	82,078	160	19,335	272	62,743	538	401	125	12	43	6,167	922	32,915
Furniture stores	178	46,104	40	4,376	138	41,728	264	162	93	9	15	2,322	313	13,594
Floor covering stores	16	4,300	5	958	11	3,342	15	14	1	...	1	294	51	1,718
Other home furnishing stores	18	5,871	12	4,444	6	1,427	12	10	2	...	3	1,278	87	2,018
Household appliance stores	210	24,937	99	9,186	111	15,751	240	209	28	3	22	2,142	387	13,801
Radio stores	10	866	4	371	6	495	7	6	1	...	2	131	84	1,784
Automotive group, total	1,105	373,400	443	107,385	662	266,015	1,236	609	432	195	163	48,707	734	35,377
Motor vehicle (new and used) dealers	868	316,609	301	75,699	567	240,910	1,069	502	381	186	130	40,346	342	21,124
Motor vehicle (used) dealers	123	34,039	100	25,156	23	8,883	39	18	20	1	26	6,978	125	5,607
Tire, battery, accessory dealers	85	15,869	23	3,016	62	12,853	116	78	30	8	2	272	212	6,692
Other automotive dealers	29	6,883	19	3,514	10	3,369	12	11	1	...	5	1,111	55	1,954
Gasoline service stations	573	56,411	372	26,137	201	30,274	373	109	219	45	64	7,468	3,961	109,211
Lumber, building, hardware group, total	1,612	277,315	550	62,349	1,062	214,966	2,202	1,008	949	245	163	26,864	2,183	96,532
Lumber yards	732	125,078	321	28,191	411	96,887	925	164	589	172	56	8,879	124	7,224
Building materials dealers	31	8,707	6	984	25	7,723	91	15	59	17	6	1,678	29	1,337
Paint, glass, wallpaper stores	22	2,384	15	1,103	7	1,281	12	11	...	1	3	242	99	2,484
Heating, plumbing, electrical supply stores	57	8,262	6	929	51	7,333	143	118	20	5	6	838	231	9,002
Hardware stores	293	47,588	107	15,343	186	32,245	327	279	45	3	21	3,154	1,200	49,005
Farm equipment dealers	477	85,296	95	15,799	382	69,497	704	421	236	47	71	12,073	500	27,480
Drug and proprietary stores	202	37,169	191	34,107	11	3,062	11	11	...	...	46	6,036	754	35,038
Liquor stores	157	27,548	145	(x)	12	(x)	(x)	(x)	(x)	(x)	33	5,694	454	20,394
Second-hand stores	16	1,705	13	(x)	3	(x)	(x)	(x)	(x)	(x)	9	979	196	2,384
Other retail stores, total	584	115,934	305	40,280	279	75,654	1,129	426	500	203	56	10,262	1,982	52,627
Fuel dealers, except fuel oil	82	26,467	6	973	76	25,494	609	169	315	125	5	1,322	147	6,051
Fuel oil dealers	19	8,495	2	(x)	17	(x)	(x)	(x)	(x)	(x)	...	...	15	646
Ice dealers	5	401	2	(x)	3	(x)	(x)	(x)	(x)	(x)	...	...	68	884
Hay, grain, feed stores	184	43,187	58	10,825	126	32,362	329	166	112	51	13	2,776	241	10,594
Other farm, garden supply stores	15	2,875	7	881	8	1,994	18	7	8	3	4	623	25	1,109
Florists	31	2,660	10	379	21	2,281	40	33	6	1	1	30	107	2,470
All other retail stores	248	31,849	220	26,408	28	5,441	46	38	3	5	33	5,511	1,379	30,873
MISSISSIPPI														
Total	3,305	554,086	1,903	248,272	1,402	305,814	3,048	1,767	889	392	393	74,622	17,843	379,626
Warehouses, administrative offices, auxiliary units	...	...	...	...	...	...	...	...	...	...	...	...	...	...
Stores	3,305	554,086	1,903	248,272	1,402	305,814	2,048	1,767	889	392	393	74,622	17,843	379,626
Stores														
Food group, total	579	79,809	376	49,299	203	30,510	334	268	52	14	83	16,614	8,076	140,625
Grocery stores	547	77,045	359	49,108	188	27,937	239	184	45	10	81	16,597	7,870	136,683
Meat markets, fish markets	10	406	2	(x)	8	(x)	(x)	(x)	(x)	(x)	...	...	89	1,344
Milk dealers	4	723	...	...	4	723	18	9	5	4	...	...	4	271
Bakery products stores	3	39	2	(x)	1	(x)	(x)	(x)	(x)	(x)	...	...	42	1,140
Other food stores	15	1,596	13	(x)	2	(x)	(x)	(x)	(x)	(x)	2	17	71	1,187
Eating and drinking places	192	8,079	185	7,270	7	809	7	7	...	...	22	1,079	3,316	37,095
General stores	81	12,550	45	4,344	36	8,206	67	37	26	4	3	490	870	25,933
General merchandise group, total	310	82,918	230	48,381	80	34,537	167	113	34	20	48	5,760	592	19,483
Department stores	18	28,902	8	9,304	10	19,598	21	14	3	4	1	650	...	...
General merchandise, variety stores	292	54,016	222	39,077	70	14,939	146	99	31	16	47	5,110	592	19,483
Apparel group	337	44,485	324	38,861	13	4,624	16	13	2	1	39	5,629	562	21,133
Furniture, furnishings appliance group, total	287	30,433	71	3,799	216	26,634	510	385	93	32	19	1,718	506	17,713
Furniture stores	161	19,619	19	1,778	142	17,841	305	244	46	15	10	643	238	9,232
Floor covering stores	1	(x)	...	...	1	(x)	(x)	(x)	(x)	(x)	...	...	17	(x)
Other home furnishing stores	5	664	2	(x)	3	(x)	(x)	(x)	(x)	(x)	...	...	43	804
Household appliance stores	118	10,045	48	1,497	70	8,548	194	133	45	16	9	1,075	172	6,377
Radio stores	2	(x)	2	(x)	...	...	...	...	...	...	...	...	36	(x)

See footnote at end of table.

Table 14D.—RETAIL TRADE—TRUCKS AND TRUCK-TRACTORS OPERATED, DECEMBER 1948, BY LARGE STORES AND MULTIUNITS—STATE, BY KIND OF BUSINESS—Continued

[See text for explanatory material]

State and kind of business	Large stores and multiunits												Small single-unit stores	
	Stores reporting data on trucks and truck-tractors										Stores not reporting data on trucks or truck-tractors			
	Total		Stores not operating trucks or truck-tractors		Stores operating trucks and truck-tractors									
							Number of trucks and truck-tractors							
							Total	Manufacturers' rated capacity						
	Stores (Number)	Sales, entire year (Thousand dollars)	Number	Sales, entire year (Thousand dollars)	Number	Sales, entire year (Thousand dollars)		Under 1½ tons	1½ tons	Over 1½ tons	Number	Sales, entire year (Thousand dollars)	Number	Sales, entire year (Thousand dollars)
MISSISSIPPI--Continued														
Stores--Continued														
Automotive group, total	542	162,351	252	56,843	290	105,508	617	377	194	46	92	28,748	379	15,829
Motor vehicle (new and used) dealers	434	147,025	185	47,106	249	99,919	550	322	183	45	83	27,320	116	6,669
Motor vehicle (used) dealers	33	(x)	27	(x)	1	(x)	(x)	(x)	(x)	(x)	6	(x)	48	(x)
Tire, battery, accessory dealers	74	7,260	34	(x)	40	(x)	(x)	(x)	(x)	(x)	2	209	199	6,886
Other automotive dealers	1	(x)	1	(x)	...	...	...	...	...	...	1	(x)	16	(x)
Gasoline service stations	206	15,086	135	7,869	71	7,217	110	75	24	11	13	1,282	1,780	44,267
Lumber, building, hardware group, total	385	71,294	68	8,764	317	62,530	769	328	292	149	41	8,558	437	18,609
Lumber yards	115	22,949	10	265	105	22,684	321	65	161	95	8	2,961	44	2,126
Building materials dealers	23	4,352	1	(x)	22	(x)	(x)	(x)	(x)	(x)	6	1,153	41	1,473
Paint, glass, wallpaper stores	10	1,199	7	(x)	3	(x)	(x)	(x)	(x)	(x)	...	...	28	1,036
Heating, plumbing, electrical supply stores	15	1,505	1	(x)	14	(x)	(x)	(x)	(x)	(x)	1	145	44	1,721
Hardware stores	95	16,977	22	4,533	73	12,444	112	75	29	8	10	1,254	207	8,496
Farm equipment dealers	127	24,312	27	3,180	100	21,132	216	134	57	25	16	3,045	73	3,751
Drug and proprietary stores	100	10,824	93	9,951	7	873	7	7	...	...	8	1,591	517	18,230
Liquor stores	1	(x)	1	(x)	...	...	...	...	...	...	2	(x)	16	(x)
Second-hand stores	8	(x)	3	(x)	5	(x)	(x)	(x)	(x)	(x)	1	(x)	71	(x)
Other retail stores, total	277	36,803	120	12,820	157	23,983	426	150	167	109	22	2,944	721	19,438
Fuel dealers, except fuel oil	58	(x)	4	(x)	54	(x)	(x)	(x)	(x)	(x)	3	(x)	54	(x)
Fuel oil dealers	3	(x)	...	(x)	3	(x)	(x)	(x)	(x)	(x)	...	...	5	(x)
Ice dealers	4	(x)	1	(x)	3	(x)	(x)	(x)	(x)	(x)	1	(x)	23	(x)
Hay, grain, feed stores	56	11,744	10	2,769	46	8,975	77	29	40	8	5	905	106	4,790
Other farm, garden supply stores	52	9,611	22	3,452	30	6,159	49	21	20	8	6	1,142	48	2,017
Florists	10	350	5	78	5	272	11	10	1	...	1	...	113	1,966
All other retail stores	94	7,034	78	5,707	16	1,327	18	16	2	...	6	590	372	8,413
MISSOURI														
Total	9,536	2,356,238	6,191	1,117,411	3,345	1,238,827	9,396	4,621	3,048	1,727	669	165,321	40,411	1,046,778
Warehouses, administrative offices, auxiliary units	...	...	...	...	...	...	836	48	75	713	...	...	...	...
Stores	9,536	2,356,238	6,191	1,117,411	3,345	1,238,827	8,560	4,573	2,973	1,014	669	165,321	40,411	1,046,778
Stores														
Food group, total	1,880	403,778	1,304	261,303	576	142,475	1,665	1,371	242	52	166	56,799	10,145	277,497
Grocery stores	1,596	341,975	1,093	244,260	503	97,715	617	540	63	14	148	55,168	8,147	239,340
Meat markets, fish markets	30	(x)	23	(x)	7	(x)	(x)	(x)	(x)	(x)	...	...	137	3,833
Milk dealers	21	35,660	1	(x)	20	(x)	(x)	(x)	(x)	(x)	...	...	18	623
Bakery products stores	42	2,357	31	1,634	11	723	15	15	...	...	2	74	444	10,703
Other food stores	191	(x)	156	(x)	35	(x)	(x)	(x)	(x)	(x)	16	(x)	1,399	(x)
Eating and drinking places	766	69,223	733	60,396	33	8,827	101	88	10	3	34	3,893	9,465	183,716
General stores	122	15,960	66	6,469	56	9,491	87	37	43	7	5	798	783	21,303
General merchandise group, total	550	502,922	480	154,234	70	348,688	440	311	90	39	21	12,221	876	25,260
Department stores	47	370,357	24	64,363	23	305,994	364	263	70	31	1	7,679	...	...
General merchandise, variety stores	503	132,565	456	89,871	47	42,694	76	48	20	8	20	4,542	876	25,260
Apparel group	916	175,645	897	170,994	19	4,651	26	21	3	2	50	14,994	1,841	52,802
Furniture furnishings appliance group, total	597	127,450	259	36,743	338	90,707	812	563	211	38	40	5,041	1,594	50,578
Furniture stores	251	75,359	70	9,924	181	65,435	465	268	170	27	15	2,738	450	17,146
Floor covering stores	22	(x)	9	(x)	13	(x)	(x)	(x)	(x)	(x)	1	(x)	54	(x)
Other home furnishing stores	38	11,300	28	9,352	10	1,948	26	13	13	...	...	...	265	5,068
Household appliance stores	277	35,429	145	15,476	132	19,953	289	258	28	3	24	2,100	683	23,810
Radio stores	9	(x)	7	(x)	2	(x)	(x)	(x)	(x)	(x)	...	...	142	(x)
Automotive group, total	1,330	485,044	654	192,876	676	292,168	1,093	706	318	69	124	36,982	1,383	50,871
Motor vehicle (new and used) dealers	933	406,797	372	135,981	561	270,816	888	534	292	62	96	32,362	260	14,561
Motor vehicle (used) dealers	201	49,258	181	43,577	20	5,681	30	20	7	3	20	3,696	403	16,188
Tire, battery, accessory dealers	167	23,520	80	9,772	87	13,748	165	149	15	1	6	736	664	18,194
Other automotive dealers	29	5,469	21	3,546	8	1,923	10	3	4	3	2	188	56	1,928
Gasoline service stations	445	36,253	355	25,936	90	10,317	153	72	64	17	49	4,504	5,663	132,644
Lumber, building, hardware group, total	1,195	212,871	337	41,332	858	171,539	2,142	762	1,031	349	75	11,006	1,939	69,393
Lumber yards	501	90,416	126	12,949	375	77,467	1,017	199	627	191	35	4,512	170	8,033
Building materials dealers	55	16,330	13	1,108	42	15,222	234	29	131	74	3	705	60	2,219
Paint, glass, wallpaper stores	91	8,121	68	5,238	23	2,883	28	23	5	...	5	222	217	4,504
Heating, plumbing, electrical supply stores	54	9,651	12	1,844	42	7,807	129	90	36	3	3	556	278	8,822
Hardware stores	161	27,840	61	10,116	100	17,724	161	113	31	17	4	692	915	29,255
Farm equipment dealers	333	60,513	57	10,077	276	50,436	573	308	201	64	25	4,319	299	16,560
Drug and proprietary stores	408	79,209	384	75,460	24	3,749	27	25	2	...	14	1,511	1,523	56,740
Liquor stores	313	28,900	296	26,371	17	2,529	22	21	1	...	11	699	907	29,188
Second-hand stores	37	1,176	23	849	14	327	24	13	11	...	4	63	689	6,934
Other retail stores, total	977	217,807	403	64,448	574	153,359	1,968	583	947	438	76	16,810	3,603	89,852
Fuel dealers, except fuel oil	134	23,732	15	2,082	119	21,650	773	226	400	147	10	1,464	425	13,712
Fuel oil dealers	18	8,787	1	(x)	17	(x)	(x)	(x)	(x)	(x)	...	...	34	1,184
Ice dealers	12	797	2	(x)	10	(x)	(x)	(x)	(x)	(x)	...	...	89	1,171
Hay, grain, feed stores	369	101,811	43	6,705	326	95,106	747	177	381	189	39	12,338	765	27,126
Other farm, garden supply stores	37	6,204	14	1,316	23	4,888	45	18	21	6	4	667	57	1,836
Florists	36	3,641	10	310	26	3,331	59	46	12	1	...	...	311	7,051
All other retail stores	371	72,835	318	53,888	53	18,947	96	72	10	14	23	2,341	1,922	37,772

See footnote at end of table.

Table 14D.—RETAIL TRADE—TRUCKS AND TRUCK-TRACTORS OPERATED, DECEMBER 1948, BY LARGE STORES AND MULTIUNITS—STATE, BY KIND OF BUSINESS—Continued

(See text for explanatory material)

State and kind of business	Large stores and multiunits												Small single-unit stores	
	Stores reporting data on trucks and truck-tractors										Stores not reporting data on trucks or truck-tractors			
	Total		Stores not operating trucks or truck-tractors		Stores operating trucks and truck tractors									
							Number of trucks and truck-tractors							
								Manufacturers' rated capacity						
	Stores (Number)	Sales, entire year (Thousand dollars)	Number	Sales, entire year (Thousand dollars)	Number	Sales, entire year (Thousand dollars)	Total	Under 1½ tons	1½ tons	Over 1½ tons	Number	Sales, entire year (Thousand dollars)	Number	Sales, entire year (Thousand dollars)
MONTANA														
Total	1,807	363,565	960	159,300	847	204,265	1,605	992	457	156	263	48,584	6,038	190,474
Warehouses, administrative offices, auxiliary units	...	...	...	...	...	...	32	2	2	28	...	...	...	...
Stores	1,807	363,565	960	159,300	847	204,265	1,573	990	455	128	263	48,584	6,038	190,474
Stores														
Food group, total	333	73,807	163	40,711	170	33,096	267	236	27	4	52	8,538	1,269	43,736
Grocery stores	289	68,394	140	39,388	149	29,011	190	167	19	4	43	7,218	1,042	37,304
Meat markets, fish markets	20	2,629	13	1,257	7	1,372	10	8	2	...	6	1,071	55	2,556
Milk dealers	10	2,230	...	...	10	2,230	57	52	5	...	1	211	17	522
Bakery products stores	3	269	1	(x)	2	(x)	(x)	(x)	(x)	(x)	2	38	70	1,854
Other food stores	11	284	9	(x)	2	(x)	(x)	(x)	(x)	(x)	...	...	85	1,500
Eating and drinking places	118	11,349	110	9,531	8	1,818	11	10	...	1	44	4,207	1,979	52,090
General stores	25	4,638	7	779	18	3,859	22	15	6	1	3	511	118	5,174
General merchandise group, total	124	46,221	105	33,625	19	12,596	26	17	9	...	5	2,403	98	3,403
Department stores	16	16,107	12	9,162	4	6,945	9	6	3	...	1	1,119	...	...
General merchandise, variety stores	108	30,114	93	24,463	15	5,651	17	11	6	...	4	1,284	98	3,403
Apparel group	107	16,120	101	12,924	6	3,196	38	33	5	...	26	4,539	280	10,037
Furniture, furnishings, appliance group, total	102	14,661	30	(x)	72	(x)	(x)	(x)	(x)	(x)	8	1,092	196	7,216
Furniture stores	39	8,505	3	445	36	8,060	60	43	15	2	2	317	59	2,496
Floor covering stores	1	(x)	...	...	1	(x)	(x)	(x)	(x)	(x)	...	...	6	(x)
Other home furnishing stores	2	(x)	1	(x)	1	(x)	(x)	(x)	(x)	(x)	...	...	14	(x)
Household appliance stores	58	5,502	25	1,337	33	4,165	69	59	6	4	6	775	101	3,736
Radio stores	2	(x)	1	(x)	1	(x)	(x)	(x)	(x)	(x)	...	...	16	(x)
Automotive group, total	288	84,390	92	21,775	196	62,615	323	210	87	26	49	14,802	183	8,187
Motor vehicle (new and used) dealers	256	78,799	84	20,392	172	58,407	280	171	83	26	40	13,181	77	4,241
Motor vehicle (used) dealers	7	(x)	2	(x)	5	(x)	(x)	(x)	(x)	(x)	4	(x)	20	(x)
Tire, battery, accessory dealers	23	3,503	4	599	19	(x)	(x)	(x)	(x)	(x)	4	577	69	2,162
Other automotive dealers	2	(x)	2	(x)	...	...	...	...	...	...	1	(x)	17	(x)
Gasoline service stations	95	10,681	37	3,383	58	7,298	80	44	32	4	16	2,486	857	24,593
Lumber, building, hardware group, total	351	69,983	92	10,923	259	59,060	561	268	217	76	32	6,201	346	15,144
Lumber yards	145	25,271	48	4,231	97	21,040	233	58	142	33	5	614	44	2,069
Building materials dealers	3	(x)	1	(x)	2	(x)	(x)	(x)	(x)	(x)	1	(x)	6	(x)
Paint, glass, wallpaper stores	3	309	1	(x)	2	(x)	(x)	(x)	(x)	(x)	...	...	18	530
Heating, plumbing, electrical supply stores	13	(x)	4	(x)	9	(x)	(x)	(x)	(x)	(x)	...	...	37	(x)
Hardware stores	58	10,726	19	3,016	39	7,710	55	42	10	3	5	1,183	170	6,899
Farm equipment dealers	129	29,204	19	3,232	110	25,972	228	129	62	37	21	4,224	71	3,961
Drug and proprietary stores	33	5,348	29	(x)	4	(x)	(x)	(x)	(x)	(x)	12	1,680	202	8,108
Liquor stores	149	15,456	148	(x)	1	(x)	(x)	(x)	(x)	(x)	1	26	1	52
Second-hand stores	3	197	1	(x)	2	(x)	(x)	(x)	(x)	(x)	...	...	64	799
Other retail stores, total	79	10,714	45	3,484	34	7,230	102	42	50	10	15	2,099	445	11,935
Fuel dealers, except fuel oil	4	926	...	...	4	926	21	...	21	...	1	300	20	707
Fuel oil dealers	3	633	...	...	3	633	18	6	10	2	...	...	3	144
Ice dealers	...	...	...	...	...	...	...	...	...	...	...	...	2	(x)
Hay, grain, feed stores	13	2,918	1	(x)	12	(x)	(x)	(x)	(x)	(x)	1	299	18	978
Other farm, garden supply stores	3	1,466	1	(x)	2	(x)	(x)	(x)	(x)	(x)	...	...	4	118
Florists	5	415	2	(x)	3	(x)	(x)	(x)	(x)	(x)	1	195	38	1,024
Other retail stores	51	4,356	41	3,235	10	1,121	15	14	1	...	12	1,305	360	(x)
NEBRASKA														
Total	4,018	844,725	2,218	391,616	1,800	453,109	3,943	2,237	1,253	453	326	58,682	12,529	414,406
Warehouses, administrative offices, auxiliary units	...	...	...	...	...	...	57	2	3	52	...	...	...	...
Stores	4,018	844,725	2,218	391,616	1,800	453,109	3,886	2,235	1,250	401	326	58,682	12,529	414,406
Stores														
Food group, total	744	148,395	504	100,668	240	47,727	999	490	96	13	65	11,585	2,342	86,620
Grocery stores	644	133,694	451	97,340	194	36,354	338	274	57	7	38	9,766	1,855	73,999
Meat markets, fish markets	22	2,629	11	812	11	1,817	13	11	1	1	...	...	68	2,504
Milk dealers	14	5,440	1	(x)	13	(x)	(x)	(x)	(x)	(x)	1	884	24	851
Bakery products stores	15	848	11	481	4	367	5	5	...	...	6	134	140	4,064
Other food stores	48	5,784	30	(x)	18	(x)	(x)	(x)	(x)	(x)	20	801	255	5,202
Eating and drinking places	193	16,981	188	14,989	5	1,280	25	25	...	...	12	1,201	2,994	74,023
General stores	44	4,689	28	6,355	16	3,334	21	19	1	1	1	137	161	6,622
General merchandise, total	165	124,278	247	79,356	18	45,922	59	40	19	...	3	1,208	226	6,427
Department stores	28	73,430	21	29,764	7	43,666	43	32	11	...	...	...	...	...
General merchandise, variety stores	237	51,848	226	49,592	11	2,256	16	8	8	...	3	1,208	226	6,427
Apparel group	303	43,189	201	(x)	2	(x)	(x)	(x)	(x)	(x)	25	6,525	512	17,636
Furniture, furnishings, appliance group, total	299	44,166	142	(x)	157	(x)	(x)	(x)	(x)	(x)	35	1,336	562	20,858
Furniture stores	86	16,083	16	1,221	70	14,862	190	103	82	5	4	257	185	7,711
Floor covering stores	4	2,072	...	...	4	2,072	31	27	3	1	...	...	19	726
Other home furnishing stores	8	1,084	6	(x)	2	(x)	(x)	(x)	(x)	(x)	...	...	45	1,088
Household appliance stores	201	14,927	120	4,349	81	10,607	206	178	17	11	31	1,079	288	10,889
Radio stores	...	...	...	...	...	...	...	...	...	...	...	...	25	444

See text at end of table.

Table 14D.—RETAIL TRADE—TRUCKS AND TRUCK-TRACTORS OPERATED, DECEMBER 1948, BY LARGE STORES AND MULTIUNITS—STATE, BY KIND OF BUSINESS—Continued

[See text for explanatory material]

State and kind of business	Large stores and multiunits												Small single-unit stores	
	Stores reporting data on trucks and truck-tractors										Stores not reporting data on trucks or truck-tractors			
	Total		Stores not operating trucks or truck-tractors		Stores operating trucks and truck-tractors									
							Number of trucks and truck-tractors							
								Manufacturers' rated capacity						
	Stores (Number)	Sales, entire year (Thousand dollars)	Number	Sales, entire year (Thousand dollars)	Number	Sales, entire year (Thousand dollars)	Total	Under 1½ tons	1½ tons	Over 1½ tons	Number	Sales, entire year (Thousand dollars)	Number	Sales, entire year (Thousand dollars)
NEBRASKA--Continued														
Stores--Continued														
Automotive group, total	576	189,046	221	61,381	355	127,665	588	359	173	56	59	17,844	502	21,144
Motor vehicle (new and used) dealers	448	162,524	144	43,062	304	119,462	488	277	156	55	44	12,991	197	10,443
Motor vehicle (used) dealers	65	18,011	58	(x)	7	(x)	(x)	(x)	(x)	(x)	11	4,135	129	4,995
Tire, battery, accessory dealers	56	7,456	14	1,451	42	6,005	90	73	16	1	2	530	157	5,008
Other automotive dealers	7	1,055	5	(x)	2	(x)	(x)	(x)	(x)	(x)	2	188	19	698
Gasoline service stations	337	36,748	135	9,709	202	27,039	396	94	211	91	24	2,791	1,937	60,506
Lumber, building, hardware group, total	942	165,461	261	34,458	681	131,003	1,412	758	520	134	65	10,346	1,247	54,444
Lumber yards	365	61,550	107	12,749	258	48,801	597	176	343	78	21	1,989	114	6,018
Building materials dealers	17	4,645	2	(x)	15	(x)	(x)	(x)	(x)	(x)	...	...	17	912
Paint, glass, wallpaper stores	28	2,721	15	(x)	13	(x)	(x)	(x)	(x)	(x)	1	23	59	1,498
Heating, plumbing, electrical supply stores	32	4,625	1	(x)	31	(x)	(x)	(x)	(x)	(x)	1	148	132	4,853
Hardware stores	121	21,260	43	5,067	78	16,193	124	97	21	6	7	704	574	21,580
Farm equipment dealers	379	70,660	93	15,160	286	55,500	491	338	112	41	35	7,482	351	19,583
Drug and proprietary stores	110	15,419	105	(x)	5	(x)	(x)	(x)	(x)	(x)	15	2,436	536	20,769
Liquor stores	40	3,611	39	(x)	1	(x)	(x)	(x)	(x)	(x)	7	854	408	15,461
Second-hand stores	7	333	4	81	3	252	4	2	1	1	...	...	131	1,606
Other retail stores, total	258	47,109	143	18,043	115	29,066	336	122	126	88	15	2,419	971	28,290
Fuel dealers, except fuel oil	23	6,068	4	552	19	5,516	120	27	55	38	1	75	59	2,467
Fuel oil dealers	6	(x)	...	...	6	(x)	(x)	(x)	(x)	(x)	...	...	9	(x)
Ice dealers	1	(x)	...	...	1	(x)	(x)	(x)	(x)	(x)	...	...	13	(x)
Hay, grain, feed stores	80	21,213	24	4,933	56	16,280	138	49	53	36	4	1,085	158	6,001
Other farm, garden supply stores	25	3,696	13	1,417	12	2,279	16	11	2	3	...	...	28	997
Florists	3	189	...	...	3	(x)	(x)	(x)	(x)	(x)	...	...	71	2,145
All other retail stores	120	14,353	102	11,141	18	3,212	23	14	8	1	10	1,259	633	16,103
NEVADA														
Total	689	138,587	431	70,203	258	68,384	524	342	117	65	68	12,740	1,653	49,589
Warehouses, administrative offices, auxiliary units	...	...	...	...	...	...	...	...	...	...	...	...	...	...
Stores	689	138,587	431	70,203	258	68,384	524	342	117	65	68	12,740	1,653	49,589
Stores														
Food group, total	117	30,112	58	17,724	59	12,388	82	69	11	2	17	2,899	209	7,130
Grocery stores	104	28,869	51	17,488	53	11,381	60	53	5	2	12	2,243	164	6,146
Meat markets, fish markets	4	549	2	(x)	2	(x)	(x)	(x)	(x)	(x)	3	440	7	226
Milk dealers	3	522	...	...	3	(x)	(x)	(x)	(x)	(x)	2	216	4	255
Bakery products stores	...	...	...	...	...	...	...	...	...	...	...	...	17	409
Other food stores	6	172	5	(x)	1	(x)	(x)	(x)	(x)	(x)	...	...	17	94
Eating and drinking places	103	9,745	100	9,227	3	518	7	3	3	1	21	2,388	600	14,668
General stores	8	1,543	3	578	5	965	9	6	2	1	1	2,138	22	720
General merchandise group, total	42	16,955	34	11,028	8	5,927	14	10	3	1	...	...	22	785
Department stores	5	8,741	3	(x)	2	(x)	(x)	(x)	(x)	(x)	...	...	...	...
General merchandise, variety stores	37	8,214	31	(x)	6	(x)	(x)	(x)	(x)	(x)	...	...	22	785
Apparel group	45	7,027	44	(x)	1	(x)	(x)	(x)	(x)	(x)	2	163	105	3,833
Furniture, furnishings, appliance group, total	38	6,689	8	667	30	6,022	75	58	12	5	3	431	55	1,713
Furniture stores	17	3,720	4	466	13	3,254	29	18	6	5	...	...	12	405
Floor covering stores	...	...	...	...	...	...	...	...	...	...	1	117	3	101
Other home furnishing stores	4	(x)	2	(x)	2	(x)	(x)	(x)	(x)	(x)	1	(x)	19	(x)
Household appliance stores	16	2,765	2	(x)	14	(x)	(x)	(x)	(x)	(x)	1	285	18	600
Radio stores	1	(x)	...	...	1	(x)	(x)	(x)	(x)	(x)	...	...	3	(x)
Automotive group, total	95	31,790	35	10,786	60	21,004	86	57	24	5	6	1,721	54	2,593
Motor vehicle (new and used) dealers	73	25,537	19	5,340	54	20,197	78	49	24	5	5	1,384	18	1,007
Motor vehicle (used) dealers	15	(x)	14	(x)	1	(x)	(x)	(x)	(x)	(x)	...	...	17	(x)
Tire, battery, accessory dealers	5	739	1	(x)	4	(x)	(x)	(x)	(x)	(x)	1	337	11	403
Other automotive dealers	2	(x)	1	(x)	1	(x)	(x)	(x)	(x)	(x)	...	...	8	(x)
Gasoline service stations	73	6,175	48	3,439	25	2,736	48	32	9	7	3	166	272	7,889
Lumber, building, hardware group, total	41	10,571	5	307	36	10,264	109	56	31	22	4	588	47	2,134
Lumber yards	18	5,986	2	(x)	16	(x)	(x)	(x)	(x)	(x)	...	...	7	250
Building materials dealers	4	698	1	(x)	3	(x)	(x)	(x)	(x)	(x)	...	...	2	118
Paint, glass, wallpaper stores	...	...	...	...	...	...	...	...	...	...	...	...	7	299
Heating, plumbing, electrical supply stores	6	1,463	...	...	6	1,463	33	23	8	2	...	...	7	207
Hardware stores	8	1,470	2	(x)	6	(x)	(x)	(x)	(x)	(x)	2	352	17	946
Farm equipment dealers	5	954	...	...	5	954	11	7	4	...	2	236	7	314
Drug and proprietary stores	46	7,840	39	5,218	7	2,622	7	6	1	...	5	557	33	1,611
Liquor stores	12	1,051	12	1,051	...	...	...	...	...	...	...	...	28	997
Second-hand stores	4	486	2	(x)	2	(x)	(x)	(x)	(x)	(x)	...	...	27	352
Other retail stores, total	65	8,603	43	3,061	22	5,542	82	41	20	21	6	1,689	179	5,164
Fuel dealers, except fuel oil	5	761	...	...	5	761	27	11	5	11	...	...	11	549
Fuel oil dealers	7	2,907	...	...	7	(x)	(x)	(x)	(x)	(x)	2	1,159	7	279
Ice dealers	...	...	...	...	...	...	...	...	...	...	...	...	...	...
Hay, grain, feed stores	6	1,399	2	(x)	4	(x)	(x)	(x)	(x)	(x)	...	...	5	257
Other farm, garden supply stores	...	...	...	...	...	...	...	...	...	...	...	...	...	...
Florists	...	...	...	...	...	...	...	...	...	...	...	...	22	527
All other retail stores	47	3,536	41	2,837	6	699	8	6	1	1	4	530	134	3,552

See footnote at end of table.

Table 14D.—RETAIL TRADE—TRUCKS AND TRUCK-TRACTORS OPERATED, DECEMBER 1948, BY LARGE STORES AND MULTIUNITS—STATE, BY KIND OF BUSINESS—Continued

[See text for explanatory material]

State and kind of business	Large stores and multiunits												Small single-unit stores	
	Stores reporting data on trucks and truck-tractors										Stores not reporting data on trucks or truck-tractors			
	Total		Stores not operating trucks or truck tractors		Stores operating trucks and truck tractors									
							Number of trucks and truck-tractors							
								Manufacturers' rated capacity						
	Stores (Number)	Sales, entire year (Thousand dollars)	Number	Sales, entire year (Thousand dollars)	Number	Sales, entire year (Thousand dollars)	Total	Under 1½ tons	1½ tons	Over 1½ tons	Number	Sales, entire year (Thousand dollars)	Number	Sales, entire year (Thousand dollars)
NEW HAMPSHIRE														
Total	1,490	252,151	831	108,465	659	143,686	1,700	862	513	402	206	51,168	5,845	167,423
Warehouses, administrative offices, auxiliary unit's	...	...	...	...	...	...	16	...	1	15	...	...	...	...
Stores	1,490	252,151	831	108,465	659	143,686	1,761	862	512	387	206	51,168	5,845	167,423
Stores														
Food group, total	274	43,095	117	13,202	157	29,893	437	354	55	28	139	40,948	1,046	58,176
Grocery stores	211	32,565	92	11,676	119	20,889	154	126	13	15	134	40,937	1,395	50,934
Meat markets, fish markets	4	(x)	1	(x)	3	(x)	(x)	(x)	(x)	(x)	...	...	55	(x)
Milk dealers	25	(x)	...	...	25	(x)	(x)	(x)	(x)	(x)	...	...	38	(x)
Bakery products stores	4	545	2	(x)	2	(x)	(x)	(x)	(x)	(x)	...	...	61	1,366
Other food stores	30	(x)	22	(x)	8	(x)	(x)	(x)	(x)	(x)	1	(x)	97	(x)
Eating and drinking places	110	6,645	101	6,032	9	613	10	8	2	...	10	811	1,101	21,943
General stores	3	(x)	1	(x)	2	(x)	(x)	(x)	(x)	(x)	...	...	93	(x)
General merchandise group, total	91	23,943	81	18,433	10	5,510	14	13	1	...	4	291	123	3,093
Department stores	8	8,243	6	(x)	2	(x)	(x)	(x)	(x)	(x)	...	...	...	...
General merchandise, variety stores	83	15,700	75	(x)	8	(x)	(x)	(x)	(x)	(x)	4	291	123	3,093
Apparel group	178	20,220	174	(x)	4	(x)	(x)	(x)	(x)	(x)	10	850	396	11,871
Furniture, furnishings, appliance group, total	144	16,450	71	5,972	73	10,478	174	121	43	10	3	671	356	8,315
Furniture stores	41	7,615	5	838	36	6,777	42	39	28	5	1	113	73	2,798
Floor covering stores	4	372	2	(x)	2	(x)	(x)	(x)	(x)	(x)	...	...	4	330
Other home furnishing stores	7	(x)	2	(x)	2	(x)	(x)	(x)	(x)	(x)	1	(x)	147	(x)
Household appliance stores	86	7,410	58	4,423	28	2,987	84	65	14	5	1	124	83	3,447
Radio stores	6	(x)	1	(x)	5	(x)	(x)	(x)	(x)	(x)	...	...	38	(x)
Automotive group, total	183	48,963	71	16,898	116	32,085	179	94	57	28	19	4,515	169	7,817
Motor vehicle (new and used) dealers	156	43,787	54	14,234	102	29,553	161	82	52	27	18	4,292	58	3,594
Motor vehicle (used) dealers	16	3,766	11	(x)	5	(x)	(x)	(x)	(x)	(x)	...	...	39	1,656
Tire, battery, accessory dealers	14	(x)	5	(x)	9	(x)	(x)	(x)	(x)	(x)	...	...	50	(x)
Other automotive dealers	1	(x)	1	(x)	...	...	...	...	...	...	1	(x)	22	(x)
Gasoline service stations	37	2,529	24	860	13	1,669	32	10	14	8	...	...	821	20,100
Lumber, building, hardware group, total	116	28,219	28	4,508	88	23,711	268	92	103	73	10	1,728	179	5,708
Lumber yards	40	11,022	2	(x)	38	(x)	(x)	(x)	(x)	(x)	2	327	17	707
Building materials dealers	10	1,847	2	(x)	8	(x)	(x)	(x)	(x)	(x)	...	...	4	102
Paint, glass, wallpaper stores	5	347	2	(x)	3	(x)	(x)	(x)	(x)	(x)	...	...	32	710
Heating, plumbing, electrical supply stores	7	688	2	(x)	5	(x)	(x)	(x)	(x)	(x)	2	506	21	756
Hardware stores	44	12,512	19	3,505	25	9,007	66	33	19	14	4	547	82	2,560
Farm equipment dealers	10	1,803	1	(x)	9	(x)	(x)	(x)	(x)	(x)	2	348	14	873
Drug and proprietary stores	42	4,687	40	(x)	2	(x)	(x)	(x)	(x)	(x)	4	439	182	8,341
Liquor stores	40	13,840	40	13,840	...	...	...	...	...	...	...	...	...	...
Second-hand stores	2	(x)	...	...	2	(x)	(x)	(x)	(x)	(x)	...	...	63	(x)
Other retail stores, total	266	43,094	83	4,819	183	38,275	634	161	233	240	7	915	720	18,116
Fuel dealers, except fuel oil	27	4,731	2	(x)	25	(x)	(x)	(x)	(x)	(x)	3	616	68	2,306
Fuel oil dealers	50	10,076	1	(x)	49	(x)	(x)	(x)	(x)	(x)	1	149	112	4,522
Ice dealers	...	...	...	...	...	...	...	...	...	...	...	...	39	275
Hay, grain, feed stores	109	23,946	8	509	101	23,437	227	71	66	90	...	...	22	1,037
Other farm, garden supply stores	...	...	...	...	...	...	...	...	...	...	...	...	1	26
Florists	6	121	4	(x)	2	(x)	(x)	(x)	(x)	(x)	...	...	36	855
All other retail stores	76	4,220	70	3,482	6	738	6	4	1	1	3	150	442	9,095
NEW JERSEY														
Total	10,869	2,512,631	6,998	1,281,942	3,867	1,230,689	12,300	5,944	2,800	3,604	1,514	409,874	56,711	1,556,700
Warehouses, administrative offices, auxiliary units	...	...	...	...	...	...	188	28	26	134	...	...	...	...
Stores	10,869	2,512,631	6,998	1,281,942	3,867	1,230,689	12,112	5,916	2,836	3,560	1,514	409,874	56,711	1,556,700
Stores														
Food group, total	2,554	529,970	1,662	310,033	892	219,937	3,487	2,444	729	314	622	245,289	17,799	482,643
Grocery stores	1,826	458,595	1,106	267,860	720	190,735	2,699	1,915	548	236	486	228,863	8,595	248,619
Meat markets, fish markets	287	43,770	136	14,556	151	29,214	198	165	25	8	31	4,661	1,885	66,664
Milk dealers	155	7,404	5	1,227	150	76,172	2,046	1,284	512	246	10	2,880	290	12,317
Bakery products stores	134	14,674	102	8,076	32	5,598	242	132	43	10	13	1,520	1,111	34,576
Other food stores	453	99,042	443	17,764	108	18,218	602	348	101	35	74	7,365	5,898	120,467
Eating and drinking places	944	111,342	912	93,455	31	17,887	184	172	9	3	174	16,474	13,590	337,626
General stores	4	522	2	(x)	2	(x)	(x)	(x)	(x)	(x)	1	149	66	2,161
General merchandise group, total	465	314,272	406	146,925	59	123,047	142	77	35	30	32	4,613	1,332	31,265
Department stores	43	125,988	14	14,141	29	111,847	104	69	32	3	...	...	...	...
General merchandise, variety stores	422	188,284	392	132,784	30	11,200	38	28	3	7	32	4,613	1,332	31,265
Apparel group	1,071	204,868	1,033	113,481	38	17,477	44	37	6	1	152	26,187	4,236	126,481
Furniture, furnishings, appliance group, total	651	146,228	466	54,854	185	132,964	1,133	738	277	118	54	9,382	2,266	72,742
Furniture stores	151	77,418	79	14,614	72	62,804	412	192	156	104	21	4,037	514	20,616
Floor covering stores	70	11,664	15	2,896	55	8,768	116	41	33	42	2	266	234	8,144
Other home furnishing stores	4	11,571	60	8,206	14	3,365	90	25	4	1	8	1,140	726	17,111
Household appliance stores	87	47,410	17	4,480	70	42,830	408	428	56	14	16	4,035	508	20,319
Radio stores	34	10,961	44	10,259	30	14,196	16	132	8	2	12	904	264	8,602

Table 14D.—RETAIL TRADE—TRUCKS AND TRUCK-TRACTORS OPERATED, DECEMBER 1948, BY LARGE STORES AND MULTIUNITS—STATE, BY KIND OF BUSINESS—Continued

[See text for explanatory material]

State and kind of business	Large stores and multiunits												Small single-unit stores	
	Stores reporting data on trucks and truck-tractors										Stores not reporting data on trucks or truck-tractors			
	Total		Stores not operating trucks or truck-tractors		Stores operating trucks and truck-tractors									
							Number of trucks and truck-tractors							
								Manufacturers' rated capacity						
	Stores (Number)	Sales, entire year (Thousand dollars)	Number	Sales, entire year (Thousand dollars)	Number	Sales, entire year (Thousand dollars)	Total	Under 1½ tons	1½ tons	Over 1½ tons	Number	Sales, entire year (Thousand dollars)	Number	Sales, entire year (Thousand dollars)
NEW JERSEY--Continued														
Stores--Continued														
Automotive group, total	1,263	494,817	726	225,781	537	269,036	917	649	168	100	161	63,531	871	32,491
Motor vehicle (new and used) dealers	844	405,943	426	163,490	418	242,453	722	518	131	73	119	55,865	129	7,990
Motor vehicle (used) dealers	212	57,179	197	51,200	15	5,979	26	12	6	8	27	6,345	276	11,132
Tire, battery, accessory dealers	183	24,303	95	9,460	88	14,843	141	109	20	12	10	759	368	10,561
Other automotive dealers	24	7,392	8	1,631	16	5,761	28	10	11	7	5	562	98	2,808
Gasoline service stations	388	32,155	291	21,307	97	10,848	167	106	24	37	44	4,439	5,946	159,320
Lumber, building, hardware group, total	736	208,167	126	25,174	610	182,993	2,198	578	614	1,006	75	15,468	1,762	57,336
Lumber yards	359	129,912	23	7,252	336	122,660	1,438	211	467	760	22	5,610	108	5,118
Building materials dealers	62	20,278	12	3,266	50	16,912	279	43	49	187	9	1,581	79	3,148
Paint, glass, wallpaper stores	96	12,219	34	2,921	62	9,298	94	70	21	3	7	754	338	9,977
Heating, plumbing, electrical supply stores	49	8,920	11	1,263	38	7,657	115	65	34	16	10	1,701	237	8,390
Hardware stores	133	23,576	34	7,936	99	15,640	139	115	10	14	21	3,750	959	28,777
Farm equipment dealers	57	13,262	12	2,436	45	10,826	133	74	33	26	6	2,072	41	1,926
Drug and proprietary stores	367	57,121	304	43,018	63	14,103	109	105	4	...	32	3,144	1,341	55,637
Liquor stores	246	29,256	118	12,173	128	17,083	162	146	14	2	37	5,841	1,122	52,163
Second-hand stores	45	2,079	29	567	16	1,512	48	6	14	28	2	104	456	5,169
Other retail stores, total	1,363	293,886	623	(x)	740	(x)	(x)	(x)	(x)	(x)	123	17,153	5,944	140,616
Fuel dealers, except fuel oil	293	67,571	22	5,596	271	61,975	1,424	262	336	826	15	2,979	486	19,040
Fuel oil dealers	201	71,961	12	5,100	189	66,861	1,346	299	199	848	14	3,449	279	10,285
Ice dealers	7	143	2	(x)	5	(x)	(x)	(x)	(x)	(x)	2	15	139	1,291
Hay, grain, feed stores	166	69,316	22	6,698	144	62,618	489	104	161	224	15	3,407	97	4,628
Other farm, garden supply stores	22	5,772	6	859	16	4,913	41	18	13	10	1	789	31	675
Florists	41	1,816	13	259	28	1,557	46	42	3	1	3	206	676	12,888
All other retail stores	633	77,307	546	51,195	87	26,112	159	135	18	6	73	6,308	4,236	91,809
NEW MEXICO														
Total	1,322	268,831	779	131,250	543	137,581	1,156	624	366	166	348	54,307	6,172	154,415
Warehouses, administrative offices, auxiliary units	...	...	...	...	...	...	...	...	...	...	...	...	...	...
Stores	1,322	268,831	779	131,250	543	137,581	1,156	624	366	166	348	54,307	6,172	154,415
Stores														
Food group, total	220	50,289	144	34,850	76	15,439	143	81	60	2	71	11,627	1,807	38,165
Grocery stores	209	47,245	137	34,512	72	12,733	82	74	6	2	66	11,104	1,686	36,030
Meat markets, fish markets	2	(x)	2	(x)	...	...	...	...	...	...	2	(x)	8	(x)
Milk dealers	1	(x)	...	...	1	(x)	(x)	(x)	(x)	(x)	...	...	1	(x)
Bakery products stores	3	370	1	(x)	2	(x)	(x)	(x)	(x)	(x)	1	156	36	1,071
Other food stores	5	220	4	(x)	1	(x)	(x)	(x)	(x)	(x)	2	279	76	747
Eating and drinking places	84	7,255	80	6,491	4	764	7	4	2	1	38	2,307	1,400	28,449
General stores	39	7,508	17	2,347	22	5,161	41	25	12	4	7	766	127	4,006
General merchandise group, total	116	36,115	97	25,184	19	10,931	34	21	8	5	13	1,448	158	4,432
Department stores	9	11,446	5	3,714	4	7,732	8	3	2	3	...	...	...	...
General merchandise, variety stores	107	24,669	92	21,470	15	3,199	26	18	6	2	13	1,448	158	4,432
Apparel group	98	16,099	95	14,625	3	1,474	3	2	1	...	26	3,836	244	8,403
Furniture, furnishings, appliance group, total	116	(x)	45	(x)	71	(x)	(x)	(x)	(x)	(x)	13	(x)	175	(x)
Furniture stores	50	9,907	5	294	45	9,613	85	65	14	6	6	668	70	2,364
Floor covering stores	2	(x)	1	(x)	1	(x)	(x)	(x)	(x)	(x)	1	(x)	8	(x)
Other home furnishing stores	3	168	2	(x)	1	(x)	(x)	(x)	(x)	(x)	...	...	23	415
Household appliance stores	61	5,991	37	2,254	24	3,737	56	53	3	...	6	514	68	2,467
Radio stores	...	...	...	...	...	...	...	...	...	...	...	...	6	81
Automotive group, total	189	57,247	78	17,345	111	39,902	191	124	46	21	80	19,534	163	6,750
Motor vehicle (new and used) dealers	153	51,092	63	14,994	90	36,098	152	94	43	15	54	16,405	25	1,366
Motor vehicle (used) dealers	13	(x)	10	(x)	3	(x)	(x)	(x)	(x)	(x)	8	(x)	66	(x)
Tire, battery, accessory dealers	21	2,915	4	426	17	2,489	28	27	1	...	15	1,249	60	2,283
Other automotive dealers	2	(x)	1	(x)	1	(x)	(x)	(x)	(x)	(x)	3	(x)	12	(x)
Gasoline service stations	65	6,451	40	3,200	25	3,251	35	20	7	8	28	2,799	984	26,432
Lumber, building, hardware group, total	182	43,511	49	8,720	133	34,791	336	132	139	65	28	4,015	183	7,305
Lumber yards	92	22,843	27	5,478	65	17,365	165	35	86	44	12	2,190	36	1,448
Building materials dealers	9	2,662	1	(x)	8	(x)	(x)	(x)	(x)	(x)	1	126	19	772
Paint, glass, wallpaper stores	6	791	2	(x)	4	(x)	(x)	(x)	(x)	(x)	1	169	17	650
Heating, plumbing, electrical supply stores	7	2,871	...	...	7	2,871	19	9	9	1	2	145	18	510
Hardware stores	25	5,790	11	(x)	14	(x)	(x)	(x)	(x)	(x)	6	354	66	2,324
Farm equipment dealers	43	8,654	8	983	35	7,671	79	39	25	15	6	1,031	27	1,601
Drug and proprietary stores	50	7,235	43	6,266	7	1,029	7	7	...	...	20	3,854	144	6,091
Liquor stores	28	2,991	20	1,920	8	1,071	9	6	3	...	6	382	221	5,721
Second-hand stores	8	(x)	6	(x)	2	(x)	(x)	(x)	(x)	(x)	2	(x)	85	(x)
Other retail stores, total	127	17,398	65	7,553	62	9,845	203	83	66	54	16	1,999	481	12,122
Fuel dealers, except fuel oil	28	(x)	2	(x)	26	(x)	(x)	(x)	(x)	(x)	1	(x)	20	(x)
Fuel oil dealers	1	(x)	...	...	1	(x)	(x)	(x)	(x)	(x)	...	...	2	(x)
Ice dealers	1	(x)	...	...	1	(x)	(x)	(x)	(x)	(x)	...	...	2	(x)
Hay, grain, feed stores	29	5,533	8	1,679	21	3,854	52	26	11	15	2	158	55	2,269
Other farm, garden supply stores	4	635	3	(x)	1	(x)	(x)	(x)	(x)	(x)	2	661	9	348
Florists	4	(x)	3	(x)	1	(x)	(x)	(x)	(x)	(x)	1	(x)	40	(x)
All other retail stores	60	6,996	49	5,033	11	1,963	22	17	3	2	10	950	353	7,730

See footnote at end of table.

Table 14D.—RETAIL TRADE—TRUCKS AND TRUCK-TRACTORS OPERATED, DECEMBER 1948, BY LARGE STORES AND MULTIUNITS—STATE, BY KIND OF BUSINESS—Continued

[See text for explanatory material]

State and kind of business	Large stores and multiunits												Small single-unit stores	
	Stores reporting data on trucks and truck-tractors										Stores not reporting data on trucks or truck-tractors			
	Total		Stores not operating trucks or truck tractors		Stores operating trucks and truck-tractors									
							Number of trucks and truck-tractors							
								Manufacturers' rated capacity						
	Stores (Number)	Sales, entire year (Thousand dollars)	Number	Sales, entire year (Thousand dollars)	Number	Sales, entire year (Thousand dollars)	Total	Under 1½ tons	1½ tons	Over 1½ tons	Number	Sales, entire year (Thousand dollars)	Number	Sales, entire year (Thousand dollars)
NEW YORK														
Total	39,659	8,46[illegible],277	24,811	5,355,520	8,848	3,107,757	26,612	1[illegible],219	6,741	6,652	6,337	1,619,375	156,286	4,543,874
Warehouse, administrative offices, auxiliary units	...	...	...	...	...	...	940	132	223	585	...	...	...	...
Stores	39,659	[illegible],463,277	24,811	5,355,520	8,848	3,107,757	25,672	1[illegible],087	6,518	6,067	6,337	1,619,375	156,286	4,543,874
Stores														
Food group, total	9,408	1,659,681	7,227	1,100,649	2,181	559,032	8,474	6,387	1,439	648	2,333	191,116	48,488	1,480,681
Grocery stores	4,988	994,240	3,915	788,346	1,073	205,894	1,465	1,254	162	49	1,453	674,943	22,244	717,998
Meat markets, fish markets	1,624	242,001	1,137	151,685	487	90,316	598	467	103	28	421	57,926	7,538	286,802
Milk dealers	314	202,624	14	3,460	300	199,164	4,970	3,439	1,033	498	31	8,212	444	20,86[illegible]
Bakery products stores	577	63,372	510	50,604	67	12,768	283	274	9	...	102	12,514	2,819	91,535
Other food stores	1,905	157,444	1,651	106,554	254	50,890	1,158	953	132	3	326	37,521	15,443	363,484
Eating and drinking places	3,394	584,006	3,232	506,104	162	77,902	290	182	91	17	867	128,296	33,471	960,280
General stores	42	[illegible],083	22	(x)	20	(x)	(x)	(x)	(x)	(x)	5	606	512	17,369
General merchandise group, total	1,289	1,421,505	1,159	1,001,307	130	420,198	443	279	62	102	109	48,954	4,123	88,266
Department stores	156	1,100,859	76	703,232	80	397,627	365	235	43	87	6	35,1[illegible]5	...	...
General merchandise, variety stores	1,133	320,646	1,083	298,075	50	22,571	78	44	19	15	103	1[illegible],779	4,123	88,266
Apparel group	4,607	1,220,618	4,496	1,098,944	111	121,674	192	16[illegible]	21	8	712	142,384	13,870	383,694
Furniture, furnishings, appliance group, total	2,531	564,215	1,327	294,823	1,204	269,392	2,015	1,279	548	188	371	78,070	7,446	208,164
Furniture stores	946	241,135	433	112,979	513	128,156	875	357	386	132	122	30,054	1,457	53,629
Floor covering stores	215	4[illegible],[illegible]68	87	14,203	128	20,665	204	155	40	9	34	6,220	717	22,3[illegible]6
Other home furnishing stores	286	51,677	233	40,466	53	11,211	74	55	17	2	51	6,987	2,959	57,826
Household appliance stores	764	143,132	376	68,336	388	74,796	683	555	87	41	104	21,232	1,507	52,338
Radio stores	320	93,403	198	58,839	122	34,564	179	157	18	4	60	13,577	806	21,995
Automotive group, total	2,863	1,204,487	1,647	589,016	1,216	615,471	2,096	1,388	517	191	669	248,060	2,290	86,392
Motor vehicle (new and used) dealers	1,374	976,147	912	416,776	962	559,371	1,664	1,050	456	158	470	196,939	42	24,973
Motor vehicle (used) dealers	493	161,433	454	146,261	39	15,172	55	33	1	9	123	41,221	687	27,100
Tire, battery, accessory dealers	429	54,542	237	19,879	192	34,663	351	285	43	23	56	6,546	880	24,848
Other automotive dealers	67	12,365	44	6,100	23	6,265	26	20	5	1	20	3,354	296	9,4[illegible]1
Gasoline service stations	1,013	91,925	760	59,228	253	32,697	426	230	99	97	204	19,470	11,319	330,584
Lumber, building, hardware group, total	1,866	444,100	404	70,30[illegible]	1,462	373,79[illegible]	4,262	1,506	1,617	1,139	249	53,366	4,960	168,369
Lumber yards	711	206,107	59	10,568	652	195,539	2,189	378	1,043	768	64	22,900	390	19,695
Building materials dealers	149	4[illegible],[illegible]28	25	4,536	124	38,792	531	107	205	219	25	6,810	170	7,716
Paint, glass, wallpaper stores	206	24,194	92	7,527	114	16,667	157	100	4	14	23	2,291	1,094	29,427
Heating, plumbing, electrical supply stores	150	26,790	29	4,141	121	22,649	419	304	94	16	21	[illegible],307	552	20,944
Hardware stores	437	102,411	169	38,999	268	63,412	517	82	85	50	66	8,420	2,451	77,327
Farm equipment dealers	213	41,270	30	4,5[illegible]6	183	36,734	449	230	147	72	50	9,638	273	13,260
Drug and proprietary stores	1,140	166,501	1,065	154,541	75	11,960	55	50	5	...	203	2[illegible],465	4,829	181,344
Liquor stores	665	113,297	571	90,479	94	22,818	241	167	67		160	24,893	3,566	164,917
Second-hand stores	151	11,595	133	9,165	18	2,430	55	18	28	9	20	1,574	1,774	21,829
Other retail stores, total	4,690	974,264	2,768	(x)	1,922	(x)	(x)	(x)	(x)	(x)	435	56,521	19,638	451,985
Fuel dealers, except fuel oil	640	206,390	70	22,010	570	184,380	2,829	335	818	1,676	7	1,846	1,082	43,618
Fuel oil dealers	434	143,100	2	11,291	402	131,809	2,155	309	425	1,421	4	2,12[illegible]	458	21,117
Ice dealers	24	3,208	4	(x)	20	(x)	(x)	(x)	(x)	(x)	...	...	412	3,463
Hay, grain, feed stores	736	198,055	157	29,228	579	168,827	1,306	318	596	392	52	10,528	305	14,085
Other farm, garden supply stores	6[illegible]	11,752	34	5,[illegible]	33	6,21[illegible]	133	63	40	30	2	229	101	3,064
Florists	169	1[illegible],025	88	[illegible],970	81	9,055	119	94	12	13	28	1,33[illegible]	1,664	35,000
All other retail stores	2,620	39[illegible],734	2,383	306,720	237	92,014	345	281	43	21	142	40,458	15,616	331,638
NORTH CAROLINA														
Total	6,221	1,294,961	3,537	596,216	2,684	698,745	6,653	3,413	1,955	785	910	234,376	33,749	719,323
Warehouse, administrative offices, auxiliary units	...	...	...	...	...	...	68	18	18	32	...	...	...	...
Stores	6,221	1,294,961	3,537	596,216	2,684	698,745	6,585	3,895	1,937	753	910	234,376	33,749	719,323
Stores														
Food group, total	836	[illegible]	[illegible]	56,516	417	[illegible]	814	674	11[illegible]	25	319	111,886	14,179	248,851
Grocery stores	761	11[illegible],032	387	[illegible]	374	58,480	504	424	64	16	307	109,979	13,309	235,014
Meat markets, fish markets	[illegible]	[illegible]	[illegible]	(x)	[illegible]	(x)	(x)	(x)	(x)	(x)	[illegible]	453	334	5,580
Milk dealers	[illegible]	[illegible]	...	...	17	6,347	171	170	[illegible]	[illegible]	...	...	15	61
Bakery products stores	[illegible]	[illegible]	5	(x)	2	(x)	(x)	(x)	(x)	(x)	1	[illegible]	101	2,871
Other food stores	[illegible]	[illegible]	[illegible]	[illegible]	17	[illegible]	[illegible]	116	[illegible]	[illegible]	[illegible]	1,[illegible]11	470	4,769
Eating and drinking places	[illegible]	[illegible]	[illegible]	1[illegible],[illegible]13	15	[illegible],111	15	15	...	...	28	[illegible]	5,06[illegible]	71,14[illegible]
General stores	[illegible]	[illegible]	[illegible]	[illegible]	[illegible]	16,441	[illegible]	[illegible]	[illegible]	16	11	[illegible]	[illegible]	[illegible]
General merchandise group, total	[illegible]	[illegible]	[illegible]	[illegible]	[illegible]	95,[illegible]	208	118	[illegible]	[illegible]	41	11,721	788	23,088
Department stores	[illegible]	[illegible]	10	[illegible]	[illegible]	74,[illegible]47	[illegible]	[illegible]	[illegible]	[illegible]	2	5,144	...	...
General merchandise, variety stores	[illegible]	[illegible]	[illegible]	[illegible]	84	21,615	[illegible]	[illegible]	[illegible]	[illegible]	39	[illegible]	788	23,088
Apparel group	[illegible]	[illegible]	[illegible]	[illegible]	[illegible]	[illegible]	28	[illegible]	[illegible]	1	94	15,629	1,106	34,802
Furniture, furnishings, appliance group, total	[illegible]	[illegible]	[illegible]	[illegible]	[illegible]	[illegible]	[illegible]	1,0[illegible]1	[illegible]	35	64	[illegible],384	1,226	42,882
Furniture stores	[illegible]	[illegible]	[illegible]	(x)	[illegible]	(x)	(x)	(x)	(x)	(x)	[illegible]	5,848	[illegible]	[illegible]
Floor covering stores	[illegible]	[illegible]	...	...	[illegible]	[illegible]	[illegible]	11	[illegible]	...	...	...	31	[illegible]
Other home furnishing stores	[illegible]	[illegible]	7	[illegible]	3	[illegible]	[illegible]	[illegible]	1	...	5	[illegible]	[illegible]	1,051
Household appliance stores	[illegible]	[illegible]	[illegible]	[illegible]	[illegible]	[illegible]	[illegible]	[illegible]	[illegible]	[illegible]	[illegible]	[illegible]	[illegible]	12,[illegible]
Radio stores	[illegible]	[illegible]	[illegible]	[illegible]	[illegible]	(x)	(x)	(x)	(x)	(x)	...	...	[illegible]	1,308

[illegible]

Table 14D.—RETAIL TRADE—TRUCKS AND TRUCK-TRACTORS OPERATED, DECEMBER 1948, BY LARGE STORES AND MULTIUNITS—STATE, BY KIND OF BUSINESS—Continued

[See text for explanatory material]

State and kind of business	Large stores and multiunits												Small single-unit stores	
	Stores reporting data on trucks and truck-tractors										Stores not reporting data on trucks or truck-tractors			
	Total		Stores not operating trucks or truck-tractors		Stores operating trucks and truck-tractors									
							Number of trucks and truck-tractors							
								Manufacturers' rated capacity						
	Stores (Number)	Sales, entire year (Thousand dollars)	Number	Sales, entire year (Thousand dollars)	Number	Sales, entire year (Thousand dollars)	Total	Under 1½ tons	1½ tons	Over 1½ tons	Number	Sales, entire year (Thousand dollars)	Number	Sales, entire year (Thousand dollars)
NORTH CAROLINA--Continued														
Stores--Continued														
Automotive group, total	1,000	313,479	434	110,257	566	203,222	989	628	251	110	150	49,443	757	30,990
Motor vehicle (new and used) dealers	744	270,726	282	85,471	462	185,255	802	468	230	104	128	43,963	147	8,368
Motor vehicle (used) dealers	92	19,688	81	17,326	11	2,362	19	9	8	2	17	4,939	168	6,734
Tire, battery, accessory dealers	151	20,926	63	6,467	88	14,459	162	147	12	3	3	393	394	14,534
Other automotive dealers	13	2,139	8	993	5	1,146	6	4	1	1	2	148	48	1,354
Gasoline service stations	322	43,863	232	14,496	90	10,367	140	78	50	12	36	3,940	5,806	112,397
Lumber, building, hardware group, total	571	140,063	80	14,279	491	125,784	1,546	657	611	278	64	14,321	60	31,703
Lumber yards	135	47,990	7	1,965	128	46,025	526	43	304	179	15	5,697	41	2,109
Building materials dealers	56	18,286	3	783	53	17,503	255	66	104	85	4	690	74	3,109
Paint, glass, wallpaper stores	29	3,292	8	(x)	21	(x)	(x)	(x)	(x)	(x)	2	336	57	1,584
Heating, plumbing, electrical supply stores	25	3,739	1	(x)	24	(x)	(x)	(x)	(x)	(x)	4	583	109	3,952
Hardware stores	184	37,711	40	8,787	144	28,924	265	169	75	21	24	3,260	395	16,604
Farm equipment dealers	142	29,045	21	2,231	121	27,814	322	227	104	41	15	3,155	84	4,345
Drug and proprietary stores	183	29,113	168	26,991	15	2,182	16	16	...	...	2	3,604	73	34,082
Liquor stores	99	45,478	91	(x)	8	(x)	(x)	(x)	(x)	(x)	1	232	25	428
Second-hand stores	15	1,053	8	(x)	7	(x)	(x)	(x)	(x)	(x)	3	98	186	2,971
Other retail stores, total	694	110,002	291	28,435	403	81,567	1,408	570	595	243	72	10,168	2,199	60,658
Fuel dealers, except fuel oil	105	16,286	6	212	99	16,074	688	280	331	77	6	785	272	9,331
Fuel oil dealers	16	2,502	3	428	13	2,074	80	27	34	19	1	199	41	1,985
Ice dealers	8	1,208	2	(x)	6	(x)	(x)	(x)	(x)	(x)	14	2,036	24	34
Hay, grain, feed stores	201	42,115	43	6,666	158	35,471	296	93	127	76	12	1,861	263	9,244
Other farm, garden supply stores	86	11,113	15	2,193	71	14,924	141	36	42	63	7	1,437	95	4,259
Florists	1	1,098	2	(x)	15	(x)	(x)	(x)	(x)	(x)	1	114	311	5,497
All other retail stores	261	29,634	220	16,784	41	10,850	86	63	15	8	31	3,536	1,193	29,610
NORTH DAKOTA														
Total	1,401	379,969	1,065	171,950	836	208,019	1,456	910	428	118	220	34,410	4,080	193,803
Warehouses, administrative offices, auxiliary units	...	...	...	...	...	...	...	...	...	...	...	...	...	...
Stores	1,401	379,969	1,065	171,950	836	208,019	1,456	910	428	118	220	34,410	6,080	193,803
Stores														
Food group, total	272	46,203	171	28,848	101	17,625	139	127	8	4	29	4,011	1,240	45,369
Grocery stores	248	44,083	159	28,190	89	15,893	108	102	6	...	27	3,939	1,061	40,356
Meat markets, fish markets	7	756	...	...	7	756	10	8	2	...	...	...	65	2,584
Milk dealers	4	667	1	(x)	3	(x)	(x)	(x)	(x)	(x)	...	...	1	17
Bakery products stores	...	...	...	...	...	...	...	...	...	...	...	...	50	1,672
Other food stores	13	746	11	(x)	2	(x)	(x)	(x)	(x)	(x)	2	72	70	750
Eating and drinking places	129	(x)	127	(x)	2	(x)	(x)	(x)	(x)	(x)	24	(x)	1,625	(x)
General stores	35	5,779	26	3,624	9	2,155	12	11	1	...	7	884	40	3,645
General merchandise group, total	105	45,452	93	32,439	12	12,939	19	15	3	1	9	1,442	137	4,574
Department stores	20	21,756	14	9,645	6	12,111	10	7	2	1	...	...	...	...
General merchandise, variety stores	85	23,702	80	22,834	6	868	9	8	1	...	9	1,427	137	4,574
Apparel group	94	18,690	92	(x)	2	(x)	(x)	(x)	(x)	(x)	14	2,654	201	7,601
Furniture, furnishings, appliance group, total	99	(x)	42	(x)	57	(x)	(x)	(x)	(x)	(x)	8	(x)	214	(x)
Furniture stores	40	6,326	10	1,798	29	6,528	54	43	11	...	2	(x)	41	1,707
Floor covering stores	1	(x)	1	(x)	...	...	...	...	...	...	...	...	9	(x)
Other home furnishing stores	1	(x)	1	(x)	...	...	...	...	...	...	1	(x)	8	(x)
Household appliance stores	57	9,732	30	1,878	2	3,854	56	54	1	1	4	405	130	4,509
Radio stores	1	(x)	...	...	1	(x)	(x)	(x)	(x)	(x)	1	(x)	16	(x)
Automotive group, total	203	96,521	122	28,060	181	68,461	304	181	81	42	40	4,134	253	9,318
Motor vehicle (new and used) dealers	165	88,568	101	23,256	164	65,312	296	156	94	46	13	1,406	76	4,862
Motor vehicle (used) dealers	1	(x)	10	(x)	1	(x)	(x)	(x)	(x)	(x)	2	(x)	22	(x)
Tire, battery, accessory dealers	23	2,991	9	868	14	2,123	24	21	1	2	3	182	130	2,696
Other automotive dealers	2	(x)	2	(x)	...	...	...	...	...	...	2	(x)	19	(x)
Gasoline service stations	119	16,763	49	4,657	70	12,306	142	43	74	25	6	542	813	21,436
Lumber, building, hardware group, total	646	111,026	42	13,795	374	97,631	606	3	441	162	4	3,316	68	13,684
Lumber yards	230	31,482	151	14,321	79	17,161	147	43	93	11	14	1,269	63	2,984
Building materials dealers	5	700	1	(x)	4	(x)	(x)	(x)	(x)	(x)	...	...	12	97
Paint, glass, wallpaper stores	6	890	2	(x)	4	(x)	(x)	(x)	(x)	(x)	...	...	20	684
Heating, plumbing, electrical supply stores	9	1,450	...	...	9	1,507	34	33	1	...	1	564	58	2,177
Hardware stores	55	12,163	29	3,333	26	8,826	81	66	11	4	7	678	382	14,716
Farm equipment dealers	311	63,884	54	15,409	222	66,445	346	216	113	17	23	5,494	224	12,415
Drug and proprietary stores	21	5,076	21	(x)	1	(x)	(x)	(x)	(x)	(x)	14	2,108	179	7,190
Liquor stores	11	1,401	10	1,471	...	...	...	...	...	...	2	148	223	7,583
Second-hand stores	4	284	2	(x)	1	(x)	(x)	(x)	(x)	(x)	...	...	27	(x)
Other retail stores, total	51	8,244	25	2,914	26	5,925	53	5	28	6	6	687	291	8,095
Fuel dealers, except fuel oil	11	1,683	1	(x)	10	(x)	(x)	(x)	(x)	(x)	...	...	25	991
Fuel oil dealers	...	...	...	...	...	...	...	...	...	...	...	...	4	139
Ice dealers	...	...	...	...	...	...	...	...	...	...	...	...	6	92
Hay, grain, feed stores	2	(x)	...	...	2	(x)	(x)	(x)	(x)	(x)	...	...	14	(x)
Other farm, garden supply stores	5	1,008	2	(x)	3	(x)	(x)	(x)	(x)	(x)	...	...	5	222
Florists	2	(x)	...	...	2	(x)	(x)	(x)	(x)	(x)	...	...	14	(x)
All other retail stores	31	5,110	22	2,367	9	2,740	15	14	1	...	6	687	223	5,903

See footnote at end of table.

Table 14D.—RETAIL TRADE—TRUCKS AND TRUCK-TRACTORS OPERATED, DECEMBER 1948, BY LARGE STORES AND MULTIUNITS—STATE, BY KIND OF BUSINESS—Continued

[See text for explanatory material]

State and kind of business	Large stores and multiunits												Small single-unit stores	
	Stores reporting data on trucks and truck-tractors										Stores not reporting data on trucks or truck-tractors			
	Total		Stores not operating trucks or truck tractors		Stores operating trucks and truck-tractors									
							Number of trucks and truck-tractors							
								Manufacturers' rated capacity						
	Stores (Number)	Sales, entire year (Thousand dollars)	Number	Sales, entire year (Thousand dollars)	Number	Sales, entire year (Thousand dollars)	Total	Under 1½ tons	1½ tons	Over 1½ tons	Number	Sales, entire year (Thousand dollars)	Number	Sales, entire year (Thousand dollars)
OHIO														
Total	17,476	4,397,949	11,197	2,172,393	6,279	2,225,556	18,920	10,103	5,906	2,911	4,199	939,796	65,296	2,035,428
Warehouses, administrative offices, auxiliary units	...	...	...	...	...	...	766	231	147	388	...	...	...	...
Stores	17,476	[illegible]	11,197	2,172,393	6,279	2,225,556	18,154	9,872	5,759	2,523	4,199	939,796	65,296	2,035,428
Stores														
Food group, total	4,254	849,128	2,925	526,940	1,329	322,188	5,037	3,803	987	247	1,260	336,048	19,380	631,168
Grocery stores	2,694	599,298	1,846	446,877	848	152,421	1,036	876	127	33	966	306,713	13,043	457,123
Meat markets, fish markets	304	47,591	201	28,784	103	18,807	136	115	14	7	80	11,437	1,161	50,421
Milk dealers	179	119,030	6	4,361	173	114,669	2,966	2,036	751	179	19	4,364	107	4,784
Bakery products stores	174	9,437	152	6,847	22	2,590	55	46	9	...	76	4,677	915	25,656
Other food stores	903	73,772	720	40,071	183	33,701	844	730	86	28	119	8,857	4,154	93,184
Eating and drinking places	1,304	137,780	1,247	125,236	57	12,544	256	238	11	7	624	61,069	15,338	425,937
General stores	57	12,070	22	4,838	35	7,232	53	39	14	...	12	1,238	571	18,472
General merchandise group, total	928	873,917	792	417,418	136	456,499	610	294	153	163	92	51,291	992	28,281
Department stores	139	671,349	73	232,506	66	438,843	512	227	125	160	8	42,840	...	...
General merchandise, variety stores	789	202,568	719	184,912	70	17,656	98	67	28	3	84	8,451	992	28,281
Apparel group	1,655	301,716	1,627	279,530	28	22,186	79	74	4	1	327	64,697	3,151	99,815
Furniture, furnishings, appliance group, total	1,196	227,936	447	68,625	749	159,311	1,372	929	333	110	247	44,261	2,875	87,359
Furniture stores	603	136,419	154	25,962	449	110,457	786	409	281	96	108	20,768	691	28,396
Floor covering stores	68	13,534	18	2,299	50	11,235	113	99	10	4	16	3,184	185	7,063
Other home furnishing stores	69	15,182	54	12,583	15	2,599	36	27	8	1	15	1,900	559	9,076
Household appliance stores	416	57,150	199	24,619	217	32,531	410	369	33	8	95	15,605	1,079	36,459
Radio stores	40	5,651	22	3,162	18	2,489	27	25	1	1	13	2,804	361	6,365
Automotive group, total	2,270	842,640	1,110	292,266	1,160	550,374	1,898	1,401	345	152	613	230,140	1,996	76,710
Motor vehicle (new and used) dealers	1,461	690,520	582	195,538	879	494,982	1,386	942	301	143	432	186,823	450	25,373
Motor vehicle (used) dealers	345	84,640	305	71,353	40	13,287	43	36	5	2	121	34,607	548	22,270
Tire, battery, accessory dealers	394	53,974	184	19,197	210	34,777	377	341	31	5	37	4,316	735	20,930
Other automotive dealers	70	13,506	39	6,178	31	7,328	92	82	8	2	23	4,394	263	8,137
Gasoline service stations	939	105,699	773	83,009	166	22,690	256	167	55	34	171	19,595	7,882	253,620
Lumber, building, hardware group, total	1,886	452,800	410	61,829	1,476	390,971	4,479	1,624	1,871	984	291	47,596	3,399	127,316
Lumber yards	568	195,626	31	4,367	537	191,259	1,760	348	1,006	406	50	12,167	210	10,225
Building materials dealers	201	68,167	32	11,358	169	56,809	1,146	167	494	485	26	5,143	194	8,566
Paint, glass, wallpaper stores	176	14,308	130	6,767	46	7,541	61	51	9	1	34	2,603	475	11,402
Heating, plumbing, electrical supply stores	144	24,261	19	2,778	125	21,483	367	278	76	13	29	4,633	590	20,607
Hardware stores	428	89,810	138	28,856	290	60,954	457	363	77	17	63	9,303	1,469	53,210
Farm equipment dealers	369	60,628	60	7,703	309	52,925	688	417	209	62	89	13,747	461	23,306
Drug and proprietary stores	694	111,902	652	105,547	42	6,355	44	44	...	...	145	19,470	1,878	85,073
Liquor stores	295	116,860	263	113,541	32	3,319	49	41	8	...	36	2,320	1,068	29,109
Second-hand stores	73	5,256	47	2,326	26	2,930	56	22	19	15	24	1,411	711	9,922
Other retail stores, total	1,925	360,245	882	91,288	1,043	268,957	3,360	1,196	1,959	810	357	60,660	6,055	162,646
Fuel dealers, except fuel oil	324	62,156	24	5,657	300	56,499	1,640	344	962	334	76	14,489	751	31,926
Fuel oil dealers	13	2,392	...	...	13	2,392	62	24	17	21	...	...	13	562
Ice dealers	41	4,450	6	243	35	4,207	273	95	146	32	2	6	122	1,490
Hay, grain, feed stores	553	166,764	50	7,085	503	159,679	1,555	419	737	399	67	16,658	357	15,838
Other farm, garden supply stores	67	11,603	25	2,645	42	8,958	110	45	47	18	6	840	107	3,190
Florists	81	5,452	30	746	51	4,706	98	92	6	...	17	962	699	15,737
All other retail stores	846	107,428	747	74,912	99	32,516	227	177	44	6	189	27,705	4,006	93,903
OKLAHOMA														
Total	4,621	992,121	2,628	474,223	1,993	517,898	4,352	2,591	1,203	558	547	99,836	21,756	548,058
Warehouses, administrative offices, auxiliary units	...	...	...	...	...	...	50	9	2	39	...	...	...	...
Stores	4,621	992,121	2,628	474,223	1,993	517,898	4,302	2,582	1,201	519	547	99,836	21,756	548,058
Stores														
Food group, total	845	188,260	506	112,945	339	75,315	824	693	101	30	116	21,628	5,898	148,178
Grocery stores	784	172,712	470	110,642	314	62,070	394	350	31	13	111	21,201	5,420	138,666
Meat markets, fish markets	10	(x)	5	(x)	5	(x)	(x)	(x)	(x)	(x)	...	...	37	(x)
Milk dealers	4	(x)	...	...	4	(x)	(x)	(x)	(x)	(x)	...	...	7	(x)
Bakery products stores	15	1,731	7	140	8	1,591	43	39	4	...	1	139	159	4,066
Other food stores	52	3,781	44	1,749	8	2,032	93	92	1	...	4	288	275	3,973
Eating and drinking places	187	14,573	172	12,437	15	2,136	22	13	9	...	33	2,023	4,944	78,220
General stores	41	7,108	20	3,124	21	4,074	24	23	...	1	3	449	166	5,316
General merchandise group, total	412	108,169	367	100,608	45	58,561	117	91	19	7	37	4,482	585	18,603
Department stores	36	84,733	19	32,426	17	52,307	82	63	13	6	1	669	...	...
General merchandise, variety stores	376	23,436	348	77,182	28	6,254	35	28	6	1	36	3,813	585	18,603
Apparel group	324	59,357	321	58,367	3	990	3	3	...	...	53	10,740	740	25,566
Furniture, furnishings, appliance group, total	309	49,354	73	9,162	236	40,192	400	350	34	16	32	4,871	892	29,349
Furniture stores	171	31,555	34	4,969	137	27,149	250	144	43	13	14	2,584	380	13,093
Floor covering stores	8	(x)	2	(x)	6	(x)	(x)	(x)	(x)	(x)	1	(x)	24	(x)
Other home furnishing stores	9	(x)	6	(x)	3	(x)	(x)	(x)	(x)	(x)	1	(x)	90	(x)
Household appliance stores	120	14,648	31	3,270	89	10,976	141	132	7	2	16	1,619	340	12,888
Radio stores	1	(x)	...	...	1	x	(x)	(x)	(x)	(x)	...	...	58	(x)

See footnote at end of table.

Table 14D.—RETAIL TRADE—TRUCKS AND TRUCK-TRACTORS OPERATED, DECEMBER 1948, BY LARGE STORES AND MULTIUNITS—STATE, BY KIND OF BUSINESS—Continued

[See text for explanatory material]

State and kind of business	Large stores and multiunits												Small single-unit stores	
	Stores reporting data on trucks and truck-tractors										Stores not reporting data on trucks or truck-tractors			
	Total		Stores not operating trucks or truck-tractors		Stores operating trucks and truck-tractors									
							Number of trucks and truck-tractors							
								Manufacturers' rated capacity						
	Stores (Number)	Sales, entire year (Thousand dollars)	Number	Sales, entire year (Thousand dollars)	Number	Sales, entire year (Thousand dollars)	Total	Under 1½ tons	1½ tons	Over 1½ tons	Number	Sales, entire year (Thousand dollars)	Number	Sales, entire year (Thousand dollars)
OKLAHOMA--Continued														
Stores--Continued														
Automotive group, total	894	261,061	429	92,350	465	168,711	787	524	188	75	135	34,228	1,032	41,081
Motor vehicle (new and used) dealers	588	204,032	228	51,332	360	152,700	614	367	174	73	92	26,367	217	12,201
Motor vehicle (used) dealers	130	32,065	121	30,094	9	1,971	13	10	2	1	33	6,822	290	12,477
Tire, battery, accessory dealers	161	21,697	70	9,348	91	12,349	152	144	8	...	10	1,039	484	15,103
Other automotive dealers	15	3,267	10	1,576	5	1,691	8	3	4	1	...	...	41	1,300
Gasoline service stations	219	15,044	127	6,307	92	8,737	145	71	51	23	34	4,103	3,560	80,978
Lumber, building, hardware group, total	901	158,624	287	28,002	614	130,622	1,526	620	613	293	67	10,412	1,137	45,170
Lumber yards	527	98,454	167	14,258	360	84,196	987	254	492	241	23	4,021	140	6,208
Building materials dealers	12	2,074	6	(x)	6	(x)	(x)	(x)	(x)	(x)	...	...	51	1,754
Paint, glass, wallpaper stores	29	3,578	17	1,230	12	2,348	16	14	2	...	1	85	98	2,851
Heating, plumbing, electrical supply stores	23	4,948	1	(x)	22	(x)	(x)	(x)	(x)	(x)	...	...	179	6,273
Hardware stores	83	10,848	34	2,777	49	8,071	74	58	10	6	4	603	439	15,989
Farm equipment dealers	227	38,722	62	8,976	165	29,746	308	180	87	41	39	5,703	230	12,095
Drug and proprietary stores	161	23,711	151	22,173	10	1,538	11	10	...	1	15	3;266	871	33,985
Liquor stores	2	(x)	2	(x)	...	...	...	...	...	...	...	...	22	(x)
Second-hand stores	24	(x)	15	(x)	9	(x)	(x)	(x)	(x)	(x)	1	(x)	477	(x)
Other retail stores, total	302	45,269	158	19,014	144	26,255	409	176	162	71	21	3,004	1,432	36,333
Fuel dealers, except fuel oil	34	4,801	1	(x)	33	(x)	(x)	(x)	(x)	(x)	2	138	35	1,487
Fuel oil dealers	2	(x)	...	...	2	(x)	(x)	(x)	(x)	(x)	1	(x)	11	(x)
Ice dealers	8	313	...	...	8	313	36	23	12	1	...	...	46	495
Hay, grain, feed stores	72	11,738	18	1,693	54	10,045	96	48	39	9	3	680	288	9,871
Other farm, garden supply stores	7	1,176	...	...	7	1,176	10	5	3	2	...	...	16	699
Florists	18	1,232	3	71	15	1,161	20	20	...	...	...	...	142	2,902
All other retail stores	161	(x)	136	(x)	25	(x)	(x)	(x)	(x)	(x)	15	(x)	894	(x)
OREGON														
Total	3,600	1,005,571	2,161	514,281	1,439	491,290	3,522	1,815	1,026	681	1,105	200,747	12,833	390,982
Warehouses, administrative offices, auxiliary units	...	...	...	...	...	...	73	2	11	60	...	...	...	...
Stores	3,600	1,005,571	2,161	514,281	1,439	491,290	3,449	1,813	1,015	621	1,105	200,747	12,833	390,982
Stores														
Food group, total	856	216,123	553	149,272	303	66,851	556	390	120	46	282	50,533	2,745	95,133
Grocery stores	699	192,123	458	142,461	241	49,662	285	243	37	5	226	42,882	2,130	78,259
Meat markets, fish markets	60	9,810	39	4,546	21	5,264	31	28	3	...	27	4,772	196	7,537
Milk dealers	28	9,131	1	(x)	27	(x)	(x)	(x)	(x)	(x)	1	414	11	647
Bakery products stores	34	1,225	31	952	3	273	6	6	...	...	7	237	162	4,146
Other food stores	35	3,834	24	(x)	11	(x)	(x)	(x)	(x)	(x)	21	2,228	246	4,544
Eating and drinking places	191	18,190	185	17,230	6	960	12	12	...	...	154	14,817	3,372	82,536
General stores	43	8,524	24	4,268	19	4,256	26	23	1	2	1	97	128	5,592
General merchandise group, total	220	204,963	200	116,660	20	88,303	88	56	27	5	13	2,347	342	9,470
Department stores	33	155,250	22	68,944	11	86,306	75	48	24	3	...	...	...	...
General merchandise, variety stores	187	49,713	178	47,716	9	1,997	13	8	3	2	13	2,347	342	9,470
Apparel group	242	42,850	239	42,445	3	405	3	3	...	...	80	12,023	564	17,176
Furniture, furnishings, appliance group, total	256	47,212	72	9,523	184	37,689	369	272	77	20	66	13,096	518	17,986
Furniture stores	131	28,926	28	3,704	103	25,222	202	143	42	17	27	6,823	162	6,004
Floor covering stores	9	1,253	...	...	9	1,253	18	14	4	...	5	1,142	32	1,271
Other home furnishing stores	13	2,832	8	(x)	5	(x)	(x)	(x)	(x)	(x)	3	782	81	1,617
Household appliance stores	98	13,815	32	3,842	66	9,973	137	106	28	3	29	4,209	186	7,875
Radio stores	5	386	4	(x)	1	(x)	(x)	(x)	(x)	(x)	2	140	57	1,219
Automotive group, total	460	203,580	219	74,032	241	129,548	416	313	68	35	187	62,770	382	16,671
Motor vehicle (new and used) dealers	320	176,414	136	58,382	184	118,032	290	195	63	32	117	47,984	67	4,139
Motor vehicle (used) dealers	48	10,897	42	(x)	6	(x)	(x)	(x)	(x)	(x)	50	11,640	143	6,552
Tire, battery, accessory dealers	76	11,949	27	3,012	49	8,937	117	110	5	2	14	1,999	116	4,257
Other automotive dealers	16	4,320	14	(x)	2	(x)	(x)	(x)	(x)	(x)	6	1,147	56	1,723
Gasoline service stations	232	21,992	188	14,096	44	7,896	86	42	18	26	49	4,977	2,130	63,372
Lumber, building, hardware group, total	466	107,549	78	16,285	388	91,264	1,042	477	354	211	85	16,104	676	27,290
Lumber yards	227	49,873	14	5,051	213	44,822	511	109	245	157	24	4,401	61	2,697
Building materials dealers	23	5,074	6	805	17	4,269	36	8	18	10	6	1,159	68	3,100
Paint, glass, wallpaper stores	10	1,449	6	702	4	747	6	2	4	...	5	438	74	1,872
Heating, plumbing, electrical supply stores	32	8,439	6	1,005	26	7,434	165	126	30	9	1	366	96	3,670
Hardware stores	80	16,944	31	5,210	49	11,734	78	63	10	5	29	4,367	318	13,066
Farm equipment dealers	94	25,770	15	3,512	79	22,258	246	169	47	30	20	5,373	59	2,885
Drug and proprietary stores	81	11,409	76	10,721	5	688	5	5	...	...	79	10,422	380	16,986
Liquor stores	157	39,261	157	39,261	...	...	...	...	...	...	...	...	10	232
Second-hand stores	16	1,695	11	768	5	927	13	3	8	2	3	316	280	3,857
Other retail stores, total	380	82,223	159	19,720	221	62,503	833	217	342	274	106	13,245	1,306	34,681
Fuel dealers, except fuel oil	25	3,670	1	(x)	24	(x)	(x)	(x)	(x)	(x)	4	458	101	3,140
Fuel oil dealers	48	14,092	3	(x)	45	(x)	(x)	(x)	(x)	(x)	7	1,061	17	893
Ice dealers	1	(x)	...	...	1	(x)	(x)	(x)	(x)	(x)	...	...	3	(x)
Hay, grain, feed stores	129	34,174	28	4,304	101	29,870	203	66	74	63	26	4,187	86	4,394
Other farm, garden supply stores	20	4,367	8	796	12	3,571	31	14	12	5	2	344	20	666
Florists	20	1,659	6	371	14	1,288	24	23	1	...	3	25	124	2,754
All other retail stores	137	(x)	113	(x)	24	(x)	(x)	(x)	(x)	(x)	64	(x)	955	(x)

See footnote at end of table.

Table 14D.—RETAIL TRADE—TRUCKS AND TRUCK-TRACTORS OPERATED, DECEMBER 1948, BY LARGE STORES AND MULTIUNITS—STATE, BY KIND OF BUSINESS—Continued

[See text for explanatory material]

State and kind of business	Large stores and multiunits												Small single-unit stores	
	Stores reporting data on trucks and truck-tractors									Stores not reporting data on trucks or truck-tractors				
	Total		Stores not operating trucks or truck tractors		Stores operating trucks and truck tractors									
							Number of trucks and truck-tractors							
								Manufacturers' rated capacity						
	Stores	Sales, entire year	Number	Sales, entire year	Number	Sales, entire year	Total	Under 1½ tons	1½ tons	Over 1½ tons	Number	Sales, entire year	Number	Sales, entire year
	Number	(Thousand dollars)		(Thousand dollars)		(Thousand dollars)						(Thousand dollars)		(Thousand dollars)
PENNSYLVANIA														
Total	22,572	5,549,581	14,234	2,733,079	8,338	2,816,502	26,227	14,127	6,677	5,423	3,410	849,055	103,914	2,670,795
Warehouses, administrative offices, auxiliary units	...	...	...	...	...	...	634	91	[illegible]	462	...	...	...	...
Stores	22,572	5,549,581	14,234	2,733,079	8,338	2,816,502	25,593	14,036	6,598	4,959	3,410	849,055	103,914	2,670,795
Food group, total	5,726	1,049,238	3,668	581,367	2,058	467,871	8,224	5,990	1,778	456	1,244	395,467	35,592	880,667
Grocery stores	3,789	725,235	2,565	509,883	1,224	215,352	1,763	1,442	230	91	898	356,567	23,179	636,274
Meat markets, fish markets	430	53,066	209	23,662	221	29,404	428	364	47	17	74	9,311	2,075	75,299
Milk dealers	288	173,718	10	1,787	278	171,931	4,575	2,400	1,375	300	16	5,037	275	12,916
Bakery products stores	306	20,345	233	14,210	73	6,135	212	202	9	1	67	3,828	1,493	37,293
Other food stores	913	76,874	651	31,825	262	45,049	1,246	1,082	117	47	189	20,724	8,570	118,885
Eating and drinking places	1,440	169,258	1,348	152,844	92	16,414	214	193	19	2	332	33,471	23,585	538,102
General stores	199	53,153	33	4,755	166	48,398	276	189	55	32	3	399	800	26,140
General merchandise group, total	1,159	1,232,803	936	640,939	223	591,864	1,045	763	159	123	68	19,905	1,578	38,476
Department stores	157	934,325	61	384,136	96	550,189	864	630	120	114	4	14,583	...	...
General merchandise, variety stores	1,002	298,478	875	256,803	127	41,675	181	133	39	9	64	5,322	1,578	38,476
Apparel group	2,885	463,448	2,773	408,779	112	54,669	220	198	13	9	408	70,359	6,871	194,387
Furniture, furnishings, appliance group, total	1,722	347,423	581	84,601	1,141	262,822	2,581	1,675	731	175	201	34,828	4,058	125,745
Furniture stores	791	202,734	180	31,260	611	171,474	1,438	715	589	134	76	17,159	952	38,963
Floor covering stores	81	15,665	16	1,710	65	13,955	134	103	24	7	7	1,569	278	9,372
Other home furnishing stores	108	22,881	82	17,551	26	5,330	49	42	4	3	20	4,094	976	17,190
Household appliance stores	672	92,056	268	29,975	404	62,081	901	765	110	26	56	[illegible]	1,477	50,391
Radio stores	70	14,087	35	4,105	35	9,982	59	50	4	5	12	[illegible]	375	9,829
Automotive group, total	2,830	980,427	1,223	337,400	1,607	643,027	2,698	1,746	651	251	529	196,908	1,347	80,359
Motor vehicle (new and used) dealers	2,099	850,432	757	252,946	1,342	597,486	2,252	1,423	590	239	374	166,221	600	35,675
Motor vehicle (used) dealers	316	79,095	267	64,886	49	14,209	68	38	26	4	73	22,912	425	16,488
Tire, battery, accessory dealers	373	43,629	174	15,538	199	28,091	355	315	33	7	71	6,663	736	23,245
Other automotive dealers	42	7,271	25	4,030	17	3,241	23	20	2	1	6	1,112	186	4,951
Gasoline service stations	955	73,126	771	48,333	184	24,793	367	175	99	93	86	8,408	11,076	279,042
Lumber, building, hardware group, total	1,652	403,871	284	58,074	1,368	345,797	4,541	1,628	1,384	1,529	171	38,787	3,542	120,160
Lumber yards	552	176,719	33	11,446	519	165,273	[illegible]	370	773	932	54	[illegible]	2,[illegible]	13,006
Building materials dealers	150	38,216	21	2,673	129	35,543	659	105	187	367	15	3,906	180	8,466
Paint, glass, wallpaper stores	155	17,923	68	5,173	87	12,750	112	77	31	4	24	1,065	596	12,445
Heating, plumbing, electrical supply stores	161	29,741	25	3,460	136	26,281	571	417	124	30	21	4,240	579	19,727
Hardware stores	390	93,924	101	30,273	289	63,651	534	359	111	64	35	6,265	1,590	50,934
Farm equipment dealers	244	47,348	36	5,049	208	42,299	590	300	158	132	22	3,589	334	15,582
Drug and proprietary stores	726	97,459	685	89,980	41	7,479	45	42	2	1	80	8,536	3,455	126,477
Liquor stores	645	201,361	586	191,014	59	10,347	185	74	79	32	13	1,682	625	24,090
Second-hand stores	90	4,851	71	2,508	19	2,343	42	16	16	10	7	521	802	10,403
Other retail stores, total	2,543	473,163	1,275	132,485	1,268	340,678	5,155	1,297	1,612	2,246	268	39,384	9,483	226,747
Fuel dealers, except fuel oil	350	86,027	30	9,700	320	76,327	1,934	220	600	1,114	29	7,118	1,088	33,603
Fuel oil dealers	93	34,472	5	816	88	34,156	740	134	205	401	9	1,794	88	4,273
Ice dealers	23	1,614	5	339	18	1,275	97	8	40	49	5	521	196	2,327
Hay, grain, feed stores	678	174,941	120	15,479	558	159,462	1,761	454	668	639	39	7,967	467	21,265
Other farm, garden supply stores	44	14,941	11	3,205	33	13,736	109	41	33	35	3	375	69	2,375
Florists	96	6,117	29	748	67	5,169	124	106	18	...	10	569	1,063	21,778
All other retail stores	1,259	154,551	1,075	101,998	184	50,553	390	334	48	8	173	21,640	7,012	141,126
RHODE ISLAND														
Total	1,586	404,992	943	158,057	643	246,935	2,274	1,143	440	691	350	96,778	8,435	214,294
Warehouses, administrative offices, auxiliary units	...	...	...	...	...	...	8	...	[illegible]	[illegible]	...	...	...	...
Stores	1,586	404,992	943	158,057	643	246,935	2,266	1,143	[illegible]	[illegible]	350	96,778	8,435	214,294
Food group, total	304	68,845	162	23,371	142	45,474	758	535	110	113	183	60,048	2,[illegible]	65,159
Grocery stores	194	38,150	45	16,737	109	21,413	154	116	26	12	170	58,198	1,825	[illegible]
Meat markets, fish markets	13	2,992	4	1,143	9	1,849	14	9	3	2	7	993	110	3,355
Milk dealers	36	14,786	...	...	32	19,786	541	365	124	52	...	...	21	1,025
Bakery products stores	14	899	5	224	4	653	10	10	...	...	4	450	189	4,426
Other food stores	46	9,044	54	5,607	8	1,773	49	35	2	2	2	407	349	6,717
Eating and drinking places	50	11,360	14	14,403	18	2,957	55	48	5	2	27	1,157	1,890	39,572
General stores	...	...	...	...	...	...	...	...	...	...	...	...	10	231
General merchandise group, total	77	68,[illegible]	6[illegible]	[illegible]	14	45,206	104	57	37	10	5	399	204	4,058
Department stores	14	50,031	4	[illegible]	10	43,028	95	50	35	10	...	...	...	...
General merchandise, variety stores	63	18,[illegible]	57	[illegible]	4	1,338	9	7	2	...	5	399	204	4,058
Apparel group	241	48,8[illegible]	213	40,[illegible]	8	8,671	11	11	...	...	42	5,974	966	14,617
Furniture, furnishings, appliance group, total	108	[illegible]	51	[illegible]	84	(x)	(x)	(x)	(x)	(x)	13	3,136	349	10,547
Furniture stores	84	24,[illegible]	23	[illegible]	61	11,[illegible]	109	52	29	28	5	1,230	129	4,918
Floor covering stores	5	1,[illegible]	...	...	3	1,20[illegible]	3	3	...	...	1	138	10	552
Other home furnishing stores	5	[illegible]	[illegible]	[illegible]	2	(x)	(x)	(x)	(x)	(x)	1	470	94	1,763
Household appliance stores	14	[illegible]	[illegible]	[illegible]	13	[illegible]	68	68	...	...	5	1,38[illegible]	55	2,261
Radio stores	[illegible]	[illegible]	[illegible]	[illegible]	...	...	...	...	...	...	...	...	10	(x)

Table 14D.—RETAIL TRADE—TRUCKS AND TRUCK-TRACTORS OPERATED, DECEMBER 1948, BY LARGE STORES AND MULTIUNITS—STATE, BY KIND OF BUSINESS—Continued

[See text for explanatory material]

State and kind of business	Large stores and multiunits												Small single-unit stores	
	Stores reporting data on trucks and truck-tractors										Stores not reporting data on trucks or truck-tractors			
	Total		Stores not operating trucks or truck-tractors		Stores operating trucks and truck-tractors									
							Number of trucks and truck-tractors							
								Manufacturers' rated capacity						
	Stores (Number)	Sales, entire year (Thousand dollars)	Number	Sales, entire year (Thousand dollars)	Number	Sales, entire year (Thousand dollars)	Total	Under 1½ tons	1½ tons	Over 1½ tons	Number	Sales, entire year (Thousand dollars)	Number	Sales, entire year (Thousand dollars)
RHODE ISLAND--Continued														
Stores--Continued														
Automotive group, total	228	77,128	119	28,599	109	48,529	196	141	35	20	33	17,264	129	4,169
Motor vehicle (new and used) dealers	157	61,531	69	17,370	88	44,161	161	115	28	18	19	15,056	11	620
Motor vehicle (used) dealers	41	10,681	36	(x)	5	(x)	(x)	(x)	(x)	(x)	6	1,191	65	2,599
Tire, battery, accessory dealers	25	4,369	11	1,279	14	3,090	26	21	3	2	7	860	31	646
Other automotive dealers	5	547	3	(x)	2	(x)	(x)	(x)	(x)	(x)	1	157	22	304
Gasoline service stations	43	2,877	28	1,509	15	1,368	30	13	12	5	9	1,038	1,013	26,731
Lumber, building, hardware group, total	83	31,747	12	2,437	71	29,310	238	48	82	108	6	2,576	225	6,765
Lumber yards	37	14,208	...	...	37	14,208	135	11	57	67	4	2,399	18	619
Building materials dealers	8	4,761	1	(x)	7	(x)	(x)	(x)	(x)	(x)	...	...	5	118
Paint, glass, wallpaper stores	7	1,052	1	(x)	6	(x)	(x)	(x)	(x)	(x)	1	113	37	893
Heating, plumbing, electrical supply stores	4	593	4	593	...	...	...	...	...	...	...	...	36	1,199
Hardware stores	23	10,574	6	(x)	17	(x)	(x)	(x)	(x)	(x)	1	64	127	3,880
Farm equipment dealers	4	559	...	...	4	559	7	3	2	2	...	...	2	56
Drug and proprietary stores	63	11,377	51	7,993	12	3,384	13	8	3	2	15	1,582	287	12,620
Liquor stores	31	4,859	18	(x)	13	(x)	(x)	(x)	(x)	(x)	3	326	229	9,211
Second-hand stores	5	471	2	(x)	3	(x)	(x)	(x)	(x)	(x)	...	...	87	920
Other retail stores, total	233	48,555	105	8,338	128	40,217	679	167	121	391	15	2,178	916	19,694
Fuel dealers, except fuel oil	32	11,699	4	311	28	11,388	228	43	36	149	4	893	43	1,373
Fuel oil dealers	45	16,234	1	(x)	44	(x)	(x)	(x)	(x)	(x)	1	149	106	3,670
Ice dealers	2	(x)	...	...	2	(x)	(x)	(x)	(x)	(x)	...	...	32	(x)
Hay, grain, feed stores	33	7,578	2	(x)	31	(x)	(x)	(x)	(x)	(x)	...	...	14	767
Other farm, garden supply stores	1	(x)	...	...	1	(x)	(x)	(x)	(x)	(x)	...	...	4	(x)
Florists	9	607	2	(x)	7	(x)	(x)	(x)	(x)	(x)	...	...	98	1,529
All other retail stores	111	12,060	96	7,823	15	4,237	26	24	2	...	10	1,136	619	11,904
SOUTH CAROLINA														
Total	3,733	673,420	2,378	352,341	1,355	321,079	3,652	2,151	1,016	485	379	70,380	16,858	404,379
Warehouses, administrative offices, auxiliary units	...	...	...	...	...	...	116	29	6	81	...	...	...	...
Stores	3,733	673,420	2,378	352,341	1,355	321,079	3,536	2,122	1,010	404	379	70,380	16,858	404,379
Stores														
Food group, total	746	117,969	531	82,769	215	35,200	422	346	58	18	121	26,013	6,943	134,833
Grocery stores	687	109,791	496	81,195	191	28,596	250	211	21	18	105	25,536	6,587	127,716
Meat markets, fish markets	22	2,366	15	1,190	7	1,176	10	8	2	...	2	12	127	2,751
Milk dealers	9	(x)	...	...	9	(x)	(x)	(x)	(x)	(x)	...	...	12	(x)
Bakery products stores	3	(x)	2	(x)	1	(x)	(x)	(x)	(x)	(x)	3	(x)	56	(x)
Other food stores	25	2,598	18	(x)	7	(x)	(x)	(x)	(x)	(x)	11	390	161	2,672
Eating and drinking places	202	10,141	192	8,900	10	1,241	63	40	20	3	33	1,798	2,512	33,056
General stores	77	11,927	26	2,381	51	9,546	72	51	18	3	2	200	404	11,318
General merchandise group, total	429	115,859	375	86,041	54	29,818	95	66	17	12	22	4,332	471	15,444
Department stores	50	45,315	34	22,778	16	22,537	37	32	4	1	1	1,618	...	...
General merchandise, variety stores	379	70,544	341	63,263	38	7,281	58	34	13	11	21	2,714	471	15,444
Apparel group	338	51,289	328	(x)	10	(x)	(x)	(x)	(x)	(x)	43	5,898	553	20,284
Furniture, furnishings, appliance group, total	344	48,945	52	4,570	292	44,375	880	732	125	23	14	1,775	551	19,500
Furniture stores	240	36,618	23	1,524	217	35,094	726	599	112	15	5	832	297	11,952
Floor covering stores	4	(x)	...	...	4	(x)	(x)	(x)	(x)	(x)	...	...	14	(x)
Other home furnishing stores	7	1,100	4	641	3	459	6	6	...	...	...	...	86	1,596
Household appliance stores	92	10,584	25	2,405	67	8,179	141	120	13	8	9	943	137	5,161
Radio stores	1	(x)	...	...	1	(x)	(x)	(x)	(x)	(x)	...	...	17	(x)
Automotive group, total	560	173,385	316	72,295	244	101,090	495	316	128	51	73	18,059	418	19,350
Motor vehicle (new and used) dealers	376	140,266	180	47,254	196	93,012	412	242	123	47	55	15,190	83	5,312
Motor vehicle (used) dealers	102	22,615	94	(x)	8	(x)	(x)	(x)	(x)	(x)	12	1,945	116	5,281
Tire, battery, accessory dealers	77	9,610	38	4,083	39	5,527	73	67	4	2	5	447	204	8,215
Other automotive dealers	5	894	4	(x)	1	(x)	(x)	(x)	(x)	(x)	1	477	15	542
Gasoline service stations	198	12,951	139	7,207	59	5,744	76	58	8	10	6	231	2,315	53,723
Lumber, building, hardware group, total	298	68,565	57	8,907	241	59,658	663	234	297	132	28	7,402	392	17,078
Lumber yards	88	25,442	2	(x)	86	(x)	(x)	(x)	(x)	(x)	6	1,502	33	1,782
Building materials dealers	22	6,627	2	(x)	20	(x)	(x)	(x)	(x)	(x)	3	630	34	1,675
Paint, glass, wallpaper stores	14	1,423	4	171	10	1,252	11	7	4	...	1	147	21	578
Heating, plumbing, electrical supply stores	4	1,604	...	...	4	1,604	18	7	7	4	1	464	57	1,607
Hardware stores	100	22,734	36	6,387	64	16,347	111	72	23	16	9	2,373	202	9,021
Farm equipment dealers	70	10,735	13	1,275	57	9,460	118	67	31	20	8	2,286	45	2,415
Drug and proprietary stores	107	14,341	104	13,967	3	374	6	6	...	...	10	1,376	445	19,512
Liquor stores	102	8,571	100	(x)	2	(x)	(x)	(x)	(x)	(x)	7	937	733	31,255
Second-hand stores	12	689	5	86	7	603	13	2	5	6	2	74	121	2,030
Other retail stores, total	320	38,788	153	12,550	167	26,238	738	260	332	146	18	2,285	1,000	26,996
Fuel dealers, except fuel oil	39	7,660	...	...	39	7,660	309	75	163	71	5	596	116	4,448
Fuel oil dealers	12	929	...	...	12	929	31	14	15	2	...	...	11	454
Ice dealers	7	1,166	...	...	7	1,166	78	15	63	...	4	552	14	244
Hay, grain, feed stores	92	12,259	41	4,154	51	8,105	202	99	57	46	4	516	105	4,411
Other farm, garden supply stores	41	5,688	11	1,153	30	4,535	71	20	26	25	2	404	47	1,896
Florists	9	372	5	38	4	334	7	7	...	...	...	...	176	2,617
All other retail stores	120	10,714	96	7,205	24	3,509	40	30	8	2	3	217	531	12,926

See footnote at end of table.

Table 14D.—RETAIL TRADE—TRUCKS AND TRUCK-TRACTORS OPERATED, DECEMBER 1948, BY LARGE STORES AND MULTIUNITS—STATE, BY KIND OF BUSINESS—Continued

[See text for explanatory material]

State and kind of business	Large stores and multiunits												Small single-unit stores	
	Stores reporting data on trucks and truck-tractors										Stores not reporting data on trucks or truck-tractors			
	Total		Stores not operating trucks or truck tractors		Stores operating trucks and truck-tractors									
							Number of trucks and truck tractors							
								Manufacturers' rated capacity						
	Stores (Number)	Sales, entire year (Thousand dollars)	Number	Sales, entire year (Thousand dollars)	Number	Sales, entire year (Thousand dollars)	Total	Under 1½ tons	1½ tons	Over 1½ tons	Number	Sales, entire year (Thousand dollars)	Number	Sales, entire year (Thousand dollars)
SOUTH DAKOTA														
Total	1,653	322,143	1,010	164,363	643	157,780	1,175	648	393	134	449	77,939	6,891	222,110
Warehouses, administrative offices, auxiliary units	...	...	...	...	...	...	...	...	...	...	...	...	...	...
Stores	1,653	322,143	1,010	164,363	643	157,780	1,175	648	393	134	449	77,939	6,891	222,110
Stores														
Food group, total	239	49,337	176	37,804	63	11,533	106	85	12	9	49	8,195	1,364	49,350
Grocery stores	219	47,427	167	37,311	52	10,116	65	52	8	5	44	7,634	1,111	41,984
Meat markets, fish markets	1	(x)	...	...	1	(x)	(x)	(x)	(x)	(x)	2	(x)	61	(x)
Milk dealers	7	1,122	...	...	7	1,122	31	30	1	...	1	320	11	525
Bakery products stores	6	163	5	(x)	1	(x)	(x)	(x)	(x)	(x)	2	21	72	2,361
Other food stores	6	(x)	4	(x)	2	(x)	(x)	(x)	(x)	(x	...	...	109	(x)
Eating and drinking places	72	(x)	68	(x)	4	(x)	(x	(x)	(x)	(x)	26	(x)	1,543	(x)
General stores	60	11,990	35	5,919	15	6,071	18	14	3	1	7	1,115	76	3,000
General merchandise group, total	102	45,093	92	32,322	10	12,771	12	10	2	...	12	2,180	138	5,553
Department stores	19	24,645	13	15,246	6	9,399	7	7	...	...	1	650	...	...
General merchandise, variety stores	83	20,448	79	17,076	4	3,372	5	3	2	...	11	1,530	138	5,553
Apparel group	92	13,526	89	11,807	3	1,719	4	4	...	...	35	5,386	248	8,101
Furn., house furnishings, appliance group, total	105	(x)	56	(x)	49	(x)	(x)	(x)	(x)	(x)	25	(x)	308	(x)
Furniture stores	34	8,380	8	1,250	26	7,130	54	37	13	4	6	817	74	3,366
Floor covering stores	...	...	...	...	...	...	...	...	...	...	...	...	2	(x)
Other home furnishing stores	2	(x)	2	(x)	...	...	...	...	...	...	...	...	18	(x)
Household appliance stores	69	4,835	46	2,092	23	2,743	44	38	5	1	19	1,077	184	6,132
Radio stores	...	...	...	...	...	...	...	...	...	...	...	...	30	427
Automotive group, total	227	68,161	113	28,965	114	39,196	199	136	63	20	107	29,615	292	11,536
Motor vehicle (new and used) dealers	183	57,925	87	23,552	96	34,373	167	86	61	20	87	25,775	109	5,919
Motor vehicle (used) dealers	18	(x)	17	(x)	1	(x)	(x)	(x)	(x)	(x)	10	(x)	50	(x)
Tire, battery, accessory dealers	22	2,916	7	568	15	2,348	28	26	2	...	7	763	106	3,034
Other automotive dealers	4	(x)	2	(x)	2	(x)	(x)	(x)	(x)	(x)	3	(x)	27	(x)
Gasoline service stations	47	11,457	41	2,430	56	4,027	109	33	55	21	26	2,693	1,113	29,029
Lumber, building, hardware group, total	530	87,108	242	27,626	288	59,482	493	239	193	61	118	19,020	804	35,403
Lumber yards	234	34,585	137	12,475	97	22,110	193	40	119	34	34	4,323	59	2,905
Building materials dealers	8	1,111	3	(x)	5	(x)	(x)	(x)	(x)	(x)	2	427	12	381
Paint, glass, wallpaper stores	3	127	3	127	...	...	...	...	...	...	...	...	14	439
Heating, plumbing, electrical supply stores	10	1,363	2	(x)	8	(x)	(x)	(x)	(x)	(x)	1	106	101	3,661
Hardware stores	62	8,190	32	3,609	30	4,581	37	32	4	1	17	2,366	377	14,922
Farm equipment dealers	213	41,732	65	10,748	148	30,984	225	143	60	22	64	11,798	241	13,095
Drug and proprietary stores	34	4,280	33	(x)	1	(x)	(x)	(x)	(x)	(x)	18	2,393	223	9,629
Liquor stores	18	1,675	18	1,675	...	...	...	...	...	...	15	1,777	312	11,710
Secondhand stores	...	...	...	...	...	...	...	...	...	...	...	...	38	334
Other retail stores, total	87	12,046	47	4,456	40	7,590	131	67	47	17	11	1,750	432	11,639
Fuel dealers, except fuel oil	20	1,935	3	(x)	17	(x)	(x)	(x)	(x)	(x)	2	278	23	720
Fuel oil dealers	1	(x)	...	...	1	(x)	(x)	(x)	(x)	(x)	...	...	6	(x)
Ice dealers	2	(x)	1	(x)	1	(x)	(x)	(x)	(x)	(x)	...	...	9	(x)
Hay, grain, feed stores	18	(x)	7	(x)	11	(x)	(x)	(x)	(x)	(x)	3	(x)	57	(x)
Other farm, garden supply stores	4	1,786	2	(x)	2	(x)	(x)	(x)	(x)	(x)	1	698	21	917
Florists	2	(x)	1	(x)	1	(x)	(x)	(x)	(x)	(x)	...	...	21	(x)
All other retail stores	40	3,902	33	2,539	7	1,363	14	8	5	1	5	362	295	7,645
TENNESSEE														
Total	5,717	1,248,887	3,594	558,712	2,123	690,175	5,192	2,920	1,642	630	845	191,283	26,130	648,269
Warehouses, administrative offices, auxiliary units	...	...	...	...	...	...	129	24	31	74	...	...	...	...
Stores	5,717	1,248,887	3,594	558,712	2,123	690,175	5,063	2,896	1,611	556	845	191,283	26,130	648,269
Stores														
Food group, total	1,108	192,067	752	113,939	410	78,128	895	736	141	18	213	50,094	10,398	217,593
Grocery stores	1,051	175,286	684	111,474	367	63,812	473	394	71	8	198	47,758	9,928	208,494
Meat markets, fish markets	10	1,306	3	225	7	1,081	10	8	2	...	...	...	78	2,604
Milk dealers	14	7,121	...	...	14	7,121	195	133	60	2	3	2,071	16	692
Bakery products stores	14	940	6	342	8	598	11	11	...	...	3	189	84	2,002
Other food stores	29	7,414	59	1,898	20	5,516	206	190	8	8	9	306	292	3,801
Eating and drinking places	446	67,763	407	23,231	19	4,532	23	21	2	...	63	5,314	4,887	81,772
General stores	75	9,717	41	5,154	34	4,563	43	28	11	4	7	790	1,235	30,514
General merchandise group, total	566	282,418	470	107,239	74	175,679	194	114	44	36	28	2,644	808	25,442
Department stores	53	203,379	30	37,001	23	166,378	120	64	28	28	...	...	...	...
General merchandise, variety stores	491	79,539	440	70,238	51	9,301	74	48	16	8	28	2,644	808	25,442
Apparel group	363	98,121	253	94,757	10	3,364	17	10	2	...	93	18,653	763	25,631
Furn., house furnishings, appliance group, total	450	79,341	123	14,477	334	64,864	725	547	161	17	51	7,868	961	34,426
Furniture stores	270	53,036	44	9,762	230	47,274	443	306	121	16	31	5,401	424	17,040
Floor covering stores	4	401	1	(x)	3	(x)	(x)	(x)	(x)	(x)	...	...	27	1,237
Other home furnishings stores	14	3,138	10	(x)	4	(x)	(x)	(x)	(x)	(x)	6	769	134	2,678
Household appliance stores	144	21,696	62	6,182	95	15,514	257	210	40	11	14	1,698	321	12,479
Radio stores	4	57	1	(x)	3	(x)	(x)	(x)	(x)	(x)	...	...	55	992

See footnotes at end of table.

Table 14D.—RETAIL TRADE—TRUCKS AND TRUCK-TRACTORS OPERATED, DECEMBER 1948, BY LARGE STORES AND MULTIUNITS—STATE, BY KIND OF BUSINESS—Continued

[See text for explanatory material]

State and kind of business	Large stores and multiunits												Small single-unit stores	
	Stores reporting data on trucks and truck-tractors										Stores not reporting data on trucks or truck-tractors			
	Total		Stores not operating trucks or truck-tractors		Stores operating trucks and truck-tractors									
							Number of trucks and truck-tractors							
							Total	Manufacturers' rated capacity						
								Under 1½ tons	1½ tons	Over 1½ tons				
	Stores (Number)	Sales, entire year (Thousand dollars)	Number	Sales, entire year (Thousand dollars)	Number	Sales, entire year (Thousand dollars)					Number	Sales, entire year (Thousand dollars)	Number	Sales, entire year (Thousand dollars)
TENNESSEE--Continued														
Stores--Continued														
Automotive group, total	781	289,004	376	106,254	405	182,750	815	553	189	73	147	67,110	616	25,308
Motor vehicle (new and used) dealers	520	221,910	191	59,849	329	162,061	643	398	176	69	98	55,425	124	6,841
Motor vehicle (used) dealers	150	45,074	143	39,914	7	5,160	14	9	2	3	41	10,453	163	7,165
Tire, battery, accessory dealers	94	19,094	29	4,720	65	14,374	153	142	10	1	5	851	300	10,035
Other automotive dealers	17	2,926	13	1,771	4	1,155	5	4	1	...	3	381	29	1,267
Gasoline service stations	346	27,479	246	15,551	100	11,928	136	114	15	7	27	2,771	2,838	82,481
Lumber, building, hardware group, total	536	126,445	84	10,936	452	115,509	1,315	486	570	259	60	11,937	841	34,673
Lumber yards	184	53,952	2	(x)	182	(x)	(x)	(x)	(x)	(x)	10	2,095	88	4,289
Building materials dealers	30	14,211	1	(x)	29	(x)	(x)	(x)	(x)	(x)	4	1,824	86	3,814
Paint, glass, wallpaper stores	27	3,409	16	1,387	11	2,022	22	14	8	...	1	105	58	1,569
Heating, plumbing, electrical supply stores	30	4,513	4	(x)	26	(x)	(x)	(x)	(x)	(x)	4	574	100	3,879
Hardware stores	149	29,647	36	5,299	113	24,348	203	130	55	18	12	1,343	417	16,367
Farm equipment dealers	116	20,713	25	3,341	91	17,372	172	96	50	26	29	5,996	92	4,755
Drug and proprietary stores	176	24,906	161	22,416	15	2,490	16	16	...	...	42	5,563	795	32,136
Liquor stores	137	(x)	135	(x)	2	(x)	(x)	(x)	(x)	(x)	57	(x)	193	(x)
Second-hand stores	27	(x)	20	(x)	7	(x)	(x)	(x)	(x)	(x)	4	(x)	228	(x)
Other retail stores, total	481	67,294	226	22,251	255	45,043	873	275	470	128	53	7,902	1,567	43,412
Fuel dealers, except fuel oil	94	(x)	5	(x)	89	(x)	(x)	(x)	(x)	(x)	4	(x)	249	(x)
Fuel oil dealers	...	...	...	...	...	...	...	...	...	...	...	...	10	(x)
Ice dealers	13	(x)	1	(x)	12	(x)	(x)	(x)	(x)	(x)	9	(x)	28	(x)
Hay, grain, feed stores	87	15,812	16	1,445	71	14,367	146	50	61	35	2	266	223	8,186
Other farm, garden supply stores	42	7,267	10	1,286	32	5,981	56	20	22	14	9	1,547	45	1,677
Florists	23	2,718	7	226	16	2,492	39	36	3	...	...	...	236	5,236
All other retail stores	222	26,532	187	18,770	35	7,762	46	37	7	2	29	4,358	776	19,184
TEXAS														
Total	18,079	4,074,403	11,046	1,928,226	7,033	2,146,177	15,913	9,182	4,481	2,250	3,532	655,347	69,063	1,789,127
Warehouses, administrative offices, auxiliary units	...	...	...	...	...	...	597	137	156	304	...	...	...	...
Stores	18,079	4,074,403	11,046	1,928,226	7,033	2,146,177	15,316	9,045	4,325	1,946	3,532	655,347	69,063	1,789,127
Stores														
Food group, total	3,602	769,526	2,160	475,821	1,442	293,705	2,817	2,224	466	127	781	157,601	19,834	512,801
Grocery stores	3,296	711,986	1,992	468,209	1,304	243,777	1,641	1,416	173	52	725	152,339	17,992	475,904
Meat markets, fish markets	60	6,707	30	2,707	30	4,000	49	40	6	3	21	2,246	340	10,969
Milk dealers	33	28,775	...	...	33	(x)	(x)	(x)	(x)	(x)	3	1,028	18	899
Bakery products stores	41	4,117	19	945	22	3,172	84	79	5	...	14	699	555	11,117
Other food stores	172	17,941	119	(x)	53	(x)	(x)	(x)	(x)	(x)	18	1,289	929	13,912
Eating and drinking places	1,488	97,111	1,381	81,423	107	15,688	140	123	14	3	315	25,021	15,382	265,242
General stores	108	25,156	36	6,506	72	18,650	109	75	22	12	28	4,561	939	28,042
General merchandise group, total	1,282	754,609	1,130	377,874	152	376,735	568	361	135	72	243	36,681	1,866	57,211
Department stores	106	492,986	39	139,328	67	353,658	447	277	112	58	4	2,902	...	...
General merchandise, variety stores	1,176	261,623	1,091	238,546	85	23,077	121	84	23	14	239	33,779	1,866	57,211
Apparel group	1,346	277,576	1,292	235,386	54	42,190	74	68	5	1	290	55,324	2,223	72,581
Furniture, furnishings, appliance group, total	1,387	229,985	474	52,613	913	177,372	2,016	1,540	385	91	129	23,319	2,538	85,842
Furniture stores	633	130,533	127	14,208	506	116,325	1,106	763	297	46	66	12,494	994	37,298
Floor covering stores	36	7,401	6	569	30	6,832	79	64	9	6	1	50	99	3,674
Other home furnishing stores	79	14,111	39	9,383	40	4,728	79	66	11	2	4	1,087	411	8,678
Household appliance stores	627	76,902	298	27,950	329	48,952	743	638	68	37	56	9,560	903	33,486
Radio stores	12	1,038	4	503	8	535	9	9	...	...	2	128	131	2,706
Automotive group, total	2,514	907,154	1,282	330,380	1,232	576,774	2,320	1,609	471	240	660	204,433	2,692	108,347
Motor vehicle (new and used) dealers	1,597	725,804	682	212,335	915	513,469	1,723	1,069	431	223	493	166,925	534	30,347
Motor vehicle (used) dealers	424	102,083	404	93,758	20	8,325	36	20	10	6	105	27,139	681	28,356
Tire, battery, accessory dealers	452	70,506	167	18,819	285	51,687	545	508	27	10	55	8,707	1,293	44,200
Other automotive dealers	41	8,761	29	5,468	12	3,293	16	12	3	1	7	1,662	184	5,444
Gasoline service stations	820	70,427	470	31,169	350	39,258	487	351	102	34	189	18,071	10,283	261,311
Lumber, building, hardware group, total	2,615	538,564	739	96,089	1,876	442,475	4,749	1,737	2,069	943	341	66,628	2,688	111,385
Lumber yards	1,507	337,519	445	57,374	1,062	280,145	2,939	573	1,652	714	126	27,182	537	25,879
Building materials dealers	67	21,957	14	(x)	53	(x)	(x)	(x)	(x)	(x)	7	1,375	154	6,281
Paint, glass, wallpaper stores	122	14,871	82	7,178	40	7,693	65	49	14	2	19	1,797	285	8,848
Heating, plumbing, electrical supply stores	58	10,679	9	(x)	49	(x)	(x)	(x)	(x)	(x)	9	1,617	345	11,914
Hardware stores	305	46,205	94	10,999	21	35,206	362	263	77	22	51	6,690	951	35,588
Farm equipment dealers	556	107,333	95	15,409	461	91,924	942	628	207	107	129	27,967	416	22,875
Drug and proprietary stores	734	107,586	659	95,614	75	11,972	115	113	2	...	170	23,043	2,401	91,025
Liquor stores	665	56,891	601	44,902	64	11,989	91	79	10	2	153	10,198	1,749	46,902
Second-hand stores	99	6,110	70	1,987	29	4,123	99	37	22	40	13	1,601	1,169	15,337
Other retail stores, total	1,419	233,708	752	98,462	667	135,246	1,731	728	622	381	220	28,866	5,299	133,101
Fuel dealers, except fuel oil	138	19,565	8	(x)	130	(x)	(x)	(x)	(x)	(x)	13	2,207	130	5,733
Fuel oil dealers	11	1,791	...	...	11	1,791	57	15	22	20	1	141	35	1,276
Ice dealers	33	1,722	16	1,203	17	519	39	22	15	2	1	9	226	2,604
Hay, grain, feed stores	425	88,236	111	13,004	314	75,232	621	258	242	121	63	11,367	974	39,087
Other farm, garden supply stores	55	8,006	21	(x)	34	(x)	(x)	(x)	(x)	(x)	10	1,928	92	3,497
Florists	94	5,041	48	1,279	46	3,762	79	74	4	1	4	58	809	14,656
All other retail stores	663	109,347	548	79,585	115	29,762	217	185	27	5	128	13,156	3,033	66,248

See footnote at end of table.

Table 14D.—RETAIL TRADE—TRUCKS AND TRUCK-TRACTORS OPERATED, DECEMBER 1948, BY LARGE STORES AND MULTIUNITS—STATE, BY KIND OF BUSINESS—Continued

[See text for explanatory material]

State and kind of business	Large stores and multiunits												Small single-unit stores	
	Stores reporting data on trucks and truck-tractors										Stores not reporting data on trucks or truck tractors			
	Total		Stores not operating trucks or truck-tractors		Stores operating trucks and truck tractors									
							Number of trucks and truck-tractors							
								Manufacturers' rated capacity						
	Stores (Number)	Sales, entire year (Thousand dollars)	Number	Sales, entire year (Thousand dollars)	Number	Sales, entire year (Thousand dollars)	Total	Under 1½ tons	1½ tons	Over 1½ tons	Number	Sales, entire year (Thousand dollars)	Number	Sales, entire year (Thousand dollars)
UTAH														
Total	[illegible]	421,226	1,178	203,917	787	217,308	[illegible]	947	473	197	124	17,74?	4,7?1	139,798
Warehouses, administrative offices, auxiliary units	...	...	...	...	...	...	57	3	9	4	...	...	...	...
Stores	[illegible]	421,226	1,178	203,917	787	217,308	1,?70	944	474	1?2	124	17,743	4,7?1	139,798
Stores														
Food group, total	327	70,443	232	52,188	[illegible]	18,2??	21?	189	11	12	74	14,364	1,019	[illegible]
Grocery stores	276	64,801	200	50,870	76	13,931	[illegible]	80	2	10	69	13,8?8	770	27,2?6
Meat markets, fish markets	6	720	4	(x)	2	(x)	(x)	(x)	(x)	(x)	2	16?	17	404
Milk dealers	6	1,497	...	...	6	1,497	41	36	4	1	1	102	18	681
Bakery products stores	14	321	13	(x)	1	(x)	(x)	(x)	(x)	(x)	1	43	66	1,551
Other food stores	25	3,094	15	549	10	2,5??	7?	70	[illegible]	1	1	19?	147	2,710
Eating and drinking places	181	11,647	172	10,773	9	874	11	11	...	...	96	1,7?1	1,140	26,191
General stores	30	7,610	9	1,44?	21	6,16?	32	22	6	4	4	829	130	4,206
General merchandise group, total	124	75,723	101	38,697	23	37,026	92	63	24	5	...	...	74	2,261
Department stores	13	47,796	7	14,183	6	33,61?	72	49	30	3	...	...	...	...
General merchandise, variety stores	111	27,927	94	24,514	17	3,41?	20	14	4	2	...	...	74	2,261
Apparel group	147	27,181	131	23,784	16	3,397	16	16	...	...	3	290	211	6,681
Furniture, furnishings, appliance group, total	149	28,268	40	4,?2?	109	23,743	219	163	4?	11	...	...	200	6,813
Furniture stores	72	17,461	6	574	66	16,887	133	86	40	7	...	...	7	2,409
Floor covering stores	5	1,883	1	(x)	4	(x)	(x)	(x)	(x)	(x)	...	...	8	418
Other home furnishing stores	9	1,444	6	(x)	3	(x)	(x)	(x)	(x)	(x)	...	...	20	389
Household appliance stores	55	5,802	24	2,356	31	3,446	57	49	4	4	...	...	91	3,180
Radio stores	8	1,678	3	140	5	1,538	7	7	...	...	...	...	24	417
Automotive group, total	278	86,511	111	23,862	167	62,649	243	157	66	20	...	...	145	6,673
Motor vehicle (new and used) dealers	201	75,735	65	17,469	136	58,266	205	122	63	20	...	...	36	2,342
Motor vehicle (used) dealers	43	6,071	34	4,924	9	1,147	9	8	1	...	...	...	47	2,272
Tire, battery, accessory dealers	30	3,7?8	10	(x)	20	(x)	(x)	(x)	(x)	(x)	...	...	55	1,550
Other automotive dealers	4	[illegible]	2	(x)	2	(x)	(x)	(x)	(x)	(x)	...	...	12	509
Gasoline service stations	144	14,168	104	7,409	40	6,759	58	30	23	5	...	...	916	2?,865
Lumber, building, hardware group, total	215	41,624	38	5,249	177	36,?75	408	183	164	61	...	...	268	11,097
Lumber yards	95	20,736	7	923	88	19,813	236	58	133	45	...	...	44	2,244
Building materials dealers	9	1,4??	2	(x)	7	(x)	(x)	(x)	(x)	(x)	...	...	28	1,243
Paint, glass, wallpaper stores	11	1,45?	7	(x)	4	(x)	(x)	(x)	(x)	(x)	...	...	54	1,303
Heating, plumbing, electrical supply stores	19	3,537	4	393	15	3,144	53	44	9	...	...	...	44	2,063
Hardware stores	28	6,35?	9	2,018	19	4,337	35	21	3	11	...	...	2?	1,85?
Farm equipment dealers	53	8,105	9	952	44	7,153	60	45	11	4	...	...	46	2,389
Drug and proprietary stores	70	11,863	63	10,402	7	1,461	10	10	...	...	[illegible]	?09	130	5,744
Liquor stores	73	11,830	73	11,830	...	...	...	...	...	...	...	...	...	...
Second-hand stores	7	327	4	135	3	192	3	...	3	...	...	...	52	650
Other retail stores, total	210	34,041	100	13,599	110	20,442	266	110	122	34	...	...	404	11,01?
Fuel dealers, except fuel oil	34	4,437	1	(x)	33	(x)	(x)	(x)	(x)	(x)	...	...	54	1,?13
Fuel oil dealers	4	953	...	...	4	953	20	4	12	4	...	...	8	176
Ice dealers	...	...	...	...	...	...	...	...	...	...	...	...	[illegible]	(x)
Hay, grain, feed stores	51	14,814	12	4,509	39	10,305	89	33	43	13	...	...	24	1,308
Other farm, garden supply stores	5	713	2	(x)	3	(x)	(x)	(x)	(x)	(x)	...	...	13	487
Florists	9	10?	4	64	5	[illegible]	[illegible]	[illegible]	...	...	...	...	63	1,460
All other retail stores	107	13,614	81	9,701	26	3,913	28	21	[illegible]	2	...	...	300	(x)
VERMONT														
Total	1,043	191,???	471	68,957	572	122,996	1,299	666	412	221	101	26,374	5,931	119,477
Warehouses, administrative offices, auxiliary units	...	...	...	...	...	...	...	...	...	...	...	...	...	...
Stores	1,043	191,953	471	68,957	572	122,996	1,299	666	412	221	101	26,374	3,931	119,477
Stores														
Food group, total	198	28,686	87	10,845	111	17,841	238	189	33	16	71	22,069	1,095	38,875
Grocery stores	[illegible]	23,?60	79	10,647	56	13,113	106	93	11	2	70	21,849	94?	34,817
Meat markets, fish markets	[illegible]	(x)	...	...	[illegible]	(x)	(x)	(x)	(x)	(x)	...	...	17	(x)
Milk dealers	[illegible]	(x)	...	...	20	(x)	(x)	(x)	(x)	(x)	1	(x)	[illegible]	(x)
Bakery products stores	...	...	...	...	...	...	...	...	...	...	...	...	46	1,236
Other food stores	[illegible]	(x)	8	(x)	[illegible]	(x)	(x)	(x)	(x)	(x)	...	...	62	(x)
Eating and drinking places	[illegible]	5,368	[illegible]	2,673	6	[illegible]	8	8	...	...	1	104	526	12,660
General stores	8	1,0??	2	(x)	6	(x)	(x)	(x)	(x)	(x)	...	...	123	4,859
General merchandise group, total	[illegible]	21,088	63	17,278	9	3,810	11	10	1	...	[illegible]	298	68	2,?47
Department stores	10	8,18?	8	(x)	[illegible]	(x)	(x)	(x)	(x)	(x)	...	...	...	...
General merchandise, variety stores	[illegible]	12,80?	[illegible]	(x)	[illegible]	(x)	(x)	(x)	(x)	(x)	[illegible]	298	68	2,547
Apparel group	73	[illegible]	[illegible]	(x)	2	(x)	(x)	(x)	(x)	(x)	6	410	241	8,099
Furniture, furnishings, appliance group, total	70	8,8??	[illegible]	(x)	44	(x)	(x)	(x)	(x)	(x)	1	26	217	5,333
Furniture stores	[illegible]	[illegible]		4?	24	4,130	44	[illegible]	13	4	1	26	44	1,909
Floor covering stores	1	(x)	...	...	1	(x)	(x)	(x)	(x)	(x)	...	...	6	(x)
Other home furnishing stores	[illegible]	(x)	[illegible]	(x)	...	...	...	...	...	...	...	...	89	(x)
Household appliance stores	[illegible]	[illegible]	17	1,6??	21	2,?35	[illegible]	38	5	1	...	...	6	2,362
Radio stores	...	...	...	...	...	...	...	...	...	...	...	...	13	333

[illegible]

Table 14D.—RETAIL TRADE—TRUCKS AND TRUCK-TRACTORS OPERATED, DECEMBER 1948, BY LARGE STORES AND MULTIUNITS—STATE, BY KIND OF BUSINESS—Continued

[See text for explanatory material]

State and kind of business	Large stores and multiunits												Small single-unit stores	
	Stores reporting data on trucks and truck-tractors										Stores not reporting data on trucks or truck-tractors			
	Total		Stores not operating trucks or truck-tractors		Stores operating trucks and truck-tractors									
							Number of trucks and truck-tractors							
								Manufacturers' rated capacity						
	Stores (Number)	Sales, entire year (Thousand dollars)	Number	Sales, entire year (Thousand dollars)	Number	Sales, entire year (Thousand dollars)	Total	Under 1½ tons	1½ tons	Over 1½ tons	Number	Sales, entire year (Thousand dollars)	Number	Sales, entire year (Thousand dollars)
VERMONT--Continued														
Stores--Continued														
Automotive group, total	172	48,034	53	12,411	119	35,623	193	108	61	24	7	2,320	112	4,227
Motor vehicle (new and used) dealers	148	44,332	40	10,718	108	33,614	180	100	56	24	5	1,834	34	2,010
Motor vehicle (used) dealers	9	2,199	4	1,101	5	1,098	5	3	2	...	2	486	32	992
Tire, battery, accessory dealers	13	(x)	8	(x)	5	(x)	(x)	(x)	(x)	(x)	...	...	32	(x)
Other automotive dealers	2	(x)	1	(x)	1	(x)	(x)	(x)	(x)	(x)	...	...	14	(x)
Gasoline service stations	24	1,635	11	476	13	1,159	17	9	6	2	2	155	637	15,848
Lumber, building, hardware group, total	98	17,347	28	2,195	70	15,152	208	108	64	36	3	263	219	8,136
Lumber yards	20	4,890	1	(x)	19	(x)	(x)	(x)	(x)	(x)	...	...	8	531
Building materials dealers	12	2,962	1	(x)	11	(x)	(x)	(x)	(x)	(x)	...	...	9	193
Paint, glass, wallpaper stores	4	60	4	60	...	...	...	...	...	...	1	110	40	989
Heating, plumbing, electrical supply stores	12	1,890	2	(x)	10	(x)	(x)	(x)	(x)	(x)	...	...	48	1,902
Hardware stores	17	2,995	6	1,023	11	1,972	25	11	13	1	2	153	77	3,189
Farm equipment dealers	33	4,550	14	753	19	3,797	50	33	12	5	...	...	37	1,332
Drug and proprietary stores	14	1,725	13	(x)	1	(x)	(x)	(x)	(x)	(x)	...	...	126	5,666
Liquor stores	29	7,989	29	7,989	...	...	...	...	...	...	1	133	17	361
Second-hand stores	...	...	...	...	...	...	...	...	...	...	...	...	45	438
Other retail stores, total	241	43,000	52	3,202	189	39,798	523	162	225	136	3	594	505	12,408
Fuel dealers, except fuel oil	20	4,170	...	...	20	4,170	105	21	61	23	...	...	46	1,601
Fuel oil dealers	24	3,652	...	...	24	3,652	98	16	50	32	...	...	45	2,353
Ice dealers	...	...	...	...	...	...	...	...	...	...	...	...	17	148
Hay, grain, feed stores	144	29,902	15	1,079	129	28,823	288	103	108	77	2	303	29	1,511
Other farm, garden supply stores	1	(x)	...	...	1	(x)	(x)	(x)	(x)	(x)	...	...	5	(x)
Florists	2	(x)	1	(x)	1	(x)	(x)	(x)	(x)	(x)	...	...	21	(x)
All other retail stores	50	(x)	30	(x)	14	(x)	(x)	(x)	(x)	(x)	1	(x)	342	(x)
VIRGINIA														
Total	6,115	1,414,523	3,586	673,500	2,529	741,023	6,687	3,526	2,267	794	720	182,723	25,289	630,161
Warehouses, administrative offices, auxiliary units	...	...	...	...	...	...	89	12	12	65	...	...	...	...
Stores	6,115	1,414,523	3,586	673,500	2,529	741,023	6,598	3,514	2,355	729	720	182,723	25,289	630,161
Stores														
Food group, total	1,138	216,111	659	116,623	479	99,492	1,381	992	320	69	285	101,643	9,939	203,094
Grocery stores	890	178,724	492	108,854	398	69,870	527	445	65	17	277	101,115	8,749	181,331
Meat markets, fish markets	45	6,123	19	2,461	26	3,662	42	37	5	...	1	317	255	6,277
Milk dealers	25	19,804	...	...	25	19,804	598	319	228	51	...	...	9	303
Bakery products stores	20	1,314	15	612	5	702	9	9	...	...	...	...	112	3,252
Other food stores	158	10,150	133	4,696	25	5,454	203	182	22	1	7	211	814	11,931
Eating and drinking places	408	33,374	380	29,934	28	3,440	39	34	2	3	35	3,219	4,439	97,175
General stores	138	24,375	53	5,377	85	18,998	125	71	50	4	4	192	1,640	37,705
General merchandise group, total	470	232,839	379	127,581	91	105,254	267	179	68	20	28	2,809	486	15,999
Department stores	77	139,195	52	49,318	25	89,877	164	127	27	10	...	...	...	...
General merchandise, variety stores	393	93,640	327	78,263	66	15,377	103	52	41	10	28	2,809	486	15,999
Apparel group	687	111,517	655	93,615	32	17,902	36	35	1	...	59	7,313	895	33,973
Furniture, furnishings, appliance group, total	491	86,680	116	15,856	375	70,824	810	541	232	37	22	3,434	884	28,683
Furniture stores	272	56,178	44	6,853	228	49,325	479	267	187	25	11	2,228	311	12,386
Floor covering stores	9	1,215	1	(x)	8	(x)	(x)	(x)	(x)	(x)	...	...	27	846
Other home furnishing stores	29	5,808	15	3,837	14	1,971	27	23	2	2	2	62	232	3,855
Household appliance stores	172	21,897	52	3,985	120	17,912	279	233	37	9	9	1,144	277	10,801
Radio stores	9	1,582	4	(x)	5	(x)	(x)	(x)	(x)	(x)	...	...	37	795
Automotive group, total	910	297,601	386	94,879	524	202,722	1,091	675	282	134	104	39,808	508	21,981
Motor vehicle (new and used) dealers	643	249,982	215	62,958	428	187,024	938	542	264	132	81	33,493	170	10,139
Motor vehicle (used) dealers	117	27,952	102	25,526	15	2,426	19	10	9	...	13	4,917	107	4,302
Tire, battery, accessory dealers	127	15,458	56	4,189	71	11,269	120	109	9	2	5	489	187	6,342
Other automotive dealers	23	4,209	13	2,206	10	2,003	14	14	...	...	5	909	44	1,198
Gasoline service stations	324	26,043	233	15,097	91	10,946	133	83	45	5	55	4,192	3,704	95,451
Lumber, building, hardware group, total	511	131,901	86	14,417	425	117,484	1,283	478	605	200	31	5,249	559	23,436
Lumber yards	139	45,540	10	1,776	129	43,764	507	96	312	99	7	1,554	19	703
Building materials dealers	47	13,833	1	(x)	46	(x)	(x)	(x)	(x)	(x)	4	1,141	40	1,826
Paint, glass, wallpaper stores	16	1,874	7	(x)	9	(x)	(x)	(x)	(x)	(x)	1	188	54	1,528
Heating, plumbing, electrical supply stores	10	1,597	1	(x)	9	(x)	(x)	(x)	(x)	(x)	2	249	82	3,113
Hardware stores	187	40,755	50	9,389	137	31,366	247	151	72	24	10	1,175	292	12,411
Farm equipment dealers	112	28,302	17	2,471	95	25,831	264	160	80	24	7	942	72	3,855
Drug and proprietary stores	279	48,259	248	42,206	31	6,053	38	36	2	...	26	3,271	564	25,547
Liquor stores	104	90,297	104	90,297	...	...	...	...	...	...	...	...	8	137
Second-hand stores	21	1,031	18	842	3	189	8	2	3	3	...	...	188	3,515
Other retail stores, total	634	114,495	269	26,776	365	87,719	1,387	388	745	254	31	11,093	1,475	43,475
Fuel dealers, except fuel oil	115	(x)	4	(x)	111	(x)	(x)	(x)	(x)	(x)	4	(x)	185	(x)
Fuel oil dealers	20	(x)	...	...	20	(x)	(x)	(x)	(x)	(x)	...	...	34	(x)
Ice dealers	5	(x)	1	(x)	4	(x)	(x)	(x)	(x)	(x)	8	(x)	30	(x)
Hay, grain, feed stores	178	47,073	35	5,290	143	41,783	332	101	154	77	13	4,105	141	6,777
Other farm, garden supply stores	36	7,547	14	2,659	22	4,888	40	15	17	8	2	1,113	36	1,495
Florists	34	2,320	8	91	26	2,229	50	45	5	...	...	...	165	3,834
All other retail stores	246	27,218	207	18,062	39	9,156	56	44	12	...	24	3,691	884	23,032

See footnote at end of table.

Table 14D.—RETAIL TRADE—TRUCKS AND TRUCK-TRACTORS OPERATED, DECEMBER 1948, BY LARGE STORES AND MULTIUNITS—STATE, BY KIND OF BUSINESS—Continued

[See text for explanatory material]

State and kind of business	Large stores and multiunits												Small single-unit stores	
	Stores reporting data on trucks and truck-tractors										Stores not reporting data on trucks or truck-tractors			
	Total		Stores not operating trucks or truck-tractors		Stores operating trucks and truck tractors									
							Number of trucks and truck-tractors							
								Manufacturers' rated capacity						
	Stores (Number)	Sales, entire year (Thousand dollars)	Number	Sales, entire year (Thousand dollars)	Number	Sales, entire year (Thousand dollars)	Total	Under 1½ tons	1½ tons	Over 1½ tons	Number	Sales, entire year (Thousand dollars)	Number	Sales, entire year (Thousand dollars)
WASHINGTON														
Total	5,712	1,466,918	3,693	705,761	2,019	761,157	5,634	2,717	1,599	1,321	1,087	193,771	18,932	570,617
Warehouses, administrative offices, auxiliary units	...	...	...	...	...	...	130	10	19	101	...	...	...	...
Stores	5,712	1,466,918	3,693	705,761	2,019	761,157	5,504	2,707	1,577	1,220	1,087	193,771	18,932	570,617
Stores														
Food group, total	1,368	315,065	943	222,899	425	92,166	842	641	147	54	235	42,845	4,616	137,568
Grocery stores	1,122	280,170	788	210,371	334	69,805	388	343	33	12	182	37,076	3,636	126,333
Meat markets, fish markets	89	14,025	54	7,259	35	6,766	42	36	4	2	22	2,503	325	13,681
Milk dealers	38	13,647	6	711	32	12,936	341	195	106	40	3	1,351	22	1,189
Bakery products stores	48	3,388	40	2,625	8	463	11	10	1	...	5	240	248	7,343
Other food stores	71	4,129	55	1,933	16	2,196	60	57	3	...	23	1,675	385	9,022
Eating and drinking places	494	42,084	486	40,821	8	1,218	13	8	5	...	178	15,725	4,672	119,736
General stores	43	9,649	19	4,127	24	5,522	36	23	12	1	4	550	66	2,800
General merchandise group, total	348	83,171	289	101,365	59	181,806	212	118	54	40	32	4,037	442	12,425
Department stores	56	214,278	27	41,682	29	172,596	166	93	37	36	...	...	...	...
General merchandise, variety stores	292	68,893	262	59,683	30	9,210	46	25	17	4	32	4,037	442	12,425
Apparel group	440	73,391	432	71,637	8	1,754	9	1	2	2	113	16,360	944	28,698
Furniture, furnishings, appliance group, total	307	67,891	112	16,326	255	51,565	502	386	101	15	55	11,843	757	24,344
Furniture stores	162	38,509	34	4,627	128	33,882	233	140	82	11	30	8,820	217	7,874
Floor covering stores	20	4,293	1	(x)	19	(x)	(x)	(x)	(x)	(x)	3	673	48	1,783
Other home furnishing stores	16	3,356	12	(x)	4	(x)	(x)	(x)	(x)	(x)	3	51	122	2,288
Household appliance stores	161	20,430	62	8,511	99	11,919	198	181	14	3	19	2,299	291	10,855
Radio stores	8	1,223	3	123	5	1,200	9	8	1	...	...	...	79	1,544
Automotive group, total	681	276,989	348	96,370	333	180,619	614	433	118	63	11	7,039	550	23,046
Motor vehicle (new and used) dealers	468	242,114	206	76,266	262	165,848	497	303	94	66	110	49,401	112	6,612
Motor vehicle (used) dealers	96	16,331	90	(x)	6	(x)	(x)	(x)	(x)	(x)	30	1,448	187	8,060
Tire, battery, accessory dealers	94	12,113	38	3,187	56	8,926	125	116	9	2	6	1,210	169	5,615
Other automotive dealers	27	6,431	18	(x)	9	(x)	(x)	(x)	(x)	(x)	9	980	82	2,739
Gas line service stations	312	28,623	251	19,537	61	8,391	100	49	27	24	43	1,077	3,191	89,059
Lumber, building, hardware group, total	595	128,603	139	16,496	456	111,528	1,279	774	442	263	101	17,166	871	34,472
Lumber yards	253	49,268	46	5,137	207	44,131	339	116	289	134	11	8,170	115	3,179
Building materials dealers	29	6,971	4	293	25	6,678	130	22	34	74	1	503	73	3,184
Paint, glass, wallpaper stores	34	2,617	18	1,664	16	1,453	26	22	4	...	5	274	97	2,714
Heating, plumbing, electrical supply stores	28	5,399	3	297	25	5,102	103	71	26	6	7	1,025	135	4,883
Hardware stores	134	25,216	54	6,472	80	18,744	209	169	27	13	18	2,716	398	16,103
Farm equipment dealers	117	37,652	14	2,632	103	34,920	272	174	62	36	19	4,478	53	2,413
Drug and proprietary stores	184	31,437	174	29,016	10	2,419	10	10	...	...	65	9,062	598	26,183
Liquor stores	194	49,316	194	49,316	...	...	...	...	...	...	9	475	45	1,156
Second-hand stores	42	1,888	30	991	12	897	32	16	12	4	5	140	321	4,311
Other retail stores, total	640	149,437	272	36,866	368	112,671	1,885	444	657	784	92	13,452	1,805	46,839
Fuel dealers, except fuel oil	74	12,707	1	533	69	12,174	439	137	183	121	9	1,247	166	4,682
Fuel oil dealers	104	34,741	4	466	100	34,275	843	119	314	410	7	1,397	48	2,886
Ice dealers	3	(x)	...	...	2	(x)	(x)	(x)	(x)	(x)	...	...	8	122
Hay, grain, feed stores	169	38,627	15	1,615	154	37,012	466	113	145	208	14	3,561	118	5,770
Other farm, garden supply stores	13	3,243	4	746	9	1,497	19	12	7	...	3	394	31	931
Florists	20	1,578	11	551	9	1,027	19	19	...	...	6	436	210	4,206
All other retail stores	257	(x)	233	(x)	24	(x)	(x)	(x)	(x)	(x)	53	6,417	1,274	28,342
WEST VIRGINIA														
Total	3,828	779,272	2,324	387,389	1,504	391,883	3,205	1,992	883	330	516	127,392	16,921	381,319
Warehouses, administrative offices, auxiliary units	...	...	...	...	...	...	53	3	10	40	...	...	...	...
Stores	3,828	779,272	2,324	387,389	1,504	391,883	3,152	1,989	873	290	516	127,392	16,921	381,319
Stores														
Food group, total	729	119,064	434	67,078	295	51,986	671	421	127	23	150	60,328	6,606	136,041
Grocery stores	602	104,616	335	43,299	267	61,317	338	204	31	13	142	58,647	4,959	124,937
Meat markets, fish markets	18	1,909	16	(x)	2	(x)	(x)	(x)	(x)	(x)	2	771	36	1,376
Milk dealers	1	6,675	...	...	12	6,675	169	74	90	5	...	...	16	738
Bakery products stores	3	90	8	(x)	1	(x)	(x)	(x)	(x)	(x)	2	525	73	1,821
Other food stores	89	4,774	75	1,494	13	3,780	158	152	3	3	4	387	522	7,169
Eating and drinking places	203	10,177	156	9,438	7	737	11	11	...	...	48	3,647	4,240	66,366
General stores	311	73,771	110	18,094	201	55,677	292	164	108	20	16	3,420	416	12,897
General merchandise group, total	302	136,274	220	79,111	82	53,461	247	193	45	9	32	6,642	428	12,493
Department stores	36	63,413	17	22,705	19	40,608	89	65	22	2	1	2,594	...	...
General merchandise, variety stores	266	72,861	203	56,406	63	12,853	158	128	23	7	31	4,048	428	12,493
Apparel group	430	69,447	422	60,349	17	9,176	23	21	...	2	54	8,594	610	20,343
Furniture, furnishings, appliance group, total	199	52,974	74	5,706	260	47,268	560	392	142	26	32	4,453	489	17,962
Furniture stores	149	39,609	27	1,582	122	38,027	392	247	121	24	12	1,866	179	7,288
Floor covering stores	1	(x)	1	(x)	4	(x)	(x)	(x)	(x)	(x)	1	(x)	15	(x)
Other home furnishing stores	4	427	3	(x)	1	(x)	(x)	(x)	(x)	(x)	5	1,871	46	1,258
Household appliance stores	44	11,373	42	3,470	82	8,103	140	136	9	...	14	476	209	7,886
Radio stores	1	(x)	1	(x)	1	(x)	(x)	(x)	(x)	(x)	...	...	30	(x)

See footnote at end of table.

Table 14D.—RETAIL TRADE—TRUCKS AND TRUCK-TRACTORS OPERATED, DECEMBER 1948, BY LARGE STORES AND MULTIUNITS—STATE, BY KIND OF BUSINESS—Continued

[See text for explanatory material]

State and kind of business	Large stores and multiunits												Small single-unit stores	
	Stores reporting data on trucks and truck-tractors										Stores not reporting data on trucks or truck-tractors			
	Total		Stores not operating trucks or truck-tractors		Stores operating trucks and truck-tractors									
							Number of trucks and truck-tractors							
								Manufacturers' rated capacity						
	Stores (Number)	Sales, entire year (Thousand dollars)	Number	Sales, entire year (Thousand dollars)	Number	Sales, entire year (Thousand dollars)	Total	Under 1½ tons	1½ tons	Over 1½ tons	Number	Sales, entire year (Thousand dollars)	Number	Sales, entire year (Thousand dollars)
WEST VIRGINIA--Continued														
Stores--Continued														
Automotive group, total	541	160,346	265	60,956	276	99,390	428	305	91	32	99	27,261	334	13,579
Motor vehicle (new and used) dealers	385	130,220	159	38,567	226	91,653	338	229	78	31	79	24,252	96	5,756
Motor vehicle (used) dealers	78	21,182	69	(x)	9	(x)	(x)	(x)	(x)	(x)	13	2,183	92	3,426
Tire, battery, accessory dealers	74	7,819	34	1,818	40	6,001	71	66	5	...	6	627	123	3,611
Other automotive dealers	4	1,125	3	(x)	1	(x)	(x)	(x)	(x)	(x)	1	199	23	786
Gasoline service stations	174	11,750	140	8,943	34	2,807	49	32	6	11	24	2,134	2,000	50,255
Lumber, building, hardware group, total	247	56,691	50	3,806	197	52,885	584	205	256	123	26	6,024	406	14,404
Lumber yards	69	24,751	2	(x)	67	(x)	(x)	(x)	(x)	(x)	9	3,069	22	844
Building materials dealers	19	7,455	...	...	19	7,455	118	24	58	36	4	1,370	35	1,099
Paint, glass, wallpaper stores	34	2,312	21	775	13	1,537	17	15	2	...	2	39	57	1,342
Heating, plumbing, electrical supply stores	16	2,159	3	(x)	13	(x)	(x)	(x)	(x)	(x)	...	...	72	2,606
Hardware stores	89	16,833	17	1,479	72	15,354	115	79	25	11	7	1,315	202	7,611
Farm equipment dealers	20	3,181	7	1,019	13	2,162	21	6	13	2	4	231	18	902
Drug and proprietary stores	124	16,523	112	14,354	12	2,169	33	33	...	...	14	1,991	338	14,628
Liquor stores	135	46,777	135	46,777	...	...	...	...	...	...	1	125	4	145
Second-hand stores	4	315	1	(x)	3	(x)	(x)	(x)	(x)	(x)	...	...	117	1,190
Other retail stores, total	280	33,889	160	(x)	120	(x)	(x)	(x)	(x)	(x)	20	2,673	833	21,416
Fuel dealers, except fuel oil	9	(x)	...	...	9	(x)	(x)	(x)	(x)	(x)	...	...	18	(x)
Fuel oil dealers	...	...	...	...	...	...	...	...	...	...	...	...	3	(x)
Ice dealers	1	(x)	...	...	1	(x)	(x)	(x)	(x)	(x)	...	...	9	(x)
Hay, grain, feed stores	96	15,580	27	2,238	69	13,342	133	44	62	27	3	576	110	4,407
Other farm, garden supply stores	3	(x)	1	(x)	2	(x)	(x)	(x)	(x)	(x)	...	...	7	(x)
Florists	25	1,899	5	138	20	1,761	35	29	5	1	...	...	79	2,060
All other retail stores	146	14,876	127	10,315	19	4,561	38	27	11	...	17	2,097	607	14,039
WISCONSIN														
Total	8,959	1,956,204	4,806	854,184	4,153	1,102,020	9,957	5,152	3,156	1,649	845	208,824	36,696	1,075,693
Warehouses, administrative offices, auxiliary units	...	...	...	...	...	...	84	7	12	65	...	...	...	...
Stores	8,959	1,956,204	4,806	854,184	4,153	1,102,020	9,873	5,145	3,144	1,584	845	208,824	36,696	1,075,693
Stores														
Food group, total	1,846	340,308	1,065	177,231	781	163,077	2,159	1,646	273	240	251	98,553	7,508	275,107
Grocery stores	1,311	236,595	769	143,161	542	93,434	645	586	49	10	227	93,117	5,565	211,993
Meat markets, fish markets	175	29,841	94	15,021	81	14,820	112	98	10	4	12	1,891	533	24,166
Milk dealers	83	37,711	7	(x)	76	(x)	(x)	(x)	(x)	(x)	6	2,949	107	4,707
Bakery products stores	58	4,838	47	3,312	11	1,526	20	19	1	...	1	23	617	17,893
Other food stores	219	31,323	148	(x)	71	(x)	(x)	(x)	(x)	(x)	5	573	686	16,348
Eating and drinking places	572	42,600	552	39,196	20	3,404	80	62	7	11	96	8,105	13,798	283,338
General stores	129	30,955	63	10,271	66	20,684	99	67	29	3	7	1,599	384	15,559
General merchandise group, total	475	338,609	389	225,436	86	113,173	195	141	38	16	20	3,564	424	15,723
Department stores	78	237,483	39	136,529	39	100,954	122	91	22	9	2	1,190	...	...
General merchandise, variety stores	397	101,126	350	88,907	47	12,219	73	50	16	7	18	2,374	424	15,723
Apparel group	787	128,792	762	119,081	25	9,711	30	29	1	...	82	15,512	1,684	51,591
Furniture, furnishings, appliance group, total	567	88,635	210	22,023	357	66,612	616	458	133	25	42	6,503	1,339	45,004
Furniture stores	216	45,504	51	6,858	165	38,646	278	165	90	23	21	2,949	335	14,488
Floor covering stores	23	4,361	3	518	20	3,843	33	32	1	...	1	350	72	2,816
Other home furnishing stores	25	3,806	19	3,024	6	782	9	5	4	...	...	...	178	3,563
Household appliance stores	287	32,545	129	10,733	158	21,812	288	249	37	2	17	2,668	636	21,280
Radio stores	16	2,419	8	890	8	1,529	8	7	1	...	3	536	118	2,857
Automotive group, total	1,340	410,344	494	119,739	846	290,605	1,284	744	423	117	134	41,360	867	38,115
Motor vehicle (new and used) dealers	1,088	355,124	338	86,677	750	268,447	1,131	618	400	113	106	34,172	347	20,907
Motor vehicle (used) dealers	124	32,647	98	23,532	26	9,115	30	22	8	...	21	5,625	145	5,973
Tire, battery, accessory dealers	98	15,758	42	6,047	56	9,711	101	87	11	3	3	1,032	267	8,286
Other automotive dealers	30	6,815	16	3,483	14	3,332	22	17	4	1	4	531	108	2,949
Gasoline service stations	394	31,087	278	17,231	116	13,856	213	82	84	47	37	3,341	4,129	117,727
Lumber, building, hardware group, total	1,460	275,328	299	39,252	1,161	236,076	3,065	1,362	1,186	517	66	13,459	2,094	89,975
Lumber yards	587	126,342	70	8,024	517	118,318	1,516	393	782	341	16	4,070	106	5,862
Building materials dealers	66	18,333	10	3,266	56	15,067	230	45	94	91	4	888	80	4,170
Paint, glass, wallpaper stores	83	7,090	66	4,415	17	2,675	28	15	9	4	2	145	196	5,006
Heating, plumbing, electrical supply stores	76	11,855	13	1,154	63	10,701	204	167	35	2	5	1,501	307	11,497
Hardware stores	272	50,456	83	14,239	189	36,217	392	323	60	9	15	2,373	936	38,357
Farm equipment dealers	376	61,252	57	8,154	319	53,098	695	419	206	70	24	4,482	469	25,083
Drug and proprietary stores	236	36,287	217	32,958	19	3,329	21	20	1	...	29	3,571	926	42,737
Liquor stores	63	7,289	29	2,584	34	4,705	50	44	4	2	6	568	406	15,249
Second-hand stores	11	513	5	91	6	422	7	3	2	2	1	22	233	2,796
Other retail stores, total	1,079	225,457	443	49,091	636	176,366	2,054	487	963	604	74	12,667	2,904	82,772
Fuel dealers, except fuel oil	167	59,474	12	2,067	155	57,407	968	149	464	355	5	321	300	12,344
Fuel oil dealers	10	6,405	...	...	10	6,405	83	20	20	43	2	169	19	885
Ice dealers	4	520	...	...	4	520	42	5	36	1	1	57	72	994
Hay, grain, feed stores	555	118,131	161	22,800	394	95,331	821	214	413	194	36	6,897	298	15,263
Other farm, garden supply stores	20	3,586	6	481	14	3,105	35	14	20	1	1	293	31	779
Florists	14	1,159	5	32	9	1,127	20	19	1	...	...	...	247	6,277
All other retail stores	309	36,182	259	23,711	50	12,471	85	66	9	10	29	4,930	1,937	46,230

See footnote at end of table.

Table 14D.—RETAIL TRADE—TRUCKS AND TRUCK-TRACTORS OPERATED, DECEMBER 1948, BY LARGE STORES AND MULTIUNITS—STATE, BY KIND OF BUSINESS—Continued

[See text for explanatory material]

State and kind of business	Large stores and multiunits												Small single-unit stores	
	Stores reporting data on trucks and truck-tractors										Stores not reporting data on trucks or truck-tractors			
	Total		Stores not operating trucks or truck-tractors		Stores operating trucks and truck-tractors									
							Number of trucks and truck-tractors							
								Manufacturers' rated capacity						
	Stores (Number)	Sales, entire year (Thousand dollars)	Number	Sales, entire year (Thousand dollars)	Number	Sales, entire year (Thousand dollars)	Total	Under 1½ tons	1½ tons	Over 1½ tons	Number	Sales, entire year (Thousand dollars)	Number	Sales, entire year (Thousand dollars)
WYOMING														
Total	1,063	194,210	593	93,654	470	100,556	856	502	256	98	160	27,304	2,646	87,685
Warehouses, administrative offices, auxiliary units	...	...	...	...	...	...	...	...	...	...	...	...	...	...
Stores	1,063	194,210	593	93,654	470	100,556	856	502	256	98	160	27,304	2,646	87,685
Stores														
Food group, total	162	40,339	87	24,015	75	16,324	122	106	7	9	22	3,518	477	16,757
Grocery stores	147	37,881	82	23,733	65	14,148	93	79	6	8	22	3,518	379	14,207
Meat markets, fish markets	4	913	1	(x)	3	(x)	(x)	(x)	(x)	(x)	...	...	7	295
Milk dealers	5	(x)	...	...	5	(x)	(x)	(x)	(x)	(x)	...	...	9	(x)
Bakery products stores	3	86	1	(x)	2	(x)	(x)	(x)	(x)	(x)	...	...	24	819
Other food stores	3	(x)	3	(x)	...	...	...	...	...	...	...	...	58	(x)
Eating and drinking places	87	7,791	83	7,529	4	262	4	3	1	...	25	2,790	690	19,447
General stores	24	7,194	10	2,582	14	4,612	30	22	4	4	1	106	11	334
General merchandise group, total	72	20,709	67	18,022	5	2,687	11	10	1	...	3	376	38	1,438
Department stores	6	6,442	6	6,442	...	...	...	...	...	...	...	...	...	...
General merchandise, variety stores	66	14,267	61	11,580	5	2,687	11	10	1	...	3	376	38	1,438
Apparel group	63	7,675	63	7,675	...	...	...	...	...	...	11	1,787	154	5,568
Furniture, furnishings, appliance group, total	82	9,882	27	1,650	55	7,592	104	80	15	9	9	940	99	3,698
Furniture stores	35	5,283	4	374	31	4,909	50	40	8	2	2	299	30	1,392
Floor covering stores	1	(x)	...	...	1	(x)	(x)	(x)	(x)	(x)	...	...	1	(x)
Other home furnishing stores	2	(x)	1	(x)	1	(x)	(x)	(x)	(x)	(x)	...	...	5	(x)
Household appliance stores	42	3,749	20	(x)	22	(x)	(x)	(x)	(x)	(x)	7	641	52	1,787
Radio stores	2	(x)	2	(x)	...	...	...	...	...	...	...	...	11	(x)
Automotive group, total	179	45,567	75	14,768	104	30,799	156	83	56	17	47	12,341	113	4,614
Motor vehicle (new and used) dealers	153	40,856	57	11,071	96	29,785	145	74	54	17	41	11,550	43	2,451
Motor vehicle (used) dealers	15	3,435	15	3,435	...	...	...	...	...	...	4	649	19	791
Tire, battery, accessory dealers	8	799	1	(x)	7	(x)	(x)	(x)	(x)	(x)	1	14	40	1,084
Other automotive dealers	3	477	2	(x)	1	(x)	(x)	(x)	(x)	(x)	1	132	11	288
Gasoline service stations	107	10,129	47	3,258	60	6,871	100	41	38	21	15	1,424	513	16,455
Lumber, building, hardware group, total	158	28,683	46	4,911	112	23,772	241	113	107	21	7	1,274	139	6,075
Lumber yards	77	16,475	21	(x)	56	(x)	(x)	(x)	(x)	(x)	2	399	12	524
Building materials dealers	2	(x)	...	...	2	(x)	(x)	(x)	(x)	(x)	...	...	5	(x)
Paint, glass, wallpaper stores	6	537	3	(x)	3	(x)	(x)	(x)	(x)	(x)	...	...	15	359
Heating, plumbing, electrical supply stores	7	(x)	1	(x)	6	(x)	(x)	(x)	(x)	(x)	1	(x)	38	(x)
Hardware stores	30	4,071	15	1,454	15	2,617	22	15	7	...	2	261	48	2,517
Farm equipment dealers	36	6,183	6	684	30	5,499	50	26	19	5	2	504	21	932
Drug and proprietary stores	37	4,712	32	3,994	5	718	5	5	...	...	10	1,699	64	3,210
Liquor stores	15	(x)	14	(x)	1	(x)	(x)	(x)	(x)	(x)	2	246	33	1,801
Second-hand stores	2	(x)	2	(x)	...	...	...	...	...	...	...	...	39	(x)
Other retail stores, total	75	(x)	40	(x)	35	(x)	(x)	(x)	(x)	(x)	8	(x)	270	(x)
Fuel dealers, except fuel oil	9	(x)	...	...	9	(x)	(x)	(x)	(x)	(x)	3	(x)	8	(x)
Fuel oil dealers	...	...	...	...	...	...	...	...	...	...	...	...	1	(x)
Ice dealers	...	...	...	...	...	...	...	...	...	...	...	...	4	(x)
Hay, grain, feed stores	24	5,875	5	1,214	19	4,661	36	17	14	5	1	327	15	766
Other farm, garden supply stores	...	...	...	...	...	...	...	...	...	...	...	...	4	178
Florists	1	(x)	1	(x)	...	...	...	...	...	...	...	...	30	(x)
All other retail stores	41	3,106	34	2,273	7	833	8	8	...	...	4	322	214	5,646

x Withheld to avoid disclosure.

Table 14E.—TRUCKS, TRUCK-TRACTORS AND TRAILERS OPERATED BY WAREHOUSES, ADMINISTRATIVE OFFICES, AND AUXILIARY UNITS OF RETAIL MULTIUNIT ORGANIZATIONS, DECEMBER 1948—UNITED STATES, BY KIND OF BUSINESS

Kind of business	Organizations	Warehouses, administrative offices, auxiliary units	Trucks					Truck-tractors					Trailers and semi-trailers
			Total	Manufacturers' rated capacity				Total	Manufacturers' rated capacity				
				Under 1½ tons	1½ tons	Over 1½ tons and under 5 tons	5 tons and over		Under 1½ tons	1½ tons	Over 1½ tons and under 5 tons	5 tons and over	
	(Number)	(Number)	(Number)	(Number)	(Number)	(Number)	(Number)	(Number)	(Number)	(Number)	(Number)	(Number)	(Number)
United States, total	1,416	1,777	5,798	1,559	1,558	1,964	722	3,742	38	222	1,695	1,787	4,948
Food group, total	302	463	2,989	898	773	894	424	3,174	21	180	1,414	1,559	4,203
Grocery stores	226	381	2,407	588	626	791	402	3,141	21	178	1,386	1,556	4,147
Candy, nut, confectionery stores	25	26	28	7	9	6	6	...	...	...	...	...	...
Dairy products stores, milk dealers	17	21	445	281	107	53	4	22	...	...	21	1	41
Bakery products stores	8	9	62	3	19	33	7	4	...	...	4	...	3
Other food stores	26	26	47	19	12	11	5	7	...	2	3	2	12
Eating and drinking places, total	106	121	275	100	115	54	6	24	4	5	11	4	14
Restaurants, cafeterias, caterers	85	92	204	87	70	41	6	7	4	1	...	2	2
Lunch counters, refreshment stands	19	27	70	13	44	13	...	17	...	4	11	2	12
Drinking places	2	2	1	...	1	...	...	...	...	...	...	...	...
General stores	8	9	25	5	13	7	...	21	...	7	11	3	23
General merchandise group, total	127	197	817	128	190	499	...	214	4	5	163	42	449
Department stores	31	65	752	90	173	489	...	198	2	...	159	37	430
Dry goods, general merchandise stores	39	48	35	21	6	8	...	6	...	...	1	5	9
Variety stores	57	84	30	17	11	2	...	10	2	5	3	...	10
Apparel group, total	44	61	124	59	42	20	3	3	...	1	...	2	6
Men's, boys' clothing stores	37	37	20	9	10	1	...	...	...	...	...	...	1
Men's, boys' furnishings stores	13	13	4	2	2	...	...	...	...	...	...	...	1
Family clothing stores	52	54	5	1	2	2	...	...	...	...	...	...	...
Women's ready-to-wear stores	124	132	33	15	8	8	2	...	...	...	...	...	1
Millinery stores	65	66	3	3	...	...	...	...	...	...	...	...	...
Hosiery stores	11	11	4	3	1	...	...	...	...	...	...	...	...
Corset, lingerie stores	6	6	3	2	...	...	...	...	...	...	...	...	...
Apparel accessory, specialty stores	16	17	8	3	3	2	...	...	...	...	...	...	...
Men's shoe stores	13	13	4	...	4	...	...	...	...	...	...	...	...
Women's shoe stores	37	37	10	4	3	3	...	...	...	...	...	...	...
Family shoe stores	59	64	30	16	9	4	1	3	...	1	...	2	3
Furriers, fur shops	7	7	...	...	...	...	...	...	...	...	...	...	...
Other apparel stores	4	4	1	1	...	...	...	...	...	...	...	...	...
Furniture, furnishings, appliance group, total	67	95	337	93	127	107	10	13	1	3	9	...	15
Furniture stores	31	33	216	31	94	81	10	9	...	1	8	...	13
Floor covering, drapery stores	5	5	8	6	2	...	...	1	...	1	...	...	...
Other home furnishing stores	8	32	5	3	2	...	...	2	1	1	...	...	...
Household appliance stores	20	22	74	46	15	13	...	1	...	...	1	...	2
Radio stores	3	3	34	7	14	13	...	...	...	...	...	...	...
Automotive group, total	31	32	54	20	20	6	8	23	1	3	7	12	32
Tire, battery, accessory dealers[1]	31	32	54	20	20	6	8	23	1	3	7	12	32
Gasoline service stations	32	48	72	21	22	26	3	21	...	8	12	1	23
Lumber, building, hardware group, total	95	105	143	37	46	54	6	17	...	...	13	4	25
Lumber yards	68	75	31	12	10	7	2	6	...	...	6	...	6
Building materials dealers	3	3	54	6	18	30	...	...	...	...	...	...	5
Paint, glass, wallpaper stores	9	11	23	4	10	7	2	3	...	...	...	3	3
Heating and plumbing equipment dealers	3	4	10	3	2	4	1	...	...	...	...	...	...
Hardware stores, farm equipment dealers	12	12	25	12	6	6	1	8	...	...	7	1	11
Drug and proprietary stores, total	85	107	248	120	75	94	9	53	1	9	36	7	75
Drug stores, with fountain	53	74	258	102	60	90	6	46	...	6	35	5	67
Drug stores, other	27	28	32	17	10	2	3	7	1	3	1	2	8
Proprietary stores, with fountain	2	2	4	1	2	1	...	...	...	...	...	...	...
Proprietary stores, other	3	3	4	...	3	1	...	...	...	...	...	...	...
Liquor stores	30	38	53	27	13	12	1	20	3	...	3	14	15
Other retail stores, total	89	101	611	51	122	186	252	159	3	1	16	139	68
Ice dealers	4	4	30	4	...	26	...	...	...	...	...	...	...
Hay, grain, feed stores	15	15	29	12	10	4	3	5	...	...	...	5	8
Jewelry stores	22	23	2	1	1	...	...	...	...	...	...	...	...
Book stores	7	7	4	3	...	1	...	...	...	...	...	...	...
Cigar stores and stands	7	7	8	7	...	1	...	1	...	...	1	...	...
News dealers, newsstands	6	17	24	1	23	...	...	...	...	...	...	...	...
Optical goods stores	3	3	...	...	...	...	...	...	...	...	...	...	...
All other retail stores	25	25	514	23	88	154	249	153	3	1	15	134	60

[1] Includes data for 1 "Motor vehicle (new and used) dealers" administrative office, and 1 "Other automotive dealer" administrative office.

Table 14F.—TRUCKS, TRUCK-TRACTORS, AND TRAILERS OPERATED BY WAREHOUSES, ADMINISTRATIVE OFFICES, AND AUXILIARY UNITS OF RETAIL MULTIUNIT ORGANIZATIONS, DECEMBER 1948—GEOGRAPHIC DIVISION AND STATE

Kind of business	Organizations	Warehouses, administrative offices, auxiliary units	Trucks					Truck-tractors					Trailers and semi-trailers
			Total	Manufacturers' rated capacity				Total	Manufacturers' rated capacity				
				Under 1½ tons	1½ tons	Over 1½ tons and under 5 tons	5 tons and over		Under 1½ tons	1½ tons	Over 1½ tons and under 5 tons	5 tons and over	
	(Number)	(Number)	(Number)	(Number)	(Number)	(Number)	(Number)	(Number)	(Number)	(Number)	(Number)	(Number)	(Number)
United States, total	[1]1,416	1,777	5,798	1,559	1,558	1,959	722	3,742	38	222	[illegible]	1,787	[illegible]
Geographic divisions:													
New England	n.a.	144	298	85	66	85	62	111	...	...	11	100	167
Middle Atlantic	n.a.	562	1,285	251	286	409	339	477	...	42	108	327	673
East North Central	n.a.	345	1,453	414	385	414	240	1,146	12	32	808	294	1,637
West North Central	n.a.	137	698	93	85	509	11	401	...	2	132	267	552
South Atlantic	n.a.	138	424	157	156	93	18	403	3	30	253	117	514
East South Central	n.a.	60	138	40	54	44	...	96	7	9	57	23	132
West South Central	n.a.	135	498	160	154	178	6	264	1	24	91	138	341
Mountain	n.a.	42	112	47	34	26	5	194	...	5	14	175	216
Pacific	n.a.	214	892	312	338	201	41	660	15	78	221	346	736
New England													
Maine	4	4	5	...	...	...	5	21	...	...	...	21	21
New Hampshire	6	7	13	...	1	12	...	3	...	...	...	3	4
Vermont	...	...	...	...	...	...	...	...	...	...	...	...	...
Massachusetts	106	115	205	76	60	62	7	63	...	...	9	54	110
Rhode Island	6	6	6	...	2	3	1	2	...	...	1	...	...
Connecticut	13	13	69	9	3	8	49	22	...	...	...	22	40
Middle Atlantic:													
New York	403	435	737	132	184	262	159	203	...	39	56	108	253
New Jersey	24	29	110	28	25	36	21	78	...	1	10	67	148
Pennsylvania	81	98	438	91	77	111	159	196	...	2	42	152	272
East North Central													
Ohio	80	95	487	230	145	98	13	279	1	1	221	56	480
Indiana	28	30	93	24	23	7	...	105	...	4	69	32	146
Illinois	120	132	712	79	133	273	227	552	4	21	363	164	772
Michigan	62	67	178	75	71	32	...	149	7	6	130	6	159
Wisconsin	20	21	23	7	13	4	...	61	...	...	25	36	80
West North Central:													
Minnesota	33	33	16	6	2	8	...	83	...	...	24	59	97
Iowa	16	17	16	14	2	...	...	16	...	...	...	16	19
Missouri	64	68	617	48	75	483	11	213	...	...	54	155	346
North Dakota	...	...	...	...	...	...	...	...	...	...	...	...	...
South Dakota	...	...	...	...	...	...	...	...	...	...	...	...	...
Nebraska	9	9	8	2	1	5	...	44	...	2	16	31	53
Kansas	9	10	41	23	5	13	...	24	...	...	28	6	37
South Atlantic:													
Delaware	...	...	...	...	...	...	...	...	...	...	...	...	...
Maryland	15	15	45	14	8	11	12	19	...	...	...	19	31
District of Columbia	17	17	166	49	72	41	4	126	2	17	4	75	156
Virginia	26	25	36	12	12	12	...	93	...	...	91	2	61
West Virginia	12	14	15	3	10	2	...	38	...	...	35	3	37
North Carolina	22	24	41	17	18	6	...	27	1	...	24	2	32
South Carolina	6	7	44	29	7	7	2	72	...	...	61	11	87
Georgia	21	21	46	18	14	4	...	34	...	13	21	...	36
Florida	12	16	41	15	16	10	...	34	...	...	29	5	74
East South Central:													
Kentucky	12	12	28	6	11	11	...	31	7	...	29	...	46
Tennessee	32	33	80	24	30	26	...	49	...	1	25	23	69
Alabama	14	15	30	10	13	7	...	11	...	8	3	...	17
Mississippi	...	...	...	...	...	...	...	...	...	...	...	...	...
West South Central:													
Arkansas	7	7	19	4	4	2	...	24	...	...	19	5	22
Louisiana	14	14	59	11	16	20	12	21	...	...	...	21	21
Oklahoma	15	16	13	9	2	2	...	37	...	...	11	26	41
Texas	84	98	425	136	132	154	3	172	1	24	61	86	233
Mountain:													
Montana	6	6	7	2	1	2	2	25	...	1	...	24	34
Idaho	7	9	42	28	11	3	...	3	...		...	...	3
Wyoming	...	...	...	...	...	...	...	...	...	...	...	...	...
Colorado	13	14	40	12	12	15	1	95	...	...	6	89	103
New Mexico	...	...	...	...	...	...	...	...	...	...	...	...	...
Arizona	4	4	7	2	2	2	1	31	...	...	7	24	41
Utah	9	9	17	1	8	4	3	40	...	1	2	37	45
Nevada	...	...	...	...	...	...	...	...	...	...	...	...	...
Pacific:													
Washington	27	29	48	10	19	8	11	82	...	...	16	66	120
Oregon	12	12	15	...	11	1	3	58	2	...	6	50	77
California	61	173	829	302	308	192	27	520	13	78	199	230	539

n.a. Not available or not applicable.

[1] United States total for number of firms does not agree with summation of individual State figures because some firms operate in more than 1 State.

☆ U. S. GOVERNMENT PRINTING OFFICE 0—1951

MISCELLANEOUS

CONTENTS

Table		Page
15A	Self-Service in Grocery Stores--United States, by Single and Multiunits, 1948: Stores, sales, pay roll, and personnel	15.03
15B	Self-Service in Grocery Stores--Geographic Divisions, 1948: Stores, sales, pay roll, and personnel	15.03
15C	Self-Service in Grocery Stores--United States--Sales Size, by Single and Multiunits, 1948: Stores and sales	15.05
15D	Self-Service in Grocery Stores--Geographic Division, by Sales Size, 1948: Stores and sales	15.05
15E	Self-Service in Grocery Stores--Merchandise Line Sales--United States and Geographic Divisions, 1948	15.07
15F	Sales for Resale--United States, by Kind of Business, 1948	15.10
15G	Wholesale Trade--Sales to Household Consumers, Farmers, and Other Individual Users--United States, by Type of Operation and Kind of Business, 1948	15.11

P. O. -- 43 --R - FO - ch.15

Table 15A.— SELF–SERVICE IN GROCERY STORES—UNITED STATES, BY SINGLE AND MULTIUNITS: 1948

STORES, SALES, PAY ROLL, AND PERSONNEL

[Data based on sample. See text for description of sample and other explanatory material.]

Kind of business, single and multiunits, and type of service	Stores (Number)	Sales, entire year (Thousand dollars)	Pay roll, entire year (Thousand dollars)	Unincorporated businesses		Paid employees, workweek ended nearest Nov 15	
				Active proprietors, November (Number)	Unpaid family workers, November (Number)	Total (Number)	Full workweek (Number)
Grocery stores, without fresh meat, total.....	154,535	4,076,486	146,592	154,877	122,754	86,323	58,884
Stores with grocery department self-service.....	17,309	1,085,610	50,993	16,169	12,121	25,407	17,849
Stores with grocery department not self-service.....	91,218	1,918,295	61,717	90,519	75,656	38,276	24,373
Stores not analyzing service features.....	46,758	1,072,581	33,882	48,189	34,977	23,640	16,662
Single-unit stores, total.....	146,276	3,157,216	80,431	154,303	122,407	57,093	38,536
Stores with grocery department self-service.....	14,415	624,343	20,6[illegible]	15,953	12,033	12,569	8,537
Stores with grocery department not self-service.....	86,680	1,531,458	31,056	90,306	75,489	23,493	15,432
Stores not analyzing service features.....	45,181	1,001,415	28,726	48,044	34,885	21,031	14,567
2 or 3 store multiunits, total.....	988	86,862	6,139	521	325	2,931	2,466
Stores with grocery department self-service.....	336	47,082	3,223	183	74	1,351	1,151
Stores with grocery department not self-service.....	345	16,111	1,024	205	164	583	490
Stores not analyzing service features.....	307	23,669	1,832	133	87	997	825
4 or more store multiunits, total.....	7,021	832,408	60,022	53	22	26,299	17,882
Stores with grocery department self-service.....	2,558	414,185	27,061	33	14	11,487	8,141
Stores with grocery department not self-service.....	4,193	370,726	29,637	8	3	13,200	8,451
Stores not analyzing service features.....	270	47,497	3,324	12	5	1,612	1,270
Grocery stores, with fresh meat, total.....	223,655	20,949,998	1,121,977	229,878	177,789	592,597	434,388
Stores with grocery department self-service.....	94,513	14,762,628	862,968	91,462	65,694	430,592	313,921
Stores with grocery department not self-service.....	104,943	4,733,908	195,787	111,267	94,538	122,802	85,912
Stores not analyzing service features.....	24,199	1,453,462	63,222	27,149	17,557	39,203	34,555
Single-unit stores, total.....	200,788	11,651,100	480,334	226,679	175,907	303,425	228,534
Stores with grocery department self-service.....	76,327	6,298,036	291,188	89,353	64,637	174,139	132,346
Stores with grocery department not self-service.....	100,973	4,122,031	142,574	110,403	93,923	98,588	68,378
Stores not analyzing service features.....	23,488	1,231,033	46,572	26,923	17,347	30,698	27,810
2 or 3 store multiunits, total.....	4,841	812,431	61,757	2,902	1,729	31,878	25,147
Stores with grocery department self-service.....	3,144	639,127	48,043	1,896	996	24,671	19,282
Stores with grocery department not self-service.....	1,327	112,895	8,590	803	580	4,521	3,721
Stores not analyzing service features.....	370	60,409	5,124	203	153	2,686	2,144
4 or more multiunits, total.....	18,026	8,486,467	579,886	299	153	257,294	180,707
Stores with grocery department self-service.....	14,992	7,831,465	523,737	213	61	231,792	162,293
Stores with grocery department not self-service.....	2,643	498,982	44,623	61	35	19,693	13,813
Stores not analyzing service features.....	391	156,020	11,526	23	57	5,819	4,601

Table 15B.— SELF–SERVICE IN GROCERY STORES—GEOGRAPHIC DIVISIONS: 1948

STORES, SALES, PAY ROLL, AND PERSONNEL

[Data based on sample. See text for description of sample and other explanatory material.]

Geographic division, kind of business, and type of service	Stores (Number)	Sales, entire year (Thousand dollars)	Pay roll, entire year (Thousand dollars)	Unincorporated businesses		Paid employees, workweek ended nearest Nov. 15	
				Active proprietors, November (Number)	Unpaid family workers, November (Number)	Total (Number)	Full workweek (Number)
NEW ENGLAND DIVISION							
Grocery stores, without fresh meat, total.....	9,542	341,438	14,511	13,670	6,307	8,022	5,068
Stores with grocery department self-service.....	925	101,212	5,449	471	443	2,634	1,785
Stores with grocery department not self-service.....	6,167	178,866	7,175	9,636	4,227	4,101	2,463
Stores not analyzing service features.....	2,450	61,360	1,947	3,563	1,637	1,287	820
Grocery stores, with fresh meat, total.....	14,639	1,498,065	85,297	14,004	8,755	44,391	32,132
Stores with grocery department self-service.....	4,456	908,910	56,457	3,700	2,072	28,742	20,585
Stores with grocery department not self-service.....	8,693	508,577	25,073	8,736	5,881	13,513	9,898
Stores not analyzing service features.....	1,490	80,578	3,767	1,518	802	2,136	1,649
MIDDLE ATLANTIC DIVISION							
Grocery stores, without fresh meat, total.....	35,030	1,280,410	52,066	34,346	24,748	25,131	18,634
Stores with grocery department self-service.....	3,053	293,175	16,019	2,357	1,416	6,756	5,403
Stores with grocery department not self-service.....	24,072	981,010	27,088	23,592	17,937	13,625	9,672
Stores not analyzing service features.....	7,905	256,225	8,959	8,397	5,395	4,750	3,559
Grocery stores, with fresh meat, total.....	32,117	3,723,023	217,059	31,547	23,573	101,[illegible]	79,672
Stores with grocery department self-service.....	9,746	2,519,797	160,900	7,768	5,580	71,453	56,361
Stores with grocery department not self-service.....	19,543	1,043,828	49,219	20,697	16,020	26,627	20,376
Stores not analyzing service features.....	2,828	159,398	6,940	3,082	1,973	3,724	2,941
EAST NORTH CENTRAL DIVISION							
Grocery stores, without fresh meat, total.....	17,200	604,723	25,035	17,538	15,923	10,082	9,651
Stores with grocery department self-service.....	2,343	171,732	8,700	1,971	1,472	5,054	2,937
Stores with grocery department not self-service.....	9,702	294,117	11,040	9,849	8,591	4,997	4,110
Stores not analyzing service features.....	5,155	138,874	5,195	5,718	3,860	4,031	2,604
Grocery stores, with fresh meat, total.....	48,992	4,681,920	246,056	52,228	38,747	135,[illegible]14	92,774
Stores with grocery department self-service.....	20,611	3,465,996	188,264	20,583	13,884	100,297	67,562
Stores with grocery department not self-service.....	23,287	1,116,470	44,232	25,771	21,103	27,670	19,302
Stores not analyzing service features.....	5,094	299,454	13,960	5,874	3,760	[illegible]7,147	[illegible]5,907

Table 15B.—SELF-SERVICE IN GROCERY STORES—GEOGRAPHIC DIVISIONS: 1948—Continued

STORES, SALES, PAY ROLL, AND PERSONNEL

[Data based on sample. See text for description of sample and other explanatory material.]

Geographic division, kind of business, and type of service	Stores (Number)	Sales, entire year (Thousand dollars)	Pay roll, entire year (Thousand dollars)	Unincorporated businesses: Active proprietors, November (Number)	Unincorporated businesses: Unpaid family workers, November (Number)	Paid employees, workweek ended nearest Nov. 15: Total (Number)	Paid employees, workweek ended nearest Nov. 15: Full workweek (Number)
WEST NORTH CENTRAL DIVISION							
Grocery stores, without fresh meat, total.....	8,572	282,199	9,062	8,764	7,038	7,124	4,470
Stores with grocery department self-service.....	1,425	86,086	3,449	1,370	1,117	2,607	1,539
Stores with grocery department not self-service.....	4,264	102,372	2,745	4,226	3,615	2,215	1,335
Stores not analyzing service features.....	2,883	93,741	2,868	3,168	2,306	2,302	1,596
Grocery stores, with fresh meat, total.....	22,684	2,006,455	104,833	23,465	17,637	62,501	43,836
Stores with grocery department self-service.....	11,962	1,473,186	83,140	11,644	7,980	47,105	32,796
Stores with grocery department not self-service.....	8,253	372,362	14,678	9,040	7,715	10,717	7,743
Stores not analyzing service features.....	2,469	160,907	7,015	2,781	1,942	4,679	3,297
SOUTH ATLANTIC DIVISION							
Grocery stores, without fresh meat, total.....	30,729	419,071	11,878	30,583	25,091	9,295	6,326
Stores with grocery department self-service.....	1,085	40,268	1,719	1,008	717	1,011	705
Stores with grocery department not self-service.....	19,811	239,655	6,039	19,688	17,099	4,811	3,131
Stores not analyzing service features.....	9,833	139,148	4,120	9,887	7,275	3,473	2,490
Grocery stores, with fresh meat, total.....	34,953	2,583,153	131,129	34,511	27,990	81,359	59,289
Stores with grocery department self-service.....	10,347	1,677,794	98,248	9,395	6,285	54,897	39,889
Stores with grocery department not self-service.....	20,911	749,216	29,377	21,145	19,168	21,482	15,432
Stores not analyzing service features.....	3,695	156,143	3,504	3,971	2,537	4,980	3,968
EAST SOUTH CENTRAL DIVISION							
Grocery stores, without fresh meat, total.....	23,149	273,947	3,924	23,252	20,923	4,401	2,607
Stores with grocery department self-service.....	753	15,693	480	761	733	435	252
Stores with grocery department not self-service.....	14,455	154,115	1,692	14,425	13,397	2,006	1,048
Stores not analyzing service features.....	7,941	104,139	1,752	8,066	6,793	1,960	1,307
Grocery stores, with fresh meat, total.....	18,795	1,170,895	55,113	19,214	16,087	37,760	27,782
Stores with grocery department self-service.....	6,326	709,850	38,754	6,047	4,374	24,168	17,730
Stores with grocery department not self-service.....	10,262	374,074	12,729	10,716	10,108	11,060	8,107
Stores not analyzing service features.....	2,207	86,971	3,630	2,451	1,605	2,532	1,945
WEST SOUTH CENTRAL DIVISION							
Grocery stores, without fresh meat, total.....	18,010	291,380	8,068	18,114	16,460	5,998	4,434
Stores with grocery department self-service.....	3,264	71,413	1,897	3,205	2,918	1,159	842
Stores with grocery department not self-service.....	9,134	116,446	2,815	9,084	8,812	2,009	1,546
Stores not analyzing service features.....	5,612	103,521	3,356	5,825	4,730	2,830	2,046
Grocery stores, with fresh meat, total.....	27,757	1,964,238	90,632	28,705	26,400	56,077	43,349
Stores with grocery department self-service.....	14,854	1,454,573	72,564	15,159	13,350	43,208	33,034
Stores with grocery department not self-service.....	9,352	300,634	8,647	9,666	10,196	6,747	5,166
Stores not analyzing service features.....	3,551	209,031	9,421	3,880	2,854	6,122	5,149
MOUNTAIN DIVISION							
Grocery stores, without fresh meat, total.....	3,125	80,740	2,480	3,168	2,954	1,690	1,243
Stores with grocery department self-service.....	608	25,007	874	596	627	575	379
Stores with grocery department not self-service.....	1,246	23,624	433	1,266	1,249	318	204
Stores not analyzing service features.....	1,271	32,109	1,173	1,306	1,078	797	660
Grocery stores, with fresh meat, total.....	7,558	790,004	40,773	8,077	6,853	19,725	14,609
Stores with grocery department self-service.....	4,690	639,962	34,520	4,770	4,049	16,319	11,891
Stores with grocery department not self-service.....	1,836	81,599	3,046	2,051	1,828	1,761	1,360
Stores not analyzing service features.....	1,032	68,443	3,207	1,256	976	1,645	1,358
PACIFIC DIVISION							
Grocery stores, without fresh meat, total.....	8,928	482,578	19,508	10,442	6,310	8,580	6,451
Stores with grocery department self-service.....	3,853	281,024	12,306	4,430	2,678	5,176	4,007
Stores with grocery department not self-service.....	2,367	78,090	2,690	2,753	1,729	1,194	864
Stores not analyzing service features.....	2,708	123,464	4,512	3,259	1,903	2,210	1,580
Grocery stores, with fresh meat, total.....	16,160	2,532,245	150,385	18,127	11,747	53,166	40,939
Stores with grocery department self-service.....	11,521	2,112,560	130,121	12,396	8,120	44,403	34,087
Stores with grocery department not self-service.....	2,306	197,148	7,426	3,305	2,429	3,225	2,722
Stores not analyzing service features.....	1,333	222,537	12,838	2,336	1,198	5,538	4,350

Table 15C.—SELF-SERVICE IN GROCERY STORES—UNITED STATES—SALES SIZE, BY SINGLE AND MULTIUNITS: 1948

STORES AND SALES

[Data based on sample. See text for description of sample and other explanatory material.]

Kind of business, single and multiunits, and type of service	Total		Stores operated entire year with annual sales of—							
			$500,000 or more		$300,000, to $499,999		$100,000 to $299,999		Less than $100,000	
	Stores (Number)	Sales, entire year (Thousand dollars)	Stores (Number)	Sales, entire year (Thousand dollars)	Stores (Number)	Sales, entire year (Thousand dollars)	Stores (Number)	Sales, entire year (Thousand dollars)	Stores (Number)	Sales, entire year (Thousand dollars)
Grocery stores, without fresh meat, total	154,285	4,076,496	131	104,941	404	149,576	6,267	946,316	147,483	2,875,753
Stores with grocery department self-service	17,309	1,085,610	77	58,530	293	108,563	2,888	466,332	14,051	452,185
Stores with grocery department not self-service	91,218	1,918,295	22	17,262	37	13,647	2,181	300,802	88,978	1,586,584
Stores not analyzing service features	45,758	1,072,581	32	29,049	74	27,366	1,198	179,182	44,454	836,984
Single unit stores, total	146,276	3,157,216	63	49,264	149	54,972	3,005	436,897	143,059	2,616,083
Stores with grocery department self-service	14,415	624,343	31	23,232	81	30,147	1,161	174,699	13,142	396,265
Stores with grocery department not self-service	86,680	1,531,458	13	9,520	25	9,136	823	114,149	85,819	1,398,653
Stores not analyzing service features	45,181	1,001,415	19	16,512	43	15,689	1,021	148,049	44,098	821,165
2 or 3 store multiunits, total	988	86,862	12	8,309	34	13,125	234	38,156	708	27,272
Stores with grocery department self-service	336	47,082	7	5,069	30	11,656	138	22,861	161	7,496
Stores with grocery department not self-service	345	16,111	1	(x)	1	(x)	32	4,660	311	10,409
Stores not analyzing service features	307	23,669	4	(x)	3	(x)	64	10,635	236	9,367
4 or more store multiunits, total	7,021	832,408	56	47,268	221	81,479	3,028	471,263	3,716	232,398
Stores with grocery department self-service	2,558	414,185	39	30,229	182	66,760	1,589	268,772	748	48,424
Stores with grocery department not self-service	4,193	370,726	8	(x)	11	(x)	1,326	181,993	2,848	177,522
Stores not analyzing service features	270	47,497	9	(x)	28	(x)	113	20,498	120	6,452
Grocery stores, with fresh meat, total	223,655	20,949,998	7,437	6,587,436	6,147	2,374,958	32,225	5,193,638	177,846	6,793,966
Stores with grocery department self-service	94,513	14,762,628	7,049	6,210,295	5,433	2,110,624	21,858	3,623,897	60,173	2,817,812
Stores with grocery department not self-service	104,943	4,733,908	191	167,759	502	184,068	7,428	1,127,821	96,822	3,254,260
Stores not analyzing service features	24,199	1,453,462	197	209,382	212	80,266	2,939	441,920	20,851	721,894
Single units stores, total	200,788	11,651,100	798	657,373	1,784	663,775	24,850	3,777,275	173,356	6,552,677
Stores with grocery department self-service	76,377	6,292,036	645	521,128	1,403	522,902	16,456	2,559,687	57,873	2,688,319
Stores with grocery department not self-service	100,973	4,122,031	72	61,010	233	85,287	5,658	814,797	95,010	3,160,937
Stores not analyzing service features	23,438	1,237,033	81	75,235	148	55,586	2,736	402,791	20,473	703,421
2 or 3 store multiunits, total	4,841	812,431	288	255,542	370	141,918	1,684	290,938	2,499	124,033
Stores with grocery department self-service	3,144	639,127	245	220,489	319	122,231	1,306	227,836	1,274	68,571
Stores with grocery department not self-service	1,327	112,895	19	13,864	28	11,086	264	42,638	1,016	45,307
Stores not analyzing service features	370	60,409	24	21,189	23	8,601	114	20,464	209	10,155
4 or more store multiunits, total	18,026	8,486,467	6,351	5,674,521	3,993	1,569,265	5,691	1,125,425	1,991	117,256
Stores with grocery department self-service	14,992	7,831,465	6,159	5,468,678	3,711	1,465,491	4,096	836,374	1,026	60,922
Stores with grocery department not self-service	2,643	498,982	100	92,885	241	87,695	1,506	270,386	796	48,016
Stores not analyzing service features	391	156,020	92	112,958	41	16,079	89	18,665	169	8,318

x Withheld to avoid disclosure.

Table 15D.—SELF-SERVICE IN GROCERY STORES—GEOGRAPHIC DIVISION, BY SALES SIZE: 1948

STORES AND SALES

[Data based on sample. See text for description of sample and other explanatory material.]

Geographic division, kind of business, and type of service	Total		Stores operated entire year with annual sales of—							
			$500,000 or more		$300,000, to $499,999		$100,000 to $299,999		Less than $100,000	
	Stores (Number)	Sales, entire year (Thousand dollars)	Stores (Number)	Sales, entire year (Thousand dollars)	Stores (Number)	Sales, entire year (Thousand dollars)	Stores (Number)	Sales, entire year (Thousand dollars)	Stores (Number)	Sales, entire year (Thousand dollars)
NEW ENGLAND DIVISION										
Grocery stores, without fresh meat, total	9,542	341,438	13	16,502	28	10,015	617	99,640	8,884	215,281
Stores with grocery department self-service	925	101,212	3	2,205	24	8,580	410	72,214	488	18,213
Stores with grocery department not self-service	6,167	178,866	7	(x)	2	(x)	172	22,271	5,986	149,490
Stores not analyzing service features	2,450	61,360	3	(x)	2	(x)	35	5,155	2,410	47,578
Grocery stores with fresh meat, total	14,639	1,498,065	653	579,987	297	116,348	1,912	293,903	11,777	507,827
Stores with grocery department self-service	4,456	908,910	597	534,720	205	82,530	954	150,046	2,700	141,614
Stores with grocery department not self-service	8,693	508,577	48	38,574	83	30,311	786	118,541	7,776	321,151
Stores not analyzing service features	1,490	80,578	8	6,693	9	3,507	172	25,316	1,301	45,062
MIDDLE ATLANTIC DIVISION										
Grocery stores, without fresh meat, total	35,030	1,280,410	40	27,668	200	73,919	1,999	298,610	32,791	880,213
Stores with grocery department self-service	3,053	293,175	27	18,233	148	54,726	807	131,894	2,071	88,322
Stores with grocery department not self-service	24,072	731,010	5	4,452	17	6,311	863	116,320	23,187	603,927
Stores not analyzing service features	7,905	256,225	8	4,983	35	12,882	329	50,396	7,533	187,964
Grocery stores with fresh meat, total	32,117	3,723,023	1,606	1,566,402	1,103	426,703	4,449	736,246	24,959	993,672
Stores with grocery department self-service	9,746	2,519,797	1,526	1,490,726	911	356,117	2,359	411,865	4,950	261,089
Stores with grocery department not self-service	19,543	1,043,828	67	62,214	169	61,564	1,770	275,896	17,537	644,154
Stores not analyzing service features	2,828	159,398	13	13,462	23	9,022	320	48,485	2,472	88,429

See footnote at end of table.

Table 15D.—SELF-SERVICE IN GROCERY STORES—GEOGRAPHIC DIVISION, BY SALES SIZE: 1948—Continued

STORES AND SALES

[Data based on sample. See text for description of sample and other explanatory material.]

Geographic division, kind of business, and type of service	Total		Stores operated entire year with annual sales of—							
			$500,000 or more		$300,000, to $499,999		$100,000 to $299,999		Less than $100,000	
	Stores (Number)	Sales, entire year (Thousand dollars)	Stores (Number)	Sales, entire year (Thousand dollars)	Stores (Number)	Sales, entire year (Thousand dollars)	Stores (Number)	Sales, entire year (Thousand dollars)	Stores (Number)	Sales, entire year (Thousand dollars)
EAST NORTH CENTRAL DIVISION										
Grocery stores, without fresh meat, total	17,260	624,723	9	(x)	42	(x)	1,297	194,026	15,352	409,309
Stores with grocery department self-service	2,343	171,732	4	2,835	31	11,428	571	91,165	1,737	66,304
Stores with grocery department not self-service	9,702	294,117	2	(x)	6	(x)	548	76,321	9,146	214,569
Stores not analyzing service features	5,155	158,874	3	2,069	5	1,829	178	26,540	4,969	128,436
Grocery stores, with fresh meat, total	48,992	4,681,920	1,570	1,425,770	292	501,255	7,272	1,157,896	38,858	1,596,999
Stores with grocery department self-service	20,611	3,265,996	1,519	1,375,791	1,168	454,933	4,772	796,291	13,152	642,982
Stores with grocery department not self-service	23,287	1,116,470	25	25,993	87	32,256	1,837	275,509	21,338	782,712
Stores not analyzing service features	5,094	299,454	26	23,986	37	14,067	663	96,096	4,368	165,305
WEST NORTH CENTRAL DIVISION										
Grocery stores, without fresh meat, total	8,572	282,199	8	5,973	11	4,070	420	62,238	8,133	209,918
Stores with grocery department self-service	1,425	86,086	5	3,534	7	2,386	190	29,095	1,223	51,071
Stores with grocery department not self-service	4,264	102,372	1	(x)	...	...	123	(x)	4,140	84,327
Stores not analyzing service features	2,883	93,741	2	(x)	4	1,684	107	(x)	2,770	74,520
Grocery stores, with fresh meat, total	22,684	2,006,455	482	381,372	666	254,135	3,957	632,583	17,579	738,365
Stores with grocery department self-service	11,962	1,473,186	450	352,108	621	236,963	3,085	503,412	7,806	380,703
Stores with grocery department not self-service	8,253	372,362	11	13,046	22	8,317	546	80,347	7,674	270,652
Stores not analyzing service features	2,469	160,907	21	16,218	23	8,855	326	48,824	2,099	87,010
SOUTH ATLANTIC DIVISION										
Grocery stores, without fresh meat, total	30,729	419,071	7	(x)	9	(x)	396	59,053	30,317	352,317
Stores with grocery department self-service	1,085	40,268	...	...	2	(x)	104	(x)	979	23,116
Stores with grocery department not self-service	19,811	239,655	4	2,426	4	1,451	190	27,494	19,613	208,324
Stores not analyzing service features	9,833	139,148	3	(x)	3	1,063	102	(x)	9,725	120,877
Grocery stores, with fresh meat, total	34,953	2,583,153	890	793,671	658	254,357	3,660	585,550	29,745	949,575
Stores with grocery department self-service	10,347	1,677,794	868	774,989	591	229,701	2,311	383,572	6,577	289,532
Stores with grocery department not self-service	20,911	749,216	14	8,856	49	18,018	1,080	162,169	19,768	560,173
Stores not analyzing service features	3,695	156,143	8	9,826	18	6,638	269	39,809	3,400	99,870
EAST SOUTH CENTRAL DIVISION										
Grocery stores, without fresh meat, total	23,149	273,947	2	(x)	8	(x)	155	21,108	22,984	248,749
Stores with grocery department self-service	753	15,693	...	...	1	(x)	27	(x)	725	11,443
Stores with grocery department not self-service	14,455	154,115	1	(x)	2	(x)	73	9,933	14,379	142,849
Stores not analyzing service features	7,941	104,139	1	(x)	5	1,815	55	(x)	7,880	94,457
Grocery stores, with fresh meat, total	18,795	1,170,895	247	199,136	235	89,020	2,044	324,123	16,269	558,616
Stores with grocery department self-service	6,326	709,850	233	188,714	212	80,554	1,406	229,166	4,475	211,416
Stores with grocery department not self-service	10,262	374,074	10	6,906	14	5,254	476	71,501	9,762	290,413
Stores not analyzing service features	2,207	86,971	4	3,516	9	3,212	162	23,456	2,032	56,787
WEST SOUTH CENTRAL DIVISION										
Grocery stores, without fresh meat, total	18,010	291,380	4	2,970	13	4,374	315	45,757	17,678	238,279
Stores with grocery department self-service	3,764	71,413	...	...	5	1,741	113	16,648	3,146	53,024
Stores with grocery department not self-service	9,134	116,446	...	...	1	(x)	83	(x)	9,050	104,104
Stores not analyzing service features	5,612	103,521	4	2,970	7	(x)	119	(x)	5,482	81,151
Grocery stores, with fresh meat, total	27,757	1,964,238	488	400,383	572	216,843	3,576	578,825	23,121	768,187
Stores with grocery department self-service	14,854	1,454,573	452	348,205	522	199,058	2,834	467,196	11,046	440,114
Stores with grocery department not self-service	9,352	300,634	3	1,987	22	7,735	375	56,599	8,952	234,313
Stores not analyzing service features	3,551	209,031	33	50,191	28	10,050	367	55,030	3,123	93,760
MOUNTAIN DIVISION										
Grocery stores, without fresh meat, total	3,185	80,740	...	...	13	4,934	109	16,014	3,003	59,792
Stores with grocery department self-service	608	25,007	...	...	9	3,341	47	6,875	552	14,791
Stores with grocery department not self-service	1,246	23,624	...	...	2	(x)	22	(x)	1,222	19,330
Stores not analyzing service features	1,271	32,109	...	...	2	(x)	40	(x)	1,229	25,671
Grocery stores, with fresh meat, total	7,558	799,004	287	217,091	318	122,750	1,477	238,920	5,476	211,243
Stores with grocery department self-service	4,690	639,962	280	210,929	291	113,191	1,139	187,510	2,980	128,332
Stores with grocery department not self-service	1,834	81,599	3	2,465	13	4,488	145	21,770	1,675	52,876
Stores not analyzing service features	1,034	68,443	4	3,697	14	5,071	193	29,640	821	30,035
PACIFIC DIVISION										
Grocery stores, without fresh meat, total	8,648	482,578	48	40,167	80	30,646	959	149,870	7,841	261,895
Stores with grocery department self-service	3,853	281,024	38	31,923	66	25,163	619	98,237	3,130	125,901
Stores with grocery department not self-service	2,867	78,040	2	(x)	3	(x)	107	15,953	2,755	59,664
Stores not analyzing service features	1,928	123,514	8	(x)	11	(x)	233	35,680	1,956	76,330
Grocery stores, with fresh meat, total	16,101	2,532,345	1,114	1,023,624	1,000	393,547	3,878	645,592	10,062	469,482
Stores with grocery department self-service	11,571	2,111,560	1,104	934,113	914	359,578	2,998	504,839	6,487	316,030
Stores with grocery department not self-service	2,906	187,142	10	7,718	43	16,125	413	65,489	2,340	97,816
Stores not analyzing service features	1,624	234,532	80	81,793	51	19,844	467	75,264	1,235	55,636

x Not shown to avoid disclosure.

Table 15E.— SELF-SERVICE IN GROCERY STORES—MERCHANDISE LINE SALES—UNITED STATES AND GEOGRAPHIC DIVISIONS: 1948

[Data based on sample. See text for description of sample and other explanatory material.]

Kind of business and merchandise line	Merchandise line sales		Stores handling merchandise line		Col. 1 as percent of col. 4	Merchandise line sales		Stores handling merchandise line		Col. 1 as percent of col. 4
	Amount (Thousand dollars) (1)	Percent distribution (2)	Number (3)	Total sales (Thousand dollars) (4)	(5)	Amount (Thousand dollars) (1)	Percent distribution (2)	Number (3)	Total sales (Thousand dollars) (4)	(5)
GROCERY STORES, WITHOUT FRESH MEAT	UNITED STATES					NEW ENGLAND				
Stores analyzing merchandise line sales, total	4,007,742	100.0	152,185	...	...	335,930	100.0	9,392	...	...
Canned goods, other groceries	3,183,911	79.5	152,185	4,007,742	79.5	278,063	82.8	9,392	335,930	82.8
Meats (exc. fresh), sea food, poultry	134,879	3.4	33,818	865,450	15.6	7,774	2.3	2,010	49,940	15.6
Fresh fruits, vegetables	345,640	8.6	59,485	2,141,575	16.1	29,760	8.9	4,381	208,711	14.3
Gasoline, lubricants, fuel oil	133,066	3.3	38,697	628,831	21.2	6,362	1.9	1,001	25,777	24.7
Other nongrocery items	210,246	5.2	53,029	1,232,972	...	13,971	4.1	...	...	...
Stores not analyzing merchandise line sales	68,744	...	2,100	...	...	5,508	...	150	...	...
Stores with self-service grocery department analyzing merchandise line sales, total	1,071,627	100.0	17,081	...	...	100,897	100.0	923	...	...
Canned goods, other groceries	865,167	80.7	17,081	1,071,627	80.7	86,764	86.0	923	100,897	86.0
Meats (exc. fresh), sea food, poultry	28,236	2.6	4,077	180,987	15.6	1,092	1.1	133	4,921	22.2
Fresh fruits, vegetables	129,620	12.1	10,997	781,974	16.6	10,092	10.0	652	81,071	12.4
Gasoline, lubricants, fuel oil	12,692	1.2	2,591	56,686	22.4	495	0.5	50	970	51.0
Other nongrocery items	35,912	3.4	...	...	...	2,454	2.4	...	...	...
Stores with self-service grocery department not analyzing merchandise line sales	13,983	...	228	...	...	315	...	2	...	...
Stores not analyzing service features	1,072,581	...	45,758	...	...	61,360	...	2,450	...	...
GROCERY STORES, WITH FRESH MEAT										
Stores analyzing merchandise line sales, total	20,641,824	100.0	218,840	...	...	1,469,841	100.0	14,252	...	...
Canned goods, other groceries	11,597,473	56.2	218,840	20,641,824	56.2	737,585	50.2	14,252	1,469,841	50.2
Meats (all kinds), sea food, poultry	6,026,729	29.2	218,840	20,641,824	29.2	523,134	35.6	14,252	1,469,841	35.6
Fresh fruits, vegetables	2,381,844	11.5	185,003	19,037,932	12.5	169,811	11.6	12,673	1,394,775	12.2
Gasoline, lubricants, fuel oil	169,910	0.8	31,034	1,249,974	13.6	9,968	0.7	1,292	72,651	13.7
Other nongrocery items	465,868	2.3	...	...	...	29,343	1.9	...	...	...
Stores not analyzing merchandise line sales	308,174	...	4,815	...	...	28,224	...	387	...	...
Stores with self-service grocery department analyzing merchandise line sales, total	14,637,447	100.0	93,000	...	...	899,646	100.0	4,360	...	...
Canned goods, other groceries	8,439,624	57.7	93,000	14,637,447	57.7	478,543	53.2	4,360	899,646	53.2
Meats (all kinds), sea food, poultry	4,120,088	28.1	93,000	14,637,447	28.1	297,024	33.0	4,360	899,646	33.0
Fresh fruits, vegetables	1,769,614	12.1	85,586	13,993,175	12.6	106,662	11.9	4,178	883,678	12.1
Gasoline, lubricants, fuel oil	60,637	0.4	8,318	478,199	12.7	3,014	0.3	273	22,860	13.2
Other nongrocery items	247,484	1.7	...	...	...	14,403	1.6	914	...	...
Stores with self-service grocery department not analyzing merchandise line sales	125,181	...	1,513	...	...	9,264	...	96	...	...
Stores not analyzing service features	1,453,462	...	24,197	...	...	80,578	...	1,490	...	...
GROCERY STORES, WITHOUT FRESH MEAT	MIDDLE ATLANTIC					EAST NORTH CENTRAL				
Stores analyzing merchandise line sales, total	1,267,618	100.0	34,545	...	...	613,015	100.0	16,784	...	...
Canned goods, other groceries	1,069,063	84.4	34,545	1,267,618	84.4	465,618	76.0	16,784	613,015	76.0
Meats (exc. fresh), sea food, poultry	43,034	3.4	8,839	255,083	16.9	26,617	4.3	5,827	163,234	16.3
Fresh fruits, vegetables	102,735	8.1	13,559	608,031	16.9	80,162	13.1	9,173	423,092	18.9
Gasoline, lubricants, fuel oil	11,878	0.9	2,679	63,524	18.7	12,369	2.0	2,826	69,624	17.8
Other nongrocery items	40,908	3.2	...	...	...	28,249	4.6	...	...	...
Stores not analyzing merchandise line sales	12,792	...	485	...	...	11,708	...	416	...	...
Stores with self-service grocery department analyzing merchandise line sales, total	291,828	100.0	3,016	...	...	169,807	100.0	2,301	...	...
Canned goods, other groceries	248,300	85.1	3,016	291,828	85.1	130,905	77.1	2,301	169,807	77.1
Meats (exc. fresh), sea food, poultry	5,522	1.9	636	36,844	15.0	4,829	2.8	735	30,609	15.8
Fresh fruits, vegetables	28,292	9.7	1,698	173,051	16.3	29,846	17.6	1,963	154,524	19.3
Gasoline, lubricants, fuel oil	1,194	0.4	168	5,870	20.3	640	0.4	118	4,084	15.7
Other nongrocery items	8,520	2.9	...	...	...	3,587	2.1	...	...	...
Stores with self-service grocery department not analyzing merchandise line sales	1,347	...	37	...	...	1,925	...	42	...	...
Stores not analyzing service features	256,225	...	7,905	...	...	158,874	...	5,155	...	...
GROCERY STORES, WITH FRESH MEAT										
Stores analyzing merchandise line sales, total	3,667,564	100.0	31,272	...	...	4,607,524	100.0	47,871	...	...
Canned goods, other groceries	2,021,612	55.1	31,272	3,667,564	55.1	2,566,738	55.7	47,871	4,607,524	55.7
Meats (all kinds), sea food, poultry	1,175,309	32.1	31,272	3,667,564	32.1	1,385,476	30.1	47,871	4,607,524	30.1
Fresh fruits, vegetables	415,487	11.3	25,331	3,362,436	12.4	540,674	11.7	42,223	4,301,017	12.6
Gasoline, lubricants, fuel oil	13,646	0.4	2,433	111,890	12.2	27,892	0.6	5,290	224,240	12.4
Other nongrocery items	41,510	1.1	...	...	...	86,744	1.9	...	...	...
Stores not analyzing merchandise line sales	55,459	...	845	...	...	74,396	...	1,121	...	...
Stores with self-service grocery department analyzing merchandise line sales, total	2,508,802	100.0	9,584	...	...	3,239,671	100.0	20,290	...	...
Canned goods, other groceries	1,453,863	57.9	9,584	2,508,802	57.9	1,855,838	57.3	20,290	3,239,671	57.3
Meats (all kinds), sea food, poultry	729,544	29.1	9,584	2,508,802	29.1	940,854	29.0	20,290	3,239,671	29.0
Fresh fruits, vegetables	295,471	11.8	8,640	2,409,241	12.3	394,653	12.2	18,886	3,114,800	12.7
Gasoline, lubricants, fuel oil	5,067	0.2	562	37,684	13.4	8,630	0.3	440	82,403	10.5
Other nongrocery items	24,857	1.0	...	...	...	39,696	1.2	...	...	...
Stores with self-service grocery department not analyzing merchandise line sales	10,995	...	162	...	...	26,325	...	321	...	...
Stores not analyzing service features	159,398	...	2,828	...	...	299,454	...	5,094	...	...

Table 15E.— SELF-SERVICE IN GROCERY STORES—MERCHANDISE LINE SALES—UNITED STATES AND GEOGRAPHIC DIVISIONS: 1948—Continued

[Data based on sample See text for description of sample and other explanatory material.]

Kind of business and merchandise line	Merchandise line sales		Stores handling merchandise line		Col. 1 as percent of col. 4	Merchandise line sales		Stores handling merchandise line		Col. 1 as percent of col. 4
	Amount (Thousand dollars)	Percent distribution	Number	Total sales (Thousand dollars)		Amount (Thousand dollars)	Percent distribution	Number	Total sales (Thousand dollars)	
	(1)	(2)	(3)	(4)	(5)	(1)	(2)	(3)	(4)	(5)
GROCERY STORES, WITHOUT FRESH MEAT	WEST NORTH CENTRAL					SOUTH ATLANTIC				
Stores analyzing merchandise line sales, total	273,603	100.0	8,395	...	...	412,315	100.0	30,528	...	...
Canned goods, other groceries	201,149	73.5	8,395	273,603	73.5	302,960	73.5	30,528	412,315	73.5
Meats (exc. fresh), sea food, poultry	11,762	4.3	2,823	90,793	13.0	14,407	3.5	5,166	91,222	15.8
Fresh fruits, vegetables	30,272	11.1	4,313	171,013	17.7	24,548	6.0	10,635	183,809	13.4
Gasoline, lubricants, fuel oil	6,246	2.3	1,902	34,551	18.1	37,708	9.1	13,038	165,349	22.8
Other nongrocery items	24,174	8.8	...	...	...	32,692	7.9	...	...	...
Stores not analyzing merchandise line sales	8,596	...	177	...	...	6,756	...	201	...	...
Stores with self-service grocery department analyzing merchandise line sales, total	82,575	100.0	1,380	...	...	39,842	100.0	1,074	...	...
Canned goods, other groceries	61,730	74.8	1,380	82,575	74.8	30,249	75.9	1,074	39,842	75.9
Meats (exc. fresh), sea food, poultry	3,716	4.5	600	30,052	12.4	1,807	4.5	286	9,268	19.5
Fresh fruits, vegetables	12,499	15.1	1,115	73,892	16.9	4,299	10.8	695	29,426	14.6
Gasoline, lubricants, fuel oil	386	0.5	114	2,165	17.8	1,016	2.6	303	6,136	16.6
Other nongrocery items	4,244	5.1	...	...	...	2,471	6.2	...	...	...
Stores with self-service grocery department not analyzing merchandise line sales	3,511	...	45	...	...	426	...	11	...	...
Stores not analyzing service features	93,741	...	2,883	...	...	139,148	...	9,833	...	...
GROCERY STORES, WITH FRESH MEAT										
Stores analyzing merchandise line sales, total	1,974,048	100.0	22,187	...	...	2,555,316	100.0	34,953	...	...
Canned goods, other groceries	1,096,426	55.5	22,187	1,974,048	55.5	1,410,509	55.2	34,342	2,555,316	55.2
Meats (all kinds), sea food, poultry	566,842	28.7	22,187	1,974,048	28.7	756,812	29.6	34,342	2,555,316	29.6
Fresh fruits, vegetables	246,191	12.5	19,702	1,828,038	13.5	295,239	11.6	27,912	2,354,221	12.5
Gasoline, lubricants, fuel oil	12,232	0.6	2,256	92,296	13.2	34,839	1.4	8,189	263,365	13.2
Other nongrocery items	52,357	2.7	...	...	...	57,867	2.2	...	...	...
Stores not analyzing merchandise line sales	32,407	...	497	...	...	27,837	...	611	...	...
Stores with self-service grocery department analyzing merchandise line sales, total	1,456,966	100.0	11,752	...	...	1,667,449	100.0	10,220	...	...
Canned goods, other groceries	812,678	55.8	11,752	1,456,966	55.8	929,598	55.7	10,220	1,667,447	55.7
Meats (all kinds), sea food, poultry	417,407	28.6	11,752	1,456,966	28.6	490,391	29.4	10,220	1,667,449	29.4
Fresh fruits, vegetables	190,231	13.1	11,031	1,382,759	13.8	207,698	12.5	9,383	1,613,558	12.9
Gasoline, lubricants, fuel oil	4,266	0.3	673	38,772	11.0	7,148	0.4	1,215	59,411	12.0
Other nongrocery items	32,384	2.2	2,970	...	...	32,614	2.0	...	...	...
Stores with self-service grocery department not analyzing merchandise line sales	16,220	...	210	...	...	10,345	...	127	...	...
Stores not analyzing service features	160,907	...	2,469	...	...	156,143	...	3,695	...	...
GROCERY STORES, WITHOUT FRESH MEAT	EAST SOUTH CENTRAL					WEST SOUTH CENTRAL				
Stores analyzing merchandise line sales, total	271,254	100.0	22,962	...	...	282,106	100.0	17,766	...	...
Canned goods, other groceries	206,287	76.0	22,962	271,254	76.0	216,317	76.7	17,766	282,106	76.7
Meats (exc. fresh), sea food, poultry	7,602	2.8	3,978	56,132	13.5	10,464	3.7	3,357	70,487	14.8
Fresh fruits, vegetables	10,863	4.0	6,569	98,971	11.0	13,506	4.8	5,141	119,027	11.3
Gasoline, lubricants, fuel oil	25,943	9.6	8,823	119,709	21.7	18,471	6.5	6,247	83,666	22.1
Other nongrocery items	20,559	7.6	...	...	...	23,348	8.3	...	...	...
Stores not analyzing merchandise line sales	2,693	...	187	...	...	9,274	...	244	...	...
Stores with self-service grocery department analyzing merchandise line sales, total	15,447	100.0	751	...	...	68,362	100.0	3,209	...	...
Canned goods, other groceries	11,222	72.7	751	15,447	72.7	51,203	74.9	3,209	60,362	74.9
Meats (exc. fresh), sea food, poultry	871	5.6	229	5,393	16.2	3,715	5.4	792	21,713	17.1
Fresh fruits, vegetables	1,541	10.0	407	11,127	13.8	5,866	8.6	1,595	46,553	12.6
Gasoline, lubricants, fuel oil	1,084	7.0	274	4,694	23.1	3,937	5.8	1,106	15,224	25.9
Other nongrocery items	729	4.7	...	...	...	3,641	5.3	...	...	...
Stores with self-service grocery department not analyzing merchandise line sales	246	...	2	...	...	3,051	...	55	...	...
Stores not analyzing service features	104,139	...	7,941	...	...	103,521	...	5,612	...	...
GROCERY STORES, WITH FRESH MEAT										
Stores analyzing merchandise line sales, total	1,156,941	100.0	18,507	...	...	1,932,778	100.0	27,188	...	...
Canned goods, other groceries	655,218	56.6	18,507	1,156,941	56.6	1,121,146	58.0	27,188	1,932,778	58.0
Meats (all kinds), sea food, poultry	307,606	26.6	18,507	1,156,941	26.6	514,268	26.6	27,188	1,932,778	26.6
Fresh fruits, vegetables	136,027	11.8	15,298	1,050,852	12.9	202,869	10.5	21,954	1,730,111	11.7
Gasoline, lubricants, fuel oil	20,005	1.7	3,748	133,213	15.0	25,787	1.3	4,831	167,373	15.4
Other nongrocery items	38,085	3.3	...	...	...	68,708	3.6	...	...	...
Stores not analyzing merchandise line sales	13,954	...	288	...	...	31,460	...	569	43,040	...
Stores with self-service grocery department analyzing merchandise line sales, total	705,065	100.0	6,264	...	...	1,432,459	100.0	14,582	...	...
Canned goods, other groceries	404,455	57.4	6,264	705,065	57.4	831,014	58.0	14,582	1,432,459	58.0
Meats (all kinds), sea food, poultry	193,400	27.5	6,264	705,065	27.4	390,025	27.2	14,582	1,432,459	27.2
Fresh fruits, vegetables	91,388	13.0	5,959	682,200	13.4	161,530	11.3	13,138	1,338,129	12.1
Gasoline, lubricants, fuel oil	5,102	0.7	725	36,663	13.9	11,602	0.8	1,826	83,122	14.0
Other nongrocery items	10,220	1.4	...	...	...	38,288	2.7	...	...	...
Stores with self-service grocery department not analyzing merchandise line sales	4,785	...	62	...	...	22,114	...	272	...	...
Stores not analyzing service features	86,971	...	2,207	...	...	204,031	...	3,551	...	...

Table 15E.— SELF-SERVICE IN GROCERY STORES—MERCHANDISE LINE SALES—UNITED STATES AND GEOGRAPHIC DIVISIONS: 1948—Continued

[Data based on sample. See text for description of sample and other explanatory material.]

Kind of business and merchandise line	Merchandise line sales		Stores handling merchandise line		Col. 1 as percent of col. 4	Merchandise line sales		Stores handling merchandise line		Col. 1 as percent of col. 4
	Amount (*Thousand dollars*)	Percent distribution	Number	Total sales (*Thousand dollars*)		Amount (*Thousand dollars*)	Percent distribution	Number	Total sales (*Thousand dollars*)	
	(1)	(2)	(3)	(4)	(5)	(1)	(2)	(3)	(4)	(5)
GROCERY STORES, WITHOUT FRESH MEAT	MOUNTAIN					PACIFIC				
Stores analyzing merchandise line sales, total	78,843	100.0	3,089	...	...	473,058	100.0	8,724	...	...
Canned goods, other groceries	60,068	76.2	3,089	78,843	76.2	384,386	81.2	8,724	473,058	81.2
Meats (exc. fresh), sea food, poultry	2,272	2.9	477	17,405	13.1	10,947	2.3	1,341	71,154	15.4
Fresh fruits, vegetables	7,016	8.9	964	36,675	19.1	46,778	9.9	4,750	292,246	16.0
Gasoline, lubricants, fuel oil	4,747	6.0	888	21,654	21.9	9,342	2.0	1,293	44,977	20.8
Other nongrocery items	4,740	6.0	...	...	...	21,605	4.6	...	...	...
Stores not analyzing merchandise line sales	1,897	...	36	...	...	9,520	...	204	...	...
Stores with self-service grocery department analyzing merchandise line sales, total	24,565	100.0	597	...	...	278,304	100.0	3,830	...	...
Canned goods, other groceries	18,833	76.7	597	24,565	76.7	225,961	81.2	3,830	278,304	81.2
Meats (exc. fresh), sea food, poultry	771	3.1	117	6,129	12.6	5,913	2.1	549	36,058	16.4
Fresh fruits, vegetables	4,190	17.0	343	19,684	21.3	32,995	11.9	2,529	192,646	17.1
Gasoline, lubricants, fuel oil	340	1.4	82	1,361	25.0	3,600	1.3	376	16,182	22.2
Other nongrocery items	431	1.8	...	...	...	9,835	3.5	...	...	...
Stores with self-service grocery department not analyzing merchandise line sales	442	...	11	...	...	2,720	...	23	...	...
Stores not analyzing service features	32,109	...	1,271	...	...	123,464	...	2,708	...	...
GROCERY STORES, WITH FRESH MEAT										
Stores analyzing merchandise line sales, total	777,527	100.0	7,395	...	...	2,500,285	100.0	15,826	...	...
Canned goods, other groceries	461,888	59.4	7,395	777,527	59.4	1,526,351	61.1	15,826	2,500,285	61.1
Meats (all kinds), sea food, poultry	193,580	24.9	7,395	777,527	24.9	603,702	24.1	15,826	2,500,285	24.1
Fresh fruits, vegetables	94,395	12.2	6,163	700,756	13.5	281,151	11.2	13,747	2,315,726	12.1
Gasoline, lubricants, fuel oil	8,042	1.0	951	48,127	16.7	17,449	0.7	2,044	136,819	12.8
Other nongrocery items	19,622	2.5	...	...	...	71,632	2.9	...	...	...
Stores not analyzing merchandise line sales	12,477	...	163	...	...	31,960	...	334	...	...
Stores with self-service grocery department analyzing merchandise line sales, total	633,351	100.0	4,616	...	...	2,094,038	100.0	11,332	...	...
Canned goods, other groceries	381,070	60.2	4,616	633,351	60.2	1,292,565	61.7	11,332	2,094,038	61.7
Meats (all kinds), sea food, poultry	159,461	25.2	4,616	633,351	25.2	501,482	24.0	11,332	2,094,038	24.0
Fresh fruits, vegetables	80,681	12.7	4,184	593,950	13.6	241,300	11.5	10,187	1,974,860	12.2
Gasoline, lubricants, fuel oil	4,646	0.7	403	25,323	18.3	11,162	0.5	1,201	91,962	12.1
Other nongrocery items	7,493	1.2	...	...	...	47,529	2.3	2,744	...	...
Stores with self-service grocery department not analyzing merchandise line sales	6,611	...	74	...	...	18,522	...	189	...	...
Stores not analyzing service features	68,443	...	1,032	...	...	232,537	...	1,833	...	...

Table 15F.—SALES FOR RESALE—UNITED STATES, BY KIND OF BUSINESS: 1948

[Data based on sample. See text for description of sample and other explanatory material.]

Kind of business	Total: Stores (Number)	Total: Sales, entire year (Thousand dollars)	Stores with no sales for resale: Number	Stores with no sales for resale: Sales, entire year (Thousand dollars)	Stores with sales for resale: Number	Stores with sales for resale: Sales, entire year (Thousand dollars)	Stores with sales for resale: Sales for resale (Thousand dollars)	Stores not reporting data on sales for resale: Number	Stores not reporting data on sales for resale: Sales, entire year (Thousand dollars)
United States, total	[illegible]	132,219,592	[illegible]	[illegible]	[illegible]	31,359,909	3,260,923	[illegible]9,403	2,208,965
Food group	[illegible]	31,305,285	451,539	26,461,414	32,564	4,288,281	594,157	20,312	555,590
Grocery stores, without fresh meat	154,285	4,076,486	143,197	3,681,738	3,466	241,354	20,675	7,622	153,394
Grocery stores, with fresh meat	223,655	20,949,998	197,858	18,123,770	19,057	2,568,866	224,184	6,740	257,362
Meat markets	23,885	1,636,018	20,753	1,362,207	2,112	232,500	44,205	1,020	41,311
Fish (sea food) markets	5,578	150,461	4,854	125,086	469	21,734	5,069	255	3,641
Fruit stores, vegetable markets	15,753	400,288	14,545	358,951	496	25,994	6,577	712	15,343
Candy, nut, confectionery stores	32,873	665,415	30,291	609,452	674	34,186	4,280	1,908	21,777
Dairy products stores	5,798	328,948	5,134	269,075	395	49,709	20,918	269	10,164
Milk dealers	5,734	1,581,600	3,396	639,989	2,507	937,891	227,095	31	3,720
Bakery products stores	20,137	749,532	16,600	611,722	2,578	114,907	25,815	959	22,903
Egg, poultry dealers	5,582	266,656	4,643	213,005	606	42,430	11,923	333	11,221
Delicatessen stores	8,845	317,566	8,394	299,696	71	4,965	665	380	12,905
Other food stores	2,090	182,317	1,774	166,723	233	13,745	2,751	83	1,849
Eating and drinking places	346,647	11,079,502	319,381	10,467,910	2,353	121,065	21,954	24,913	490,527
Restaurants, cafeterias, caterers	140,111	5,665,959	127,236	5,332,801	1,006	78,713	6,851	11,869	254,445
Lunch counters, refreshment stands	53,999	1,061,402	47,824	968,393	585	19,109	3,873	5,590	73,900
Drinking places	152,537	4,352,141	144,321	4,166,716	762	23,243	11,230	7,454	162,182
General stores	21,567	1,232,647	19,237	1,020,250	1,905	201,377	15,140	425	11,020
General merchandise group	52,554	15,983,069	48,134	12,145,914	3,341	3,778,869	42,080	1,079	58,286
Department stores	2,580	10,644,747	1,777	7,196,785	803	3,447,962	14,766	...	...
Dry goods, general merchandise stores	29,753	2,821,004	27,034	2,468,793	2,119	306,909	25,294	600	45,302
Variety stores	20,221	2,517,318	19,323	2,480,336	419	23,998	2,020	479	12,984
Apparel group	115,677	9,905,494	109,069	9,295,285	4,105	529,563	33,324	2,503	80,646
Men's, boys' clothing stores	14,510	1,606,576	13,484	1,471,813	789	123,353	8,150	237	11,410
Men's, boys' furnishings stores	9,222	568,764	8,545	522,647	543	42,966	3,469	134	3,151
Family clothing stores	12,534	1,818,017	11,888	1,669,754	521	140,049	4,248	125	8,214
Women's ready-to-wear stores	30,673	3,332,246	29,300	3,225,554	561	76,075	4,436	812	30,617
Millinery stores	5,718	107,803	5,551	104,912	45	1,684	242	122	1,207
Hosiery stores	1,683	71,137	1,471	64,912	101	4,815	500	111	1,410
Corset, lingerie stores	2,815	94,074	2,737	90,719	17	1,381	65	61	1,974
Apparel accessory, specialty stores	3,250	173,113	3,057	165,798	133	7,035	847	60	280
Men's shoe stores	2,323	198,689	2,263	194,954	39	3,353	289	21	382
Women's shoe stores	3,230	377,525	3,030	364,131	149	12,434	1,306	51	960
Family shoe stores	13,713	882,762	13,097	838,042	409	37,837	2,022	207	6,883
Children's, juveniles' shoe stores	288	13,367	285	12,690	3	677	49	...	...
Custom tailors	4,948	146,085	4,707	133,857	149	9,326	1,145	92	2,902
Furriers, fur shops	2,355	219,306	1,891	159,522	430	58,006	5,948	34	1,778
Children's, infants' wear stores	7,386	259,473	6,799	242,786	173	8,063	380	414	8,624
Other apparel stores	1,029	36,557	964	33,194	43	2,509	228	22	854
Furniture, furnishings, appliance group	85,570	6,998,874	69,021	5,290,003	14,847	1,647,988	134,168	1,702	60,883
Furniture stores	29,027	3,472,061	24,368	2,744,142	4,175	709,210	39,935	484	18,709
Floor covering stores	4,807	375,916	3,681	248,799	1,009	123,639	11,715	117	3,478
Drapery, curtain, upholstery stores	2,943	136,114	2,541	113,027	321	21,163	1,870	81	1,924
China, glassware, metalware stores	1,496	115,346	1,288	99,010	136	15,754	632	72	582
Antique stores	4,953	50,379	3,620	31,260	1,213	17,979	4,625	120	1,140
Other home furnishing stores	5,428	283,221	4,215	229,744	985	47,243	8,131	228	6,234
Household appliance stores	29,699	2,168,041	23,475	1,555,546	5,828	592,276	52,792	396	20,219
Radio stores	7,217	397,796	5,833	268,475	1,180	120,724	14,468	204	8,597
Automotive group	86,200	[illegible]	47,856	[illegible],703,581	36,624	12,223,698	1,367,662	1,720	246,504
Motor vehicle (new and used) dealers	44,036	15,985,886	20,263	5,341,794	23,215	10,472,164	1,025,296	558	171,928
Motor vehicle (used) dealers	16,975	2,458,681	11,742	1,483,733	4,684	924,260	181,683	449	50,688
Tire, battery, accessory dealers	20,625	1,380,578	12,235	651,772	7,745	707,776	140,991	645	21,030
Motorcycle dealers	1,572	61,013	1,197	39,393	365	21,570	1,539	10	50
Aircraft dealers	155	27,922	108	15,530	44	11,765	1,741	3	627
Boat dealers	1,355	74,354	996	42,435	347	31,314	6,351	12	605
Other automotive dealers	1,582	185,449	1,315	129,024	224	54,849	10,001	43	1,576
Gasoline service stations	188,[illegible]	[illegible]	163,394	[illegible],800,565	[illegible],593	532,8[illegible]7	66,851	17,253	423,605
Lumber, building, hardware group	98,932	11,[illegible]2,563	70,688	6,690,329	26,507	4,513,634	450,743	1,737	88,600
Lumber yards	21,517	4,333,4[illegible]	13,765	2,408,966	7,639	1,911,682	216,666	113	12,848
Building materials dealers	4,585	810,[illegible]	3,167	464,[illegible]	1,323	337,1[illegible]	45,56[illegible]	95	8,865
Paint, glass, wallpaper stores	11,111	[illegible]	7,971	304,508	2,[illegible]	1[illegible],826	39,447	441	8,280
Heating and plumbing equipment dealers	[illegible]	585,866	5,[illegible]	400,694	1,882	18[illegible]	19,[illegible]	72	2,940
Electrical supply stores	1,[illegible]	88,380	1,[illegible]	58,133	36[illegible]	[illegible]	[illegible]	67	2,750
Hardware stores	34,[illegible]	[illegible]	27,[illegible]	1,[illegible]	6,451	316,354	54,708	603	18,893
Farm equipment dealers	17,613	[illegible]	11,116	1,348,280	6,151	[illegible]	71,52[illegible]	346	34,024
Drug and proprietary stores	[illegible]	[illegible],480	51,[illegible]	3,651,[illegible]	[illegible]	[illegible]	14,[illegible]13	[illegible]	41,171
Drug stores, with fountain	33,[illegible]	[illegible],162	30,918	[illegible]	2,258	21[illegible],838	[illegible],686	450	23,447
Drug stores, other	13,[illegible]	[illegible]	11,[illegible]21	[illegible]61,214	1,[illegible]18	111,884	6,132	1[illegible]3	7,639
Proprietary stores, with fountain	[illegible]	[illegible],638	[illegible]	20[illegible],236	184	[illegible]	255	244	8,325
Proprietary stores, other	[illegible]	[illegible]8,343	2,582	[illegible],319	8[illegible]	[illegible],864	[illegible]40	80	1,760
Liquor stores	[illegible]	[illegible]	[illegible]	[illegible]	1,[illegible]	[illegible],587	13[illegible],11[illegible]	808	31,147
Second-hand stores	[illegible]	[illegible]	[illegible]	[illegible]	[illegible]	[illegible]	1[illegible],01[illegible]	[illegible]	6,[illegible]87
Furniture stores	[illegible]	[illegible]	[illegible]	[illegible]	[illegible]	[illegible]	[illegible]	392	2,235
Tire, battery, accessory dealers	[illegible]	[illegible]	1,[illegible]11	[illegible]	[illegible]	[illegible]	[illegible]	122	1,729
Clothing, shoe stores	[illegible]	[illegible]	[illegible]	[illegible]	1[illegible]8	8,[illegible]	[illegible],11[illegible]	250	930
Book stores	[illegible]	[illegible]	[illegible]	[illegible]708	[illegible]	[illegible]	650	...	...
Pawn shops	[illegible]	[illegible]	1,1[illegible]	41,[illegible]	[illegible]	18,[illegible]	1,[illegible]	10	360
Other second-hand stores	[illegible]	[illegible]	1,8[illegible]	[illegible]	501	[illegible],262	[illegible],168	152	1,533

Table 15F.—SALES FOR RESALE—UNITED STATES, BY KIND OF BUSINESS: 1948—Continued

[Data based on sample. See text for description of sample and other explanatory material.]

Kind of business	Total		Stores with no sales for resale		Stores with sales for resale			Stores not reporting data on sales for resale	
	Stores (Number)	Sales, entire year (Thousand dollars)	Number	Sales, entire year (Thousand dollars)	Number	Sales, entire year (Thousand dollars)	Sales for resale (Thousand dollars)	Number	Sales, entire year (Thousand dollars)
Other retail stores	164,036	10,520,962	139,342	7,608,508	19,616	2,798,255	396,100	5,078	114,199
Fuel dealers, except fuel oil	15,279	1,654,940	12,350	1,049,305	2,822	598,860	76,377	107	6,775
Fuel oil dealers	4,201	723,638	3,443	470,502	724	251,908	30,528	34	1,228
Ice dealers	3,173	90,302	2,655	66,835	398	23,107	3,537	120	360
Hay, grain, feed stores	17,816	2,785,528	13,902	1,910,484	3,509	848,135	154,979	405	26,909
Other farm, garden supply stores	3,745	374,089	2,878	249,069	800	122,012	22,195	67	3,008
Jewelry stores	21,271	1,258,928	18,428	1,027,264	2,335	223,305	19,164	508	8,359
Book stores	2,836	267,055	2,369	189,008	365	76,589	12,861	102	1,458
Stationery stores	4,104	292,648	3,417	206,149	604	84,665	5,828	83	1,834
Sporting goods stores	7,074	310,847	5,813	215,710	958	90,411	10,474	303	4,726
Bicycle stores	1,520	34,132	1,280	25,094	210	8,298	1,117	30	740
Florists	14,748	380,468	12,750	312,705	1,596	63,301	7,822	402	4,462
Cigar stores and stands	14,522	542,151	13,487	479,714	375	51,574	7,556	660	10,863
News dealers, newsstands	6,807	228,184	6,272	209,793	118	9,263	2,505	417	9,128
Gift, novelty, souvenir stores	12,510	209,410	11,281	176,190	588	25,473	3,055	641	7,747
Music stores	6,125	347,352	5,365	267,573	582	76,575	6,338	178	3,204
Luggage, leather goods stores	1,194	68,290	1,053	58,137	120	9,454	865	21	699
Optical goods stores	1,890	74,290	1,733	63,065	136	11,081	1,430	21	144
Camera, photographic supply stores	3,031	207,083	2,160	115,252	751	89,831	11,633	120	2,000
Office, store machine and equipment dealers	2,319	104,711	1,700	72,772	549	29,829	2,421	70	2,110
Other retail stores	19,871	566,916	17,006	443,887	2,076	104,584	15,415	789	18,445

Table 15G.—WHOLESALE TRADE—SALES TO HOUSEHOLD CONSUMERS, FARMERS, AND OTHER INDIVIDUAL USERS[1] —UNITED STATES, BY TYPE OF OPERATION AND KIND OF BUSINESS: 1948

Kind of business	Sales to household consumers, farmers, and other individual users			Kind of business	Sales to household consumers, farmers, and other individual users		
	Total (Thousand dollars)	Merchant wholesalers (Thousand dollars)	Other types (Thousand dollars)		Total (Thousand dollars)	Merchant wholesalers (Thousand dollars)	Other types (Thousand dollars)
United States, total	2,093,271	1,210,461	882,810	Paper and its products	14,973	13,299	1,674
				Farm products (raw materials)	557,955	19,794	538,161
Groceries, confectionery, meats:							
Groceries (general line)	19,535	18,495	1,040	Automotive:			
Confectionery	2,008	1,938	70	Automobiles, other motor vehicles	112,785	112,140	645
Fish, sea foods	12,004	10,447	1,557	Automotive equipment, tires and tubes	83,844	82,705	1,139
Meats, meat products	45,666	42,172	3,494				
Other grocery, food specialties	29,586	17,250	12,336	Electrical goods:			
				General line, wiring supplies, construction materials	24,957	22,437	2,520
Farm products (edible):				Electrical appliances, specialties	43,929	38,500	5,429
Dairy, poultry products	422,908	337,702	85,206				
Fruits, vegetables (fresh)	41,059	10,380	30,679	Hardware, plumbing, heating:			
				Hardware	41,062	40,559	503
Beer, wines, distilled spirits:				Plumbing, heating equipment, supplies	27,706	24,943	2,763
Beer, ale	23,202	22,696	506				
Wines, distilled spirits	10,823	[3]10,519	304	Lumber, construction materials:			
				Lumber, millwork	51,554	50,360	1,194
Drugs, chemicals, allied products:				Other construction materials	59,369	37,586	21,783
Drugs (general line)	2,123	[2]2,123	...				
Drugs, drug sundries (specialty lines)	5,856	4,255	1,601	Machinery, equipment, supplies:			
Industrial chemicals, explosives	2,525	2,394	131	Farm-dairy machinery, equipment	17,988	6,616	11,372
Paints, varnishes	41,008	18,914	22,094	Other machinery, equipment, supplies	57,613	52,556	5,057
Tobacco and products (exc. leaf)	14,753	14,672	81	Metals, metalwork (exc. scrap)	14,550	8,092	6,458
Dry goods, apparel:							
Clothing, furnishings, footwear	12,673	12,015	658	Other wholesalers:			
Dry goods (general line)	1,528	1,528	...	Amusements, sporting goods	55,830	15,512	40,318
Dry goods, piece goods, notions	7,881	7,083	798	Books, periodicals, newspapers	8,784	5,809	2,975
Piece goods, converters	533	533	...	Coal, coke	50,468	32,619	17,849
				Farm supplies	50,351	36,274	14,077
Furniture, home furnishings:				Jewelry	11,139	10,832	307
Furniture (household, office)	11,323	10,590	733	Petroleum and products	14,460	14,017	443
Home furnishings, floor coverings	11,839	10,745	1,094	Wholesalers' miscellaneous products	75,121	29,360	45,761

[1] Does not include data for administrative offices and other auxiliary units. Includes data for those wholesale establishments which reported an analysis of their sales by class of customer. Of the total sales reported by merchant wholesalers, about 95 percent were analyzed by class of customer. Other types (excluding petroleum bulk stations and terminals) analyzed approximately 91 percent of their sales.

[2] Includes manufacturers' sales branches and offices (with and without stocks), agents and brokers, and assemblers (mainly farm products). Does not include petroleum bulk stations and terminals since they did not report separately their sales to household consumers, but included them with sales to industrial users.

[3] Liquor houses or departments of drug wholesalers included in "Wines and distilled spirits."

☆ U. S. GOVERNMENT PRINTING OFFICE: 1951 O - 9S2998 (6-A)

FOOD GROUP

CONTENTS

Table		Page
16A	Merchandise Line Sales--Food Group--United States, by Kind of Business, 1948	16.02
16B	Merchandise Line Sales--Food Group--Kind of Business, by Geographic Division, 1948	16.03
16C	Merchandise Line Sales of Large Stores and Multiunits, and Small Store Sample--Food Group--Kind of Business, by Geographic Division, 1948	16.06
16D	Merchandise Line Sales of Large Stores and Multiunits--Food Group--Kind of Business, by State, 1948	16.13
16E	Merchandise Line Sales of Large Stores and Multiunits--Food Group--Kind of Business, for Selected Standard Metropolitan Areas, 1948	16.28
16F	Bakery Product Stores With Baking on Premises--Value of On-Premise Production--United States and Geographic Divisions, 1948	16.43

INDEX TO KINDS OF BUSINESS

Kind of business	Table 16A	Table 16B	Table 16C	Table 16D	Table 16E
	Page	Page	Page	Page	Page
Grocery stores, without fresh meat	16.02	16.03	16.06	16.13	16.28
Grocery stores, with fresh meat	16.02	16.03	16.06	16.15	16.30
Meat markets	16.02	16.03	16.07	16.17	16.33
Fish (sea food) markets	16.02	16.04	16.07	16.18	16.34
Fruit stores, vegetable markets	16.02	16.04	16.08	16.19	16.35
Candy, nut, confectionery stores	16.02	16.04	16.08	16.20	16.36
Dairy product stores	16.02	16.04	16.09	16.22	16.38
Milk dealers	16.02	16.05	16.10	16.23	16.39
Bakery products stores	16.02	16.05	16.10	16.24	16.40
Egg, poultry dealers	16.02	16.05	16.11	16.26	16.41
Delicatessen stores	16.02	16.05	16.11	16.27	16.42

Table 16A.—MERCHANDISE LINE SALES—FOOD GROUP—UNITED STATES, BY KIND OF BUSINESS: 1948

[Data based on sample. See text for description of sample and other explanatory material.]

Kind of business and merchandise line	Merchandise line sales		Stores handling merchandise line		Col. 1 as per cent of col. 4
	Amount (Thousand dollars) (1)	Percent distribution (2)	Number (3)	Total sales (Thousand dollars) (4)	(5)
GROCERY STORES, WITHOUT FRESH MEAT					
Stores analyzing merchandise line sales, total	[illegible]	[illegible]	[illegible]	...	...
Canned goods, other groceries	[illegible]	[illegible]	[illegible]	[illegible]	[illegible]
Meats (exc. fresh), sea food, poultry	[illegible]	[illegible]	[illegible]	[illegible]	[illegible]
Fresh fruits, vegetables	[illegible]	[illegible]	[illegible]	[illegible]	[illegible]
Gasoline, lubricants, fuel oil	[illegible]	[illegible]	[illegible]	[illegible]	[illegible]
Other nongrocery items	[illegible]	[illegible]	...	...	...
Stores not analyzing merchandise line sales	[illegible]	...	[illegible]	...	...
GROCERY STORES, WITH FRESH MEAT					
Stores analyzing merchandise line sales, total	7,641,924	100.0	218,840	...	...
Canned goods, other groceries	4,337,473	56.7	218,840	20,641,824	56.2
Meats (all kinds), sea food, poultry	2,326,749	29.2	218,840	20,641,824	29.2
Fresh fruits, vegetables	881,344	11.5	185,003	19,037,032	12.5
Gasoline, lubricants, fuel oil	169,910	0.8	31,734	1,244,404	13.6
Other nongrocery items	465,968	2.3	...	...	...
Stores not analyzing merchandise line sales	308,174	...	4,815	...	...
MEAT MARKETS					
Stores analyzing merchandise line sales, total	1,624,401	100.0	23,832	...	...
Meats (all kinds), sea food, poultry	1,574,465	96.6	23,832	1,629,961	96.6
Fresh fruits, vegetables	14,059	0.9	1,574	127,526	11.0
Canned goods, other groceries	33,916	2.1	[illegible]	330,490	10.3
Other sales	2,461	0.4	...	...	...
Stores not analyzing merchandise line sales	6,117	...	53	...	...
FISH (SEA FOOD) MARKETS					
Stores analyzing merchandise line sales, total	148,204	100.0	5,504	...	...
Sea food, meats (all kinds), poultry	142,736	96.3	5,504	148,204	96.3
Fresh fruits, vegetables	1,650	1.1	217	7,269	22.8
Canned goods, other groceries	2,669	1.8	564	14,327	18.6
Other sales	1,142	0.8	...	...	...
Stores not analyzing merchandise line sales	2,257	...	69	...	...
FRUIT STORES, VEGETABLE MARKETS					
Stores analyzing merchandise line sales, total	348,523	100.0	15,469	...	...
Fresh fruits, vegetables	367,332	42.7	15,469	396,523	92.7
Meats (all kinds), sea food, poultry	6,812	1.9	1,089	27,782	24.5
Canned goods, other groceries	17,529	4.4	2,436	78,380	22.4
Other sales	4,847	1.2	...	...	...
Stores not analyzing merchandise line sales	3,765	...	84	...	...
CANDY, NUT, CONFECTIONERY STORES					
Stores analyzing merchandise line sales, total	643,734	100.0	32,063	...	...
Candy, nuts, confectionery	423,661	65.8	32,063	644,344	65.8
Cigars, cigarettes, tobacco	67,854	10.4	18,787	293,460	23.1
Bakery products	11,445	1.8	3,879	74,795	15.3
Fountain and meals	79,714	12.4	12,003	251,529	31.7
Canned goods, beverages, other foods	24,420	3.8	2,501	125,945	19.4
Other sales	36,640	5.4	...	...	...
Stores not analyzing merchandise line sales	16,321	...	810	...	...

Kind of business and merchandise line	Merchandise line sales		Stores handling merchandise line		Col. 1 as per-cent of col. 4
	Amount (Thousand dollars) (1)	Percent distribution (2)	Number (3)	Total sales (Thousand dollars) (4)	(5)
DAIRY PRODUCTS STORES					
Stores analyzing merchandise line sales, total	312,341	100.0	5,596	...	...
Milk and cream	81,953	26.2	3,337	211,824	38.7
Ice cream, frozen custard, etc	94,493	30.3	3,986	205,218	46.0
Other dairy products	61,525	19.7	2,980	214,413	28.7
Eggs	22,190	7.1	2,409	171,714	12.9
Groceries, other foods	34,695	11.1	2,454	141,082	24.6
Other sales	17,485	5.6	...	...	...
Stores not analyzing merchandise line sales	16,607	...	202	...	...
MILK DEALERS					
Stores analyzing merchandise line sales, total	1,552,222	100.0	5,800	...	...
Milk and cream	1,351,191	87.1	5,800	1,552,222	87.1
Ice cream, frozen custard, etc	49,155	3.2	1,247	475,084	10.3
Other dairy products	99,336	6.4	2,052	1,106,156	9.0
Eggs	27,023	1.7	1,065	672,760	4.0
Other sales	25,517	1.6	...	...	...
Stores not analyzing merchandise line sales	29,378	...	134	...	...
BAKERY PRODUCTS STORES					
Stores analyzing merchandise line sales, total	743,164	100.0	19,985	...	...
Bakery products	712,426	95.9	19,985	743,164	95.9
Candy, nuts, confectionery	4,936	0.7	1,580	62,792	7.9
Fountain and meals	9,753	1.3	891	36,404	26.8
Canned goods, beverages, other foods	6,894	0.9	1,207	40,309	17.1
Other sales	9,155	1.2	...	...	...
Stores not analyzing merchandise line sales	6,368	...	152	...	...
EGG, POULTRY DEALERS					
Stores analyzing merchandise line sales, total	261,078	100.0	5,428	...	...
Eggs	45,434	17.4	2,989	152,012	29.9
Poultry	196,569	75.3	5,110	245,359	80.1
Groceries, other foods	3,769	1.4	466	21,852	17.2
Other sales	15,306	5.9	...	...	...
Stores not analyzing merchandise line sales	5,578	...	154	...	...
DELICATESSEN STORES					
Stores analyzing merchandise line sales, total	310,033	100.0	8,633	...	...
Delicatessen meats, salads, etc	150,358	48.5	8,633	310,033	48.5
Candy, nuts, confectionery	8,100	2.6	4,030	116,408	7.0
Cigars, cigarettes, tobacco	12,162	3.9	4,212	131,988	9.2
Bakery products	16,734	5.4	4,338	143,453	11.7
Fountain and meals	13,654	4.4	1,450	57,667	23.7
Canned goods, beverages, other foods	94,744	30.6	6,846	241,080	39.3
Other sales	14,281	4.6	...	...	...
Stores not analyzing merchandise line sales	7,533	...	212	...	...

Table 16B.—MERCHANDISE LINE SALES—FOOD GROUP—KIND OF BUSINESS, BY GEOGRAPHIC DIVISION. 1948

[Data based on sample. See text for description of sample and other explanatory materials]

Kind of business and merchandise line	Merchandise line sales		Stores handling merchandise line		Col. 1 as percent of col. 4	Merchandise line sales		Stores handling merchandise line		Col. 1 as percent of col. 4	Merchandise line sales		Stores handling merchandise line		Col. 1 as percent of col. 4
	Amount (Thousand dollars)	Percent distribution	Number	Total sales (Thousand dollars)		Amount (Thousand dollars)	Percent distribution	Number	Total sales (Thousand dollars)		Amount (Thousand dollars)	Percent distribution	Number	Total sales (Thousand dollars)	
	(1)	(2)	(3)	(4)	(5)	(1)	(2)	(3)	(4)	(5)	(1)	(2)	(3)	(4)	(5)
GROCERY STORES, WITHOUT FRESH MEAT	NEW ENGLAND					MIDDLE ATLANTIC					EAST NORTH CENTRAL				
Stores analyzing merchandise line sales, total	335,930	100.0	9,392	...	...	1,267,618	100.0	34,545	...	...	613,015	100.0	16,784	...	...
Canned goods, other groceries	278,063	82.8	9,392	335,930	82.8	1,069,063	84.4	34,545	1,267,618	84.4	465,618	76.0	16,784	613,015	76.0
Meats (exc. fresh), sea food, poultry	7,774	2.3	2,010	49,940	15.6	43,034	3.4	8,839	255,083	16.9	26,617	4.3	4,827	163,234	16.3
Fresh fruits, vegetables	29,760	8.9	4,381	208,711	14.3	102,735	8.1	13,359	608,031	16.9	80,162	13.1	9,173	423,092	18.9
Gasoline, lubricants, fuel oil	6,362	1.9	1,001	25,777	24.7	11,878	0.9	2,679	63,524	18.7	12,369	2.0	2,826	69,624	17.8
Other nongrocery items	13,971	4.1	...	...	...	40,908	3.2	...	...	...	28,249	4.6	...	...	...
Stores not analyzing merchandise line sales	5,508	...	150	...	...	12,792	...	485	...	...	11,708	...	416	...	...
	WEST NORTH CENTRAL					SOUTH ATLANTIC					EAST SOUTH CENTRAL				
Stores analyzing merchandise line sales, total	273,603	100.0	8,395	...	...	412,315	100.0	30,528	...	...	271,254	100.0	22,962	...	...
Canned goods, other groceries	201,149	73.5	8,395	273,603	73.5	302,960	73.5	30,528	412,315	73.5	206,287	76.0	22,962	271,254	76.0
Meats (exc. fresh), sea food, poultry	11,762	4.3	2,823	90,793	13.0	14,407	3.5	5,166	91,222	15.8	7,602	2.8	3,978	56,132	13.5
Fresh fruits, vegetables	30,272	11.1	4,313	171,013	17.7	24,548	6.0	10,635	183,809	13.4	10,863	4.0	6,569	98,971	11.0
Gasoline, lubricants, fuel oil	6,246	2.3	1,902	34,551	18.1	37,708	9.1	13,038	165,349	22.8	25,943	9.6	8,823	119,709	21.7
Other nongrocery items	24,174	8.8	...	...	...	32,692	7.9	...	...	...	20,559	7.6	...	...	...
Stores not analyzing merchandise line sales	8,596	...	177	...	...	6,756	...	201	...	...	2,693	...	187	...	...
	WEST SOUTH CENTRAL					MOUNTAIN					PACIFIC				
Stores analyzing merchandise line sales, total	282,106	100.0	17,766	...	...	78,843	100.0	3,089	...	...	473,058	100.0	8,724	...	...
Canned goods, other groceries	216,317	76.7	17,766	282,106	76.7	60,068	76.2	3,089	78,843	76.2	384,386	81.2	8,724	473,058	81.2
Meats (exc. fresh), sea food, poultry	10,464	3.7	3,357	70,487	14.8	2,272	2.9	477	17,405	13.1	10,947	2.3	1,341	71,154	15.4
Fresh fruits, vegetables	13,506	4.8	5,141	119,027	11.3	7,016	8.9	964	36,675	19.1	46,778	9.9	4,750	292,246	16.0
Gasoline, lubricants, fuel oil	18,471	6.5	6,247	83,666	22.1	4,747	6.0	888	21,654	21.9	9,342	2.0	1,293	44,977	20.8
Other nongrocery items	23,348	8.3	...	...	...	4,740	6.0	...	...	...	21,605	4.6	...	...	...
Stores not analyzing merchandise line sales	9,274	...	244	...	...	1,897	...	36	...	...	9,520	...	204	...	...
GROCERY STORES, WITH FRESH MEAT	NEW ENGLAND					MIDDLE ATLANTIC					EAST NORTH CENTRAL				
Stores analyzing merchandise line sales, total	1,469,841	100.0	14,252	...	...	3,667,564	100.0	31,272	...	...	4,607,524	100.0	47,871	...	...
Canned goods, other groceries	737,585	50.2	14,252	1,469,841	50.2	2,021,612	55.1	31,272	3,667,564	55.1	2,566,738	55.7	47,871	4,607,524	55.7
Meats (all kinds), sea food, poultry	523,134	35.6	14,252	1,469,841	35.6	1,175,309	32.1	31,272	3,667,564	32.1	1,385,476	30.1	47,871	4,607,524	30.1
Fresh fruits, vegetables	169,811	11.6	12,673	1,394,775	12.2	415,487	11.3	25,331	3,362,436	12.4	540,674	11.7	42,223	4,301,017	12.6
Gasoline, lubricants, fuel oil	9,968	0.7	1,292	72,651	13.7	13,646	0.4	2,433	111,890	12.2	27,892	0.6	5,290	224,240	12.4
Other nongrocery items	29,343	1.9	...	...	...	41,510	1.1	...	...	...	86,744	1.9	...	...	...
Stores not analyzing merchandise line sales	28,224	...	387	...	...	55,459	...	845	...	...	74,396	...	1,121	...	...
	WEST NORTH CENTRAL					SOUTH ATLANTIC					EAST SOUTH CENTRAL				
Stores analyzing merchandise line sales, total	1,974,048	100.0	22,187	...	...	2,555,316	100.0	34,342	...	...	1,156,941	100.0	18,507	...	...
Canned goods, other groceries	1,096,426	55.5	22,187	1,974,048	55.5	1,410,509	55.2	34,342	2,555,316	55.2	655,218	56.6	18,507	1,156,941	56.6
Meats (all kinds), sea food, poultry	560,842	28.7	22,187	1,974,048	28.7	756,812	29.6	34,342	2,555,316	29.6	307,606	26.6	18,507	1,156,941	26.6
Fresh fruits, vegetables	246,191	12.5	19,702	1,828,038	13.5	295,239	11.6	27,912	2,354,221	12.5	136,027	11.8	15,298	1,050,852	12.9
Gasoline, lubricants, fuel oil	12,232	0.6	2,256	92,296	13.2	34,889	1.4	8,189	263,365	13.2	20,005	1.7	3,748	133,213	15.0
Other nongrocery items	52,357	2.7	...	...	...	57,867	2.2	...	...	...	38,085	3.3	...	...	...
Stores not analyzing merchandise line sales	32,407	...	497	...	...	27,837	...	611	...	...	13,954	...	288	...	...
	WEST SOUTH CENTRAL					MOUNTAIN					PACIFIC				
Stores analyzing merchandise line sales, total	1,932,778	100.0	27,188	...	...	777,527	100.0	7,395	...	...	2,500,285	100.0	15,826	...	...
Canned goods, other groceries	1,121,146	58.0	27,188	1,932,778	58.0	461,888	59.4	7,395	777,527	59.4	1,526,351	61.1	15,826	2,500,285	61.1
Meats (all kinds), sea food, poultry	514,268	26.6	27,188	1,932,778	26.6	193,580	24.9	7,395	777,527	24.9	603,702	24.1	15,826	2,500,285	24.1
Fresh fruits, vegetables	202,869	10.5	21,954	1,730,111	11.7	94,395	12.2	6,163	700,756	13.5	281,151	11.2	13,747	2,315,726	12.1
Gasoline, lubricants, fuel oil	25,787	1.3	4,831	167,373	15.4	8,042	1.0	951	48,127	16.7	17,449	0.7	2,044	136,819	12.8
Other nongrocery items	68,708	3.6	...	...	...	19,622	2.5	...	...	...	71,632	2.9	...	...	...
Stores not analyzing merchandise line sales	31,460	...	569	...	...	12,477	...	163	...	...	31,960	...	334	...	...
MEAT MARKETS	NEW ENGLAND					MIDDLE ATLANTIC					EAST NORTH CENTRAL				
Stores analyzing merchandise line sales, total	88,622	100.0	1,260	...	...	784,615	100.0	12,077	...	...	366,367	100.0	4,801	...	...
Meats (all kinds), sea food, poultry	83,005	93.7	1,260	88,622	93.7	766,805	97.7	12,077	784,615	97.7	350,525	95.7	4,801	366,367	95.7
Fresh fruits, vegetables	1,769	2.0	234	16,596	10.7	6,719	0.9	696	48,788	13.8	2,048	0.5	237	24,963	8.2
Canned goods, other groceries	3,660	4.1	396	24,564	14.9	10,520	1.3	1,699	114,267	9.2	12,031	3.3	1,469	125,137	9.6
Other sales	188	0.2	...	...	...	571	0.1	...	...	...	1,763	0.5	...	...	...
Stores not analyzing merchandise line sales	371	...	2	...	...	2,256	...	25	...	...	1,327	...	8	...	...
	WEST NORTH CENTRAL					SOUTH ATLANTIC					WEST SOUTH CENTRAL				
Stores analyzing merchandise line sales, total	69,166	100.0	1,048	...	...	58,901	100.0	1,073	...	...	32,288	100.0	670	...	...
Meats (all kinds), sea food, poultry	64,701	93.5	1,048	69,166	93.5	56,920	96.6	1,073	58,901	96.6	31,488	97.5	670	32,288	97.5
Fresh fruits, vegetables	1,018	1.5	95	8,815	11.5	239	0.4	76	4,736	5.0	214	0.7	87	2,949	7.2
Canned goods, other groceries	1,855	2.7	249	18,888	9.8	1,353	2.3	236	14,596	9.3	430	1.3	82	4,911	8.8
Other sales	1,592	2.3	...	...	...	389	0.7	...	...	...	156	0.5	...	...	...
Stores not analyzing merchandise line sales	1,108	...	3	...	...	...	...	...	...	...	440	...	10	...	...
	PACIFIC														
Stores analyzing merchandise line sales, total	190,412	100.0	2,329	...	...										
Meats (all kinds), sea food, poultry	184,060	96.7	2,329	190,412	96.7										
Fresh fruits, vegetables	1,572	0.8	107	16,715	9.4										
Canned goods, other groceries	2,875	1.5	121	19,091	15.0										
Other sales	1,905	1.0	...	...	...										
Stores not analyzing merchandise line sales	615	...	5	...	...										

See footnote at end of table.

Table 16B.—MERCHANDISE LINE SALES—FOOD GROUP—KIND OF BUSINESS, BY GEOGRAPHIC DIVISION*: 1948—Continued

[Data based on sample. See text for description of sample and other explanatory material.]

Kind of business and merchandise line	Merchandise line sales		Stores handling merchandise line		Col. 1 as percent of col. 4	Merchandise line sales		Stores handling merchandise line		Col. 1 as percent of col. 4	Merchandise line sales		Stores handling merchandise line		Col. 1 as percent of col. 4
	Amount (Thousand dollars)	Percent distribution	Number	Total sales (Thousand dollars)		Amount (Thousand dollars)	Percent distribution	Number	Total sales (Thousand dollars)		Amount (Thousand dollars)	Percent distribution	Number	Total sales (Thousand dollars)	
	(1)	(2)	(3)	(4)	(5)	(1)	(2)	(3)	(4)	(5)	(1)	(2)	(3)	(4)	(5)
	MIDDLE ATLANTIC					SOUTH ATLANTIC									
FISH (SEA FOOD) MARKETS															
Stores analyzing merchandise line sales, total	62,424	100.0	2,265	...	...	21,396	100.0	1,126	...	...					
Sea food, meats (all kinds), poultry	60,565	97.0	2,265	62,424	97.0	20,229	94.5	1,126	21,396	94.5					
Fresh fruits, vegetables	1,143	1.8	91	3,648	31.3	210	1.0	96	1,648	12.7					
Canned goods, other groceries	594	1.0	133	4,551	13.1	772	3.6	219	3,065	25.2					
Other sales	122	.2	...	...	...	185	0.9	...	...	...					
Stores not analyzing merchandise line sales	...	...	...	...	...	864	...	43	...	...					
	NEW ENGLAND					MIDDLE ATLANTIC					EAST NORTH CENTRAL				
FRUIT STORES, VEGETABLE MARKETS															
Stores analyzing merchandise line sales, total	34,910	100.0	1,152	...	...	207,080	100.0	8,120	...	...	60,047	100.0	2,443	...	...
Fresh fruits, vegetables	31,198	89.4	1,152	34,910	89.4	196,209	94.7	8,120	207,080	94.7	53,322	88.8	2,443	60,047	88.8
Meats (all kinds), sea food, poultry	260	0.7	60	1,490	17.4	2,818	1.4	301	10,316	27.3	1,646	2.7	138	7,630	21.6
Canned goods, other groceries	2,743	7.9	252	9,378	29.2	6,970	3.4	1,121	33,358	20.9	3,662	6.1	378	18,144	20.2
Other sales	709	2.0	...	...	...	1,083	0.5	...	...	...	1,417	2.4	...	...	...
Stores not analyzing merchandise line sales	2,097	...	23	...	...	497	...	3	...	...	115	...	1	...	...
	SOUTH ATLANTIC					PACIFIC									
Stores analyzing merchandise line sales, total	28,715	100.0	1,624	...	...	42,583	100.0	1,017	...	...					
Fresh fruits, vegetables	26,265	91.4	1,624	28,715	91.4	40,035	94.0	1,017	42,583	94.0					
Meats (all kinds), sea food, poultry	535	1.9	93	2,468	21.7	1,020	2.4	26	3,150	32.4					
Canned goods, other groceries	1,252	4.4	268	4,990	25.1	1,188	2.8	100	5,268	22.6					
Other sales	663	2.3	...	...	...	340	0.8	...	...	...					
Stores not analyzing merchandise line sales	130	...	40	...	...	297	...	5	...	...					
	NEW ENGLAND					MIDDLE ATLANTIC					EAST NORTH CENTRAL				
CANDY, NUT, CONFECTIONERY STORES															
Stores analyzing merchandise line sales, total	46,106	100.0	1,890	...	...	281,557	100.0	14,891	...	...	169,027	100.0	6,332	...	...
Candy, nuts, confectionery	29,627	64.3	1,890	46,106	64.3	171,555	60.9	14,891	281,557	60.9	112,550	66.6	6,332	169,027	66.6
Cigars, cigarettes, tobacco	5,163	11.2	1,022	21,966	23.5	40,025	14.2	10,161	151,767	26.4	11,466	6.8	3,192	60,674	18.9
Bakery products	695	1.5	261	5,696	12.2	2,862	1.0	1,444	28,349	10.1	5,390	3.2	491	22,705	23.7
Fountain and meals	5,406	11.7	984	16,151	33.5	39,161	13.9	6,545	125,018	31.3	22,057	13.0	2,513	70,492	31.3
Canned goods, beverages, other foods	2,121	4.6	948	11,609	18.3	7,428	2.6	3,170	44,655	16.6	6,171	3.6	1,656	33,112	18.6
Other sales	3,094	6.7	...	...	...	20,726	7.4	...	...	...	11,393	6.8	...	...	...
Stores not analyzing merchandise line sales	1,696	...	83	...	...	6,589	...	269	...	...	4,524	...	306	...	...
	WEST NORTH CENTRAL					SOUTH ATLANTIC					EAST SOUTH CENTRAL				
Stores analyzing merchandise line sales, total	29,579	100.0	1,821	...	...	55,039	100.0	3,608	...	...	8,314	100.0	576	...	...
Candy, nuts, confectionery	21,337	72.1	1,821	29,579	72.1	35,144	63.8	3,608	55,039	63.8	5,871	70.6	576	8,314	70.6
Cigars, cigarettes, tobacco	2,019	6.8	937	10,411	19.4	5,078	9.2	2,236	27,567	18.4	590	7.1	246	3,776	15.6
Bakery products	587	2.0	445	5,046	11.6	1,000	1.8	800	8,804	11.4	68	0.8	51	520	13.1
Fountain and meals	2,357	8.0	409	6,645	35.5	4,878	8.9	953	16,416	29.7	849	10.2	183	3,013	28.2
Canned goods, beverages, other foods	2,175	7.4	744	8,394	25.9	4,893	8.9	1,652	19,692	24.8	454	5.5	152	2,143	21.2
Other sales	1,404	4.7	...	...	...	4,046	7.4	...	...	...	482	5.8	...	...	...
Stores not analyzing merchandise line sales	711	...	25	...	...	768	...	35	...	...	248	...	21	...	...
	WEST SOUTH CENTRAL					MOUNTAIN					PACIFIC				
Stores analyzing merchandise line sales, total	12,319	100.0	1,225	...	...	7,133	100.0	477	...	...	40,020	100.0	1,243	...	...
Candy, nuts, confectionery	7,997	64.9	1,225	12,319	64.9	5,251	73.6	477	7,133	73.6	32,128	80.3	1,243	40,020	80.3
Cigars, cigarettes, tobacco	1,154	9.4	580	6,052	19.1	328	4.6	157	2,266	14.5	2,036	5.1	256	8,981	22.7
Bakery products	270	2.2	270	1,970	13.7	30	0.4	30	630	4.8	743	1.8	87	3,255	22.8
Fountain and meals	1,558	12.6	378	4,769	32.7	694	9.7	139	1,981	35.0	2,754	6.9	299	7,044	39.1
Canned goods, beverages, other foods	660	5.4	466	3,661	18.0	326	4.6	121	1,348	24.2	302	0.8	60	1,881	16.0
Other sales	980	7.9	...	...	...	504	7.1	...	...	...	2,057	5.1	...	...	...
Stores not analyzing merchandise line sales	139	...	1	...	...	1,031	...	66	...	...	115	...	4	...	...
	MIDDLE ATLANTIC					EAST NORTH CENTRAL					WEST NORTH CENTRAL				
DAIRY PRODUCTS STORES															
Stores analyzing merchandise line sales, total	104,[illegible]	100.0	1,[illegible]	...	...	37,414	100.0	1,[illegible]	...	...	19,256	100.0	569	...	...
Milk and cream	[illegible]	[illegible]	1,[illegible]	96,812	26.3	12,806	33.7	1,017	72,317	[illegible]	6,710	34.8	203	10,970	42.9
Ice cream, frozen custard, etc.	[illegible]	26.0	[illegible]	48,347	[illegible]	27,601	28.2	1,342	82,674	33.3	8,741	[illegible]	501	15,902	55.0
Other dairy products	[illegible]	[illegible]	1,[illegible]	[illegible]	[illegible]	14,210	1.[illegible]	[illegible]	[illegible]	[illegible]	2,269	11.8	164	9,012	25.1
Eggs	[illegible]	[illegible]	1,[illegible]	[illegible]	1.[illegible]	[illegible]	3.4	[illegible]	[illegible]	[illegible]	735	3.8	129	6,118	12.0
Groceries, other foods	[illegible]	[illegible]	1,[illegible]	[illegible]	[illegible]	13,178	13.[illegible]	742	[illegible]	25.8	1,583	8.2	137	6,347	24.9
Other sales	[illegible]	[illegible]	[illegible]	[illegible]	[illegible]	[illegible]	6.0	[illegible]	[illegible]	[illegible]	1,218	6.3	[illegible]	[illegible]	[illegible]
Stores not analyzing merchandise line sales	[illegible]	[illegible]	[illegible]	[illegible]	[illegible]	7,580	[illegible]	[illegible]	[illegible]	[illegible]	488	[illegible]	16	[illegible]	[illegible]
	SOUTH ATLANTIC					PACIFIC									
Stores analyzing merchandise line sales, total	[illegible]	[illegible]	[illegible]	[illegible]	[illegible]	[illegible]	100.0	[illegible]	[illegible]	[illegible]					
Milk and cream	[illegible]	[illegible]	[illegible]	[illegible]	[illegible]	[illegible]	30.7	70	9,[illegible]	51.[illegible]					
Ice cream, frozen custard, etc.	[illegible]	[illegible]	[illegible]	[illegible]	[illegible]	[illegible]	[illegible]	[illegible]	[illegible]	[illegible]					
Other dairy products	[illegible]	[illegible]	[illegible]	[illegible]	[illegible]	[illegible]	13.1	[illegible]	9,[illegible]	22.4					
Eggs	[illegible]	[illegible]	[illegible]	[illegible]	[illegible]	[illegible]	[illegible]	[illegible]	[illegible]	[illegible]					
Groceries, other foods	[illegible]	[illegible]	[illegible]	[illegible]	[illegible]	[illegible]	[illegible]	[illegible]	[illegible]	[illegible]					
Other sales	[illegible]	[illegible]	[illegible]	[illegible]	[illegible]	[illegible]	[illegible]	[illegible]	[illegible]	[illegible]					
Stores not analyzing merchandise line sales	[illegible]	[illegible]	[illegible]	[illegible]	[illegible]	[illegible]	[illegible]	[illegible]	[illegible]	[illegible]					

Table 16B.—MERCHANDISE LINE SALES—FOOD GROUP—KIND OF BUSINESS, BY GEOGRAPHIC DIVISION*: 1948—Continued

[Data based on sample See text for description of sample and other explanatory material.]

Kind of business and merchandise line	Merchandise line sales		Stores handling merchandise line		Col. 1 as percent of col. 4	Merchandise line sales		Stores handling merchandise line		Col. 1 as percent of col. 4	Merchandise line sales		Stores handling merchandise line		Col. 1 as percent of col. 4
	Amount (*Thousand dollars*) (1)	Percent distribution (2)	Number (3)	Total sales (*Thousand dollars*) (4)	(5)	Amount (*Thousand dollars*) (1)	Percent distribution (2)	Number (3)	Total sales (*Thousand dollars*) (4)	(5)	Amount (*Thousand dollars*) (1)	Percent distribution (2)	Number (3)	Total sales (*Thousand dollars*) (4)	(5)
MILK DEALERS	NEW ENGLAND					MIDDLE ATLANTIC					EAST NORTH CENTRAL				
Stores analyzing merchandise line sales, total	221,807	100.0	771	...	...	537,267	100.0	2,255	...	...	381,684	100.0	1,424	...	...
Milk and cream	203,924	91.9	771	221,807	91.9	476,910	88.8	2,255	537,267	88.8	324,890	85.1	1,424	381,684	85.1
Ice cream, frozen custard, etc	4,111	1.9	97	45,671	9.0	12,777	2.4	325	126,138	10.1	13,515	3.6	438	124,073	10.9
Other dairy products	7,502	3.4	144	140,789	5.3	25,727	4.8	720	391,616	6.6	34,836	9.1	715	295,000	11.8
Eggs	5,350	2.4	202	128,458	4.2	9,349	1.7	430	279,595	3.3	4,766	1.2	262	109,551	4.4
Other sales	920	0.4	...	...	...	12,504	2.3	...	...	...	3,677	1.0	...	...	...
Stores not analyzing merchandise line sales	7,071	...	24	...	...	4,833	...	19	...	...	12,668	...	64	...	...
	WEST NORTH CENTRAL					SOUTH ATLANTIC					EAST SOUTH CENTRAL				
Stores analyzing merchandise line sales, total	109,723	100.0	481	...	...	112,926	100.0	271	...	...	35,764	100.0	149	...	...
Milk and cream	88,589	80.7	481	109,723	80.7	97,871	86.7	271	112,926	86.7	31,119	87.0	149	35,764	87.0
Ice cream, frozen custard, etc	6,556	6.0	169	57,539	11.4	3,794	3.4	68	37,984	10.0	1,266	3.5	30	10,486	12.1
Other dairy products	12,682	11.6	187	84,746	15.0	5,802	5.1	68	73,400	7.9	2,515	7.0	71	21,813	11.5
Eggs	440	0.4	26	20,715	2.1	1,961	1.7	28	59,277	3.3	376	1.1	21	8,881	4.2
Other sales	1,456	1.3	...	...	...	3,498	3.1	...	...	...	488	1.4	...	...	...
Stores not analyzing merchandise line sales	293	...	1	...	...	2,076	...	14	...	...	410	...	1	...	...
	WEST SOUTH CENTRAL					MOUNTAIN					PACIFIC				
Stores analyzing merchandise line sales, total	44,448	100.0	86	...	...	19,631	100.0	103	...	...	88,972	100.0	260	...	...
Milk and cream	37,116	83.5	86	44,448	83.5	17,991	91.6	103	19,631	91.6	72,781	81.8	260	88,972	81.8
Ice cream, frozen custard, etc	4,030	9.1	29	29,781	13.5	356	1.8	15	6,478	5.1	2,750	3.1	76	36,434	7.5
Other dairy products	2,293	5.2	15	22,074	10.4	767	3.9	25	8,207	9.3	7,212	8.1	107	68,511	10.5
Eggs	189	0.4	15	7,088	2.7	170	0.9	16	4,574	3.7	4,422	5.0	65	54,621	8.1
Other sales	820	1.8	...	...	...	347	1.8	...	...	...	1,807	2.0	...	...	...
Stores not analyzing merchandise line sales	220	...	1	...	...	263	...	2	...	...	1,544	...	8	...	...
BAKERY PRODUCTS STORES	NEW ENGLAND					MIDDLE ATLANTIC					EAST NORTH CENTRAL				
Stores analyzing merchandise line sales, total	62,247	100.0	1,821	...	...	285,388	100.0	6,610	...	...	174,321	100.0	4,452	...	...
Bakery products	60,096	96.6	1,821	62,247	96.6	275,528	96.5	6,610	285,388	96.5	166,629	95.6	4,452	174,321	95.6
Candy, nuts, confectionery	319	0.5	111	2,885	11.1	1,925	0.7	436	25,151	7.7	474	0.3	299	10,189	4.6
Fountain and meals	529	0.8	61	1,935	27.3	3,723	1.3	247	12,246	30.4	1,611	0.9	135	4,964	32.4
Canned goods, beverages, other foods	599	1.0	119	3,560	16.8	1,600	0.6	275	9,414	17.0	2,911	1.7	371	14,450	20.1
Other sales	704	1.1	...	...	...	2,612	0.9	...	...	...	2,696	1.5	...	...	...
Stores not analyzing merchandise line sales	1,794	...	44	...	...	785	...	14	...	...	2,071	...	48	...	...
	WEST NORTH CENTRAL					SOUTH ATLANTIC					WEST SOUTH CENTRAL				
Stores analyzing merchandise line sales, total	54,959	100.0	1,790	...	...	37,824	100.0	1,325	...	...	27,170	100.0	1,006	...	...
Bakery products	52,745	96.0	1,790	54,959	96.0	35,778	94.6	1,325	37,824	94.6	25,735	94.7	1,006	27,170	94.7
Candy, nuts, confectionery	482	0.9	200	6,490	7.4	230	0.6	111	3,187	7.2	197	0.7	92	1,625	12.1
Fountain and meals	938	1.7	141	4,999	18.8	650	1.7	50	2,231	29.1	596	2.2	92	2,220	26.8
Canned goods, beverages, other foods	247	0.4	84	2,277	10.8	569	1.5	134	3,731	15.3	204	0.8	41	1,418	14.4
Other sales	547	1.0	...	...	...	597	1.6	...	...	...	438	1.6	...	...	...
Stores not analyzing merchandise line sales	3	...	1	...	...	52	...	11	...	...	950	...	20	...	...
	PACIFIC														
Stores analyzing merchandise line sales, total	70,596	100.0	2,069	...	...										
Bakery products	67,625	95.8	2,069	70,596	95.8										
Candy, nuts, confectionery	1,192	1.7	258	10,797	11.0										
Fountain and meals	740	1.0	67	3,346	22.1										
Canned goods, beverages, other foods	500	0.7	107	2,968	16.8										
Other sales	539	0.8	...	...	...										
Stores not analyzing merchandise line sales	713	...	14	...	...										
EGG, POULTRY DEALERS	MIDDLE ATLANTIC					EAST NORTH CENTRAL					WEST NORTH CENTRAL				
Stores analyzing merchandise line sales, total	101,239	100.0	2,305	...	...	48,776	100.0	1,030	...	...	24,474	100.0	398	...	...
Eggs	13,863	13.7	946	43,782	31.7	9,082	18.6	742	36,969	24.6	7,840	32.0	372	22,517	34.8
Poultry	84,280	83.3	2,136	93,642	90.0	36,413	74.7	1,012	46,169	78.9	11,434	46.7	384	23,584	48.5
Groceries, other foods	647	0.6	133	4,431	14.6	753	1.5	84	4,032	18.7	382	1.6	25	2,504	15.3
Other sales	2,449	2.4	...	...	...	2,528	5.2	...	...	...	4,818	19.7	...	...	...
Stores not analyzing merchandise line sales	410	...	43	...	...	1,858	...	93	...	...	356	...	22	...	...
	SOUTH ATLANTIC					WEST SOUTH CENTRAL					PACIFIC				
Stores analyzing merchandise line sales, total	23,217	100.0	520	...	...	14,641	100.0	252	...	...	28,956	100.0	457	...	...
Eggs	2,883	12.4	278	11,272	25.6	3,868	26.4	143	10,454	37.0	4,690	16.2	256	17,160	27.3
Poultry	18,513	79.7	517	23,045	80.3	8,071	55.1	239	14,253	56.6	23,256	80.3	402	25,522	91.1
Groceries, other foods	359	1.6	49	1,301	27.6	531	3.6	50	3,206	16.6	614	2.1	68	3,873	15.8
Other sales	1,462	6.3	...	...	...	2,171	14.9	...	...	...	396	1.4	...	...	...
Stores not analyzing merchandise line sales	261	...	2	...	...	2,149	...	32	...	...	544	...	2	...	...
DELICATESSEN STORES	MIDDLE ATLANTIC					EAST NORTH CENTRAL									
Stores analyzing merchandise line sales, total	186,078	100.0	4,783	...	...	57,171	100.0	1,905	...	...					
Delicatessen meats, salads, etc	92,316	49.6	4,783	186,078	49.6	21,951	38.4	1,905	57,171	38.4					
Candy, nuts, confectionery	3,001	1.6	1,780	53,640	5.6	2,886	5.0	1,331	36,280	8.0					
Cigars, cigarettes, tobacco	6,160	3.3	2,138	71,118	8.7	3,619	6.3	1,183	34,752	10.4					
Bakery products	7,557	4.1	2,068	74,537	10.1	4,607	8.1	1,315	37,055	12.4					
Fountain and meals	6,135	3.3	540	24,021	25.5	3,543	6.3	469	18,232	19.4					
Canned goods, beverages, other foods	63,014	33.9	3,841	147,851	42.6	17,338	30.3	1,714	48,692	35.6					
Other sales	7,895	4.2	...	...	...	3,227	5.6	...	...	...					
Stores not analyzing merchandise line sales	2,802	...	73	...	...	330	...	21	...	...					

* Data not shown for those geographic divisions in which sampling variability was too high.

Table 16C.—MERCHANDISE LINE SALES OF LARGE STORES AND MULTIUNITS, AND SMALL STORE SAMPLE—FOOD GROUP—KIND OF BUSINESS, BY GEOGRAPHIC DIVISION: 1948

[See text for explanatory material and description of sample data included]

Kind of business and merchandise line	Large stores and multiunits			Sample of small single unit stores				Large stores and multiunits			Sample of small single unit stores			
	Merchandise line sales (Thousand dollars)	Stores reporting merchandise line		Merchandise line sales		Stores reporting merchandise line		Merchandise line sales (Thousand dollars)	Stores reporting merchandise line		Merchandise line sales		Stores reporting merchandise line	
		Number	Total sales (Thousand dollars)	Amount (Thousand dollars)	Percent distribution	Number	Total sales (Thousand dollars)		Number	Total sales (Thousand dollars)	Amount (Thousand dollars)	Percent distribution	Number	Total sales (Thousand dollars)
	(1)	(2)	(3)	(4)	(5)	(6)	(7)	(1)	(2)	(3)	(4)	(5)	(6)	(7)
	UNITED STATES							NEW ENGLAND						
GROCERY STORES, WITHOUT FRESH MEAT														
Stores analyzing merchandise line sales, total	1,480,222	12,[illegible]	...	252,152	100.0	13,962	...	174,300	1,502	...	16,163	100.0	789	...
Canned goods, other groceries	1,227,461	12,565	1,480,222	195,446	77.5	13,962	252,152	152,763	1,502	174,300	12,530	77.5	789	16,163
Meats (exc. fresh), sea food, poultry	31,443	1,388	167,290	10,343	4.1	3,243	69,816	1,474	60	5,880	630	3.9	195	4,406
Fresh fruits, vegetables	166,504	8,385	998,545	17,914	7.1	5,110	114,603	17,350	1,231	137,611	1,241	7.7	315	7,410
Gasoline, lubricants, fuel oil	6,916	687	48,931	12,615	5.0	3,801	57,990	222	21	1,897	614	3.8	48	2,388
Other nongrocery items	51,906	...	...	15,834	6.3	...	...	2,491	...	...	1,148	7.1	...	...
Stores not analyzing merchandise line sales	22,644	140	...	4,610	...	191	...	2,148	20	...	336	...	13	...
	MIDDLE ATLANTIC							EAST NORTH CENTRAL						
Stores analyzing merchandise line sales, total	530,678	4,[illegible]	...	73,694	100.0	2,997	...	258,015	2,074	...	35,500	100.0	1,471	...
Canned goods, other groceries	465,863	4,[illegible]	530,678	61,320	83.2	2,997	73,694	201,948	2,074	258,015	26,367	74.3	1,471	35,500
Meats (exc. fresh), sea food, poultry	9,444	409	50,273	3,359	4.6	843	20,481	4,957	217	24,444	2,166	6.1	561	13,879
Fresh fruits, vegetables	33,135	3,019	331,461	4,760	6.5	1,054	27,657	43,982	1,743	218,842	3,618	10.2	743	20,425
Gasoline, lubricants, fuel oil	618	59	5,054	1,126	1.5	262	5,847	649	56	4,624	1,172	3.3	277	6,500
Other nongrocery items	9,618	...	...	3,129	4.2	...	...	6,479	...	...	2,177	6.1	...	...
Stores not analyzing merchandise line sales	4,062	45	...	893	...	44	...	1,678	16	...	1,003	...	40	...
	WEST NORTH CENTRAL							SOUTH ATLANTIC						
Stores analyzing merchandise line sales, total	84,303	705	...	18,930	100.0	769	...	83,045	928	...	32,927	100.0	2,960	...
Canned goods, other groceries	64,239	705	84,303	13,691	72.3	769	18,930	67,780	928	83,045	23,518	71.4	2,960	32,927
Meats (exc. fresh), sea food, poultry	2,512	183	19,633	925	4.9	264	7,116	2,067	106	8,312	1,234	3.8	506	8,291
Fresh fruits, vegetables	10,302	433	54,563	1,997	10.5	388	11,645	6,048	455	45,289	1,850	5.6	1,018	13,852
Gasoline, lubricants, fuel oil	436	62	3,841	581	3.1	185	3,071	908	158	10,659	3,680	11.2	1,288	15,469
Other nongrocery items	6,814	...	...	1,736	9.2	...	...	6,242	...	...	2,645	8.0	...	...
Stores not analyzing merchandise line sales	2,316	17	...	628	...	16	...	3,056	21	...	370	...	18	...
	EAST SOUTH CENTRAL							WEST SOUTH CENTRAL						
Stores analyzing merchandise line sales, total	30,694	402	...	24,056	100.0	2,256	...	66,756	776	...	21,535	100.0	1,699	...
Canned goods, other groceries	23,207	402	30,694	18,308	76.1	2,256	24,056	53,527	776	66,756	16,279	75.6	1,699	21,535
Meats (exc. fresh), sea food, poultry	992	68	6,162	661	2.7	391	4,997	2,564	127	14,277	790	3.7	323	5,621
Fresh fruits, vegetables	2,523	199	16,771	834	3.5	637	8,220	4,246	341	33,907	926	4.3	480	8,512
Gasoline, lubricants, fuel oil	983	113	5,999	2,496	10.4	871	11,371	741	127	6,056	1,773	8.2	612	7,761
Other nongrocery items	2,989	...	...	1,757	7.3	...	...	5,678	...	...	1,767	8.2	...	...
Stores not analyzing merchandise line sales	473	7	...	222	...	18	...	3,344	24	...	593	...	22	...
	MOUNTAIN							PACIFIC						
Stores analyzing merchandise line sales, total	23,283	179	...	5,556	100.0	291	...	235,148	1,424	...	23,791	100.0	730	...
Canned goods, other groceries	17,828	179	23,283	4,224	76.1	291	5,556	192,296	1,424	235,148	19,209	80.7	730	23,791
Meats (exc. fresh), sea food, poultry	782	37	5,125	149	2.7	44	1,228	6,657	181	33,184	429	1.8	116	3,797
Fresh fruits, vegetables	2,776	94	14,275	424	7.6	87	2,240	24,138	870	145,826	2,264	9.5	388	14,642
Gasoline, lubricants, fuel oil	277	28	2,724	447	8.0	86	1,893	2,082	73	8,077	726	3.1	122	3,690
Other nongrocery items	1,620	...	...	312	5.6	...	...	9,975	...	...	1,163	4.9	...	...
Stores not analyzing merchandise line sales	677	6	...	122	...	3	...	4,890	34	...	463	...	17	...
	UNITED STATES							NEW ENGLAND						
GROCERY STORES, WITH FRESH MEAT														
Stores analyzing merchandise line sales, total	14,448,664	53,400	...	619,316	100.0	16,544	...	1,001,001	3,272	...	46,884	100.0	1,098	...
Canned goods, other groceries	8,250,803	53,400	14,448,664	334,667	54.0	16,544	619,316	521,595	3,272	1,001,001	21,599	46.1	1,098	46,884
Meats (all kinds), sea food, poultry	4,166,419	53,400	14,448,664	186,081	30.1	16,544	619,316	342,274	3,272	1,001,001	18,086	38.6	1,098	46,884
Fresh fruits, vegetables	1,739,424	48,553	13,667,312	64,242	10.4	13,645	537,062	119,141	3,103	973,445	5,067	10.8	957	42,083
Gasoline, lubricants, fuel oil	39,340	2,574	338,514	13,057	2.1	2,846	91,145	2,508	132	20,601	746	1.6	116	5,205
Other nongrocery items	253,178	...	...	21,269	3.4	...	...	15,483	...	...	1,386	2.9	...	...
Stores not analyzing merchandise line sales	160,744	486	...	14,743	...	383	...	14,434	87	...	1,379	...	30	...
	MIDDLE ATLANTIC							EAST NORTH CENTRAL						
Stores analyzing merchandise line sales, total	4,773,934	8,362	...	89,363	100.0	2,291	...	3,136,534	11,531	...	147,094	100.0	3,634	...
Canned goods, other groceries	1,568,912	8,362	2,773,934	45,270	50.7	2,291	89,363	1,785,438	11,531	3,136,534	78,130	53.1	3,634	147,099
Meats (all kinds), sea food, poultry	842,369	8,362	2,773,934	32,294	36.1	2,291	89,363	325,546	11,531	3,136,534	45,993	31.3	3,634	147,099
Fresh fruits, vegetables	327,427	7,361	2,429,896	8,816	9.9	1,797	73,264	380,804	10,703	2,989,477	15,987	10.9	3,152	131,104
Gasoline, lubricants, fuel oil	4,146	204	30,790	949	1.1	223	8,110	4,732	460	57,260	2,316	1.6	483	16,698
Other nongrocery items	21,170	...	...	2,034	2.2	...	...	40,014	...	...	4,673	3.1	...	...
Stores not analyzing merchandise line sales	29,774	150	...	4,975	...	69	...	36,146	221	...	3,826	...	9	...
	WEST NORTH CENTRAL							SOUTH ATLANTIC						
Stores analyzing merchandise line sales, total	1,247,348	5,807	...	17,661	100.0	1,638	...	1,689,896	6,542	...	86,542	100.0	2,781	...
Canned goods, other groceries	721,946	5,807	1,247,348	97,458	55.4	1,638	67,665	953,429	6,542	1,689,896	45,708	52.8	2,781	86,542
Meats (all kinds), sea food, poultry	380,662	5,807	1,247,348	18,618	27.5	1,638	67,665	494,332	6,542	1,689,896	25,748	29.8	2,781	86,542
Fresh fruits, vegetables	167,211	5,412	1,222,928	7,898	11.7	1,429	60,541	28,339	6,002	1,619,271	8,690	10.0	2,191	73,495
Gasoline, lubricants, fuel oil	2,792	236	28,186	448	1.4	202	6,411	5,284	529	54,945	2,959	3.4	760	20,842
Other nongrocery items	24,427	...	...	2,743	4.0	...	...	23,497	...	...	3,437	4.0	...	...
Stores not analyzing merchandise line sales	15,447	97	...	1,646	...	40	...	1,997	91	...	1,684	...	53	...

[illegible]

Table 16C.—MERCHANDISE LINE SALES OF LARGE STORES AND MULTIUNITS, AND SMALL STORE SAMPLE—FOOD GROUP—KIND OF BUSINESS, BY GEOGRAPHIC DIVISION: 1948—Continued

[See text for explanatory material and description of sample data included]

Kind of business and merchandise line	Large stores and multiunits			Sample of small single unit stores				Large stores and multiunits			Sample of small single unit stores			
	Merchandise line sales	Stores reporting merchandise line		Merchandise line sales		Stores reporting merchandise line		Merchandise line sales	Stores reporting merchandise line		Merchandise line sales		Stores reporting merchandise line	
	(Thousand dollars) (1)	Number (2)	Total sales (Thousand dollars) (3)	Amount (Thousand dollars) (4)	Percent distribution (5)	Number (6)	Total sales (Thousand dollars) (7)	(Thousand dollars) (1)	Number (2)	Total sales (Thousand dollars) (3)	Amount (Thousand dollars) (4)	Percent distribution (5)	Number (6)	Total sales (Thousand dollars) (7)
GROCERY STORES, WITH FRESH MEAT	EAST SOUTH CENTRAL							WEST SOUTH CENTRAL						
Stores analyzing merchandise line sales, total	644,201	3,217	...	51,274	100.0	1,529	...	1,218,518	5,378	...	71,426	100.0	2,181	...
Canned goods, other groceries	369,248	3,217	644,201	28,599	55.8	1,529	51,274	706,166	5,378	1,218,518	41,498	58.1	2,181	71,426
Meats (all kinds), sea food, poultry	174,256	3,217	644,201	13,335	26.0	1,529	51,274	327,038	5,378	1,218,518	18,723	26.2	2,181	71,426
Fresh fruits, vegetables	82,307	2,958	607,272	5,372	10.4	1,234	44,358	139,169	4,744	1,122,551	6,370	8.9	1,721	60,756
Gasoline, lubricants, fuel oil	3,775	218	25,883	1,623	3.2	353	10,733	5,687	311	40,883	2,010	2.8	452	12,649
Other nongrocery items	14,615	...	...	2,347	4.6	...	...	40,458	...	...	2,825	4.0	...	...
Stores not analyzing merchandise line sales	4,424	38	...	953	...	25	...	17,440	139	...	1,402	...	43	...
	MOUNTAIN							PACIFIC						
Stores analyzing merchandise line sales, total	585,247	2,295	...	19,228	100.0	510	...	2,101,935	7,006	...	39,835	100.0	882	...
Canned goods, other groceries	347,548	2,295	585,247	11,434	59.4	510	19,228	1,276,621	7,006	2,101,935	24,973	62.7	882	39,835
Meats (all kinds), sea food, poultry	149,240	2,295	585,247	4,434	23.1	510	19,228	515,202	7,006	2,101,935	8,850	22.2	882	39,835
Fresh fruits, vegetables	73,735	2,023	535,206	2,066	10.7	414	16,555	241,391	6,247	1,966,366	3,976	10.0	750	34,936
Gasoline, lubricants, fuel oil	3,092	111	17,467	495	2.6	84	3,066	7,339	374	62,499	1,011	2.5	167	7,432
Other nongrocery items	11,632	...	...	799	4.2	...	...	61,382	...	...	1,025	2.6	...	...
Stores not analyzing merchandise line sales	7,297	43	...	518	...	12	...	24,360	124	...	760	...	21	...
	UNITED STATES							NEW ENGLAND						
MEAT MARKETS														
Stores analyzing merchandise line sales, total	877,631	5,772	...	75,227	100.0	1,806	...	44,612	230	...	4,401	100.0	103	...
Meats (all kinds), sea food, poultry	842,965	5,772	877,631	73,151	97.2	1,806	75,227	41,085	230	44,612	4,192	95.3	103	4,401
Fresh fruits, vegetables	10,209	509	86,926	385	0.5	107	4,060	1,059	44	9,016	71	1.6	19	758
Canned goods, other groceries	19,866	1,049	187,450	1,405	1.9	329	14,303	2,330	56	12,704	133	3.0	34	1,186
Other sales	4,601	...	...	286	0.4	...	...	138	...	...	5	0.1	...	...
Stores not analyzing merchandise line sales	5,657	33	...	46	...	2	...	371	2	...	...	...	...	...
	MIDDLE ATLANTIC							EAST NORTH CENTRAL						
Stores analyzing merchandise line sales, total	394,095	2,687	...	39,052	100.0	939	...	209,497	1,311	...	15,687	100.0	349	...
Meats (all kinds), sea food, poultry	383,665	2,687	394,095	38,314	98.1	939	39,052	199,885	1,311	209,497	15,064	96.0	349	15,687
Fresh fruits, vegetables	4,999	256	32,828	172	0.4	44	1,596	1,468	87	17,263	58	0.4	15	770
Canned goods, other groceries	5,040	369	55,187	548	1.4	133	5,908	7,031	409	74,567	500	3.2	106	5,057
Other sales	391	...	...	18	0.1	...	...	1,113	...	...	65	0.4	...	...
Stores not analyzing merchandise line sales	2,236	15	...	2	...	1	...	1,327	8	...	...	...	...	...
	WEST NORTH CENTRAL							SOUTH ATLANTIC						
Stores analyzing merchandise line sales, total	36,006	218	...	3,316	100.0	83	...	32,301	223	...	2,660	100.0	85	...
Meats (all kinds), sea food, poultry	33,491	218	36,006	3,121	94.1	83	3,316	31,150	223	32,301	2,577	96.9	85	2,660
Fresh fruits, vegetables	528	25	5,645	49	1.5	7	317	159	16	3,156	8	0.3	6	158
Canned goods, other groceries	945	49	10,198	91	2.7	20	869	853	46	9,066	50	1.9	19	553
Other sales	1,042	...	...	55	1.7	...	...	139	...	...	25	0.9	...	...
Stores not analyzing merchandise line sales	1,108	3	...	...	...	...	...	...	...	...	...	...	...	...
	EAST SOUTH CENTRAL							WEST SOUTH CENTRAL						
Stores analyzing merchandise line sales, total	8,384	52	...					14,028	130	...	1,826	100.0	54	...
Meats (all kinds), sea food, poultry	7,877	52	8,384					13,528	130	14,028	1,794	98.3	54	1,826
Fresh fruits, vegetables	364	11	2,080	Information not shown because of high sampling variability.				64	7	1,159	15	0.8	8	179
Canned goods, other groceries	344	19	3,121					260	22	2,631	17	0.9	6	228
Other sales	2	...	...					156	...	...	...	...	...	...
Stores not analyzing merchandise line sales	...	...	...					...	...	...	44	...	1	...
	MOUNTAIN							PACIFIC						
Stores analyzing merchandise line sales, total	15,026	102	...					123,682	819	...	6,673	100.0	151	...
Meats (all kinds), sea food, poultry	14,407	102	15,026					118,050	819	123,682	6,601	98.9	151	6,673
Fresh fruits, vegetables	96	6	1,404	Information not shown because of high sampling variability.				1,472	57	14,375	10	0.1	5	234
Canned goods, other groceries	428	18	3,495					2,635	81	16,481	24	0.4	5	261
Other sales	95	...	...					1,525	...	...	38	0.6	...	...
Stores not analyzing merchandise line sales	...	...	...					615	5	...	...	...	...	...
	UNITED STATES							NEW ENGLAND						
FISH (SEA FOOD) MARKETS														
Stores analyzing merchandise line sales, total	44,674	479	...	10,353	100.0	503	...	5,596	48	...				
Sea food, meats (all kinds), poultry	42,576	479	44,674	10,016	96.8	503	10,353	5,195	48	5,596				
Fresh fruits, vegetables	637	27	2,779	102	1.0	19	448	144	5	564	Information not shown because of high sampling variability.			
Canned goods, other groceries	779	44	4,987	189	1.8	51	1,034	175	11	1,363				
Other sales	682	...	...	46	0.4	...	...	82	...	...				
Stores not analyzing merchandise line sales	947	9	...	131	...	6	...	...	...	...				
	MIDDLE ATLANTIC							EAST NORTH CENTRAL						
Stores analyzing merchandise line sales, total	14,404	165	...	4,202	100.0	210	...	5,508	67	...				
Sea food, meats (all kinds), poultry	13,845	165	14,404	4,672	97.3	210	4,802	5,058	67	5,508				
Fresh fruits, vegetables	343	11	1,208	80	1.7	8	244	(1)	2	(x)	Information not shown because of high sampling variability.			
Canned goods, other groceries	134	13	1,231	46	1.0	12	332	295	7	1,283				
Other sales	82	...	...	4	(z)	...	...	155	...	...				
Stores not analyzing merchandise line sales	...	...	...	...	...	...	...	277	2	...				

See footnotes at end of table.

Table 16C.—MERCHANDISE LINE SALES OF LARGE STORES AND MULTIUNITS, AND SMALL STORE SAMPLE—FOOD GROUP—KIND OF BUSINESS, BY GEOGRAPHIC DIVISION*: 1948—Continued

[See text for explanatory material and description of sample data included]

Kind of business and merchandise line	Large stores and multiunits			Sample of small single unit stores				Large stores and multiunits			Sample of small single unit stores			
	Merchandise line sales (Thousand dollars) (1)	Stores reporting merchandise line Number (2)	Stores reporting merchandise line Total sales (Thousand dollars) (3)	Merchandise line sales Amount (Thousand dollars) (4)	Merchandise line sales Percent distribution (5)	Stores reporting merchandise line Number (6)	Stores reporting merchandise line Total sales (Thousand dollars) (7)	Merchandise line sales (Thousand dollars) (1)	Stores reporting merchandise line Number (2)	Stores reporting merchandise line Total sales (Thousand dollars) (3)	Merchandise line sales Amount (Thousand dollars) (4)	Merchandise line sales Percent distribution (5)	Stores reporting merchandise line Number (6)	Stores reporting merchandise line Total sales (Thousand dollars) (7)
FISH (SEA FOOD) MARKETS	SOUTH ATLANTIC							EAST SOUTH CENTRAL						
Stores analyzing merchandise line sales, total	8,916	96	...	1,248	100.0	103	...	1,353	24	...				
Sea food, meats (all kinds), poultry	7,629	96	8,916	1,160	93.0	103	1,248	1,204	24	1,353				
Fresh fruits, vegetables	100	6	528	11	0.9	9	112	...	...	...	Information not shown because of high sampling variability.			
Canned goods, other groceries	132	9	795	64	5.1	21	227	...	...	...				
Other sales	55	...	...	13	1.0	...	...	149	...	...				
Stores not analyzing merchandise line sales	214	3	...	6*	...	4	...	...	...	...				
	WEST NORTH CENTRAL							PACIFIC						
Stores analyzing merchandise line sales, total	1,785	21	...					6,535	51	...				
Sea food, meats (all kinds), poultry	1,615	21	1,785					6,452	51	6,535				
Fresh fruits, vegetables	(1)	1	(x)	Information not shown because of high sampling variability.				(1)	2	(x)	Information not shown because of high sampling variability.			
Canned goods, other groceries	(1)	2	(x)					(1)	2	(x)				
Other sales	170	...	...					81	...	...				
Stores not analyzing merchandise line sales	334	3	...					122	1	...				
FRUIT STORES, VEGETABLE MARKETS	UNITED STATES							NEW ENGLAND						
Stores analyzing merchandise line sales, total	128,383	1,429	...	26,814	100.0	1,424	...	9,660	112	...	2,[illegible]	100.0	104	...
Fresh fruits, vegetables	116,452	1,429	128,383	25,088	93.6	1,424	26,814	9,248	112	9,660	2,195	86.9	104	2,525
Meats (all kinds), sea food, poultry	4,647	99	14,982	217	0.8	60	1,280	...	...	...	26	1.0	6	149
Canned goods, other groceries	5,269	166	23,080	1,226	4.6	227	5,530	293	12	1,108	245	9.7	24	827
Other sales	2,015	...	...	283	1.0	...	...	119	...	...	59	2.4	...	...
Stores not analyzing merchandise line sales	1,[illegible]	14	...	252	...	7	...	67	3	...	203	...	2	...
	MIDDLE ATLANTIC							EAST NORTH CENTRAL						
Stores analyzing merchandise line sales, total	59,650	670	...	14,743	100.0	749	...	22,377	283	...	3,767	100.0	216	...
Fresh fruits, vegetables	54,889	670	59,650	14,132	95.9	745	14,743	19,112	283	22,377	3,421	90.8	216	3,767
Meats (all kinds), sea food, poultry	1,978	51	6,094	84	0.6	25	422	1,286	18	3,950	36	1.0	12	368
Canned goods, other groceries	2,220	61	8,768	475	3.2	106	2,459	1,382	48	6,784	228	6.0	33	1,136
Other sales	563	...	...	52	0.3	...	...	597	...	...	82	2.2	...	...
Stores not analyzing merchandise line sales	497	3	...	...	...	...	...	115	1	...	...	...	...	...
	WEST NORTH CENTRAL							SOUTH ATLANTIC						
Stores analyzing merchandise line sales, total	4,039	29	...					6,215	94	...	2,250	100.0	153	...
Fresh fruits, vegetables	3,303	29	4,039					[illegible]	94	6,215	2,066	91.8	153	2,250
Meats (all kinds), sea food, poultry	169	5	1,010	Information not shown because of high sampling variability.				145	3	408	39	1.7	9	206
Canned goods, other groceries	321	9	2,037					292	18	1,360	96	4.3	25	363
Other sales	246	...	...					173	...	...	49	2.2	...	...
Stores not analyzing merchandise line sales	...	...	...					...	...	...	13	...	4	...
	WEST SOUTH CENTRAL							MOUNTAIN						
Stores analyzing merchandise line sales, total	2,291	23	...					857	13	..				
Fresh fruits, vegetables	2,126	23	2,291					575	13	857				
Meats (all kinds), sea food, poultry	59	4	378	Information not shown because of high sampling variability.				(1)	2	(x)	Information not shown because of high sampling variability.			
Canned goods, other groceries	50	3	248					181	4	482				
Other sales	56	...	...					101	...	...				
Stores not analyzing merchandise line sales	269	2	...					...	...	...				
	PACIFIC													
Stores analyzing merchandise line sales, total	22,833	197	...	1,975	100.0	82	...							
Fresh fruits, vegetables	21,175	197	22,833	1,886	95.5	82	1,975							
Meats (all kinds), sea food, poultry	410	16	2,700	11	0.6	1	45							
Canned goods, other groceries	518	10	2,048	67	3.4	9	322							
Other sales	230	...	...	11	0.5	...	...							
Stores not analyzing merchandise line sales	299	5	...	...	...	...	...							
CANDY, NUT, CONFECTIONERY STORES	UNITED STATES							NEW ENGLAND						
Stores analyzing merchandise line sales, total	264,144	4,533	...	38,496	100.0	2,753	...	18,776	440	...	2,733	100.0	145	...
Candy, nuts, confectionery	228,410	4,533	264,144	19,269	50.0	2,753	38,496	16,007	440	18,776	1,362	49.9	145	2,733
Cigars, cigarettes, tobacco	6,059	1,627	41,340	6,120	15.9	1,774	25,212	483	82	3,[illegible]	468	17.1	94	1,827
Bakery products	[illegible]	179	25,[illegible]	504	1.3	368	4,918	235	11	1,396	46	1.7	25	430
Fountain and meals	14,[illegible]	763	52,[illegible]	6,506	16.9	1,124	19,885	1,266	34	3,301	414	15.1	55	1,285
Canned goods, beverages, other foods	2,680	219	18,[illegible]	2,[illegible]	5.7	835	10,760	451	28	1,389	167	6.1	52	962
Other sales	[illegible],386	...	...	3,921	10.2	...	...	336	...	...	276	10.1	...	...
Stores not analyzing merchandise line sales	3,[illegible]01	70	...	1,272	...	74	...	486	3	...	121	...	8	...
	MIDDLE ATLANTIC							EAST NORTH CENTRAL						
Stores analyzing merchandise line sales, total	93,807	1,741	...	18,[illegible]	100.0	1,315	...	80,687	1,012	...	8,834	100.0	532	...
Candy, nuts, confectionery	82,[illegible]3	1,741	44,[illegible]	[illegible],[illegible]	46.2	1,315	18,[illegible]	65,230	1,012	80,687	4,732	54.6	532	8,834
Cigars, cigarettes, tobacco	[illegible],[illegible]4	551	16,[illegible]	3,[illegible]	20.2	961	13,506	1,236	102	7,714	1,023	11.6	309	5,206
Bakery products	[illegible]92	44	3,[illegible]	210	1.1	140	2,[illegible]	4,[illegible]	51	15,[illegible]	71	0.8	44	678
Fountain and meals	3,[illegible]	278	14,[illegible]	3,[illegible]	19.0	627	11,[illegible]	7,[illegible]	233	27,[illegible]	1,439	16.3	228	4,327
Canned goods, beverages, other foods	[illegible]08	90	[illegible],[illegible]	[illegible]73	4.6	912	4,[illegible]	[illegible]31	46	6,[illegible]	544	6.2	161	2,663
Other sales	[illegible],[illegible]	...	...	1,[illegible]	9.9	...	...	1,143	...	...	1,025	11.6	...	...
Stores not analyzing merchandise line sales	1,[illegible]	19	...	[illegible]	...	20	...	[illegible]	6	...	[illegible]	...	30	...

* See footnote at end of table.

Table 16C.—MERCHANDISE LINE SALES OF LARGE STORES AND MULTIUNITS, AND SMALL STORE SAMPLE—FOOD GROUP—KIND OF BUSINESS, BY GEOGRAPHIC DIVISION: 1948—Continued

[See text for explanatory material and description of sample data included]

Kind of business and merchandise line	Large stores and multiunits			Sample of small single unit stores				Large stores and multiunits			Sample of small single unit stores			
	Merchandise line sales	Stores reporting merchandise line		Merchandise line sales		Stores reporting merchandise line		Merchandise line sales	Stores reporting merchandise line		Merchandise line sales		Stores reporting merchandise line	
	(Thousand dollars) (1)	Number (2)	Total sales (Thousand dollars) (3)	Amount (Thousand dollars) (4)	Percent distribution (5)	Number (6)	Total sales (Thousand dollars) (7)	(Thousand dollars) (1)	Number (2)	Total sales (Thousand dollars) (3)	Amount (Thousand dollars) (4)	Percent distribution (5)	Number (6)	Total sales (Thousand dollars) (7)
CANDY, NUT, CONFECTIONERY STORES	WEST NORTH CENTRAL							SOUTH ATLANTIC						
Stores analyzing merchandise line sales, total	12,899	221	...	1,668	100.0	160	...	21,639	508	...	3,340	100.0	310	...
Candy, nuts, confectionery	12,289	221	12,899	876	52.5	160	1,618	18,134	508	21,639	1,701	50.9	310	3,340
Cigars, cigarettes, tobacco	219	17	821	180	10.9	92	959	968	206	5,377	411	12.3	203	2,214
Bakery products	99	5	456	49	2.9	44	450	350	80	2,204	65	2.0	72	660
Fountain and meals	169	9	675	220	13.2	40	597	498	143	3,916	388	11.6	81	1,250
Canned goods, beverages, other foods	35	4	124	214	12.8	74	827	353	42	2,332	454	13.6	161	1,736
Other sales	104	...	...	130	7.8	...	...	836	...	...	321	9.6	...	...
Stores not analyzing merchandise line sales	471	5	...	24	...	2	...	[illegible]	15	...	17	...	2	...
	EAST SOUTH CENTRAL							WEST SOUTH CENTRAL						
Stores analyzing merchandise line sales, total	3,844	96	...	447	100.0	48	...	4,419	105	...	790	100.0	112	...
Candy, nuts, confectionery	3,261	96	3,844	261	58.4	48	447	3,507	105	4,419	439	55.6	112	790
Cigars, cigarettes, tobacco	110	16	946	48	10.7	23	283	344	40	1,292	81	10.3	54	476
Bakery products	(1)	1	(x)	(1)	...	5	(x)	...	...	...	27	3.4	27	197
Fountain and meals	229	13	633	62	13.9	17	238	248	28	939	131	16.6	35	383
Canned goods, beverages, other foods	104	12	973	35	7.8	14	117	120	26	371	43	5.4	44	269
Other sales	140	...	...	41	9.2	...	...	200	...	...	69	8.7	...	...
Stores not analyzing merchandise line sales	8	1	...	24	...	2	...	139	1	...	...	...	...	...
	MOUNTAIN							PACIFIC						
Stores analyzing merchandise line sales, total	2,143	47	...	499	100.0	43	...	25,930	363	...	1,409	100.0	88	...
Candy, nuts, confectionery	2,001	47	2,143	325	65.1	43	499	23,148	363	25,930	898	63.7	88	1,409
Cigars, cigarettes, tobacco	58	7	466	27	5.4	15	180	1,146	26	4,321	89	6.3	23	466
Bakery products	...	...	...	3	0.6	3	63	483	7	1,945	26	1.8	8	131
Fountain and meals	64	9	211	63	12.6	13	177	574	19	2,534	218	15.5	28	451
Canned goods, beverages, other foods	(1)	1	(x)	(1)	...	12	(x)	182	10	1,001	12	0.9	5	88
Other sales	20	...	...	81	16.3	...	...	347	...	...	166	11.8	...	...
Stores not analyzing merchandise line sales	411	16	...	112	...	5	...	115	4	...	...	...	...	...
DAIRY PRODUCTS STORES	UNITED STATES							NEW ENGLAND						
Stores analyzing merchandise line sales, total	215,071	2,316	...	9,727	100.0	328	...	24,188	191	...				
Milk and cream	57,773	1,387	145,374	2,418	24.9	195	6,645	3,222	42	5,463				
Ice cream, frozen custard, etc	64,233	1,866	148,818	3,026	31.1	212	5,640	2,433	52	4,960				
Other dairy products	45,845	1,330	153,403	1,568	16.1	165	6,101	12,171	140	20,127	Information not shown because of high sampling variability.			
Eggs	16,130	1,039	125,154	606	6.2	137	4,956	3,689	138	20,435				
Groceries, other foods	18,725	804	87,622	1,597	16.4	165	5,316	832	27	2,198				
Other sales	12,365	...	...	512	5.3	...	...	1,841	...	...				
Stores not analyzing merchandise line sales	12,817	92	...	379	...	11	...	2,455	5	...				
	MIDDLE ATLANTIC							EAST NORTH CENTRAL						
Stores analyzing merchandise line sales, total	65,209	578	...	4,434	100.0	133	...	70,174	728	...	2,724	100.0	83	...
Milk and cream	13,204	421	51,172	1,134	25.6	104	3,564	24,906	527	53,637	790	29.0	49	1,868
Ice cream, frozen custard, etc	17,642	366	36,037	650	14.7	46	1,231	18,391	672	60,544	911	33.5	67	2,213
Other dairy products	15,789	397	51,861	1,143	25.8	104	3,788	11,802	450	51,895	301	11.0	38	1,506
Eggs	7,301	354	48,001	439	9.9	82	2,819	2,261	340	36,505	103	3.8	27	1,112
Groceries, other foods	7,213	280	37,112	884	19.9	82	2,819	8,848	382	37,364	433	15.9	40	1,375
Other sales	4,060	...	...	184	4.1	...	...	3,966	...	...	186	6.8	...	...
Stores not analyzing merchandise line sales	1,399	16	...	219	...	7	...	6,930	47	...	65	...	2	...
	WEST NORTH CENTRAL							SOUTH ATLANTIC						
Stores analyzing merchandise line sales, total	13,476	229	...	578	100.0	34	...	18,086	275	...	248	100.0	15	...
Milk and cream	3,640	83	8,780	107	18.5	12	219	4,457	172	9,211	24	9.7	6	127
Ice cream, frozen custard, etc	5,641	211	11,292	310	53.6	29	461	10,195	267	15,442	147	59.3	12	203
Other dairy products	1,769	84	6,902	50	8.7	8	211	1,307	161	7,611	23	9.3	4	58
Eggs	585	39	4,508	15	2.6	9	161	1,022	111	5,708	17	6.8	5	117
Groceries, other foods	1,023	47	4,217	56	9.7	9	213	196	21	1,187	26	10.5	8	137
Other sales	818	...	...	40	6.9	...	...	909	...	...	11	4.4	...	...
Stores not analyzing merchandise line sales	488	16	...	...	...	...	...	[illegible]	1	...	...	...	...	...
	EAST SOUTH CENTRAL							WEST SOUTH CENTRAL						
Stores analyzing merchandise line sales, total	3,681	76	...					5,461	125	...				
Milk and cream	1,432	20	2,112					1,190	61	3,256				
Ice cream, frozen custard, etc	1,944	74	3,636					3,150	124	5,354				
Other dairy products	101	8	1,491	Information not shown because of high sampling variability.				522	34	2,563	Information not shown because of high sampling variability.			
Eggs	33	6	929					254	3	848				
Groceries, other foods	127	5	1,170					56	8	835				
Other sales	44	...	...					289	...	...				
Stores not analyzing merchandise line sales	173	1	...					314	3	...				
	MOUNTAIN							PACIFIC						
Stores analyzing merchandise line sales, total	3,868	40	...					10,928	74	...	556	100.0	21	...
Milk and cream	1,439	31	3,471					4,283	30	8,272	79	14.2	4	164
Ice cream, frozen custard, etc	1,698	38	3,461					3,139	62	8,092	375	67.5	20	459
Other dairy products	327	28	2,930	Information not shown because of high sampling variability.				2,057	28	8,023	10	1.8	3	162
Eggs	75	24	1,964					910	24	6,256	3	0.5	2	143
Groceries, other foods	289	21	1,985					141	13	1,554	58	10.4	7	208
Other sales	40	...	...					398	...	...	31	5.6	...	...
Stores not analyzing merchandise line sales	103	1	...					371	2	...	...	...	...	...

See footnotes at end of table.

Table 16C.—MERCHANDISE LINE SALES OF LARGE STORES AND MULTIUNITS, AND SMALL STORE SAMPLE—FOOD GROUP—KIND OF BUSINESS, BY GEOGRAPHIC DIVISION: 1948—Continued

[See text for explanatory material and description of sample data included]

Kind of business and merchandise line	Large stores and multiunits			Sample of small single unit stores				Large stores and multiunits			Sample of small single unit stores			
	Merchandise line sales	Stores reporting merchandise line		Merchandise line sales		Stores reporting merchandise line		Merchandise line sales	Stores reporting merchandise line		Merchandise line sales		Stores reporting merchandise line	
	(Thousand dollars)	Number	Total sales (Thousand dollars)	Amount (Thousand dollars)	Percent distribution	Number	Total sales (Thousand dollars)	(Thousand dollars)	Number	Total sales (Thousand dollars)	Amount (Thousand dollars)	Percent distribution	Number	Total sales (Thousand dollars)
	(1)	(2)	(3)	(4)	(5)	(6)	(7)	(1)	(2)	(3)	(4)	(5)	(6)	(7)
	UNITED STATES							NEW ENGLAND						
MILK DEALERS														
Stores analyzing merchandise line sales, total	1,388,382	2,390	...	16,384	100.0	341	...	202,967	371	...	1,884	100.0	40	...
Milk and cream	1,200,071	2,390	1,388,382	15,112	92.2	341	16,384	185,464	371	202,967	1,846	98.0	40	1,884
Ice cream, frozen custard, etc	43,515	727	445,444	564	3.5	62	2,964	3,871	77	45,091	24	1.3	2	58
Other dairy products	35,346	1,252	1,061,426	399	2.4	80	4,473	7,492	134	140,339	1	(z)	1	45
Eggs	26,243	665	651,510	78	0.5	40	2,125	5,220	132	124,928	13	0.7	7	353
Other sales	23,207	...	...	231	1.4	...	...	920	...	...	...	...	...	...
Stores not analyzing merchandise line sales	25,148	64	...	423	...	7	...	6,661	14	...	41	...	1	...
	MIDDLE ATLANTIC							EAST NORTH CENTRAL						
Stores analyzing merchandise line sales, total	465,587	795	...	7,168	100.0	146	...	342,264	594	...	3,942	100.0	83	...
Milk and cream	410,070	795	465,587	6,684	93.2	146	7,168	290,330	594	342,264	3,456	87.7	83	3,942
Ice cream, frozen custard, etc	10,867	195	117,618	191	2.7	13	852	11,165	218	111,823	235	6.0	22	1,225
Other dairy products	24,367	420	375,426	136	1.9	30	1,619	33,456	385	277,220	138	3.5	33	1,778
Eggs	8,959	240	269,315	39	0.5	19	1,028	4,526	142	103,101	24	0.6	12	645
Other sales	11,324	...	...	118	1.7	...	...	2,787	...	...	89	2.2	...	...
Stores not analyzing merchandise line sales	4,833	19	...	...	...	...	...	9,338	14	...	333	...	5	...
	WEST NORTH CENTRAL							SOUTH ATLANTIC						
Stores analyzing merchandise line sales, total	95,223	151	...	1,450	100.0	33	...	107,126	151	...	580	100.0	12	...
Milk and cream	75,979	151	95,223	1,261	87.0	33	1,450	92,141	151	107,126	573	98.8	12	580
Ice cream, frozen custard, etc	5,796	59	51,969	76	5.2	11	557	3,794	68	37,984	...	...	...	...
Other dairy products	11,682	87	78,936	100	6.9	10	581	5,752	58	72,980	5	0.9	1	42
Eggs	440	26	20,715	...	...	...	...	1,961	28	59,277	...	...	...	...
Other sales	1,326	...	...	13	0.9	...	...	3,478	...	...	2	0.3	...	...
Stores not analyzing merchandise line sales	293	1	...	...	...	...	...	1,586	4	...	49	...	1	...
	EAST SOUTH CENTRAL							WEST SOUTH CENTRAL						
Stores analyzing merchandise line sales, total	30,274	69	...	549	100.0	8	...	42,588	46	...	186	100.0	4	...
Milk and cream	25,879	69	30,274	524	95.4	8	549	35,276	46	42,588	184	98.9	4	186
Ice cream, frozen custard, etc	1,226	20	9,516	4	0.7	1	97	4,020	19	28,841	1	0.5	1	94
Other dairy products	2,335	31	18,393	18	3.3	4	342	2,293	15	22,074	...	...	...	...
Eggs	356	11	7,911	2	0.4	1	97	189	5	7,068	...	...	1	2
Other sales	478	...	...	1	0.2	...	...	810	...	...	1	0.6	...	...
Stores not analyzing merchandise line sales	410	1	...	...	...	...	...	220	1	...	...	...	...	...
	MOUNTAIN							PACIFIC						
Stores analyzing merchandise line sales, total	18,231	53	...	140	100.0	5	...	84,122	160	...	485	100.0	10	...
Milk and cream	16,591	53	18,231	140	100.0	5	140	68,341	160	84,122	442	91.6	10	485
Ice cream, frozen custard, etc	356	15	6,978	...	...	...	...	2,420	56	35,624	33	6.8	2	81
Other dairy products	767	25	8,207	...	...	...	...	7,202	97	67,851	1	0.2	1	66
Eggs	170	16	4,574	...	...	...	...	4,422	65	54,621	...	...	...	...
Other sales	347	...	...	...	...	...	...	1,737	...	...	7	1.4	...	...
Stores not analyzing merchandise line sales	263	2	...	...	...	...	...	1,544	8	...	...	...	...	...
	UNITED STATES							NEW ENGLAND						
BAKERY PRODUCTS STORES														
Stores analyzing merchandise line sales, total	245,174	3,165	...	49,799	100.0	1,682	...	22,547	301	...	3,970	100.0	152	...
Bakery products	235,337	3,165	245,174	47,709	95.8	1,682	49,799	21,776	301	22,547	3,832	96.5	152	3,970
Candy, nuts, confectionery	2,356	430	32,602	258	0.5	115	3,019	159	11	1,275	16	0.4	10	161
Fountain and meals	3,243	111	11,604	651	1.3	78	2,482	339	11	1,235	19	0.5	5	70
Canned goods, beverages, other foods	1,314	77	7,759	558	1.1	113	3,255	129	9	360	47	1.2	11	320
Other sales	2,925	...	...	623	1.3	...	...	144	...	...	56	1.4	...	...
Stores not analyzing merchandise line sales	2,118	42	...	425	...	11	...	454	4	...	134	...	4	...
	MIDDLE ATLANTIC							EAST NORTH CENTRAL						
Stores analyzing merchandise line sales, total	114,468	1,190	...	17,092	100.0	542	...	48,771	642	...	12,555	100.0	381	...
Bakery products	110,702	1,190	114,468	16,552	96.8	542	17,092	46,919	642	48,771	11,971	95.3	381	12,555
Candy, nuts, confectionery	1,125	196	18,241	80	0.5	24	691	244	59	3,759	23	0.2	24	643
Fountain and meals	1,393	39	4,406	233	1.4	21	784	501	15	1,784	111	0.9	12	318
Canned goods, beverages, other foods	449	25	3,384	116	0.7	25	603	491	21	2,400	242	1.9	35	1,205
Other sales	1,567	...	...	111	0.6	...	...	616	...	...	208	1.7	...	...
Stores not analyzing merchandise line sales	795	14	...	...	...	...	...	581	18	...	149	...	3	...
	WEST NORTH CENTRAL							SOUTH ATLANTIC						
Stores analyzing merchandise line sales, total	10,349	210	...	4,461	100.0	158	...	10,414	205	...	2,741	100.0	112	...
Bakery products	9,665	210	10,349	4,310	96.6	158	4,461	9,908	205	10,414	2,587	94.4	112	2,741
Candy, nuts, confectionery	232	10	610	25	0.6	19	588	60	11	937	17	0.6	10	225
Fountain and meals	279	11	1,170	66	1.5	13	382	210	10	631	44	1.6	4	160
Canned goods, beverages, other foods	17	4	127	23	0.5	8	215	69	4	631	50	1.8	13	310
Other sales	177	...	...	37	0.8	...	...	167	...	...	43	1.6	...	...
Stores not analyzing merchandise line sales	3	1	...	...	...	...	...	32	1	...	2	...	1	...

Table 16C.—MERCHANDISE LINE SALES OF LARGE STORES AND MULTIUNITS, AND SMALL STORE SAMPLE—FOOD GROUP—KIND OF BUSINESS, BY GEOGRAPHIC DIVISION*: 1948—Continued

(See text for explanatory material and description of sample data included)

Kind of business and merchandise line	Large stores and multiunits			Sample of small single unit stores				Large stores and multiunits			Sample of small single unit stores			
	Merchandise line sales (Thousand dollars) (1)	Stores reporting merchandise line: Number (2)	Stores reporting merchandise line: Total sales (Thousand dollars) (3)	Merchandise line sales: Amount (Thousand dollars) (4)	Merchandise line sales: Percent distribution (5)	Stores reporting merchandise line: Number (6)	Stores reporting merchandise line: Total sales (Thousand dollars) (7)	Merchandise line sales (Thousand dollars) (1)	Stores reporting merchandise line: Number (2)	Stores reporting merchandise line: Total sales (Thousand dollars) (3)	Merchandise line sales: Amount (Thousand dollars) (4)	Merchandise line sales: Percent distribution (5)	Stores reporting merchandise line: Number (6)	Stores reporting merchandise line: Total sales (Thousand dollars) (7)
BAKERY PRODUCTS STORES	EAST SOUTH CENTRAL							WEST SOUTH CENTRAL						
Stores analyzing merchandise line sales, total	3,326	49	...					9,070	106	...	1,810	100.0	90	...
Bakery products	3,085	49	3,326					8,885	106	9,070	1,685	93.1	90	1,810
Candy, nuts, confectionery	4	9	454	Information not shown because of high sampling variability.				(1)	2	(x)	(1)	...	9	(x)
Fountain and meals	199	7	822					(1)	2	(x)	(1)	...	9	(x)
Canned goods, beverages, other foods	11	5	242					(1)	1	(x)	(1)	...	4	(x)
Other sales	27	...	...					185	...	...	125	6.9	...	...
Stores not analyzing merchandise line sales	...	...	...					...	...	...	95	...	2	...
	MOUNTAIN							PACIFIC						
Stores analyzing merchandise line sales, total	3,473	53	...					22,756	409	...	4,784	100.0	166	...
Bakery products	3,335	53	3,473					21,775	409	22,756	4,585	95.8	166	4,784
Candy, nuts, confectionery	73	4	354					452	128	6,677	74	1.5	13	412
Fountain and meals	(1)	1	(x)	Information not shown because of high sampling variability.				230	17	1,146	51	1.1	5	220
Canned goods, beverages, other foods	(1)	1	(x)					140	7	468	36	0.8	10	250
Other sales	65	...	...					159	...	...	38	0.8	...	...
Stores not analyzing merchandise line sales	...	...	...					263	4	...	45	...	1	...
	UNITED STATES							NEW ENGLAND						
EGG, POULTRY DEALERS														
Stores analyzing merchandise line sales, total	127,298	1,008	...	13,378	100.0	442	...	4,453	43	...				
Eggs	25,294	576	76,549	2,014	15.1	247	7,576	614	20	1,549				
Poultry	91,779	930	117,949	10,479	78.3	418	12,741	3,689	38	4,318	Information not shown because of high sampling variability.			
Groceries, other foods	2,019	76	11,292	175	1.3	33	1,036	108	5	622				
Other sales	8,206	...	...	710	5.3	...	...	42	...	...				
Stores not analyzing merchandise line sales	2,228	14	...	335	...	14	...	...	...	...				
	MIDDLE ATLANTIC							EAST NORTH CENTRAL						
Stores analyzing merchandise line sales, total	49,319	445	...	5,192	100.0	186	...	21,526	160	...	2,725	100.0	87	...
Eggs	7,793	146	20,912	607	11.7	80	2,287	5,012	112	16,379	407	15.0	63	2,059
Poultry	39,530	406	45,202	4,475	86.2	173	4,844	14,333	142	18,919	2,208	81.0	87	2,725
Groceries, other foods	237	13	1,831	41	0.8	12	260	663	14	2,602	9	0.3	7	143
Other sales	1,759	...	...	69	1.3	...	...	1,518	...	...	101	3.7	...	...
Stores not analyzing merchandise line sales	220	3	...	19	...	4	...	528	3	...	153	...	5	...
	WEST NORTH CENTRAL							SOUTH ATLANTIC						
Stores analyzing merchandise line sales, total	11,984	68	...	1,249	100.0	33	...	10,547	100	...	1,267	100.0	42	...
Eggs	4,070	62	11,227	377	30.2	31	1,129	1,463	48	5,602	142	11.2	23	567
Poultry	5,364	64	11,624	607	48.6	32	1,196	8,433	97	10,375	1,008	79.5	42	1,267
Groceries, other foods	302	15	1,984	8	0.6	1	52	209	9	921	15	1.2	4	38
Other sales	2,248	...	...	257	20.6	...	...	442	...	...	102	8.1	...	...
Stores not analyzing merchandise line sales	336	2	...	2	...	2	...	261	2	...	...	...	...	...
	EAST SOUTH CENTRAL							WEST SOUTH CENTRAL						
Stores analyzing merchandise line sales, total	2,559	15	...					8,771	42	...	587	100.0	21	...
Eggs	914	13	2,293					2,558	33	6,964	131	22.3	11	349
Poultry	1,516	15	2,559	Information not shown because of high sampling variability.				4,501	39	8,523	357	60.8	20	573
Groceries, other foods	(1)	2	(x)					311	10	1,676	22	3.7	4	153
Other sales	129	...	...					1,401	...	...	77	13.2	...	...
Stores not analyzing merchandise line sales	...	...	...					339	2	...	181	...	3	...
	PACIFIC													
Stores analyzing merchandise line sales, total	16,646	127	...	1,231	100.0	33	...							
Eggs	2,390	76	9,940	230	18.7	18	722							
Poultry	13,766	122	14,962	949	77.1	28	1,056							
Groceries, other foods	144	8	1,593	47	3.8	6	228							
Other sales	346	...	...	5	0.4	...	...							
Stores not analyzing merchandise line sales	544	2	...	...	...	...	...							
	UNITED STATES							NEW ENGLAND						
DELICATESSEN STORES														
Stores analyzing merchandise line sales, total	59,583	523	...	25,045	100.0	811	...	4,185	31	...				
Delicatessen meats, salads, etc	35,438	523	59,583	11,492	45.9	811	25,045	2,635	31	4,185				
Candy, nuts, confectionery	1,060	150	16,198	704	2.8	388	10,021	107	4	664				
Cigars, cigarettes, tobacco	952	142	17,468	1,121	4.5	407	11,452	25	3	366	Information not shown because of high sampling variability.			
Bakery products	2,484	188	20,663	1,425	5.7	415	12,169	122	7	980				
Fountain and meals	3,894	120	15,297	976	3.9	133	4,237	399	9	1,557				
Canned goods, beverages, other foods	12,184	326	37,610	8,256	32.9	652	20,347	587	18	2,597				
Other sales	3,571	...	...	1,071	4.3	...	...	310	...	...				
Stores not analyzing merchandise line sales	1,693	12	...	584	...	20	...	409	3	...				

See footnotes at end of table.

Table 16C.—MERCHANDISE LINE SALES OF LARGE STORES AND MULTIUNITS, AND SMALL STORE SAMPLE—FOOD GROUP—KIND OF BUSINESS, BY GEOGRAPHIC DIVISION*: 1948—Continued

[See text for explanatory material and description of sample data included]

Kind of business and merchandise line	Large stores and multiunits			Sample of small single unit stores				Large stores and multiunits			Sample of small single unit stores			
	Merchandise line sales (Thousand dollars) (1)	Stores reporting merchandise line: Number (2)	Stores reporting merchandise line: Total sales (Thousand dollars) (3)	Merchandise line sales: Amount (Thousand dollars) (4)	Merchandise line sales: Percent distribution (5)	Stores reporting merchandise line: Number (6)	Stores reporting merchandise line: Total sales (Thousand dollars) (7)	Merchandise line sales (Thousand dollars) (1)	Stores reporting merchandise line: Number (2)	Stores reporting merchandise line: Total sales (Thousand dollars) (3)	Merchandise line sales: Amount (Thousand dollars) (4)	Merchandise line sales: Percent distribution (5)	Stores reporting merchandise line: Number (6)	Stores reporting merchandise line: Total sales (Thousand dollars) (7)
DELICATESSEN STORES	MIDDLE ATLANTIC							EAST NORTH CENTRAL						
Stores analyzing merchandise line sales, total	28,928	253	...	15,720	100.0	453	...	9,531	95	...	4,764	100.0	181	...
Delicatessen: meats, salads, etc	17,506	253	28,928	7,481	47.6	453	15,720	4,941	95	9,531	1,701	35.7	181	4,764
Candy, nuts, confectionery	301	50	6,440	270	1.7	173	4,720	246	51	4,170	264	5.5	128	3,211
Cigars, cigarettes, tobacco	280	58	8,308	588	3.7	208	6,281	249	33	3,662	337	7.1	115	3,109
Bakery products	1,047	78	9,727	651	4.1	199	6,481	477	45	4,145	413	8.7	127	3,291
Fountain and meals	1,495	40	5,471	464	3.0	50	1,805	1,123	39	4,052	242	5.1	43	1,418
Canned goods, beverages, other foods	6,624	151	18,781	5,639	35.9	369	12,907	2,028	74	6,442	1,531	32.1	164	4,225
Other sales	1,625	...	...	627	4.0	...	...	467	...	...	276	5.8	...	...
Stores not analyzing merchandise line sales	662	3	...	214	...	7	...	150	1	...	18	...	2	...
	SOUTH ATLANTIC							WEST NORTH CENTRAL						
Stores analyzing merchandise line sales, total	4,410	40	...					1,379	19	...				
Delicatessen: meats, salads, etc	1,822	40	4,410					632	19	1,379				
Candy, nuts, confectionery	90	19	2,250					55	13	593				
Cigars, cigarettes, tobacco	169	24	2,918	Information not shown because of high sampling variability.				198	13	691	Information not shown because of high sampling variability.			
Bakery products	304	20	2,271					126	15	922				
Fountain and meals	384	17	1,928					107	4	488				
Canned goods, beverages, other foods	1,290	29	3,648					134	16	898				
Other sales	322	...	...					167	...	...				
Stores not analyzing merchandise line sales	...	...	...					...	...	...				
	PACIFIC													
Stores analyzing merchandise line sales, total	9,836	77	...											
Delicatessen: meats, salads, etc	7,224	77	9,836											
Candy, nuts, confectionery	38	10	1,309											
Cigars, cigarettes, tobacco	36	10	1,383	Information not shown because of high sampling variability.										
Bakery products	374	20	2,373											
Fountain and meals	386	11	1,401											
Canned goods, beverages, other foods	1,311	32	4,130											
Other sales	467	...	...											
Stores not analyzing merchandise line sales	327	4	...											

* Information not shown for those geographic divisions in which an insufficient number of establishments reported sales by merchandise line.
x Withheld to avoid disclosure.
z Less than .05 percent.
‡ Combined with "Other sales."

Table 16D.—MERCHANDISE LINE SALES OF LARGE STORES AND MULTIUNITS—FOOD GROUP—KIND OF BUSINESS, BY STATE: 1948

[See text for explanatory material]

Column headings for each state: Merchandise line sales (Thousand dollars); Stores reporting merchandise line: Number; Total sales (Thousand dollars).

GROCERY STORES, WITHOUT FRESH MEAT

Kind of business and merchandise line	ALABAMA Merchandise line sales	Number	Total sales	ARIZONA Merchandise line sales	Number	Total sales	ARKANSAS Merchandise line sales	Number	Total sales	CALIFORNIA Merchandise line sales	Number	Total sales	COLORADO Merchandise line sales	Number	Total sales
Large stores and multiunits–															
Analyzing merchandise line sales, total	8,620	143	...	3,495	23	...	6,578	62	...	184,568	1,063	...	2,639	18	...
Canned goods, other groceries	6,621	143	8,62[illegible]	2,352	23	3,49[illegible]	4,929	62	6,578	153,303	1,[illegible]3	184,5[illegible]	[illegible]83	18	[illegible]
Meats (exc fresh), sea food, poultry	224	9	85[illegible]	(1)	2	(x)	137	9	792	4,968	116	22,752	(1)	3	(x)
Fresh fruits, vegetables	791	69	5,149	167	[illegible]	898	[illegible]30	36	4,288	16,49[illegible]	59[illegible]	105,[illegible]	355	12	1,744
Gasoline, lubricants, fuel oil	298	42	1,[illegible]91	43	[illegible]	964	145	19	1,316	1,509	38	4,[illegible]3	...	...	...
Other nongrocery items	686	...	...	421	...	...	[illegible]81	...	...	7,458	...	...	221	...	...
Not analyzing merchandise line sales	1[illegible]	3	...	12[illegible]	1	...	..	...	...	3,993	2[illegible]	...	46	1	...
Small single unit stores	81,623	[illegible],054	...	7,04[illegible]	386	...	35,985	[illegible],502	...	151,744	[illegible],663	...	8,482	476	...

Kind of business and merchandise line	CONNECTICUT Merchandise line sales	Number	Total sales	DELAWARE Merchandise line sales	Number	Total sales	DISTRICT OF COLUMBIA Merchandise line sales	Number	Total sales	FLORIDA Merchandise line sales	Number	Total sales	GEORGIA Merchandise line sales	Number	Total sales
Large stores and multiunits–															
Analyzing merchandise line sales, total	28,152	263	...	3,143	37	...	1,298	13	...	[illegible]	1[illegible]1	...	10,706	152	...
Canned goods, other groceries	24,371	263	28,152	2,693	37	3,143	1,147	13	1,298	[illegible],3[illegible]	1[illegible]1	1[illegible],[illegible]07	8,779	152	10,706
Meats (exc. fresh), sea food, poultry	456	21	2,162	(1)	1	(x)	(1)	3	(x)	30[illegible]	11	1,115	193	12	728
Fresh fruits, vegetables	[illegible],[illegible]91	202	21,383	388	28	2,173	56	5	457	1,[illegible]1[illegible]	[illegible]	7,59[illegible]	725	73	5,463
Gasoline, lubricants, fuel oil	(1)	2	(x)	(1)	1	(x)	...	...	...	4	7	525	119	30	1,264
Other nongrocery items	634	...	...	62	...	...	95	...	...	253	...	...	89[illegible]	...	...
Not analyzing merchandise line sales	787	8	...	...	...	...	...	...	...	[illegible]	3	...	1,513	8	...
Small single unit stores	30,105	1,581	...	3,374	256	...	[illegible],12[illegible]	242	...	21,[illegible]78	1,7[illegible]	...	[illegible]4,[illegible]2	5,028	...

Kind of business and merchandise line	IDAHO Merchandise line sales	Number	Total sales	ILLINOIS Merchandise line sales	Number	Total sales	INDIANA Merchandise line sales	Number	Total sales	IOWA Merchandise line sales	Number	Total sales	KANSAS Merchandise line sales	Number	Total sales
Large stores and multiunits–															
Analyzing merchandise line sales, total	5,203	30	...	92,105	705	...	14,213	100	...	14,958	144	...	3,140	28	...
Canned goods, other groceries	3,880	30	5,203	75,029	705	92,105	11,187	100	14,213	10,959	144	14,958	2,432	28	3,140
Meats (exc fresh), sea food, poultry	(1)	4	(x)	1,261	62	6,267	292	8	1,022	552	62	5,637	(1)	4	(x)
Fresh fruits, vegetables	893	24	4,672	13,682	623	83,835	2,117	87	12,527	2,459	105	11,481	441	22	2,734
Gasoline, lubricants, fuel oil	76	5	645	154	18	1,622	76	5	530	35	9	[illegible]04	(1)	3	(x)
Other nongrocery items	354	...	...	1,9[illegible]9	...	...	541	...	...	953	...	...	267	...	...
Not analyzing merchandise line sales	...	...	...	524	4	...	164	1	...	124	1	...	35	2	...
Small single unit stores	7,244	278	...	135,827	5,641	...	25,098	1,418	...	30,506	1,115	...	10,003	506	...

Kind of business and merchandise line	KENTUCKY Merchandise line sales	Number	Total sales	LOUISIANA Merchandise line sales	Number	Total sales	MAINE Merchandise line sales	Number	Total sales	MARYLAND Merchandise line sales	Number	Total sales	MASSACHUSETTS Merchandise line sales	Number	Total sales
Large stores and multiunits–															
Analyzing merchandise line sales, total	6,371	63	...	12,365	191	...	23,869	185	...	10,549	114	...	88,930	746	...
Canned goods, other groceries	4,483	63	6,371	10,027	191	12,365	21,025	185	23,869	8,416	114	10,549	78,702	746	88,930
Meats (exc fresh), sea food, poultry	227	16	1,723	389	25	2,773	(1)	3	(x)	291	15	1,442	754	27	2,289
Fresh fruits, vegetables	387	30	2,828	886	68	5,451	2,444	169	22,830	837	48	4,608	8,501	605	66,452
Gasoline, lubricants, fuel oil	291	17	1,550	207	40	1,192	49	7	597	92	15	1,424	(1)	2	(x)
Other nongrocery items	983	...	...	856	...	...	351	...	...	913	...	...	973	...	...
Not analyzing merchandise line sales	...	...	...	276	5	...	49	1	...	51	2	...	465	7	...
Small single unit stores	51,443	5,485	...	68,413	5,419	...	23,530	1,200	...	24,929	1,488	...	73,777	3,703	...

Kind of business and merchandise line	MICHIGAN Merchandise line sales	Number	Total sales	MINNESOTA Merchandise line sales	Number	Total sales	MISSISSIPPI Merchandise line sales	Number	Total sales	MISSOURI Merchandise line sales	Number	Total sales	MONTANA Merchandise line sales	Number	Total sales
Large stores and multiunits–															
Analyzing merchandise line sales, total	61,107	528	...	30,338	220	...	7,251	101	...	15,737	152	...	6,979	50	...
Canned goods, other groceries	43,910	528	61,107	23,387	220	30,338	5,466	101	7,251	11,623	152	15,737	5,124	50	6,979
Meats (exc. fresh), sea food, poultry	1,211	46	6,081	971	58	6,734	319	18	1,943	245	22	2,157	376	15	2,363
Fresh fruits, vegetables	15,[illegible]0[illegible]	4[illegible]2	53,235	4,10[illegible]	135	18,816	626	43	4,[illegible]03	1,615	94	11,195	1,037	32	4,961
Gasoline, lubricants, fuel oil	93	13	717	103	17	1,284	149	24	1,205	81	15	8[illegible]2	85	[illegible]	507
Other nongrocery items	884	...	...	1,771	...	...	691	...	...	2,173	...	...	357	...	...
Not analyzing merchandise line sales	227	2	...	1,373	7	...	...	...	...	346	5	...	207	1	...
Small single unit stores	62,855	2,764	...	75,833	2,555	...	52,177	4,774	...	36,474	[illegible],510	...	11,293	451	...

Kind of business and merchandise line	NEBRASKA Merchandise line sales	Number	Total sales	NEW HAMPSHIRE Merchandise line sales	Number	Total sales	NEW JERSEY Merchandise line sales	Number	Total sales	NEW MEXICO Merchandise line sales	Number	Total sales	NEW YORK Merchandise line sales	Number	Total sales
Large stores and multiunits–															
Analyzing merchandise line sales, total	[illegible],[illegible]3	51	...	12,8[illegible]	116	...	73,781	667	...	563	15	...	[illegible],1[illegible]1	[illegible],[illegible]3[illegible]	...
Canned goods, other groceries	4,[illegible]91	51	6,503	10,491	116	12,830	62,058	667	73,781	460	15	563	314,406	[illegible],736	36[illegible],101
Meats (exc fresh), sea food, poultry	[illegible]	14	2,045	114	7	582	1,121	41	4,953	(1)	1	(x)	[illegible],306	273	35,700
Fresh fruits, vegetables	844	39	5,180	1,471	104	12,082	9,615	504	59,517	(1)	1	(x)	31,656	1,5[illegible]	194,158
Gasoline, lubricants, fuel oil	(1)	3	(x)	(1)	2	(x)	23	7	219	(1)	[illegible]	(x)	345	22	2,467
Other nongrocery items	[illegible]1	...	...	254	...	...	964	...	...	103	...	...	7,338	...	...
Not analyzing merchandise line sales	155	1	...	...	...	...	219	5	...	114	2	...	[illegible],44[illegible]	14	...
Small single unit stores	1[illegible],30[illegible]	374	...	1[illegible],[illegible]75	547	...	1[illegible]7,3[illegible]9	4,77[illegible]	...	10,157	[illegible]	...	442,[illegible]17	14,777	...

See footnotes at end of table.

Table 16D.—MERCHANDISE LINE SALES OF LARGE STORES AND MULTIUNITS—FOOD GROUP—KIND OF BUSINESS, BY STATE: 1948—Continued

[See text for explanatory material]

Kind of business and merchandise line	Merchandise line sales (Thousand dollars)	Stores reporting merchandise line: Number	Stores reporting merchandise line: Total sales (Thousand dollars)
GROCERY STORES, WITHOUT FRESH MEAT	NORTH CAROLINA		
Large stores and multiunits			
Analyzing merchandise line sales, total	1,754	147	...
Canned goods, other groceries	1,510	149	13,754
Meats (exc. fresh), sea food, poultry	530	10	1,443
Fresh fruits, vegetables	1,167	85	8,678
Gasoline, lubricants, fuel oil	121	28	2,108
Other nongrocery items	1,419	...	...
Not analyzing merchandise line sales	636	5	...
Small single unit stores	46,331	9,113	...
	NORTH DAKOTA		
Large stores and multiunits			
Analyzing merchandise line sales, total	7,603	69	...
Canned goods, other groceries	6,565	69	7,603
Meats (exc. fresh), sea food, poultry	186	15	1,388
Fresh fruits, vegetables	390	22	2,236
Gasoline, lubricants, fuel oil	(1)	1	(x)
Other nongrocery items	462	...	...
Not analyzing merchandise line sales	283	1	...
Small single unit stores	15,645	479	...
	OHIO		
Large stores and multiunits			
Analyzing merchandise line sales, total	58,540	497	...
Canned goods, other groceries	47,116	497	58,540
Meats (exc. fresh), sea food, poultry	1,434	52	6,214
Fresh fruits, vegetables	8,378	308	45,839
Gasoline, lubricants, fuel oil	222	10	1,304
Other nongrocery items	1,330	...	...
Not analyzing merchandise line sales	763	4	...
Small single unit stores	76,203	3,387	...
	OKLAHOMA		
Large stores and multiunits			
Analyzing merchandise line sales, total	2,721	36	...
Canned goods, other groceries	1,959	36	2,721
Meats (exc. fresh), sea food, poultry	207	2	981
Fresh fruits, vegetables	255	11	919
Gasoline, lubricants, fuel oil	3	5	230
Other nongrocery items	297	...	...
Not analyzing merchandise line sales	...	...	...
Small single unit stores	19,017	1,584	...
	OREGON		
Large stores and multiunits			
Analyzing merchandise line sales, total	16,933	121	...
Canned goods, other groceries	12,555	121	16,933
Meats (exc. fresh), sea food, poultry	683	23	3,268
Fresh fruits, vegetables	2,759	93	14,411
Gasoline, lubricants, fuel oil	130	13	825
Other nongrocery items	806	...	...
Not analyzing merchandise line sales	236	3	...
Small single unit stores	72,400	788	...
	PENNSYLVANIA		
Large stores and multiunits			
Analyzing merchandise line sales, total	99,396	1,172	...
Canned goods, other groceries	99,396	1,172	99,396
Meats (exc. fresh), sea food, poultry	2,516	95	9,560
Fresh fruits, vegetables	13,869	951	77,788
Gasoline, lubricants, fuel oil	200	30	2,368
Other nongrocery items	1,317	...	...
Not analyzing merchandise line sales	1,397	21	...
Small single unit stores	193,492	10,839	...
	RHODE ISLAND		
Large stores and multiunits			
Analyzing merchandise line sales, total	10,899	115	...
Canned goods, other groceries	9,310	115	10,899
Meats (exc. fresh), sea food, poultry	(1)	1	(x)
Fresh fruits, vegetables	1,536	101	8,967
Gasoline, lubricants, fuel oil	(1)	1	(x)
Other nongrocery items	53	...	...
Not analyzing merchandise line sales	847	4	...
Small single unit stores	10,151	703	...
	SOUTH CAROLINA		
Large stores and multiunits			
Analyzing merchandise line sales, total	6,276	109	...
Canned goods, other groceries	5,074	109	6,276
Meats (exc. fresh), sea food, poultry	232	22	1,234
Fresh fruits, vegetables	476	54	4,138
Gasoline, lubricants, fuel oil	137	34	829
Other nongrocery items	357	...	...
Not analyzing merchandise line sales	151	2	...
Small single unit stores	43,164	3,683	...
	SOUTH DAKOTA		
Large stores and multiunits			
Analyzing merchandise line sales, total	6,024	41	...
Canned goods, other groceries	4,578	41	6,024
Meats (exc. fresh), sea food, poultry	249	8	1,356
Fresh fruits, vegetables	447	16	2,321
Gasoline, lubricants, fuel oil	(1)	4	(x)
Other nongrocery items	750	...	...
Not analyzing merchandise line sales	...	...	...
Small single unit stores	7,932	298	...
	TENNESSEE		
Large stores and multiunits			
Analyzing merchandise line sales, total	8,452	95	...
Canned goods, other groceries	6,641	95	8,452
Meats (exc. fresh), sea food, poultry	822	25	1,640
Fresh fruits, vegetables	719	57	4,791
Gasoline, lubricants, fuel oil	244	30	1,443
Other nongrocery items	626	...	...
Not analyzing merchandise line sales	283	4	...
Small single unit stores	72,268	5,932	...
	TEXAS		
Large stores and multiunits			
Analyzing merchandise line sales, total	45,092	487	...
Canned goods, other groceries	36,611	487	45,092
Meats (exc. fresh), sea food, poultry	1,832	86	9,741
Fresh fruits, vegetables	2,464	226	23,249
Gasoline, lubricants, fuel oil	336	64	3,318
Other nongrocery items	3,844	...	...
Not analyzing merchandise line sales	3,068	19	...
Small single unit stores	91,578	6,702	...
	UTAH		
Large stores and multiunits			
Analyzing merchandise line sales, total	1,554	16	...
Canned goods, other groceries	1,106	16	1,554
Meats (exc. fresh), sea food, poultry	(1)	4	(x)
Fresh fruits, vegetables	204	6	783
Gasoline, lubricants, fuel oil	(1)	3	(x)
Other nongrocery items	244	...	...
Not analyzing merchandise line sales	...	...	...
Small single unit stores	5,776	223	...
	VERMONT		
Large stores and multiunits			
Analyzing merchandise line sales, total	9,620	77	...
Canned goods, other groceries	8,415	77	9,620
Meats (exc. fresh), sea food, poultry	(1)	1	(x)
Fresh fruits, vegetables	706	50	5,897
Gasoline, lubricants, fuel oil	137	7	727
Other nongrocery items	362	...	...
Not analyzing merchandise line sales	...	...	...
Small single unit stores	5,685	285	...
	VIRGINIA		
Large stores and multiunits			
Analyzing merchandise line sales, total	13,526	158	...
Canned goods, other groceries	11,688	158	13,526
Meats (exc. fresh), sea food, poultry	266	19	1,253
Fresh fruits, vegetables	457	38	3,659
Gasoline, lubricants, fuel oil	185	24	1,373
Other nongrocery items	930	...	...
Not analyzing merchandise line sales	...	...	...
Small single unit stores	54,152	4,801	...
	WASHINGTON		
Large stores and multiunits			
Analyzing merchandise line sales, total	33,500	239	...
Canned goods, other groceries	25,938	239	33,500
Meats (exc. fresh), sea food, poultry	1,166	42	7,164
Fresh fruits, vegetables	4,890	181	26,325
Gasoline, lubricants, fuel oil	443	22	3,189
Other nongrocery items	1,063	...	...
Not analyzing merchandise line sales	808	6	...
Small single unit stores	57,478	2,014	...
	WEST VIRGINIA		
Large stores and multiunits			
Analyzing merchandise line sales, total	13,786	95	...
Canned goods, other groceries	11,180	95	13,786
Meats (exc. fresh), sea food, poultry	184	13	854
Fresh fruits, vegetables	926	55	8,526
Gasoline, lubricants, fuel oil	126	19	2,378
Other nongrocery items	1,380	...	...
Not analyzing merchandise line sales	200	1	...
Small single unit stores	30,703	2,778	...
	WISCONSIN		
Large stores and multiunits			
Analyzing merchandise line sales, total	32,050	244	...
Canned goods, other groceries	24,722	244	32,050
Meats (exc. fresh), sea food, poultry	698	49	4,810
Fresh fruits, vegetables	4,796	173	23,406
Gasoline, lubricants, fuel oil	104	10	751
Other nongrocery items	1,730	...	...
Not analyzing merchandise line sales	...	...	...
Small single unit stores	53,151	1,901	...
	WYOMING		
Large stores and multiunits			
Analyzing merchandise line sales, total	1,837	19	...
Canned goods, other groceries	1,431	19	1,837
Meats (exc. fresh), sea food, poultry	(1)	4	(x)
Fresh fruits, vegetables	53	6	441
Gasoline, lubricants, fuel oil	(1)	4	(x)
Other nongrocery items	353	...	...
Not analyzing merchandise line sales	...	...	...
Small single unit stores	2,713	113	...

[1] Figure withheld to avoid disclosure of individual firms.

Table 16D.—MERCHANDISE LINE SALES OF LARGE STORES AND MULTIUNITS—FOOD GROUP—KIND OF BUSINESS, BY STATE: 1948

[See text for explanatory material]

Kind of business and merchandise line	Merchandise line sales (Thousand dollars)	Stores reporting merchandise line: Number	Stores reporting merchandise line: Total sales (Thousand dollars)
GROCERY STORES, WITH FRESH MEAT			
	ALABAMA		
Large stores and multiunits—			
Analyzing merchandise line sales, total	166,331	778	...
Canned goods, other groceries	93,960	778	166,331
Meats (all kinds), sea food, poultry	45,441	778	166,331
Fresh fruits, vegetables	19,928	689	154,347
Gasoline, lubricants, fuel oil	1,942	71	10,706
Other nongrocery items	5,060	...	...
Not analyzing merchandise line sales	834	1	...
Small single unit stores	137,655	4,265	...
	ARIZONA		
Large stores and multiunits—			
Analyzing merchandise line sales, total	91,552	355	...
Canned goods, other groceries	54,980	355	91,552
Meats (all kinds), sea food, poultry	23,004	355	91,552
Fresh fruits, vegetables	11,766	333	87,652
Gasoline, lubricants, fuel oil	555	19	3,401
Other nongrocery items	1,247	...	...
Not analyzing merchandise line sales	1,477	9	...
Small single unit stores	30,922	84	...
	ARKANSAS		
Large stores and multiunits—			
Analyzing merchandise line sales, total	86,073	456	...
Canned goods, other groceries	50,994	456	86,073
Meats (all kinds), sea food, poultry	21,975	456	86,073
Fresh fruits, vegetables	10,740	440	80,328
Gasoline, lubricants, fuel oil	335	34	4,138
Other nongrocery items	1,029	...	...
Not analyzing merchandise line sales	...	...	...
Small single unit stores	88,325	4,235	...
	CALIFORNIA		
Large stores and multiunits—			
Analyzing merchandise line sales, total	1,605,606	5,169	...
Canned goods, other groceries	979,696	5,169	1,605,606
Meats (all kinds), sea food, poultry	397,379	5,169	1,605,606
Fresh fruits, vegetables	181,825	4,588	1,501,009
Gasoline, lubricants, fuel oil	5,079	238	47,069
Other nongrocery items	41,677	...	...
Not analyzing merchandise line sales	14,904	101	...
Small single unit stores	260,847	6,068	...
	COLORADO		
Large stores and multiunits—			
Analyzing merchandise line sales, total	160,884	541	...
Canned goods, other groceries	95,576	541	160,884
Meats (all kinds), sea food, poultry	43,621	541	160,884
Fresh fruits, vegetables	19,773	480	148,637
Gasoline, lubricants, fuel oil	465	15	3,038
Other nongrocery items	1,447	...	...
Not analyzing merchandise line sales	2,031	15	...
Small single unit stores	55,278	1,519	...
	CONNECTICUT		
Large stores and multiunits—			
Analyzing merchandise line sales, total	247,415	782	...
Canned goods, other groceries	130,058	782	247,415
Meats (all kinds), sea food, poultry	85,692	782	247,415
Fresh fruits, vegetables	29,304	730	237,670
Gasoline, lubricants, fuel oil	208	19	2,906
Other nongrocery items	2,153	...	...
Not analyzing merchandise line sales	3,555	15	...
Small single unit stores	89,658	2,137	...
	DELAWARE		
Large stores and multiunits—			
Analyzing merchandise line sales, total	31,651	111	...
Canned goods, other groceries	18,230	111	31,651
Meats (all kinds), sea food, poultry	9,494	111	31,651
Fresh fruits, vegetables	3,726	102	30,363
Gasoline, lubricants, fuel oil	19	6	488
Other nongrocery items	184	...	...
Not analyzing merchandise line sales	173	1	...
Small single unit stores	17,198	505	...
	DISTRICT OF COLUMBIA		
Large stores and multiunits—			
Analyzing merchandise line sales, total	138,675	344	...
Canned goods, other groceries	72,301	344	138,675
Meats (all kinds), sea food, poultry	46,755	344	138,675
Fresh fruits, vegetables	18,977	340	137,905
Gasoline, lubricants, fuel oil	(1)	2	(x)
Other nongrocery items	642	...	...
Not analyzing merchandise line sales	1,069	8	...
Small single unit stores	31,088	691	...
	FLORIDA		
Large stores and multiunits—			
Analyzing merchandise line sales, total	325,520	1,131	...
Canned goods, other groceries	188,186	1,131	325,520
Meats (all kinds), sea food, poultry	94,990	1,131	325,520
Fresh fruits, vegetables	40,281	1,043	315,504
Gasoline, lubricants, fuel oil	957	80	8,077
Other nongrocery items	3,006	...	...
Not analyzing merchandise line sales	2,353	13	...
Small single unit stores	126,644	4,122	...
	GEORGIA		
Large stores and multiunits—			
Analyzing merchandise line sales, total	224,568	1,025	...
Canned goods, other groceries	128,628	1,025	224,568
Meats (all kinds), sea food, poultry	65,673	1,025	224,568
Fresh fruits, vegetables	26,492	929	213,255
Gasoline, lubricants, fuel oil	444	70	6,308
Other nongrocery items	3,331	...	...
Not analyzing merchandise line sales	1,036	7	...
Small single unit stores	150,145	5,297	...
	IDAHO		
Large stores and multiunits—			
Analyzing merchandise line sales, total	63,618	292	...
Canned goods, other groceries	40,087	292	63,618
Meats (all kinds), sea food, poultry	14,706	292	63,618
Fresh fruits, vegetables	6,741	245	52,525
Gasoline, lubricants, fuel oil	237	12	1,339
Other nongrocery items	1,847	...	...
Not analyzing merchandise line sales	303	1	...
Small single unit stores	26,549	621	...
	ILLINOIS		
Large stores and multiunits—			
Analyzing merchandise line sales, total	904,129	3,163	...
Canned goods, other groceries	513,192	3,163	904,129
Meats (all kinds), sea food, poultry	272,982	3,163	904,129
Fresh fruits, vegetables	106,176	2,931	863,977
Gasoline, lubricants, fuel oil	866	82	9,643
Other nongrocery items	10,913	...	...
Not analyzing merchandise line sales	14,184	85	...
Small single unit stores	351,269	9,358	...
	INDIANA		
Large stores and multiunits—			
Analyzing merchandise line sales, total	389,700	1,556	...
Canned goods, other groceries	227,644	1,556	389,700
Meats (all kinds), sea food, poultry	110,408	1,552	389,700
Fresh fruits, vegetables	46,543	1,485	379,200
Gasoline, lubricants, fuel oil	636	71	11,022
Other nongrocery items	4,469	...	...
Not analyzing merchandise line sales	2,973	21	...
Small single unit stores	240,141	6,499	...
	IOWA		
Large stores and multiunits—			
Analyzing merchandise line sales, total	241,328	1,111	...
Canned goods, other groceries	138,486	1,111	241,328
Meats (all kinds), sea food, poultry	67,296	1,111	241,328
Fresh fruits, vegetables	31,060	1,010	216,746
Gasoline, lubricants, fuel oil	532	31	4,146
Other nongrocery items	3,954	...	...
Not analyzing merchandise line sales	4,232	30	...
Small single unit stores	115,482	2,964	...
	KANSAS		
Large stores and multiunits—			
Analyzing merchandise line sales, total	205,675	919	...
Canned goods, other groceries	114,776	919	205,675
Meats (all kinds), sea food, poultry	57,600	919	205,675
Fresh fruits, vegetables	30,144	886	199,711
Gasoline, lubricants, fuel oil	178	13	1,493
Other nongrocery items	2,977	...	...
Not analyzing merchandise line sales	1,680	9	...
Small single unit stores	110,321	2,878	...
	KENTUCKY		
Large stores and multiunits—			
Analyzing merchandise line sales, total	179,089	775	...
Canned goods, other groceries	103,299	775	179,089
Meats (all kinds), sea food, poultry	49,274	775	179,089
Fresh fruits, vegetables	22,981	743	174,864
Gasoline, lubricants, fuel oil	472	37	4,820
Other nongrocery items	3,063	...	...
Not analyzing merchandise line sales	1,901	13	...
Small single unit stores	135,243	4,176	...
	LOUISIANA		
Large stores and multiunits—			
Analyzing merchandise line sales, total	138,400	683	...
Canned goods, other groceries	82,599	683	138,400
Meats (all kinds), sea food, poultry	36,010	683	138,400
Fresh fruits, vegetables	14,465	537	116,774
Gasoline, lubricants, fuel oil	1,244	70	9,607
Other nongrocery items	4,082	...	...
Not analyzing merchandise line sales	4,128	24	...
Small single unit stores	105,643	3,876	...
	MAINE		
Large stores and multiunits—			
Analyzing merchandise line sales, total	79,140	356	...
Canned goods, other groceries	43,016	356	79,140
Meats (all kinds), sea food, poultry	23,671	356	79,140
Fresh fruits, vegetables	9,637	347	78,020
Gasoline, lubricants, fuel oil	578	42	4,936
Other nongrocery items	2,238	...	...
Not analyzing merchandise line sales	1,437	13	...
Small single unit stores	67,051	1,630	...
	MARYLAND		
Large stores and multiunits—			
Analyzing merchandise line sales, total	221,998	716	...
Canned goods, other groceries	121,319	716	221,998
Meats (all kinds), sea food, poultry	70,284	716	221,998
Fresh fruits, vegetables	26,959	639	209,985
Gasoline, lubricants, fuel oil	496	55	5,561
Other nongrocery items	2,940	...	...
Not analyzing merchandise line sales	741	5	...
Small single unit stores	123,706	3,507	...
	MASSACHUSETTS		
Large stores and multiunits—			
Analyzing merchandise line sales, total	494,483	1,495	...
Canned goods, other groceries	253,468	1,495	494,483
Meats (all kinds), sea food, poultry	172,452	1,495	494,483
Fresh fruits, vegetables	58,705	1,417	481,691
Gasoline, lubricants, fuel oil	1,309	37	8,969
Other nongrocery items	8,549	...	...
Not analyzing merchandise line sales	8,142	52	...
Small single unit stores	195,205	4,884	...
	MICHIGAN		
Large stores and multiunits—			
Analyzing merchandise line sales, total	711,278	2,430	...
Canned goods, other groceries	413,710	2,430	711,278
Meats (all kinds), sea food, poultry	202,207	2,430	711,278
Fresh fruits, vegetables	84,113	2,217	658,745
Gasoline, lubricants, fuel oil	1,164	91	13,043
Other nongrocery items	10,084	...	...
Not analyzing merchandise line sales	6,036	53	...
Small single unit stores	319,339	8,062	...
	MINNESOTA		
Large stores and multiunits—			
Analyzing merchandise line sales, total	250,420	1,170	...
Canned goods, other groceries	131,416	1,170	250,420
Meats (all kinds), sea food, poultry	80,323	1,170	250,420
Fresh fruits, vegetables	32,167	1,071	231,963
Gasoline, lubricants, fuel oil	841	58	8,055
Other nongrocery items	5,673	...	...
Not analyzing merchandise line sales	2,945	20	...
Small single unit stores	110,143	3,428	...
	MISSISSIPPI		
Large stores and multiunits—			
Analyzing merchandise line sales, total	86,061	525	...
Canned goods, other groceries	49,893	525	86,061
Meats (all kinds), sea food, poultry	22,706	525	86,061
Fresh fruits, vegetables	10,418	459	77,478
Gasoline, lubricants, fuel oil	375	49	3,590
Other nongrocery items	2,669	...	...
Not analyzing merchandise line sales	330	4	...
Small single unit stores	84,506	3,090	...
	MISSOURI		
Large stores and multiunits—			
Analyzing merchandise line sales, total	378,402	1,576	...
Canned goods, other groceries	213,420	1,576	378,402
Meats (all kinds), sea food, poultry	113,049	1,576	378,402
Fresh fruits, vegetables	44,894	1,502	366,830
Gasoline, lubricants, fuel oil	698	110	11,266
Other nongrocery items	7,341	...	...
Not analyzing merchandise line sales	2,658	11	...
Small single unit stores	202,866	5,631	...
	MONTANA		
Large stores and multiunits—			
Analyzing merchandise line sales, total	67,279	275	...
Canned goods, other groceries	39,900	275	67,279
Meats (all kinds), sea food, poultry	17,148	275	67,279
Fresh fruits, vegetables	8,597	235	60,471
Gasoline, lubricants, fuel oil	95	6	1,722
Other nongrocery items	1,539	...	...
Not analyzing merchandise line sales	1,152	6	...
Small single unit stores	26,011	591	...
	NEBRASKA		
Large stores and multiunits—			
Analyzing merchandise line sales, total	134,134	617	...
Canned goods, other groceries	75,021	617	134,134
Meats (all kinds), sea food, poultry	38,354	617	134,134
Fresh fruits, vegetables	18,238	573	127,533
Gasoline, lubricants, fuel oil	207	12	1,708
Other nongrocery items	2,304	...	...
Not analyzing merchandise line sales	2,678	14	...
Small single unit stores	63,633	1,481	...
	NEVADA		
Large stores and multiunits—			
Analyzing merchandise line sales, total	29,769	106	...
Canned goods, other groceries	18,334	106	29,769
Meats (all kinds), sea food, poultry	7,302	106	29,769
Fresh fruits, vegetables	3,389	92	26,723
Gasoline, lubricants, fuel oil	(1)	4	(x)
Other nongrocery items	744	...	...
Not analyzing merchandise line sales	200	1	...
Small single unit stores	4,082	87	...
	NEW HAMPSHIRE		
Large stores and multiunits—			
Analyzing merchandise line sales, total	60,372	231	...
Canned goods, other groceries	32,378	231	60,372
Meats (all kinds), sea food, poultry	20,297	231	60,372
Fresh fruits, vegetables	6,750	220	59,118
Gasoline, lubricants, fuel oil	204	15	1,627
Other nongrocery items	743	...	...
Not analyzing merchandise line sales	300	2	...
Small single unit stores	38,863	848	...
	NEW JERSEY		
Large stores and multiunits—			
Analyzing merchandise line sales, total	510,887	1,325	...
Canned goods, other groceries	288,259	1,325	510,887
Meats (all kinds), sea food, poultry	156,918	1,325	510,887
Fresh fruits, vegetables	59,110	1,159	486,708
Gasoline, lubricants, fuel oil	557	21	3,245
Other nongrocery items	6,035	...	...
Not analyzing merchandise line sales	2,511	12	...
Small single unit stores	141,310	3,797	...
	NEW MEXICO		
Large stores and multiunits—			
Analyzing merchandise line sales, total	56,941	254	...
Canned goods, other groceries	31,715	254	56,941
Meats (all kinds), sea food, poultry	15,092	254	56,941
Fresh fruits, vegetables	7,483	202	50,333
Gasoline, lubricants, fuel oil	1,102	20	4,835
Other nongrocery items	1,449	...	...
Not analyzing merchandise line sales	691	4	...
Small single unit stores	25,873	801	...

See footnotes at end of table.

Table 16D.—MERCHANDISE LINE SALES OF LARGE STORES AND MULTIUNITS—FOOD GROUP—KIND OF BUSINESS, BY STATE: 1948—Continued

[See text for explanatory material]

GROCERY STORES, WITH FRESH MEAT

Kind of business and merchandise line	NEW YORK			NORTH CAROLINA			NORTH DAKOTA			OHIO			OKLAHOMA		
	Merchandise line sales (Thousand dollars)	Stores reporting merchandise line: Number	Stores reporting merchandise line: Total sales (Thousand dollars)	Merchandise line sales (Thousand dollars)	Number	Total sales (Thousand dollars)	Merchandise line sales (Thousand dollars)	Number	Total sales (Thousand dollars)	Merchandise line sales (Thousand dollars)	Number	Total sales (Thousand dollars)	Merchandise line sales (Thousand dollars)	Number	Total sales (Thousand dollars)
Large stores and multiunits															
Analyzing merchandise line sales, total	[illegible]	3,634	...	[illegible]	904	...	39,580	202	...	838,967	3,101	...	187,450	820	...
Canned goods, other groceries	[illegible]	3,634	[illegible]	116,639	904	206,818	22,447	202	39,580	469,911	3,101	838,967	107,197	820	187,450
Meats (all kinds), sea food, poultry	[illegible]	3,634	[illegible]	59,946	904	206,818	10,869	202	39,580	[illegible]	3,101	838,967	[illegible]	820	187,450
Fresh fruits, vegetables	[illegible]	3,141	[illegible]	[illegible]	840	198,511	4,808	183	36,868	105,489	[illegible]	808,292	23,812	740	174,385
Gasoline, lubricants, fuel oil	[illegible]	[illegible]	[illegible]	[illegible]	[illegible]	8,151	155	6	848	[illegible]	160	17,013	394	25	3,429
Other nongrocery items	[illegible]	...	...	[illegible]	...	...	1,301	...	...	4,637	...	...	3,465	...	...
Not analyzing merchandise line sales	[illegible]	[illegible]	...	1,803	1	...	606	3	...	7,741	53	...	3,742	19	...
Small single unit stores	[illegible]	7,467	...	139,683	4,190	...	25,311	[illegible]	...	380,920	9,656	...	119,649	3,836	...

Kind of business and merchandise line	OREGON			PENNSYLVANIA			RHODE ISLAND			SOUTH CAROLINA			SOUTH DAKOTA		
	Merchandise line sales	Number	Total sales	Merchandise line sales	Number	Total sales	Merchandise line sales	Number	Total sales	Merchandise line sales	Number	Total sales	Merchandise line sales	Number	Total sales
Large stores and multiunits															
Analyzing merchandise line sales, total	[illegible]	791	...	968,519	3,403	...	83,602	250	...	127,428	660	...	47,869	212	...
Canned goods, other groceries	127,161	791	[illegible]	528,748	3,403	968,519	42,072	250	83,602	74,660	660	127,428	27,277	212	47,869
Meats (all kinds), sea food, poultry	48,434	791	[illegible]	311,091	3,403	968,519	29,886	250	83,602	35,106	660	127,428	13,170	212	47,869
Fresh fruits, vegetables	[illegible]	710	[illegible]	117,895	3,061	919,549	[illegible]	239	82,345	14,435	606	121,079	5,900	187	[illegible]
Gasoline, lubricants, fuel oil	[illegible]	[illegible]	[illegible]	[illegible]	91	14,768	99	5	680	[illegible]	96	[illegible]	141	6	670
Other nongrocery items	[illegible]	...	...	9,693	...	...	1,103	...	...	[illegible]	...	...	1,381	...	...
Not analyzing merchandise line sales	[illegible]	[illegible]	...	[illegible]	91	...	1,000	5	...	[illegible]	[illegible]	...	1,168	10	...
Small single unit stores	[illegible]	[illegible]	...	[illegible]	[illegible]	...	39,485	[illegible]	...	[illegible]	[illegible]	...	34,052	813	...

Kind of business and merchandise line	TENNESSEE			TEXAS			UTAH			VERMONT			VIRGINIA		
	Merchandise line sales	Number	Total sales	Merchandise line sales	Number	Total sales	Merchandise line sales	Number	Total sales	Merchandise line sales	Number	Total sales	Merchandise line sales	Number	Total sales
Large stores and multiunits															
Analyzing merchandise line sales, total	[illegible]	1,139	...	[illegible]	3,392	...	77,105	329	...	35,989	158	...	265,248	1,003	...
Canned goods, other groceries	[illegible]	1,139	[illegible]	459,865	[illegible]	796,352	45,358	329	77,105	20,590	158	35,989	148,283	1,003	265,248
Meats (all kinds), sea food, poultry	56,836	1,139	212,720	[illegible]	3,392	[illegible]	18,341	329	77,105	10,276	158	35,989	79,734	1,003	265,248
Fresh fruits, vegetables	[illegible]	1,067	200,583	[illegible]	3,027	[illegible]	10,979	309	[illegible]	4,303	150	35,101	33,666	924	253,270
Gasoline, lubricants, fuel oil	486	61	6,767	3,715	182	23,739	[illegible]	13	[illegible]	110	14	1,483	1,099	75	7,692
Other nongrocery items	3,889	...	...	[illegible]	...	...	[illegible]	...	...	710	...	...	2,466	...	...
Not analyzing merchandise line sales	1,359	[illegible]	...	14,813	123	...	...	...	...	...	...	...	1,065	6	...
Small single unit stores	[illegible]	[illegible]	...	384,326	[illegible]	...	21,480	497	...	[illegible]	560	...	[illegible]	3,948	...

Kind of business and merchandise line	WASHINGTON			WEST VIRGINIA			WISCONSIN			WYOMING		
	Merchandise line sales	Number	Total sales	Merchandise line sales	Number	Total sales	Merchandise line sales	Number	Total sales	Merchandise line sales	Number	Total sales
Large stores and multiunits—												
Analyzing merchandise line sales, total	[illegible]	1,046	...	[illegible]	638	...	[illegible]	1,285	...	38,119	[illegible]	...
Canned goods, other groceries	[illegible]	1,046	[illegible]	85,050	638	147,990	[illegible]	1,285	[illegible]	21,594	[illegible]	38,119
Meats (all kinds), sea food, poultry	[illegible]	1,046	[illegible]	[illegible]	638	147,990	87,447	1,285	[illegible]	10,050	[illegible]	38,119
Fresh fruits, vegetables	34,801	949	[illegible]	17,369	579	139,399	38,483	1,201	[illegible]	5,008	[illegible]	35,344
Gasoline, lubricants, fuel oil	1,119	69	9,378	812	71	9,987	638	56	6,539	264	12	[illegible]
Other nongrocery items	[illegible]	...	...	[illegible]	...	...	[illegible]	...	...	[illegible]	...	...
Not analyzing merchandise line sales	[illegible]	13	...	[illegible]	10	...	[illegible]	[illegible]	...	1,443	[illegible]	...
Small single unit stores	[illegible]	[illegible]	...	[illegible]	[illegible]	...	158,842	[illegible]	...	[illegible]	[illegible]	...

[illegible]

Table 16D.—MERCHANDISE LINE SALES OF LARGE STORES AND MULTIUNITS—FOOD GROUP—KIND OF BUSINESS, BY STATE: 1948—Continued

[See text for explanatory material]

MEAT MARKETS

Kind of business and merchandise line	CALIFORNIA			COLORADO			CONNECTICUT			DELAWARE			DISTRICT OF COLUMBIA		
	Merchandise line sales (Thousand dollars)	Stores reporting merchandise line: Number	Stores reporting merchandise line: Total sales (Thousand dollars)	Merchandise line sales (Thousand dollars)	Number	Total sales (Thousand dollars)	Merchandise line sales (Thousand dollars)	Number	Total sales (Thousand dollars)	Merchandise line sales (Thousand dollars)	Number	Total sales (Thousand dollars)	Merchandise line sales (Thousand dollars)	Number	Total sales (Thousand dollars)
Large stores and multiunits—															
Analyzing merchandise line sales, total	[illegible]	631	...	4,486	30	...	11,599	56	...	3,207	15	...	2,064	13	...
Meats (all kinds), sea food, poultry	[illegible],373	631	[illegible]	4,452	30	4,486	11,324	56	11,599	3,197	15	3,207	2,013	13	2,064
Fresh fruits, vegetables	1,296	51	11,969	(1)	1	(x)	386	14	2,624	(1)	1	(x)	(1)	1	(x)
Canned goods, other groceries	1,347	62	11,597	(1)	2	(x)	926	19	3,132	(1)	1	(x)	(1)	3	(x)
Other sales	1,[illegible]	...	...	34	...	...	63	...	...	10	...	...	51	...	...
Not analyzing merchandise line sales	615	5	...	...	...	...	...	...	...	37	1	...	...	...	...
Small single unit stores	[illegible]	1,054	...	[illegible],014	57	...	[illegible]	358	...	922	23	...	2,046	[illegible]	...

Kind of business and merchandise line	FLORIDA			GEORGIA			ILLINOIS			INDIANA			IOWA		
	Merchandise line sales	Number	Total sales	Merchandise line sales	Number	Total sales	Merchandise line sales	Number	Total sales	Merchandise line sales	Number	Total sales	Merchandise line sales	Number	Total sales
Large stores and multiunits—															
Analyzing merchandise line sales, total	4,116	31	...	2,082	22	...	70,603	487	...	17,573	81	...	6,630	46	...
Meats (all kinds), sea food, poultry	3,[illegible]	31	4,116	1,970	22	2,082	68,478	487	70,603	17,044	81	17,573	6,373	46	6,630
Fresh fruits, vegetables	...	...	...	14	4	512	323	20	3,547	(1)	1	(x)	(1)	3	(x)
Canned goods, other groceries	[illegible]		1,582	66	3	43	1,441	113	16,741	472	30	7,006	111	9	1,708
Other sales	...	...	...	32	...	...	361	...	...	57	...	...	146	...	...
Not analyzing merchandise line sales	...	...	...	...	...	...	43[illegible]	3	...	...	...	...	...	...	...
Small single unit stores	[illegible]	[illegible]	...	4,295	133	...	[illegible]	1,303	...	8,456	186	...	[illegible],244	173	...

Kind of business and merchandise line	KENTUCKY			LOUISIANA			MARYLAND			MASSACHUSETTS			MICHIGAN		
	Merchandise line sales	Number	Total sales	Merchandise line sales	Number	Total sales	Merchandise line sales	Number	Total sales	Merchandise line sales	Number	Total sales	Merchandise line sales	Number	Total sales
Large stores and multiunits—															
Analyzing merchandise line sales, total	[illegible]	[illegible]	...	4,7[illegible]	[illegible]	...	10,335	71	...	27,222	142	...	33,497	196	...
Meats (all kinds), sea food, poultry	[illegible]	[illegible]	5,[illegible]	[illegible]	[illegible]	4,7[illegible]	10,0[illegible]	71	10,335	25,406	142	27,222	32,418	196	33,497
Fresh fruits, vegetables	1[illegible]1		1,2[illegible]	(1)	3	(x)	(1)	3	(x)	599	25	5,540	164	8	1,858
Canned goods, other groceries	1[illegible]	[illegible]	[illegible]	40	6	711	209	10	2,438	1,18[illegible]	27	6,909	912	65	12,098
Other sales	[illegible]	...	...	47	...	...	[illegible]	...	...	29	...	...	103	...	...
Not analyzing merchandise line sales	...	...	...	...	...	...	...	...	...	259	1	...	144	1	...
Small single unit stores	[illegible]	[illegible]	...	[illegible]	[illegible]	...	[illegible],164	234	...	4,[illegible]80	596	...	19,138	435	...

Kind of business and merchandise line	MINNESOTA			MISSOURI			NEBRASKA			NEW JERSEY			NEW YORK		
	Merchandise line sales	Number	Total sales	Merchandise line sales	Number	Total sales	Merchandise line sales	Number	Total sales	Merchandise line sales	Number	Total sales	Merchandise line sales	Number	Total sales
Large stores and multiunits—															
Analyzing merchandise line sales, total	[illegible]	[illegible]	...	[illegible]	[illegible]	...	[illegible]	[illegible]	...	45,[illegible]	[illegible]	...	[illegible]	1,[illegible]	...
Meats (all kinds), sea food, poultry	[illegible]	[illegible]	[illegible]	3,423	26	[illegible]	[illegible]	[illegible]	[illegible]	42,[illegible]	[illegible]	45,[illegible]	[illegible]	1,41[illegible]	[illegible]
Fresh fruits, vegetables	[illegible]	11	[illegible]	119	6	1,127	(1)	2	(x)	74[illegible]	54	7,336	3,74[illegible]	177	21,514
Canned goods, other groceries	[illegible]	[illegible]	[illegible]	105	6	1,014	139	6	[illegible]	[illegible]	[illegible]	13,102	2,325	181	25,169
Other sales	[illegible]	...	...	82	...	...	[illegible]	...	...	[illegible]	...	...	243	...	...
Not analyzing merchandise line sales	[illegible]	[illegible]	...	130	1	...	...	...	...	[illegible]51	6	...	[illegible]	4	...
Small single unit stores	[illegible]	[illegible]	...	2,375	[illegible]	...	[illegible],411	65	...	[illegible]	1,511	...	[illegible]	6,352	...

Kind of business and merchandise line	NORTH CAROLINA			OHIO			OREGON			PENNSYLVANIA			RHODE ISLAND		
	Merchandise line sales	Number	Total sales	Merchandise line sales	Number	Total sales	Merchandise line sales	Number	Total sales	Merchandise line sales	Number	Total sales	Merchandise line sales	Number	Total sales
Large stores and multiunits—															
Analyzing merchandise line sales, total	1,[illegible]	[illegible]	...	56,554	365	...	13,659	82	...	[illegible]	472	...	[illegible]	18	...
Meats (all kinds), sea food, poultry	[illegible]	1	1,869	53,81[illegible]	365	56,554	12,800	82	13,659	[illegible],587	472	[illegible],872	3,528	18	3,851
Fresh fruits, vegetables	[illegible]	2	(x)	560	30	5,509	(1)	2	(x)	510	25	3,978	(1)	4	(x)
Canned goods, other groceries	(1)	[illegible]	(x)	1,757	99	20,447	506	10	3,39[illegible]	1,645	102	16,215	228	5	1,344
Other sales	[illegible]	...	...	417	...	...	353	...	...	130	...	...	95	...	...
Not analyzing merchandise line sales	...	...	...	751	4	...	...	...	...	697	5	...	...	...	...
Small single unit stores	2,[illegible]	[illegible]	...	48,594	1,075	...	6,493	148	...	[illegible]	1,947	...	2,280	59	...

Kind of business and merchandise line	SOUTH CAROLINA			TEXAS			VIRGINIA			WASHINGTON			WEST VIRGINIA		
	Merchandise line sales	Number	Total sales	Merchandise line sales	Number	Total sales	Merchandise line sales	Number	Total sales	Merchandise line sales	Number	Total sales	Merchandise line sales	Number	Total sales
Large stores and multiunits—															
Analyzing merchandise line sales, total	1,217	11	...	[illegible]	72	...	4,719	31	...	16,342	106	...	2,655	18	...
Meats (all kinds), sea food, poultry	1,120	11	1,217	7,749	72	8,057	4,606	31	4,719	15,870	106	16,342	2,489	18	2,655
Fresh fruits, vegetables	(1)	1	(x)	(1)	4	(x)	(1)	3	(x)	(1)	4	(x)	(1)	1	(x)
Canned goods, other groceries	(1)	3	(x)	191	14	1,760	(1)	3	(x)	181	5	1,482	164	13	1,599
Other sales	47	...	...	118	...	...	113	...	...	297	...	...	2	...	...
Not analyzing merchandise line sales	...	...	...	...	...	...	...	...	...	...	...	...	...	...	...
Small single unit stores	2,097	65	...	[illegible]	262	...	4,461	106	...	1[illegible],089	283	...	1,322	[illegible]	...

Kind of business and merchandise line	WISCONSIN		
	Merchandise line sales	Number	Total sales
Large stores and multiunits—			
Analyzing merchandise line sales, total	31,270	182	...
Meats (all kinds), sea food, poultry	28,122	182	31,270
Fresh fruits, vegetables	416	28	6,259
Canned goods, other groceries	2,549	102	18,255
Other sales	184	...	...
Not analyzing merchandise line sales	...	...	...
Small single unit stores	23,030	495	...

See footnotes at end of table.

Table 16D.—MERCHANDISE LINE SALES OF LARGE STORES AND MULTIUNITS—FOOD GROUP—KIND OF BUSINESS, BY STATE: 1948—Continued

[See text for explanatory material]

Kind of business and merchandise line	Merchandise line sales (Thousand dollars)	Stores reporting merchandise line: Number	Stores reporting merchandise line: Total sales (Thousand dollars)	Merchandise line sales (Thousand dollars)	Stores reporting merchandise line: Number	Stores reporting merchandise line: Total sales (Thousand dollars)	Merchandise line sales (Thousand dollars)	Stores reporting merchandise line: Number	Stores reporting merchandise line: Total sales (Thousand dollars)	Merchandise line sales (Thousand dollars)	Stores reporting merchandise line: Number	Stores reporting merchandise line: Total sales (Thousand dollars)	Merchandise line sales (Thousand dollars)	Stores reporting merchandise line: Number	Stores reporting merchandise line: Total sales (Thousand dollars)
FISH (SEA FOOD) MARKETS	CALIFORNIA			DISTRICT OF COLUMBIA			FLORIDA			GEORGIA			ILLINOIS		
Large stores and multiunits															
Analyzing merchandise line sales, total	[illegible]	[illegible]	[illegible]	[illegible]	[illegible]	[illegible]	606	10	...	1,146	13	...	1,826	37	...
Sea food, meats (all kinds), poultry	[illegible]	[illegible]	[illegible]	[illegible]	[illegible]	[illegible]	603	10	606	1,087	13	1,146	1,750	37	1,826
Fresh fruits, vegetables	[illegible]	[illegible]	[illegible]	...	...	...	...	...	...	(1)	1	(x)	(1)	1	(x)
Canned goods, other groceries	[illegible]	[illegible]	[illegible]	...	...	...	(1)	1	(x)	(1)	1	(x)	(1)	3	(x)
Other sales	[illegible]	...	...	...	...	...	3	...	...	59	...	...	76	...	...
Not analyzing merchandise line sales	122	1	...	...	...	...	214	3	...	...	...	...	41	1	...
Small single unit stores	[illegible]	[illegible]	...	664	23	...	4,702	249	...	2,381	131	...	4,034	210	...
	KENTUCKY			MARYLAND			MASSACHUSETTS			NEW JERSEY			NEW YORK		
Large stores and multiunits															
Analyzing merchandise line sales, total	358	11	...	1,708	18	...	4,143	34	...	1,953	16	...	10,643	122	...
Sea food, meats (all kinds), poultry	285	11	358	1,654	18	1,708	3,838	34	4,143	1,916	16	1,953	10,156	122	10,643
Fresh fruits, vegetables	...	...	...	(1)	3	(x)	(1)	2	(x)	(1)	1	(x)	321	10	1,026
Canned goods, other groceries	...	...	...	(1)	2	(x)	165	9	1,203	15	5	335	(1)	4	(x)
Other sales	73	...	...	54	...	...	140	...	...	22	...	...	166	...	...
Not analyzing merchandise line sales	...	...	...	...	...	...	...	...	...	...	...	...	...	...	...
Small single unit stores	315	25	...	2,416	151	...	6,954	346	...	7,070	374	...	24,331	1,186	...
	OHIO			PENNSYLVANIA			SOUTH CAROLINA			VIRGINIA					
Large stores and multiunits															
Analyzing merchandise line sales, total	[illegible]	15	...	1,808	27	...	1,161	13	...	1,721	15	...			
Sea food, meats (all kinds), poultry	[illegible]	15	1,723	1,770	27	1,808	1,071	13	1,161	1,695	15	1,721			
Fresh fruits, vegetables	(1)	1	(x)	...	...	...	(1)	2	(x)	...	...	...			
Canned goods, other groceries	(1)	1	(x)	(1)	4	(x)	(1)	3	(x)	(1)	1	(x)			
Other sales	356	...	...	31	...	...	90	...	...	26	...	...			
Not analyzing merchandise line sales	...	...	...	...	...	...	...	...	...	...	...	...			
Small single unit stores	1,917	86	...	4,635	238	...	664	62	...	1,816	149	...			

See footnotes at end of table.

Table 16D.—MERCHANDISE LINE SALES OF LARGE STORES AND MULTIUNITS—FOOD GROUP—KIND OF BUSINESS, BY STATE: 1948—Continued

[See text for explanatory material]

Kind of business and merchandise line	Merchandise line sales (Thousand dollars)	Stores reporting merchandise line: Number	Stores reporting merchandise line: Total sales (Thousand dollars)
FRUIT STORES, VEGETABLE MARKETS			
	CALIFORNIA		
Large stores and multiunits—			
Analyzing merchandise line sales, total	20,670	171	...
Fresh fruits, vegetables	19,149	171	20,670
Meats (all kinds), sea food, poultry	889	15	2,576
Canned goods, other groceries	501	8	1,854
Other sales	131	...	...
Not analyzing merchandise line sales	297	5	...
Small single unit stores	15,873	651	...
	CONNECTICUT		
Large stores and multiunits—			
Analyzing merchandise line sales, total	845	15	...
Fresh fruits, vegetables	812	15	845
Meats (all kinds), sea food, poultry	...	...	...
Canned goods, other groceries	(1)	3	(x)
Other sales	33	...	...
Not analyzing merchandise line sales	...	...	...
Small single unit stores	5,435	218	...
	FLORIDA		
Large stores and multiunits—			
Analyzing merchandise line sales, total	2,813	49	...
Fresh fruits, vegetables	2,574	48	2,813
Meats (all kinds), sea food, poultry	(1)	1	(x)
Canned goods, other groceries	142	10	604
Other sales	92	...	...
Not analyzing merchandise line sales	...	...	...
Small single unit stores	5,823	329	...
	ILLINOIS		
Large stores and multiunits—			
Analyzing merchandise line sales, total	4,020	41	...
Fresh fruits, vegetables	3,608	41	4,020
Meats (all kinds), sea food, poultry	(1)	1	(x)
Canned goods, other groceries	222	9	880
Other sales	190	...	...
Not analyzing merchandise line sales	...	...	...
Small single unit stores	11,158	454	...
	INDIANA		
Large stores and multiunits—			
Analyzing merchandise line sales, total	2,051	22	...
Fresh fruits, vegetables	1,743	22	2,051
Meats (all kinds), sea food, poultry	(1)	2	(x)
Canned goods, other groceries	257	6	547
Other sales	51	...	...
Not analyzing merchandise line sales	...	...	...
Small single unit stores	4,859	278	...
	MARYLAND		
Large stores and multiunits—			
Analyzing merchandise line sales, total	1,438	17	...
Fresh fruits, vegetables	1,267	17	1,438
Meats (all kinds), sea food, poultry	(1)	1	(x)
Canned goods, other groceries	(1)	1	(x)
Other sales	171	...	...
Not analyzing merchandise line sales	...	...	...
Small single unit stores	6,387	454	...
	MASSACHUSETTS		
Large stores and multiunits—			
Analyzing merchandise line sales, total	7,173	83	...
Fresh fruits, vegetables	6,828	83	7,173
Meats (all kinds), sea food, poultry	...	...	...
Canned goods, other groceries	224	7	798
Other sales	121	...	...
Not analyzing merchandise line sales	16	2	...
Small single unit stores	15,833	675	...
	MICHIGAN		
Large stores and multiunits—			
Analyzing merchandise line sales, total	4,076	35	...
Fresh fruits, vegetables	2,935	35	4,076
Meats (all kinds), sea food, poultry	634	5	1,123
Canned goods, other groceries	231	9	1,453
Other sales	276	...	...
Not analyzing merchandise line sales	...	...	...
Small single unit stores	5,904	452	...
	MISSOURI		
Large stores and multiunits—			
Analyzing merchandise line sales, total	1,184	10	...
Fresh fruits, vegetables	985	10	1,184
Meats (all kinds), sea food, poultry	(1)	3	(x)
Canned goods, other groceries	(1)	3	(x)
Other sales	144	...	...
Not analyzing merchandise line sales	...	...	...
Small single unit stores	3,452	162	...
	NEW JERSEY		
Large stores and multiunits—			
Analyzing merchandise line sales, total	7,557	66	...
Fresh fruits, vegetables	7,026	66	7,557
Meats (all kinds), sea food, poultry	399	10	949
Canned goods, other groceries	(1)	4	(x)
Other sales	132	...	...
Not analyzing merchandise line sales	300	1	...
Small single unit stores	16,901	914	...
	NEW YORK		
Large stores and multiunits—			
Analyzing merchandise line sales, total	36,987	384	...
Fresh fruits, vegetables	35,091	384	36,987
Meats (all kinds), sea food, poultry	896	30	2,682
Canned goods, other groceries	852	30	4,044
Other sales	148	...	...
Not analyzing merchandise line sales	188	1	...
Small single unit stores	96,097	4,737	...
	OHIO		
Large stores and multiunits—			
Analyzing merchandise line sales, total	8,334	169	...
Fresh fruits, vegetables	7,588	169	8,334
Meats (all kinds), sea food, poultry	205	8	1,271
Canned goods, other groceries	491	19	2,428
Other sales	80	...	...
Not analyzing merchandise line sales	115	1	...
Small single unit stores	16,780	914	...
	OREGON		
Large stores and multiunits—			
Analyzing merchandise line sales, total	1,158	14	...
Fresh fruits, vegetables	1,024	14	1,158
Meats (all kinds), sea food, poultry	(1)	1	(x)
Canned goods, other groceries	(1)	2	(x)
Other sales	134	...	...
Not analyzing merchandise line sales	...	...	...
Small single unit stores	1,690	72	...
	PENNSYLVANIA		
Large stores and multiunits—			
Analyzing merchandise line sales, total	15,106	240	...
Fresh fruits, vegetables	12,773	220	15,106
Meats (all kinds), sea food, poultry	682	11	2,465
Canned goods, other groceries	1,270	27	4,305
Other sales	381	...	...
Not analyzing merchandise line sales	9	1	...
Small single unit stores	26,589	1,806	...
	TEXAS		
Large stores and multiunits—			
Analyzing merchandise line sales, total	1,641	13	...
Fresh fruits, vegetables	1,585	13	1,641
Meats (all kinds), sea food, poultry	...	...	...
Canned goods, other groceries	...	...	...
Other sales	56	...	...
Not analyzing merchandise line sales	162	1	...
Small single unit stores	3,015	231	...
	WASHINGTON		
Large stores and multiunits—			
Analyzing merchandise line sales, total	1,005	12	...
Fresh fruits, vegetables	1,005	12	1,005
Meats (all kinds), sea food, poultry	...	...	...
Canned goods, other groceries	...	...	...
Other sales	...	...	...
Not analyzing merchandise line sales	...	...	...
Small single unit stores	2,883	92	...
	WISCONSIN		
Large stores and multiunits—			
Analyzing merchandise line sales, total	3,896	16	...
Fresh fruits, vegetables	3,266	16	3,896
Meats (all kinds), sea food, poultry	(1)	2	(x)
Canned goods, other groceries	181	5	1,426
Other sales	449	...	...
Not analyzing merchandise line sales	...	...	...
Small single unit stores	2,751	64	...

See footnotes at end of table.

Table 16D.—MERCHANDISE LINE SALES OF LARGE STORES AND MULTIUNITS—FOOD GROUP—KIND OF BUSINESS, BY STATE: 1948—Continued

[See text for explanatory material]

Column key for each state: Merchandise line sales (Thousand dollars); Stores reporting merchandise line: Number; Stores reporting merchandise line: Total sales (Thousand dollars)

CANDY, NUT, CONFECTIONERY STORES

Kind of business and merchandise line	ALABAMA sales	Number	Total sales	CALIFORNIA sales	Number	Total sales	COLORADO sales	Number	Total sales	CONNECTICUT sales	Number	Total sales	DELAWARE sales	Number	Total sales
Large stores and multiunits															
Analyzing merchandise line sales, total	1,3[illegible]	3[illegible]	...	[illegible]	291	...	1,208	21	...	[illegible]	122	...	734	11	...
Candy, nuts, confectionery	[illegible]	32	1,3[illegible]	13,[illegible]	291	[illegible]	1,189	21	1,208	3,799	122	[illegible]	478	11	734
Cigars, cigarettes, tobacco	(1)	3	(x)	1,013	16	3,85[illegible]	(1)	3	(x)	83	16	[illegible]82	33	5	448
Bakery products	...	...	...	493	7[illegible]	[illegible]	...	...	...	...	...	...	(1)	2	(x)
Fountain and meals	(1)	2	(x)	[illegible]	17	[illegible]	(1)	1	(x)	(1)	3	(x)	(1)	3	(x)
Canned goods, beverages, other foods	(1)	4	(x)	165	6	9[illegible]	...	...	...	283	13	9[illegible]	...	...	...
Other sales	6	...	...	344	...	...	19	...	...	157	...	...	223	...	...
Not analyzing merchandise line sales	9	1	...	115	4	...	100	1	...	...	...	...	...	...	...
Small single unit stores	81[illegible]	152	...	8,571	645	...	1,779	125	...	[illegible],464	330	...	933	84	...

Kind of business and merchandise line	DISTRICT OF COLUMBIA sales	Number	Total sales	FLORIDA sales	Number	Total sales	GEORGIA sales	Number	Total sales	ILLINOIS sales	Number	Total sales	INDIANA sales	Number	Total sales
Large stores and multiunits															
Analyzing merchandise line sales, total	5,114	44	...	1,111	48	...	2,029	62	...	27,848	350	...	4,378	75	...
Candy, nuts, confectionery	4,[illegible]35	44	5,114	899	48	1,111	1,793	62	2,029	25,330	350	27,848	4,026	75	4,378
Cigars, cigarettes, tobacco	357	62	1,24[illegible]	34	4	161	27	17	448	390	27	3,759	66	5	297
Bakery products	176	12	1,27[illegible]	(1)	1	(x)	(1)	3	(x)	(1)	3	(x)	...	...	...
Fountain and meals	365	14	1,365	24	5	159	59	16	452	1,491	109	7,723	249	8	502
Canned goods, beverages, other foods	(1)	2	(x)	76	9	445	22	11	245	380	9	3,181	7	6	148
Other sales	181	...	...	88	...	...	138	...	...	267	...	...	30	...	...
Not analyzing merchandise line sales	...	...	...	149	2	...	265	3	...	20	1	...	...	...	...
Small single unit stores	426	56	...	1,397	163	...	1,894	410	...	24,071	2,309	...	6,359	472	...

Kind of business and merchandise line	IOWA sales	Number	Total sales	KANSAS sales	Number	Total sales	KENTUCKY sales	Number	Total sales	LOUISIANA sales	Number	Total sales	MAINE sales	Number	Total sales
Large stores and multiunits															
Analyzing merchandise line sales, total	1,563	42	...	701	14	...	1,391	31	...	1,211	22	...	1,138	22	...
Candy, nuts, confectionery	1,522	42	1,563	701	14	701	1,192	31	1,391	1,019	22	1,211	839	22	1,138
Cigars, cigarettes, tobacco	(1)	2	(x)	...	...	...	54	5	516	68	10	306	70	7	802
Bakery products	...	...	...	...	...	...	...	...	...	...	...	...	(1)	1	(x)
Fountain and meals	(1)	1	(x)	...	...	...	52	6	137	(1)	3	(x)	(1)	4	(x)
Canned goods, beverages, other foods	(1)	1	(x)	...	...	...	55	5	330	65	6	161	(1)	1	(x)
Other sales	41	...	...	...	...	...	38	...	...	59	...	...	229	...	...
Not analyzing merchandise line sales	6	1	...	...	...	...	...	...	...	139	1	...	...	...	...
Small single unit stores	3,8[illegible]	252	...	2,015	167	...	1,978	174	...	4,312	421	...	4,261	126	...

Kind of business and merchandise line	MARYLAND sales	Number	Total sales	MASSACHUSETTS sales	Number	Total sales	MICHIGAN sales	Number	Total sales	MINNESOTA sales	Number	Total sales	MISSOURI sales	Number	Total sales
Large stores and multiunits															
Analyzing merchandise line sales, total	[illegible]	137	...	9,818	138	...	25,501	170	...	4,166	90	...	5,463	52	...
Candy, nuts, confectionery	5,50[illegible]	137	[illegible]	9,154	138	9,818	15,123	170	25,501	3,837	90	4,166	5,299	52	5,463
Cigars, cigarettes, tobacco	230	45	1,6[illegible]	158	45	1,301	387	23	1,360	(1)	4	(x)	77	6	202
Bakery products	24	5	204	33	5	229	4,414	30	14,765	(1)	2	(x)	(1)	3	(x)
Fountain and meals	[illegible]	25	710	290	19	1,[illegible]	5,163	48	15,589	(1)	4	(x)	(1)	3	(x)
Canned goods, beverages, other foods	(1)	4	(x)	16[illegible]	11	1,039	242	12	2,119	(1)	1	(x)	(1)	2	(x)
Other sales	7[illegible]	...	...	119	...	...	172	...	...	329	...	...	87	...	...
Not analyzing merchandise line sales	...	...	...	94	1	...	29	2	...	267	1	...	200	2	...
Small single unit stores	13,[illegible]	1,137	...	12,968	790	...	17,474	1,183	...	4,093	242	...	6,999	728	...

Kind of business and merchandise line	NEBRASKA sales	Number	Total sales	NEW HAMPSHIRE sales	Number	Total sales	NEW JERSEY sales	Number	Total sales	NEW YORK sales	Number	Total sales	NORTH CAROLINA sales	Number	Total sales
Large stores and multiunits															
Analyzing merchandise line sales, total	[illegible]53	21	...	[illegible]48	13	...	15,900	314	...	53,817	1,[illegible]	...	1,334	17	...
Candy, nuts, confectionery	[illegible]	21	[illegible]	[illegible]	13	[illegible]48	14,188	314	15,900	49,11[illegible]	1,075	53,817	1,166	17	1,334
Cigars, cigarettes, tobacco	(1)	2	(x)	...	...	...	625	104	[illegible]	1,[illegible]	401	11,604	35	6	209
Bakery products	...	...	...	...	...	...	56	6	[illegible]	3[illegible]	26	2,493	(1)	1	(x)
Fountain and meals	[illegible]	[illegible]	[illegible]	(1)	1	(x)	5[illegible]	45	[illegible]	1,56[illegible]	16[illegible]	7,004	49	5	175
Canned goods, beverages, other foods	...	...	...	...	...	...	128	1[illegible]	1,75[illegible]	2[illegible]	21	1,4[illegible]	(1)	1	(x)
Other sales	[illegible]	...	...	82	...	...	4[illegible]3	...	...	1,[illegible]	...	...	84	...	...
Not analyzing merchandise line sales	...	...	...	...	...	...	43	1	...	98	6	...	53	2	...
Small single unit stores	[illegible]	1[illegible]	...	[illegible]	[illegible]	...	3[illegible],388	3,41[illegible]	...	7[illegible]	5,18[illegible]	...	1,408	201	...

Kind of business and merchandise line	OHIO sales	Number	Total sales	OREGON sales	Number	Total sales	PENNSYLVANIA sales	Number	Total sales	RHODE ISLAND sales	Number	Total sales	SOUTH CAROLINA sales	Number	Total sales
Large stores and multiunits															
Analyzing merchandise line sales, total	[illegible]	[illegible]	...	[illegible]	[illegible]	...	24,[illegible]	[illegible]	...	1,8[illegible]	38	...	456	15	...
Candy, nuts, confectionery	[illegible]	[illegible]	[illegible]	[illegible]	[illegible]	1,[illegible]	21,5[illegible]	[illegible]	[illegible]	1,[illegible]	38	1,8[illegible]	455	15	456
Cigars, cigarettes, tobacco	[illegible]	[illegible]	[illegible]	[illegible]	[illegible]	(x)	[illegible]	[illegible]	1,39[illegible]	1[illegible]	13	1,37[illegible]	(1)	3	(x)
Bakery products	[illegible]	[illegible]	[illegible]	...	...	[illegible]	[illegible]	[illegible]	[illegible]	1[illegible]	[illegible]	1,037	...	...	...
Fountain and meals	[illegible]	[illegible]	[illegible]	...	...	[illegible]	1,[illegible]	[illegible]	[illegible]	1[illegible]	[illegible]	1,132	[illegible]	5	1[illegible]
Canned goods, beverages, other foods	[illegible]	[illegible]	[illegible]	[illegible]	[illegible]	(x)	[illegible]	1[illegible]	1,[illegible]	(1)	[illegible]	(x)	...	...	...
Other sales	[illegible]	...	...	[illegible]	...	...	[illegible]	[illegible]	...	...	...	...	77	...	...
Not analyzing merchandise line sales	[illegible]	[illegible]	...	[illegible]	...	...	116	11	...	[illegible]	[illegible]	...	112	7	...
Small single unit stores	[illegible]	[illegible]	...	[illegible]	[illegible]	...	[illegible]	[illegible]	...	[illegible]	[illegible]	...	506	48	...

Table 16D.—MERCHANDISE LINE SALES OF LARGE STORES AND MULTIUNITS—FOOD GROUP—KIND OF BUSINESS, BY STATE: 1948—Continued

[See text for explanatory material]

Kind of business and merchandise line	Merchandise line sales (Thousand dollars)	Stores reporting merchandise line: Number	Stores reporting merchandise line: Total sales (Thousand dollars)	Merchandise line sales (Thousand dollars)	Stores reporting merchandise line: Number	Stores reporting merchandise line: Total sales (Thousand dollars)	Merchandise line sales (Thousand dollars)	Stores reporting merchandise line: Number	Stores reporting merchandise line: Total sales (Thousand dollars)	Merchandise line sales (Thousand dollars)	Stores reporting merchandise line: Number	Stores reporting merchandise line: Total sales (Thousand dollars)	Merchandise line sales (Thousand dollars)	Stores reporting merchandise line: Number	Stores reporting merchandise line: Total sales (Thousand dollars)
CANDY, NUT, CONFECTIONERY STORES	TENNESSEE			TEXAS			UTAH			VIRGINIA			WASHINGTON		
Large stores and multiunits—															
Analyzing merchandise line sales, total	1,071	28	...	2,374	67	...	518	10	...	3,196	73	...	1,761	46	...
Candy, nuts, confectionery	802	28	1,071	1,758	67	2,374	478	10	518	2,780	73	3,142	1,756	46	1,761
Cigars, cigarettes, tobacco	38	7	332	254	28	693	(1)	1	(x)	119	36	649	61	7	263
Bakery products	(1)	1	(x)	...	...	...	...	...	...	(1)	3	(x)	...	...	...
Fountain and meals	157	5	316	200	25	467	34	6	134	119	14	332	(1)	2	(x)
Canned goods, beverages, other foods	(1)	3	(x)	56	20	210	(1)	1	(x)	(1)	2	(x)	(1)	2	(x)
Other sales	74	...	...	106	...	...	6	...	...	174	...	...	144	...	...
Not analyzing merchandise line sales	...	...	...	...	...	...	...	...	...	...	...	...	...	...	...
Small single unit stores	1,409	135	...	4,013	441	...	1,791	114	...	4,445	553	...	2,086	134	...
	WISCONSIN			WEST VIRGINIA											
Large stores and multiunits—															
Analyzing merchandise line sales, total	6,225	97	...	1,379	51	...									
Candy, nuts, confectionery	5,630	97	6,225	1,148	51	1,379									
Cigars, cigarettes, tobacco	161	8	1,025	117	23	430									
Bakery products	(1)	*	(x)	(1)	3	(x)									
Fountain and meals	186	21	1,600	55	6	209									
Canned goods, beverages, other foods	(1)	*	(x)	27	13	109									
Other sales	248	...	...	32	...	...									
Not analyzing merchandise line sales	...	...	...	19	1	...									
Small single unit stores	6,724	397	...	4,112	362	...									

See footnotes at end of table.

Table 16D.—MERCHANDISE LINE SALES OF LARGE STORES AND MULTIUNITS—FOOD GROUP—KIND OF BUSINESS, BY STATE: 1948—Continued

[See text for explanatory material]

Kind of business and merchandise line	Merchandise line sales (Thousand dollars)	Stores reporting merchandise line		Merchandise line sales (Thousand dollars)	Stores reporting merchandise line		Merchandise line sales (Thousand dollars)	Stores reporting merchandise line		Merchandise line sales (Thousand dollars)	Stores reporting merchandise line		Merchandise line sales (Thousand dollars)	Stores reporting merchandise line	
		Number	Total sales (Thousand dollars)		Number	Total sales (Thousand dollars)		Number	Total sales (Thousand dollars)		Number	Total sales (Thousand dollars)		Number	Total sales (Thousand dollars)
DAIRY PRODUCTS STORES	CALIFORNIA			COLORADO			CONNECTICUT			FLORIDA			ILLINOIS		
Large stores and multiunits															
Analyzing merchandise line sales, total	[illegible]	[illegible]	...	[illegible]	[illegible]	...	[illegible]	15	...	2,247	17	...	9,036	[illegible]	...
Milk and cream	[illegible]	18	[illegible]	570	[illegible]	[illegible]	[illegible]	9	[illegible]	[illegible]	8	1,71[illegible]	3,186	59	6,582
Ice cream, frozen custard, etc	2,591	[illegible]	[illegible]	[illegible]	26	[illegible]	1,021	12	2,628	544	14	839	3,292	104	7,532
Other dairy products	1,079	[illegible]	[illegible]	8	[illegible]	[illegible]	[illegible]	[illegible]	[illegible]	1	[illegible]	[illegible]	772	45	5,214
Eggs	[illegible]	[illegible]	[illegible]	[illegible]	21	[illegible]	[illegible]	[illegible]	x	13	5	214	[illegible]	33	3,933
Groceries, other foods	[illegible]	[illegible]	[illegible]	166	18	[illegible]	...	...	...	(1)	[illegible]	(x)	[illegible]	42	4,280
Other sales	[illegible]	...	...	27	...	...	348	...	...	353	...	...	424	...	...
Not analyzing merchandise line sales	[illegible]	[illegible]	...	...	...	...	...	...	...	...	...	...	[illegible]	[illegible]	...
Small single unit stores	[illegible]	[illegible]	...	[illegible]	[illegible]	...	1,033	35	...	217	12	...	11,814	389	...
	INDIANA			IOWA			KANSAS			KENTUCKY			MARYLAND		
Large stores and multiunits															
Analyzing merchandise line sales, total	[illegible]	24	...	2,382	35	...	1,741	42	...	1,481	14	...	4,898	50	...
Milk and cream	[illegible]		2,838	752	13	1,865	353	13	643	979	8	1,351	225	41	1,023
Ice cream, frozen custard, etc	930	22	3,081	680	31	2,084	848	38	1,289	243	14	1,481	3,328	48	3,960
Other dairy products	338	8	[illegible]	291	11	1,523	360	22	994	95	7	1,339	739	43	1,961
Eggs	(1)	1	(x)	31	[illegible]	553	(1)	3	(x)	33	6	929	491	11	1,340
Groceries, other foods	(1)	2	(x)	492	6	1,011	118	8	304	(1)	3	(x)	(1)	1	(x)
Other sales	[illegible]	...	...	136	...	...	62	...	...	131	...	...	115	...	...
Not analyzing merchandise line sales	132	5	...	154	1	...	...	...	...	173	1	...	...	...	...
Small single unit stores	2,259	[illegible]	...	3,295	49	...	1,341	47	...	440	16	...	1,385	57	...
	MASSACHUSETTS			MICHIGAN			MINNESOTA			MISSOURI			NEW JERSEY		
Large stores and multiunits															
Analyzing merchandise line sales, total	17,816	[illegible]	...	11,002	154	...	4,878	43	...	2,586	84	...	3,445	42	...
Milk and cream	1,585	32	3,262	[illegible]	128	8,861	1,741	31	4,408	392	11	588	378	11	1,410
Ice cream, frozen custard, etc	960	36	1,729	3,492	143	10,147	1,588	39	[illegible]	2,022	83	2,57[illegible]	1,676	30	1,907
Other dairy products	[illegible]	[illegible]	[illegible]	978	[illegible]	7,035	611	23	2,654	34	8	228	842	13	1,608
Eggs	[illegible]	[illegible]	[illegible]	391	88	5,978	300	17	2,095	(1)	2	(x)	409	11	1,591
Groceries, other foods	832	27	2,198	667	81	5,557	312	15	1,835	(1)	3	(x)	(1)	2	(x)
Other sales	[illegible]	...	...	280	...	...	326	...	...	138	...	...	140	...	...
Not analyzing merchandise line sales	[illegible]	[illegible]	...	[illegible]	6	...	...	...	...	...	...	...	203	1	...
Small single unit stores	[illegible]	54	...	[illegible]	187	...	4,437	125	...	[illegible]	108	...	4,209	154	...
	NEW YORK			NORTH CAROLINA			NORTH DAKOTA			OHIO			OKLAHOMA		
Large stores and multiunits															
Analyzing merchandise line sales, total	[illegible]	258	...	[illegible]	23	...	[illegible]	11	...	32,573	356	...	[illegible]	39	...
Milk and cream	[illegible]	[illegible]	[illegible]	[illegible]	9	[illegible]	(1)	4	(x)	[illegible]	298	[illegible]	593	36	1,352
Ice cream, frozen custard, etc	[illegible]	[illegible]	9,605	593	23	[illegible]	180	10	[illegible]	8,743	337	29,469	677	39	1,404
Other dairy products	[illegible]	181	26,627	(1)	4	(x)	241	11	725	5,099	266	26,038	99	22	901
Eggs	5,674	[illegible]	[illegible]	(1)	1	(x)	73	7	634	738	200	18,016	...	...	...
Groceries, other foods	[illegible]	124	[illegible]	...	...	...	13	8	171	[illegible]	232	[illegible]	...	...	...
Other sales	[illegible]	...	...	[illegible]	...	...	218	...	...	2,510	...	...	35	...	...
Not analyzing merchandise line sales	[illegible]	9	...	219	1	...	[illegible]	[illegible]	...	1,128	29	...	34	1	...
Small single unit stores	[illegible]	[illegible]	...	428	[illegible]	...	141	10	...	14,353	433	...	697	29	...
	PENNSYLVANIA			RHODE ISLAND			TENNESSEE			TEXAS			VIRGINIA		
Large stores and multiunits															
Analyzing merchandise line sales, total	[illegible]	[illegible]	...	[illegible]	10	...	1,488	[illegible]	...	3,310	65	...	[illegible]	63	...
Milk and cream	[illegible]	[illegible]	[illegible]	(1)	1	(x)	[illegible]	5	281	552	21	1,608	277	24	901
Ice cream, frozen custard, etc	[illegible]	[illegible]	[illegible]	(1)	1	(x)	1,381	43	[illegible]	[illegible]	65	3,310	1,258	63	1,756
Other dairy products	[illegible]	[illegible]	[illegible]	[illegible]	[illegible]	[illegible]	...	...	...	264	10	1,416	23	23	891
Eggs	[illegible]	[illegible]	21,397	[illegible]	9	[illegible]	...	...	...	(1)	2	(x)	74	22	773
Groceries, other foods	[illegible]	[illegible]	[illegible]	...	...	...	(1)	1	(x)	56	8	835	(1)	1	(x)
Other sales	[illegible]	...	...	389	...	...	43	...	...	[illegible]	...	...	124	...	...
Not analyzing merchandise line sales	[illegible]	[illegible]	...	...	...	...	...	...	...	...	...	...	...	...	...
Small single unit stores	[illegible]	[illegible]	...	[illegible]	17	...	161	8	...	940	43	...	493	18	...
	WASHINGTON			WEST VIRGINIA			WISCONSIN								
Large stores and multiunits															
Analyzing merchandise line sales, total	[illegible]	[illegible]	...	[illegible]	28	...	[illegible]	87	...						
Milk and cream	[illegible]	[illegible]	[illegible]	[illegible]	24	[illegible]	3,618	35	[illegible]						
Ice cream, frozen custard, etc	[illegible]	[illegible]	[illegible]	419	28	1,080	1,933	66	10,315						
Other dairy products	[illegible]	[illegible]	[illegible]	[illegible]	[illegible]	[illegible]	[illegible]	39	[illegible]						
Eggs			[illegible]	[illegible]	[illegible]	[illegible]	[illegible]	18	[illegible]						
Groceries, other foods			[illegible]	[illegible]	[illegible]	[illegible]	[illegible]	25	[illegible]						
Other sales	[illegible]	...	...	[illegible]	...	...	705	...	...						
Not analyzing merchandise line sales	[illegible]		...	...	...	...	475	[illegible]	...						
Small single unit stores	[illegible]	[illegible]	...	[illegible]	[illegible]	...	[illegible]	106	...						

[illegible]

Table 16D.—MERCHANDISE LINE SALES OF LARGE STORES AND MULTIUNITS—FOOD GROUP—KIND OF BUSINESS, BY STATE: 1948—Continued

[See text for explanatory material]

Kind of business and merchandise line	Merchandise line sales (Thousand dollars)	Stores reporting merchandise line: Number	Stores reporting merchandise line: Total sales (Thousand dollars)	Merchandise line sales (Thousand dollars)	Stores reporting merchandise line: Number	Stores reporting merchandise line: Total sales (Thousand dollars)	Merchandise line sales (Thousand dollars)	Stores reporting merchandise line: Number	Stores reporting merchandise line: Total sales (Thousand dollars)	Merchandise line sales (Thousand dollars)	Stores reporting merchandise line: Number	Stores reporting merchandise line: Total sales (Thousand dollars)	Merchandise line sales (Thousand dollars)	Stores reporting merchandise line: Number	Stores reporting merchandise line: Total sales (Thousand dollars)
	ALABAMA			CALIFORNIA			COLORADO			CONNECTICUT			DELAWARE		
MILK DEALERS															
Large stores and multiunits—															
Analyzing merchandise line sales, total	6,803	18	...	60,124	92	...	5,675	16	...	42,848	74	...	5,711	14	...
Milk and cream	6,429	18	6,803	47,887	92	60,124	4,965	16	5,675	38,830	74	42,948	5,359	14	5,711
Ice cream, frozen custard, etc	(1)	2	(x)	1,755	29	26,935	183	8	3,630	1,837	27	23,487	72	6	4,622
Other dairy products	165	5	1,494	5,390	57	51,416	370	8	4,367	1,143	33	31,039	174	6	2,793
Eggs	(1)	1	(x)	4,112	49	47,392	96	6	2,532	806	27	24,638	(1)	1	(x)
Other sales	210	...	...	80	...	...	61	...	...	172	...	...	106	...	...
Not analyzing merchandise line sales	...	...	...	999	6	...	...	...	...	197	1	...	...	...	...
Small single unit stores	379	14	...	2,045	54	...	698	11	...	3,453	77	...	589	9	...
	FLORIDA			GEORGIA			ILLINOIS			INDIANA			IOWA		
Large stores and multiunits—															
Analyzing merchandise line sales, total	8,889	18	...	8,016	27	...	73,347	108	...	28,287	59	...	12,669	40	...
Milk and cream	7,942	18	8,889	7,653	27	8,016	62,383	108	73,347	23,239	54	28,287	10,483	40	12,669
Ice cream, frozen custard, etc	270	10	5,241	363	14	4,816	1,441	31	13,679	794	20	9,878	979	16	8,434
Other dairy products	(1)	3	(x)	(1)	4	(x)	6,124	72	62,033	3,525	35	22,488	931	22	9,764
Eggs	(1)	2	(x)	(1)	1	(x)	2,959	52	53,986	361	14	12,525	(1)	4	(x)
Other sales	177	...	...	102	...	...	440	...	...	368	...	...	276	...	...
Not analyzing merchandise line sales	460	1	...	...	...	...	2,102	5	...	...	...	...	127	1	...
Small single unit stores	258	7	...	350	14	...	4,532	101	...	2,424	61	...	2,558	61	...
	KANSAS			KENTUCKY			MAINE			MARYLAND			MASSACHUSETTS		
Large stores and multiunits—															
Analyzing merchandise line sales, total	3,093	13	...	13,966	31	...	11,124	25	...	40,914	30	...	118,575	196	...
Milk and cream	2,457	13	3,093	10,616	31	13,966	10,097	25	11,124	34,859	30	40,914	107,974	196	118,575
Ice cream, frozen custard, etc	399	9	2,260	937	15	8,307	91	7	3,119	(1)	4	(x)	1,460	31	3,009
Other dairy products	115	6	1,738	1,770	21	11,439	623	10	7,729	2,903	20	38,267	4,556	68	84,074
Eggs	(1)	1	(x)	356	10	7,731	151	8	7,390	879	12	33,215	2,743	77	78,135
Other sales	122	...	...	287	...	...	162	...	...	2,273	...	...	842	...	...
Not analyzing merchandise line sales	...	...	...	...	...	...	270	1	...	...	...	...	5,312	10	...
Small single unit stores	1,171	28	...	1,410	27	...	1,859	40	...	561	15	...	9,421	197	...
	MICHIGAN			MINNESOTA			MISSOURI			MONTANA			NEBRASKA		
Large stores and multiunits—															
Analyzing merchandise line sales, total	81,622	144	...	35,534	50	...	35,660	21	...	2,441	11	...	5,440	14	...
Milk and cream	71,306	144	81,622	28,301	50	35,534	28,535	21	35,660	2,217	11	2,441	4,072	14	5,440
Ice cream, frozen custard, etc	2,811	58	22,400	1,326	17	12,364	2,683	8	25,794	(1)	3	(x)	(1)	3	(x)
Other dairy products	6,775	90	68,761	5,518	33	32,143	3,835	14	29,244	(1)	4	(x)	881	8	4,774
Eggs	122	19	8,062	162	7	6,864	123	6	9,208	(1)	4	(x)	117	5	3,669
Other sales	608	...	...	227	...	...	484	...	...	224	...	...	370	...	...
Not analyzing merchandise line sales	2,190	5	...	...	...	...	...	...	...	...	...	...	884	1	...
Small single unit stores	8,544	177	...	4,408	52	...	623	12	...	522	10	...	833	24	...
	NEW JERSEY			NEW YORK			NORTH CAROLINA			OHIO			OREGON		
Large stores and multiunits—															
Analyzing merchandise line sales, total	79,978	161	...	209,241	338	...	6,347	17	...	118,680	192	...	9,000	27	...
Milk and cream	72,482	161	79,978	185,963	338	209,241	5,753	17	6,347	100,709	192	118,680	7,910	27	9,000
Ice cream, frozen custard, etc	468	17	6,551	3,521	69	36,000	516	9	4,083	4,417	74	52,429	287	13	3,012
Other dairy products	4,637	68	59,270	9,053	164	165,871	(1)	4	(x)	11,852	127	94,279	585	17	6,667
Eggs	1,472	61	49,316	4,391	100	138,185	(1)	2	(x)	589	43	22,030	156	7	2,305
Other sales	919	...	...	6,313	...	...	78	...	...	1,113	...	...	62	...	...
Not analyzing merchandise line sales	851	4	...	1,596	7	...	...	...	...	4,714	6	...	545	2	...
Small single unit stores	12,317	290	...	20,862	444	...	617	15	...	4,784	107	...	647	11	...
	PENNSYLVANIA			RHODE ISLAND			TENNESSEE			TEXAS			VIRGINIA		
Large stores and multiunits—															
Analyzing merchandise line sales, total	176,368	296	...	18,904	30	...	8,782	16	...	29,803	36	...	19,598	24	...
Milk and cream	151,625	296	176,368	17,326	30	18,904	8,344	16	8,782	25,110	36	29,803	15,777	24	19,598
Ice cream, frozen custard, etc	6,877	109	75,067	(1)	3	(x)	(1)	1	(x)	2,913	14	17,349	1,244	13	10,766
Other dairy products	10,677	186	149,589	841	7	11,852	400	5	5,460	1,499	10	13,251	1,488	14	14,992
Eggs	3,095	79	81,814	418	8	10,246	...	...	...	(1)	4	(x)	224	5	8,083
Other sales	4,094	...	...	319	...	...	38	...	...	281	...	...	865	...	...
Not analyzing merchandise line sales	2,387	8	...	882	2	...	410	1	...	...	...	...	206	1	...
Small single unit stores	12,916	275	...	1,025	21	...	692	16	...	849	18	...	303	9	...

See footnotes at end of table.

Table 16D.—MERCHANDISE LINE SALES OF LARGE STORES AND MULTIUNITS—FOOD GROUP—KIND OF BUSINESS, BY STATE: 1948—Continued

[See text for explanatory material]

Kind of business and merchandise line	Merchandise line sales (Thousand dollars)	Stores reporting merchandise line: Number	Stores reporting merchandise line: Total sales (Thousand dollars)	Merchandise line sales (Thousand dollars)	Stores reporting merchandise line: Number	Stores reporting merchandise line: Total sales (Thousand dollars)	Merchandise line sales (Thousand dollars)	Stores reporting merchandise line: Number	Stores reporting merchandise line: Total sales (Thousand dollars)	Merchandise line sales (Thousand dollars)	Stores reporting merchandise line: Number	Stores reporting merchandise line: Total sales (Thousand dollars)	Merchandise line sales (Thousand dollars)	Stores reporting merchandise line: Number	Stores reporting merchandise line: Total sales (Thousand dollars)
MILK DEALERS	WASHINGTON			WEST VIRGINIA			WISCONSIN								
Large stores and multiunits															
Analyzing merchandise line sales, total	[illegible]	41	...	[illegible]	11	...	39,898	88	...						
Milk and cream	[illegible]	41	14,998	4,839	11	6,053	32,400	88	39,898						
Ice cream, frozen custard, etc	[illegible]	14	[illegible]	496	8	5,526	1,702	35	13,437						
Other dairy products	[illegible]	23	[illegible]	(1)	4	(x)	5,180	61	24,859						
Eggs	[illegible]	3	[illegible]	(1)	2	(x)	494	14	6,498						
Other sales	[illegible]	...	...	338	...	...	262	...	...						
Not analyzing merchandise line sales	...	...	...	622	1	...	762	1	...						
Small single unit stores	[illegible]	22	...	738	16	...	4,707	107	...						

Table 16D.—MERCHANDISE LINE SALES OF LARGE STORES AND MULTIUNITS—FOOD GROUP—KIND OF BUSINESS, BY STATE: 1948—Continued

[See text for explanatory material]

Kind of business and merchandise line	Merchandise line sales (Thousand dollars)	Stores reporting merchandise line: Number	Stores reporting merchandise line: Total sales (Thousand dollars)	Merchandise line sales (Thousand dollars)	Stores reporting merchandise line: Number	Stores reporting merchandise line: Total sales (Thousand dollars)	Merchandise line sales (Thousand dollars)	Stores reporting merchandise line: Number	Stores reporting merchandise line: Total sales (Thousand dollars)	Merchandise line sales (Thousand dollars)	Stores reporting merchandise line: Number	Stores reporting merchandise line: Total sales (Thousand dollars)	Merchandise line sales (Thousand dollars)	Stores reporting merchandise line: Number	Stores reporting merchandise line: Total sales (Thousand dollars)
BAKERY PRODUCTS STORES	ALABAMA			ARKANSAS			CALIFORNIA			COLORADO			CONNECTICUT		
Large stores and multiunits															
Analyzing merchandise line sales, total	900	12	...	909	13	...	18,176	318	...	678	17	...	5,966	71	...
Bakery products	[illegible]	12	800	909	13	909	17,731	318	18,176	596	17	678	5,853	71	5,966
Candy, nuts, confectionery	(1)	2	(x)	...	...	...	256	101	4,617	(1)	1	(x)	(1)	1	(x)
Fountain and meals	(1)	2	(x)	...	...	...	169	13	620	...	...	...	...	...	...
Canned goods, beverages, other foods	(1)	2	(x)	...	...	...	(1)	4	(x)	...	...	...	...	...	...
Other sales	105	...	...	...	...	...	20	...	...	82	...	...	113	...	...
Not analyzing merchandise line sales	...	...	...	...	...	...	53	1	...	...	...	...	...	...	...
Small single unit stores	2,364	81	...	1,518	66	...	33,481	1,265	...	3,666	153	...	8,715	296	...
	DISTRICT OF COLUMBIA			FLORIDA			GEORGIA			ILLINOIS			INDIANA		
Large stores and multiunits															
Analyzing merchandise line sales, total	1,622	17	...	2,024	34	...	797	16	...	19,215	221	...	4,006	36	...
Bakery products	1,555	17	1,622	1,451	34	2,024	743	16	797	18,546	221	19,215	3,847	36	4,006
Candy, nuts, confectionery	(1)	...	(x)	...	...	...	(1)	1	(x)	37	10	770	(1)	2	(x)
Fountain and meals	...	...	...	(1)	1	(x)	(1)	1	(x)	(1)	3	(x)	(1)	2	(x)
Canned goods, beverages, other foods	...	...	...	...	...	...	(1)	2	(x)	143	8	745	(1)	2	(x)
Other sales	67	...	...	73	...	...	54	...	...	489	...	...	159	...	...
Not analyzing merchandise line sales	...	...	...	32	1	...	...	...	...	486	4	...	6	1	...
Small single unit stores	2,915	61	...	6,682	274	...	2,731	115	...	45,695	1,340	...	9,366	324	...
	IOWA			KENTUCKY			LOUISIANA			MAINE			MARYLAND		
Large stores and multiunits															
Analyzing merchandise line sales, total	1,914	26	...	1,331	16	...	1,475	22	...	824	12	...	2,990	89	...
Bakery products	1,872	26	1,914	1,190	16	1,331	1,402	22	1,475	824	12	824	2,884	89	2,990
Candy, nuts, confectionery	...	...	...	(1)	4	(x)	(1)	1	(x)	...	...	...	(1)	3	(x)
Fountain and meals	...	...	...	(1)	4	(x)	...	...	...	...	...	...	(1)	1	(x)
Canned goods, beverages, other foods	(1)	1	(x)	(1)	4	(x)	(1)	1	(x)	...	...	...	...	...	...
Other sales	42	...	...	141	...	...	73	...	...	...	...	...	106	...	...
Not analyzing merchandise line sales	...	...	...	27	1	...	...	...	...	...	...	...	...	...	...
Small single unit stores	7,415	268	...	3,620	128	...	3,792	130	...	3,317	88	...	7,146	294	...
	MASSACHUSETTS			MICHIGAN			MINNESOTA			MISSOURI			NEBRASKA		
Large stores and multiunits															
Analyzing merchandise line sales, total	[illegible]	144	...	3,141	88	...	4,226	134	...	2,431	44	...	982	21	...
Bakery products	[illegible]	144	14,298	2,969	88	3,141	4,058	109	4,226	2,015	44	2,431	918	21	982
Candy, nuts, confectionery	28	8	1,011	(1)	2	(x)	(1)	1	(x)	178	6	525	(1)	1	(x)
Fountain and meals	91	16	1,170	(1)	1	(x)	(1)	1	(x)	202	6	536	(1)	3	(x)
Canned goods, beverages, other foods	1,[illegible]	8	345	(1)	1	(x)	(1)	2	(x)	...	...	...	(1)	1	(x)
Other sales	[illegible]	...	...	172	...	...	168	...	...	36	...	...	64	...	...
Not analyzing merchandise line sales	61	2	...	93	1	...	...	...	...	...	...	...	...	...	...
Small single unit stores	[illegible]	99	...	18,[illegible]	[illegible]	...	12,[illegible]	459	...	10,[illegible]	444	...	4,864	140	...

Table 16D.—MERCHANDISE LINE SALES OF LARGE STORES AND MULTIUNITS—FOOD GROUP—KIND OF BUSINESS, BY STATE: 1948—Continued

[See text for explanatory material]

Kind of business and merchandise line	Merchandise line sales (Thousand dollars)	Stores reporting merchandise line: Number	Stores reporting merchandise line: Total sales (Thousand dollars)	Merchandise line sales (Thousand dollars)	Stores reporting merchandise line: Number	Stores reporting merchandise line: Total sales (Thousand dollars)	Merchandise line sales (Thousand dollars)	Stores reporting merchandise line: Number	Stores reporting merchandise line: Total sales (Thousand dollars)	Merchandise line sales (Thousand dollars)	Stores reporting merchandise line: Number	Stores reporting merchandise line: Total sales (Thousand dollars)	Merchandise line sales (Thousand dollars)	Stores reporting merchandise line: Number	Stores reporting merchandise line: Total sales (Thousand dollars)
BAKERY PRODUCTS STORES	NEW JERSEY			NEW YORK			OHIO			OKLAHOMA			OREGON		
Large stores and multiunits—															
Analyzing merchandise line sales, total	14,990	144	...	75,655	676	...	14,048	238	...	1,870	16	...	1,461	41	...
Bakery products	14,353	144	14,976	73,432	676	75,655	13,241	238	14,048	1,870	16	1,870	1,461	41	1,461
Candy, nuts, confectionery	66	13	1,514	367	123	11,546	193	43	2,517	...	...	...	(1)	1	(x)
Fountain and meals	319	5	868	677	14	2,429	164	8	748	...	...	...	(1)	1	(x)
Canned goods, beverages, other foods	(1)	4	(x)	227	18	2,248	21	6	476	...	...	...	...	...	...
Other sales	238	...	...	992	...	...	185	...	...	...	...	...	61	...	...
Not analyzing merchandise line sales	218	3	...	231	3	...	66	12	...	...	...	...	...	...	...
Small single unit stores	34,576	1,111	...	91,535	2,819	...	25,656	915	...	4,066	159	...	4,146	162	...
	PENNSYLVANIA			RHODE ISLAND			TENNESSEE			TEXAS			UTAH		
Large stores and multiunits—															
Analyzing merchandise line sales, total	24,122	369	...	934	15	...	1,124	17	...	4,816	55	...	364	15	...
Bakery products	22,950	369	24,122	841	15	934	1,124	17	1,129	4,704	55	4,816	342	15	364
Candy, nuts, confectionery	732	60	5,131	(1)	1	(x)	(1)	2	(x)	(1)	3	(x)	(1)	2	(x)
Fountain and meals	357	16	1,011	(1)	1	(x)	...	...	...	(1)	2	(x)	...	...	...
Canned goods, beverages, other foods	(1)	3	(x)	...	...	...	...	...	...	...	...	...	(1)	1	(x)
Other sales	83	...	...	93	...	...	5	...	...	112	...	...	22	...	...
Not analyzing merchandise line sales	51	4	...	393	2	...	...	...	...	...	...	...	...	...	...
Small single unit stores	37,243	1,493	...	4,426	189	...	2,302	84	...	11,117	445	...	1,551	65	...
	VIRGINIA			WASHINGTON			WEST VIRGINIA			WISCONSIN					
Large stores and multiunits—															
Analyzing merchandise line sales, total	1,314	20	...	3,328	53	...	615	11	...	4,861	59	...			
Bakery products	1,180	20	1,314	2,934	53	3,328	614	11	615	4,768	59	4,861			
Candy, nuts, confectionery	(1)	1	(x)	237	26	2,018	(1)	1	(x)	(1)	2	(x)			
Fountain and meals	(1)	2	(x)	(1)	3	(x)	(1)	1	(x)	(1)	1	(x)			
Canned goods, beverages, other foods	(1)	2	(x)	(1)	2	(x)	...	...	...	(1)	3	(x)			
Other sales	134	...	...	157	...	...	1	...	...	93	...	...			
Not analyzing merchandise line sales	...	...	...	...	...	...	...	...	...	...	...	...			
Small single unit stores	3,252	112	...	7,343	248	...	1,821	73	...	17,893	617	...			

See footnotes at end of table.

Table 16D.—MERCHANDISE LINE SALES OF LARGE STORES AND MULTIUNITS—FOOD GROUP—KIND OF BUSINESS, BY STATE: 1948—Continued

[See text for explanatory material]

Kind of business and merchandise line	Merchandise line sales (Thousand dollars)	Stores reporting merchandise line: Number	Stores reporting merchandise line: Total sales (Thousand dollars)
EGG, POULTRY DEALERS			
CALIFORNIA			
Large stores and multiunits—			
Analyzing merchandise line sales, total	25,180	113	...
Eggs	1,700	66	8,932
Poultry	13,307	111	14,644
Groceries, other foods	134	7	1,210
Other sales	38	...	...
Not analyzing merchandise line sales	301	1	...
Small single unit stores	9,499	303	...
CONNECTICUT			
Large stores and multiunits—			
Analyzing merchandise line sales, total	1,071	13	...
Eggs	140	11	878
Poultry	911	10	993
Groceries, other foods	...	...	...
Other sales	...	...	...
Not analyzing merchandise line sales	...	...	...
Small single unit stores	1,079	85	...
DISTRICT OF COLUMBIA			
Large stores and multiunits—			
Analyzing merchandise line sales, total	1,628	15	...
Eggs	(1)	4	(x)
Poultry	1,432	15	1,648
Groceries, other foods	...	...	...
Other sales	196	...	...
Not analyzing merchandise line sales	...	...	...
Small single unit stores	526	11	...
FLORIDA			
Large stores and multiunits—			
Analyzing merchandise line sales, total	1,938	14	...
Eggs	138	8	714
Poultry	1,698	14	1,938
Groceries, other foods	(1)	3	(x)
Other sales	102	...	...
Not analyzing merchandise line sales	...	...	...
Small single unit stores	2,957	113	...
GEORGIA			
Large stores and multiunits—			
Analyzing merchandise line sales, total	1,512	13	...
Eggs	236	10	1,127
Poultry	1,136	13	1,512
Groceries, other foods	(1)	2	(x)
Other sales	140	...	...
Not analyzing merchandise line sales	...	...	...
Small single unit stores	2,197	58	...
ILLINOIS			
Large stores and multiunits—			
Analyzing merchandise line sales, total	5,433	46	...
Eggs	1,...	38	4,937
Poultry	3,415	41	5,176
Groceries, other foods	38	5	1,149
Other sales	34	...	...
Not analyzing merchandise line sales	44	2	...
Small single unit stores	8,425	181	...
INDIANA			
Large stores and multiunits—			
Analyzing merchandise line sales, total	2,009	15	...
Eggs	161	9	1,253
Poultry	1,484	14	1,986
Groceries, other foods	(1)	1	(x)
Other sales	364	...	...
Not analyzing merchandise line sales	...	...	...
Small single unit stores	1,981	119	...
LOUISIANA			
Large stores and multiunits—			
Analyzing merchandise line sales, total	1,309	10	...
Eggs	202	6	858
Poultry	937	10	1,309
Groceries, other foods	(1)	4	(x)
Other sales	170	...	...
Not analyzing merchandise line sales	...	...	...
Small single unit stores	1,947	91	...
MARYLAND			
Large stores and multiunits—			
Analyzing merchandise line sales, total	3,108	44	...
Eggs	289	14	1,049
Poultry	2,713	41	2,936
Groceries, other foods	(1)	4	(x)
Other sales	106	...	...
Not analyzing merchandise line sales	189	1	...
Small single unit stores	3,337	130	...
MASSACHUSETTS			
Large stores and multiunits—			
Analyzing merchandise line sales, total	3,251	27	...
Eggs	466	8	684
Poultry	2,636	25	3,195
Groceries, other foods	(1)	4	(x)
Other sales	149	...	...
Not analyzing merchandise line sales	...	...	...
Small single unit stores	3,184	120	...
MICHIGAN			
Large stores and multiunits—			
Analyzing merchandise line sales, total	3,684	25	...
Eggs	1,005	13	1,115
Poultry	2,164	20	2,773
Groceries, other foods	(1)	3	(x)
Other sales	515	...	...
Not analyzing merchandise line sales	...	...	...
Small single unit stores	5,479	107	...
MINNESOTA			
Large stores and multiunits—			
Analyzing merchandise line sales, total	2,159	13	...
Eggs	864	13	2,159
Poultry	1,036	12	2,036
Groceries, other foods	195	5	1,033
Other sales	447	...	...
Not analyzing merchandise line sales	...	...	...
Small single unit stores	933	25	...
MISSOURI			
Large stores and multiunits—			
Analyzing merchandise line sales, total	6,221	30	...
Eggs	1,985	28	6,041
Poultry	3,354	29	6,143
Groceries, other foods	102	8	654
Other sales	780	...	...
Not analyzing merchandise line sales	...	...	...
Small single unit stores	5,516	162	...
NEBRASKA			
Large stores and multiunits—			
Analyzing merchandise line sales, total	2,606	15	...
Eggs	778	11	2,029
Poultry	1,018	14	2,494
Groceries, other foods	(1)	2	(x)
Other sales	810	...	...
Not analyzing merchandise line sales	109	1	...
Small single unit stores	1,412	40	...
NEW JERSEY			
Large stores and multiunits—			
Analyzing merchandise line sales, total	7,301	51	...
Eggs	1,019	19	2,955
Poultry	5,469	46	6,581
Groceries, other foods	(1)	2	(x)
Other sales	813	...	...
Not analyzing merchandise line sales	...	...	...
Small single unit stores	8,354	300	...
NEW YORK			
Large stores and multiunits—			
Analyzing merchandise line sales, total	7,...	74	...
Eggs	1,68...	68	9,349
Poultry	4,...	50	4,483
Groceries, other foods	163	10	750
Other sales	298	...	...
Not analyzing merchandise line sales	161	4	...
Small single unit stores	7,454	831	...
OHIO			
Large stores and multiunits—			
Analyzing merchandise line sales, total	8,8...	67	...
Eggs	1,598	...	6,446
Poultry	6,...	62	8,1...
Groceries, other foods	(1)	3	(x)
Other sales	322	...	...
Not analyzing merchandise line sales	294	1	...
Small single unit stores	9,835	304	...
PENNSYLVANIA			
Large stores and multiunits—			
Analyzing merchandise line sales, total	11,098	115	...
Eggs	3,...	59	8,008
Poultry	7,778	110	10,138
Groceries, other foods	(1)	1	(x)
Other sales	428	...	...
Not analyzing merchandise line sales	59	2	...
Small single unit stores	13,439	775	...
TEXAS			
Large stores and multiunits—			
Analyzing merchandise line sales, total	6,...	63	...
Eggs	1,170	25	5,405
Poultry	2,851	46	6,013
Groceries, other foods	75	5	608
Other sales	1,265	...	...
Not analyzing merchandise line sales	339	1	...
Small single unit stores	3,905	119	...

* See footnotes at end of table.

Table 16D.—MERCHANDISE LINE SALES OF LARGE STORES AND MULTIUNITS—FOOD GROUP—KIND OF BUSINESS, BY STATE: 1948—Continued

[See text for explanatory material]

Kind of business and merchandise line	Merchandise line sales (Thousand dollars)	Stores reporting merchandise line: Number	Stores reporting merchandise line: Total sales (Thousand dollars)
DELICATESSEN STORES			
CALIFORNIA			
Large stores and multiunits—			
Analyzing merchandise line sales, total	9,149	66	...
Delicatessen meats, salads, etc	6,775	66	9,149
Candy, nuts, confectionery	26	8	1,146
Cigars, cigarettes, tobacco	30	8	1,220
Bakery products	342	15	2,051
Fountain and meals	349	10	1,283
Canned goods, beverages, other foods	1,159	27	3,800
Other sales	468	...	...
Not analyzing merchandise line sales	327	4	...
Small single unit stores	11,254	352	...
DISTRICT OF COLUMBIA			
Large stores and multiunits—			
Analyzing merchandise line sales, total	1,411	14	...
Delicatessen meats, salads, etc	677	14	1,411
Candy, nuts, confectionery	(1)	3	(x)
Cigars, cigarettes, tobacco	51	5	564
Bakery products	60	5	573
Fountain and meals	(1)	1	(x)
Canned goods, beverages, other foods	392	8	1,102
Other sales	251	...	...
Not analyzing merchandise line sales	...	...	...
Small single unit stores	4,615	141	...
ILLINOIS			
Large stores and multiunits—			
Analyzing merchandise line sales, total	3,594	29	...
Delicatessen meats, salads, etc	1,908	29	3,594
Candy, nuts, confectionery	54	12	1,301
Cigars, cigarettes, tobacco	107	11	1,454
Bakery products	213	17	1,861
Fountain and meals	345	7	1,138
Canned goods, beverages, other foods	675	21	2,099
Other sales	242	...	...
Not analyzing merchandise line sales	...	...	...
Small single unit stores	18,106	694	...
MARYLAND			
Large stores and multiunits—			
Analyzing merchandise line sales, total	1,341	12	...
Delicatessen meats, salads, etc	724	12	1,341
Candy, nuts, confectionery	26	5	574
Cigars, cigarettes, tobacco	52	8	1,004
Bakery products	33	6	599
Fountain and meals	194	8	952
Canned goods, beverages, other foods	282	8	931
Other sales	30	...	...
Not analyzing merchandise line sales	...	...	...
Small single unit stores	3,960	132	...
MASSACHUSETTS			
Large stores and multiunits—			
Analyzing merchandise line sales, total	2,747	21	...
Delicatessen meats, salads, etc	1,783	21	2,747
Candy, nuts, confectionery	(1)	3	(x)
Cigars, cigarettes, tobacco	(1)	2	(x)
Bakery products	(1)	3	(x)
Fountain and meals	244	5	915
Canned goods, beverages, other foods	312	11	1,608
Other sales	408	...	...
Not analyzing merchandise line sales	201	2	...
Small single unit stores	4,870	216	...
MISSOURI			
Large stores and multiunits—			
Analyzing merchandise line sales, total	894	15	...
Delicatessen meats, salads, etc	457	15	894
Candy, nuts, confectionery	24	10	218
Cigars, cigarettes, tobacco	139	11	477
Bakery products	69	12	547
Fountain and meals	(1)	1	(x)
Canned goods, beverages, other foods	81	12	417
Other sales	124	...	...
Not analyzing merchandise line sales	...	...	...
Small single unit stores	3,826	208	...
NEW JERSEY			
Large stores and multiunits—			
Analyzing merchandise line sales, total	4,866	40	...
Delicatessen meats, salads, etc	2,802	40	4,866
Candy, nuts, confectionery	31	8	1,049
Cigars, cigarettes, tobacco	37	11	1,609
Bakery products	197	14	2,036
Fountain and meals	(1)	2	(x)
Canned goods, beverages, other foods	1,115	26	3,026
Other sales	484	...	...
Not analyzing merchandise line sales	554	2	...
Small single unit stores	32,271	1,066	...
NEW YORK			
Large stores and multiunits—			
Analyzing merchandise line sales, total	20,737	156	...
Delicatessen meats, salads, etc	13,815	156	20,737
Candy, nuts, confectionery	170	32	3,912
Cigars, cigarettes, tobacco	226	42	6,008
Bakery products	624	50	5,882
Fountain and meals	1,145	32	4,747
Canned goods, beverages, other foods	4,770	106	13,108
Other sales	944	...	...
Not analyzing merchandise line sales	108	1	...
Small single unit stores	108,365	2,947	...
OHIO			
Large stores and multiunits—			
Analyzing merchandise line sales, total	3,774	47	...
Delicatessen meats, salads, etc	1,657	47	3,774
Candy, nuts, confectionery	154	33	2,444
Cigars, cigarettes, tobacco	134	19	1,861
Bakery products	178	23	2,552
Fountain and meals	498	25	2,088
Canned goods, beverages, other foods	998	39	2,845
Other sales	159	...	...
Not analyzing merchandise line sales	150	1	...
Small single unit stores	25,229	817	...
PENNSYLVANIA			
Large stores and multiunits—			
Analyzing merchandise line sales, total	3,475	5	...
Delicatessen meats, salads, etc	1,880	57	3,475
Candy, nuts, confectionery	100	9	1,479
Cigars, cigarettes, tobacco	18	5	641
Bakery products	230	14	1,809
Fountain and meals	244	6	1,036
Canned goods, beverages, other foods	939	19	2,647
Other sales	262	...	...
Not analyzing merchandise line sales	...	...	...
Small single unit stores	11,226	399	...
VIRGINIA			
Large stores and multiunits—			
Analyzing merchandise line sales, total	1,362	11	...
Delicatessen meats, salads, etc	323	11	1,362
Candy, nuts, confectionery	50	10	1,254
Cigars, cigarettes, tobacco	63	10	1,254
Bakery products	175	8	994
Fountain and meals	139	7	669
Canned goods, beverages, other foods	529	0	1,319
Other sales	83	...	...
Not analyzing merchandise line sales	...	...	...
Small single unit stores	2,089	47	...

x Withheld to avoid disclosure.
z Less than $500.
1 Combined with "Other sales."

Table 16E.—MERCHANDISE LINE SALES OF LARGE STORES AND MULTIUNITS—FOOD GROUP—KIND OF BUSINESS, FOR SELECTED STANDARD METROPOLITAN AREAS: 1948

[See text for explanatory material]

GROCERY STORES, WITHOUT FRESH MEAT

Kind of business and merchandise line	Akron, Ohio: Merchandise line sales (Thousand dollars)	Stores reporting merchandise line: Number	Total sales (Thousand dollars)	Allentown-Bethlehem-Easton, Pa.: Merchandise line sales (Thousand dollars)	Number	Total sales (Thousand dollars)	Baltimore, Md.: Merchandise line sales (Thousand dollars)	Number	Total sales (Thousand dollars)	Boston, Mass.: Merchandise line sales (Thousand dollars)	Number	Total sales (Thousand dollars)	Canton, Ohio: Merchandise line sales (Thousand dollars)	Number	Total sales (Thousand dollars)
Large stores and multiunits															
Analyzing merchandise line sales, total	[illegible]	[illegible]	...	4,282	[illegible]	...	5,486	59	...	58,989	426	...	1,381	10	...
Canned goods, other groceries	[illegible]	[illegible]	[illegible]	3,449	[illegible]	4,282	4,339	59	5,486	52,888	426	58,989	1,060	10	1,381
Meats (exc. fresh), sea food, poultry	[illegible]	1	[illegible]	[illegible]	2	(x)	(1)	3	(x)	642	16	1,687	...	...	...
Fresh fruits, vegetables	[illegible]	[illegible]	1,9[illegible]	790	44	4,[illegible]	417	21	2,259	4,721	327	39,675	(1)	3	(x)
Gasoline, lubricants, fuel oil		1	(x)	[illegible]		(x)	(1)	2	(x)	...	...	...	(1)	1	(x)
Other nongrocery items		...	...	43	...	...	690	...	...	738	...	...	321	...	...
Not analyzing merchandise line sales	...	...	...	116	[illegible]	...	51	2	...	430	6	...	...	...	...
Small single unit stores	[illegible]	88	...	4,158	533	...	10,014	612	...	44,427	2,302	...	2,776	117	...

Kind of business and merchandise line	Chicago, Ill.: Merchandise line sales	Number	Total sales	Cincinnati, Ohio: Merchandise line sales	Number	Total sales	Cleveland, Ohio: Merchandise line sales	Number	Total sales	Columbus, Ohio: Merchandise line sales	Number	Total sales	Dallas, Tex.: Merchandise line sales	Number	Total sales
Large stores and multiunits															
Analyzing merchandise line sales, total	[illegible]	441	...	2,370	[illegible]	...	15,755	136	...	1,865	20	...	9,990	97	...
Canned goods, other groceries	48,487	441	[illegible]	2,522	[illegible]	[illegible]	12,[illegible]	136	15,755	1,410	20	1,865	9,207	97	9,990
Meats (exc. fresh), sea food, poultry	[illegible]	[illegible]	[illegible]	268	10	[illegible]	280	9	1,407	(1)	4	(x)	192	10	1,216
Fresh fruits, vegetables	[illegible]	291	54,955	346	27	2,108	2,500	109	11,597	210	14	1,384	282	55	5,995
Gasoline, lubricants, fuel oil	(1)	1	(x)	(1)	1	(x)	(1)	1	(x)	...	...	...	69	17	1,174
Other nongrocery items	[illegible]	...	...	143	...	...	[illegible]	...	...	245	...	...	240	...	...
Not analyzing merchandise line sales	[illegible]		...	...	...	...	[illegible]	1	...	49	1	...	7	1	...
Small single unit stores	[illegible]	4,234	...	7,641	321	...	19,918	728	...	2,156	105	...	1,886	112	...

Kind of business and merchandise line	Detroit, Mich.: Merchandise line sales	Number	Total sales	Duluth, Minn.-Superior, Wis.: Merchandise line sales	Number	Total sales	Fort Worth, Tex.: Merchandise line sales	Number	Total sales	Fresno, Calif.: Merchandise line sales	Number	Total sales	Grand Rapids, Mich.: Merchandise line sales	Number	Total sales
Large stores and multiunits															
Analyzing merchandise line sales, total	[illegible]	286	...	[illegible]	[illegible]	...	2,935	37	...	2,745	18	...	3,238	32	...
Canned goods, other groceries	19,152	286	[illegible]	2,[illegible]	[illegible]	[illegible]	2,437	37	2,935	1,496	18	2,745	2,703	32	3,238
Meats (exc. fresh), sea food, poultry	460	[illegible]	2,[illegible]	(1)	2	[illegible]	110	9	551	(1)	4	(x)	(1)	3	(x)
Fresh fruits, vegetables	[illegible]	262	25,252	487	[illegible]	1,899	186	36	2,815	442	12	1,921	392	29	3,045
Gasoline, lubricants, fuel oil	(1)	[illegible]	(x)	...	...	...	...	...	...	...	...	...	(1)	1	(x)
Other nongrocery items	214	...	...	252	...	...	202	...	...	307	...	...	143	...	...
Not analyzing merchandise line sales	118	1	...	...	...	...	...	...	...	...	...	...	...	...	...
Small single unit stores	[illegible]	[illegible]	...	4,570	[illegible]	...	1,[illegible]	103	...	2,941	111	...	[illegible]	92	...

Kind of business and merchandise line	Harrisburg, Pa.: Merchandise line sales	Number	Total sales	Hartford, Conn.: Merchandise line sales	Number	Total sales	Houston, Tex.: Merchandise line sales	Number	Total sales	Johnstown, Pa.: Merchandise line sales	Number	Total sales	Lancaster, Pa.: Merchandise line sales	Number	Total sales
Large stores and multiunits															
Analyzing merchandise line sales, total	[illegible]	40	...	4,229	38	...	3,739	37	...	2,182	30	...	2,103	31	...
Canned goods, other groceries	[illegible]	[illegible]	[illegible]	3,617	38	4,229	3,251	37	3,739	1,871	30	2,182	1,650	31	2,103
Meats (exc. fresh), sea food, poultry	[illegible]	[illegible]	[illegible]	(1)	3	[illegible]	(1)	2	(x)	(1)	1	(x)	41	[illegible]	470
Fresh fruits, vegetables	[illegible]	28	[illegible]	463	34	[illegible]	(1)	4	(x)	249	23	1,689	35[illegible]	27	1,812
Gasoline, lubricants, fuel oil	[illegible]	[illegible]	(x)	...	...	...	(1)	3	(x)	...	...	...	(1)	1	(x)
Other nongrocery items	[illegible]	...	...	149	...	...	48[illegible]	...	...	62	...	...	55	...	...
Not analyzing merchandise line sales	...	...	...	...	...	...	5[illegible]	5	...	...	...	...	...	...	...
Small single unit stores	[illegible]	[illegible]	...	[illegible]	[illegible]	...	[illegible]	254	...	[illegible]	281	...	6,[illegible]	262	...

Kind of business and merchandise line	Los Angeles, Calif.: Merchandise line sales	Number	Total sales	New Haven, Conn.: Merchandise line sales	Number	Total sales	New Orleans, La.: Merchandise line sales	Number	Total sales	New York-Northeastern New Jersey: Merchandise line sales	Number	Total sales	Norfolk-Portsmouth, Va.: Merchandise line sales	Number	Total sales
Large stores and multiunits															
Analyzing merchandise line sales, total	[illegible]	[illegible]	...	[illegible]	30	...	[illegible],871	[illegible]	...	[illegible]	2,[illegible]	...	1,638	21	...
Canned goods, other groceries	[illegible]	[illegible]	[illegible]	3,[illegible]	30	[illegible]	4,[illegible]	66	[illegible],871	297,81[illegible]	2,[illegible]	342,40[illegible]	1,597	21	1,638
Meats (exc. fresh), sea food, poultry	[illegible]	[illegible]	4,[illegible]	[illegible]	[illegible]	[illegible]	[illegible]	[illegible]	1,396	[illegible]	[illegible]	[illegible],659	...	...	...
Fresh fruits, vegetables	[illegible]	[illegible]	[illegible]	31	15	[illegible]	[illegible]	34	[illegible]	[illegible]	1,[illegible]	[illegible]	(1)	1	(x)
Gasoline, lubricants, fuel oil	[illegible]	[illegible]	[illegible]	...	...	...	[illegible]	[illegible]	(x)	[illegible]	11	1,[illegible]	(1)	1	(x)
Other nongrocery items	[illegible]	...	...	[illegible]	...	...	305	...	...	[illegible]	...	...	41	...	...
Not analyzing merchandise line sales	[illegible]	[illegible]	...	[illegible]	4	...	[illegible]		...	[illegible]	1[illegible]	...	...	...	...
Small single unit stores	[illegible]	[illegible]	...	[illegible]	[illegible]	...	[illegible]	[illegible]	...	[illegible]	13,[illegible]	...	2,662	186	...

Kind of business and merchandise line	Philadelphia, Pa.: Merchandise line sales	Number	Total sales	Pittsburgh, Pa.: Merchandise line sales	Number	Total sales	Portland, Oreg.: Merchandise line sales	Number	Total sales	Providence, R.I.: Merchandise line sales	Number	Total sales	Reading, Pa.: Merchandise line sales	Number	Total sales
Large stores and multiunits															
Analyzing merchandise line sales, total	[illegible]	[illegible]	...	[illegible]	[illegible]	...	[illegible]	[illegible]	...	[illegible]	[illegible]	...	[illegible]	[illegible]	...
Canned goods, other groceries	[illegible]	[illegible]	[illegible]	[illegible]	[illegible]	12,8[illegible]	[illegible]	[illegible]	[illegible]	8,[illegible]	[illegible]	[illegible]	[illegible]	[illegible]	[illegible]
Meats (exc. fresh), sea food, poultry	[illegible]	[illegible]	[illegible]	[illegible]	[illegible]	[illegible]	(1)	[illegible]	[illegible]	...	...	...	(1)	1	(x)
Fresh fruits, vegetables	[illegible]	[illegible]	[illegible]	[illegible]	[illegible]	8,[illegible]	[illegible]	[illegible]	[illegible]	[illegible]	[illegible]	[illegible],88[illegible]	[illegible]	[illegible]	[illegible]
Gasoline, lubricants, fuel oil	[illegible]	[illegible]	[illegible]	[illegible]	[illegible]	[illegible]	[illegible]	[illegible]	[illegible]	...	...	...	...	...	...
Other nongrocery items	[illegible]	...	...	[illegible]	...	...	[illegible]	...	...	[illegible]	...	...	[illegible]	...	...
Not analyzing merchandise line sales	[illegible]		...	[illegible]	[illegible]	...	[illegible]	[illegible]	...	[illegible]	[illegible]	...	...	...	...
Small single unit stores	[illegible]	[illegible]	...	[illegible]	[illegible]	...	[illegible]	[illegible]	...	8,[illegible]	[illegible]	...	[illegible]	[illegible]	...

Table 16E.—MERCHANDISE LINE SALES OF LARGE STORES AND MULTIUNITS—FOOD GROUP—KIND OF BUSINESS, FOR SELECTED STANDARD METROPOLITAN AREAS: 1948—Continued

[See text for explanatory material]

Kind of business and merchandise line	Merchandise line sales (Thousand dollars)	Stores reporting merchandise line: Number	Stores reporting merchandise line: Total sales (Thousand dollars)	Merchandise line sales (Thousand dollars)	Stores reporting merchandise line: Number	Stores reporting merchandise line: Total sales (Thousand dollars)	Merchandise line sales (Thousand dollars)	Stores reporting merchandise line: Number	Stores reporting merchandise line: Total sales (Thousand dollars)	Merchandise line sales (Thousand dollars)	Stores reporting merchandise line: Number	Stores reporting merchandise line: Total sales (Thousand dollars)	Merchandise line sales (Thousand dollars)	Stores reporting merchandise line: Number	Stores reporting merchandise line: Total sales (Thousand dollars)
	ROCHESTER, N.Y.			SACRAMENTO, CALIF.			SAN ANTONIO, TEX.			SAN BERNARDINO, CALIF.			SAN DIEGO, CALIF.		
GROCERY STORES, WITHOUT FRESH MEAT															
Large stores and multiunits—															
Analyzing merchandise line sales, total	7,672	102	...	5,807	37	...	3,563	54	...	1,459	10	...	8,904	45	...
Canned goods, other groceries	7,193	102	7,672	5,226	37	5,807	3,123	54	3,563	1,209	10	1,459	6,434	45	8,904
Meats (exc. fresh), sea food, poultry	111	7	623	(1)	3	(x)	166	5	568	...	...	...	699	7	6,434
Fresh fruits, vegetables	326	16	1,666	344	17	2,714	102	7	611	(1)	4	(x)	902	25	699
Gasoline, lubricants, fuel oil	(1)	1	(x)	(1)	1	(x)	1	1	(x)	(1)	1	(x)	(1)	2	902
Other nongrocery items	42	...	...	337	...	...	162	...	...	251	...	...	471	...	(x)
Not analyzing merchandise line sales	...	...	...	...	...	...	1,169	1	...	55	1	...	146	1	...
Small single unit stores	9,211	372	...	4,202	124	...	3,900	60	...	1,775	114	...	4,436	151	...
	SAN FRANCISCO-OAKLAND, CALIF.			SAN JOSE, CALIF.			SEATTLE, WASH.			SPOKANE, WASH.			SPRINGFIELD-HOLYOKE, MASS.		
Large stores and multiunits—															
Analyzing merchandise line sales, total	79,449	411	...	4,571	28	...	11,414	79	...	3,077	2	...	4,231	44	...
Canned goods, other groceries	64,633	411	79,449	3,535	28	4,571	9,510	79	11,414	2,560	2	3,077	3,681	44	4,231
Meats (exc. fresh), sea food, poultry	1,428	36	8,751	(1)	2	(x)	224	12	1,779	(1)	2	(x)	(1)	1	(x)
Fresh fruits, vegetables	8,456	277	53,142	478	17	3,215	1,604	63	3,073	424	16	2,342	544	38	3,596
Gasoline, lubricants, fuel oil	763	7	765	...	...	...	(1)	4	(x)	...	...	...	(1)	1	(x)
Other nongrocery items	4,219	...	...	558	...	...	076	...	...	151	...	...	6	...	...
Not analyzing merchandise line sales	1,903	12	...	163	2	...	...	...	...	...	...	...	...	...	...
Small single unit stores	68,342	1,847	...	4,562	135	...	12,614	753	...	4,176	122	...	4,644	435	...
	STOCKTON, CALIF.			TACOMA, WASH.			TAMPA-ST. PETERSBURG, FLA.			TOLEDO, OHIO			TRENTON, N.J.		
Large stores and multiunits—															
Analyzing merchandise line sales, total	3,222	22	...	2,328	22	...	984	14	...	3,827	19	...	3,358	34	...
Canned goods, other groceries	2,624	22	3,222	1,838	22	2,328	797	14	989	3,452	19	3,827	2,645	34	3,358
Meats (exc. fresh), sea food, poultry	169	7	766	(1)	2	(x)	(1)	1	(x)	(1)	2	(x)	(1)	2	(x)
Fresh fruits, vegetables	412	17	2,521	434	16	1,834	113	11	758	224	9	1,204	615	33	3,348
Gasoline, lubricants, fuel oil	...	...	...	...	...	...	...	...	...	...	...	...	...	...	...
Other nongrocery items	17	...	...	56	...	...	79	...	...	151	...	...	98	...	...
Not analyzing merchandise line sales	...	...	...	354	4	...	...	...	...	166	4	...	150	1	...
Small single unit stores	2,729	92	...	5,596	197	...	4,250	219	...	3,003	119	...	3,710	210	...
	UTICA-ROME, N.Y.			WILKES-BARRE-HAZLETON, PA.			WILMINGTON, DEL.			WORCESTER, MASS.					
Large stores and multiunits—															
Analyzing merchandise line sales, total	3,380	44	...	2,174	37	...	2,813	35	...	3,637	30	...			
Canned goods, other groceries	3,037	44	3,380	1,692	37	2,174	2,332	35	2,813	2,790	30	3,637			
Meats (exc. fresh), sea food, poultry	(1)	2	(x)	134	5	653	1	11	1	30	5	165			
Fresh fruits, vegetables	273	21	2,082	314	29	1,918	419	31	2,365	743	26	3,348			
Gasoline, lubricants, fuel oil	(1)	1	(x)	1	1	(x)	(1)	1	(x)	...	...	...			
Other nongrocery items	70	...	...	44	...	...	61	...	...	74	...	...			
Not analyzing merchandise line sales	34	1	...	...	...	...	...	...	...	...	...	...			
Small single unit stores	4,046	223	...	6,366	579	...	2,545	165	...	2,136	117	...			

See footnotes at end of table.

Table 16E.—MERCHANDISE LINE SALES OF LARGE STORES AND MULTIUNITS—FOOD GROUP—KIND OF BUSINESS, FOR SELECTED STANDARD METROPOLITAN AREAS: 1948—Continued

[See text for explanatory material]

Column heads for each area: Merchandise line sales (Thousand dollars); Stores reporting merchandise line: Number; Total sales (Thousand dollars).

GROCERY STORES, WITH FRESH MEAT

Kind of business and merchandise line	AKRON, OHIO: Merchandise line sales	Number	Total sales	ALBANY-SCHENECTADY-TROY, N.Y.: Merchandise line sales	Number	Total sales	ALLENTOWN-BETHLEHEM-EASTON, PA.: Merchandise line sales	Number	Total sales	ATLANTA, GA.: Merchandise line sales	Number	Total sales	BALTIMORE, MD.: Merchandise line sales	Number	Total sales
Large stores and multiunits															
Analyzing merchandise line sales, total	[illegible]	[illegible]	...	61,621	172	...	41,092	136	...	74,957	226	...	130,371	391	...
Canned goods, other groceries	[illegible]	[illegible]	[illegible]	34,776	172	61,621	22,917	136	41,092	43,430	226	74,957	70,472	381	130,371
Meats (all kinds), sea food, poultry	[illegible]	[illegible]	48,639	20,153	172	61,621	12,917	136	41,092	22,384	226	74,957	42,912	381	130,371
Fresh fruits, vegetables	[illegible]	168	48,020	6,193	157	58,520	5,311	125	39,665	8,690	196	70,451	15,489	332	122,754
Gasoline, lubricants, fuel oil	1	[illegible]	(x)	16	6	656	(1)	1	(x)	(1)	3	(x)	158	16	1,431
Other nongrocery items	[illegible]	...	...	425	...	...	247	...	...	453	...	...	1,340	...	...
Not analyzing merchandise line sales	176	2	...	304	2	...	323	4	...	414	2	...	...	...	...
Small single unit stores	19,953	[illegible]	...	16,835	401	...	19,974	584	...	28,108	801	...	78,212	2,199	...

Kind of business and merchandise line	BIRMINGHAM, ALA.: Merchandise line sales	Number	Total sales	BOSTON, MASS.: Merchandise line sales	Number	Total sales	BRIDGEPORT, CONN.: Merchandise line sales	Number	Total sales	BUFFALO, N.Y.: Merchandise line sales	Number	Total sales	CANTON, OHIO: Merchandise line sales	Number	Total sales
Large stores and multiunits															
Analyzing merchandise line sales, total	53,969	203	...	232,574	570	...	31,310	69	...	97,105	287	...	33,123	125	...
Canned goods, other groceries	29,983	203	53,969	120,642	570	232,574	16,812	69	31,310	57,836	287	97,105	18,509	125	33,123
Meats (all kinds), sea food, poultry	14,436	203	53,969	78,544	570	232,574	10,368	69	31,310	27,047	287	97,105	10,338	125	33,123
Fresh fruits, vegetables	6,295	194	52,734	26,298	525	225,297	3,967	66	30,729	11,551	256	93,510	3,910	112	29,161
Gasoline, lubricants, fuel oil	253	10	1,769	637	8	5,017	...	...	...	105	5	596	(1)	2	(x)
Other nongrocery items	[illegible]	...	...	6,453	...	...	163	..	..	316	...	...	366	...	...
Not analyzing merchandise line sales	505		...	3,646	31	...	113	1	...	113	1	...	415	3	...
Small single unit stores	[illegible]	[illegible]	...	[illegible]	1,771	...	9,954	[illegible]	...	39,817	1,062	...	13,790	324	...

Kind of business and merchandise line	CHARLESTON, W.VA.: Merchandise line sales	Number	Total sales	CHATTANOOGA, TENN.: Merchandise line sales	Number	Total sales	CHICAGO, ILL.: Merchandise line sales	Number	Total sales	CINCINNATI, OHIO: Merchandise line sales	Number	Total sales	CLEVELAND, OHIO: Merchandise line sales	Number	Total sales
Large stores and multiunits															
Analyzing merchandise line sales, total	30,877	93	...	24,249	150	...	603,917	1,704	...	98,793	422	...	169,130	439	...
Canned goods, other groceries	17,232	93	30,877	14,595	150	24,249	342,170	1,704	603,917	57,813	422	98,793	93,211	439	169,130
Meats (all kinds), sea food, poultry	9,135	93	30,877	6,361	150	24,249	184,494	1,704	603,917	29,209	422	98,793	52,724	439	169,130
Fresh fruits, vegetables	3,635	84	29,368	3,139	143	23,421	69,471	1,605	588,264	11,143	399	96,443	22,325	413	165,313
Gasoline, lubricants, fuel oil	51	[illegible]	933	(1)	4	(x)	293	14	[illegible]	(1)	3	(x)	(1)	2	(x)
Other nongrocery items	764	...	...	154	...	...	7,489	...	...	628	...	...	870	...	...
Not analyzing merchandise line sales	521	[illegible]	...	...	...	...	3,432	[illegible]	...	332	1	...	140	1	...
Small single unit stores	[illegible]	533	...	14,247	435	..	166,348	4,501	...	[illegible]	1,172	...	43,574	1,137	...

Kind of business and merchandise line	COLUMBUS, OHIO: Merchandise line sales	Number	Total sales	DALLAS, TEX.: Merchandise line sales	Number	Total sales	DAVENPORT, IOWA-ROCK ISLAND-MOLINE, ILL.: Merchandise line sales	Number	Total sales	DAYTON, OHIO: Merchandise line sales	Number	Total sales	DENVER, COLO.: Merchandise line sales	Number	Total sales
Large stores and multiunits															
Analyzing merchandise line sales, total	62,053	224	...	80,016	255	...	24,865	100	...	57,205	201	...	75,119	205	...
Canned goods, other groceries	35,061	224	62,053	45,197	255	80,016	15,256	100	24,865	32,647	201	57,205	44,014	205	75,119
Meats (all kinds), sea food, poultry	19,701	224	62,053	22,570	255	80,016	7,332	100	24,865	17,069	201	57,205	20,905	205	75,119
Fresh fruits, vegetables	7,676	209	59,970	10,558	236	78,161	2,217	91	18,633	6,950	192	56,163	8,793	181	69,906
Gasoline, lubricants, fuel oil	41	6	608	(1)	3	(x)	(1)	2	(x)	216	9	1,476	(1)	3	(x)
Other nongrocery items	514	...	...	1,691	...	...	160	...	...	321	...	...	507	...	...
Not analyzing merchandise line sales	454	4	...	448	6	...	1,836	5	...	374	2	...	319	4	...
Small single unit stores	,563	[illegible]	...	[illegible]	[illegible]	...	14,753	344	...	20,303	444	...	17,951	511	...

Kind of business and merchandise line	DES MOINES, IOWA: Merchandise line sales	Number	Total sales	DETROIT, MICH.: Merchandise line sales	Number	Total sales	DULUTH, MINN.-SUPERIOR, WIS.: Merchandise line sales	Number	Total sales	ERIE, PA.: Merchandise line sales	Number	Total sales	FLINT, MICH.: Merchandise line sales	Number	Total sales
Large stores and multiunits															
Analyzing merchandise line sales, total	[illegible]	[illegible]	...	[illegible]	[illegible]	...	31,345	163	...	[illegible]	[illegible]	...	32,427	100	...
Canned goods, other groceries	[illegible]	[illegible]	[illegible]	[illegible]	[illegible]	[illegible]	15,370	163	31,345	[illegible]	[illegible]	[illegible]	[illegible]	100	32,427
Meats (all kinds), sea food, poultry	[illegible]	[illegible]	[illegible]	[illegible]	[illegible]	[illegible]	11,081	163	31,345	[illegible]	[illegible]	[illegible]	[illegible]	100	32,427
Fresh fruits, vegetables	[illegible]	[illegible]	[illegible]	[illegible]	[illegible]	[illegible]	[illegible]	151	[illegible]	[illegible]	[illegible]	[illegible]	[illegible]	86	29,998
Gasoline, lubricants, fuel oil	[illegible]	[illegible]	[illegible]	[illegible]	[illegible]	[illegible]	[illegible]	[illegible]	[illegible]	(1)	3	(x)	(1)	[illegible]	(x)
Other nongrocery items	[illegible]	..	...	[illegible]	...	...	[illegible]	...	...	[illegible]	...	...	[illegible]	...	...
Not analyzing merchandise line sales	[illegible]	[illegible]	...	[illegible]	[illegible]	...	[illegible]	[illegible]	...	[illegible]	[illegible]	...	340	3	...
Small single unit stores	[illegible]	[illegible]	...	[illegible]	[illegible]	...	[illegible]	[illegible]	...	[illegible]	[illegible]	...	15,872	[illegible]	...

Kind of business and merchandise line	FORT WORTH, TEX.: Merchandise line sales	Number	Total sales	FRESNO, CALIF.: Merchandise line sales	Number	Total sales	GRAND RAPIDS, MICH.: Merchandise line sales	Number	Total sales	HARRISBURG, PA.: Merchandise line sales	Number	Total sales	HARTFORD, CONN.: Merchandise line sales	Number	Total sales
Large stores and multiunits															
Analyzing merchandise line sales, total	[illegible]	[illegible]	...	[illegible]	[illegible]	...	[illegible]	161	..	[illegible]	110	...	[illegible]	[illegible]	...
Canned goods, other groceries	[illegible]	[illegible]	[illegible]	[illegible]	[illegible]	[illegible]	[illegible]	161	[illegible]	[illegible]	110	[illegible]	24,520	[illegible]	[illegible]
Meats (all kinds), sea food, poultry	[illegible]	[illegible]	[illegible]	[illegible]	[illegible]	[illegible]	13,131	161	[illegible]	[illegible]	110	[illegible]	[illegible]	[illegible]	[illegible]
Fresh fruits, vegetables	[illegible]	[illegible]	[illegible]	[illegible]	[illegible]	[illegible]	[illegible]	136	[illegible]	[illegible]	[illegible]	[illegible]	5,803	[illegible]	[illegible]
Gasoline, lubricants, fuel oil	[illegible]	[illegible]	[illegible]	[illegible]	[illegible]	[illegible]	(1)	[illegible]	[illegible]	(1)	[illegible]	(x)	(1)	[illegible]	(x)
Other nongrocery items	[illegible]	...	...	[illegible]	...	..	336	...	.	[illegible]	...	..	[illegible]	.	...
Not analyzing merchandise line sales	[illegible]	[illegible]	...	[illegible]	.	..	[illegible]	.	...	...	...	...	...	...	...
Small single unit stores	[illegible]	[illegible]	...	[illegible]	[illegible]	..	[illegible]	[illegible]	...	[illegible]	[illegible]	...	[illegible]	[illegible]	...

[illegible]

Table 16E.—MERCHANDISE LINE SALES OF LARGE STORES AND MULTIUNITS—FOOD GROUP—KIND OF BUSINESS, FOR SELECTED STANDARD METROPOLITAN AREAS: 1948—Continued

[See text for explanatory material]

Kind of business and merchandise line	Merchandise line sales (Thousand dollars)	Stores reporting merchandise line: Number	Stores reporting merchandise line: Total sales (Thousand dollars)
GROCERY STORES, WITH FRESH MEAT			
HOUSTON, TEX.			
Large stores and multiunits—			
Analyzing merchandise line sales, total	127,604	320	...
Canned goods, other groceries	67,062	320	120,606
Meats (all kinds), sea food, poultry	27,227	320	120,606
Fresh fruits, vegetables	13,575	294	119,213
Gasoline, lubricants, fuel oil	134	8	2,364
Other nongrocery items	11,708	...	...
Not analyzing merchandise line sales	7,832	33	...
Small single unit stores	35,476	1,022	...
HUNTINGTON, W.VA.-ASHLAND, KY.			
Large stores and multiunits—			
Analyzing merchandise line sales, total	20,374	75	...
Canned goods, other groceries	11,681	75	20,374
Meats (all kinds), sea food, poultry	5,402	75	20,374
Fresh fruits, vegetables	2,930	73	20,335
Gasoline, lubricants, fuel oil	163	7	587
Other nongrocery items	306	...	...
Not analyzing merchandise line sales	104	1	...
Small single unit stores	15,108	582	...
INDIANAPOLIS, IND.			
Large stores and multiunits—			
Analyzing merchandise line sales, total	70,832	264	...
Canned goods, other groceries	41,614	264	70,832
Meats (all kinds), sea food, poultry	20,526	264	70,832
Fresh fruits, vegetables	8,222	255	68,393
Gasoline, lubricants, fuel oil	166	7	3,023
Other nongrocery items	404	...	...
Not analyzing merchandise line sales	187	2	...
Small single unit stores	27,967	715	...
JACKSONVILLE, FLA.			
Large stores and multiunits—			
Analyzing merchandise line sales, total	42,270	130	...
Canned goods, other groceries	24,704	130	42,270
Meats (all kinds), sea food, poultry	11,893	130	42,270
Fresh fruits, vegetables	5,578	122	41,266
Gasoline, lubricants, fuel oil	(1)	4	(x)
Other nongrocery items	105	...	...
Not analyzing merchandise line sales	...	...	...
Small single unit stores	11,782	374	...
JOHNSTOWN, PA.			
Large stores and multiunits—			
Analyzing merchandise line sales, total	26,621	120	...
Canned goods, other groceries	14,402	120	26,621
Meats (all kinds), sea food, poultry	8,067	120	26,621
Fresh fruits, vegetables	3,024	116	25,709
Gasoline, lubricants, fuel oil	147	12	1,912
Other nongrocery items	781	...	...
Not analyzing merchandise line sales	394	1	...
Small single unit stores	14,965	400	...
KANSAS CITY, MO.			
Large stores and multiunits—			
Analyzing merchandise line sales, total	106,195	306	...
Canned goods, other groceries	59,124	362	106,195
Meats (all kinds), sea food, poultry	30,439	362	106,195
Fresh fruits, vegetables	13,495	339	102,589
Gasoline, lubricants, fuel oil	132	2	1,196
Other nongrocery items	1,705	...	...
Not analyzing merchandise line sales	1,148	5	...
Small single unit stores	40,049	1,640	...
KNOXVILLE, TENN.			
Large stores and multiunits—			
Analyzing merchandise line sales, total	30,087	124	...
Canned goods, other groceries	17,914	124	30,087
Meats (all kinds), sea food, poultry	6,988	124	30,087
Fresh fruits, vegetables	4,444	127	28,894
Gasoline, lubricants, fuel oil	152	15	1,942
Other nongrocery items	543	...	...
Not analyzing merchandise line sales	...	...	...
Small single unit stores	17,940	535	...
LANCASTER, PA.			
Large stores and multiunits—			
Analyzing merchandise line sales, total	13,604	56	...
Canned goods, other groceries	8,632	56	13,604
Meats (all kinds), sea food, poultry	3,363	56	13,604
Fresh fruits, vegetables	1,423	48	13,069
Gasoline, lubricants, fuel oil	(1)	1	(x)
Other nongrocery items	186	...	...
Not analyzing merchandise line sales	...	...	...
Small single unit stores	3,498	170	...
LOS ANGELES, CALIF.			
Large stores and multiunits—			
Analyzing merchandise line sales, total	730,834	1,943	...
Canned goods, other groceries	444,796	1,943	730,834
Meats (all kinds), sea food, poultry	179,625	1,943	730,834
Fresh fruits, vegetables	84,510	1,698	689,256
Gasoline, lubricants, fuel oil	1,231	41	15,017
Other nongrocery items	20,172	...	...
Not analyzing merchandise line sales	5,599	32	...
Small single unit stores	91,251	2,305	...
LOUISVILLE, KY.			
Large stores and multiunits—			
Analyzing merchandise line sales, total	61,754	210	...
Canned goods, other groceries	35,748	210	61,754
Meats (all kinds), sea food, poultry	17,777	210	61,754
Fresh fruits, vegetables	7,965	202	60,451
Gasoline, lubricants, fuel oil	220	5	509
Other nongrocery items	244	...	...
Not analyzing merchandise line sales	157	1	...
Small single unit stores	36,210	890	...
MEMPHIS, TENN.			
Large stores and multiunits—			
Analyzing merchandise line sales, total	52,842	269	...
Canned goods, other groceries	29,271	269	52,842
Meats (all kinds), sea food, poultry	16,520	269	52,842
Fresh fruits, vegetables	6,243	241	46,082
Gasoline, lubricants, fuel oil	280	6	1,061
Other nongrocery items	529	...	...
Not analyzing merchandise line sales	971	7	...
Small single unit stores	24,015	575	...
MIAMI, FLA.			
Large stores and multiunits—			
Analyzing merchandise line sales, total	79,419	166	...
Canned goods, other groceries	45,391	166	79,419
Meats (all kinds), sea food, poultry	22,025	166	79,419
Fresh fruits, vegetables	11,108	154	77,707
Gasoline, lubricants, fuel oil	(1)	3	(x)
Other nongrocery items	895	...	...
Not analyzing merchandise line sales	1,144	3	...
Small single unit stores	14,496	403	...
MILWAUKEE, WIS.			
Large stores and multiunits—			
Analyzing merchandise line sales, total	87,504	286	...
Canned goods, other groceries	48,148	286	87,504
Meats (all kinds), sea food, poultry	27,276	286	87,504
Fresh fruits, vegetables	11,742	268	84,118
Gasoline, lubricants, fuel oil	...	...	...
Other nongrocery items	332	...	...
Not analyzing merchandise line sales	4,338	3	...
Small single unit stores	37,802	840	...
MINNEAPOLIS-ST. PAUL, MINN.			
Large stores and multiunits—			
Analyzing merchandise line sales, total	116,216	456	...
Canned goods, other groceries	59,373	456	116,216
Meats (all kinds), sea food, poultry	40,441	456	116,216
Fresh fruits, vegetables	15,282	424	109,641
Gasoline, lubricants, fuel oil	82	5	1,271
Other nongrocery items	1,036	...	...
Not analyzing merchandise line sales	103	1	...
Small single unit stores	27,528	544	...
MOBILE, ALA.			
Large stores and multiunits—			
Analyzing merchandise line sales, total	27,275	128	...
Canned goods, other groceries	15,195	128	27,275
Meats (all kinds), sea food, poultry	7,169	128	27,275
Fresh fruits, vegetables	2,902	118	25,146
Gasoline, lubricants, fuel oil	1,093	18	4,444
Other nongrocery items	916	...	...
Not analyzing merchandise line sales	...	...	...
Small single unit stores	10,529	323	...
NASHVILLE, TENN.			
Large stores and multiunits—			
Analyzing merchandise line sales, total	35,913	160	...
Canned goods, other groceries	20,052	160	35,913
Meats (all kinds), sea food, poultry	9,417	160	35,913
Fresh fruits, vegetables	6,051	159	35,717
Gasoline, lubricants, fuel oil	(1)	4	(x)
Other nongrocery items	391	...	...
Not analyzing merchandise line sales	...	...	...
Small single unit stores	15,943	503	...
NEW HAVEN, CONN.			
Large stores and multiunits—			
Analyzing merchandise line sales, total	25,200	83	...
Canned goods, other groceries	13,108	83	25,200
Meats (all kinds), sea food, poultry	8,874	83	25,200
Fresh fruits, vegetables	3,001	76	24,324
Gasoline, lubricants, fuel oil	(1)	1	(x)
Other nongrocery items	217	...	...
Not analyzing merchandise line sales	1,413	3	...
Small single unit stores	13,880	341	...
NEW ORLEANS, LA.			
Large stores and multiunits—			
Analyzing merchandise line sales, total	55,023	238	...
Canned goods, other groceries	33,558	238	55,023
Meats (all kinds), sea food, poultry	13,933	238	55,023
Fresh fruits, vegetables	6,637	199	50,444
Gasoline, lubricants, fuel oil	270	12	3,132
Other nongrocery items	625	...	...
Not analyzing merchandise line sales	1,284	7	...
Small single unit stores	21,899	810	...
NEW YORK-NORTHEASTERN NEW JERSEY			
Large stores and multiunits—			
Analyzing merchandise line sales, total	1,082,247	2,510	...
Canned goods, other groceries	632,693	2,510	1,082,247
Meats (all kinds), sea food, poultry	318,240	2,510	1,082,247
Fresh fruits, vegetables	123,366	2,145	1,021,026
Gasoline, lubricants, fuel oil	1,678	23	3,612
Other nongrocery items	6,371	...	...
Not analyzing merchandise line sales	5,179	20	...
Small single unit stores	146,210	3,901	...
NORFOLK-PORTSMOUTH, VA.			
Large stores and multiunits—			
Analyzing merchandise line sales, total	48,473	159	...
Canned goods, other groceries	27,390	159	48,473
Meats (all kinds), sea food, poultry	14,579	159	48,473
Fresh fruits, vegetables	6,004	139	46,033
Gasoline, lubricants, fuel oil	40	6	1,112
Other nongrocery items	455	...	...
Not analyzing merchandise line sales	...	...	...
Small single unit stores	19,222	635	...
OKLAHOMA CITY, OKLA.			
Large stores and multiunits—			
Analyzing merchandise line sales, total	35,944	116	...
Canned goods, other groceries	21,306	116	35,844
Meats (all kinds), sea food, poultry	9,601	116	35,844
Fresh fruits, vegetables	4,598	110	35,030
Gasoline, lubricants, fuel oil	...	...	...
Other nongrocery items	339	...	...
Not analyzing merchandise line sales	...	...	...
Small single unit stores	16,100	588	...
OMAHA, NEBR.			
Large stores and multiunits—			
Analyzing merchandise line sales, total	46,398	183	...
Canned goods, other groceries	24,653	193	46,398
Meats (all kinds), sea food, poultry	14,992	183	46,398
Fresh fruits, vegetables	6,339	181	46,085
Gasoline, lubricants, fuel oil	(1)	3	(x)
Other nongrocery items	415	...	...
Not analyzing merchandise line sales	589	4	...
Small single unit stores	15,355	372	...
PEORIA, ILL.			
Large stores and multiunits—			
Analyzing merchandise line sales, total	28,451	113	...
Canned goods, other groceries	16,163	113	28,451
Meats (all kinds), sea food, poultry	8,603	113	28,451
Fresh fruits, vegetables	3,330	107	27,474
Gasoline, lubricants, fuel oil	(1)	2	(x)
Other nongrocery items	355	...	...
Not analyzing merchandise line sales	736	5	...
Small single unit stores	12,585	319	...
PHILADELPHIA, PA.			
Large stores and multiunits—			
Analyzing merchandise line sales, total	328,597	941	...
Canned goods, other groceries	172,884	941	328,597
Meats (all kinds), sea food, poultry	108,489	941	328,597
Fresh fruits, vegetables	44,514	843	315,427
Gasoline, lubricants, fuel oil	112	8	1,255
Other nongrocery items	2,599	...	...
Not analyzing merchandise line sales	6,589	34	...
Small single unit stores	138,520	3,976	...
PHOENIX, ARIZ.			
Large stores and multiunits—			
Analyzing merchandise line sales, total	41,734	157	...
Canned goods, other groceries	25,821	157	41,734
Meats (all kinds), sea food, poultry	10,111	157	41,734
Fresh fruits, vegetables	5,195	151	40,397
Gasoline, lubricants, fuel oil	483	10	1,756
Other nongrocery items	124	...	...
Not analyzing merchandise line sales	542	3	...
Small single unit stores	14,147	413	...
PITTSBURGH, PA.			
Large stores and multiunits—			
Analyzing merchandise line sales, total	253,826	864	...
Canned goods, other groceries	138,514	864	253,826
Meats (all kinds), sea food, poultry	85,757	864	253,826
Fresh fruits, vegetables	27,054	736	231,407
Gasoline, lubricants, fuel oil	761	12	4,971
Other nongrocery items	2,240	...	...
Not analyzing merchandise line sales	5,436	29	...
Small single unit stores	89,797	2,275	...
PORTLAND, OREG.			
Large stores and multiunits—			
Analyzing merchandise line sales, total	103,632	338	...
Canned goods, other groceries	58,956	338	103,632
Meats (all kinds), sea food, poultry	22,150	338	103,632
Fresh fruits, vegetables	11,103	300	96,876
Gasoline, lubricants, fuel oil	138	13	1,443
Other nongrocery items	11,285	...	...
Not analyzing merchandise line sales	348	4	...
Small single unit stores	21,041	535	...
PROVIDENCE, R.I.			
Large stores and multiunits—			
Analyzing merchandise line sales, total	75,839	219	...
Canned goods, other groceries	38,370	219	75,839
Meats (all kinds), sea food, poultry	27,171	219	75,839
Fresh fruits, vegetables	9,311	207	74,431
Gasoline, lubricants, fuel oil	(1)	4	(x)
Other nongrocery items	987	...	...
Not analyzing merchandise line sales	560	3	...
Small single unit stores	35,956	1,044	...
READING, PA.			
Large stores and multiunits—			
Analyzing merchandise line sales, total	19,700	76	...
Canned goods, other groceries	10,997	76	19,700
Meats (all kinds), sea food, poultry	6,308	76	19,700
Fresh fruits, vegetables	2,107	63	18,462
Gasoline, lubricants, fuel oil	(1)	1	(x)
Other nongrocery items	388	...	...
Not analyzing merchandise line sales	202	4	...
Small single unit stores	8,152	221	...
RICHMOND, VA.			
Large stores and multiunits—			
Analyzing merchandise line sales, total	37,887	120	...
Canned goods, other groceries	20,790	120	37,887
Meats (all kinds), sea food, poultry	12,121	120	37,887
Fresh fruits, vegetables	4,779	114	36,588
Gasoline, lubricants, fuel oil	(1)	2	(x)
Other nongrocery items	197	...	...
Not analyzing merchandise line sales	441	2	...
Small single unit stores	17,533	508	...

See footnotes at end of table.

Table 16E.—MERCHANDISE LINE SALES OF LARGE STORES AND MULTIUNITS—FOOD GROUP—KIND OF BUSINESS, FOR SELECTED STANDARD METROPOLITAN AREAS: 1948—Continued

[See text for explanatory material]

GROCERY STORES, WITH FRESH MEAT

Kind of business and merchandise line	Merchandise line sales (Thousand dollars)	Stores reporting merchandise line: Number	Stores reporting merchandise line: Total sales (Thousand dollars)	Merchandise line sales (Thousand dollars)	Stores reporting merchandise line: Number	Stores reporting merchandise line: Total sales (Thousand dollars)	Merchandise line sales (Thousand dollars)	Stores reporting merchandise line: Number	Stores reporting merchandise line: Total sales (Thousand dollars)	Merchandise line sales (Thousand dollars)	Stores reporting merchandise line: Number	Stores reporting merchandise line: Total sales (Thousand dollars)	Merchandise line sales (Thousand dollars)	Stores reporting merchandise line: Number	Stores reporting merchandise line: Total sales (Thousand dollars)
	ROCHESTER, N.Y.			SACRAMENTO, CALIF.			ST. LOUIS, MO.			SALT LAKE CITY, UTAH			SAN ANTONIO, TEX.		
Large stores and multiunits															
Analyzing merchandise line sales, total	[illegible]	1[illegible]	...	45,088	169	...	201,453	711	...	37,884	157	...	45,492	184	...
Canned goods, other groceries	[illegible]	188	55,253	28,707	169	45,088	110,071	711	201,453	22,133	157	37,884	28,870	184	45,492
Meats (all kinds), sea food, poultry	17,[illegible]	188	55,253	10,504	169	45,088	66,133	711	201,453	9,152	157	37,884	12,763	184	45,492
Fresh fruits, vegetables	11,[illegible]	159	50,964	4,377	157	44,846	23,519	683	195,368	5,419	150	36,751	3,630	144	36,030
Gasoline, lubricants, fuel oil	[illegible]	3	(x)	75	7	833	147	15	1,875	(1)	3	(x)	45	9	873
Other nongrocery items	[illegible]11	...	...	1,335	...	...	1,583	...	...	1,180	...	...	184	...	...
Not analyzing merchandise line sales	...	...	...	[illegible]	2	...	4,[illegible]	26	...	...	...	...	538	3	...
Small single unit stores	16,[illegible]	414	...	6,[illegible]	132	...	91,999	2,32[illegible]	...	8,306	192	...	[illegible]1,6[illegible]	677	...
	SAN BERNARDINO, CALIF.			SAN DIEGO, CALIF.			SAN FRANCISCO-OAKLAND, CALIF.			SAN JOSE, CALIF.			SCRANTON, PA.		
Large stores and multiunits															
Analyzing merchandise line sales, total	42,700	133	...	81,561	275	...	277,097	934	...	37,037	136	...	24,323	88	...
Canned goods, other groceries	25,646	133	42,700	49,367	275	81,561	168,333	934	277,097	22,952	136	37,037	13,178	88	24,323
Meats (all kinds), sea food, poultry	1[illegible],591	133	42,700	20,809	275	81,561	69,555	934	277,097	9,526	136	37,037	7,713	88	24,323
Fresh fruits, vegetables	4,[illegible]	122	40,983	10,647	251	77,626	32,068	844	257,094	3,934	105	31,974	3,189	85	23,846
Gasoline, lubricants, fuel oil	[illegible]	9	1,086	(1)	2	(x)	310	15	2,499	101	6	1,008	...	...	...
Other nongrocery items	1,73[illegible]	...	...	738	...	...	6,831	...	...	524	...	...	243	...	...
Not analyzing merchandise line sales	310	2	...	401	4	...	1,707	11	...	4,089	12	...	151	2	...
Small single unit stores	1[illegible],345	325	...	13,517	326	...	28,122	573	...	5,276	107	...	15,380	492	...
	SEATTLE, WASH.			SOUTH BEND, IND.			SPOKANE, WASH.			SPRINGFIELD-HOLYOKE, MASS.			STOCKTON, CALIF.		
Large stores and multiunits															
Analyzing merchandise line sales, total	92,670	317	...	23,600	94	...	23,397	94	...	45,736	139	...	29,125	110	...
Canned goods, other groceries	55,749	317	92,670	13,757	94	23,600	14,354	94	23,397	21,778	139	45,736	17,486	110	29,125
Meats (all kinds), sea food, poultry	23,281	317	92,670	6,839	94	23,600	5,665	94	23,397	16,752	139	45,736	7,522	110	29,125
Fresh fruits, vegetables	12,306	294	89,550	2,848	86	21,613	2,949	86	21,797	6,158	137	45,499	3,120	100	27,851
Gasoline, lubricants, fuel oil	141	7	1,143	(1)	4	(x)	(1)	1	(x)	(1)	2	(x)	(1)	3	(x)
Other nongrocery items	593	...	...	156	...	...	429	...	...	1,048	...	...	997	...	...
Not analyzing merchandise line sales	...	...	...	228	2	...	148	1	...	491	3	...	961	2	...
Small single unit stores	[illegible],31[illegible]	194	...	11,701	261	...	8,033	207	...	21,165	524	...	5,417	118	...
	SYRACUSE, N.Y.			TACOMA, WASH.			TAMPA-ST. PETERSBURG, FLA.			TOLEDO, OHIO			TRENTON, N.J.		
Large stores and multiunits															
Analyzing merchandise line sales, total	43,445	154	...	27,484	100	...	42,895	158	...	49,844	174	...	22,326	47	...
Canned goods, other groceries	25,412	154	43,445	17,168	100	27,484	24,490	158	42,895	27,161	174	49,844	12,768	47	22,326
Meats (all kinds), sea food, poultry	13,333	154	43,445	6,124	100	27,484	12,875	158	42,895	15,399	174	49,844	6,908	47	22,326
Fresh fruits, vegetables	4,4[illegible]	145	42,179	3,098	81	23,457	4,778	141	40,259	6,634	162	48,668	2,619	41	21,523
Gasoline, lubricants, fuel oil	(1)	1	(x)	44	5	[illegible]	105	9	1,055	191	6	974	...	...	...
Other nongrocery items	246	...	...	1,050	...	...	647	...	...	459	...	...	31	...	...
Not analyzing merchandise line sales	[illegible]	[illegible]	...	1,444	6	...	59	1	...	615	2	...	300	1	...
Small single unit stores	12,[illegible]79	31[illegible]	...	7,785	193	...	20,718	700	...	21,189	471	...	9,262	251	...
	TULSA, OKLA.			UTICA-ROME, N.Y.			WASHINGTON, D.C.			WHEELING, W.VA.-STEUBENVILLE, OHIO			WICHITA, KANS.		
Large stores and multiunits															
Analyzing merchandise line sales, total	[illegible]	100	...	34,[illegible]	125	...	221,235	558	...	36,801	183	...	28,588	98	...
Canned goods, other groceries	[illegible]	100	27,670	19,00[illegible]	125	34,022	117,124	558	221,235	20,617	183	36,801	16,173	98	28,589
Meats (all kinds), sea food, poultry	7,[illegible]	100	27,670	11,154	125	34,022	72,368	558	221,235	10,703	183	36,801	8,142	98	28,588
Fresh fruits, vegetables	3,[illegible]	92	25,56[illegible]	3,666	101	30,282	30,131	548	219,697	4,439	172	34,476	4,189	96	28,109
Gasoline, lubricants, fuel oil	(1)	3	(x)	(1)	3	(x)	466	9	1,755	100	36	2,214	...	...	...
Other nongrocery items	[illegible]71	...	...	200	...	...	1,146	...	...	942	...	...	84	...	...
Not analyzing merchandise line sales	196	2	...	...	...	...	1,91[illegible]	13	...	643	10	...	...	...	...
Small single unit stores	14,[illegible]	442	...	14,[illegible]65	405	...	43,998	994	...	21,197	612	...	9,979	260	...
	WILKES-BARRE-HAZLETON, PA.			WILMINGTON, DEL.			WORCESTER, MASS.			YORK, PA.			YOUNGSTOWN, OHIO		
Large stores and multiunits															
Analyzing merchandise line sales, total	[illegible]	[illegible]	...	[illegible]	8[illegible]	...	33,[illegible]	11[illegible]	...	10,438	44	...	63,591	219	...
Canned goods, other groceries	[illegible]	15[illegible]	[illegible]	16,800	8[illegible]	[illegible]	17,1[illegible]	118	33,[illegible]	6,020	44	10,438	34,627	219	63,591
Meats (all kinds), sea food, poultry	[illegible]	15[illegible]	[illegible]	9,[illegible]	8[illegible]	[illegible]	11,760	11[illegible]	33,[illegible]	3,2[illegible]	44	10,438	19,270	219	63,591
Fresh fruits, vegetables	[illegible]	156	[illegible]	4,[illegible]	81	[illegible]	[illegible]	115	3[illegible]	1,076	37	9,376	8,864	212	62,517
Gasoline, lubricants, fuel oil	[illegible]	[illegible]	[illegible]	(1)	4	(x)	...	...	...	(1)	4	(x)	129	8	1,033
Other nongrocery items	[illegible]	...	...	[illegible]	...	...	[illegible]71	...	...	[illegible]	...	...	701	...	...
Not analyzing merchandise line sales	[illegible]	[illegible]	...	[illegible]	1	...	[illegible]	[illegible]	...	...	...	...	1,478	10	...
Small single unit stores	[illegible]	[illegible]	...	11,[illegible]	[illegible]	...	1[illegible],11[illegible]	31[illegible]	...	4,93[illegible]	133	...	24,413	658	...

Table 16E.—MERCHANDISE LINE SALES OF LARGE STORES AND MULTIUNITS—FOOD GROUP—KIND OF BUSINESS, FOR SELECTED STANDARD METROPOLITAN AREAS: 1948—Continued

[See text for explanatory material]

Kind of business and merchandise line	Merchandise line sales (Thousand dollars)	Stores reporting merchandise line: Number	Stores reporting merchandise line: Total sales (Thousand dollars)	Merchandise line sales (Thousand dollars)	Stores reporting merchandise line: Number	Stores reporting merchandise line: Total sales (Thousand dollars)	Merchandise line sales (Thousand dollars)	Stores reporting merchandise line: Number	Stores reporting merchandise line: Total sales (Thousand dollars)	Merchandise line sales (Thousand dollars)	Stores reporting merchandise line: Number	Stores reporting merchandise line: Total sales (Thousand dollars)	Merchandise line sales (Thousand dollars)	Stores reporting merchandise line: Number	Stores reporting merchandise line: Total sales (Thousand dollars)
MEAT MARKETS	AKRON, OHIO			ALBANY-SCHENECTADY-TROY, N.Y.			BALTIMORE, MD.			BOSTON, MASS.			BUFFALO, N.Y.		
Large stores and multiunits—															
Analyzing merchandise line sales, total	3,197	21	...	5,869	25	...	9,322	65	...	23,022	114	...	12,900	96	...
Meats (all kinds), sea food, poultry	2,966	21	3,197	5,594	25	5,869	9,150	65	9,322	21,648	114	23,022	12,739	96	12,900
Fresh fruits, vegetables	78	5	819	(1)	4	(x)	(1)	2	(x)	353	14	3,697	(1)	3	(x)
Canned goods, other groceries	80	6	913	119	8	1,501	149	7	1,550	1,021	19	5,528	72	12	1,229
Other sales	73	...	...	156	...	...	23	...	...	...	...	...	89	...	...
Not analyzing merchandise line sales	...	...	...	115	1	...	...	...	...	259	1	...	...	...	...
Small single unit stores	1,614	33	...	4,508	94	...	8,343	217	...	14,640	340	...	12,452	286	...
	CHICAGO, ILL.			CINCINNATI, OHIO			CLEVELAND, OHIO			DETROIT, MICH.			ERIE, PA.		
Large stores and multiunits—															
Analyzing merchandise line sales, total	61,348	414	...	10,170	76	...	15,555	110	...	19,090	117	...	2,198	16	...
Meats (all kinds), sea food, poultry	59,645	414	61,348	9,902	76	10,170	15,205	110	15,555	18,720	117	19,090	2,138	16	2,198
Fresh fruits, vegetables	313	17	3,029	76	5	922	(1)	4	(x)	(1)	3	(x)	...	...	...
Canned goods, other groceries	1,137	92	13,629	149	12	2,800	306	30	4,160	251	28	4,402	(1)	2	(x)
Other sales	253	...	...	43	...	...	44	...	...	119	...	...	60	...	...
Not analyzing merchandise line sales	432	3	...	215	1	...	96	1	...	144	1	...	...	...	...
Small single unit stores	52,215	1,174	...	7,518	167	...	24,200	517	...	9,203	214	...	1,659	42	...
	FRESNO, CALIF.			HARRISBURG, PA.			INDIANAPOLIS, IND.			LANCASTER, PA.			LOS ANGELES, CALIF.		
Large stores and multiunits—															
Analyzing merchandise line sales, total	2,504	10	...	1,260	13	...	2,077	11	...	4,075	59	...	34,795	224	...
Meats (all kinds), sea food, poultry	2,447	10	2,504	1,251	13	1,260	2,037	11	2,077	3,924	59	4,075	33,422	224	34,795
Fresh fruits, vegetables	(1)	2	(x)	...	...	...	(1)	1	(x)	(1)	2	(x)	246	16	4,463
Canned goods, other groceries	(1)	1	(x)	(1)	2	(x)	(1)	3	(x)	145	13	1,316	951	28	5,410
Other sales	57	...	...	9	...	...	40	...	...	6	...	...	176	...	...
Not analyzing merchandise line sales	...	...	...	127	1	...	...	...	...	...	...	...	79	2	...
Small single unit stores	748	12	...	1,644	49	...	1,152	33	...	1,557	43	...	14,506	361	...
	LOUISVILLE, KY.			MIAMI, FLA.			MILWAUKEE, WIS.			MINNEAPOLIS-ST. PAUL, MINN.			NEW ORLEANS, LA.		
Large stores and multiunits—															
Analyzing merchandise line sales, total	2,390	15	...	2,064	11	...	10,215	57	...	15,870	71	...	2,514	29	...
Meats (all kinds), sea food, poultry	2,241	15	2,390	2,038	11	2,064	9,535	57	10,215	14,952	71	15,870	2,443	29	2,514
Fresh fruits, vegetables	(1)	1	(x)	...	...	...	(1)	4	(x)	(1)	4	(x)	(1)	3	(x)
Canned goods, other groceries	84	10	1,245	(1)	1	(x)	633	32	5,001	246	11	4,104	38	5	675
Other sales	65	...	...	26	...	...	47	...	...	672	...	...	33	...	...
Not analyzing merchandise line sales	...	...	...	...	...	...	...	...	...	...	...	...	...	...	...
Small single unit stores	764	16	...	1,564	38	...	7,110	149	...	6,764	130	...	3,248	109	...
	NEW YORK-NORTHEASTERN NEW JERSEY			PHILADELPHIA, PA.			PITTSBURGH, PA.			PORTLAND, OREG.			PROVIDENCE, R.I.		
Large stores and multiunits—															
Analyzing merchandise line sales, total	282,840	1,912	...	22,023	165	...	13,668	57	...	7,854	38	...	3,303	14	...
Meats (all kinds), sea food, poultry	276,477	1,912	282,840	21,238	165	22,023	13,205	57	13,668	7,193	38	7,854	2,996	14	3,303
Fresh fruits, vegetables	3,917	201	23,078	206	9	2,359	(1)	3	(x)	(1)	2	(x)	(1)	3	(x)
Canned goods, other groceries	2,368	194	26,940	540	39	6,956	32	14	3,096	(1)	3	(x)	(1)	4	(x)
Other sales	78	...	...	39	...	...	101	...	...	661	...	...	307	...	...
Not analyzing merchandise line sales	839	5	...	437	3	...	...	...	...	...	...	...	...	...	...
Small single unit stores	273,977	6,758	...	33,423	943	...	14,357	324	...	3,148	74	...	2,409	63	...
	READING, PA.			RICHMOND, VA.			ROCHESTER, N.Y.			ST. LOUIS, MO.			SACRAMENTO, CALIF.		
Large stores and multiunits—															
Analyzing merchandise line sales, total	3,107	26	...	1,700	11	...	5,037	17	...	4,018	24	...	1,968	12	...
Meats (all kinds), sea food, poultry	2,961	26	3,107	1,700	11	1,700	4,859	17	5,037	3,803	24	4,018	1,714	12	1,968
Fresh fruits, vegetables	(1)	1	(x)	...	...	...	(1)	1	(x)	118	5	1,080	(1)	2	(x)
Canned goods, other groceries	(1)	4	(x)	...	...	...	168	8	1,377	88	7	993	(1)	1	(x)
Other sales	146	...	...	...	...	...	10	...	...	9	...	...	254	...	...
Not analyzing merchandise line sales	133	1	...	...	...	...	...	...	...	...	...	...	...	...	...
Small single unit stores	3,303	85	...	1,115	25	...	3,282	71	...	2,576	64	...	1,409	32	...
	SAN DIEGO, CALIF.			SAN FRANCISCO-OAKLAND, CALIF.			SAN JOSE, CALIF.			SEATTLE, WASH.			SYRACUSE, N.Y.		
Large stores and multiunits—															
Analyzing merchandise line sales, total	2,494	20	...	33,757	226	...	2,631	13	...	8,492	45	...	4,687	22	...
Meats (all kinds), sea food, poultry	2,367	20	2,494	32,011	226	33,757	2,427	13	2,631	8,214	45	8,492	4,448	22	4,687
Fresh fruits, vegetables	(1)	1	(x)	725	23	3,928	(1)	2	(x)	(1)	1	(x)	(1)	4	(x)
Canned goods, other groceries	...	...	...	359	16	2,733	(1)	2	(x)	(1)	1	(x)	59	5	759
Other sales	127	...	...	662	...	...	204	...	...	278	...	...	180	...	...
Not analyzing merchandise line sales	...	...	...	292	1	...	14	1	...	...	...	...	...	...	...
Small single unit stores	1,460	38	...	16,936	396	...	517	17	...	4,273	112	...	1,257	29	...

See footnotes at end of table.

Table 16E.—MERCHANDISE LINE SALES OF LARGE STORES AND MULTIUNITS—FOOD GROUP—KIND OF BUSINESS, FOR SELECTED STANDARD METROPOLITAN AREAS: 1948—Continued

[See text for explanatory material]

Kind of business and merchandise line	Merchandise line sales (Thousand dollars)	Stores reporting merchandise line: Number	Stores reporting merchandise line: Total sales (Thousand dollars)	Merchandise line sales (Thousand dollars)	Stores reporting merchandise line: Number	Stores reporting merchandise line: Total sales (Thousand dollars)	Merchandise line sales (Thousand dollars)	Stores reporting merchandise line: Number	Stores reporting merchandise line: Total sales (Thousand dollars)	Merchandise line sales (Thousand dollars)	Stores reporting merchandise line: Number	Stores reporting merchandise line: Total sales (Thousand dollars)	Merchandise line sales (Thousand dollars)	Stores reporting merchandise line: Number	Stores reporting merchandise line: Total sales (Thousand dollars)
MEAT MARKETS	TOLEDO, OHIO			TRENTON, N.J.			WASHINGTON, D.C.			WHEELING, W.Va.-STEUBENVILLE, OHIO			WILMINGTON, DEL.		
Large stores and multiunits															
Analyzing merchandise line sales, total	1,341	1	...	2,980	14	...	2,195	14	...	1,718	10	...	3,207	15	...
Meats (all kinds), sea food, poultry	1,290	1	1,841	2,852	14	2,98	2,144	14	2,195	1,652	10	1,718	3,197	15	3,207
Fresh fruits, vegetables	(1)	1	(x)	(1)	4	(x)	(1)	1	(x)	(1)	1	(x)	(1)	1	(x)
Canned goods, other groceries	(1)	1	(x)	(1)	4	(x)	(1)	3	(x)	(1)	3	(x)	(1)	1	(x)
Other sales	51	...	...	128	...	...	51	...	...	66	...	...	10	...	...
Not analyzing merchandise line sales	...	...	...	470	1	...	...	...	...	...	...	...	152	4	...
Small single unit stores	822	16	...	1,077	29	...	1,129	61	...	962	23	...	1,067	25	...
	YORK, PA.														
Large stores and multiunits															
Analyzing merchandise line sales, total	2,801	34	...												
Meats (all kinds), sea food, poultry	2,723	34	2,8												
Fresh fruits, vegetables	(1)	1	(x)												
Canned goods, other groceries	70	6	642												
Other sales	8	...	...												
Not analyzing merchandise line sales	...	...	...												
Small single unit stores	1,322	46	...												

See footnotes at end of table.

Table 16E.—MERCHANDISE LINE SALES OF LARGE STORES AND MULTIUNITS—FOOD GROUP—KIND OF BUSINESS, FOR SELECTED STANDARD METROPOLITAN AREAS: 1948—Continued

[See text for explanatory material]

Kind of business and merchandise line	Merchandise line sales (Thousand dollars)	Stores reporting merchandise line: Number	Stores reporting merchandise line: Total sales (Thousand dollars)	Merchandise line sales (Thousand dollars)	Stores reporting merchandise line: Number	Stores reporting merchandise line: Total sales (Thousand dollars)	Merchandise line sales (Thousand dollars)	Stores reporting merchandise line: Number	Stores reporting merchandise line: Total sales (Thousand dollars)	Merchandise line sales (Thousand dollars)	Stores reporting merchandise line: Number	Stores reporting merchandise line: Total sales (Thousand dollars)	Merchandise line sales (Thousand dollars)	Stores reporting merchandise line: Number	Stores reporting merchandise line: Total sales (Thousand dollars)
FISH (SEA FOOD) MARKETS	BALTIMORE, MD.			BOSTON, MASS.			CHICAGO, ILL.			LOS ANGELES, CALIF.			LOUISVILLE, KY.		
Large stores and multiunits															
Analyzing merchandise line sales, total	1,568	15	...	1,517	13	...	1,902	37	...	799	11	...	852	10	...
Sea food, meats (all kinds), poultry	1,514	15	1,568	1,357	13	1,517	1,826	37	1,902	799	11	799	779	10	852
Fresh fruits, vegetables	(1)	3	(x)	(1)	2	(x)	(1)	1	(x)	...	...	...	...	...	...
Canned goods, other groceries	(1)	2	(x)	40	5	469	(1)	3	(x)	...	...	...	...	...	...
Other sales	54	...	...	120	...	...	76	...	...	...	...	...	73	...	...
Not analyzing merchandise line sales	...	...	...	...	...	...	41	1	...	...	...	...	...	...	...
Small single unit stores	1,943	119	...	3,597	180	...	3,595	160	...	1,459	64	...	16	2	...
	NEW YORK-NORTHEASTERN NEW JERSEY			PHILADELPHIA, PA.			SAN FRANCISCO-OAKLAND, CALIF.			WASHINGTON, D.C.					
Large stores and multiunits															
Analyzing merchandise line sales, total	10,06	117	...	685	10	...	2,957	20	...	1,850	15	...			
Sea food, meats (all kinds), poultry	9,668	117	10,063	678	10	685	2,945	20	2,957	1,850	15	1,850			
Fresh fruits, vegetables	276	3	878	...	...	...	...	...	...	...	...	...			
Canned goods, other groceries	103	9	945	(1)	4	(x)	...	...	...	...	...	...			
Other sales	78	...	...	7	...	...	12	...	...	...	...	...			
Not analyzing merchandise line sales	...	...	...	...	...	...	...	...	...	...	...	...			
Small single unit stores	25,775	1,19	...	2,407	175	...	1,576	49	...	677	26	...			

See footnotes at end of table.

Table 16E.—MERCHANDISE LINE SALES OF LARGE STORES AND MULTIUNITS—FOOD GROUP—KIND OF BUSINESS, FOR SELECTED STANDARD METROPOLITAN AREAS: 1948—Continued

[See text for explanatory material]

Kind of business and merchandise line	Merchandise line sales (Thousand dollars)	Stores reporting merchandise line: Number	Stores reporting merchandise line: Total sales (Thousand dollars)	Merchandise line sales (Thousand dollars)	Stores reporting merchandise line: Number	Stores reporting merchandise line: Total sales (Thousand dollars)	Merchandise line sales (Thousand dollars)	Stores reporting merchandise line: Number	Stores reporting merchandise line: Total sales (Thousand dollars)	Merchandise line sales (Thousand dollars)	Stores reporting merchandise line: Number	Stores reporting merchandise line: Total sales (Thousand dollars)	Merchandise line sales (Thousand dollars)	Stores reporting merchandise line: Number	Stores reporting merchandise line: Total sales (Thousand dollars)
FRUIT STORES, VEGETABLE MARKETS	AKRON, OHIO			ALLENTOWN-BETHLEHEM-EASTON, PA.			BOSTON, MASS.			BUFFALO, N.Y.			CHICAGO, ILL.		
Large stores and multiunits—	1,408	12	...	508	16	...	2,819	52	...	1,348	16	...	3,158	34	...
Analyzing merchandise line sales, total	1,378	12	1,408	486	16	508	2,628	42	4,819	1,332	16	1,348	2,964	34	3,158
Fresh fruits, vegetables	(1)	1	(x)	...	...	...	...	...	...	(1)	1	(x)	...	...	...
Meats (all kinds), sea food, poultry	(1)	2	(x)	(1)	2	(x)	(1)	4	(x)	(1)	3	(x)	166	8	646
Canned goods, other groceries	30	...	...	22	...	...	191	...	...	16	...	...	28	...	...
Other sales															
Not analyzing merchandise line sales	...	...	...	...	...	...	...	...	...	...	...	...	...	...	...
Small single unit stores	519	16	...	1,120	49	...	10,292	430	...	4,966	142	...	9,976	412	...
	CINCINNATI, OHIO			DAYTON, OHIO			DETROIT, MICH.			LANCASTER, PA.			LOS ANGELES, CALIF.		
Large stores and multiunits—	1,353	84	...	1,346	24	...	2,270	17	...	884	16	...	13,801	107	...
Analyzing merchandise line sales, total	1,315	84	1,353	1,218	24	1,346	1,455	17	2,270	679	16	884	13,169	107	13,801
Fresh fruits, vegetables	...	...	...	(1)	2	(x)	(1)	4	(x)	(1)	1	(x)	283	8	1,418
Meats (all kinds), sea food, poultry	(1)	3	(x)	(1)	1	(x)	115	5	1,065	...	...	...	312	5	1,240
Canned goods, other groceries	38	...	...	128	...	...	700	...	...	205	...	...	37	...	...
Other sales															
Not analyzing merchandise line sales	...	...	...	...	...	...	...	...	...	...	...	...	55	2	...
Small single unit stores	2,969	189	...	749	39	...	2,700	136	...	825	112	...	6,614	282	...
	MIAMI, FLA.			MILWAUKEE, WIS.			NEW YORK-NORTHEASTERN NEW JERSEY			PHILADELPHIA, PA.			PITTSBURGH, PA.		
Large stores and multiunits—	974	23	...	3,785	15	...	37,988	384	...	5,501	49	...	4,983	47	...
Analyzing merchandise line sales, total	890	23	974	3,155	15	3,785	36,103	384	37,988	4,901	49	5,501	4,777	47	4,983
Fresh fruits, vegetables	...	...	...	(1)	2	(x)	1,224	36	3,142	(1)	4	(x)	(1)	1	(x)
Meats (all kinds), sea food, poultry	84	5	229	181	5	1,426	515	21	2,531	933	9	2,461	163	7	888
Canned goods, other groceries	...	...	...	449	...	...	146	...	...	667	...	...	43	...	...
Other sales															
Not analyzing merchandise line sales	...	...	...	...	...	...	188	1	...	300	1	...	...	...	...
Small single unit stores	1,771	95	...	1,633	36	...	98,710	4,992	...	11,850	688	...	6,639	233	...
	PORTLAND, OREG.			READING, PA.			SAN FRANCISCO-OAKLAND, CALIF.			YORK, PA.					
Large stores and multiunits—	878	11	...	720	21	...	5,254	44	...	622	27	...			
Analyzing merchandise line sales, total	815	11	878	664	21	720	4,549	44	5,254	545	27	622			
Fresh fruits, vegetables	...	...	...	...	...	...	519	5	940	(1)	4	(x)			
Meats (all kinds), sea food, poultry	(1)	1	(x)	(1)	1	(x)	(1)	2	(x)	(1)	1	(x)			
Canned goods, other groceries	63	...	...	56	...	...	186	...	...	77	...	...			
Other sales															
Not analyzing merchandise line sales	...	...	...	...	...	...	101	1	...	...	...	...			
Small single unit stores	1,434	58	...	1,546	195	...	5,453	161	...	511	132	...			

See footnotes at end of table.

Table 16F.—MERCHANDISE LINE SALES OF LARGE STORES AND MULTIUNITS—FOOD GROUP—KIND OF BUSINESS, FOR SELECTED STANDARD METROPOLITAN AREAS, 1948—Continued

[See text for explanatory material]

CANDY, NUT, CONFECTIONERY STORES

Kind of business and merchandise line	AKRON, OHIO: Merchandise line sales (Thousand dollars)	Stores reporting merchandise line: Number	Total sales (Thousand dollars)	ALBANY-SCHENECTADY-TROY, N.Y.: Merchandise line sales (Thousand dollars)	Number	Total sales (Thousand dollars)	ATLANTA, GA.: Merchandise line sales (Thousand dollars)	Number	Total sales (Thousand dollars)	BALTIMORE, MD.: Merchandise line sales (Thousand dollars)	Number	Total sales (Thousand dollars)	BIRMINGHAM, ALA.: Merchandise line sales (Thousand dollars)	Number	Total sales (Thousand dollars)
Large stores and multiunits															
Analyzing merchandise line sales, total	[illegible]	[illegible]	...	[illegible]	[illegible]	...	1,[illegible]	21	...	[illegible]	108	...	1,221	28	...
Candy, nuts, confectionery	[illegible]	[illegible]	[illegible]	1,450	49	1,[illegible]	1,[illegible]	21	1,30[illegible]	[illegible]	108	[illegible]	1,129	28	1,221
Cigars, cigarettes, tobacco	(1)	[illegible]	(x)	183	14	[illegible]	(1)	[illegible]	(x)	217	32	1,379	(1)	2	(x)
Bakery products	...	...	...	(1)	1	(x)	...	...	...	(1)	3	(x)	...	...	...
Fountain and meals	[illegible]	...	[illegible]	[illegible]	6	[illegible]	[illegible]	7	[illegible]03	179	21	[illegible]71	(1)	2	(x)
Canned goods, beverages, other foods	...	...	...	(1)	1	(x)	(1)	1	(x)	(1)	1	(x)	(1)	[illegible]	(x)
Other sales	[illegible]	...	...	[illegible]	...	...	[illegible]	...	...	[illegible]08	...	...	92	...	...
Not analyzing merchandise line sales	...	...	...	...	...	...	...	...	...	...	...	...	...	...	...
Small single unit stores	[illegible]	[illegible]	...	1,710	127	...	1[illegible]9	9	...	11,[illegible]19	932	...	[illegible]67	91	...

Kind of business and merchandise line	BROCKTON, MASS.: Merchandise line sales	Number	Total sales	BRIDGEPORT, CONN.: Merchandise line sales	Number	Total sales	BUFFALO, N.Y.: Merchandise line sales	Number	Total sales	CHARLESTON, W.VA.: Merchandise line sales	Number	Total sales	CHICAGO, ILL.: Merchandise line sales	Number	Total sales
Large stores and multiunits															
Analyzing merchandise line sales, total	[illegible]	1[illegible]	...	1,031	19	...	3,[illegible]2	83	...	[illegible]	14	...	24,944	308	...
Candy, nuts, confectionery	[illegible]	12	[illegible]	721	19	1,[illegible]31	3,101	83	3,7[illegible]	323	14	42[illegible]	22,76[illegible]	308	24,944
Cigars, cigarettes, tobacco	7[illegible]	[illegible]	[illegible]18	46	[illegible]	16[illegible]	[illegible]	8	85[illegible]	35	[illegible]	22	331	20	2,750
Bakery products	(1)	1	(x)	...	...	...	228	8	[illegible]48	...	...	...	(1)	2	(x)
Fountain and meals	14[illegible]	7	60[illegible]	(1)	2	(x)	313	16	[illegible]49	(1)	[illegible]	(x)	1,312	105	7,170
Canned goods, beverages, other foods	(1)	1	(x)	(1)	4	(x)	(1)	1	(x)	[illegible]0	7	80	301	6	2,755
Other sales	1[illegible]3	...	...	[illegible]	...	...	[illegible]3	...	...	[illegible]8	...	...	236	...	...
Not analyzing merchandise line sales	[illegible]63	[illegible]	...	...	...	...	...	...	...	...	...	...	83	1	...
Small single unit stores	[illegible],770	218	...	1,092	[illegible]8	...	3,784	257	...	57[illegible]	[illegible]0	...	20,856	1,441	...

Kind of business and merchandise line	CINCINNATI, OHIO: Merchandise line sales	Number	Total sales	CLEVELAND, OHIO: Merchandise line sales	Number	Total sales	DAVENPORT, IOWA-ROCK ISLAND-MOLINE, ILL.: Merchandise line sales	Number	Total sales	DAYTON, OHIO: Merchandise line sales	Number	Total sales	DENVER, COLO.: Merchandise line sales	Number	Total sales
Large stores and multiunits															
Analyzing merchandise line sales, total	4,26[illegible]	68	...	4,477	[illegible]	...	769	11	...	685	24	...	1,133	15	...
Candy, nuts, confectionery	[illegible],98[illegible]	68	4,26[illegible]	4,09[illegible]	[illegible]	4,477	751	11	769	673	24	685	1,116	15	1,133
Cigars, cigarettes, tobacco	35	8	21[illegible]	(1)	2	(x)	(1)	1	(x)	(1)	1	(x)	(1)	1	(x)
Bakery products	(1)	1	(x)	8[illegible]	5	[illegible]64	...	...	...	...	...	...	...	...	...
Fountain and meals	[illegible]0	[illegible]	187	18	[illegible]	203	...	...	...	(1)	1	(x)	(1)	1	(x)
Canned goods, beverages, other foods	[illegible]	[illegible]	[illegible]	31	7	[illegible]	(1)	1	(x)	...	...	...	...	...	...
Other sales	151	...	...	148	...	...	18	...	...	12	...	...	17	...	...
Not analyzing merchandise line sales	13	1	...	24[illegible]	1	...	...	...	...	...	...	...	...	...	...
Small single unit stores	[illegible],208	177	...	[illegible],233	340	...	361	23	...	755	48	...	632	40	...

Kind of business and merchandise line	DES MOINES, IOWA: Merchandise line sales	Number	Total sales	DETROIT, MICH.: Merchandise line sales	Number	Total sales	DULUTH, MINN.-SUPERIOR, WIS.: Merchandise line sales	Number	Total sales	GRAND RAPIDS, MICH.: Merchandise line sales	Number	Total sales	HARRISBURG, PA.: Merchandise line sales	Number	Total sales
Large stores and multiunits															
Analyzing merchandise line sales, total	[illegible]	10	...	[illegible]3,26[illegible]	122	...	709	19	...	586	12	...	1,018	10	...
Candy, nuts, confectionery	[illegible]2	10	[illegible]	13,263	12[illegible]	[illegible]	[illegible]06	19	709	496	12	586	1,018	10	1,018
Cigars, cigarettes, tobacco	...	...	...	[illegible]	14	751	(1)	3	(x)	(1)	[illegible]	(x)	...	...	...
Bakery products	...	...	...	4,41[illegible]	2[illegible]	14,738	(1)	1	(x)	...	...	...	...	...	...
Fountain and meals	...	...	...	5,00[illegible]	4[illegible]	1[illegible],[illegible]22	...	...	...	(1)	1	(x)	...	...	...
Canned goods, beverages, other foods	...	...	...	19[illegible]	7	1,[illegible]	...	...	...	(1)	1	(x)	...	...	...
Other sales	...	...	...	104	...	...	1[illegible]	...	...	[illegible]0	...	...	...	...	...
Not analyzing merchandise line sales	...	...	...	...	...	...	...	...	...	...	...	...	...	...	...
Small single unit stores	1,[illegible]2	10	...	13,[illegible]8	41[illegible]	...	792	59	...	345	27	...	1,053	82	...

Kind of business and merchandise line	HARTFORD, CONN.: Merchandise line sales	Number	Total sales	HOUSTON, TEX.: Merchandise line sales	Number	Total sales	INDIANAPOLIS, IND.: Merchandise line sales	Number	Total sales	KANSAS CITY, MO.: Merchandise line sales	Number	Total sales	LOS ANGELES, CALIF.: Merchandise line sales	Number	Total sales
Large stores and multiunits															
Analyzing merchandise line sales, total	[illegible]	[illegible]	...	[illegible]	[illegible]	...	[illegible]	24	...	1,018	18	...	10,911	138	...
Candy, nuts, confectionery	[illegible]	[illegible]	[illegible]	[illegible]	2[illegible]	[illegible]	1,76[illegible]	24	[illegible]	[illegible]	18	1,018	9,761	138	10,911
Cigars, cigarettes, tobacco	[illegible]	[illegible]	(x)	[illegible]	[illegible]	88	[illegible]	[illegible]	[illegible]97	(1)	[illegible]	(x)	738	9	[illegible],365
Bakery products	...	...	...	...	...	...	...	...	...	...	...	...	[illegible]	5	171
Fountain and meals	...	...	...	(1)	[illegible]	(x)	(1)	[illegible]	(x)	(1)	1	(x)	84[illegible]	7	379
Canned goods, beverages, other foods	[illegible]	[illegible]	[illegible]	(1)	[illegible]	(x)	(1)	[illegible]	(x)	...	...	...	157	5	[illegible]06
Other sales		...	...	[illegible]	...	...	19[illegible]	...	...	[illegible]6	...	...	125	...	...
Not analyzing merchandise line sales	...	...	...	...	...	...	...	...	...	...	...	...	115	[illegible]	...
Small single unit stores	[illegible]	[illegible]	...	[illegible]	[illegible]	...	[illegible]	[illegible]	...	1,[illegible]	1[illegible]	...	3,188	284	...

Kind of business and merchandise line	LOUISVILLE, KY.: Merchandise line sales	Number	Total sales	MIAMI, FLA.: Merchandise line sales	Number	Total sales	MILWAUKEE, WIS.: Merchandise line sales	Number	Total sales	MINNEAPOLIS-ST. PAUL, MINN.: Merchandise line sales	Number	Total sales	NEW HAVEN, CONN.: Merchandise line sales	Number	Total sales
Large stores and multiunits															
Analyzing merchandise line sales, total	[illegible]	[illegible]	...	[illegible]	[illegible]1	...	3,[illegible]	[illegible]	...	3,[illegible]	[illegible]	...	961	20	...
Candy, nuts, confectionery	[illegible]	[illegible]	[illegible]	[illegible]	[illegible]1	[illegible]	[illegible]	[illegible]	3,[illegible]	[illegible],8[illegible]	[illegible]	3,[illegible]	93[illegible]	20	961
Cigars, cigarettes, tobacco	[illegible]	[illegible]	[illegible]	...	...	...	(1)	[illegible]	(x)	(1)	1	(x)	(1)	1	(x)
Bakery products	[illegible]	...	[illegible]	(1)	1	(x)	(1)	[illegible]	(x)	(1)	[illegible]	(x)	...	...	...
Fountain and meals	[illegible]	[illegible]	[illegible]	(1)	[illegible]	(x)	[illegible]1	1	[illegible]	(1)	[illegible]	(x)	(1)	[illegible]	(x)
Canned goods, beverages, other foods	[illegible]	[illegible]	[illegible]	(1)	[illegible]	(x)	(1)	[illegible]	(x)	(1)	1	(x)	...	...	...
Other sales		...	...	[illegible]	...	...	[illegible]	...	...	[illegible]	...	...	[illegible]	...	...
Not analyzing merchandise line sales	...	...	...	...	...	...	...	...	...	...	...	...	...	...	...
Small single unit stores	[illegible]	[illegible]	...	[illegible]	[illegible]	...	[illegible]	[illegible]	...	1,[illegible]	[illegible]	...	[illegible]	[illegible]	...

Table 16E.—MERCHANDISE LINE SALES OF LARGE STORES AND MULTIUNITS—FOOD GROUP—KIND OF BUSINESS, FOR SELECTED STANDARD METROPOLITAN AREAS: 1948—Continued

[See text for explanatory material]

Kind of business and merchandise line	Merchandise line sales (Thousand dollars)	Stores reporting merchandise line: Number	Stores reporting merchandise line: Total sales (Thousand dollars)
CANDY, NUT, CONFECTIONERY STORES	NEW ORLEANS, LA.		
Large stores and multiunits—			
Analyzing merchandise line sales, total	1,160	11	...
Candy, nuts, confectionery	980	11	1,160
Cigars, cigarettes, tobacco	61	6	378
Bakery products	...	...	...
Fountain and meals	(1)	1	(x)
Canned goods, beverages, other foods	(1)	4	(x)
Other sales	113	...	...
Not analyzing merchandise line sales	139	1	...
Small single unit stores	1,850	264	...
	NEW YORK-NORTHEASTERN NEW JERSEY		
Large stores and multiunits—			
Analyzing merchandise line sales, total	53,247	993	...
Candy, nuts, confectionery	48,600	993	53,247
Cigars, cigarettes, tobacco	1,614	430	12,013
Bakery products	135	17	1,983
Fountain and meals	1,346	153	6,907
Canned goods, beverages, other foods	206	19	2,282
Other sales	1,487	...	...
Not analyzing merchandise line sales	201	4	...
Small single unit stores	109,080	6,656	...
	PHILADELPHIA, PA.		
Large stores and multiunits—			
Analyzing merchandise line sales, total	11,177	141	...
Candy, nuts, confectionery	10,294	141	11,177
Cigars, cigarettes, tobacco	91	14	442
Bakery products	(1)	4	(x)
Fountain and meals	410	23	1,474
Canned goods, beverages, other foods	174	5	410
Other sales	208	...	...
Not analyzing merchandise line sales	14	1	...
Small single unit stores	14,193	1,548	...
	PITTSBURGH, PA.		
Large stores and multiunits—			
Analyzing merchandise line sales, total	5,945	67	...
Candy, nuts, confectionery	5,190	67	5,945
Cigars, cigarettes, tobacco	78	6	437
Bakery products	(1)	2	(x)
Fountain and meals	589	10	1,339
Canned goods, beverages, other foods	...	...	...
Other sales	82	...	...
Not analyzing merchandise line sales	63	4	...
Small single unit stores	14,744	1,243	...
	FORT LAUDERDALE		
Large stores and multiunits—			
Analyzing merchandise line sales, total	1,665	19	...
Candy, nuts, confectionery	1,680	19	1,665
Cigars, cigarettes, tobacco	(1)	2	(x)
Bakery products	...	...	...
Fountain and meals	...	...	...
Canned goods, beverages, other foods	...	...	...
Other sales	79	...	...
Not analyzing merchandise line sales	...	...	...
Small single unit stores	527	43	...
	PROVIDENCE, R.I.		
Large stores and multiunits—			
Analyzing merchandise line sales, total	2,648	34	...
Candy, nuts, confectionery	1,594	34	2,648
Cigars, cigarettes, tobacco	166	11	1,236
Bakery products	187	5	1,037
Fountain and meals	716	6	1,172
Canned goods, beverages, other foods	(1)	2	(x)
Other sales	5	...	...
Not analyzing merchandise line sales	407	2	...
Small single unit stores	2,734	188	...
	RICHMOND, VA.		
Large stores and multiunits—			
Analyzing merchandise line sales, total	1,099	14	...
Candy, nuts, confectionery	1,019	14	1,099
Cigars, cigarettes, tobacco	8	5	27
Bakery products	(1)	1	(x)
Fountain and meals	(1)	2	(x)
Canned goods, beverages, other foods	...	...	...
Other sales	72	...	...
Not analyzing merchandise line sales	...	...	...
Small single unit stores	838	52	...
	ROCHESTER, N.Y.		
Large stores and multiunits—			
Analyzing merchandise line sales, total	1,910	32	...
Candy, nuts, confectionery	1,804	32	1,910
Cigars, cigarettes, tobacco	(1)	2	(x)
Bakery products	...	...	...
Fountain and meals	(1)	2	(x)
Canned goods, beverages, other foods	(1)	1	(x)
Other sales	106	...	...
Not analyzing merchandise line sales	...	...	...
Small single unit stores	1,334	71	...
	ST. LOUIS, MO.		
Large stores and multiunits—			
Analyzing merchandise line sales, total	4,323	30	...
Candy, nuts, confectionery	4,211	30	4,323
Cigars, cigarettes, tobacco	(1)	2	(x)
Bakery products	(1)	3	(x)
Fountain and meals	(1)	2	(x)
Canned goods, beverages, other foods	(1)	1	(x)
Other sales	112	...	...
Not analyzing merchandise line sales	220	3	...
Small single unit stores	7,471	765	...
	SAN DIEGO, CALIF.		
Large stores and multiunits—			
Analyzing merchandise line sales, total	908	20	...
Candy, nuts, confectionery	845	20	908
Cigars, cigarettes, tobacco	...	...	...
Bakery products	...	...	...
Fountain and meals	...	...	...
Canned goods, beverages, other foods	...	...	...
Other sales	61	...	...
Not analyzing merchandise line sales	...	...	...
Small single unit stores	514	28	...
	SAN FRANCISCO-OAKLAND, CALIF.		
Large stores and multiunits—			
Analyzing merchandise line sales, total	8,308	88	...
Candy, nuts, confectionery	7,324	88	8,308
Cigars, cigarettes, tobacco	(1)	4	(x)
Bakery products	(1)	2	(x)
Fountain and meals	382	6	1,853
Canned goods, beverages, other foods	(1)	1	(x)
Other sales	600	...	...
Not analyzing merchandise line sales	...	...	...
Small single unit stores	2,257	157	...
	SEATTLE, WASH.		
Large stores and multiunits—			
Analyzing merchandise line sales, total	917	21	...
Candy, nuts, confectionery	805	21	917
Cigars, cigarettes, tobacco	(1)	3	(x)
Bakery products	...	...	...
Fountain and meals	(1)	1	(x)
Canned goods, beverages, other foods	...	...	...
Other sales	52	...	...
Not analyzing merchandise line sales	...	...	...
Small single unit stores	481	33	...
	SYRACUSE, N.Y.		
Large stores and multiunits—			
Analyzing merchandise line sales, total	1,392	18	...
Candy, nuts, confectionery	1,392	18	1,392
Cigars, cigarettes, tobacco	...	...	...
Bakery products	...	...	...
Fountain and meals	...	...	...
Canned goods, beverages, other foods	...	...	...
Other sales	...	...	...
Not analyzing merchandise line sales	...	...	...
Small single unit stores	473	36	...
	TOLEDO, OHIO		
Large stores and multiunits—			
Analyzing merchandise line sales, total	1,097	21	...
Candy, nuts, confectionery	983	21	1,097
Cigars, cigarettes, tobacco	(1)	2	(x)
Bakery products	(1)	1	(x)
Fountain and meals	(1)	3	(x)
Canned goods, beverages, other foods	(1)	1	(x)
Other sales	114	...	...
Not analyzing merchandise line sales	...	...	...
Small single unit stores	1,918	91	...
	TRENTON, N.J.		
Large stores and multiunits—			
Analyzing merchandise line sales, total	861	15	...
Candy, nuts, confectionery	809	15	861
Cigars, cigarettes, tobacco	25	8	166
Bakery products	...	...	...
Fountain and meals	...	...	...
Canned goods, beverages, other foods	(1)	1	(x)
Other sales	31	...	...
Not analyzing merchandise line sales	...	...	...
Small single unit stores	1,387	108	...
	UTICA-ROME, N.Y.		
Large stores and multiunits—			
Analyzing merchandise line sales, total	547	19	...
Candy, nuts, confectionery	540	19	547
Cigars, cigarettes, tobacco	(1)	3	(x)
Bakery products	...	...	...
Fountain and meals	(1)	2	(x)
Canned goods, beverages, other foods	...	...	...
Other sales	7	...	...
Not analyzing merchandise line sales	...	...	...
Small single unit stores	528	50	...
	WASHINGTON, D.C.		
Large stores and multiunits—			
Analyzing merchandise line sales, total	5,362	102	...
Candy, nuts, confectionery	4,187	102	5,362
Cigars, cigarettes, tobacco	400	62	1,446
Bakery products	176	62	1,372
Fountain and meals	387	66	1,436
Canned goods, beverages, other foods	(1)	2	(x)
Other sales	212	...	...
Not analyzing merchandise line sales	...	...	...
Small single unit stores	1,657	75	...
	WORCESTER, MASS.		
Large stores and multiunits—			
Analyzing merchandise line sales, total	414	16	...
Candy, nuts, confectionery	895	16	914
Cigars, cigarettes, tobacco	(1)	1	(x)
Bakery products	...	...	...
Fountain and meals	(1)	2	(x)
Canned goods, beverages, other foods	...	...	...
Other sales	19	...	...
Not analyzing merchandise line sales	...	...	...
Small single unit stores	602	37	...
	YORK, PA.		
Large stores and multiunits—			
Analyzing merchandise line sales, total	481	17	...
Candy, nuts, confectionery	473	17	481
Cigars, cigarettes, tobacco	(1)	2	(x)
Bakery products	...	...	...
Fountain and meals	(1)	1	(x)
Canned goods, beverages, other foods	...	...	...
Other sales	8	...	...
Not analyzing merchandise line sales	...	...	...
Small single unit stores	471	31	...
	YOUNGSTOWN, OHIO		
Large stores and multiunits—			
Analyzing merchandise line sales, total	1,725	26	...
Candy, nuts, confectionery	1,482	26	1,725
Cigars, cigarettes, tobacco	35	4	150
Bakery products	76	6	178
Fountain and meals	65	8	233
Canned goods, beverages, other foods	(1)	3	(x)
Other sales	67	...	...
Not analyzing merchandise line sales	...	...	...
Small single unit stores	1,300	93	...

See footnotes at end of table.

Table 16E.—MERCHANDISE LINE SALES OF LARGE STORES AND MULTIUNITS—FOOD GROUP—KIND OF BUSINESS, FOR SELECTED STANDARD METROPOLITAN AREAS: 1948—Continued

[See text for explanatory material]

Column key for each area: Merchandise line sales (Thousand dollars) | Stores reporting merchandise line: Number | Stores reporting merchandise line: Total sales (Thousand dollars)

DAIRY PRODUCTS STORES

Kind of business and merchandise line	AKRON, OHIO: Merchandise line sales	Number	Total sales	BALTIMORE, MD.: Merchandise line sales	Number	Total sales	BOSTON, MASS.: Merchandise line sales	Number	Total sales	CANTON, OHIO: Merchandise line sales	Number	Total sales	CHARLESTON, W. VA.: Merchandise line sales	Number	Total sales
Large stores and multiunits															
Analyzing merchandise line sales, total	[illegible]	[illegible]	...	[illegible]	[illegible]	...	10,481	89	...	[illegible],208	21	...	416	10	...
Milk and cream	[illegible]	[illegible]	[illegible]	1[illegible]	38	[illegible]	764	[illegible]	[illegible],198	722	20	2,090	125	10	416
Ice cream, frozen custard, etc	[illegible]	[illegible]	[illegible]	[illegible]	[illegible]	[illegible]	120	[illegible]	128	458	18	1,874	166	10	416
Other dairy products	[illegible]	[illegible]	[illegible]	[illegible]	40	1,8[illegible]	6,099	81	10,059	[illegible]	18	1,912	62	10	416
Eggs	[illegible]	[illegible]	[illegible]	[illegible]	[illegible]	1,[illegible]	1,948	8[illegible]	10,353	[illegible]	16	1,596	21	10	416
Groceries, other foods	[illegible]	[illegible]	[illegible]	(1)	1	(x)	740	[illegible]	1,942	12[illegible]	16	1,431	...	...	...
Other sales	[illegible]	...	...	1[illegible]	...	...	810	...	...	311	...	...	42	...	...
Not analyzing merchandise line sales	...	...	...	...	...	...	...	...	...	[illegible]48	[illegible]	...	...	...	...
Small single unit stores	[illegible]	[illegible]	...	1,[illegible]	[illegible]	...	490	1[illegible]	...	596	15	...	134	6	...

Kind of business and merchandise line	CHICAGO, ILL.: Merchandise line sales	Number	Total sales	CINCINNATI, OHIO: Merchandise line sales	Number	Total sales	CLEVELAND, OHIO: Merchandise line sales	Number	Total sales	DETROIT, MICH.: Merchandise line sales	Number	Total sales	HUNTINGTON, W. VA.-ASHLAND, KY.: Merchandise line sales	Number	Total sales
Large stores and multiunits															
Analyzing merchandise line sales, total	[illegible]	[illegible]	...	[illegible]	34	...	[illegible],84[illegible]	[illegible]	...	[illegible]	9[illegible]	...	127	10	...
Milk and cream	[illegible]	38	[illegible]	(1)	3	(x)	1,276	37	4,2[illegible]	3,740	87	[illegible],957	54	10	127
Ice cream, frozen custard, etc	[illegible],018	51	[illegible],130	1,1[illegible]	31	2,43[illegible]	1,44[illegible]	38	3,445	2,064	88	6,734	73	10	127
Other dairy products	400	29	[illegible],416	425	28	[illegible],359	860	18	2,808	419	62	4,795	15	10	127
Eggs	[illegible]	31	[illegible],874	68	[illegible]	770	208	21	[illegible],909	339	70	4,885	...	...	...
Groceries, other foods	8,[illegible]	34	3,[illegible]	(1)	3	(x)	772	[illegible]8	[illegible],547	569	70	4,695	20	10	127
Other sales	[illegible]	...	...	8[illegible]	...	...	287	...	...	92	...	...	5	...	...
Not analyzing merchandise line sales	[illegible],292	1	...	...	...	...	39	1	...	280	[illegible]	...	...	...	...
Small single unit stores	[illegible]	[illegible]	...	[illegible]	[illegible]	...	[illegible],530	66	...	2,024	71	...	28	4	...

Kind of business and merchandise line	KANSAS CITY, MO.: Merchandise line sales	Number	Total sales	KNOXVILLE, TENN.: Merchandise line sales	Number	Total sales	LOS ANGELES, CALIF.: Merchandise line sales	Number	Total sales	MILWAUKEE, WIS.: Merchandise line sales	Number	Total sales	NEW YORK-NORTHEASTERN NEW JERSEY: Merchandise line sales	Number	Total sales
Large stores and multiunits															
Analyzing merchandise line sales, total	[illegible]	2[illegible]	...	[illegible]	15	...	[illegible],125	1[illegible]	...	9,048	[illegible]	...	34,450	220	...
Milk and cream	[illegible]	3	(x)	(1)	2	(x)	1,[illegible]50	[illegible]	[illegible],442	2,[illegible]8	20	4,301	6,468	162	23,497
Ice cream, frozen custard, etc	[illegible]	[illegible]	72[illegible]	331	13	36[illegible]	1,635	16	3,172	1,016	37	8,217	8,046	46	8,556
Other dairy products	(1)	[illegible]	(x)	...	...	...	(1)	3	(x)	1,787	19	6,501	10,118	173	25,791
Eggs	...	...	...	...	...	...	(1)	3	(x)	638	14	[illegible],953	5,703	162	24,421
Groceries, other foods	(1)	1	(x)	(1)	1	(x)	...	...	...	[illegible],449	16	6,123	3,690	111	17,406
Other sales	1[illegible]8	...	...	[illegible]8	...	...	140	...	...	400	...	...	425	...	...
Not analyzing merchandise line sales	...	...	...	...	...	...	127	[illegible]	...	...	...	...	353	3	...
Small single unit stores	[illegible]1	[illegible]	...	26	2	...	1,595	55	...	1,000	27	...	35,047	1,060	...

Kind of business and merchandise line	NORFOLK-PORTSMOUTH, VA.: Merchandise line sales	Number	Total sales	PEORIA, ILL.: Merchandise line sales	Number	Total sales	PHILADELPHIA, PA.: Merchandise line sales	Number	Total sales	PITTSBURGH, PA.: Merchandise line sales	Number	Total sales	PROVIDENCE, R.I.: Merchandise line sales	Number	Total sales
Large stores and multiunits—															
Analyzing merchandise line sales, total	[illegible]	[illegible]3	...	208	11	...	[illegible],643	[illegible]8	...	16,733	122	...	2,140	10	...
Milk and cream	8[illegible]	[illegible]	215	(1)	2	(x)	513	[illegible]3	1,[illegible]	[illegible],340	115	16,449	(1)	1	(x)
Ice cream, frozen custard, etc	[illegible]	[illegible]3	[illegible]	456	11	808	58	[illegible]	1,354	5,258	120	16,585	(1)	2	(x)
Other dairy products	[illegible]	[illegible]	215	(1)	2	(x)	1,491	2[illegible]	2,33[illegible]	2,597	114	16,551	1,193	8	1,691
Eggs	[illegible]	[illegible]	215	...	...	...	490	23	1,987	716	113	16,169	338	8	1,691
Groceries, other foods	...	...	...	(1)	1	(x)	(1)	1	(x)	2,880	109	14,935	...	...	...
Other sales	[illegible]4	...	...	35[illegible]	...	...	[illegible]1	...	...	2,442	...	...	609	...	...
Not analyzing merchandise line sales	...	...	...	...	...	...	104	1	...	112	1	...	...	...	...
Small single unit stores	[illegible]	[illegible]	...	[illegible]70	[illegible]	...	1,900	77	...	[illegible]	243	...	444	15	...

Kind of business and merchandise line	RICHMOND, VA.: Merchandise line sales	Number	Total sales	ROCHESTER, N.Y.: Merchandise line sales	Number	Total sales	ST. LOUIS, MO.: Merchandise line sales	Number	Total sales	SAN FRANCISCO-OAKLAND, CALIF.: Merchandise line sales	Number	Total sales	SPRINGFIELD-HOLYOKE, MASS.: Merchandise line sales	Number	Total sales
Large stores and multiunits															
Analyzing merchandise line sales, total	[illegible]	[illegible]	...	[illegible]48	[illegible]	...	2,168	[illegible]	...	883	11	...	1,415	11	...
Milk and cream	[illegible]	[illegible]	(x)	[illegible]	1[illegible]	5[illegible]	412	1[illegible]	[illegible]34	(1)	2	(x)	...	...	...
Ice cream, frozen custard, etc	[illegible]	[illegible]	[illegible]	[illegible]	14	[illegible]48	1,[illegible]	[illegible]	[illegible],168	[illegible]	6	116	264	5	414
Other dairy products	...	...	...	[illegible]	1	(x)	[illegible]6	11	[illegible]39	[illegible]	5	76[illegible]	702	[illegible]	1,001
Eggs	...	...	...	[illegible]	1	(x)	(1)	1	(x)	[illegible]	5	767	200	6	1,001
Groceries, other foods	...	...	...	[illegible]	2	(x)	(1)	1	(x)	(1)	2	(x)	(1)	[illegible]	(x)
Other sales	[illegible]	...	...	[illegible]	...	...	[illegible]16	...	...	[illegible]	...	...	249	...	...
Not analyzing merchandise line sales	...	...	...	...	...	...	...	...	...	...	...	...	...	...	...
Small single unit stores	[illegible]	[illegible]	...	[illegible]	1[illegible]	...	1,[illegible]	[illegible]	...	1,[illegible]48	[illegible]8	...	145	6	...

Kind of business and merchandise line	[illegible], OHIO: Merchandise line sales	Number	Total sales	WASHINGTON, D.C.: Merchandise line sales	Number	Total sales	WHEELING, W. VA.-STEUBENVILLE, OHIO: Merchandise line sales	Number	Total sales	WILKES-BARRE-HAZLETON, PA.: Merchandise line sales	Number	Total sales	YOUNGSTOWN, OHIO: Merchandise line sales	Number	Total sales
Large stores and multiunits															
Analyzing merchandise line sales, total	[illegible]	[illegible]	...	[illegible]	[illegible]	...	[illegible]	[illegible]	...	[illegible]8	1[illegible]	...	6,165	[illegible]5	...
Milk and cream	[illegible]	[illegible]	[illegible]	[illegible]	[illegible]	[illegible],8[illegible]	[illegible]	[illegible]	[illegible]	[illegible]	8	[illegible]	2,182	54	6,157
Ice cream, frozen custard, etc	[illegible]	[illegible]	[illegible]	[illegible]	[illegible]	[illegible]	[illegible]	[illegible]	[illegible]	1[illegible]	11	[illegible]5	1,289	54	5,935
Other dairy products	[illegible]	[illegible]	[illegible]	[illegible]	[illegible]	[illegible],88[illegible]	[illegible]	[illegible]	8[illegible]	1[illegible]	6	104	969	55	[illegible],165
Eggs	[illegible]	[illegible]	[illegible]	[illegible]	[illegible]	[illegible],8[illegible]	16	[illegible]	[illegible]41	(1)	1	(x)	158	52	5,784
Groceries, other foods	...	[illegible]	...	(1)	[illegible]	(x)	[illegible]	[illegible]	[illegible]18	(1)	1	(x)	772	5[illegible]	[illegible],900
Other sales	[illegible]	...	...	[illegible]	...	...	1[illegible]8	...	...	[illegible]	...	...	795	...	...
Not analyzing merchandise line sales	...	...	...	...	...	...	...	...	...	...	...	...	216	4	...
Small single unit stores	[illegible]	[illegible]	...	[illegible]	[illegible]	...	[illegible]	1[illegible]	...	1[illegible]8	[illegible]	...	3,186	110	...

Table 16E.—MERCHANDISE LINE SALES OF LARGE STORES AND MULTIUNITS—FOOD GROUP—KIND OF BUSINESS, FOR SELECTED STANDARD METROPOLITAN AREAS: 1948—Continued

[See text for explanatory material]

Kind of business and merchandise line	Merchandise line sales (Thousand dollars)	Stores reporting merchandise line: Number	Stores reporting merchandise line: Total sales (Thousand dollars)
MILK DEALERS			
ALBANY-SCHENECTADY-TROY, N. Y.			
Large stores and multiunits—			
Analyzing merchandise line sales, total	9,817	21	...
Milk and cream	8,694	21	9,817
Ice cream, frozen custard, etc	678	10	1,302
Other dairy products	268	11	5,384
Eggs	146	8	4,620
Other sales	31	...	...
Not analyzing merchandise line sales	...	...	...
Small single unit stores	1,395	31	...
ALLENTOWN-BETHLEHEM-EASTON, PA.			
Large stores and multiunits—			
Analyzing merchandise line sales, total	5,062	17	...
Milk and cream	4,183	17	5,062
Ice cream, frozen custard, etc	(1)	(x)	(x)
Other dairy products	456	7	2,151
Eggs	92	6	2,564
Other sales	336	...	...
Not analyzing merchandise line sales	309	1	...
Small single unit stores	637	15	...
BALTIMORE, MD.			
Large stores and multiunits—			
Analyzing merchandise line sales, total	34,782	13	...
Milk and cream	29,172	13	34,782
Ice cream, frozen custard, etc	(1)	1	x
Other dairy products	2,033	12	34,632
Eggs	774	10	31,213
Other sales	2,103	...	...
Not analyzing merchandise line sales	...	...	...
Small single unit stores	84	3	...
BOSTON, MASS.			
Large stores and multiunits—			
Analyzing merchandise line sales, total	65,064	61	...
Milk and cream	60,061	61	65,064
Ice cream, frozen custard, etc	1,1	4	(x)
Other dairy products	2,672	27	52,401
Eggs	2,623	35	48,163
Other sales	328	...	...
Not analyzing merchandise line sales	3,482	4	...
Small single unit stores	1,109	21	...
BUFFALO, N. Y.			
Large stores and multiunits—			
Analyzing merchandise line sales, total	19,443	34	...
Milk and cream	16,433	34	19,443
Ice cream, frozen custard, etc	856	12	7,312
Other dairy products	988	20	14,411
Eggs	(1)	4	(x)
Other sales	1,166	...	...
Not analyzing merchandise line sales	...	...	...
Small single unit stores	2,350	44	...
CHICAGO, ILL.			
Large stores and multiunits—			
Analyzing merchandise line sales, total	58,827	61	...
Milk and cream	50,937	61	58,827
Ice cream, frozen custard, etc	296	11	5,650
Other dairy products	4,593	43	52,028
Eggs	2,854	42	48,781
Other sales	147	...	...
Not analyzing merchandise line sales	1,027	2	...
Small single unit stores	1,638	42	...
CINCINNATI, OHIO			
Large stores and multiunits—			
Analyzing merchandise line sales, total	15,845	31	...
Milk and cream	12,445	31	15,845
Ice cream, frozen custard, etc	620	5	3,229
Other dairy products	2,221	27	14,657
Eggs	661	27	14,627
Other sales	48	...	...
Not analyzing merchandise line sales	380	1	...
Small single unit stores	420	8	...
CLEVELAND, OHIO			
Large stores and multiunits—			
Analyzing merchandise line sales, total	38,722	39	...
Milk and cream	35,147	39	38,722
Ice cream, frozen custard, etc	576	4	15,142
Other dairy products	2,852	21	31,325
Eggs	(1)	2	(x)
Other sales	147	...	...
Not analyzing merchandise line sales	...	...	...
Small single unit stores	971	18	...
DETROIT, MICH.			
Large stores and multiunits—			
Analyzing merchandise line sales, total	38,098	40	...
Milk and cream	35,056	40	38,698
Ice cream, frozen custard, etc	626	21	5,863
Other dairy products	2,690	29	36,057
Eggs	38	5	2,499
Other sales	288	...	...
Not analyzing merchandise line sales	1,858	3	...
Small single unit stores	849	15	...
GRAND RAPIDS, MICH.			
Large stores and multiunits—			
Analyzing merchandise line sales, total	4,912	14	...
Milk and cream	4,478	14	4,912
Ice cream, frozen custard, etc	(1)	3	(x)
Other dairy products	213	6	2,437
Eggs	(1)	1	(x)
Other sales	221	...	...
Not analyzing merchandise line sales	400	2	...
Small single unit stores	1,317	23	...
HARRISBURG, PA.			
Large stores and multiunits—			
Analyzing merchandise line sales, total	5,512	13	...
Milk and cream	4,857	13	5,512
Ice cream, frozen custard, etc	269	7	4,317
Other dairy products	363	7	4,304
Eggs	...	...	...
Other sales	23	...	...
Not analyzing merchandise line sales	...	...	...
Small single unit stores	690	15	...
HARTFORD, CONN.			
Large stores and multiunits—			
Analyzing merchandise line sales, total	8,137	14	...
Milk and cream	7,359	14	8,137
Ice cream, frozen custard, etc	339	5	3,505
Other dairy products	214	8	6,412
Eggs	225	9	6,742
Other sales	...	...	...
Not analyzing merchandise line sales	...	...	...
Small single unit stores	1,118	15	...
LOS ANGELES, CALIF.			
Large stores and multiunits—			
Analyzing merchandise line sales, total	35,905	34	...
Milk and cream	27,926	34	35,905
Ice cream, frozen custard, etc	500	11	15,104
Other dairy products	3,999	24	33,513
Eggs	3,067	24	33,001
Other sales	413	...	...
Not analyzing merchandise line sales	424	2	...
Small single unit stores	829	20	...
MINNEAPOLIS-ST. PAUL, MINN.			
Large stores and multiunits—			
Analyzing merchandise line sales, total	24,493	14	...
Milk and cream	20,618	14	24,493
Ice cream, frozen custard, etc	(1)	3	(x)
Other dairy products	3,036	12	24,112
Eggs	(1)	3	(x)
Other sales	290	...	...
Not analyzing merchandise line sales	...	...	...
Small single unit stores	648	5	...
NEW YORK-NORTHEASTERN NEW JERSEY			
Large stores and multiunits—			
Analyzing merchandise line sales, total	165,521	202	...
Milk and cream	149,035	202	165,521
Ice cream, frozen custard, etc	371	14	5,453
Other dairy products	7,220	93	138,147
Eggs	4,008	96	137,732
Other sales	4,887	...	...
Not analyzing merchandise line sales	197	2	...
Small single unit stores	12,921	308	...
PHILADELPHIA, PA.			
Large stores and multiunits—			
Analyzing merchandise line sales, total	86,663	85	...
Milk and cream	78,819	85	86,663
Ice cream, frozen custard, etc	470	15	14,279
Other dairy products	5,331	57	79,312
Eggs	1,720	34	42,387
Other sales	323	...	...
Not analyzing merchandise line sales	103	1	...
Small single unit stores	104,905	493	...
PITTSBURGH, PA.			
Large stores and multiunits—			
Analyzing merchandise line sales, total	40,692	45	...
Milk and cream	29,939	45	40,692
Ice cream, frozen custard, etc	2,746	22	31,111
Other dairy products	3,433	27	34,669
Eggs	1,346	24	31,618
Other sales	3,228	...	...
Not analyzing merchandise line sales	484	2	...
Small single unit stores	1,457	30	...
READING, PA.			
Large stores and multiunits—			
Analyzing merchandise line sales, total	4,885	14	...
Milk and cream	4,433	14	4,885
Ice cream, frozen custard, etc	197	5	2,683
Other dairy products	149	7	3,510
Eggs	(1)	2	(x)
Other sales	106	...	...
Not analyzing merchandise line sales	...	...	...
Small single unit stores	50	1	...
ROCHESTER, N. Y.			
Large stores and multiunits—			
Analyzing merchandise line sales, total	7,642	27	...
Milk and cream	7,050	27	7,642
Ice cream, frozen custard, etc	122	9	1,655
Other dairy products	323	10	4,369
Eggs	19	5	949
Other sales	128	...	...
Not analyzing merchandise line sales	...	...	...
Small single unit stores	1,596	32	...
ST. LOUIS, MO.			
Large stores and multiunits—			
Analyzing merchandise line sales, total	25,188	20	...
Milk and cream	19,381	20	25,188
Ice cream, frozen custard, etc	2,285	11	22,485
Other dairy products	3,359	15	23,165
Eggs	39	6	2,563
Other sales	124	...	...
Not analyzing merchandise line sales	947	2	...
Small single unit stores	242	4	...
SAN FRANCISCO-OAKLAND, CALIF.			
Large stores and multiunits—			
Analyzing merchandise line sales, total	14,932	25	...
Milk and cream	12,088	25	14,932
Ice cream, frozen custard, etc	965	10	8,963
Other dairy products	807	19	13,103
Eggs	703	12	9,657
Other sales	369	...	...
Not analyzing merchandise line sales	177	1	...
Small single unit stores	193	4	...
SPRINGFIELD-HOLYOKE, MASS.			
Large stores and multiunits—			
Analyzing merchandise line sales, total	10,313	20	...
Milk and cream	9,365	20	10,313
Ice cream, frozen custard, etc	(1)	2	(x)
Other dairy products	527	8	7,895
Eggs	256	6	6,917
Other sales	165	...	...
Not analyzing merchandise line sales	...	...	...
Small single unit stores	964	23	...
SYRACUSE, N. Y.			
Large stores and multiunits—			
Analyzing merchandise line sales, total	10,054	19	...
Milk and cream	9,156	19	10,054
Ice cream, frozen custard, etc	328	5	4,138
Other dairy products	368	7	6,766
Eggs	(1)	2	(x)
Other sales	202	...	...
Not analyzing merchandise line sales	...	...	...
Small single unit stores	654	12	...
UTICA-ROME, N. Y.			
Large stores and multiunits—			
Analyzing merchandise line sales, total	5,608	14	...
Milk and cream	5,023	14	5,608
Ice cream, frozen custard, etc	(1)	3	(x)
Other dairy products	251	10	4,266
Eggs	38	5	3,470
Other sales	296	...	...
Not analyzing merchandise line sales	...	...	...
Small single unit stores	1,201	27	...
WILKES-BARRE-HAZLETON, PA.			
Large stores and multiunits—			
Analyzing merchandise line sales, total	4,017	13	...
Milk and cream	3,715	13	4,017
Ice cream, frozen custard, etc	(1)	3	(x)
Other dairy products	106	8	2,840
Eggs	(1)	4	(x)
Other sales	196	...	...
Not analyzing merchandise line sales	...	...	...
Small single unit stores	620	14	...
WORCESTER, MASS.			
Large stores and multiunits—			
Analyzing merchandise line sales, total	7,289	15	...
Milk and cream	6,107	15	7,289
Ice cream, frozen custard, etc	...	...	...
Other dairy products	282	7	5,474
Eggs	257	9	5,294
Other sales	643	...	...
Not analyzing merchandise line sales	1,080	4	...
Small single unit stores	1,214	24	...

See footnotes at end of table.

Table 16E.—MERCHANDISE LINE SALES OF LARGE STORES AND MULTIUNITS—FOOD GROUP—KIND OF BUSINESS, FOR SELECTED STANDARD METROPOLITAN AREAS: 1948—Continued

[See text for explanatory material]

Column heads for each area: Merchandise line sales (Thousand dollars); Stores reporting merchandise line: Number; Total sales (Thousand dollars)

BAKERY PRODUCTS STORES

Kind of business and merchandise line	AKRON, OHIO			BALTIMORE, MD.			BOSTON, MASS.			BRIDGEPORT, CONN.			CHICAGO, ILL.		
	Merchandise line sales	Number	Total sales	Merchandise line sales	Number	Total sales	Merchandise line sales	Number	Total sales	Merchandise line sales	Number	Total sales	Merchandise line sales	Number	Total sales
Large stores and multiunits															
Analyzing merchandise line sales, total	[illegible]	[illegible]	...	[illegible]	83	...	8,299	125	...	1,817	33	...	16,870	192	...
Bakery products	[illegible]	[illegible]	[illegible]	2,703	83	2,798	7,795	125	8,299	1,817	33	1,817	16,303	192	16,870
Candy, nuts, confectionery	[illegible]	[illegible]	[illegible]	[illegible]	[illegible]	(x)	78	5	867	...	...	...	28	8	560
Fountain and meals	...	...	...	...	...	...	288	8	967	...	...	...	[illegible]	3	(x)
Canned goods, beverages, other foods	[illegible]	[illegible]	[illegible]	...	...	...	129	8	345	...	...	...	87	6	546
Other sales	[illegible]	...	...	95	...	...	[illegible]	...	...	...	...	...	452	...	...
Not analyzing merchandise line sales	...	...	...	...	...	...	61	[illegible]	...	...	...	...	486	4	...
Small single unit stores	[illegible]	[illegible]	...	[illegible],843	246	...	11,551	449	...	1,259	46	...	37,805	1,051	...

Kind of business and merchandise line	CLEVELAND, OHIO			COLUMBUS, OHIO			DAVENPORT, IOWA-ROCK ISLAND-MOLINE, ILL.			DAYTON, OHIO			DENVER, COLO.		
	Merchandise line sales	Number	Total sales	Merchandise line sales	Number	Total sales	Merchandise line sales	Number	Total sales	Merchandise line sales	Number	Total sales	Merchandise line sales	Number	Total sales
Large stores and multiunits															
Analyzing merchandise line sales, total	[illegible],925	[illegible]	...	549	14	...	584	16	...	603	14	...	548	16	...
Bakery products	[illegible]	123	[illegible]	543	14	549	543	16	584	602	14	603	548	16	548
Candy, nuts, confectionery	[illegible]	21	1,?57	6	6	[illegible]	...	...	...	...	...	...	...	...	...
Fountain and meals	1	1	(x)	...	...	...	...	...	...	[illegible]	1	(x)	...	...	...
Canned goods, beverages, other foods	1	1	(x)	...	...	...	...	...	...	...	...	...	...	...	...
Other sales	[illegible]	...	...	...	...	...	41	...	...	1	...	...	...	...	...
Not analyzing merchandise line sales	...	...	...	156	[illegible]	...	...	...	...	...	...	...	...	...	...
Small single unit stores	8,[illegible]	[illegible]8	...	1,?59	51	...	445	15	...	740	27	...	1,1?8	59	...

Kind of business and merchandise line	DETROIT, MICH.			ERIE, PA.			HARTFORD, CONN.			INDIANAPOLIS, IND.			LOS ANGELES, CALIF.		
	Merchandise line sales	Number	Total sales	Merchandise line sales	Number	Total sales	Merchandise line sales	Number	Total sales	Merchandise line sales	Number	Total sales	Merchandise line sales	Number	Total sales
Large stores and multiunits															
Analyzing merchandise line sales, total	2,89?	41	...	448	14	...	1,648	11	...	1,349	15	...	7,766	158	...
Bakery products	2,86?	41	2,89?	413	14	448	1,626	11	1,648	1,319	15	1,349	7,438	158	7,766
Candy, nuts, confectionery	...	...	...	...	...	...	(1)	1	(x)	...	...	...	223	91	4,085
Fountain and meals	...	...	...	(1)	1	(x)	...	...	...	(1)	1	(x)	(1)	4	(x)
Canned goods, beverages, other foods	[illegible]	1	(x)	...	...	...	...	...	...	...	...	...	(1)	3	(x)
Other sales	26	...	...	35	...	...	22	...	...	30	...	...	105	...	...
Not analyzing merchandise line sales	[illegible]	[illegible]	...	80	3	...	...	...	...	6	1	...	...	...	...
Small single unit stores	9,77?	271	...	[illegible]	36	...	1,265	38	...	1,753	65	...	1[illegible],310	481	...

Kind of business and merchandise line	LOUISVILLE, KY.			MEMPHIS, TENN.			MIAMI, FLA.			MILWAUKEE, WIS.			MINNEAPOLIS-ST. PAUL, MINN.		
	Merchandise line sales	Number	Total sales	Merchandise line sales	Number	Total sales	Merchandise line sales	Number	Total sales	Merchandise line sales	Number	Total sales	Merchandise line sales	Number	Total sales
Large stores and multiunits															
Analyzing merchandise line sales, total	1,11?	[illegible]	...	698	12	...	892	14	...	3,497	38	...	[illegible],001	91	...
Bakery products	98?	[illegible]	1,1??	693	12	698	892	14	892	3,102	38	[illegible],497	2,925	91	[illegible],001
Candy, nuts, confectionery	[illegible]	5	[illegible]	(1)	2	(x)	...	...	...	...	...	...	(1)	1	(x)
Fountain and meals	1	4	(x)	...	...	...	...	...	...	(1)	[illegible]	(x)	...	...	...
Canned goods, beverages, other foods	[illegible]	1	(x)	...	...	...	...	...	...	(1)	[illegible]	(x)	[illegible]	2	(x)
Other sales	[illegible]	...	...	5	...	...	...	...	...	[illegible]	...	...	[illegible]	...	...
Not analyzing merchandise line sales	[illegible]		...	...	...	...	...	...	...	...	...	...	...	...	...
Small single unit stores	[illegible]	[illegible]	...	793	30	...	1,384	61	...	6,584	217	...	4,747	174	...

Kind of business and merchandise line	NEW ORLEANS, LA.			NEW YORK-NORTHEASTERN NEW JERSEY			PHILADELPHIA, PA.			PITTSBURGH, PA.			PORTLAND, OREG.		
	Merchandise line sales	Number	Total sales	Merchandise line sales	Number	Total sales	Merchandise line sales	Number	Total sales	Merchandise line sales	Number	Total sales	Merchandise line sales	Number	Total sales
Large stores and multiunits															
Analyzing merchandise line sales, total	941	14	...	[illegible]	689	...	13,131	126	...	[illegible]	109	...	1,175	30	...
Bakery products	[illegible]	14	941	[illegible]	689	[illegible]	12,460	126	13,131	[illegible],858	109	[illegible],379	1,175	30	1,175
Candy, nuts, confectionery	1	1	(x)	388	[illegible]	[illegible]	573	26	3,580	[illegible]	[illegible]	1,4??	...	...	...
Fountain and meals	...	...	...	[illegible]	[illegible]	[illegible]	[illegible]	10	387	(1)	1	(x)	...	...	...
Canned goods, beverages, other foods	1	1	[illegible]	[illegible]	18	2,5??	(1)	1	(x)	(1)	1	(x)	...	...	...
Other sales	[illegible]	...	...	1,[illegible]	...	...	[illegible]	...	...	[illegible]	...	...	...	...	...
Not analyzing merchandise line sales	...	...	...	[illegible]	[illegible]	...	[illegible]	1	...	...	...	...	...	...	...
Small single unit stores	[illegible]	[illegible]	...	[illegible]	[illegible]	...	[illegible]	[illegible]	...	[illegible]	[illegible]	...	[illegible]	80	...

Kind of business and merchandise line	READING, PA.			ROCHESTER, N.Y.			SALT LAKE CITY, UTAH			SAN FRANCISCO-OAKLAND, CALIF.			SEATTLE, WASH.		
	Merchandise line sales	Number	Total sales	Merchandise line sales	Number	Total sales	Merchandise line sales	Number	Total sales	Merchandise line sales	Number	Total sales	Merchandise line sales	Number	Total sales
Large stores and multiunits															
Analyzing merchandise line sales, total	[illegible]	[illegible]	...	[illegible]	14	...	[illegible]	16	...	[illegible]	89	...	2,502	37	...
Bakery products	[illegible]	[illegible]	[illegible]	[illegible]	14	[illegible]	[illegible]	16	[illegible]	[illegible]	89	5,917	2,134	37	2,502
Candy, nuts, confectionery	...	...	...	...	...	...	[illegible]	1	[illegible]	(1)	2	(x)	223	22	1,141
Fountain and meals	...	...	...	...	...	...	...	...	...	(1)	[illegible]	(x)	(1)	2	(x)
Canned goods, beverages, other foods	...	...	...	...	...	...	...	...	...	(1)	1	(x)	(1)	1	(x)
Other sales	...	...	...	...	...	...	18	...	...	131	...	...	145	...	...
Not analyzing merchandise line sales	[illegible]	[illegible]	...	..	...	...	...	...	...	[illegible]	[illegible]	...	...	...	...
Small single unit stores	[illegible]	[illegible]	...	[illegible]	[illegible]	...	[illegible]	[illegible]	...	[illegible]	[illegible]	...	[illegible],908	31	...

[illegible]

Table 16E.—MERCHANDISE LINE SALES OF LARGE STORES AND MULTIUNITS—FOOD GROUP—KIND OF BUSINESS, FOR SELECTED STANDARD METROPOLITAN AREAS: 1948—Continued

[See text for explanatory material]

Kind of business and merchandise line	Merchandise line sales (Thousand dollars)	Stores reporting merchandise line: Number	Stores reporting merchandise line: Total sales (Thousand dollars)	Merchandise line sales (Thousand dollars)	Stores reporting merchandise line: Number	Stores reporting merchandise line: Total sales (Thousand dollars)	Merchandise line sales (Thousand dollars)	Stores reporting merchandise line: Number	Stores reporting merchandise line: Total sales (Thousand dollars)	Merchandise line sales (Thousand dollars)	Stores reporting merchandise line: Number	Stores reporting merchandise line: Total sales (Thousand dollars)	Merchandise line sales (Thousand dollars)	Stores reporting merchandise line: Number	Stores reporting merchandise line: Total sales (Thousand dollars)
BAKERY PRODUCTS STORES	SPRINGFIELD-HOLYOKE, MASS.			TRENTON, N.J.			WASHINGTON, D.C.			WORCESTER, MASS.			YORK, PA.		
Large stores and multiunits—															
Analyzing merchandise line sales, total	706	17	...	1,244	10	...	2,170	26	...	900	10	...	205	5	...
Bakery products	706	17	706	1,242	10	1,244	1,978	24	2,170	803	10	900	205	5	205
Candy, nuts, confectionery	...	...	...	...	...	...	20	5	610	(1)	3	(x)	...	...	...
Fountain and meals	...	...	...	...	...	...	(1)	3	x	...	...	...	...	...	...
Canned goods, beverages, other foods	...	...	...	...	...	...	(1)	1	(x)	...	...	...	...	...	...
Other sales	...	...	...	2	...	...	172	...	...	27	...	...	...	...	...
Not analyzing merchandise line sales	...	...	...	...	...	...	...	...	...	...	...	...	...	...	...
Small single unit stores	1,801	74	...	1,140	50	...	2,888	86	...	1,275	43	...	447	29	...
	YOUNGSTOWN, OHIO														
Large stores and multiunits—															
Analyzing merchandise line sales, total	629	11	...												
Bakery products	629	10	629												
Candy, nuts, confectionery	...	...	...												
Fountain and meals	...	...	...												
Canned goods, beverages, other foods	...	...	...												
Other sales	...	...	...												
Not analyzing merchandise line sales	46	1	...												
Small single unit stores	1,080	42	...												

See footnotes at end of table.

Table 16E.—MERCHANDISE LINE SALES OF LARGE STORES AND MULTIUNITS—FOOD GROUP—KIND OF BUSINESS, FOR SELECTED STANDARD METROPOLITAN AREAS: 1948—Continued

[See text for explanatory material]

Kind of business and merchandise line	Merchandise line sales (Thousand dollars)	Stores reporting merchandise line: Number	Stores reporting merchandise line: Total sales (Thousand dollars)	Merchandise line sales (Thousand dollars)	Stores reporting merchandise line: Number	Stores reporting merchandise line: Total sales (Thousand dollars)	Merchandise line sales (Thousand dollars)	Stores reporting merchandise line: Number	Stores reporting merchandise line: Total sales (Thousand dollars)	Merchandise line sales (Thousand dollars)	Stores reporting merchandise line: Number	Stores reporting merchandise line: Total sales (Thousand dollars)	Merchandise line sales (Thousand dollars)	Stores reporting merchandise line: Number	Stores reporting merchandise line: Total sales (Thousand dollars)
EGG, POULTRY DEALERS	BALTIMORE, MD.			BOSTON, MASS.			CHICAGO, ILL.			CINCINNATI, OHIO			CLEVELAND, OHIO		
Large stores and multiunits—															
Analyzing merchandise line sales, total	3,108	[illegible]	...	[illegible]	21	...	[illegible]	37	...	[illegible]	14	...	[illegible]	24	...
Eggs	289	14	1,049	149	5	246	701	12	[illegible]	104	3	54	859	14	[illegible]
Poultry	[illegible]	41	[illegible]	[illegible]	19	[illegible]	[illegible]	35	[illegible]	1,057	14	1,436	[illegible]	22	[illegible]
Groceries, other foods	(1)	[illegible]	(x)	(1)	2	(x)	85	5	1,14	(1)	[illegible]	(x)	...	...	...
Other sales	106	...	...	92	...	...	97	...	...	76	...	...	[illegible]	...	...
Not analyzing merchandise line sales	...	...	...	...	...	...	...	...	...	...	...	...	[illegible]	1	...
Small single unit stores	3,034	119	...	1,882	54	...	6,780	241	...	1,044	49	...	[illegible]	141	...
	DAYTON, OHIO			DETROIT, MICH.			LANCASTER, PA.			LOS ANGELES, CALIF.			NEW YORK-NORTHEASTERN NEW JERSEY		
Large stores and multiunits—															
Analyzing merchandise line sales, total	1,074	15	...	[illegible]	19	...	606	11	...	[illegible]	60	...	[illegible]	302	...
Eggs	196	12	220	[illegible]	3	1,01[illegible]	(1)	3	(x)	[illegible]	40	[illegible]	[illegible]	78	[illegible]
Poultry	870	13	1,028	[illegible]	17	[illegible]	[illegible]	10	[illegible]	[illegible]	58	[illegible]	[illegible]	[illegible]	[illegible]
Groceries, other foods	...	...	...	(1)	1	(x)	...	...	...	(1)	3	(x)	164	11	380
Other sales	1[illegible]	...	...	[illegible]	...	...	[illegible]	...	...	[illegible]	...	...	[illegible]	...	...
Not analyzing merchandise line sales	...	...	...	...	...	...	...	...	...	...	...	...	161	[illegible]	...
Small single unit stores	[illegible]	[illegible]	...	[illegible]	156	...	[illegible]	[illegible]	...	[illegible]	16[illegible]	...	[illegible]	[illegible]	...
	PHILADELPHIA, PA.			PITTSBURGH, PA.			SAN FRANCISCO-OAKLAND, CALIF.			WASHINGTON, D. C.					
Large stores and multiunits—															
Analyzing merchandise line sales, total	4,500	40	...	[illegible]	17	...	[illegible]	[illegible]	...	[illegible]	15	...			
Eggs	1,338	[illegible]	[illegible]	436	13	[illegible]	[illegible]	13	2,529	(1)	[illegible]	(x)			
Poultry	[illegible]	[illegible]	[illegible]	[illegible]	17	[illegible]	[illegible]	[illegible]	[illegible]	[illegible]	13	1,[illegible]			
Groceries, other foods	(1)	1	(x)	...	...	...	(1)	4	(x)	...	...	...			
Other sales	241	...	...	...	...	...	150	...	...	1[illegible]	...	...			
Not analyzing merchandise line sales	...	...	...	...	...	...	[illegible]	1	...	187	1	...			
Small single unit stores	[illegible]	[illegible]	...	[illegible]	[illegible]	...	[illegible]	[illegible]	...	[illegible]	[illegible]	...			

See footnotes at end of table.

Table 16E—MERCHANDISE LINE SALES OF LARGE STORES AND MULTIUNITS—FOOD GROUP—KIND OF BUSINESS, FOR SELECTED STANDARD METROPOLITAN AREAS: 1948—Continued

(See text for explanatory material)

Kind of business and merchandise line	Merchandise line sales (Thousand dollars)	Stores reporting merchandise line: Number	Stores reporting merchandise line: Total sales (Thousand dollars)	Merchandise line sales (Thousand dollars)	Stores reporting merchandise line: Number	Stores reporting merchandise line: Total sales (Thousand dollars)	Merchandise line sales (Thousand dollars)	Stores reporting merchandise line: Number	Stores reporting merchandise line: Total sales (Thousand dollars)	Merchandise line sales (Thousand dollars)	Stores reporting merchandise line: Number	Stores reporting merchandise line: Total sales (Thousand dollars)	Merchandise line sales (Thousand dollars)	Stores reporting merchandise line: Number	Stores reporting merchandise line: Total sales (Thousand dollars)
	BALTIMORE, MD.			BOSTON, MASS.			CHICAGO, ILL.			LOS ANGELES, CALIF.			NEW YORK-NORTHEASTERN NEW JERSEY		
DELICATESSEN STORES															
Large stores and multiunits															
Analyzing merchandise line sales, total	1,198	11	...	2,006	15	...	3,382	28	...	3,771	27	...	23,249	174	...
Delicatessen: meats, salads, etc	610	11	1,198	1,480	15	2,006	1,725	28	3,382	2,864	27	3,771	14,627	174	23,249
Candy, nuts, confectionery	(1)	4	(x)	(1)	1	(x)	53	11	1,089	(1)	3	(x)	150	31	4,217
Cigars, cigarettes, tobacco	50	7	869	(1)	2	(x)	84	10	1,244	(1)	3	(x)	155	41	6,487
Bakery products	32	5	456	(1)	2	(x)	213	17	1,861	201	8	1,206	610	50	6,546
Fountain and meals	169	7	809	(1)	3	(x)	345	7	1,138	254	7	962	1,154	28	4,397
Canned goods, beverages, other foods	282	8	931	144	6	924	675	21	2,099	149	8	1,112	5,386	115	14,549
Other sales	55	...	...	382	...	...	287	...	...	303	...	...	1,167	...	...
Not analyzing merchandise line sales	...	...	...	261	2	...	...	...	...	104	1	...	320	2	...
Small single unit stores	3,349	116	...	5,275	163	...	18,521	713	...	3,866	143	...	108,037	2,777	...
	PHILADELPHIA, PA.			SAN FRANCISCO-OAKLAND, CALIF.			YORK, PA.								
Large stores and multiunits—															
Analyzing merchandise line sales, total	1,920	14	...	5,055	35	...	415	23	...						
Delicatessen: meats, salads, etc	891	14	1,420	3,635	35	5,055	415	23	415						
Candy, nuts, confectionery	24	5	747	(1)	4	(x)	...	...	...						
Cigars, cigarettes, tobacco	(1)	4	(x)	15	5	769	...	...	...						
Bakery products	24	6	847	116	5	711	...	...	...						
Fountain and meals	(1)	4	(x)	(1)	2	(x)	...	...	...						
Canned goods, beverages, other foods	543	13	1,812	990	17	2,554	...	...	...						
Other sales	388	...	...	299	...	...	...	...	...						
Not analyzing merchandise line sales	342	1	...	223	3	...	...	...	...						
Small single unit stores	8,986	291	...	6,053	157	...	132	9	...						

x Withheld to avoid disclosure.
1 Combined with "Other sales."
Note: See Explanatory Material for definitions of Standard Metropolitan Areas.

Table 16F.—BAKERY PRODUCT STORES WITH BAKING ON PREMISES—VALUE OF ON-PREMISE PRODUCTION—UNITED STATES AND GEOGRAPHIC DIVISIONS: 1948

[Data based on sample See text for description of sample and other explanatory material.]

Geographic division	Stores reporting value of products baked on premises						Stores not reporting value of products baked on premises	
	Number	Sales, entire year	Bakery products sold			Other sales	Number	Sales, entire year
			Total	Baked on premises	Not baked on premises			
		(Thousand dollars)	(Thousand dollars)	(Thousand dollars)	(Thousand dollars)	(Thousand dollars)		(Thousand dollars)
United States, total	13,612	518,54[illegible]	500,315	[illegible]84,867	15,448	18,231	[illegible],339	77,169
New England	1,037	35,910	34,820	33,400	1,420	1,090	315	[illegible],93[illegible]
Middle Atlantic	4,425	193,609	189,011	183,880	5,131	4,598	523	20,[illegible]00
East North Central	3,224	127,199	121,093	118,019	3,074	6,106	55[illegible]	14,429
West North Central	1,271	40,277	38,935	37,743	1,192	1,342	273	8,60[illegible]
South Atlantic	882	28,715	27,538	26,942	596	1,177	13[illegible]	3,133
East South Central			(Not shown--sampling variability too high)					
West South Central	748	22,649	21,066	20,151	915	983	138	3,427
Mountain			(Not shown--sampling variability too high)					
Pacific	1,343	45,397	44,020	43,050	970	1,377	279	[illegible],[illegible]70

EATING AND DRINKING PLACES

CONTENTS

Table		Page
17A	Merchandise Line Sales--Eating and Drinking Places--United States, by Kind of Business, 1948.	17.02
17B	Merchandise Line Sales--Eating and Drinking Places--Kind of Business, by Geographic Division, 1948	17.02
17C	Merchandise Line Sales of Large Stores and Multiunits, and Small Store Sample--Eating and Drinking Places--Kind of Business, by Geographic Division, 1948	17.04
17D	Merchandise Line Sales of Large Stores and Multiunits--Eating and Drinking Places--Kind of Business, by State, 1948	17.07
17E	Merchandise Line Sales of Large Stores and Multiunits--Eating and Drinking Places--Kind of Business, for Selected Standard Metropolitan Areas, 1948	17.13

INDEX TO KINDS OF BUSINESS

Kind of business	Table 17A	Table 17B	Table 17C	Table 17D	Table 17E
	Page	Page	Page	Page	Page
Restaurants, cafeterias	17.02	...	...	...	...
Caterers	17.02	...	...	...	...
Restaurants, cafeterias, caterers	...	17.02	17.04	17.07	17.13
Lunch counters, refreshment stands	17.02	17.03	17.04	17.09	17.17
Drinking places	17.02	17.03	17.05	17.11	17.19

Table 17A.—MERCHANDISE LINE SALES—EATING AND DRINKING PLACES—UNITED STATES, BY KIND OF BUSINESS: 1948

[Data based on sample. See text for description of sample and other explanatory material.]

Kind of business and merchandise line	Merchandise line sales: Amount (Thousand dollars) (1)	Merchandise line sales: Percent distribution (2)	Stores handling merchandise line: Number (3)	Stores handling merchandise line: Total sales (Thousand dollars) (4)	Col. 1 as per cent of col. 4 (5)
RESTAURANTS, CAFETERIAS					
Stores analyzing merchandise line sales, total	[illegible]	[illegible]	135,425	...	...
Meals	[illegible]	[illegible]	135,[illegible]	[illegible]	...
Beer, wine, liquor (on sale)	[illegible]	4.5	35,661	2,1[illegible],43[illegible]	[illegible].3
Fountain, soft drinks (on sale)	16[illegible]	[illegible].1	44,083	1,[illegible],127	[illegible]
Outside catering (all foods)	[illegible],631	.3	[illegible]	[illegible]	[illegible]
Cigars, cigarettes, tobacco	[illegible]	[illegible]	63,[illegible]	[illegible]	[illegible]
Candy, nuts, confectionery	54,[illegible]	1.1	36,418	1,[illegible]	[illegible]
Groceries, packaged liquors, etc. (off sale)	39,[illegible]	[illegible]	8,174	336,961	11.[illegible]
Other sales	[illegible]	1.[illegible]	...	...	...
Stores not analyzing merchandise line sales	[illegible]	...	[illegible]	...	...
LUNCH COUNTERS, REFRESHMENT STANDS					
Stores analyzing merchandise line sales, total	1,03[illegible],33[illegible]	100.0	52,44[illegible]	...	...
Meals	55[illegible]	53.[illegible]	37,953	777,91[illegible]	[illegible]
Beer, wine, liquor (on sale)	26,438	2.6	4,270	109,42[illegible]	[illegible]
Fountain, soft drinks (on sale)	274,913	26.6	33,020	571,071	48.1
Cigars, cigarettes, tobacco	59,323	5.6	15,[illegible]	476,6[illegible]	1[illegible]
Candy, nuts, confectionery	55,559	5.4	21,184	372,52[illegible]	14.[illegible]
Groceries, packaged liquors, etc. (off sale)	[illegible]	[illegible]	5,333	17[illegible],456	18.[illegible]
Other sales	45,[illegible]	4.4	...	...	...
Stores not analyzing merchandise line sales	2[illegible],072	...	1,503	...	...
CATERERS					
Stores analyzing merchandise line sales, total	69,124	100.0	1,[illegible]	...	...
Outside catering (all foods)	4[illegible],338	6[illegible]	1,[illegible]	[illegible],124	[illegible]
Meals (on sale)	13,[illegible]	1[illegible]	[illegible]	[illegible],447	45.6
Other sales	[illegible],78[illegible]	1[illegible].2	...	...	...
Stores not analyzing merchandise line sales	20[illegible]	...	[illegible]	...	...
DRINKING PLACES					
Stores analyzing merchandise line sales, total	[illegible]3,677	100.0	150,31[illegible]	...	...
Beer, wine, liquor (on-sale)	3,[illegible],261	76.[illegible]	150,312	4,[illegible]3,6[illegible]	76.8
Meals	569,522	13.3	84,529	2,746,783	20.7
Fountain, soft drinks (on sale)	51,272	1.2	34,660	790,807	6.5
Cigars, cigarettes, tobacco	118,974	2.8	73,398	1,973,668	6.0
Candy, nuts, confectionery	36,395	0.8	37,[illegible]25	755,422	4.8
Packaged liquors, groceries, etc. (off sale)	118,709	2.8	21,240	653,003	18.2
Other sales	98,[illegible]54	2.3	...	...	...
Stores not analyzing merchandise line sales	68,464	...	[illegible],225	...	...

Table 17B.—MERCHANDISE LINE SALES—EATING AND DRINKING PLACES—KIND OF BUSINESS, BY GEOGRAPHIC DIVISION: 1948

[Data based on sample. See text for description of sample and other explanatory material.]

RESTAURANTS, CAFETERIAS, CATERERS

Kind of business and merchandise line	NEW ENGLAND: Amount (Thousand dollars) (1)	Percent distribution (2)	Number (3)	Total sales (Thousand dollars) (4)	Col. 1 as per cent of col. 4 (5)	MIDDLE ATLANTIC: Amount (1)	Percent distribution (2)	Number (3)	Total sales (4)	Col. 1 as per cent of col. 4 (5)	EAST NORTH CENTRAL: Amount (1)	Percent distribution (2)	Number (3)	Total sales (4)	Col. 1 as per cent of col. 4 (5)
Stores analyzing merchandise line sales, total	412,850	100.0	8,916	...	...	1,441,434	100.0	25,710	...	...	1,036,240	100.0	24,880	...	...
Meals	323,001	78.2	8,795	407,341	79.3	1,166,545	80.9	25,482	1,429,188	81.6	846,824	81.7	24,764	1,024,635	82.6
Beer, wine, liquor (on sale)	49,085	11.9	2,502	162,922	30.1	155,310	10.8	6,450	643,767	24.1	84,673	8.2	3,905	318,189	26.6
Fountain, soft drinks (on sale)	14,733	3.6	1,824	76,535	19.3	41,036	2.9	6,751	261,555	15.7	29,621	2.9	7,852	235,592	12.6
Outside catering (all foods)	6,581	1.6	271	15,181	43.4	16,270	1.1	739	48,607	33.5	16,725	1.6	1,176	61,059	27.4
Cigars, cigarettes, tobacco	8,902	2.2	3,292	190,847	4.7	25,025	1.7	9,438	657,224	3.8	25,360	2.5	10,873	486,577	5.2
Candy, nuts, confectionery	3,543	0.8	1,317	74,650	4.7	13,877	1.0	4,594	226,233	6.1	10,831	1.0	6,577	237,211	4.6
Groceries, packaged liquors, etc. (off sale)	2,635	0.6	237	17,160	15.4	7,873	0.5	1,092	79,630	9.9	5,601	0.5	1,317	50,080	11.2
Other sales	4,370	1.1	...	...	...	15,498	1.1	...	...	...	16,605	1.6	...	...	...
Stores not analyzing merchandise line sales	10,142	...	216	...	...	14,798	...	437	...	...	21,209	...	634	...	...

Kind of business and merchandise line	WEST NORTH CENTRAL: Amount (1)	Percent distribution (2)	Number (3)	Total sales (4)	Col. 1 as per cent of col. 4 (5)	SOUTH ATLANTIC: Amount (1)	Percent distribution (2)	Number (3)	Total sales (4)	Col. 1 as per cent of col. 4 (5)	EAST SOUTH CENTRAL: Amount (1)	Percent distribution (2)	Number (3)	Total sales (4)	Col. 1 as per cent of col. 4 (5)
Stores analyzing merchandise line sales, total	449,580	100.0	14,632	...	...	607,707	100.0	18,024	...	...	231,818	100.0	9,073	...	...
Meals	362,444	80.6	14,595	448,529	80.9	470,247	77.4	17,948	604,931	77.7	174,704	75.4	9,062	231,770	75.4
Beer, wine, liquor (on sale)	23,641	5.3	2,389	102,046	23.2	60,651	9.9	7,137	270,331	22.4	22,634	9.8	2,795	91,673	24.7
Fountain, soft drinks (on sale)	17,478	3.9	5,768	145,961	12.0	21,605	3.6	7,606	201,639	10.7	10,463	4.5	4,193	84,692	12.4
Outside catering (all foods)	3,773	0.8	509	23,896	15.8	5,453	0.9	816	36,727	14.8	1,411	0.6	238	7,086	19.9
Cigars, cigarettes, tobacco	20,683	4.6	8,926	281,617	7.3	21,896	3.6	10,489	363,176	6.0	12,724	5.5	5,831	150,504	8.4
Candy, nuts, confectionery	8,034	1.8	6,130	169,372	4.7	7,827	1.3	5,837	186,594	4.2	3,558	1.5	3,445	80,294	4.4
Groceries, packaged liquors, etc. (off sale)	2,888	0.6	895	26,998	10.7	7,429	1.2	1,960	58,800	12.6	1,887	0.8	728	14,209	13.4
Other sales	10,639	2.4	...	...	...	12,599	2.1	...	...	...	4,437	1.9	...	...	...
Stores not analyzing merchandise line sales	10,237	...	358	...	...	10,175	...	275	...	...	4,709	...	212	...	...

Kind of business and merchandise line	WEST SOUTH CENTRAL: Amount (1)	Percent distribution (2)	Number (3)	Total sales (4)	Col. 1 as per cent of col. 4 (5)	MOUNTAIN: Amount (1)	Percent distribution (2)	Number (3)	Total sales (4)	Col. 1 as per cent of col. 4 (5)	PACIFIC: Amount (1)	Percent distribution (2)	Number (3)	Total sales (4)	Col. 1 as per cent of col. 4 (5)
Stores analyzing merchandise line sales, total	438,444	100.0	14,758	...	...	186,411	100.0	5,124	...	...	752,477	100.0	15,897	...	...
Meals	351,566	80.2	14,717	437,569	80.3	155,497	83.4	5,103	185,870	83.7	613,487	81.5	15,784	747,001	82.1
Beer, wine, liquor (on sale)	38,781	8.8	5,067	193,177	20.1	13,305	7.1	984	55,269	24.1	74,959	10.0	4,482	315,388	23.8
Fountain, soft drinks (on sale)	14,360	3.3	6,185	162,286	8.8	3,826	2.1	898	34,036	11.2	17,739	2.4	3,321	120,577	14.7
Outside catering (all foods)	2,555	0.6	506	16,022	15.9	1,032	0.6	100	6,885	15.0	8,969	1.2	767	41,939	21.4
Cigars, cigarettes, tobacco	16,827	3.8	8,636	278,809	6.0	4,230	2.3	1,856	85,212	5.0	10,016	1.3	4,470	240,969	4.2
Candy, nuts, confectionery	5,574	1.3	5,376	159,513	3.5	2,122	1.1	970	42,133	5.0	5,198	0.7	2,265	114,483	4.5
Groceries, packaged liquors, etc. (off sale)	2,813	0.6	1,029	25,020	11.2	1,196	0.6	187	10,177	11.8	8,016	1.1	762	59,208	13.5
Other sales	5,968	1.4	...	...	...	5,203	2.8	...	...	...	14,093	1.8	...	...	...
Stores not analyzing merchandise line sales	10,647	...	484	...	...	6,916	...	163	...	...	14,065	...	318	...	...

Table 17B.—MERCHANDISE LINE SALES—EATING AND DRINKING PLACES—KIND OF BUSINESS, BY GEOGRAPHIC DIVISION: 1948—Continued

[Data based on sample. See text for description of sample and other explanatory material.]

Kind of business and merchandise line	Merchandise line sales		Stores handling merchandise line		Col. 1 as per cent of col. 4	Merchandise line sales		Stores handling merchandise line		Col. 1 as per cent of col. 4	Merchandise line sales		Stores handling merchandise line		Col. 1 as per cent of col. 4
	Amount (Thousand dollars)	Percent distribution	Number	Total sales (Thousand dollars)		Amount (Thousand dollars)	Percent distribution	Number	Total sales (Thousand dollars)		Amount (Thousand dollars)	Percent distribution	Number	Total sales (Thousand dollars)	
	(1)	(2)	(3)	(4)	(5)	(1)	(2)	(3)	(4)	(5)	(1)	(2)	(3)	(4)	(5)
LUNCH COUNTERS, REFRESHMENT STANDS	NEW ENGLAND					MIDDLE ATLANTIC					EAST NORTH CENTRAL				
Stores analyzing merchandise line sales, total	83,782	100.0	3,809	...	...	289,730	100.0	11,449	...	...	183,115	100.0	8,456	...	...
Meals	36,274	43.3	2,710	56,449	64.3	155,287	53.6	8,342	215,123	72.2	94,764	51.7	6,141	135,617	69.9
Beer, wine, liquor (on-sale)	1,929	2.3	158	5,867	32.9	3,427	1.2	462	16,027	21.4	4,100	2.2	330	15,664	26.2
Fountain, soft drinks (on-sale)	23,818	28.4	2,356	50,433	47.2	76,776	26.5	7,786	168,917	45.4	54,685	30.0	5,316	107,143	51.0
Cigars, cigarettes, tobacco	5,620	6.7	1,780	39,601	14.2	21,543	7.4	6,164	138,895	15.5	8,096	4.4	3,823	87,074	9.3
Candy, nuts, confectionery	12,255	14.6	1,515	32,550	37.6	15,791	5.4	5,444	115,378	13.7	8,463	4.6	3,418	68,441	12.4
Groceries, packaged liquors, etc. (off-sale)	1,901	2.3	498	11,465	16.6	3,999	1.4	955	19,554	20.5	4,323	2.4	944	19,808	21.8
Other sales	1,985	2.4	...	...	...	12,907	4.5	...	...	...	8,684	4.7	...	...	...
Stores not analyzing merchandise line sales	2,293	...	108	...	...	4,286	...	218	...	...	7,574	...	248	...	...
	WEST NORTH CENTRAL					SOUTH ATLANTIC					EAST SOUTH CENTRAL				
Stores analyzing merchandise line sales, total	82,352	100.0	4,478	...	...	118,071	100.0	7,828	...	...	34,764	100.0	3,209	...	...
Meals	46,657	56.7	3,431	64,155	72.7	56,356	47.7	4,993	85,866	65.6	16,254	46.7	2,212	26,873	60.5
Beer, wine, liquor (on sale)	2,604	3.2	373	10,599	24.6	5,887	5.0	1,327	22,265	26.4	1,070	3.1	237	4,803	22.3
Fountain, soft drinks (on-sale)	20,747	25.2	2,588	45,993	45.1	33,207	28.1	5,548	75,021	44.3	8,544	24.6	2,311	22,515	38.0
Cigars, cigarettes, tobacco	4,308	5.2	2,150	39,660	10.9	8,409	7.1	4,720	65,364	12.9	2,576	7.4	1,774	20,159	12.8
Candy, nuts, confectionery	2,757	3.3	1,778	30,564	9.0	5,619	4.8	3,585	44,989	12.5	4,127	11.9	1,373	12,845	32.1
Groceries, packaged liquors, etc (off sale)	1,217	1.5	390	7,318	16.6	2,814	2.4	1,199	16,565	17.0	700	2.0	368	3,858	18.1
Other sales	4,062	4.9	...	...	...	5,779	4.9	...	...	...	1,488	4.3	...	...	...
Stores not analyzing merchandise line sales	3,091	...	136	...	...	2,246	...	132	...	...	2,055	...	148	...	...
	WEST SOUTH CENTRAL					MOUNTAIN					PACIFIC				
Stores analyzing merchandise line sales, total	57,611	100.0	4,594	...	...	35,151	100.0	1,706	...	...	147,754	100.0	6,467	...	...
Meals	33,180	57.6	3,586	47,034	70.5	21,058	59.9	1,389	28,971	72.7	91,068	61.6	5,044	117,817	77.3
Beer, wine, liquor (on sale)	3,813	6.6	588	14,926	25.6	595	1.7	132	3,308	18.0	3,013	2.0	663	15,963	18.9
Fountain, soft drinks (on-sale)	12,597	21.9	2,832	34,870	36.1	8,102	23.0	828	17,328	46.8	36,432	24.7	3,455	68,851	52.9
Cigars, cigarettes, tobacco	3,180	5.5	2,100	31,989	9.9	1,348	3.8	684	15,294	8.8	3,243	2.2	1,807	38,593	8.4
Candy, nuts, confectionery	1,860	3.2	1,744	18,805	9.9	1,491	4.3	685	14,822	10.1	3,196	2.2	1,642	34,128	9.4
Groceries, packaged liquors, etc. (off-sale)	727	1.3	379	4,638	15.7	802	2.3	152	4,578	17.5	3,721	2.5	448	21,672	17.2
Other sales	2,254	3.9	...	...	...	1,755	5.0	...	...	...	7,081	4.8	...	...	...
Stores not analyzing merchandise line sales	1,601	...	142	...	...	1,188	...	54	...	...	4,738	...	317	...	...
DRINKING PLACES	NEW ENGLAND					MIDDLE ATLANTIC					EAST NORTH CENTRAL				
Stores analyzing merchandise line sales, total	198,424	100.0	6,505	...	...	1,233,544	100.0	39,269	...	...	1,312,343	100.0	42,942	...	...
Beer, wine, liquor (on-sale)	156,540	78.9	6,505	198,424	78.9	969,412	78.6	39,269	1,233,544	78.6	1,026,145	78.2	42,942	1,312,343	78.2
Meals	36,276	18.3	4,852	161,967	22.4	214,562	17.4	32,691	1,066,768	20.1	135,661	10.3	19,745	704,937	19.2
Fountain, soft drinks (on-sale)	856	0.4	665	13,160	6.5	6,724	0.5	5,205	134,742	5.0	15,790	1.2	11,134	303,032	5.2
Cigars, cigarettes, tobacco	2,686	1.4	2,403	67,854	4.0	14,266	1.2	13,442	389,763	3.7	43,915	3.3	24,303	727,663	6.0
Candy, nuts, confectionery	263	0.1	570	10,858	2.4	2,258	0.2	3,546	81,298	2.8	9,976	0.8	12,617	329,083	3.0
Packaged liquors, groceries, etc. (off-sale)	473	0.2	124	2,822	16.8	12,524	1.0	2,656	77,096	16.2	47,249	3.6	9,109	280,441	16.8
Other sales	1,330	0.7	...	...	...	13,798	1.1	...	...	...	33,607	2.6	...	...	...
Stores not analyzing merchandise line sales	2,795	...	79	...	...	10,765	...	346	...	...	20,622	...	642	...	...
	WEST NORTH CENTRAL					SOUTH ATLANTIC					EAST SOUTH CENTRAL				
Stores analyzing merchandise line sales, total	407,248	100.0	15,585	...	...	264,196	100.0	12,000	...	...	91,382	100.0	4,611	...	...
Beer, wine, liquor (on-sale)	303,794	74.6	15,585	407,248	74.6	184,999	70.0	12,000	264,196	70.0	63,128	69.1	4,611	91,382	69.1
Meals	31,711	7.8	4,588	131,908	24.0	36,126	13.7	5,876	162,474	22.2	15,078	16.5	2,649	65,636	23.0
Fountain, soft drinks (on-sale)	7,907	1.9	4,932	105,213	7.5	6,379	2.4	3,938	63,502	10.0	2,795	3.1	1,911	36,360	7.7
Cigars, cigarettes, tobacco	22,531	5.5	10,526	264,107	8.5	9,605	3.6	6,672	139,193	6.9	4,303	4.7	2,781	59,139	7.3
Candy, nuts, confectionery	5,973	1.5	5,726	121,134	4.9	3,061	1.2	3,043	48,955	6.2	926	1.0	1,279	25,102	3.7
Packaged liquors, groceries, etc. (off-sale)	22,645	5.6	3,179	107,632	21.0	15,430	5.8	2,608	70,303	21.9	1,865	2.0	455	10,941	17.1
Other sales	12,687	3.1	...	...	...	8,596	3.3	...	...	...	3,287	3.6	...	...	...
Stores not analyzing merchandise line sales	6,860	...	259	...	...	4,946	...	164	...	...	2,329	...	55	...	...
	WEST SOUTH CENTRAL					MOUNTAIN					PACIFIC				
Stores analyzing merchandise line sales, total	186,901	100.0	11,628	...	...	169,778	100.0	5,609	...	...	419,861	100.0	12,163	...	...
Beer, wine, liquor (on-sale)	135,719	72.6	11,628	186,901	72.6	129,736	76.4	5,609	169,778	76.4	320,788	76.4	12,163	419,861	76.4
Meals	23,835	12.8	4,486	83,501	28.5	15,912	9.4	1,843	67,278	23.7	60,361	14.4	7,799	302,314	20.0
Fountain, soft drinks (on-sale)	5,830	3.1	3,921	62,283	9.4	2,070	1.2	1,195	31,542	6.6	3,521	0.8	1,759	47,973	7.3
Cigars, cigarettes, tobacco	6,886	3.7	5,951	103,622	6.6	5,494	3.2	3,027	86,238	6.4	9,188	2.2	4,195	136,089	6.8
Candy, nuts, confectionery	9,941	5.3	2,660	37,614	26.4	1,712	1.0	1,571	42,461	4.0	2,275	0.5	2,013	58,917	3.9
Packaged liquors, groceries, etc. (off-sale)	3,484	1.9	1,151	22,517	15.5	4,508	2.7	674	22,463	20.1	10,591	2.5	1,284	58,788	17.9
Other sales	1,206	0.6	...	...	...	10,346	6.1	...	...	...	13,197	3.2	...	...	...
Stores not analyzing merchandise line sales	6,202	...	276	...	...	5,026	...	141	...	...	8,919	...	263	...	...

Table 17C.—MERCHANDISE LINE SALES OF LARGE STORES AND MULTIUNITS, AND SMALL STORE SAMPLE—EATING AND DRINKING PLACES—KIND OF BUSINESS, BY GEOGRAPHIC DIVISION: 1948

[See text for explanatory material and description of sample data included]

Kind of business and merchandise line	Large stores and multiunits			Sample of small single unit stores				Large stores and multiunits			Sample of small single unit stores			
	Merchandise line sales	Stores reporting merchandise line		Merchandise line sales		Stores reporting merchandise line		Merchandise line sales	Stores reporting merchandise line		Merchandise line sales		Stores reporting merchandise line	
	(Thousand dollars)	Number	Total sales (Thousand dollars)	Amount (Thousand dollars)	Percent distribution	Number	Total sales (Thousand dollars)	(Thousand dollars)	Number	Total sales (Thousand dollars)	Amount (Thousand dollars)	Percent distribution	Number	Total sales (Thousand dollars)
	(1)	(2)	(3)	(4)	(5)	(6)	(7)	(1)	(2)	(3)	(4)	(5)	(6)	(7)
RESTAURANTS, CAFETERIAS, CATERERS	UNITED STATES							NEW ENGLAND						
Stores analyzing merchandise line sales, total	2,505,471	17,154	...	305,149	100.0	11,986	...	185,800	1,336	...	22,705	100.0	758	...
Meals	2,016,895	17,020	2,482,454	244,742	80.2	11,923	303,388	147,031	1,305	181,521	17,597	77.5	749	22,582
Beer, wine, liquor (on sale)	271,729	6,371	1,221,875	25,131	8.2	2,934	93,043	20,135	462	83,262	2,895	12.8	204	7,966
Fountain, soft drinks (on-sale)	50,241	3,518	387,262	12,062	4.0	4,088	93,535	4,923	224	28,705	981	4.3	160	4,783
Outside catering (all foods)	36,089	802	132,990	2,668	0.9	432	12,441	4,881	71	10,471	170	0.7	20	471
Cigars, cigarettes, tobacco	47,283	7,980	1,295,415	9,838	3.2	5,583	143,952	3,522	642	107,347	538	2.4	265	8,350
Candy, nuts, confectionery	22,744	3,661	502,453	3,782	1.2	3,285	78,803	1,633	227	38,950	191	0.8	109	3,570
Groceries, packaged liquors, etc. (off sale)	19,288	934	175,194	2,105	0.7	727	16,624	1,545	67	11,190	109	0.5	17	597
Other sales	41,202	...	...	4,821	1.6	...	...	2,130	...	...	224	1.0	...	...
Stores not analyzing merchandise line sales	43,508	397	...	6,549	...	270	...	3,962	36	...	623	...	18	...
	MIDDLE ATLANTIC							EAST NORTH CENTRAL						
Stores analyzing merchandise line sales, total	802,024	4,110	...	63,941	100.0	2,160	...	467,320	3,220	...	56,892	100.0	2,166	...
Meals	646,025	4,062	795,688	52,052	81.4	2,142	63,350	377,524	3,194	459,465	46,930	82.5	2,157	56,517
Beer, wine, liquor (on sale)	98,600	1,780	459,657	5,671	8.9	467	18,411	48,603	925	200,239	3,607	6.4	298	11,795
Fountain, soft drinks (on-sale)	16,156	611	106,235	2,488	3.9	614	15,532	8,681	642	69,942	2,094	3.7	721	16,565
Outside catering (all foods)	9,650	149	29,807	662	1.0	59	1,880	9,195	156	27,739	753	1.3	102	3,332
Cigars, cigarettes, tobacco	10,395	1,738	427,414	1,463	2.3	770	22,981	10,010	1,453	237,687	1,535	2.7	942	24,889
Candy, nuts, confectionery	6,777	564	118,803	710	1.1	403	10,743	4,361	737	95,751	647	1.1	584	14,146
Groceries, packaged liquors, etc. (off sale)	4,523	162	55,140	335	0.5	93	2,449	2,531	157	23,520	307	0.5	116	2,656
Other sales	9,898	...	...	560	0.9	...	...	6,415	...	...	1,019	1.8	...	...
Stores not analyzing merchandise line sales	6,528	67	...	827	...	37	...	6,449	64	...	1,476	...	57	...
	WEST NORTH CENTRAL							SOUTH ATLANTIC						
Stores analyzing merchandise line sales, total	135,290	1,132	...	31,429	100.0	1,350	...	242,717	2,044	...	35,799	100.0	1,598	...
Meals	109,844	1,125	134,349	25,260	80.4	1,347	31,360	204,827	2,038	249,121	26,542	74.1	1,591	35,581
Beer, wine, liquor (on-sale)	11,361	269	46,316	1,228	3.9	212	5,573	21,642	797	104,281	3,901	10.9	634	16,605
Fountain, soft drinks (on-sale)	2,248	248	21,851	1,523	4.9	552	12,411	5,255	566	44,399	1,635	4.6	704	15,724
Outside catering (all foods)	2,043	49	9,716	173	0.6	46	1,418	2,363	96	13,027	309	0.9	72	2,370
Cigars, cigarettes, tobacco	3,393	606	74,257	1,729	5.5	832	20,736	6,556	1,149	141,506	1,534	4.3	934	22,167
Candy, nuts, confectionery	974	300	32,662	706	2.2	583	13,671	2,707	637	72,124	512	1.4	520	11,447
Groceries, packaged liquors, etc. (off sale)	1,498	65	10,408	139	0.4	83	1,659	2,029	160	16,840	540	1.5	180	4,196
Other sales	3,929	...	...	671	2.1	...	...	4,339	...	...	826	2.3	...	...
Stores not analyzing merchandise line sales	3,797	38	...	644	...	32	...	4,495	35	...	568	...	24	...
	EAST SOUTH CENTRAL							WEST SOUTH CENTRAL						
Stores analyzing merchandise line sales, total	71,258	803	...	16,056	100.0	827	...	138,664	1,338	...	29,978	100.0	1,342	...
Meals	56,184	802	71,210	11,852	73.8	826	16,056	115,056	1,337	138,519	23,651	78.8	1,338	29,905
Beer, wine, liquor (on-sale)	6,794	305	32,733	1,584	9.9	249	5,894	11,041	577	65,447	2,774	9.3	449	12,773
Fountain, soft drinks (on-sale)	2,153	283	18,252	831	5.2	391	6,644	3,040	435	38,376	1,132	3.8	575	12,391
Outside catering (all foods)	741	38	3,816	67	0.4	20	327	1,465	66	7,402	109	0.4	44	862
Cigars, cigarettes, tobacco	2,724	491	45,344	1,000	6.2	534	10,516	3,997	796	87,419	1,283	4.3	784	19,139
Candy, nuts, confectionery	738	245	19,104	282	1.8	320	6,119	1,164	426	43,753	441	1.5	495	11,576
Groceries, packaged liquors, etc. (off-sale)	557	58	4,989	133	0.8	67	922	693	79	7,960	212	0.7	95	1,706
Other sales	1,367	...	...	307	1.9	...	...	2,208	...	...	376	1.2	...	...
Stores not analyzing merchandise line sales	1,449	22	...	326	...	19	...	6,027	54	...	1,067	...	43	...
	MOUNTAIN							PACIFIC						
Stores analyzing merchandise line sales, total	73,381	644	...	11,303	100.0	448	...	382,017	2,527	...	37,046	100.0	1,337	...
Meals	59,327	643	73,380	9,617	85.1	446	11,249	301,077	2,514	379,201	31,241	84.3	1,327	36,780
Beer, wine, liquor (on-sale)	6,525	184	27,969	678	5.9	80	2,730	47,029	1,072	202,428	2,793	7.5	341	11,296
Fountain, soft drinks (on-sale)	1,476	118	13,386	235	2.1	78	2,065	6,309	391	46,377	1,143	3.1	293	7,420
Outside catering (all foods)	402	20	3,285	63	0.6	8	360	5,349	157	27,729	362	1.0	61	1,421
Cigars, cigarettes, tobacco	1,750	306	38,262	248	2.2	155	4,695	4,936	800	136,179	508	1.4	367	10,479
Candy, nuts, confectionery	1,022	160	18,343	110	1.0	81	2,379	3,368	365	62,963	183	0.5	190	5,152
Groceries, packaged liquors, etc. (off sale)	296	27	3,487	90	0.8	16	669	5,616	162	41,508	240	0.6	60	1,770
Other sales	2,583	...	...	262	2.3	...	...	8,333	...	...	576	1.6	...	...
Stores not analyzing merchandise line sales	2,116	13	...	480	...	15	...	8,685	68	...	538	...	25	...
	UNITED STATES							NEW ENGLAND						
LUNCH COUNTERS, REFRESHMENT STANDS														
Stores analyzing merchandise line sales, total	313,410	5,986	...	71,892	100.0	4,651	...	23,122	429	...	6,066	100.0	338	...
Meals	183,978	4,053	241,410	36,692	51.0	3,380	53,650	10,124	240	15,449	2,615	43.1	247	4,100
Beer, wine, liquor (on sale)	7,848	450	36,292	1,859	2.6	392	7,313	379	18	1,727	155	2.6	14	414
Fountain, soft drinks (on sale)	78,073	3,400	143,091	19,684	27.4	2,962	44,798	8,558	286	14,483	1,526	25.2	207	3,595
Cigars, cigarettes, tobacco	10,193	2,302	117,999	4,813	6.7	2,270	35,863	920	150	9,451	470	7.7	163	3,015
Candy, nuts, confectionery	11,519	1,844	83,932	4,404	6.1	1,934	28,859	1,265	145	9,900	1,099	18.1	137	2,265
Groceries, packaged liquors, etc. (off sale)	5,834	433	32,466	1,437	2.0	490	7,699	471	38	2,255	143	2.4	46	921
Other sales	15,965	...	...	3,003	4.2	...	...	1,405	...	...	58	0.9	...	...
Stores not analyzing merchandise line sales	10,632	163	...	1,844	...	134	...	963	18	...	133	...	9	...

Table 17C.—MERCHANDISE LINE SALES OF LARGE STORES AND MULTIUNITS, AND SMALL STORE SAMPLE—EATING AND DRINKING PLACES—KIND OF BUSINESS, BY GEOGRAPHIC DIVISION: 1948—Continued

[See text for explanatory material and description of sample data included]

Kind of business and merchandise line	Large stores and multiunits			Sample of small single unit stores				Large stores and multiunits			Sample of small single unit stores			
	Merchandise line sales	Stores reporting merchandise line		Merchandise line sales		Stores reporting merchandise line		Merchandise line sales	Stores reporting merchandise line		Merchandise line sales		Stores reporting merchandise line	
	(Thousand dollars)	Number	Total sales (Thousand dollars)	Amount (Thousand dollars)	Percent distribution	Number	Total sales (Thousand dollars)	(Thousand dollars)	Number	Total sales (Thousand dollars)	Amount (Thousand dollars)	Percent distribution	Number	Total sales (Thousand dollars)
	(1)	(2)	(3)	(4)	(5)	(6)	(7)	(1)	(2)	(3)	(4)	(5)	(6)	(7)
LUNCH COUNTERS, REFRESHMENT STANDS	MIDDLE ATLANTIC							EAST NORTH CENTRAL						
Stores analyzing merchandise line sales, total	84,990	1,259	...	20,474	100.0	1,069	...	64,975	1,146	...	11,814	100.0	726	...
Meals	55,267	882	68,363	10,002	48.9	746	14,676	38,834	891	50,667	5,593	47.4	525	8,495
Beer, wine, liquor (on sale)	1,737	82	8,137	169	0.8	38	784	1,700	50	8,134	240	2.0	28	753
Fountain, soft drinks (on-sale)	18,136	676	34,337	5,864	28.6	711	13,458	15,665	598	27,843	3,902	33.0	472	7,930
Cigars, cigarettes, tobacco	2,273	394	27,715	1,927	9.4	577	11,118	2,306	403	26,084	579	4.9	333	6,093
Candy, nuts, confectionery	3,551	374	21,238	1,224	6.0	507	9,414	2,903	348	17,681	556	4.7	307	5,086
Groceries, packaged liquors, etc. (off-sale)	1,199	55	3,684	280	1.4	40	1,587	383	54	2,998	394	3.3	89	1,681
Other sales	2,827	...	...	1,008	4.9	...	...	3,184	...	...	550	4.7	...	...
Stores not analyzing merchandise line sales	1,406	28	...	288	...	19	...	4,334	38	...	324	...	21	...
	WEST NORTH CENTRAL							SOUTH ATLANTIC						
Stores analyzing merchandise line sales, total	18,652	518	...	6,370	100.0	396	...	35,581	848	...	8,249	100.0	698	...
Meals	10,687	311	13,485	3,597	56.5	312	5,086	18,846	533	25,796	3,751	45.5	446	6,007
Beer, wine, liquor (on-sale)	514	33	2,009	209	3.3	34	859	977	87	4,885	491	6.0	124	1,738
Fountain, soft drinks (on-sale)	4,997	278	7,803	1,575	24.7	231	3,819	10,047	548	19,261	2,316	28.0	500	5,576
Cigars, cigarettes, tobacco	578	190	8,070	373	5.9	196	3,159	1,669	480	16,574	674	8.2	424	4,879
Candy, nuts, confectionery	557	158	5,174	220	3.4	162	2,539	929	355	10,769	474	5.6	323	3,422
Groceries, packaged liquors, etc (off sale)	177	20	1,008	104	1.6	37	631	404	109	4,505	184	2.2	109	1,206
Other sales	1,142	...	...	292	4.6	...	...	2,084	...	...	369	4.5	...	...
Stores not analyzing merchandise line sales	81	6	...	301	...	13	...	346	22	...	190	...	11	...
	EAST SOUTH CENTRAL							WEST SOUTH CENTRAL						
Stores analyzing merchandise line sales, total	9,744	259	...	2,502	100.0	246	...	16,431	464	...	4,118	100.0	413	...
Meals	5,534	172	7,643	1,072	42.8	204	1,923	9,770	336	13,419	2,341	56.8	325	3,312
Beer, wine, liquor (on-sale)	200	27	1,063	87	3.5	31	374	1,013	78	4,876	280	6.8	51	1,005
Fountain, soft drinks (on sale)	2,329	141	4,415	622	24.9	217	1,810	3,467	312	9,880	913	22.2	252	2,499
Cigars, cigarettes, tobacco	536	124	5,189	204	8.1	165	1,447	560	190	8,164	262	6.4	191	2,362
Candy, nuts, confectionery	277	63	2,335	385	15.4	131	1,051	600	174	5,145	126	3.1	157	1,361
Groceries, packaged liquors, etc (off sale)	170	18	628	53	2.1	35	323	157	29	1,008	57	1.4	35	363
Other sales	698	...	...	79	3.2	...	...	864	...	...	139	3.3	...	...
Stores not analyzing merchandise line sales	265	8	...	179	...	14	...	901	12	...	70	...	13	...
	MOUNTAIN							PACIFIC						
Stores analyzing merchandise line sales, total	7,171	156	...	2,798	100.0	155	...	52,744	857	...	9,501	100.0	561	...
Meals	4,078	109	5,371	1,698	60.7	128	2,360	30,838	579	40,717	6,023	63.4	447	7,710
Beer, wine, liquor (on-sale)	195	12	718	40	1.4	12	259	1,133	63	4,743	188	2.0	160	1,122
Fountain, soft drinks (on-sale)	1,602	78	3,348	650	23.2	75	1,398	13,272	485	21,721	2,316	24.4	297	4,713
Cigars, cigarettes, tobacco	348	74	3,934	100	3.6	61	1,136	1,003	207	12,613	224	2.3	160	2,598
Candy, nuts, confectionery	361	65	2,662	113	4.0	62	1,216	1,026	162	9,078	217	2.3	148	2,505
Groceries, packaged liquors, etc (off-sale)	72	12	818	73	2.6	14	376	2,231	98	15,562	149	1.6	35	611
Other sales	515	...	...	124	4.5	...	...	3,241	...	...	384	4.0	...	...
Stores not analyzing merchandise line sales	248	4	...	94	...	5	...	2,088	27	...	265	...	29	...
	UNITED STATES							NEW ENGLAND						
DRINKING PLACES														
Stores analyzing merchandise line sales, total	620,777	8,662	...	366,290	100.0	14,165	...	23,514	285	...	17,491	100.0	622	...
Beer, wine, liquor (on-sale)	424,571	8,662	620,777	286,569	78.2	14,165	366,290	16,480	285	23,514	14,000	80.1	622	17,491
Meals	123,532	5,479	462,003	43,999	12.0	7,905	228,678	6,636	242	21,167	2,964	17.0	461	14,080
Fountain, soft drinks (on-sale)	6,272	1,560	79,387	4,560	1.3	3,310	71,842	46	15	790	81	0.5	65	1,237
Cigars, cigarettes, tobacco	12,974	3,810	261,158	10,590	2.9	6,947	171,251	176	83	7,394	251	1.4	232	6,046
Candy, nuts, confectionery	2,315	1,285	67,182	3,407	0.9	3,174	68,824	3	10	258	26	0.1	56	1,060
Packaged liquors, groceries, etc. (off-sale)	24,209	1,280	109,733	9,450	2.6	1,996	54,427	43	4	472	43	0.2	12	235
Other sales	20,904	...	...	7,715	2.1	...	...	130	...	...	120	0.7	...	...
Stores not analyzing merchandise line sales	16,594	195	...	5,187	...	203	...	845	9	...	195	...	7	...
	MIDDLE ATLANTIC							EAST NORTH CENTRAL						
Stores analyzing merchandise line sales, total	143,964	1,699	...	108,958	100.0	3,757	...	162,123	1,982	...	115,022	100.0	4,096	...
Beer, wine, liquor (on-sale)	99,402	1,699	143,964	87,001	79.8	3,757	108,958	111,875	1,982	162,123	91,427	79.5	4,096	115,022
Meals	38,842	1,501	133,988	17,572	16.1	3,119	93,278	30,741	1,285	117,237	10,502	9.1	1,846	58,770
Fountain, soft drinks (on-sale)	574	145	8,772	615	0.6	506	12,597	1,350	384	23,862	1,444	1.3	1,075	27,917
Cigars, cigarettes, tobacco	986	492	40,313	1,328	1.2	1,295	34,945	4,445	1,103	86,553	3,947	3.4	2,320	64,111
Candy, nuts, confectionery	148	96	4,088	211	0.2	345	7,721	576	397	23,003	940	0.8	1,222	30,608
Packaged liquors, groceries, etc. (off-sale)	1,714	96	7,816	1,081	1.0	256	6,928	8,059	449	39,641	3,919	3.4	866	24,080
Other sales	2,298	...	...	1,150	1.1	...	...	5,177	...	...	2,843	2.5	...	...
Stores not analyzing merchandise line sales	3,535	36	...	723	...	31	...	3,322	42	...	1,730	...	60	...
	WEST NORTH CENTRAL							SOUTH ATLANTIC						
Stores analyzing merchandise line sales, total	61,238	785	...	34,601	100.0	1,480	...	45,636	740	...	21,856	100.0	1,126	...
Beer, wine, liquor (on-sale)	42,144	785	61,238	26,165	75.6	1,480	34,601	31,319	740	45,636	15,368	70.3	1,126	21,856
Meals	9,101	288	29,768	2,261	6.5	430	10,214	6,866	386	29,194	2,926	13.4	549	13,328
Fountain, soft drinks (on sale)	527	162	8,303	738	2.1	477	9,691	909	208	7,842	547	2.5	373	5,566
Cigars, cigarettes, tobacco	1,971	476	36,227	2,056	6.0	1,005	22,788	985	372	20,113	862	3.9	630	11,908
Candy, nuts, confectionery	423	176	10,604	555	1.6	555	11,053	241	143	4,905	282	1.3	290	4,405
Packaged liquors, groceries, etc. (off-sale)	4,975	199	17,402	1,767	5.1	298	9,023	3,400	148	13,273	1,203	5.5	246	5,703
Other sales	2,097	...	...	1,059	3.1	...	...	1,916	...	...	668	3.1	...	...
Stores not analyzing merchandise line sales	1,430	19	...	543	...	24	...	926	14	...	402	...	15	...

Table 17C.—MERCHANDISE LINE SALES OF LARGE STORES AND MULTIUNITS, AND SMALL STORE SAMPLE—EATING AND DRINKING PLACES—KIND OF BUSINESS, BY GEOGRAPHIC DIVISION: 1948—Continued

[See text for explanatory material and description of sample data included]

Kind of business and merchandise line	Large stores and multiunits			Sample of small single unit stores				Large stores and multiunits			Sample of small single unit stores			
	Merchandise line sales (Thousand dollars) (1)	Stores reporting merchandise line Number (2)	Stores reporting merchandise line Total sales (Thousand dollars) (3)	Merchandise line sales Amount (Thousand dollars) (4)	Merchandise line sales Percent distribution (5)	Stores reporting merchandise line Number (6)	Stores reporting merchandise line Total sales (Thousand dollars) (7)	Merchandise line sales (Thousand dollars) (1)	Stores reporting merchandise line Number (2)	Stores reporting merchandise line Total sales (Thousand dollars) (3)	Merchandise line sales Amount (Thousand dollars) (4)	Merchandise line sales Percent distribution (5)	Stores reporting merchandise line Number (6)	Stores reporting merchandise line Total sales (Thousand dollars) (7)
	EAST SOUTH CENTRAL							WEST SOUTH CENTRAL						
DRINKING PLACES														
Stores analyzing merchandise line sales, total	16,132	291	...	7,625	100.0	432	...	29,851	888	...	15,705	100.0	1,074	...
Beer, wine, liquor (on-sale)	9,538	291	15,132	5,359	70.3	432	7,625	20,719	888	29,851	11,500	73.2	1,074	15,705
Meals	3,248	179	11,406	1,183	15.5	247	5,423	5,205	296	15,081	1,863	11.9	419	6,842
Fountain, soft drinks (on-sale)	415	101	4,910	238	3.1	181	3,145	1,060	301	10,593	477	3.0	362	5,169
Cigars, cigarettes, tobacco	523	171	9,259	378	5.0	261	4,988	856	421	14,902	603	3.9	553	8,872
Candy, nuts, confectionery	126	69	3,842	80	1.0	121	2,121	171	130	4,544	977	6.2	253	3,307
Packaged liquors, groceries, etc. (off-sale)	655	35	2,761	121	1.6	42	818	634	81	3,277	285	1.8	107	1,924
Other sales	627	...	...	266	3.5	...	...	1,206	...	...	...	...	...	...
Stores not analyzing merchandise line sales	569	5	...	176	...	5	...	1,452	26	...	475	...	25	...
	MOUNTAIN							PACIFIC						
Stores analyzing merchandise line sales, total	34,908	519	...	13,487	100.0	509	...	104,411	1,473	...	31,545	100.0	1,069	...
Beer, wine, liquor (on-sale)	24,296	519	34,908	10,544	78.2	509	13,487	68,798	1,473	104,411	25,199	79.9	1,069	31,545
Meals	5,042	213	16,948	1,087	8.1	163	5,033	23,951	1,089	87,214	3,641	11.5	671	21,510
Fountain, soft drinks (on-sale)	340	85	4,512	173	1.3	111	2,703	1,051	159	9,803	247	0.8	160	3,817
Cigars, cigarettes, tobacco	1,024	227	14,038	447	3.3	280	7,220	2,008	465	32,359	718	2.3	373	10,373
Candy, nuts, confectionery	192	91	4,691	152	1.2	148	3,777	435	173	11,197	184	0.6	184	4,772
Packaged liquors, groceries, etc. (off-sale)	1,218	74	5,083	329	2.4	60	1,738	3,511	194	20,008	702	2.2	109	3,878
Other sales	2,796	...	...	755	5.5	...	...	4,657	...	...	854	2.7	...	...
Stores not analyzing merchandise line sales	1,086	11	...	394	...	13	...	3,429	33	...	549	...	23	...

Table 17D.—MERCHANDISE LINE SALES OF LARGE STORES AND MULTIUNITS—EATING AND DRINKING PLACES—KIND OF BUSINESS, BY STATE: 1948

[See text for explanatory material]

Kind of business and merchandise line	Merchandise line sales (Thousand dollars)	Stores reporting merchandise line: Number	Stores reporting merchandise line: Total sales (Thousand dollars)
ALABAMA			
RESTAURANTS, CAFETERIAS, CATERERS			
Large stores and multiunits—			
Analyzing merchandise line sales, total	20,211	227	...
Meals	15,527	227	20,211
Beer, wine, liquor (on-sale)	2,208	82	9,761
Fountain, soft drinks (on-sale)	480	69	3,903
Outside catering (all foods)	133	10	1,048
Cigars, cigarettes, tobacco	1,009	155	14,706
Candy, nuts, confectionery	192	67	4,598
Groceries, packaged liquors, etc. (off-sale)	134	18	1,373
Other sales	528	...	...
Not analyzing merchandise line sales	703	9	...
Small single unit stores	34,862	1,727	...
ARIZONA			
Large stores and multiunits—			
Analyzing merchandise line sales, total	11,240	96	...
Meals	9,286	96	11,840
Beer, wine, liquor (on-sale)	1,260	28	4,361
Fountain, soft drinks (on-sale)	315	14	1,610
Outside catering (all foods)	(1)	2	(x)
Cigars, cigarettes, tobacco	189	45	6,228
Candy, nuts, confectionery	100	18	2,114
Groceries, packaged liquors, etc. (off-sale)	175	9	1,184
Other sales	515	...	...
Not analyzing merchandise line sales	192	1	...
Small single unit stores	17,536	782	...
ARKANSAS			
Large stores and multiunits—			
Analyzing merchandise line sales, total	6,247	83	..
Meals	5,184	83	6,297
Beer, wine, liquor (on-sale)	218	25	1,471
Fountain, soft drinks (on-sale)	183	34	2,401
Outside catering (all foods)	67	8	964
Cigars, cigarettes, tobacco	231	56	3,850
Candy, nuts, confectionery	105	19	1,790
Groceries, packaged liquors, etc. (off-sale)	199	8	1,157
Other sales	110	...	...
Not analyzing merchandise line sales	...	...	...
Small single unit stores	25,120	1,578	...
CALIFORNIA			
Large stores and multiunits—			
Analyzing merchandise line sales, total	320,014	2,008	...
Meals	250,530	2,008	320,014
Beer, wine, liquor (on-sale)	43,639	910	177,160
Fountain, soft drinks (on-sale)	5,153	261	33,173
Outside catering (all foods)	4,770	133	22,009
Cigars, cigarettes, tobacco	2,345	521	42,447
Candy, nuts, confectionery	2,755	238	45,203
Groceries, packaged liquors, etc. (off-sale)	5,143	138	38,472
Other sales	5,781	...	...
Not analyzing merchandise line sales	7,297	56	...
Small single unit stores	222,415	8,924	...
COLORADO			
Large stores and multiunits—			
Analyzing merchandise line sales, total	20,966	162	...
Meals	16,108	162	20,566
Beer, wine, liquor (on-sale)	2,563	60	10,360
Fountain, soft drinks (on-sale)	352	26	3,097
Outside catering (all foods)	(1)	3	(x)
Cigars, cigarettes, tobacco	475	73	10,441
Candy, nuts, confectionery	337	28	4,345
Groceries, packaged liquors, etc. (off-sale)	(1)	2	(x)
Other sales	706	...	...
Not analyzing merchandise line sales	196	4	...
Small single unit stores	27,666	1,106	...
CONNECTICUT			
Large stores and multiunits—			
Analyzing merchandise line sales, total	32,957	266	...
Meals	25,567	266	32,957
Beer, wine, liquor (on-sale)	4,808	118	18,298
Fountain, soft drinks (on-sale)	684	41	4,693
Outside catering (all foods)	303	10	1,238
Cigars, cigarettes, tobacco	528	116	17,481
Candy, nuts, confectionery	270	45	6,731
Groceries, packaged liquors, etc. (off-sale)	406	8	1,412
Other sales	391	...	...
Not analyzing merchandise line sale	398	12	...
Small single unit stores	44,258	1,632	...
DELAWARE			
Large stores and multiunits—			
Analyzing merchandise line sales, total	3,714	35	...
Meals	3,239	35	3,714
Beer, wine, liquor (on-sale)	185	9	1,659
Fountain, soft drinks (on-sale)	89	6	476
Outside catering (all foods)	(1)	3	(x)
Cigars, cigarettes, tobacco	39	13	1,432
Candy, nuts, confectionery	32	8	1,137
Groceries, packaged liquors, etc. (off-sale)	...	...	...
Other sales	80	...	...
Not analyzing merchandise line sales	...	...	...
Small single unit stores	5,570	245	...
DISTRICT OF COLUMBIA			
Large stores and multiunits—			
Analyzing merchandise line sales, total	55,574	277	...
Meals	45,286	277	55,574
Beer, wine, liquor (on-sale)	7,110	132	29,125
Fountain, soft drinks (on-sale)	376	15	2,760
Outside catering (all foods)	841	12	3,294
Cigars, cigarettes, tobacco	1,105	130	30,669
Candy, nuts, confectionery	245	65	15,176
Groceries, packaged liquors, etc. (off-sale)	(1)	4	(x)
Other sales	611	...	...
Not analyzing merchandise line sales	330	3	...
Small single unit stores	28,183	677	...
FLORIDA			
Large stores and multiunits—			
Analyzing merchandise line sales, total	63,327	439	...
Meals	53,182	439	63,327
Beer, wine, liquor (on-sale)	5,279	170	24,084
Fountain, soft drinks (on-sale)	1,176	90	8,340
Outside catering (all foods)	200	12	1,335
Cigars, cigarettes, tobacco	1,271	212	35,524
Candy, nuts, confectionery	746	75	9,706
Groceries, packaged liquors, etc. (off-sale)	530	31	4,753
Other sales	943	...	...
Not analyzing merchandise line sales	1,080	9	...
Small single unit stores	60,802	2,828	...
GEORGIA			
Large stores and multiunits—			
Analyzing merchandise line sales, total	27,567	307	...
Meals	22,269	307	27,567
Beer, wine, liquor (on-sale)	1,680	95	10,485
Fountain, soft drinks (on-sale)	776	107	7,742
Outside catering (all foods)	393	12	1,567
Cigars, cigarettes, tobacco	1,096	180	15,102
Candy, nuts, confectionery	276	110	8,852
Groceries, packaged liquors, etc. (off-sale)	464	26	1,968
Other sales	613	...	...
Not analyzing merchandise line sales	1,462	5	...
Small single unit stores	42,982	2,240	...
IDAHO			
Large stores and multiunits—			
Analyzing merchandise line sales, total	5,820	52	...
Meals	4,589	52	5,820
Beer, wine, liquor (on-sale)	512	19	2,926
Fountain, soft drinks (on-sale)	80	11	939
Outside catering (all foods)	(1)	2	(x)
Cigars, cigarettes, tobacco	186	27	3,141
Candy, nuts, confectionery	45	13	1,428
Groceries, packaged liquors, etc. (off-sale)	52	5	494
Other sales	356	...	...
Not analyzing merchandise line sales	...	...	...
Small single unit stores	12,446	462	...
ILLINOIS			
Large stores and multiunits—			
Analyzing merchandise line sales, total	201,288	1,170	...
Meals	164,619	1,170	201,288
Beer, wine, liquor (on-sale)	22,456	353	94,059
Fountain, soft drinks (on-sale)	2,523	172	21,318
Outside catering (all foods)	3,083	41	6,594
Cigars, cigarettes, tobacco	4,321	562	114,045
Candy, nuts, confectionery	989	209	30,498
Groceries, packaged liquors, etc. (off-sale)	1,358	57	9,421
Other sales	1,939	...	...
Not analyzing merchandise line sales	2,821	20	...
Small single unit stores	152,038	5,773	...
INDIANA			
Large stores and multiunits—			
Analyzing merchandise line sales, total	36,374	320	...
Meals	33,920	320	36,374
Beer, wine, liquor (on-sale)	2,551	57	9,967
Fountain, soft drinks (on-sale)	1,662	74	8,215
Outside catering (all foods)	313	8	1,926
Cigars, cigarettes, tobacco	1,315	142	16,657
Candy, nuts, confectionery	339	97	11,441
Groceries, packaged liquors, etc. (off-sale)	80	15	2,335
Other sales	1,194	...	...
Not analyzing merchandise line sales	209	3	...
Small single unit stores	79,551	3,379	...
IOWA			
Large stores and multiunits—			
Analyzing merchandise line sales, total	16,655	184	...
Meals	13,420	184	16,655
Beer, wine, liquor (on-sale)	1,044	40	4,626
Fountain, soft drinks (on-sale)	456	40	3,106
Outside catering (all foods)	219	6	744
Cigars, cigarettes, tobacco	893	136	13,093
Candy, nuts, confectionery	120	57	5,953
Groceries, packaged liquors, etc. (off-sale)	124	11	972
Other sales	429	...	...
Not analyzing merchandise line sales	834	7	...
Small single unit stores	54,341	2,417	...
KANSAS			
Large stores and multiunits—			
Analyzing merchandise line sales, total	11,418	126	...
Meals	9,777	126	11,418
Beer, wine, liquor (on-sale)	158	15	1,263
Fountain, soft drinks (on-sale)	320	46	2,949
Outside catering (all foods)	101	8	877
Cigars, cigarettes, tobacco	257	80	6,574
Candy, nuts, confectionery	146	44	3,452
Groceries, packaged liquors, etc. (off-sale)	(1)	4	(x)
Other sales	659	...	...
Not analyzing merchandise line sales	...	...	...
Small single unit stores	42,428	2,014	...
KENTUCKY			
Large stores and multiunits—			
Analyzing merchandise line sales, total	18,003	164	...
Meals	13,578	164	18,003
Beer, wine, liquor (on-sale)	2,137	58	8,590
Fountain, soft drinks (on-sale)	739	71	5,722
Outside catering (all foods)	296	9	703
Cigars, cigarettes, tobacco	453	94	10,851
Candy, nuts, confectionery	147	49	5,402
Groceries, packaged liquors, etc. (off-sale)	290	14	1,811
Other sales	363	...	...
Not analyzing merchandise line sales	422	5	...
Small single unit stores	39,562	1,888	...
LOUISIANA			
Large stores and multiunits—			
Analyzing merchandise line sales, total	28,346	220	...
Meals	21,576	220	28,346
Beer, wine, liquor (on-sale)	4,223	120	18,215
Fountain, soft drinks (on-sale)	386	60	6,450
Outside catering (all foods)	224	14	1,441
Cigars, cigarettes, tobacco	886	124	19,709
Candy, nuts, confectionery	211	56	7,011
Groceries, packaged liquors, etc. (off-sale)	248	26	2,668
Other sales	592	...	...
Not analyzing merchandise line sales	1,452	11	...
Small single unit stores	32,776	1,759	...
MAINE			
Large stores and multiunits—			
Analyzing merchandise line sales, total	6,542	69	..
Meals	5,855	69	6,542
Beer, wine, liquor (on-sale)	257	9	1,164
Fountain, soft drinks (on-sale)	110	15	1,248
Outside catering (all foods)	...	...	...
Cigars, cigarettes, tobacco	185	36	3,679
Candy, nuts, confectionery	59	14	1,119
Groceries, packaged liquors, etc. (off-sale)	(1)	1	(x)
Other sales	76	...	...
Not analyzing merchandise line sales	247	2	...
Small single unit stores	19,116	944	...
MARYLAND			
Large stores and multiunits—			
Analyzing merchandise line sales, total	36,492	267	...
Meals	28,821	267	36,492
Beer, wine, liquor (on-sale)	4,090	97	16,794
Fountain, soft drinks (on-sale)	889	60	6,618
Outside catering (all foods)	547	21	3,770
Cigars, cigarettes, tobacco	661	113	16,691
Candy, nuts, confectionery	330	69	9,717
Groceries, packaged liquors, etc. (off-sale)	533	30	4,718
Other sales	621	...	...
Not analyzing merchandise line sales	135	2	...
Small single unit stores	38,746	1,574	...
MASSACHUSETTS			
Large stores and multiunits—			
Analyzing merchandise line sales, total	122,061	787	...
Meals	95,966	787	122,061
Beer, wine, liquor (on-sale)	12,761	269	53,720
Fountain, soft drinks (on-sale)	3,438	126	17,708
Outside catering (all foods)	3,895	46	7,300
Cigars, cigarettes, tobacco	2,183	391	71,432
Candy, nuts, confectionery	1,125	131	26,507
Groceries, packaged liquors, etc. (off-sale)	1,125	46	8,606
Other sales	1,568	...	...
Not analyzing merchandise line sales	2,846	18	...
Small single unit stores	90,187	3,049	...
MICHIGAN			
Large stores and multiunits—			
Analyzing merchandise line sales, total	74,113	550	...
Meals	59,963	550	74,113
Beer, wine, liquor (on-sale)	6,718	132	27,869
Fountain, soft drinks (on-sale)	1,186	97	9,672
Outside catering (all foods)	3,734	20	4,909
Cigars, cigarettes, tobacco	1,028	190	27,794
Candy, nuts, confectionery	743	112	14,419
Groceries, packaged liquors, etc. (off-sale)	240	20	1,459
Other sales	501	...	...
Not analyzing merchandise line sales	1,177	13	...
Small single unit stores	119,527	4,900	...
MINNESOTA			
Large stores and multiunits—			
Analyzing merchandise line sales, total	34,150	255	...
Meals	26,206	255	34,150
Beer, wine, liquor (on-sale)	5,144	69	14,327
Fountain, soft drinks (on-sale)	501	44	4,649
Outside catering (all foods)	308	12	1,834
Cigars, cigarettes, tobacco	677	127	20,506
Candy, nuts, confectionery	266	66	8,649
Groceries, packaged liquors, etc. (off-sale)	407	12	1,863
Other sales	641	...	...
Not analyzing merchandise line sales	1,131	11	...
Small single unit stores	64,374	2,548	...
MISSISSIPPI			
Large stores and multiunits—			
Analyzing merchandise line sales, total	7,131	120	...
Meals	5,774	120	7,131
Beer, wine, liquor (on-sale)	532	47	3,715
Fountain, soft drinks (on-sale)	155	55	2,218
Outside catering (all foods)	42	7	393
Cigars, cigarettes, tobacco	425	90	5,437
Candy, nuts, confectionery	116	60	2,648
Groceries, packaged liquors, etc. (off-sale)	33	13	646
Other sales	54	...	...
Not analyzing merchandise line sales	48	3	...
Small single unit stores	23,627	1,586	...
MISSOURI			
Large stores and multiunits—			
Analyzing merchandise line sales, total	51,348	347	...
Meals	42,329	347	51,348
Beer, wine, liquor (on-sale)	3,618	95	18,735
Fountain, soft drinks (on-sale)	599	64	6,695
Outside catering (all foods)	1,415	21	6,157
Cigars, cigarettes, tobacco	803	114	18,655
Candy, nuts, confectionery	180	57	7,948
Groceries, packaged liquors, etc. (off-sale)	610	28	6,170
Other sales	1,794	...	...
Not analyzing merchandise line sales	1,245	12	...
Small single unit stores	70,645	3,662	...
MONTANA			
Large stores and multiunits—			
Analyzing merchandise line sales, total	8,173	62	...
Meals	6,297	62	8,173
Beer, wine, liquor (on-sale)	791	18	3,172
Fountain, soft drinks (on-sale)	73	9	1,382
Outside catering (all foods)	(1)	1	(x)
Cigars, cigarettes, tobacco	372	32	4,952
Candy, nuts, confectionery	99	21	2,322
Groceries, packaged liquors, etc. (off-sale)	(1)	1	(x)
Other sales	541	...	...
Not analyzing merchandise line sales	441	3	...
Small single unit stores	14,588	542	...

See footnotes at end of table.

Table 17D.—MERCHANDISE LINE SALES OF LARGE STORES AND MULTIUNITS—EATING AND DRINKING PLACES—KIND OF BUSINESS, BY STATE: 1948—Continued

[See text for explanatory material]

Kind of business and merchandise line	Merchandise line sales (Thousand dollars)	Stores reporting merchandise line: Number	Stores reporting merchandise line: Total sales (Thousand dollars)
RESTAURANTS, CAFETERIAS, CATERERS			
NEBRASKA			
Large stores and multiunits—			
Analyzing merchandise line sales, total	41,924	119	...
Meals	37,573	119	12,924
Beer, wine, liquor (on sale)	1,946	27	5,330
Fountain, soft drinks (on sale)	225	26	2,626
Outside catering (all foods)	(1)	1	(x)
Cigars, cigarettes, tobacco	332	67	8,039
Candy, nuts, confectionery	124	27	2,559
Groceries, packaged liquors, etc (off sale)	(1)	4	(x)
Other sales	604	...	...
Not analyzing merchandise line sales	7	1	...
Small single unit stores	29,657	1,316	...
NEVADA			
	5,894	48	...
	5,034	48	5,894
	537	23	3,019
	127	9	1,265
	(1)	2	(x)
	34	12	1,479
	(1)	3	(x)
	...	...	...
	162	...	...
	998	2	...
	4,833	154	...
NEW HAMPSHIRE			
	6,185	86	...
	5,415	86	6,185
	209	14	1,193
	221	17	1,390
	(1)	4	(x)
	95	30	3,199
	72	12	1,451
	(1)	2	(x)
	173	...	...
	...	...	...
	15,191	668	...
NEW JERSEY			
	85,985	581	...
	68,682	581	85,985
	10,768	221	48,361
	2,620	110	15,445
	567	16	2,709
	1,183	212	39,299
	569	80	13,380
	644	41	6,482
	952	...	...
	1,153	12	...
	93,322	3,523	...
NEW MEXICO			
	5,151	60	...
	4,579	60	5,151
	141	5	591
	30	7	374
	(1)	2	(x)
	97	25	2,212
	21	8	671
	19	5	493
	264	...	...
	122	1	...
	13,562	667	...
NEW YORK			
	561,284	2,569	...
	446,682	2,569	561,284
	76,539	1,280	356,245
	10,681	293	69,459
	6,952	81	18,430
	5,984	1,052	284,384
	4,109	276	77,960
	3,220	100	43,213
	7,117	...	...
	4,039	29	...
	321,035	10,467	...
NORTH CAROLINA			
	15,942	172	...
	13,918	172	15,942
	446	52	3,613
	328	51	3,321
	51	7	368
	494	111	8,491
	169	65	4,818
	105	16	1,120
	431	...	...
	275	1	...
	42,506	2,053	...
NORTH DAKOTA			
	5,619	60	...
	4,840	60	5,619
	138	6	778
	94	18	1,284
	...	...	...
	303	49	4,728
	114	31	2,968
	(1)	4	(x)
	130	...	...
	270	2	...
	12,392	593	...
OHIO			
	127,942	929	...
	102,001	929	127,942
	13,337	300	54,639
	2,996	253	26,193
	1,909	96	12,005
	2,912	442	65,592
	1,740	251	32,516
	670	48	9,257
	2,437	...	...
	1,921	22	...
	133,321	5,001	...
OKLAHOMA			
	12,495	108	...
	11,109	108	12,495
	297	24	3,407
	162	26	2,322
	(1)	4	(x)
	330	62	7,692
	68	28	2,818
	...	...	...
	529	...	...
	880	9	...
	43,042	2,320	...
OREGON			
	22,430	185	...
	13,982	185	22,430
	1,121	66	10,050
	531	53	6,252
	461	7	1,523
	604	96	13,386
	162	52	5,965
	187	17	1,374
	380	...	...
	448	7	...
	32,807	1,453	...
PENNSYLVANIA			
	154,755	960	...
	130,658	960	154,755
	11,035	265	52,635
	2,855	209	21,331
	2,129	31	5,622
	3,228	494	93,731
	2,098	208	27,463
	890	35	7,863
	1,822	...	...
	1,334	26	...
	143,464	5,805	...
RHODE ISLAND			
	14,879	96	...
	11,280	96	14,879
	1,706	31	6,619
	398	18	2,848
	548	6	1,045
	440	50	9,395
	89	16	2,127
	102	13	1,479
	316	...	...
	365	3	...
	13,365	558	...
SOUTH CAROLINA			
	7,356	114	...
	6,132	114	7,356
	310	37	2,047
	203	45	2,248
	26	7	524
	351	80	4,488
	110	49	2,369
	21	11	527
	203	...	...
	686	9	...
	21,462	1,114	...
SOUTH DAKOTA			
	3,176	41	...
	2,797	41	3,176
	106	10	1,008
	54	10	542
	(1)	1	(x)
	129	33	2,662
	25	18	1,133
	(1)	3	(x)
	65	...	...
	310	5	...
	17,275	702	...
TENNESSEE			
	25,413	494	...
	21,299	494	25,913
	1,469	117	10,555
	784	58	7,319
	490	12	1,472
	749	152	14,350
	234	69	6,465
	198	14	1,871
	606	...	...
	278	5	...
	31,177	2,539	...
TEXAS			
	91,399	927	...
	77,057	927	91,399
	6,303	408	42,134
	2,409	315	27,303
	956	39	4,548
	4,549	554	56,168
	780	323	32,134
	536	45	4,135
	1,199	...	...
	3,802	34	...
	103,163	7,526	...
UTAH			
	9,707	109	...
	8,119	109	9,707
	244	22	1,893
	448	32	3,095
	(1)	4	(x)
	266	62	5,976
	358	54	4,626
	(1)	4	(x)
	272	...	...
	55	1	...
	12,462	440	...
VERMONT			
	3,176	32	...
	2,480	32	3,176
	290	17	1,911
	71	7	820
	(1)	1	(x)
	41	18	2,116
	18	9	1,024
	(1)	1	(x)
	20	...	...
	106	1	...
	9,586	360	...
VIRGINIA			
	29,899	301	...
	23,443	301	29,899
	1,773	158	12,720
	1,050	127	9,128
	205	17	1,168
	1,156	220	22,327
	602	141	15,887
	22	20	2,353
	1,148	...	...
	260	3	...
	60,995	2,498	...
WASHINGTON			
	34,173	494	...
	27,424	386	34,173
	1,938	95	14,[illegible]
	1,[illegible]	73	11,[illegible]
	[illegible]	5	[illegible]
	1,[illegible]	87	10,[illegible]
	[illegible]	39	[illegible]
	[illegible]	17	4,[illegible]
	[illegible]	...	...
	[illegible]	5	...
	[illegible]	1,[illegible]	...
WEST VIRGINIA			
	[illegible]	132	...
	[illegible]	132	9,841
	[illegible]	41	3,827
	[illegible]	65	3,866
	[illegible]	4	(x)
	[illegible]	81	6,784
	[illegible]	55	4,[illegible]
	[illegible]	14	662
	[illegible]	...	...
	[illegible]	4	...
	[illegible]	1,[illegible]	...
WISCONSIN			
	47,597	251	...
	22,924	251	47,597
	[illegible]	81	13,[illegible]
	[illegible]	48	[illegible]
	[illegible]	4	[illegible]
	435	117	13,[illegible]
	550	68	7,337
	208	14	2,[illegible]
	333	...	...
	450	4	...
	54,401	2,[illegible]	...
WYOMING			
	6,238	55	...
	5,317	55	6,238
	454	9	1,647
	44	10	1,[illegible]
	(1)	3	(x)
	131	30	3,333
	38	15	2,301
	(1)	1	(x)
	250	...	...
	116	1	...
	2,[illegible]	276	...

Table 17D.—MERCHANDISE LINE SALES OF LARGE STORES AND MULTIUNITS—EATING AND DRINKING PLACES—KIND OF BUSINESS, BY STATE: 1948—Continued

[See text for explanatory material]

Kind of business and merchandise line	Merchandise line sales (Thousand dollars)	Stores reporting merchandise line: Number	Stores reporting merchandise line: Total sales (Thousand dollars)
LUNCH COUNTERS, REFRESHMENT STANDS	**ALABAMA**		
Large stores and multiunits—			
Analyzing merchandise line sales, total	2,622	77	...
Meals	1,028	43	1,699
Beer, wine, liquor (on sale)	91	12	348
Fountain, soft drinks (on-sale)	889	49	1,751
Cigars, cigarettes, tobacco	258	44	1,664
Candy, nuts, confectionery	161	22	847
Groceries, packaged liquors, etc (off sale)	64	5	154
Other sales	131	...	...
Not analyzing merchandise line sales	82	3	...
Small single unit stores	10,441	1,234	...
	ARIZONA		
Large stores and multiunits—			
Analyzing merchandise line sales, total	1,094	16	...
Meals	378	6	496
Beer, wine, liquor (on sale)	...	...	...
Fountain, soft drinks (on-sale)	484	11	655
Cigars, cigarettes, tobacco	60	6	489
Candy, nuts, confectionery	44	6	480
Groceries, packaged liquors, etc (off sale)	(1)	3	(x)
Other sales	128	...	...
Not analyzing merchandise line sales	...	...	...
Small single unit stores	4,112	332	...
	ARKANSAS		
Large stores and multiunits—			
Analyzing merchandise line sales, total	308	19	...
Meals	167	12	228
Beer, wine, liquor (on sale)	(1)	3	(x)
Fountain, soft drinks (on-sale)	76	13	114
Cigars, cigarettes, tobacco	15	15	234
Candy, nuts, confectionery	10	12	159
Groceries, packaged liquors, etc (off sale)	(1)	2	(x)
Other sales	40	...	...
Not analyzing merchandise line sales	...	...	...
Small single unit stores	6,922	907	...
	CALIFORNIA		
Large stores and multiunits—			
Analyzing merchandise line sales, total	41,805	681	...
Meals	23,589	440	30,384
Beer, wine, liquor (on sale)	866	52	3,464
Fountain, soft drinks (on-sale)	11,960	399	18,848
Cigars, cigarettes, tobacco	742	154	9,256
Candy, nuts, confectionery	926	128	7,523
Groceries, packaged liquors, etc (off sale)	1,598	74	11,166
Other sales	2,124	...	...
Not analyzing merchandise line sales	1,439	17	...
Small single unit stores	89,543	5,620	...
	COLORADO		
Large stores and multiunits—			
Analyzing merchandise line sales, total	1,550	28	...
Meals	1,229	26	1,462
Beer, wine, liquor (on sale)	(1)	3	(x)
Fountain, soft drinks (on-sale)	153	15	642
Cigars, cigarettes, tobacco	73	21	1,179
Candy, nuts, confectionery	27	12	630
Groceries, packaged liquors, etc (off sale)	...	...	...
Other sales	68	...	...
Not analyzing merchandise line sales	...	...	...
Small single unit stores	5,997	355	...
	CONNECTICUT		
Large stores and multiunits—			
Analyzing merchandise line sales, total	2,627	76	...
Meals	1,160	45	1,524
Beer, wine, liquor (on-sale)	(1)	1	(x)
Fountain, soft drinks (on-sale)	1,204	52	1,850
Cigars, cigarettes, tobacco	52	19	500
Candy, nuts, confectionery	61	24	748
Groceries, packaged liquors, etc (off-sale)	94	7	434
Other sales	56	...	...
Not analyzing merchandise line sales	195	3	...
Small single unit stores	14,928	942	...
	DELAWARE		
Large stores and multiunits—			
Analyzing merchandise line sales, total	858	22	...
Meals	378	14	513
Beer, wine, liquor (on-sale)	(1)	2	(x)
Fountain, soft drinks (on-sale)	306	16	526
Cigars, cigarettes, tobacco	32	12	392
Candy, nuts, confectionery	63	10	295
Groceries, packaged liquors, etc (off-sale)	(1)	2	(x)
Other sales	79	...	...
Not analyzing merchandise line sales	...	...	...
Small single unit stores	3,304	253	...
	DISTRICT OF COLUMBIA		
Large stores and multiunits—			
Analyzing merchandise line sales, total	5,668	91	...
Meals	4,354	74	4,802
Beer, wine, liquor (on-sale)	48	5	80
Fountain, soft drinks (on-sale)	771	22	1,055
Cigars, cigarettes, tobacco	77	16	807
Candy, nuts, confectionery	51	6	184
Groceries, packaged liquors, etc (off-sale)	306	17	566
Other sales	61	...	...
Not analyzing merchandise line sales	...	...	...
Small single unit stores	3,661	176	...
	FLORIDA		
Large stores and multiunits—			
Analyzing merchandise line sales, total	5,549	115	...
Meals	2,817	65	3,794
Beer, wine, liquor (on-sale)	382	22	2,230
Fountain, soft drinks (on-sale)	1,540	65	2,966
Cigars, cigarettes, tobacco	291	50	3,027
Candy, nuts, confectionery	100	27	1,774
Groceries, packaged liquors, etc (off-sale)	40	7	406
Other sales	379	...	...
Not analyzing merchandise line sales	132	3	...
Small single unit stores	17,996	1,402	...
	GEORGIA		
Large stores and multiunits—			
Analyzing merchandise line sales, total	3,845	114	...
Meals	1,694	62	2,457
Beer, wine, liquor (on-sale)	101	7	365
Fountain, soft drinks (on-sale)	1,455	80	2,583
Cigars, cigarettes, tobacco	162	55	1,688
Candy, nuts, confectionery	98	41	1,290
Groceries, packaged liquors, etc (off-sale)	89	7	376
Other sales	246	...	...
Not analyzing merchandise line sales	47	1	...
Small single unit stores	12,844	1,486	...
	IDAHO		
Large stores and multiunits—			
Analyzing merchandise line sales, total	680	20	...
Meals	211	10	331
Beer, wine, liquor (on-sale)	(1)	3	(x)
Fountain, soft drinks (on-sale)	220	15	468
Cigars, cigarettes, tobacco	116	13	553
Candy, nuts, confectionery	21	13	415
Groceries, packaged liquors, etc. (off-sale)	(1)	2	(x)
Other sales	112	...	...
Not analyzing merchandise line sales	44	1	...
Small single unit stores	4,268	218	...
	ILLINOIS		
Large stores and multiunits—			
Analyzing merchandise line sales, total	20,631	335	...
Meals	11,567	234	14,551
Beer, wine, liquor (on-sale)	585	20	3,448
Fountain, soft drinks (on-sale)	6,432	161	8,856
Cigars, cigarettes, tobacco	681	135	8,078
Candy, nuts, confectionery	352	88	4,744
Groceries, packaged liquors, etc. (off-sale)	4	10	601
Other sales	1,010	...	...
Not analyzing merchandise line sales	3,482	15	...
Small single unit stores	48,056	2,960	...
	INDIANA		
Large stores and multiunits—			
Analyzing merchandise line sales, total	8,632	189	...
Meals	5,195	143	7,525
Beer, wine, liquor (on-sale)	123	6	559
Fountain, soft drinks (on-sale)	2,552	121	5,013
Cigars, cigarettes, tobacco	184	74	2,711
Candy, nuts, confectionery	180	50	1,594
Groceries, packaged liquors, etc. (off-sale)	76	9	479
Other sales	322	...	...
Not analyzing merchandise line sales	...	...	...
Small single unit stores	17,729	1,133	...
	IOWA		
Large stores and multiunits—			
Analyzing merchandise line sales, total	2,174	85	...
Meals	983	38	1,241
Beer, wine, liquor (on-sale)	(1)	3	(x)
Fountain, soft drinks (on-sale)	882	53	1,189
Cigars, cigarettes, tobacco	90	28	1,105
Candy, nuts, confectionery	38	22	728
Groceries, packaged liquors, etc. (off-sale)	20	5	132
Other sales	161	...	...
Not analyzing merchandise line sales	70	5	...
Small single unit stores	15,183	782	...
	KANSAS		
Large stores and multiunits—			
Analyzing merchandise line sales, total	1,757	62	7,525
Meals	632	25	860
Beer, wine, liquor (on-sale)	(1)	2	(x)
Fountain, soft drinks (on-sale)	678	44	1,054
Cigars, cigarettes, tobacco	130	37	1,240
Candy, nuts, confectionery	95	41	1,143
Groceries, packaged liquors, etc. (off-sale)	(1)	3	(x)
Other sales	222	...	...
Not analyzing merchandise line sales	15	1	...
Small single unit stores	10,233	716	...
	KENTUCKY		
Large stores and multiunits—			
Analyzing merchandise line sales, total	2,595	58	...
Meals	1,832	50	2,314
Beer, wine, liquor (on-sale)	(1)	4	(x)
Fountain, soft drinks (on-sale)	496	26	918
Cigars, cigarettes, tobacco	49	33	929
Candy, nuts, confectionery	31	16	398
Groceries, packaged liquors, etc (off-sale)	27	6	221
Other sales	160	...	...
Not analyzing merchandise line sales	...	...	...
Small single unit stores	9,999	798	...
	LOUISIANA		
Large stores and multiunits—			
Analyzing merchandise line sales, total	2,888	90	...
Meals	1,682	77	2,498
Beer, wine, liquor (on-sale)	167	8	951
Fountain, soft drinks (on-sale)	350	68	1,687
Cigars, cigarettes, tobacco	205	38	1,773
Candy, nuts, confectionery	278	57	1,025
Groceries, packaged liquors, etc (off-sale)	32	9	321
Other sales	174	...	...
Not analyzing merchandise line sales	107	3	...
Small single unit stores	6,448	720	...
	MARYLAND		
Large stores and multiunits—			
Analyzing merchandise line sales, total	6,408	124	...
Meals	3,447	99	5,144
Beer, wine, liquor (on-sale)	158	8	556
Fountain, soft drinks (on-sale)	2,005	70	3,248
Cigars, cigarettes, tobacco	226	62	2,605
Candy, nuts, confectionery	216	58	2,265
Groceries, packaged liquors, etc (off-sale)	216	39	1,683
Other sales	140	...	...
Not analyzing merchandise line sales	...	...	...
Small single unit stores	7,321	488	...
	MAINE		
Large stores and multiunits—			
Analyzing merchandise line sales, total	416	21	...
Meals	251	15	370
Beer, wine, liquor (on-sale)	(1)	1	(x)
Fountain, soft drinks (on-sale)	75	14	185
Cigars, cigarettes, tobacco	30	13	281
Candy, nuts, confectionery	27	10	263
Groceries, packaged liquors, etc (off-sale)	...	...	...
Other sales	33	...	...
Not analyzing merchandise line sales	...	...	...
Small single unit stores	4,323	348	...
	MASSACHUSETTS		
Large stores and multiunits—			
Analyzing merchandise line sales, total	17,188	258	...
Meals	7,115	142	11,573
Beer, wine, liquor (on-sale)	320	10	1,336
Fountain, soft drinks (on-sale)	6,557	174	11,200
Cigars, cigarettes, tobacco	600	83	6,941
Candy, nuts, confectionery	1,079	85	7,854
Groceries, packaged liquors, etc (off-sale)	288	22	1,372
Other sales	1,229	...	...
Not analyzing merchandise line sales	700	11	...
Small single unit stores	36,443	1,916	...
	MICHIGAN		
Large stores and multiunits—			
Analyzing merchandise line sales, total	14,156	271	...
Meals	8,425	210	10,630
Beer, wine, liquor (on-sale)	238	5	1,056
Fountain, soft drinks (on-sale)	2,873	120	5,447
Cigars, cigarettes, tobacco	433	94	6,185
Candy, nuts, confectionery	1,236	60	3,404
Groceries, packaged liquors, etc (off sale)	109	15	834
Other sales	842	...	...
Not analyzing merchandise line sales	582	10	...
Small single unit stores	28,950	1,886	...
	MINNESOTA		
Large stores and multiunits—			
Analyzing merchandise line sales, total	4,073	87	...
Meals	2,321	56	3,024
Beer, wine, liquor (on-sale)	114	14	462
Fountain, soft drinks (on-sale)	1,129	47	1,524
Cigars, cigarettes, tobacco	73	43	1,748
Candy, nuts, confectionery	90	32	617
Groceries, packaged liquors, etc (off sale)	36	5	87
Other sales	310	...	...
Not analyzing merchandise line sales	33	2	...
Small single unit stores	15,200	954	...
	MISSISSIPPI		
Large stores and multiunits—			
Analyzing merchandise line sales, total	755	34	...
Meals	253	18	472
Beer, wine, liquor (on-sale)	28	5	86
Fountain, soft drinks (on-sale)	341	26	563
Cigars, cigarettes, tobacco	38	15	371
Candy, nuts, confectionery	14	10	230
Groceries, packaged liquors, etc (off sale)	13	5	58
Other sales	68	...	...
Not analyzing merchandise line sales	41	2	...
Small single unit stores	6,313	967	...
	MISSOURI		
Large stores and multiunits—			
Analyzing merchandise line sales, total	8,167	205	...
Meals	5,672	146	6,557
Beer, wine, liquor (on-sale)	102	11	528
Fountain, soft drinks (on-sale)	1,630	94	2,581
Cigars, cigarettes, tobacco	112	50	2,473
Candy, nuts, confectionery	268	40	1,749
Groceries, packaged liquors, etc (off sale)	(1)	2	(x)
Other sales	383	...	...
Not analyzing merchandise line sales	2	6	...
Small single unit stores	18,702	1,394	...
	MONTANA		
Large stores and multiunits—			
Analyzing merchandise line sales, total	1,011	22	...
Meals	558	18	825
Beer, wine, liquor (on-sale)	(1)	1	(x)
Fountain, soft drinks (on-sale)	208	8	338
Cigars, cigarettes, tobacco	42	9	389
Candy, nuts, confectionery	123	9	596
Groceries, packaged liquors, etc (off sale)	(1)	4	(x)
Other sales	80	...	...
Not analyzing merchandise line sales	...	...	...
Small single unit stores	4,202	242	...
	NEBRASKA		
Large stores and multiunits—			
Analyzing merchandise line sales, total	1,285	38	...
Meals	517	21	775
Beer, wine, liquor (on-sale)	(1)	2	(x)
Fountain, soft drinks (on-sale)	448	22	659
Cigars, cigarettes, tobacco	101	14	767
Candy, nuts, confectionery	24	8	289
Groceries, packaged liquors, etc. (off-sale)	(1)	1	(x)
Other sales	195	...	...
Not analyzing merchandise line sales	...	...	...
Small single unit stores	5,409	376	...
	NEVADA		
Large stores and multiunits—			
Analyzing merchandise line sales, total	480	13	...
Meals	171	7	298
Beer, wine, liquor (on-sale)	(1)	1	(x)
Fountain, soft drinks (on-sale)	230	8	366
Cigars, cigarettes, tobacco	22	6	180
Candy, nuts, confectionery	12	5	153
Groceries, packaged liquors, etc. (off-sale)	...	...	...
Other sales	45	...	...
Not analyzing merchandise line sales	...	...	...
Small single unit stores	1,400	81	...
	NEW HAMPSHIRE		
Large stores and multiunits—			
Analyzing merchandise line sales, total	949	25	...
Meals	552	13	655
Beer, wine, liquor (on-sale)	(1)	2	(x)
Fountain, soft drinks (on-sale)	256	17	457
Cigars, cigarettes, tobacco	44	8	431
Candy, nuts, confectionery	27	5	251
Groceries, packaged liquors, etc. (off-sale)	(1)	3	(x)
Other sales	70	...	...
Not analyzing merchandise line sales	...	...	...
Small single unit stores	4,088	296	...
	NEW JERSEY		
Large stores and multiunits—			
Analyzing merchandise line sales, total	11,758	221	...
Meals	6,992	146	9,291
Beer, wine, liquor (on-sale)	196	12	691
Fountain, soft drinks (on-sale)	2,961	133	5,753
Cigars, cigarettes, tobacco	285	67	3,792
Candy, nuts, confectionery	622	67	3,578
Groceries, packaged liquors, etc. (off-sale)	70	9	358
Other sales	632	...	...
Not analyzing merchandise line sales	273	3	...
Small single unit stores	40,261	2,450	...
	NEW YORK		
Large stores and multiunits—			
Analyzing merchandise line sales, total	60,083	767	...
Meals	40,355	550	49,265
Beer, wine, liquor (on-sale)	1,255	62	6,274
Fountain, soft drinks (on-sale)	12,135	388	22,410
Cigars, cigarettes, tobacco	1,581	223	19,385
Candy, nuts, confectionery	2,133	206	13,096
Groceries, packaged liquors, etc. (off-sale)	1,035	30	2,758
Other sales	1,589	...	...
Not analyzing merchandise line sales	571	6	...
Small single unit stores	137,817	6,703	...

See footnotes at end of table.

Table 17D.—MERCHANDISE LINE SALES OF LARGE STORES AND MULTIUNITS—EATING AND DRINKING PLACES—KIND OF BUSINESS, BY STATE: 1948—Continued

[See text for explanatory material]

Kind of business and merchandise line	Merchandise line sales (Thousand dollars)	Stores reporting merchandise line: Number	Stores reporting merchandise line: Total sales (Thousand dollars)
LUNCH COUNTERS, REFRESHMENT STANDS	NORTH CAROLINA		
Large stores and multiunits			
Analyzing merchandise line sales, total	1,124	158	...
Meals	1,559	68	2,262
Beer, wine, liquor (on-sale)	(1)	3	(x)
Fountain, soft drinks (on-sale)	938	129	2,147
Cigars, cigarettes, tobacco	236	130	2,168
Candy, nuts, confectionery	134	108	1,488
Groceries, packaged liquors, etc. (off-sale	22	19	256
Other sales	307	...	...
Not analyzing merchandise line sales	...	...	...
Small single unit stores	19,202	2,070	...
	NORTH DAKOTA		
Large stores and multiunits			
Analyzing merchandise line sales, total	891	16	...
Meals	379	14	802
Beer, wine, liquor (on-sale)	(1)	1	(x)
Fountain, soft drinks (on-sale)	152	10	639
Cigars, cigarettes, tobacco	59	10	630
Candy, nuts, confectionery	38	9	579
Groceries, packaged liquors, etc. (off-sale)	(1)	2	(x)
Other sales	263	...	...
Not analyzing merchandise line sales	...	...	...
Small single unit stores	3,530	231	...
	OHIO		
Large stores and multiunits			
Analyzing merchandise line sales, total	16,766	300	...
Meals	11,149	237	14,171
Beer, wine, liquor (on-sale)	548	17	2,652
Fountain, soft drinks (on-sale)	2,657	129	6,201
Cigars, cigarettes, tobacco	671	137	6,146
Candy, nuts, confectionery	776	95	5,024
Groceries, packaged liquors, etc. (off-sale)	182	14	909
Other sales	783	...	...
Not analyzing merchandise line sales	260	11	...
Small single unit stores	25,574	1,637	...
	OKLAHOMA		
Large stores and multiunits			
Analyzing merchandise line sales, total	1,703	51	...
Meals	835	34	1,387
Beer, wine, liquor (on-sale)	103	5	475
Fountain, soft drinks (on-sale)	489	30	1,020
Cigars, cigarettes, tobacco	39	20	847
Candy, nuts, confectionery	128	11	539
Groceries, packaged liquors, etc. (off-sale)	(1)	2	(x)
Other sales	109	...	...
Not analyzing merchandise line sales	38	1	...
Small single unit stores	11,251	913	...
	OREGON		
Large stores and multiunits			
Analyzing merchandise line sales, total	4,388	61	...
Meals	3,167	49	4,197
Beer, wine, liquor (on-sale)	170	6	859
Fountain, soft drinks (on-sale)	372	29	1,140
Cigars, cigarettes, tobacco	117	19	1,691
Candy, nuts, confectionery	14	10	673
Groceries, packaged liquors, etc. (off-sale)	178	7	1,525
Other sales	370	...	...
Not analyzing merchandise line sales	307	4	...
Small single unit stores	11,802	699	...
	PENNSYLVANIA		
Large stores and multiunits			
Analyzing merchandise line sales, total	13,272	281	...
Meals	7,417	186	9,807
Beer, wine, liquor (on-sale)	286	8	1,172
Fountain, soft drinks (on-sale)	3,039	154	6,189
Cigars, cigarettes, tobacco	407	104	4,538
Candy, nuts, confectionery	746	101	4,564
Groceries, packaged liquors, etc. (off-sale)	94	16	568
Other sales	738	...	...
Not analyzing merchandise line sales	434	9	...
Small single unit stores	51,986	3,916	...
	RHODE ISLAND		
Large stores and multiunits			
Analyzing merchandise line sales, total	1,790	44	...
Meals	866	21	1,216
Beer, wine, liquor (on-sale)	(1)	3	(x)
Fountain, soft drinks (on-sale)	454	27	730
Cigars, cigarettes, tobacco	177	23	1,150
Candy, nuts, confectionery	59	17	636
Groceries, packaged liquors, etc. (off-sale)	61	5	296
Other sales	173	...	...
Not analyzing merchandise line sales	68	4	...
Small single unit stores	5,422	391	...
	SOUTH CAROLINA		
Large stores and multiunits			
Analyzing merchandise line sales, total	3,149	76	...
Meals	933	40	1,671
Beer, wine, liquor (on-sale)	44	13	258
Fountain, soft drinks (on-sale)	1,068	63	2,588
Cigars, cigarettes, tobacco	202	61	1,868
Candy, nuts, confectionery	104	44	1,244
Groceries, packaged liquors, etc. (off-sale)	235	8	615
Other sales	563	...	...
Not analyzing merchandise line sales	60	6	...
Small single unit stores	8,278	1,014	...
	SOUTH DAKOTA		
Large stores and multiunits			
Analyzing merchandise line sales, total	266	17	...
Meals	143	11	266
Beer, wine, liquor (on-sale)	...	...	...
Fountain, soft drinks (on-sale)	76	8	157
Cigars, cigarettes, tobacco	11	8	107
Candy, nuts, confectionery	4	6	69
Groceries, packaged liquors, etc. (off-sale)	(1)	2	(x)
Other sales	32	...	...
Not analyzing merchandise line sales	...	...	...
Small single unit stores	3,043	197	...
	TENNESSEE		
Large stores and multiunits			
Analyzing merchandise line sales, total	3,673	83	...
Meals	2,416	61	3,158
Beer, wine, liquor (on-sale)	51	6	281
Fountain, soft drinks (on-sale)	604	40	1,183
Cigars, cigarettes, tobacco	191	32	2,225
Candy, nuts, confectionery	71	15	860
Groceries, packaged liquors, etc. (off-sale)	(1)	2	(x)
Other sales	340	...	...
Not analyzing merchandise line sales	241	10	...
Small single unit stores	10,492	808	...
	TEXAS		
Large stores and multiunits			
Analyzing merchandise line sales, total	11,272	295	...
Meals	7,082	213	9,814
Beer, wine, liquor (on-sale)	716	62	3,393
Fountain, soft drinks (on-sale)	2,551	201	7,059
Cigars, cigarettes, tobacco	301	117	5,515
Candy, nuts, confectionery	183	94	3,472
Groceries, packaged liquors, etc. (off-sale)	52	16	503
Other sales	387	...	...
Not analyzing merchandise line sales	1,016	17	...
Small single unit stores	28,731	2,387	...
	UTAH		
Large stores and multiunits			
Analyzing merchandise line sales, total	1,589	43	...
Meals	1,067	31	1,238
Beer, wine, liquor (on-sale)	(1)	3	(x)
Fountain, soft drinks (on-sale)	261	18	472
Cigars, cigarettes, tobacco	30	14	707
Candy, nuts, confectionery	133	18	371
Groceries, packaged liquors, etc. (off-sale)	(1)	3	(x)
Other sales	98	...	...
Not analyzing merchandise line sales	177	2	...
Small single unit stores	4,249	235	...
	VIRGINIA		
Large stores and multiunits			
Analyzing merchandise line sales, total	5,035	117	...
Meals	2,792	82	3,838
Beer, wine, liquor (on-sale)	147	24	935
Fountain, soft drinks (on-sale)	1,344	72	2,866
Cigars, cigarettes, tobacco	277	65	2,806
Candy, nuts, confectionery	128	41	1,568
Groceries, packaged liquors, etc. (off-sale)	17	5	230
Other sales	330	...	...
Not analyzing merchandise line sales	...	...	...
Small single unit stores	17,799	1,107	...
	WASHINGTON		
Large stores and multiunits			
Analyzing merchandise line sales, total	6,551	115	...
Meals	4,082	90	6,136
Beer, wine, liquor (on-sale)	97	5	420
Fountain, soft drinks (on-sale)	939	57	1,733
Cigars, cigarettes, tobacco	145	34	1,666
Candy, nuts, confectionery	86	24	882
Groceries, packaged liquors, etc. (off-sale)	454	17	2,871
Other sales	748	...	...
Not analyzing merchandise line sales	342	6	...
Small single unit stores	14,873	842	...
	WEST VIRGINIA		
Large stores and multiunits			
Analyzing merchandise line sales, total	1,977	42	...
Meals	893	29	1,373
Beer, wine, liquor (on-sale)	(1)	3	(x)
Fountain, soft drinks (on-sale)	564	31	1,282
Cigars, cigarettes, tobacco	175	29	1,213
Candy, nuts, confectionery	84	20	661
Groceries, packaged liquors, etc. (off-sale)	30	5	215
Other sales	231	...	...
Not analyzing merchandise line sales	5	1	...
Small single unit stores	9,227	705	...
	WISCONSIN		
Large stores and multiunits			
Analyzing merchandise line sales, total	4,797	101	...
Meals	2,413	67	3,790
Beer, wine, liquor (on-sale)	(1)	2	(x)
Fountain, soft drinks (on-sale)	1,152	65	2,326
Cigars, cigarettes, tobacco	338	53	2,964
Candy, nuts, confectionery	358	55	2,815
Groceries, packaged liquors, etc. (off-sale)	12	6	175
Other sales	524	...	...
Not analyzing merchandise line sales	3	2	...
Small single unit stores	16,779	1,047	...

See footnotes at end of table.

Table 17D.—MERCHANDISE LINE SALES OF LARGE STORES AND MULTIUNITS—EATING AND DRINKING PLACES—KIND OF BUSINESS, BY STATE: 1948—Continued

[See text for explanatory material]

Kind of business and merchandise line	Merchandise line sales (Thousand dollars)	Stores reporting merchandise line: Number	Stores reporting merchandise line: Total sales (Thousand dollars)
DRINKING PLACES			
ALABAMA			
Large stores and multiunits—			
Analyzing merchandise line sales, total	2,864	52	...
Beer, wine, liquor (on-sale)	1,925	52	2,864
Meals	690	37	2,489
Fountain, soft drinks (on-sale)	39	13	613
Cigars, cigarettes, tobacco	123	30	1,906
Candy, nuts, confectionery	15	5	135
Packaged liquors, groceries, etc. (off-sale)	(1)	3	(x)
Other sales	72	...	...
Not analyzing merchandise line sales	128	2	...
Small single unit stores	11,602	660	...
ARIZONA			
Large stores and multiunits—			
Analyzing merchandise line sales, total	5,448	65	...
Beer, wine, liquor (on-sale)	4,039	65	5,448
Meals	773	17	2,059
Fountain, soft drinks (on-sale)	(1)	3	(x)
Cigars, cigarettes, tobacco	56	13	1,393
Candy, nuts, confectionery	(1)	1	(x)
Packaged liquors, groceries, etc. (off-sale)	370	29	2,033
Other sales	210	...	...
Not analyzing merchandise line sales	45	1	...
Small single unit stores	17,221	501	...
ARKANSAS			
Large stores and multiunits—			
Analyzing merchandise line sales, total	1,395	40	...
Beer, wine, liquor (on-sale)	773	40	1,395
Meals	429	18	742
Fountain, soft drinks (on-sale)	34	14	396
Cigars, cigarettes, tobacco	81	28	1,174
Candy, nuts, confectionery	15	11	324
Packaged liquors, groceries, etc. (off-sale)	(1)	2	(x)
Other sales	63	...	...
Not analyzing merchandise line sales	...	...	...
Small single unit stores	8,478	737	...
CALIFORNIA			
Large stores and multiunits—			
Analyzing merchandise line sales, total	88,897	1,176	...
Beer, wine, liquor (on-sale)	59,214	1,176	88,897
Meals	21,437	955	78,376
Fountain, soft drinks (on-sale)	831	98	6,486
Cigars, cigarettes, tobacco	952	264	21,284
Candy, nuts, confectionery	211	84	6,314
Packaged liquors, groceries, etc. (off-sale)	3,138	145	17,708
Other sales	3,114	...	...
Not analyzing merchandise line sales	3,151	30	...
Small single unit stores	228,034	7,855	...
COLORADO			
Large stores and multiunits—			
Analyzing merchandise line sales, total	5,430	79	...
Beer, wine, liquor (on-sale)	3,820	79	5,430
Meals	1,302	67	4,956
Fountain, soft drinks (on-sale)	13	14	742
Cigars, cigarettes, tobacco	99	42	2,911
Candy, nuts, confectionery	19	18	1,039
Packaged liquors, groceries, etc. (off-sale)	(1)	3	(x)
Other sales	177	...	...
Not analyzing merchandise line sales	120	1	...
Small single unit stores	27,960	981	...
CONNECTICUT			
Large stores and multiunits—			
Analyzing merchandise line sales, total	3,746	57	...
Beer, wine, liquor (on-sale)	2,114	57	3,746
Meals	1,586	54	3,702
Fountain, soft drinks (on-sale)	(1)	3	(x)
Cigars, cigarettes, tobacco	36	24	1,974
Candy, nuts, confectionery	(1)	2	(x)
Packaged liquors, groceries, etc. (off-sale)	...	...	...
Other sales	10	...	...
Not analyzing merchandise line sales	110	1	...
Small single unit stores	50,859	1,973	...
DELAWARE			
Large stores and multiunits—			
Analyzing merchandise line sales, total	971	15	...
Beer, wine, liquor (on-sale)	704	15	971
Meals	132	8	550
Fountain, soft drinks (on-sale)	(1)	1	(x)
Cigars, cigarettes, tobacco	13	8	477
Candy, nuts, confectionery	(1)	1	(x)
Packaged liquors, groceries, etc. (off-sale)	(1)	1	(x)
Other sales	122	...	...
Not analyzing merchandise line sales	...	...	...
Small single unit stores	5,824	200	...
DISTRICT OF COLUMBIA			
Large stores and multiunits—			
Analyzing merchandise line sales, total	1,812	21	...
Beer, wine, liquor (on-sale)	1,219	21	1,812
Meals	569	20	1,800
Fountain, soft drinks (on-sale)	(1)	2	(x)
Cigars, cigarettes, tobacco	(1)	4	(x)
Candy, nuts, confectionery	(1)	1	(x)
Packaged liquors, groceries, etc. (off-sale)	...	...	...
Other sales	24	...	...
Not analyzing merchandise line sales	...	...	...
Small single unit stores	5,091	113	...
FLORIDA			
Large stores and multiunits—			
Analyzing merchandise line sales, total	18,135	260	...
Beer, wine, liquor (on-sale)	13,073	260	18,135
Meals	2,119	115	9,886
Fountain, soft drinks (on-sale)	231	49	1,823
Cigars, cigarettes, tobacco	227	107	6,287
Candy, nuts, confectionery	38	27	1,153
Packaged liquors, groceries, etc. (off-sale)	1,592	61	5,700
Other sales	855	...	...
Not analyzing merchandise line sales	781	11	...
Small single unit stores	50,864	3,160	...
GEORGIA			
Large stores and multiunits—			
Analyzing merchandise line sales, total	3,897	121	...
Beer, wine, liquor (on-sale)	2,525	121	3,897
Meals	612	52	2,428
Fountain, soft drinks (on-sale)	77	32	1,051
Cigars, cigarettes, tobacco	133	61	2,288
Candy, nuts, confectionery	11	23	537
Packaged liquors, groceries, etc. (off-sale)	287	16	1,002
Other sales	252	...	...
Not analyzing merchandise line sales	166	2	...
Small single unit stores	15,136	982	...
IDAHO			
Large stores and multiunits—			
Analyzing merchandise line sales, total	4,600	83	...
Beer, wine, liquor (on-sale)	2,476	83	4,600
Meals	725	38	2,634
Fountain, soft drinks (on-sale)	109	28	1,347
Cigars, cigarettes, tobacco	233	49	2,857
Candy, nuts, confectionery	85	29	1,318
Packaged liquors, groceries, etc. (off-sale)	(1)	2	(x)
Other sales	972	...	...
Not analyzing merchandise line sales	55	1	...
Small single unit stores	19,283	897	...
ILLINOIS			
Large stores and multiunits—			
Analyzing merchandise line sales, total	56,991	625	...
Beer, wine, liquor (on-sale)	38,200	625	56,991
Meals	9,402	274	31,743
Fountain, soft drinks (on-sale)	312	80	4,695
Cigars, cigarettes, tobacco	1,797	293	27,468
Candy, nuts, confectionery	168	68	4,275
Packaged liquors, groceries, etc. (off-sale)	4,817	176	16,659
Other sales	2,295	...	...
Not analyzing merchandise line sales	2,022	21	...
Small single unit stores	351,058	13,704	...
INDIANA			
Large stores and multiunits—			
Analyzing merchandise line sales, total	12,160	135	...
Beer, wine, liquor (on-sale)	8,142	135	12,160
Meals	2,522	115	10,653
Fountain, soft drinks (on-sale)	95	21	2,129
Cigars, cigarettes, tobacco	249	67	5,724
Candy, nuts, confectionery	23	16	1,537
Packaged liquors, groceries, etc. (off-sale)	902	48	4,523
Other sales	227	...	...
Not analyzing merchandise line sales	162	3	...
Small single unit stores	100,754	2,861	...
IOWA			
Large stores and multiunits—			
Analyzing merchandise line sales, total	3,852	81	...
Beer, wine, liquor (on-sale)	2,375	81	3,852
Meals	837	33	2,521
Fountain, soft drinks (on-sale)	49	23	937
Cigars, cigarettes, tobacco	286	71	3,427
Candy, nuts, confectionery	53	30	1,132
Packaged liquors, groceries, etc. (off-sale)	10	5	143
Other sales	242	...	...
Not analyzing merchandise line sales	316	6	...
Small single unit stores	67,243	2,824	...
KANSAS			
Large stores and multiunits—			
Analyzing merchandise line sales, total	972	40	...
Beer, wine, liquor (on-sale)	763	40	972
Meals	74	12	330
Fountain, soft drinks (on-sale)	8	9	149
Cigars, cigarettes, tobacco	61	24	595
Candy, nuts, confectionery	6	9	185
Packaged liquors, groceries, etc. (off-sale)	(1)	2	(x)
Other sales	60	...	...
Not analyzing merchandise line sales	163	2	...
Small single unit stores	30,733	1,873	...
KENTUCKY			
Large stores and multiunits—			
Analyzing merchandise line sales, total	8,111	85	...
Beer, wine, liquor (on-sale)	4,950	85	8,111
Meals	1,654	56	6,236
Fountain, soft drinks (on-sale)	240	39	3,087
Cigars, cigarettes, tobacco	189	52	4,530
Candy, nuts, confectionery	65	20	2,349
Packaged liquors, groceries, etc. (off-sale)	600	20	2,367
Other sales	413	...	...
Not analyzing merchandise line sales	441	3	...
Small single unit stores	35,204	1,405	...
LOUISIANA			
Large stores and multiunits—			
Analyzing merchandise line sales, total	12,808	281	...
Beer, wine, liquor (on-sale)	8,970	281	12,808
Meals	2,088	91	6,369
Fountain, soft drinks (on-sale)	389	99	4,108
Cigars, cigarettes, tobacco	327	146	5,898
Candy, nuts, confectionery	37	39	1,465
Packaged liquors, groceries, etc. (off-sale)	553	57	2,662
Other sales	444	...	...
Not analyzing merchandise line sales	997	12	...
Small single unit stores	55,079	3,073	...
MARYLAND			
Large stores and multiunits—			
Analyzing merchandise line sales, total	15,921	135	...
Beer, wine, liquor (on-sale)	11,053	135	15,921
Meals	2,688	93	11,457
Fountain, soft drinks (on-sale)	166	19	2,000
Cigars, cigarettes, tobacco	372	59	7,425
Candy, nuts, confectionery	75	15	1,273
Packaged liquors, groceries, etc. (off-sale)	1,349	46	5,612
Other sales	218	...	...
Not analyzing merchandise line sales	...	...	...
Small single unit stores	72,946	2,635	...
MASSACHUSETTS			
Large stores and multiunits—			
Analyzing merchandise line sales, total	16,842	184	...
Beer, wine, liquor (on-sale)	12,513	184	16,842
Meals	4,002	155	14,980
Fountain, soft drinks (on-sale)	41	11	755
Cigars, cigarettes, tobacco	116	49	4,657
Candy, nuts, confectionery	1	5	177
Packaged liquors, groceries, etc. (off-sale)	(1)	4	(x)
Other sales	169	...	...
Not analyzing merchandise line sales	735	8	...
Small single unit stores	98,726	3,003	...
MICHIGAN			
Large stores and multiunits—			
Analyzing merchandise line sales, total	23,611	257	...
Beer, wine, liquor (on-sale)	16,725	257	23,611
Meals	4,925	140	15,917
Fountain, soft drinks (on-sale)	146	52	3,380
Cigars, cigarettes, tobacco	555	121	10,607
Candy, nuts, confectionery	46	36	2,257
Packaged liquors, groceries, etc. (off-sale)	36	9	527
Other sales	1,178	...	...
Not analyzing merchandise line sales	558	9	...
Small single unit stores	184,128	5,536	...
MINNESOTA			
Large stores and multiunits—			
Analyzing merchandise line sales, total	33,920	283	...
Beer, wine, liquor (on-sale)	24,076	283	33,920
Meals	5,278	119	17,481
Fountain, soft drinks (on-sale)	325	53	3,864
Cigars, cigarettes, tobacco	969	180	20,531
Candy, nuts, confectionery	279	82	6,765
Packaged liquors, groceries, etc. (off-sale)	2,012	46	5,818
Other sales	981	...	...
Not analyzing merchandise line sales	380	5	...
Small single unit stores	76,417	3,193	...
MISSISSIPPI			
Large stores and multiunits—			
Analyzing merchandise line sales, total	1,183	55	...
Beer, wine, liquor (on-sale)	696	55	1,183
Meals	260	26	682
Fountain, soft drinks (on-sale)	62	23	386
Cigars, cigarettes, tobacco	53	25	661
Candy, nuts, confectionery	13	11	490
Packaged liquors, groceries, etc. (off-sale)	41	8	167
Other sales	58	...	...
Not analyzing merchandise line sales	...	...	...
Small single unit stores	7,155	763	...
MISSOURI			
Large stores and multiunits—			
Analyzing merchandise line sales, total	12,117	229	...
Beer, wine, liquor (on-sale)	7,664	229	12,117
Meals	2,254	94	7,147
Fountain, soft drinks (on-sale)	94	42	1,460
Cigars, cigarettes, tobacco	297	98	4,956
Candy, nuts, confectionery	22	26	710
Packaged liquors, groceries, etc. (off-sale)	1,258	74	5,081
Other sales	528	...	...
Not analyzing merchandise line sales	237	1	...
Small single unit stores	94,369	4,409	...
MONTANA			
Large stores and multiunits—			
Analyzing merchandise line sales, total	5,596	73	...
Beer, wine, liquor (on-sale)	3,601	73	5,596
Meals	824	29	2,924
Fountain, soft drinks (on-sale)	72	8	751
Cigars, cigarettes, tobacco	388	37	3,001
Candy, nuts, confectionery	40	12	957
Packaged liquors, groceries, etc. (off-sale)	(1)	2	(x)
Other sales	671	...	...
Not analyzing merchandise line sales	335	2	...
Small single unit stores	33,300	1,195	...
NEBRASKA			
Large stores and multiunits—			
Analyzing merchandise line sales, total	3,248	46	...
Beer, wine, liquor (on-sale)	2,213	46	3,248
Meals	407	19	1,373
Fountain, soft drinks (on-sale)	7	5	194
Cigars, cigarettes, tobacco	94	26	1,674
Candy, nuts, confectionery	23	12	736
Packaged liquors, groceries, etc. (off-sale)	398	22	2,005
Other sales	106	...	...
Not analyzing merchandise line sales	18	1	...
Small single unit stores	38,957	1,302	...
NEVADA			
Large stores and multiunits—			
Analyzing merchandise line sales, total	4,631	59	...
Beer, wine, liquor (on-sale)	3,198	59	4,631
Meals	696	20	1,788
Fountain, soft drinks (on-sale)	52	11	702
Cigars, cigarettes, tobacco	95	24	1,530
Candy, nuts, confectionery	8	6	247
Packaged liquors, groceries, etc. (off-sale)	76	10	427
Other sales	506	...	...
Not analyzing merchandise line sales	130	2	...
Small single unit stores	8,435	365	...
NEW JERSEY			
Large stores and multiunits—			
Analyzing merchandise line sales, total	27,665	335	...
Beer, wine, liquor (on-sale)	19,091	335	27,665
Meals	5,880	189	19,409
Fountain, soft drinks (on-sale)	128	27	1,481
Cigars, cigarettes, tobacco	243	83	7,231
Candy, nuts, confectionery	13	15	811
Packaged liquors, groceries, etc. (off-sale)	1,571	73	6,267
Other sales	739	...	...
Not analyzing merchandise line sales	782	14	...
Small single unit stores	204,043	7,617	...
NEW MEXICO			
Large stores and multiunits—			
Analyzing merchandise line sales, total	3,528	52	...
Beer, wine, liquor (on-sale)	2,752	52	3,528
Meals	309	14	1,019
Fountain, soft drinks (on-sale)	(1)	3	(x)
Cigars, cigarettes, tobacco	19	8	429
Candy, nuts, confectionery	(1)	3	(x)
Packaged liquors, groceries, etc. (off-sale)	277	13	960
Other sales	171	...	...
Not analyzing merchandise line sales	152	1	...
Small single unit stores	12,764	544	...
NEW YORK			
Large stores and multiunits—			
Analyzing merchandise line sales, total	84,847	878	...
Beer, wine, liquor (on-sale)	57,617	878	84,847
Meals	25,173	865	84,171
Fountain, soft drinks (on-sale)	310	55	4,130
Cigars, cigarettes, tobacco	375	213	21,940
Candy, nuts, confectionery	72	29	1,573
Packaged liquors, groceries, etc. (off-sale)	53	8	672
Other sales	1,247	...	...
Not analyzing merchandise line sales	1,478	12	...
Small single unit stores	501,428	16,301	...
NORTH CAROLINA			
Large stores and multiunits—			
Analyzing merchandise line sales, total	1,055	43	...
Beer, wine, liquor (on-sale)	618	43	1,055
Meals	148	21	639
Fountain, soft drinks (on-sale)	55	26	685
Cigars, cigarettes, tobacco	62	30	852
Candy, nuts, confectionery	23	16	484
Packaged liquors, groceries, etc. (off-sale)	(1)	4	(x)
Other sales	149	...	...
Not analyzing merchandise line sales	10	1	...
Small single unit stores	9,938	941	...

See footnotes at end of table.

Table 17D.—MERCHANDISE LINE SALES OF LARGE STORES AND MULTIUNITS—EATING AND DRINKING PLACES—KIND OF BUSINESS, BY STATE: 1948—Continued

[See text for explanatory material]

Kind of business and merchandise line	Merchandise line sales (Thousand dollars)	Stores reporting merchandise line: Number	Stores reporting merchandise line: Total sales (Thousand dollars)
DRINKING PLACES			
	NORTH DAKOTA		
Large stores and multiunits—			
Analyzing merchandise line sales, total	5,300	75	...
Beer, wine, liquor (on-sale)	3,526	75	5,300
Meals	189	7	574
Fountain, soft drinks (on-sale)	21	21	1,179
Cigars, cigarettes, tobacco	194	54	3,806
Candy, nuts, confectionery	19	6	593
Packaged liquors, groceries, etc. (off-sale)	1,218	46	3,967
Other sales	142	...	...
Not analyzing merchandise line sales	...	...	...
Small single unit stores	21,921	991	...
	OHIO		
Large stores and multiunits—			
Analyzing merchandise line sales, total	51,506	660	...
Beer, wine, liquor (on-sale)	35,739	660	51,506
Meals	11,209	601	48,428
Fountain, soft drinks (on-sale)	521	153	10,253
Cigars, cigarettes, tobacco	1,400	420	32,104
Candy, nuts, confectionery	211	138	8,713
Packaged liquors, groceries, etc. (off-sale)	1,432	129	12,706
Other sales	994	...	...
Not analyzing merchandise line sales	454	6	...
Small single unit stores	269,890	8,737	...
	OKLAHOMA		
Large stores and multiunits—			
Analyzing merchandise line sales, total	1,480	51	...
Beer, wine, liquor (on-sale)	1,029	51	1,480
Meals	189	13	656
Fountain, soft drinks (on-sale)	32	16	334
Cigars, cigarettes, tobacco	93	28	1,036
Candy, nuts, confectionery	11	10	258
Packaged liquors, groceries, etc. (off-sale)	[1]	2	(x)
Other sales	126	...	...
Not analyzing merchandise line sales	...	...	...
Small single unit stores	23,927	1,711	...
	OREGON		
Large stores and multiunits—			
Analyzing merchandise line sales, total	4,717	86	...
Beer, wine, liquor (on-sale)	2,754	86	4,717
Meals	1,102	52	3,314
Fountain, soft drinks (on-sale)	121	24	1,550
Cigars, cigarettes, tobacco	260	57	3,363
Candy, nuts, confectionery	60	24	1,359
Packaged liquors, groceries, etc. (off-sale)	90	11	587
Other sales	330	...	...
Not analyzing merchandise line sales	257	2	...
Small single unit stores	31,867	1,220	...
	PENNSYLVANIA		
Large stores and multiunits—			
Analyzing merchandise line sales, total	31,452	486	...
Beer, wine, liquor (on-sale)	22,691	486	31,452
Meals	7,788	447	30,408
Fountain, soft drinks (on-sale)	136	63	3,161
Cigars, cigarettes, tobacco	367	196	11,142
Candy, nuts, confectionery	62	52	1,704
Packaged liquors, groceries, etc. (off-sale)	90	15	877
Other sales	318	...	...
Not analyzing merchandise line sales	1,275	10	...
Small single unit stores	342,652	13,864	...
	RHODE ISLAND		
Large stores and multiunits—			
Analyzing merchandise line sales, total	2,415	30	...
Beer, wine, liquor (on-sale)	1,566	30	2,415
Meals	829	20	2,055
Fountain, soft drinks (on-sale)	...	...	...
Cigars, cigarettes, tobacco	18	7	675
Candy, nuts, confectionery	[1]	2	(x)
Packaged liquors, groceries, etc. (off-sale)	...	...	...
Other sales	2	...	...
Not analyzing merchandise line sales	...	...	...
Small single unit stores	20,785	941	...
	SOUTH CAROLINA		
Large stores and multiunits—			
Analyzing merchandise line sales, total	688	30	...
Beer, wine, liquor (on-sale)	263	30	688
Meals	97	13	273
Fountain, soft drinks (on-sale)	76	17	407
Cigars, cigarettes, tobacco	25	21	292
Candy, nuts, confectionery	11	10	109
Packaged liquors, groceries, etc. (off-sale)	5	5	94
Other sales	211	...	...
Not analyzing merchandise line sales	...	...	...
Small single unit stores	3,316	379	...
	SOUTH DAKOTA		
Large stores and multiunits—			
Analyzing merchandise line sales, total	1,829	31	...
Beer, wine, liquor (on-sale)	1,531	31	1,829
Meals	[1]	4	(x)
Fountain, soft drinks (on-sale)	22	9	520
Cigars, cigarettes, tobacco	68	23	1,238
Candy, nuts, confectionery	22	11	483
Packaged liquors, groceries, etc. (off-sale)	[1]	4	(x)
Other sales	186	...	...
Not analyzing merchandise line sales	316	4	...
Small single unit stores	16,081	644	...
	TENNESSEE		
Large stores and multiunits—			
Analyzing merchandise line sales, total	2,974	99	...
Beer, wine, liquor (on-sale)	1,963	99	2,974
Meals	643	60	1,999
Fountain, soft drinks (on-sale)	73	26	824
Cigars, cigarettes, tobacco	158	64	2,162
Candy, nuts, confectionery	33	33	918
Packaged liquors, groceries, etc. (off-sale)	[1]	4	(x)
Other sales	104	...	...
Not analyzing merchandise line sales	...	...	...
Small single unit stores	20,003	1,540	...
	TEXAS		
Large stores and multiunits—			
Analyzing merchandise line sales, total	14,168	516	...
Beer, wine, liquor (on-sale)	9,948	516	14,168
Meals	2,499	174	7,314
Fountain, soft drinks (on-sale)	605	172	5,755
Cigars, cigarettes, tobacco	354	219	6,794
Candy, nuts, confectionery	107	70	2,497
Packaged liquors, groceries, etc. (off-sale)	76	20	560
Other sales	579	...	...
Not analyzing merchandise line sales	455	14	...
Small single unit stores	67,348	5,469	...
	UTAH		
Large stores and multiunits—			
Analyzing merchandise line sales, total	1,870	62	...
Beer, wine, liquor (on-sale)	1,309	62	1,870
Meals	201	21	824
Fountain, soft drinks (on-sale)	79	15	451
Cigars, cigarettes, tobacco	111	44	1,343
Candy, nuts, confectionery	23	19	591
Packaged liquors, groceries, etc. (off-sale)	[1]	1	(x)
Other sales	147	...	...
Not analyzing merchandise line sales	...	...	...
Small single unit stores	9,480	459	...
	VIRGINIA		
Large stores and multiunits—			
Analyzing merchandise line sales, total	1,363	41	...
Beer, wine, liquor (on-sale)	742	41	1,363
Meals	248	30	1,074
Fountain, soft drinks (on-sale)	146	21	707
Cigars, cigarettes, tobacco	47	29	797
Candy, nuts, confectionery	34	19	483
Packaged liquors, groceries, etc. (off-sale)	11	6	118
Other sales	135	...	...
Not analyzing merchandise line sales	36	1	...
Small single unit stores	18,381	854	...
	WASHINGTON		
Large stores and multiunits—			
Analyzing merchandise line sales, total	10,797	211	...
Beer, wine, liquor (on-sale)	6,830	211	10,797
Meals	1,412	82	5,524
Fountain, soft drinks (on-sale)	99	37	1,767
Cigars, cigarettes, tobacco	795	144	7,712
Candy, nuts, confectionery	164	65	3,524
Packaged liquors, groceries, etc. (off-sale)	284	38	1,713
Other sales	1,213	...	...
Not analyzing merchandise line sales	21	1	...
Small single unit stores	52,150	1,850	...
	WEST VIRGINIA		
Large stores and multiunits—			
Analyzing merchandise line sales, total	1,727	73	...
Beer, wine, liquor (on-sale)	1,114	73	1,727
Meals	253	34	1,087
Fountain, soft drinks (on-sale)	130	41	1,017
Cigars, cigarettes, tobacco	90	53	1,327
Candy, nuts, confectionery	47	31	839
Packaged liquors, groceries, etc. (off-sale)	34	9	244
Other sales	59	...	...
Not analyzing merchandise line sales	...	...	...
Small single unit stores	26,741	2,135	...
	WISCONSIN		
Large stores and multiunits—			
Analyzing merchandise line sales, total	17,855	305	...
Beer, wine, liquor (on-sale)	13,066	305	17,855
Meals	2,583	155	10,496
Fountain, soft drinks (on-sale)	275	78	3,405
Cigars, cigarettes, tobacco	444	202	10,650
Candy, nuts, confectionery	128	139	6,221
Packaged liquors, groceries, etc. (off-sale)	871	87	5,226
Other sales	488	...	...
Not analyzing merchandise line sales	126	3	...
Small single unit stores	212,569	10,725	...
	WYOMING		
Large stores and multiunits—			
Analyzing merchandise line sales, total	1,805	46	...
Beer, wine, liquor (on-sale)	1,153	46	1,805
Meals	211	7	744
Fountain, soft drinks (on-sale)	[1]	3	(x)
Cigars, cigarettes, tobacco	22	10	574
Candy, nuts, confectionery	[1]	3	(x)
Packaged liquors, groceries, etc. (off-sale)	306	14	956
Other sales	113	...	...
Not analyzing merchandise line sales	249	3	...
Small single unit stores	9,594	279	...

x Withheld to avoid disclosure.
[1] Combined with "Other sales."

Table 17E.—MERCHANDISE LINE SALES OF LARGE STORES AND MULTIUNITS—EATING AND DRINKING PLACES — KIND OF BUSINESS, FOR SELECTED STANDARD METROPOLITAN AREAS: 1948

[See text for explanatory material]

Kind of business and merchandise line	Merchandise line sales (Thousand dollars)	Stores reporting merchandise line: Number	Stores reporting merchandise line: Total sales (Thousand dollars)
AKRON, OHIO			
RESTAURANTS, CAFETERIAS, CATERERS			
Large stores and multiunits—			
Analyzing merchandise line sales, total	5,120	49	...
Meals	5,220	49	6,120
Beer, wine, liquor (on-sale)	572	13	2,029
Fountain, soft drinks (on-sale)	93	16	1,231
Outside catering (all foods)	(1)	4	(x)
Cigars, cigarettes, tobacco	114	21	2,474
Candy, nuts, confectionery	36	12	1,370
Groceries, packaged liquors, etc. (off-sale)	(1)	2	(x)
Other sales	85	...	...
Not analyzing merchandise line sales	121	2	...
Small single unit stores	6,344	226	...
ALBANY-SCHENECTADY-TROY, N.Y.			
Large stores and multiunits—			
Analyzing merchandise line sales, total	11,659	73	...
Meals	9,058	73	11,659
Beer, wine, liquor (on-sale)	1,640	35	7,306
Fountain, soft drinks (on-sale)	345	16	2,425
Outside catering (all foods)	(1)	2	(x)
Cigars, cigarettes, tobacco	140	31	6,807
Candy, nuts, confectionery	216	20	2,876
Groceries, packaged liquors, etc. (off-sale)	(1)	3	(x)
Other sales	260	...	...
Not analyzing merchandise line sales	61	2	...
Small single unit stores	9,891	335	...
ALLENTOWN-BETHLEHEM-EASTON, PA.			
Large stores and multiunits—			
Analyzing merchandise line sales, total	4,964	44	...
Meals	4,295	44	4,964
Beer, wine, liquor (on-sale)	413	14	2,070
Fountain, soft drinks (on-sale)	62	11	691
Outside catering (all foods)	(1)	2	(x)
Cigars, cigarettes, tobacco	117	29	3,436
Candy, nuts, confectionery	30	14	1,755
Groceries, packaged liquors, etc. (off-sale)	(1)	2	(x)
Other sales	63	...	...
Not analyzing merchandise line sales	126	3	...
Small single unit stores	6,869	255	...
ATLANTA, GA.			
Large stores and multiunits—			
Analyzing merchandise line sales, total	13,961	121	...
Meals	11,620	121	13,961
Beer, wine, liquor (on-sale)	742	28	4,082
Fountain, soft drinks (on-sale)	401	33	3,032
Outside catering (all foods)	(1)	3	(x)
Cigars, cigarettes, tobacco	457	61	6,292
Candy, nuts, confectionery	129	36	4,027
Groceries, packaged liquors, etc. (off-sale)	145	6	594
Other sales	467	...	...
Not analyzing merchandise line sales	1,419	3	...
Small single unit stores	13,087	464	...
BALTIMORE, MD.			
Large stores and multiunits—			
Analyzing merchandise line sales, total	27,173	185	...
Meals	21,325	185	27,173
Beer, wine, liquor (on-sale)	3,280	62	12,561
Fountain, soft drinks (on-sale)	624	32	4,395
Outside catering (all foods)	473	14	2,825
Cigars, cigarettes, tobacco	364	63	10,177
Candy, nuts, confectionery	207	32	5,175
Groceries, packaged liquors, etc. (off-sale)	424	21	4,154
Other sales	476	...	...
Not analyzing merchandise line sales	124	1	...
Small single unit stores	23,468	965	...
BIRMINGHAM, ALA.			
Large stores and multiunits—			
Analyzing merchandise line sales, total	9,890	86	...
Meals	7,514	86	9,890
Beer, wine, liquor (on-sale)	1,132	44	5,272
Fountain, soft drinks (on-sale)	170	21	1,898
Outside catering (all foods)	(1)	4	(x)
Cigars, cigarettes, tobacco	485	56	6,179
Candy, nuts, confectionery	66	15	1,536
Groceries, packaged liquors, etc. (off-sale)	110	9	758
Other sales	413	...	...
Not analyzing merchandise line sale	154	3	...
Small single unit stores	8,954	334	...
BOSTON, MASS.			
Large stores and multiunits—			
Analyzing merchandise line sales, total	86,424	489	...
Meals	68,533	489	86,424
Beer, wine, liquor (on-sale)	8,130	153	37,625
Fountain, soft drinks (on-sale)	2,687	74	13,167
Outside catering (all foods)	2,928	27	4,243
Cigars, cigarettes, tobacco	1,680	255	52,763
Candy, nuts, confectionery	863	81	19,572
Groceries, packaged liquors, etc. (off-sale)	833	35	7,151
Other sales	770	...	...
Not analyzing merchandise line sales	2,648	16	...
Small single unit stores	40,295	1,275	...
BRIDGEPORT, CONN.			
Large stores and multiunits—			
Analyzing merchandise line sales, total	4,131	31	...
Meals	3,351	31	4,131
Beer, wine, liquor (on-sale)	446	10	1,506
Fountain, soft drinks (on-sale)	130	7	1,264
Outside catering (all foods)	(1)	3	(x)
Cigars, cigarettes, tobacco	48	10	1,759
Candy, nuts, confectionery	(1)	4	(x)
Groceries, packaged liquors, etc. (off-sale)	(1)	1	(x)
Other sales	156	...	...
Not analyzing merchandise line sales	40	1	...
Small single unit stores	5,079	201	...
BUFFALO, N.Y.			
Large stores and multiunits—			
Analyzing merchandise line sales, total	19,452	171	...
Meals	15,627	171	19,452
Beer, wine, liquor (on-sale)	2,236	45	8,871
Fountain, soft drinks (on-sale)	201	18	2,215
Outside catering (all foods)	(1)	4	(x)
Cigars, cigarettes, tobacco	608	90	8,907
Candy, nuts, confectionery	150	29	2,950
Groceries, packaged liquors, etc. (off-sale)	112	8	923
Other sales	518	...	...
Not analyzing merchandise line sales	116	2	...
Small single unit stores	16,474	780	...
CANTON, OHIO			
Large stores and multiunits—			
Analyzing merchandise line sales, total	4,671	44	...
Meals	3,379	44	4,671
Beer, wine, liquor (on-sale)	349	12	1,615
Fountain, soft drinks (on-sale)	217	13	1,424
Outside catering (all foods)	(1)	2	(x)
Cigars, cigarettes, tobacco	264	22	3,091
Candy, nuts, confectionery	190	17	2,053
Groceries, packaged liquors, etc. (off-sale)	...	...	...
Other sales	272	...	...
Not analyzing merchandise line sales	33	1	...
Small single unit stores	4,461	167	...
CHATTANOOGA, TENN.			
Large stores and multiunits—			
Analyzing merchandise line sales, total	4,009	38	...
Meals	3,439	38	4,009
Beer, wine, liquor (on-sale)	330	12	1,461
Fountain, soft drinks (on-sale)	58	6	617
Outside catering (all foods)	(1)	1	(x)
Cigars, cigarettes, tobacco	125	16	1,740
Candy, nuts, confectionery	16	5	734
Groceries, packaged liquors, etc. (off-sale)	(1)	1	(x)
Other sales	41	...	...
Not analyzing merchandise line sales	18	1	...
Small single unit stores	4,019	177	...
CHICAGO, ILL.			
Large stores and multiunits—			
Analyzing merchandise line sales, total	183,777	950	...
Meals	149,729	950	183,777
Beer, wine, liquor (on-sale)	20,877	307	88,449
Fountain, soft drinks (on-sale)	2,894	116	21,573
Outside catering (all foods)	2,700	30	6,168
Cigars, cigarettes, tobacco	3,980	452	103,635
Candy, nuts, confectionery	822	154	27,297
Groceries, packaged liquors, etc. (off-sale)	1,241	40	7,846
Other sales	1,534	...	...
Not analyzing merchandise line sales	2,111	12	...
Small single unit stores	90,174	3,071	...
CINCINNATI, OHIO			
Large stores and multiunits—			
Analyzing merchandise line sales, total	18,123	118	...
Meals	14,413	118	18,123
Beer, wine, liquor (on-sale)	2,421	47	9,929
Fountain, soft drinks (on-sale)	438	28	4,047
Outside catering (all foods)	312	14	1,792
Cigars, cigarettes, tobacco	213	46	7,283
Candy, nuts, confectionery	104	25	3,395
Groceries, packaged liquors, etc. (off-sale)	24	6	768
Other sales	198	...	...
Not analyzing merchandise line sales	...	...	...
Small single unit stores	13,880	584	...
CLEVELAND, OHIO			
Large stores and multiunits—			
Analyzing merchandise line sales, total	43,788	219	...
Meals	34,861	219	43,788
Beer, wine, liquor (on-sale)	4,802	73	19,710
Fountain, soft drinks (on-sale)	789	58	6,135
Outside catering (all foods)	1,248	20	4,866
Cigars, cigarettes, tobacco	943	113	24,478
Candy, nuts, confectionery	549	61	10,834
Groceries, packaged liquors, etc. (off-sale)	149	9	1,693
Other sales	447	...	...
Not analyzing merchandise line sales	...	...	...
Small single unit stores	20,169	721	...
COLUMBUS, OHIO			
Large stores and multiunits—			
Analyzing merchandise line sales, total	12,395	74	...
Meals	9,748	74	12,395
Beer, wine, liquor (on-sale)	1,642	39	6,922
Fountain, soft drinks (on-sale)	157	15	1,477
Outside catering (all foods)	(1)	1	(x)
Cigars, cigarettes, tobacco	256	40	6,408
Candy, nuts, confectionery	232	19	3,004
Groceries, packaged liquors, etc. (off-sale)	173	9	1,791
Other sales	187	...	...
Not analyzing merchandise line sales	288	1	...
Small single unit stores	9,868	326	...
DALLAS, TEX.			
Large stores and multiunits—			
Analyzing merchandise line sales, total	15,905	133	...
Meals	13,512	133	15,905
Beer, wine, liquor (on-sale)	1,010	64	8,250
Fountain, soft drinks (on-sale)	309	40	4,103
Outside catering (all foods)	500	5	1,589
Cigars, cigarettes, tobacco	405	76	8,897
Candy, nuts, confectionery	82	42	5,167
Groceries, packaged liquors, etc. (off-sale)	(1)	4	(x)
Other sales	87	...	...
Not analyzing merchandise line sales	1,622	8	...
Small single unit stores	15,230	552	...
DAVENPORT, IOWA-ROCK ISLAND-MOLINE, ILL.			
Large stores and multiunits—			
Analyzing merchandise line sales, total	4,017	35	...
Meals	3,195	35	4,017
Beer, wine, liquor (on-sale)	434	10	1,347
Fountain, soft drinks (on-sale)	32	5	460
Outside catering (all foods)	(1)	2	(x)
Cigars, cigarettes, tobacco	134	18	2,356
Candy, nuts, confectionery	25	9	1,358
Groceries, packaged liquors, etc. (off-sale)	(1)	1	(x)
Other sales	197	...	...
Not analyzing merchandise line sales	208	2	...
Small single unit stores	3,449	167	...
DAYTON, OHIO			
Large stores and multiunits—			
Analyzing merchandise line sales, total	9,271	72	...
Meals	7,392	72	9,271
Beer, wine, liquor (on-sale)	1,418	33	4,717
Fountain, soft drinks (on-sale)	81	13	1,184
Outside catering (all foods)	32	7	587
Cigars, cigarettes, tobacco	135	32	4,804
Candy, nuts, confectionery	175	16	1,585
Groceries, packaged liquors, etc. (off-sale)	(1)	1	(x)
Other sales	38	...	...
Not analyzing merchandise line sales	333	4	...
Small single unit stores	7,680	255	...
DENVER, COLO.			
Large stores and multiunits—			
Analyzing merchandise line sales, total	14,237	88	...
Meals	11,079	88	14,237
Beer, wine, liquor (on-sale)	1,705	31	6,752
Fountain, soft drinks (on-sale)	285	10	2,205
Outside catering (all foods)	(1)	3	(x)
Cigars, cigarettes, tobacco	336	34	6,435
Candy, nuts, confectionery	323	17	3,610
Groceries, packaged liquors, etc. (off-sale)	(1)	2	(x)
Other sales	509	...	...
Not analyzing merchandise line sales	196	4	...
Small single unit stores	9,283	364	...
DES MOINES, IOWA			
Large stores and multiunits—			
Analyzing merchandise line sales, total	3,660	33	...
Meals	3,327	33	3,660
Beer, wine, liquor (on-sale)	(1)	4	(x)
Fountain, soft drinks (on-sale)	45	5	364
Outside catering (all foods)	...	...	...
Cigars, cigarettes, tobacco	116	24	2,993
Candy, nuts, confectionery	8	7	1,197
Groceries, packaged liquors, etc. (off-sale)	...	...	...
Other sales	164	...	...
Not analyzing merchandise line sales	...	...	...
Small single unit stores	5,985	238	...
DETROIT, MICH.			
Large stores and multiunits—			
Analyzing merchandise line sales, total	52,669	309	...
Meals	41,808	309	52,669
Beer, wine, liquor (on-sale)	4,865	80	19,776
Fountain, soft drinks (on-sale)	761	41	5,418
Outside catering (all foods)	3,709	12	4,492
Cigars, cigarettes, tobacco	721	105	18,405
Candy, nuts, confectionery	530	46	6,958
Groceries, packaged liquors, etc. (off-sale)	68	8	703
Other sales	207	...	...
Not analyzing merchandise line sales	511	4	...
Small single unit stores	54,289	2,027	...
ERIE, PA.			
Large stores and multiunits—			
Analyzing merchandise line sales, total	3,160	33	...
Meals	2,784	33	3,160
Beer, wine, liquor (on-sale)	117	5	591
Fountain, soft drinks (on-sale)	49	10	509
Outside catering (all foods)	...	...	...
Cigars, cigarettes, tobacco	103	19	2,082
Candy, nuts, confectionery	58	10	1,222
Groceries, packaged liquors, etc. (off-sale)	...	...	...
Other sales	49	...	...
Not analyzing merchandise line sales	115	3	...
Small single unit stores	3,235	127	...
FORT WORTH, TEX.			
Large stores and multiunits—			
Analyzing merchandise line sales, total	6,363	51	...
Meals	5,247	51	6,363
Beer, wine, liquor (on-sale)	531	28	2,996
Fountain, soft drinks (on-sale)	188	18	1,813
Outside catering (all foods)	(1)	2	(x)
Cigars, cigarettes, tobacco	203	34	3,606
Candy, nuts, confectionery	50	22	2,000
Groceries, packaged liquors, etc. (off-sale)	(1)	2	(x)
Other sales	144	...	...
Not analyzing merchandise line sales	...	...	...
Small single unit stores	10,303	385	...
FRESNO, CALIF.			
Large stores and multiunits—			
Analyzing merchandise line sales, total	3,220	39	...
Meals	2,583	39	3,220
Beer, wine, liquor (on-sale)	311	12	1,108
Fountain, soft drinks (on-sale)	46	7	521
Outside catering (all foods)	(1)	4	(x)
Cigars, cigarettes, tobacco	56	10	1,108
Candy, nuts, confectionery	22	8	810
Groceries, packaged liquors, etc. (off-sale)	(1)	3	(x)
Other sales	202	...	...
Not analyzing merchandise line sales	2	1	...
Small single unit stores	5,633	221	...
GRAND RAPIDS, MICH.			
Large stores and multiunits—			
Analyzing merchandise line sales, total	3,007	29	...
Meals	2,572	29	3,007
Beer, wine, liquor (on-sale)	316	7	1,351
Fountain, soft drinks (on-sale)	(1)	4	(x)
Outside catering (all foods)	(1)	1	(x)
Cigars, cigarettes, tobacco	(1)	2	(x)
Candy, nuts, confectionery	17	8	1,340
Groceries, packaged liquors, etc. (off-sale)	(1)	1	(x)
Other sales	102	...	...
Not analyzing merchandise line sales	26	1	...
Small single unit stores	4,811	182	...

See footnotes at end of table.

Table 17E.—MERCHANDISE LINE SALES OF LARGE STORES AND MULTIUNITS—EATING AND DRINKING PLACES — KIND OF BUSINESS, FOR SELECTED STANDARD METROPOLITAN AREAS: 1948—Continued

[See text for explanatory material]

Kind of business and merchandise line	Merchandise line sales (Thousand dollars)	Stores reporting merchandise line: Number	Stores reporting merchandise line: Total sales (Thousand dollars)
	HARRISBURG, PA.		
RESTAURANTS, CAFETERIAS, CATERERS			
Large stores and multiunits—			
Analyzing merchandise line sales, total	[illegible]	45	...
Meals	[illegible]	45	5,303
Beer, wine, liquor (on sale)	320	14	1,886
Fountain, soft drinks (on-sale)	119	9	557
Outside catering (all foods)	[illegible]	1	(x
Cigars, cigarettes, tobacco	82	22	2,922
Candy, nuts, confectionery	114	13	1,698
Groceries, packaged liquors, etc. (off-sale)	...	...	...
Other sales	28	...	...
Not analyzing merchandise line sales	244	3	...
Small single unit stores	4,522	159	...
	HARTFORD, CONN.		
Large stores and multiunits—			
Analyzing merchandise line sales, total	10,515	73	...
Meals	8,536	73	10,515
Beer, wine, liquor (on-sale)	1,388	34	5,838
Fountain, soft drinks (on-sale)	156	6	600
Outside catering (all foods)	(1)	2	(x)
Cigars, cigarettes, tobacco	289	38	7,153
Candy, nuts, confectionery	134	15	3,182
Groceries, packaged liquors, etc. (off-sale)	(1)	2	(x)
Other sales	12	...	...
Not analyzing merchandise line sales	...	...	...
Small single unit stores	6,917	202	...
	HOUSTON, TEX.		
Large stores and multiunits—			
Analyzing merchandise line sales, total	20,032	149	...
Meals	17,484	149	20,032
Beer, wine, liquor (on-sale)	1,035	65	7,509
Fountain, soft drinks (on-sale)	340	26	3,846
Outside catering (all foods)	(1)	3	(x)
Cigars, cigarettes, tobacco	546	80	12,203
Candy, nuts, confectionery	189	45	6,326
Groceries, packaged liquors, etc. (off-sale)	(1)	4	(x)
Other sales	438	...	...
Not analyzing merchandise line sales	1,027	9	...
Small single unit stores	17,788	708	...
	INDIANAPOLIS, IND.		
Large stores and multiunits—			
Analyzing merchandise line sales, total	12,365	94	...
Meals	10,540	94	12,365
Beer, wine, liquor (on-sale)	1,007	20	3,674
Fountain, soft drinks (on-sale)	198	15	2,187
Outside catering (all foods)	(1)	1	(x)
Cigars, cigarettes, tobacco	351	36	5,720
Candy, nuts, confectionery	68	21	3,179
Groceries, packaged liquors, etc. (off-sale)	(1)	4	(x)
Other sales	201	...	...
Not analyzing merchandise line sales	83	1	...
Small single unit stores	8,975	362	...
	JACKSONVILLE, FLA.		
Large stores and multiunits—			
Analyzing merchandise line sales, total	5,573	42	...
Meals	4,734	42	5,573
Beer, wine, liquor (on-sale)	406	12	1,446
Fountain, soft drinks (on-sale)	80	10	867
Outside catering (all foods)	(1)	3	(x)
Cigars, cigarettes, tobacco	151	22	2,527
Candy, nuts, confectionery	37	8	1,553
Groceries, packaged liquors, etc. (off-sale)	...	...	...
Other sales	165	...	...
Not analyzing merchandise line sales	...	...	...
Small single unit stores	7,068	300	...
	JOHNSTOWN, PA.		
Large stores and multiunits—			
Analyzing merchandise line sales, total	2,537	26	...
Meals	1,708	26	2,537
Beer, wine, liquor (on-sale)	194	9	985
Fountain, soft drinks (on-sale)	261	13	1,296
Outside catering (all foods)	...	...	...
Cigars, cigarettes, tobacco	60	16	1,798
Candy, nuts, confectionery	124	12	1,195
Groceries, packaged liquors, etc. (off-sale)	141	8	740
Other sales	29	...	...
Not analyzing merchandise line sale	15	1	...
Small single unit stores	2,008	109	...
	KANSAS CITY, MO.		
Large stores and multiunits—			
Analyzing merchandise line sales, total	18,824	109	...
Meals	15,509	109	18,824
Beer, wine, liquor (on-sale)	1,268	27	6,452
Fountain, soft drinks (on-sale)	296	17	1,728
Outside catering (all foods)	92	8	1,086
Cigars, cigarettes, tobacco	168	35	5,875
Candy, nuts, confectionery	45	17	3,307
Groceries, packaged liquors, etc. (off-sale)	130	10	1,495
Other sales	1,316	...	...
Not analyzing merchandise line sales	578	4	...
Small single unit stores	16,914	749	...
	KNOXVILLE, TENN.		
Large stores and multiunits—			
Analyzing merchandise line sales, total	5,003	41	...
Meals	4,414	41	5,003
Beer, wine, liquor (on-sale)	108	8	633
Fountain, soft drinks (on-sale)	99	6	805
Outside catering (all foods)	(1)	3	(x)
Cigars, cigarettes, tobacco	126	19	1,837
Candy, nuts, confectionery	110	11	1,182
Groceries, packaged liquors, etc. (off-sale)	(1)	2	(x)
Other sales	146	...	...
Not analyzing merchandise line sales	...	...	...
Small single unit stores	4,945	212	...
	LANCASTER, PA.		
Large stores and multiunits—			
Analyzing merchandise line sales, total	2,351	20	...
Meals	1,735	20	2,351
Beer, wine, liquor (on-sale)	200	7	1,557
Fountain, soft drinks (on-sale)	76	8	1,164
Outside catering (all foods)	(1)	2	(x)
Cigars, cigarettes, tobacco	42	12	1,671
Candy, nuts, confectionery	134	8	1,384
Groceries, packaged liquors, etc. (off-sale)	(1)	2	(x)
Other sales	164	...	...
Not analyzing merchandise line sales	...	...	...
Small single unit stores	3,721	143	...
	LOS ANGELES, CALIF.		
Large stores and multiunits—			
Analyzing merchandise line sales, total	160,721	911	...
Meals	125,313	911	160,721
Beer, wine, liquor (on-sale)	21,130	401	88,356
Fountain, soft drinks (on-sale)	2,432	92	14,584
Outside catering (all foods)	2,634	59	12,080
Cigars, cigarettes, tobacco	1,063	230	52,008
Candy, nuts, confectionery	964	99	25,559
Groceries, packaged liquors, etc. (off-sale)	3,268	61	22,546
Other sales	3,917	...	...
Not analyzing merchandise line sales	3,758	29	...
Small single unit stores	85,486	3,523	...
	LOUISVILLE, KY.		
Large stores and multiunits—			
Analyzing merchandise line sales, total	7,838	99	...
Meals	6,538	99	7,838
Beer, wine, liquor (on-sale)	688	21	3,096
Fountain, soft drinks (on-sale)	260	21	2,050
Outside catering (all foods)	(1)	4	(x)
Cigars, cigarettes, tobacco	103	21	3,587
Candy, nuts, confectionery	34	11	2,451
Groceries, packaged liquors, etc. (off-sale)	(1)	4	(x)
Other sales	215	...	...
Not analyzing merchandise line sales	423	5	...
Small single unit stores	10,887	411	...
	MEMPHIS, TENN.		
Large stores and multiunits—			
Analyzing merchandise line sales, total	9,933	96	...
Meals	8,070	96	9,933
Beer, wine, liquor (on-sale)	1,110	58	5,639
Fountain, soft drinks (on-sale)	289	31	2,599
Outside catering (all foods)	53	5	507
Cigars, cigarettes, tobacco	318	47	6,432
Candy, nuts, confectionery	57	17	2,478
Groceries, packaged liquors, etc. (off-sale)	(1)	3	(x)
Other sales	36	...	...
Not analyzing merchandise line sales	249	3	...
Small single unit stores	11,520	449	...
	MIAMI, FLA.		
Large stores and multiunits—			
Analyzing merchandise line sales, total	28,683	124	...
Meals	24,895	124	28,683
Beer, wine, liquor (on-sale)	2,496	55	12,685
Fountain, soft drinks (on-sale)	483	16	3,188
Outside catering (all foods)	(1)	3	(x)
Cigars, cigarettes, tobacco	360	53	15,789
Candy, nuts, confectionery	106	9	3,592
Groceries, packaged liquors, etc. (off-sale)	115	6	1,321
Other sales	228	...	...
Not analyzing merchandise line sales	485	2	...
Small single unit stores	17,739	656	...
	MILWAUKEE, WIS.		
Large stores and multiunits—			
Analyzing merchandise line sales, total	14,087	110	...
Meals	11,707	110	14,087
Beer, wine, liquor (on-sale)	1,542	28	6,395
Fountain, soft drinks (on-sale)	173	18	2,283
Outside catering (all foods)	(1)	3	(x)
Cigars, cigarettes, tobacco	202	41	6,094
Candy, nuts, confectionery	200	19	2,504
Groceries, packaged liquors, etc. (off-sale)	(1)	4	(x)
Other sales	263	...	...
Not analyzing merchandise line sales	152	3	...
Small single unit stores	11,578	341	...
	MINNEAPOLIS-ST. PAUL, MINN.		
Large stores and multiunits—			
Analyzing merchandise line sales, total	24,710	152	...
Meals	19,122	152	24,710
Beer, wine, liquor (on-sale)	3,921	36	10,484
Fountain, soft drinks (on-sale)	177	15	1,888
Outside catering (all foods)	305	10	1,437
Cigars, cigarettes, tobacco	428	62	13,807
Candy, nuts, confectionery	158	25	4,842
Groceries, packaged liquors, etc. (off-sale)	285	5	1,066
Other sales	314	...	...
Not analyzing merchandise line sales	1,013	9	...
Small single unit stores	17,505	586	...
	MOBILE, ALA.		
Large stores and multiunits—			
Analyzing merchandise line sales, total	3,046	24	...
Meals	2,267	24	3,046
Beer, wine, liquor (on-sale)	480	11	1,812
Fountain, soft drinks (on-sale)	41	7	304
Outside catering (all foods)	(1)	1	(x)
Cigars, cigarettes, tobacco	160	20	2,929
Candy, nuts, confectionery	33	11	624
Groceries, packaged liquors, etc. (off-sale)	(1)	2	(x)
Other sales	65	...	...
Not analyzing merchandise line sales	549	6	...
Small single unit stores	3,477	165	...
	NASHVILLE, TENN.		
Large stores and multiunits—			
Analyzing merchandise line sales, total	4,186	51	...
Meals	3,296	51	4,186
Beer, wine, liquor (on-sale)	264	25	2,088
Fountain, soft drinks (on-sale)	147	17	1,077
Outside catering (all foods)	(1)	2	(x)
Cigars, cigarettes, tobacco	108	23	2,112
Candy, nuts, confectionery	43	9	944
Groceries, packaged liquors, etc. (off-sale)	(1)	3	(x)
Other sales	428	...	...
Not analyzing merchandise line sales	...	...	...
Small single unit stores	8,181	399	...
	NEW HAVEN, CONN.		
Large stores and multiunits—			
Analyzing merchandise line sales, total	6,311	43	...
Meals	4,630	43	6,311
Beer, wine, liquor (on-sale)	1,007	21	3,434
Fountain, soft drinks (on-sale)	231	7	1,242
Outside catering (all foods)	(1)	1	(x)
Cigars, cigarettes, tobacco	87	15	2,625
Candy, nuts, confectionery	(1)	4	(x)
Groceries, packaged liquors, etc. (off-sale)	(1)	2	(x)
Other sales	356	...	...
Not analyzing merchandise line sales	95	4	...
Small single unit stores	8,301	288	...
	NEW ORLEANS, LA.		
Large stores and multiunits—			
Analyzing merchandise line sales, total	17,492	101	...
Meals	13,405	101	17,492
Beer, wine, liquor (on-sale)	2,885	62	12,004
Fountain, soft drinks (on-sale)	224	25	4,331
Outside catering (all foods)	(1)	4	(x)
Cigars, cigarettes, tobacco	496	55	12,800
Candy, nuts, confectionery	94	17	3,160
Groceries, packaged liquors, etc. (off-sale)	52	7	651
Other sales	336	...	...
Not analyzing merchandise line sales	1,075	5	...
Small single unit stores	9,460	444	...
	NEW YORK-NORTHEASTERN NEW JERSEY		
Large stores and multiunits—			
Analyzing merchandise line sales, total	543,597	2,338	...
Meals	433,431	2,338	543,597
Beer, wine, liquor (on-sale)	73,903	1,200	349,309
Fountain, soft drinks (on-sale)	11,048	282	69,224
Outside catering (all foods)	6,842	80	17,193
Cigars, cigarettes, tobacco	5,480	921	284,740
Candy, nuts, confectionery	3,901	224	73,887
Groceries, packaged liquors, etc. (off-sale)	2,702	91	41,315
Other sales	6,290	...	...
Not analyzing merchandise line sales	3,200	27	...
Small single unit stores	274,986	8,301	...
	NORFOLK-PORTSMOUTH, VA.		
Large stores and multiunits—			
Analyzing merchandise line sales, total	7,434	60	...
Meals	5,941	60	7,434
Beer, wine, liquor (on-sale)	392	29	3,090
Fountain, soft drinks (on-sale)	261	20	1,879
Outside catering (all foods)	(1)	2	(x)
Cigars, cigarettes, tobacco	348	39	5,378
Candy, nuts, confectionery	247	18	1,171
Groceries, packaged liquors, etc. (off-sale)	68	6	557
Other sales	177	...	...
Not analyzing merchandise line sales	...	...	...
Small single unit stores	10,678	408	...
	OKLAHOMA CITY, OKLA.		
Large stores and multiunits—			
Analyzing merchandise line sales, total	5,378	29	...
Meals	4,826	29	5,378
Beer, wine, liquor (on-sale)	87	8	1,201
Fountain, soft drinks (on-sale)	(1)	4	(x)
Outside catering (all foods)	(1)	1	(x)
Cigars, cigarettes, tobacco	113	16	2,950
Candy, nuts, confectionery	22	5	870
Groceries, packaged liquors, etc. (off-sale)	...	...	...
Other sales	330	...	...
Not analyzing merchandise line sales	...	...	...
Small single unit stores	7,872	376	...
	OMAHA, NEBR.		
Large stores and multiunits—			
Analyzing merchandise line sales, total	7,835	55	...
Meals	6,335	55	7,835
Beer, wine, liquor (on-sale)	950	21	4,577
Fountain, soft drinks (on-sale)	66	7	1,365
Outside catering (all foods)	...	...	...
Cigars, cigarettes, tobacco	97	21	4,379
Candy, nuts, confectionery	(1)	4	(x)
Groceries, packaged liquors, etc. (off-sale)	(1)	1	(x)
Other sales	387	...	...
Not analyzing merchandise line sales	...	...	...
Small single unit stores	6,489	256	...
	PEORIA, ILL.		
Large stores and multiunits—			
Analyzing merchandise line sales, total	3,935	30	...
Meals	3,203	30	3,935
Beer, wine, liquor (on-sale)	304	11	1,604
Fountain, soft drinks (on-sale)	85	6	761
Outside catering (all foods)	...	...	...
Cigars, cigarettes, tobacco	181	15	2,206
Candy, nuts, confectionery	21	6	559
Groceries, packaged liquors, etc. (off-sale)	(1)	4	(x)
Other sales	141	...	...
Not analyzing merchandise line sales	...	...	...
Small single unit stores	4,941	196	...
	PHILADELPHIA, PA.		
Large stores and multiunits—			
Analyzing merchandise line sales, total	90,166	408	...
Meals	77,474	408	90,166
Beer, wine, liquor (on-sale)	6,160	117	29,288
Fountain, soft drinks (on-sale)	1,139	52	7,475
Outside catering (all foods)	1,936	20	4,051
Cigars, cigarettes, tobacco	1,960	190	57,732
Candy, nuts, confectionery	776	48	8,450
Groceries, packaged liquors, etc. (off-sale)	392	8	3,484
Other sales	329	...	...
Not analyzing merchandise line sales	429	6	...
Small single unit stores	55,561	2,191	...

See footnotes at end of table.

Table 17E.—MERCHANDISE LINE SALES OF LARGE STORES AND MULTIUNITS—EATING AND DRINKING PLACES — KIND OF BUSINESS, FOR SELECTED STANDARD METROPOLITAN AREAS: 1948—Continued

[See text for explanatory material]

Kind of business and merchandise line	Merchandise line sales (Thousand dollars)	Stores reporting merchandise line: Number	Stores reporting merchandise line: Total sales (Thousand dollars)	Merchandise line sales (Thousand dollars)	Stores reporting merchandise line: Number	Stores reporting merchandise line: Total sales (Thousand dollars)	Merchandise line sales (Thousand dollars)	Stores reporting merchandise line: Number	Stores reporting merchandise line: Total sales (Thousand dollars)	Merchandise line sales (Thousand dollars)	Stores reporting merchandise line: Number	Stores reporting merchandise line: Total sales (Thousand dollars)	Merchandise line sales (Thousand dollars)	Stores reporting merchandise line: Number	Stores reporting merchandise line: Total sales (Thousand dollars)
	PHOENIX, ARIZ.			PITTSBURGH, PA.			PORTLAND, OREG.			PROVIDENCE, R.I.			READING, PA.		
RESTAURANTS, CAFETERIAS, CATERERS															
Large stores and multiunits—															
Analyzing merchandise line sales, total	5,526	37	...	31,112	201	...	14,775	112	...	15,341	95	...	3,069	25	...
Meals	4,183	37	5,526	25,447	201	31,112	12,319	112	14,775	11,688	95	15,341	2,674	25	3,069
Beer, wine, liquor (on-sale)	539	7	1,708	3,287	69	14,404	907	49	7,286	1,763	31	6,898	(1)	4	(x)
Fountain, soft drinks (on-sale)	298	9	1,348	445	39	3,935	275	33	4,127	410	17	2,761	174	8	1,373
Outside catering (all foods)	(1)	1	(x)	...	...	...	405	5	926	573	7	1,221	(1)	1	(x)
Cigars, cigarettes, tobacco	91	15	2,861	539	84	14,108	375	59	8,676	427	45	8,982	37	13	1,368
Candy, nuts, confectionery	87	8	1,346	397	45	6,321	87	24	2,597	84	14	1,886	9	7	430
Groceries, packaged liquors, etc. (off-sale)	(1)	1	(x)	(1)	4	(x)	140	7	1,107	100	12	1,363	...	...	...
Other sales	328	...	...	997	...	...	267	...	...	296	...	...	175	...	...
Not analyzing merchandise line sales	...	...	...	174	4	...	431	3	...	365	3	...	...	...	...
Small single unit stores	7,553	351	...	26,905	1,050	...	14,788	577	...	13,858	526	...	4,228	169	...
	ROCHESTER, N.Y.			SACRAMENTO, CALIF.			ST. LOUIS, MO.			SALT LAKE CITY, UTAH			SAN BERNARDINO, CALIF.		
Large stores and multiunits—															
Analyzing merchandise line sales, total	8,691	49	...	8,324	52	...	30,292	193	...	6,001	60	...	4,443	51	...
Meals	6,720	49	8,691	6,153	52	8,324	25,050	193	30,292	5,350	60	6,001	3,544	51	4,443
Beer, wine, liquor (on-sale)	1,376	21	4,704	987	23	4,161	2,281	61	12,016	134	12	1,215	629	23	2,486
Fountain, soft drinks (on-sale)	(1)	4	(x)	284	12	1,376	351	37	5,240	143	13	1,584	87	14	777
Outside catering (all foods)	(1)	1	(x)	(1)	4	(x)	1,324	9	4,978	(1)	2	(x)	(1)	2	(x)
Cigars, cigarettes, tobacco	94	22	4,473	49	18	2,800	535	54	1,923	123	29	3,134	61	16	1,519
Candy, nuts, confectionery	5	5	964	50	8	978	132	33	4,066	152	30	2,583	6	8	369
Groceries, packaged liquors, etc. (off-sale)	234	5	1,227	47	6	1,423	377	13	4,233	(1)	1	(x)	(1)	4	(x)
Other sales	262	...	...	754	...	...	242	...	...	99	...	...	116	...	...
Not analyzing merchandise line sale	...	...	...	...	...	...	525	5	...	55	1	...	411	3	...
Small single unit stores	7,288	250	...	6,283	230	...	25,018	1,116	...	4,333	144	...	6,743	352	...
	SAN DIEGO, CALIF.			SAN FRANCISCO-OAKLAND, CALIF.			SAN JOSE, CALIF.			SEATTLE, WASH.			SOUTH BEND, IND.		
Large stores and multiunits—															
Analyzing merchandise line sales, total	11,337	84	...	90,258	474	...	4,922	34	...	16,601	135	...	2,735	20	...
Meals	8,601	84	11,337	72,497	474	90,258	3,676	34	4,922	13,657	135	16,601	2,004	20	2,735
Beer, wine, liquor (on-sale)	1,627	39	6,389	12,020	224	50,912	754	19	3,392	962	37	6,714	292	7	902
Fountain, soft drinks (on-sale)	171	8	997	1,082	48	8,042	109	8	1,198	91	12	872	(1)	2	(x)
Outside catering (all foods)	58	8	603	1,043	28	5,188	(1)	1	(x)	76	5	609	(1)	1	(x)
Cigars, cigarettes, tobacco	65	21	2,939	465	105	23,813	64	8	1,173	735	64	9,180	(1)	4	(x)
Candy, nuts, confectionery	52	8	902	1,190	35	7,954	129	10	1,770	138	19	2,617	(1)	4	(x)
Groceries, packaged liquors, etc. (off-sale)	(1)	2	(x)	1,622	29	9,461	(1)	2	(x)	150	7	779	(1)	1	(x)
Other sales	763	...	...	339	...	...	190	...	...	792	...	...	439	...	...
Not analyzing merchandise line sales	4	3	...	1,429	9	...	398	2	...	339	3	...	...	...	...
Small single unit stores	10,672	458	...	49,761	1,831	...	5,871	200	...	18,347	678	...	5,221	145	...
	SPOKANE, WASH.			SPRINGFIELD-HOLYOKE, MASS.			STOCKTON, CALIF.			SYRACUSE, N.Y.			TACOMA, WASH.		
Large stores and multiunits—															
Analyzing merchandise line sales, total	4,465	39	...	7,431	57	...	4,960	41	...	10,983	86	...	4,163	40	...
Meals	3,689	39	4,465	5,840	57	7,431	4,088	41	4,960	8,370	86	10,983	3,489	40	4,163
Beer, wine, liquor (on-sale)	133	13	1,941	1,136	26	3,760	456	15	2,432	1,739	37	6,988	162	9	883
Fountain, soft drinks (on-sale)	149	14	1,874	142	5	580	149	9	746	294	12	1,692	95	8	424
Outside catering (all foods)	(1)	1	(x)	(1)	1	(x)	(1)	2	(x)	43	5	363	(1)	1	(x)
Cigars, cigarettes, tobacco	169	25	3,255	114	27	3,944	73	8	945	126	36	5,316	157	20	2,581
Candy, nuts, confectionery	90	11	1,542	76	7	893	(1)	4	(x)	108	12	2,136	66	9	1,126
Groceries, packaged liquors, etc. (off-sale)	...	...	...	(1)	2	(x)	(1)	3	(x)	(1)	1	(x)	(1)	3	(x)
Other sales	235	...	...	123	...	...	194	...	...	303	...	...	194	...	...
Not analyzing merchandise line sales	...	...	...	...	...	...	...	...	...	887	2	...	...	...	...
Small single unit stores	4,401	138	...	8,222	285	...	4,295	151	...	5,476	180	...	4,573	181	...
	TAMPA-ST. PETERSBURG, FLA.			TOLEDO, OHIO			TRENTON, N.J.			TULSA, OKLA.			WASHINGTON, D.C.		
Large stores and multiunits—															
Analyzing merchandise line sales, total	11,471	84	...	10,867	91	...	4,857	32	...	4,416	30	...	67,073	330	...
Meals	9,539	84	11,471	8,944	91	10,867	4,362	32	4,857	3,970	30	4,416	55,680	330	67,073
Beer, wine, liquor (on-sale)	793	22	3,745	761	22	3,110	200	6	1,054	(1)	4	(x)	7,653	155	32,625
Fountain, soft drinks (on-sale)	236	17	1,291	219	15	1,986	145	7	691	67	7	790	431	20	3,563
Outside catering (all foods)	11	5	383	156	5	1,275	...	...	...	(1)	3	(x)	893	14	3,768
Cigars, cigarettes, tobacco	242	42	6,872	65	27	3,700	49	11	1,344	98	12	2,781	1,376	164	40,244
Candy, nuts, confectionery	36	13	1,126	19	13	1,626	(1)	4	(x)	33	6	951	293	87	22,768
Groceries, packaged liquors, etc. (off-sale)	301	14	2,655	(1)	3	(x)	(1)	3	(x)	...	...	...	96	5	1,045
Other sales	313	...	...	703	...	...	101	...	...	248	...	...	651	...	...
Not analyzing merchandise line sales	327	4	...	...	...	...	100	1	...	279	4	...	330	3	...
Small single unit stores	5,894	284	...	7,954	274	...	4,823	189	...	5,018	255	...	35,211	892	...

See footnotes at end of table.

Table 17E.—MERCHANDISE LINE SALES OF LARGE STORES AND MULTIUNITS—EATING AND DRINKING PLACES — KIND OF BUSINESS, FOR SELECTED STANDARD METROPOLITAN AREAS: 1948—Continued

[See text for explanatory material]

Kind of business and merchandise line	Merchandise line sales (Thousand dollars)	Stores reporting merchandise line: Number	Stores reporting merchandise line: Total sales (Thousand dollars)	Merchandise line sales (Thousand dollars)	Stores reporting merchandise line: Number	Stores reporting merchandise line: Total sales (Thousand dollars)	Merchandise line sales (Thousand dollars)	Stores reporting merchandise line: Number	Stores reporting merchandise line: Total sales (Thousand dollars)	Merchandise line sales (Thousand dollars)	Stores reporting merchandise line: Number	Stores reporting merchandise line: Total sales (Thousand dollars)	Merchandise line sales (Thousand dollars)	Stores reporting merchandise line: Number	Stores reporting merchandise line: Total sales (Thousand dollars)
	WICHITA, KANS.			WILKES-BARRE-HAZLETON, PA.			WILMINGTON, DEL.			WORCESTER, MASS.			YORK, PA.		
RESTAURANTS, CAFETERIAS, CATERERS															
Large stores and multiunits—															
Analyzing merchandise line sales, total	3,552	33	...	3,305	30	...	3,324	27	...	5,977	49	...	1,551	21	...
Meals	2,978	33	3,662	2,794	30	3,305	2,915	27	3,324	4,534	49	5,977	1,132	21	1,561
Beer, wine, liquor (on-sale)	(1)	2	(x)	148	11	1,192	185	9	1,659	863	20	2,616	(1)	4	(x)
Fountain, soft drinks (on-sale)	151	21	1,435	154	10	809	(1)	4	(x)	136	11	799	43	9	797
Outside catering (all foods)	(1)	4	(x)	(1)	2	(x)	(1)	2	(x)	(1)	2	(x)	(1)	1	(x)
Cigars, cigarettes, tobacco	24	17	1,579	36	12	2,043	33	9	1,232	156	24	3,026	44	14	1,308
Candy, nuts, confectionery	42	8	893	91	11	1,962	33	6	1,112	19	8	849	(1)	4	(x)
Groceries, packaged liquors, etc. (off-sale)	(1)	1	(x)	(1)	2	(x)	...	...	...	(1)	1	(x)	(1)	1	(x)
Other sales	467	...	...	82	...	...	158	...	...	269	...	...	271	...	...
Not analyzing merchandise line sales	...	...	...	13	1	...	...	...	...	96	1	...	...	...	...
Small single unit stores	4,858	232	...	4,080	183	...	4,629	189	...	5,255	166	...	4,023	155	...
	YOUNGSTOWN, OHIO														
Large stores and multiunits—															
Analyzing merchandise line sales, total	6,254	50	...												
Meals	4,449	50	6,254												
Beer, wine, liquor (on-sale)	520	14	2,607												
Fountain, soft drinks (on-sale)	464	21	2,421												
Outside catering (all foods)	(1)	3	(x)												
Cigars, cigarettes, tobacco	381	30	3,779												
Candy, nuts, confectionery	140	21	2,338												
Groceries, packaged liquors, etc. (off-sale)	(1)	2	(x)												
Other sales	290	...	...												
Not analyzing merchandise line sale	219	6	...												
Small single unit stores	5,846	224	...												

See footnotes at end of table.

Table 17E.—MERCHANDISE LINE SALES OF LARGE STORES AND MULTIUNITS—EATING AND DRINKING PLACES — KIND OF BUSINESS, FOR SELECTED STANDARD METROPOLITAN AREAS: 1948—Continued

[See text for explanatory material]

Column heads for each area: Merchandise line sales (Thousand dollars); Stores reporting merchandise line: Number; Total sales (Thousand dollars).

LUNCH COUNTERS, REFRESHMENT STANDS

Kind of business and merchandise line	ATLANTA, GA. Merchandise line sales (Thousand dollars)	Number	Total sales (Thousand dollars)	BALTIMORE, MD. Merchandise line sales (Thousand dollars)	Number	Total sales (Thousand dollars)	BOSTON, MASS. Merchandise line sales (Thousand dollars)	Number	Total sales (Thousand dollars)	BUFFALO, N.Y. Merchandise line sales (Thousand dollars)	Number	Total sales (Thousand dollars)	CHICAGO, ILL. Merchandise line sales (Thousand dollars)	Number	Total sales (Thousand dollars)
Large stores and multiunits															
Analyzing merchandise line sales, total	2,161	54	...	4,452	89	...	11,4[illegible]	[illegible]	...	2,744	53	...	17,323	242	...
Meals	776	26	943	2,417	73	3,710	5,179	77	7,928	1,573	39	2,216	9,380	169	11,958
Beer, wine, liquor (on-sale)	(1)	2	(x)	84	5	323	(1)	4	(x)	275	5	1,135	543	17	3,236
Fountain, soft drinks (on-sale)	1,076	41	1,456	1,412	53	2,276	4,101	32	7,212	521	27	885	5,675	116	7,574
Cigars, cigarettes, tobacco	79	12	569	147	48	2,023	279	23	3,777	53	26	1,428	590	95	7,105
Candy, nuts, confectionery	39	14	412	125	46	1,690	836	41	5,629	275	14	797	276	60	3,907
Groceries, packaged liquors, etc (off sale)	(1)	3	(x)	143	37	1,546	185	14	1,029	(1)	1	(x)	(1)	3	(x)
Other sales	191	...	...	104	...	...	867	...	...	47	...	...	853	...	...
Not analyzing merchandise line sales	...	...	...	...	...	...	285	5	...	...	...	...	3,135	12	...
Small single unit stores	4,160	32	...	3,414	227	...	14,889	686	...	4,577	374	...	31,224	1,854	...

Kind of business and merchandise line	CINCINNATI, OHIO Merchandise line sales	Number	Total sales	CLEVELAND, OHIO Merchandise line sales	Number	Total sales	COLUMBUS, OHIO Merchandise line sales	Number	Total sales	DAYTON, OHIO Merchandise line sales	Number	Total sales	DENVER, COLO. Merchandise line sales	Number	Total sales
Large stores and multiunits															
Analyzing merchandise line sales, total	4,522	63	...	4,604	68	...	1,392	27	...	1,322	24	...	1,425	19	...
Meals	2,465	50	3,[illegible]	3,519	55	4,121	1,195	23	1,334	1,069	21	1,165	1,158	18	1,338
Beer, wine, liquor (on-sale)	210	5	1,14[illegible]	227	5	698	(1)	2	(x)	(1)	1	(x)	(1)	1	(x)
Fountain, soft drinks (on-sale)	1,145	42	[illegible]	466	21	1,202	115	14	575	114	5	364	136	10	578
Cigars, cigarettes, tobacco	88	21	[illegible]	124	31	1,515	18	15	356	13	11	443	68	14	1,062
Candy, nuts, confectionery	324	23	1,5[illegible]	92	17	951	(1)	4	(x)	47	5	238	26	10	619
Groceries, packaged liquors, etc (off sale)	(1)	2	(x)	(1)	3	(x)	(1)	3	(x)	...	...	...	...	...	...
Other sales	345	...	...	175	...	...	64	...	...	79	...	...	37	...	...
Not analyzing merchandise line sales	...	...	...	...	...	...	19	3	...	...	...	...	...	...	...
Small single unit stores	2,412	157	...	3,557	299	...	1,439	85	...	1,805	78	...	3,001	142	...

Kind of business and merchandise line	DETROIT, MICH. Merchandise line sales	Number	Total sales	FLINT, MICH. Merchandise line sales	Number	Total sales	FORT WORTH, TEX. Merchandise line sales	Number	Total sales	HOUSTON, TEX. Merchandise line sales	Number	Total sales	INDIANAPOLIS, IND. Merchandise line sales	Number	Total sales
Large stores and multiunits															
Analyzing merchandise line sales, total	9,378	164	...	421	21	...	1,512	38	...	2,924	59	...	3,256	51	...
Meals	6,623	136	[illegible],997	162	13	221	781	27	1,302	1,911	40	2,562	2,512	51	3,256
Beer, wine, liquor (on-sale)	(1)	3	(x)	...	...	...	(1)	4	(x)	350	20	1,559	(1)	1	(x)
Fountain, soft drinks (on-sale)	1,558	59	2,510	208	11	248	388	33	1,140	591	37	1,934	608	25	1,022
Cigars, cigarettes, tobacco	169	39	3,[illegible]	14	7	187	18	14	655	45	12	798	20	17	767
Candy, nuts, confectionery	193	18	1,055	50	5	100	31	21	769	19	5	294	(1)	3	(x)
Groceries, packaged liquors, etc. (off sale)	(1)	4	(x)	...	...	...	(1)	1	(x)	(1)	2	(x)	...	...	...
Other sales	535	...	...	[illegible]	...	...	44	...	...	8	...	...	116	...	...
Not analyzing merchandise line sales	311	4	...	[illegible]	1	...	260	5	...	480	3	...	...	...	...
Small single unit stores	11,253	64	...	1,129	41	...	1,931	160	...	2,747	211	...	2,133	129	...

Kind of business and merchandise line	JACKSONVILLE, FLA. Merchandise line sales	Number	Total sales	KNOXVILLE, TENN. Merchandise line sales	Number	Total sales	LOS ANGELES, CALIF. Merchandise line sales	Number	Total sales	LOUISVILLE, KY. Merchandise line sales	Number	Total sales	MEMPHIS, TENN. Merchandise line sales	Number	Total sales
Large stores and multiunits															
Analyzing merchandise line sales, total	734	15	...	869	[illegible]	...	21,303	343	...	2,004	39	...	1,242	17	...
Meals	517	[illegible]	[illegible]	736	20	86[illegible]	17,743	214	14,747	1,472	24	1,705	1,012	17	1,242
Beer, wine, liquor (on sale)	(1)	3	(x)	(1)	2	(x)	525	18	1,[illegible]	(1)	3	(x)	(1)	1	(x)
Fountain, soft drinks (on-sale)	[illegible]	10	12[illegible]	(1)	3	(x)	6,625	207	9,753	394	17	713	(1)	2	(x)
Cigars, cigarettes, tobacco	11	[illegible]	54[illegible]	33	[illegible]	32[illegible]	191	59	3,612	29	13	[illegible]	64	11	1,07[illegible]
Candy, nuts, confectionery	(1)	3	(x)	(1)	4	(x)	396	38	3,164	15	9	291	(1)	2	(x)
Groceries, packaged liquors, etc (off-sale)	(1)	1	(x)	(1)	1	(x)	768	29	5,159	(1)	2	(x)	...	...	...
Other sales	[illegible]	...	...	1[illegible]	...	...	765	...	...	144	...	...	166	...	...
Not analyzing merchandise line sales	...	...	...	...	...	...	789	[illegible]	...	...	...	...	43	1	...
Small single unit stores	1,1[illegible]	[illegible]	...	[illegible]	5[illegible]	...	37,560	2,5[illegible]	...	3,000	195	...	1,508	128	...

Kind of business and merchandise line	MILWAUKEE, WIS. Merchandise line sales	Number	Total sales	MINNEAPOLIS-ST. PAUL, MINN. Merchandise line sales	Number	Total sales	MOBILE, ALA. Merchandise line sales	Number	Total sales	NASHVILLE, TENN. Merchandise line sales	Number	Total sales	NEW HAVEN, CONN. Merchandise line sales	Number	Total sales
Large stores and multiunits															
Analyzing merchandise line sales, total	3,117	32	...	3,190	48	...	378	15	...	578	17	...	671	18	...
Meals	1,705	25	[illegible]	1,223	34	[illegible],368	187	[illegible]	261	244	8	382	260	7	290
Beer, wine, liquor (on sale)	(1)	[illegible]	(x)	(1)	3	(x)	(1)	1	(x)	...	...	...	...	...	...
Fountain, soft drinks (on-sale)	531	1[illegible]	1,[illegible]37	[illegible]	15	[illegible]	1[illegible]	12	2[illegible]	139	[illegible]	[illegible]	358	12	421
Cigars, cigarettes, tobacco	248	11	[illegible]14	[illegible]	15	1,11[illegible]	2	5	[illegible]	(1)	4	(x)	(1)	2	(x)
Candy, nuts, confectionery	[illegible]	[illegible]	1,[illegible]	[illegible]	6	33[illegible]	2	5	[illegible]	(1)	[illegible]	(x)	(1)	3	(x)
Groceries, packaged liquors, etc (off sale)	...	...	...	(1)	1	[illegible]	(1)	1	(x)	...	...	...	(1)	3	(x)
Other sales	4[illegible]3	...	...	[illegible]	...	...	15	...	...	1[illegible]5	...	...	53	...	...
Not analyzing merchandise line sales	...	...	...	...	...	...	...	...	...	...	...	...	105	3	...
Small single unit stores	[illegible]	[illegible]	...	[illegible]	264	...	[illegible]	[illegible]	...	[illegible]	[illegible]	...	1,[illegible]	1[illegible]	...

Kind of business and merchandise line	NEW ORLEANS, LA. Merchandise line sales	Number	Total sales	NEW YORK-NORTHEASTERN NEW JERSEY Merchandise line sales	Number	Total sales	OKLAHOMA CITY, OKLA. Merchandise line sales	Number	Total sales	PHILADELPHIA, PA. Merchandise line sales	Number	Total sales	PITTSBURGH, PA. Merchandise line sales	Number	Total sales
Large stores and multiunits															
Analyzing merchandise line sales, total	1,[illegible]	51	...	[illegible]	[illegible]	...	441	1[illegible]	...	7,341	104	...	3,152	52	...
Meals	1,005	[illegible]	1,[illegible]	[illegible]	[illegible]	[illegible]	[illegible]	[illegible]	[illegible]	[illegible]	72	5,0[illegible]	[illegible],258	42	[illegible],724
Beer, wine, liquor (on-sale)	1[illegible]	[illegible]	[illegible]	[illegible]	[illegible]	[illegible]	(1)	[illegible]	(x)	(1)	3	(x)	(1)	3	(x)
Fountain, soft drinks (on-sale)	154	40	1,[illegible]	[illegible]	[illegible]	[illegible]	1[illegible]	[illegible]	[illegible]	1,214	43	2,91[illegible]	240	15	935
Cigars, cigarettes, tobacco	12[illegible]	1[illegible]	[illegible]	1,[illegible]	[illegible]	[illegible]	[illegible]1	[illegible]	4[illegible]	1,[illegible]	25	1,343	121	[illegible]	1,757
Candy, nuts, confectionery	205	38	73[illegible]	[illegible],13[illegible]	1[illegible]	13,[illegible]	(1)	[illegible]	[illegible]	541	23	[illegible]	78	16	800
Groceries, packaged liquors, etc (off sale)	2[illegible]	[illegible]	[illegible]	[illegible]	[illegible]	[illegible],51[illegible]	1	1	[illegible]	(1)	1	(x)	51	5	308
Other sales	24	...	...	1,[illegible]	...	...	1	...	...	30[illegible]	...	...	354	...	...
Not analyzing merchandise line sales	103	1	...	[illegible]	13	...	...	...	...	...	...	...	385	[illegible]	...
Small single unit stores	1,419	111	...	134,[illegible]	[illegible],1[illegible]	...	[illegible],5[illegible]	[illegible]	...	[illegible]	[illegible]	...	5,602	37[illegible]	...

See footnotes at end of table.

Table 17E.—MERCHANDISE LINE SALES OF LARGE STORES AND MULTIUNITS—EATING AND DRINKING PLACES — KIND OF BUSINESS, FOR SELECTED STANDARD METROPOLITAN AREAS: 1948—Continued

[See text for explanatory material]

Kind of business and merchandise line	Merchandise line sales (Thousand dollars)	Stores reporting merchandise line: Number	Stores reporting merchandise line: Total sales (Thousand dollars)	Merchandise line sales (Thousand dollars)	Stores reporting merchandise line: Number	Stores reporting merchandise line: Total sales (Thousand dollars)	Merchandise line sales (Thousand dollars)	Stores reporting merchandise line: Number	Stores reporting merchandise line: Total sales (Thousand dollars)	Merchandise line sales (Thousand dollars)	Stores reporting merchandise line: Number	Stores reporting merchandise line: Total sales (Thousand dollars)	Merchandise line sales (Thousand dollars)	Stores reporting merchandise line: Number	Stores reporting merchandise line: Total sales (Thousand dollars)
LUNCH COUNTERS, REFRESHMENT STANDS	PORTLAND, OREG.			RICHMOND, VA.			ROCHESTER, N.Y.			SACRAMENTO, CALIF.			ST. LOUIS, MO.		
Large stores and multiunits															
Analyzing merchandise line sales, total	3,[illegible]	42	...	1,709	25	...	1,528	40	...	1,815	12	...	5,248	123	...
Meals	[illegible]	31	3,285	1,029	19	1,360	[illegible]84	33	1,146	1,194	8	1,720	4,088	95	4,532
Beer, wine, liquor (on-sale)	(1)	4	(x)	25	5	367	(1)	2	(x)	...	...	...	88	4	450
Fountain, soft drinks (on-sale)	255	17	806	493	13	851	[illegible]	23	672	409	7	546	875	46	1,236
Cigars, cigarettes, tobacco	59	4	1,217	98	14	999	25	13	747	(1)	4	(x)	25	25	1,400
Candy, nuts, confectionery	7	5	543	30	6	420	74	8	433	(1)	2	(x)	35	14	888
Groceries, packaged liquors, etc (off sale)	(1)	4	(x)	(1)	3	(x)	(1)	1	(x)	(1)	4	(x)	(1)	1	(x)
Other sales	582	...	...	42	...	...	113	...	...	212	...	...	137	...	...
Not analyzing merchandise line sales	254	3	...	...	...	...	...	...	...	297	1	...	...	...	...
Small single unit stores	4,360	268	...	2,786	129	...	3,859	213	...	1,917	100	...	7,659	592	...
	SAN ANTONIO, TEX.			SAN FRANCISCO-OAKLAND, CALIF.			SAN JOSE, CALIF.			SEATTLE, WASH.			SOUTH BEND, IND.		
Large stores and multiunits															
Analyzing merchandise line sales, total	1,192	16	...	10,846	154	...	1,504	19	...	4,690	71	...	925	15	...
Meals	907	13	1,029	6,754	118	8,622	642	13	959	3,027	57	4,428	413	13	868
Beer, wine, liquor (on-sale)	90	5	322	83	12	601	(1)	4	(x)	(1)	3	(x)	...	...	...
Fountain, soft drinks (on-sale)	206	7	389	2,107	72	3,952	641	12	946	630	35	1,197	448	9	680
Cigars, cigarettes, tobacco	41	9	938	298	44	2,630	45	7	323	89	16	1,130	(1)	1	(x)
Candy, nuts, confectionery	7	5	561	371	46	2,673	(1)	4	(x)	54	14	631	(1)	1	(x)
Groceries, packaged liquors, etc (off sale)	...	...	...	430	28	3,415	(1)	3	(x)	342	11	2,131	...	...	...
Other sales	41	...	...	803	...	...	176	...	...	548	...	...	64	...	...
Not analyzing merchandise line sales	43	3	...	66	3	...	157	2	...	33	2	...	...	...	...
Small single unit stores	1,328	100	...	20,458	1,183	...	1,378	75	...	4,488	258	...	878	40	...
	SYRACUSE, N.Y.			TACOMA, WASH.			TOLEDO, OHIO			WASHINGTON, D.C.			WORCESTER, MASS.		
Large stores and multiunits															
Analyzing merchandise line sales, total	1,027	19	...	656	14	...	2,015	25	...	7,569	120	...	1,766	23	...
Meals	762	14	892	387	8	570	1,526	22	1,863	5,569	98	6,206	666	14	1,440
Beer, wine, liquor (on-sale)	(1)	2	(x)	(1)	2	(x)	(1)	1	(x)	83	7	202	(1)	3	(x)
Fountain, soft drinks (on-sale)	165	10	309	82	9	128	211	7	374	1,265	31	1,684	451	16	1,016
Cigars, cigarettes, tobacco	15	7	566	16	6	180	161	11	1,147	101	23	1,034	195	14	1,403
Candy, nuts, confectionery	(1)	3	(x)	(1)	2	(x)	75	5	745	128	12	665	119	8	780
Groceries, packaged liquors, etc (off-sale)	...	...	...	(1)	2	(x)	...	...	...	355	18	678	(1)	1	(x)
Other sales	85	...	...	171	...	...	42	...	...	68	...	...	335	...	...
Not analyzing merchandise line sales	...	...	...	120	1	...	81	1	...	...	...	...	...	...	...
Small single unit stores	2,276	139	...	1,163	81	...	1,334	68	...	5,487	285	...	3,651	175	...

See footnotes at end of table.

Table 17E.—MERCHANDISE LINE SALES OF LARGE STORES AND MULTIUNITS—EATING AND DRINKING PLACES — KIND OF BUSINESS, FOR SELECTED STANDARD METROPOLITAN AREAS: 1948—Continued

[See text for explanatory material]

Kind of business and merchandise line	Merchandise line sales (Thousand dollars)	Stores reporting merchandise line: Number	Stores reporting merchandise line: Total sales (Thousand dollars)	Merchandise line sales (Thousand dollars)	Stores reporting merchandise line: Number	Stores reporting merchandise line: Total sales (Thousand dollars)	Merchandise line sales (Thousand dollars)	Stores reporting merchandise line: Number	Stores reporting merchandise line: Total sales (Thousand dollars)	Merchandise line sales (Thousand dollars)	Stores reporting merchandise line: Number	Stores reporting merchandise line: Total sales (Thousand dollars)	Merchandise line sales (Thousand dollars)	Stores reporting merchandise line: Number	Stores reporting merchandise line: Total sales (Thousand dollars)
DRINKING PLACES	AKRON, OHIO			ATLANTA, GA.			BALTIMORE, MD.			BIRMINGHAM, ALA.			BOSTON, MASS.		
Large stores and multiunits—															
Analyzing merchandise line sales, total	3,183	49	...	1,602	26	...	13,872	107	...	931	16	...	11,053	101	...
Beer, wine, liquor (on-sale)	2,148	49	3,183	1,146	26	1,602	9,777	107	13,872	593	16	931	8,588	101	11,053
Meals	692	42	3,041	297	20	1,288	2,368	77	10,237	254	10	744	2,378	89	9,828
Fountain, soft drinks (on-sale)	37	14	769	16	8	626	99	12	1,488	(1)	3	(x)	(1)	2	(x)
Cigars, cigarettes, tobacco	238	34	2,649	65	18	1,063	285	43	6,307	66	11	907	41	17	2,124
Candy, nuts, confectionery	25	14	869	3	5	254	41	7	891	...	...	...	(1)	1	(x)
Packaged liquors, groceries, etc. (off-sale)	23	8	618	(1)	1	(x)	1,065	36	4,644	(1)	1	(x)	...	...	...
Other sales	20	...	...	75	...	...	237	...	...	18	...	...	46	...	...
Not analyzing merchandise line sales	...	...	...	...	...	...	...	...	...	...	...	...	735	8	...
Small single unit stores	14,921	476	...	4,980	170	...	55,960	1,810	...	4,301	186	...	46,514	1,275	...
	BRIDGEPORT, CONN.			CANTON, OHIO			CHICAGO, ILL.			CINCINNATI, OHIO			CLEVELAND, OHIO		
Large stores and multiunits—															
Analyzing merchandise line sales, total	988	12	...	1,818	27	...	42,764	413	...	11,118	109	...	8,286	79	...
Beer, wine, liquor (on-sale)	669	12	988	1,251	27	1,818	29,060	413	42,764	7,277	109	11,118	5,718	79	8,286
Meals	316	12	988	346	26	1,786	7,302	192	24,351	3,107	94	10,047	1,895	72	7,583
Fountain, soft drinks (on-sale)	...	...	...	44	14	740	182	38	3,027	134	33	2,751	58	15	963
Cigars, cigarettes, tobacco	(1)	2	(x)	61	21	1,398	1,373	171	19,797	218	68	5,386	154	39	4,322
Candy, nuts, confectionery	...	...	...	6	6	350	79	25	2,029	49	30	2,706	36	14	1,342
Packaged liquors, groceries, etc. (off-sale)	...	...	...	(1)	4	(x)	3,197	82	10,437	54	11	799	260	13	2,101
Other sales	3	...	...	110	...	...	1,571	...	...	279	...	...	165	...	...
Not analyzing merchandise line sales	...	...	...	...	...	...	1,407	12	...	194	2	...	149	2	...
Small single unit stores	8,508	280	...	11,658	384	...	224,972	8,982	...	41,580	1,319	...	59,450	1,931	...
	COLUMBUS, OHIO			DALLAS, TEX.			DAVENPORT, IOWA-ROCK ISLAND-MOLINE, ILL.			DAYTON, OHIO			DENVER, COLO.		
Large stores and multiunits—															
Analyzing merchandise line sales, total	5,192	69	...	2,123	48	...	2,990	48	...	5,680	59	...	3,970	44	...
Beer, wine, liquor (on-sale)	3,565	69	5,192	1,300	48	2,123	2,014	48	2,990	3,923	59	5,680	2,804	44	3,970
Meals	1,291	68	5,150	445	36	1,761	564	20	1,751	1,333	58	5,656	1,016	40	3,737
Fountain, soft drinks (on-sale)	73	12	923	181	14	766	18	7	255	51	16	1,501	7	6	435
Cigars, cigarettes, tobacco	82	42	3,109	62	17	1,012	111	22	1,361	110	31	3,239	68	18	1,823
Candy, nuts, confectionery	6	8	460	37	6	681	19	7	269	19	8	920	9	5	505
Packaged liquors, groceries, etc. (off-sale)	125	14	1,437	(1)	2	(x)	76	17	607	153	9	1,393	(1)	1	(x)
Other sales	50	...	...	98	...	...	188	...	...	91	...	...	66	...	...
Not analyzing merchandise line sales	171	1	...	...	...	...	164	3	...	...	...	...	120	1	...
Small single unit stores	14,072	371	...	6,463	379	...	13,337	381	...	15,250	344	...	13,725	313	...
	DES MOINES, IOWA			DETROIT, MICH.			DULUTH, MINN.-SUPERIOR, WIS.			FRESNO, CALIF.			GRAND RAPIDS, MICH.		
Large stores and multiunits—															
Analyzing merchandise line sales, total	1,062	20	...	16,777	146	...	2,756	24	...	2,743	37	...	1,221	13	...
Beer, wine, liquor (on-sale)	637	20	1,062	11,864	146	16,777	2,124	24	2,756	1,763	37	2,743	854	13	1,221
Meals	344	8	795	3,686	85	11,833	571	14	2,027	766	35	2,713	307	11	1,079
Fountain, soft drinks (on-sale)	10	7	278	67	22	1,872	...	...	...	(1)	4	(x)	(1)	4	(x)
Cigars, cigarettes, tobacco	49	19	1,035	340	65	7,294	18	10	1,133	22	13	799	28	5	614
Candy, nuts, confectionery	(1)	1	(x)	16	12	991	6	7	591	(1)	2	(x)	(1)	1	(x)
Packaged liquors, groceries, etc. (off-sale)	(1)	1	(x)	(1)	3	(x)	...	...	...	95	7	486	...	...	...
Other sales	22	...	...	804	...	...	37	...	...	97	...	...	32	...	...
Not analyzing merchandise line sales	180	1	...	441	4	...	...	...	...	...	...	...	...	...	...
Small single unit stores	4,644	175	...	100,040	2,636	...	8,743	385	...	6,852	250	...	6,122	162	...
	HOUSTON, TEX.			INDIANAPOLIS, IND.			JACKSONVILLE, FLA.			KANSAS CITY, MO.			KNOXVILLE, TENN.		
Large stores and multiunits—															
Analyzing merchandise line sales, total	1,948	62	...	4,048	37	...	2,267	23	...	4,412	50	...	621	22	...
Beer, wine, liquor (on-sale)	1,465	62	1,948	2,923	37	4,048	1,446	23	2,267	2,801	50	4,412	551	22	621
Meals	333	20	942	846	36	4,006	260	10	1,289	882	22	2,513	39	11	254
Fountain, soft drinks (on-sale)	49	16	616	11	8	900	59	7	195	13	7	471	(1)	3	(x)
Cigars, cigarettes, tobacco	61	21	802	32	15	1,581	31	12	911	22	10	829	21	15	535
Candy, nuts, confectionery	(1)	3	(x)	(1)	3	(x)	(1)	3	(x)	(1)	3	(x)	7	7	272
Packaged liquors, groceries, etc. (off-sale)	(1)	1	(x)	226	13	1,388	394	10	1,219	438	21	1,957	...	...	...
Other sales	40	...	...	10	...	...	77	...	...	256	...	...	3	...	...
Not analyzing merchandise line sales	222	2	...	102	2	...	100	1	...	16	1	...	...	...	...
Small single unit stores	8,288	690	...	15,807	361	...	3,012	231	...	21,219	806	...	3,232	170	...
	LOS ANGELES, CALIF.			LOUISVILLE, KY.			MEMPHIS, TENN.			MIAMI, FLA.			MILWAUKEE, WIS.		
Large stores and multiunits—															
Analyzing merchandise line sales, total	37,063	433	...	3,884	43	...	716	15	...	8,162	73	...	8,893	103	...
Beer, wine, liquor (on-sale)	24,004	433	37,063	2,513	43	3,884	379	15	716	6,135	73	8,162	5,949	103	8,893
Meals	10,024	361	34,213	612	30	2,737	264	15	716	887	33	4,423	1,261	55	5,219
Fountain, soft drinks (on-sale)	167	27	3,068	121	16	1,215	(1)	3	(x)	(1)	4	(x)	187	21	1,734
Cigars, cigarettes, tobacco	194	67	7,345	89	25	2,377	26	9	434	64	19	2,085	179	67	5,333
Candy, nuts, confectionery	62	20	2,181	10	6	615	(1)	2	(x)	(1)	2	(x)	37	40	2,503
Packaged liquors, groceries, etc. (off-sale)	849	27	5,649	292	10	1,102	...	...	...	632	19	2,421	479	29	2,456
Other sales	1,763	...	...	247	...	...	47	...	...	444	...	...	801	...	...
Not analyzing merchandise line sales	1,527	8	...	188	1	...	...	...	...	100	1	...	102	1	...
Small single unit stores	54,454	1,886	...	17,968	587	...	1,945	140	...	13,194	657	...	51,249	2,309	...

See footnotes at end of table.

Table 17E.—MERCHANDISE LINE SALES OF LARGE STORES AND MULTIUNITS—EATING AND DRINKING PLACES — KIND OF BUSINESS, FOR SELECTED STANDARD METROPOLITAN AREAS: 1948—Continued

[See text for explanatory material]

Kind of business and merchandise line	Merchandise line sales (Thousand dollars)	Stores reporting merchandise line: Number	Stores reporting merchandise line: Total sales (Thousand dollars)	Merchandise line sales (Thousand dollars)	Stores reporting merchandise line: Number	Stores reporting merchandise line: Total sales (Thousand dollars)	Merchandise line sales (Thousand dollars)	Stores reporting merchandise line: Number	Stores reporting merchandise line: Total sales (Thousand dollars)	Merchandise line sales (Thousand dollars)	Stores reporting merchandise line: Number	Stores reporting merchandise line: Total sales (Thousand dollars)	Merchandise line sales (Thousand dollars)	Stores reporting merchandise line: Number	Stores reporting merchandise line: Total sales (Thousand dollars)
DRINKING PLACES	MINNEAPOLIS-ST. PAUL, MINN.			MOBILE, ALA.			NASHVILLE, TENN.			NEW ORLEANS, LA.			NEW YORK-NORTHEASTERN NEW JERSEY		
Large stores and multiunits —															
Analyzing merchandise line sales, total	[illegible]	167	...	410	12	...	553	22	...	5,713	97	...	85,722	861	...
Beer, wine, liquor (on sale)	[illegible]	167	23,022	671	12	910	363	22	553	[illegible]	97	5,713	59,146	861	85,729
Meals	[illegible]	[illegible]	12,786	194	10	785	119	11	331	739	40	2,410	23,891	762	80,523
Fountain, soft drinks (on sale)	[illegible]	30	2,764	30	6	402	26	9	413	245	43	2,072	258	51	4,268
Cigars, cigarettes, tobacco	[illegible]	[illegible]	14,099	16	6	520	26	13	394	162	53	2,830	383	184	20,981
Candy, nuts, confectionery	[illegible]	[illegible]	4,552	(1)	1	(x)	3	7	145	7	8	395	61	25	1,697
Packaged liquors, groceries, etc. (off sale)	423	8	1,119	...	...	...	(1)	3	(x)	26	12	702	734	50	3,392
Other sales	[illegible]	...	...	1	...	...	16	...	...	91	...	...	1,256	...	...
Not analyzing merchandise line sales	350	4	...	...	...	...	...	...	...	374	2	...	1,771	20	...
Small single unit stores	27,194	850	...	2,932	168	...	2,407	208	...	26,112	1,298	...	433,073	13,535	...
	OMAHA, NEBR.			PEORIA, ILL.			PHILADELPHIA, PA.			PHOENIX, ARIZ.			PITTSBURGH, PA.		
Large stores and multiunits —															
Analyzing merchandise line sales, total	2,631	26	...	1,740	18	...	18,211	214	...	2,987	27	...	10,018	127	...
Beer, wine, liquor (on sale)	1,722	26	2,631	864	18	1,740	13,809	214	18,211	2,315	27	2,987	6,766	127	10,018
Meals	415	14	1,326	211	8	1,056	3,928	176	16,274	457	9	1,148	2,884	116	9,754
Fountain, soft drinks (on-sale)	(1)	3	(x)	(1)	4	(x)	25	14	880	...	...	...	47	17	985
Cigars, cigarettes, tobacco	68	13	1,219	56	10	1,043	95	54	3,397	(1)	4	(x)	94	44	4,160
Candy, nuts, confectionery	24	8	711	(1)	2	(x)	3	6	225	...	...	...	22	15	574
Packaged liquors, groceries, etc. (off-sale)	309	16	1,715	211	6	697	211	13	1,537	141	16	1,020	56	6	386
Other sales	93	...	...	398	...	...	140	...	...	74	...	...	149	...	...
Not analyzing merchandise line sales	...	...	...	191	1	...	1,071	5	...	...	...	...	94	3	...
Small single unit stores	15,243	444	...	12,521	421	...	121,390	3,934	...	7,475	139	...	86,545	3,053	...
	PORTLAND, OREG.			ROCHESTER, N.Y.			SACRAMENTO, CALIF.			ST. LOUIS, MO.			SALT LAKE CITY, UTAH		
Large stores and multiunits —															
Analyzing merchandise line sales, total	2,144	40	...	3,138	35	...	2,411	32	...	8,421	150	...	1,245	35	...
Beer, wine, liquor (on sale)	1,303	40	2,144	2,072	35	3,138	1,377	32	2,411	5,350	150	8,421	847	35	1,245
Meals	460	20	1,336	1,000	35	3,138	716	28	2,223	1,444	55	4,631	148	14	592
Fountain, soft drinks (on-sale)	47	15	764	(1)	3	(x)	35	7	632	45	22	702	49	8	300
Cigars, cigarettes, tobacco	103	24	1,423	24	14	1,077	19	8	647	281	78	4,729	81	26	986
Candy, nuts, confectionery	24	12	725	(1)	2	(x)	(1)	2	(x)	16	18	602	19	11	477
Packaged liquors, groceries, etc. (off sale)	(1)	3	(x)	...	...	...	(1)	1	(x)	1,061	69	4,229	(1)	1	(x)
Other sales	207	...	...	42	...	...	264	...	...	224	...	...	101	...	...
Not analyzing merchandise line sales	157	4	...	...	...	...	...	...	...	309	3	...	...	...	...
Small single unit stores	14,840	644	...	15,656	460	...	9,382	327	...	68,960	2,999	...	3,856	151	...
	SAN ANTONIO, TEX.			SAN BERNARDINO, CALIF.			SAN DIEGO, CALIF.			SAN FRANCISCO-OAKLAND, CALIF.			SAN JOSE, CALIF.		
Large stores and multiunits —															
Analyzing merchandise line sales, total	1,141	52	...	1,962	45	...	3,125	49	...	18,206	226	...	1,607	24	...
Beer, wine, liquor (on sale)	842	52	1,141	1,414	45	1,962	2,484	49	3,125	13,453	226	18,206	1,132	24	1,607
Meals	111	9	323	430	30	1,377	428	42	2,511	3,381	165	14,321	348	21	1,345
Fountain, soft drinks (on sale)	46	30	672	11	9	215	(1)	3	(x)	6	5	134	(1)	4	(x)
Cigars, cigarettes, tobacco	14	21	378	30	14	427	22	12	646	181	29	3,062	7	6	246
Candy, nuts, confectionery	2	6	59	6	5	159	6	5	232	38	8	877	(1)	3	(x)
Packaged liquors, groceries, etc. (off-sale)	(1)	2	(x)	(1)	4	(x)	(1)	2	(x)	144	25	3,155	(1)	3	(x)
Other sales	126	...	...	62	...	...	85	...	...	603	...	...	120	...	...
Not analyzing merchandise line sales	...	...	...	...	...	...	100	1	...	781	10	...	395	6	...
Small single unit stores	6,874	601	...	4,760	205	...	8,988	355	...	71,144	2,143	...	5,571	179	...
	SEATTLE, WASH.			SPOKANE, WASH.			STOCKTON, CALIF.			SYRACUSE, N.Y.			TAMPA-ST. PETERSBURG, FLA.		
Large stores and multiunits —															
Analyzing merchandise line sales, total	3,196	53	...	707	16	...	3,433	48	...	3,228	34	...	2,409	41	...
Beer, wine, liquor (on sale)	1,710	53	3,196	495	16	707	2,070	48	3,433	1,501	34	3,228	1,668	41	2,409
Meals	289	17	781	75	6	356	719	45	3,133	606	6	1,138	444	23	1,574
Fountain, soft drinks (on sale)	(1)	2	(x)	(1)	1	(x)	58	7	488	(1)	3	(x)	32	5	355
Cigars, cigarettes, tobacco	119	27	1,137	47	12	598	71	16	1,340	14	8	615	46	19	1,196
Candy, nuts, confectionery	19	7	383	...	...	...	13	6	450	(1)	1	(x)	19	7	350
Packaged liquors, groceries, etc. (off sale)	(1)	4	(x)	(1)	2	(x)	201	12	1,450	...	...	...	157	7	669
Other sales	197	...	...	40	...	...	101	...	...	76	...	...	44	...	...
Not analyzing merchandise line sales	21	1	...	...	...	...	98	2	...	...	...	...	60	1	...
Small single unit stores	10,391	594	...	4,773	197	...	6,085	267	...	14,978	431	...	8,703	486	...
	TOLEDO, OHIO			TRENTON, N.J.			WASHINGTON, D.C.			WILMINGTON, DEL.					
Large stores and multiunits —															
Analyzing merchandise line sales, total	2,418	49	...	2,152	17	...	3,808	31	...	963	15	...			
Beer, wine, liquor (on sale)	1,523	49	2,418	1,341	17	2,152	2,905	41	3,808	689	15	963			
Meals	418	28	1,414	373	8	1,202	984	29	2,941	120	6	384			
Fountain, soft drinks (on sale)	64	6	474	...	...	...	(1)	4	(x)	(1)	1	(x)			
Cigars, cigarettes, tobacco	70	21	1,709	20	5	1,083	90	8	864	24	7	432			
Candy, nuts, confectionery	(1)	3	(x)	...	...	...	(1)	4	(x)	...	...	...			
Packaged liquors, groceries, etc. (off sale)	(1)	2	(x)	409	6	1,123	(1)	5	(x)	(1)	1	(x)			
Other sales	142	...	...	9	...	...	208	...	...	121	...	...			
Not analyzing merchandise line sales	...	...	...	188	4	...	8	1	...	120	1	...			
Small single unit stores	5,913	482	...	5,509	157	...	9,088	342	...	6,113	203	...			

... Not available. (1) Combined with "Other sales." (x) Not comparable. See Explanatory Material for definitions of Standard Metropolitan Areas.

GENERAL MERCHANDISE GROUP, GENERAL STORES

CONTENTS

Table		Page
18A	Merchandise Line Sales--General Merchandise Group, General Stores--United States, by Kind of Business, 1948	18.03
18B	Merchandise Line Sales--General Merchandise Group, General Stores--Kind of Business, by Geographic Division, 1948	18.04
18C	Merchandise Line Sales of Large Stores and Multiunits, and Small Store Sample--General Merchandise Group, General Stores--Kind of Business, by Geographic Division, 1948	18.09
18D	Merchandise Line Sales of Large Stores and Multiunits--General Merchandise Group, General Stores--Kind of Business, by State, 1948	18.12
18E	Merchandise Line Sales of Large Stores and Multiunits--General Merchandise Group, General Stores--Kind of Business, for Selected Standard Metropolitan Areas, 1948	18.28

INDEX TO KINDS OF BUSINESS

Kind of business	Table 18A	Table 18B	Table 18C	Table 18D	Table 18E
	Page	Page	Page	Page	Page
Department stores	18.03	18.04	...	18.12	18.28
Dry goods, general merchandise stores	18.03	18.07	18.09	18.22	18.46
Variety stores	18.03	18.07	18.10	18.24	18.48
General stores	18.03	18.08	18.11	18.26	....

Table 18A.—MERCHANDISE LINE SALES—GENERAL MERCHANDISE GROUP, GENERAL STORES—UNITED STATES, BY KIND OF BUSINESS: 1948

[Data based on sample. See text for description of sample and other explanatory material.]

Kind of business and merchandise line	Merchandise line sales		Stores handling merchandise line		Col. 1 as percent of col. 4
	Amount (Thousand dollars)	Percent distribution	Number	Total sales (Thousand dollars)	
	(1)	(2)	(3)	(4)	(5)
DEPARTMENT STORES					
Stores analyzing merchandise line sales, total	10,629,137	100.0	2,560	...	...
Main store					
Piece goods and household textiles:					
Silks, velvets, synthetics, woolen yard goods	193,584	1.8	2,328	10,144,060	1.9
Cotton yard goods	98,812	0.9	2,143	9,053,920	1.1
Linens and towels	127,644	1.2	2,265	10,133,130	1.3
Domestics, blankets, comforters, spreads	251,309	2.4	2,453	10,444,470	2.4
Small wares:					
Laces, ribbons, notions, needlework	174,806	1.6	2,300	10,050,579	1.7
Toiletries, drugs, drug sundries	177,115	1.7	1,657	9,171,220	1.9
Silverware, clocks, fine jewelry, watches	104,089	1.0	1,091	8,552,167	1.2
Costume jewelry	71,794	0.7	1,404	8,756,033	0.8
Books, magazines, stationery	132,678	1.2	1,280	8,624,169	1.5
Women's and misses' ready-to-wear accessories:					
Neckwear, scarfs, handkerchiefs	107,182	1.0	2,295	10,146,320	1.1
Millinery	120,205	1.1	1,821	9,845,105	1.2
Women's, children's gloves	53,789	0.5	2,256	10,371,916	0.5
Corsets and brassieres	143,227	1.3	2,461	10,499,382	1.4
Women's, children's hosiery	211,261	2.0	2,499	10,544,051	2.0
Underwear, slips, negligees, robes	347,414	3.3	2,516	10,542,575	3.3
Infants' wear	267,328	2.5	2,483	10,526,877	2.5
Handbags, small leather goods	98,044	0.9	2,339	10,272,720	1.0
Women's, children's shoes	358,028	3.4	2,347	10,414,914	3.4
Women's and misses' ready-to-wear apparel:					
Women's, misses', juniors' coats and suits	418,918	3.9	2,411	9,672,071	4.3
Women's, misses', juniors' dresses	438,708	4.1	2,372	9,417,742	4.6
Girls' and teen-age wear	169,802	1.6	2,217	10,026,735	1.7
Blouses, skirts, sportswear	284,730	2.7	2,390	10,380,354	2.7
Aprons, housedresses and uniforms	138,051	1.3	2,172	9,862,069	1.4
Furs	68,216	0.6	1,422	8,507,296	0.8
Men's and boys' wear:					
Men's clothing	355,479	3.3	2,144	9,776,860	3.6
Men's furnishings, hats	483,950	4.6	2,383	10,443,400	4.6
Boys' wear	223,765	2.1	2,340	10,388,169	2.2
Men's, boys' shoes and slippers	115,000	1.1	1,964	9,307,352	1.2
Home furnishings:					
Furniture, beds, mattresses, springs	533,652	5.0	1,905	9,656,643	5.5
Floor coverings	320,191	3.0	2,182	10,013,820	3.2
Draperies, curtains, upholstery, lamps and shades	361,957	3.4	2,458	10,537,781	3.4
Major household appliances	495,045	4.7	1,750	9,730,786	5.1
China, glassware, housewares (inc. electric)	430,411	4.0	2,372	10,356,911	4.2
Radios, phonographs, television sets, records, etc.	165,594	1.6	1,714	9,283,068	1.8
Miscellaneous merchandise departments:					
Toys, games, sporting goods, cameras	331,005	3.1	2,227	10,093,502	3.3
Luggage	43,971	0.4	2,037	9,721,953	0.5
Candy, groceries, other foods	156,399	1.5	944	8,072,028	1.9
Restaurant and fountain	94,485	0.9	552	6,245,732	1.5
Packaged liquors and wines	11,808	0.1	56	947,269	1.2
Paint and wallpaper	88,670	0.8	1,255	6,859,278	1.3
Hardware	167,547	1.6	1,106	5,090,329	3.3
Lighting, electrical supplies	53,843	0.5	959	4,015,501	1.3
Heating, plumbing equipment and supplies	166,161	1.6	925	3,568,713	4.7
Building materials	83,441	0.8	895	3,713,572	2.2
Farm equipment, implements, machinery	95,646	0.9	810	3,160,187	3.0
Tires, batteries, and accessories	219,293	2.1	979	4,747,639	4.6
Gasoline and lubricants	11,156	0.1	635	2,583,663	0.4
Basement store					
Piece goods and household textiles	72,854	0.7	306	4,041,057	1.8
Women's, misses' ready-to-wear:					
Intimate apparel, other accessories	144,948	1.4	344	4,638,549	3.1
Coats, suits, dresses	156,979	1.5	390	4,698,844	3.3
Blouses, skirts, sportswear	42,820	0.4	295	4,295,187	1.0
Infants' and children's wear	57,401	0.5	290	4,310,130	1.3
Basement store—Continued					
Men's and boys' wear					
Men's clothing, furnishings	100,300	0.9	295	4,638,549	2.2
Boys' wear	27,535	0.3	218	3,800,282	0.7
Home furnishings	70,749	0.7	228	3,704,542	1.9
Shoes	64,291	0.6	357	4,435,508	1.4
Other					
Other sales and receipts	325,032	3.1	...	...	...
Stores not analyzing merchandise line sales	15,610	...	20	...	...
DRY GOODS, GENERAL MERCHANDISE STORES					
Stores analyzing merchandise line sales, total	2,703,274	100.0	27,935	...	...
Men's, boys' clothing, furnishings	537,599	19.9	17,618	2,221,307	24.2
Women's, girls', infants' apparel, accessories	698,111	25.8	18,277	2,303,926	30.3
Shoes and rubber footwear	228,198	8.4	14,240	2,001,584	11.4
Dry goods, bedding, needlework, notions, etc.	670,003	24.8	25,852	2,551,088	26.3
Furniture, house furnishings, appliances	142,321	5.3	9,034	1,669,267	8.5
Building materials, elect. supplies, hardware	78,004	2.9	6,258	554,328	14.1
Farm, garden implements and supplies	67,564	2.5	4,892	362,166	18.6
Drugs, medicines, toiletries, cosmetics	22,905	0.8	7,582	1,333,856	1.7
Cigars, cigarettes, tobacco	18,439	0.7	4,984	340,878	5.4
Groceries, confectionery, beverages	108,583	4.0	6,400	738,894	14.7
Gasoline, lubricants, fuel oil	18,540	0.7	3,092	215,114	8.6
Other sales	113,007	4.2	...	...	...
Stores not analyzing merchandise line sales	117,730	...	1,818	...	...
VARIETY STORES					
Stores analyzing merchandise line sales, total	2,470,203	100.0	10,115	...	...
Clothing and accessories (all kinds)	544,421	22.0	14,742	2,352,324	23.1
Dry goods and domestics	225,637	9.1	14,751	2,347,392	9.6
Notions and small wares	243,946	9.9	18,016	2,403,383	10.1
Hardware, paint, electrical supplies, appliances	202,018	8.2	14,432	2,343,382	8.6
House furnishings	218,358	8.8	15,242	2,361,772	9.2
Drugs and toiletries	163,067	6.6	15,507	2,352,513	6.9
Toys, games, books	223,814	9.1	17,053	2,419,773	9.2
Stationery	181,961	7.4	15,425	2,357,774	7.7
Novelty and costume jewelry	46,264	1.9	11,950	2,216,034	2.1
Fountain and meals	125,983	5.1	4,076	1,441,590	8.7
Candy, nuts, confectionery	161,862	6.5	13,949	2,280,711	7.1
Other sales	132,875	5.4	...	...	...
Stores not analyzing merchandise line sales	47,118	...	1,106	...	...
GENERAL STORES					
Stores analyzing merchandise line sales, total	1,192,144	100.0	20,640	...	...
Groceries, confectionery, beverages	546,019	45.8	20,640	1,192,144	45.8
Men's, boys' clothing, furnishings	69,031	5.8	15,029	950,765	7.3
Women's, girls', infants' apparel, accessories	53,803	4.5	10,964	784,970	6.8
Shoes and rubber footwear	55,305	4.6	13,279	907,182	6.1
Dry goods, bedding, needlework, notions, etc.	83,889	7.1	14,644	919,156	9.1
Furniture, house furnishings, appliances	55,203	4.6	6,802	629,974	8.8
Building materials, elect. supplies, hardware	84,946	7.1	11,679	760,771	11.3
Farm, garden implements and supplies	87,417	7.4	12,609	676,529	12.9
Drugs, medicines, toiletries, cosmetics	18,163	1.5	11,710	698,548	2.6
Cigars, cigarettes, tobacco	40,296	3.4	15,204	806,663	5.0
Gasoline, lubricants, fuel oil	59,560	5.0	12,052	564,856	10.5
Other sales	38,522	3.2	...	...	...
Stores not analyzing merchandise line sales	40,503	...	927	...	...

Table 18B.—MERCHANDISE LINE SALES—GENERAL MERCHANDISE GROUP, GENERAL STORES—KIND OF BUSINESS, BY GEOGRAPHIC DIVISION: 1948

[Data based on sample. See text for description of sample and other explanatory material.]

Kind of business and merchandise line	NEW ENGLAND: Merchandise line sales: Amount (Thousand dollars) (1)	Percent distribution (2)	Stores handling merchandise line: Number (3)	Total sales (Thousand dollars) (4)	Col. 1 as per cent of col. 4 (5)	MIDDLE ATLANTIC: Merchandise line sales: Amount (Thousand dollars) (1)	Percent distribution (2)	Stores handling merchandise line: Number (3)	Total sales (Thousand dollars) (4)	Col. 1 as per cent of col. 4 (5)	EAST NORTH CENTRAL: Merchandise line sales: Amount (Thousand dollars) (1)	Percent distribution (2)	Stores handling merchandise line: Number (3)	Total sales (Thousand dollars) (4)	Col. 1 as per cent of col. 4 (5)
DEPARTMENT STORES															
Stores analyzing merchandise line sales, total	582,681	100.0	186	...	...	2,304,021	100.0	364	...	...	2,950,826	100.0	618	...	...
Main store															
Piece goods and household textiles															
Silks, velvets, synthetics, woolen yard goods	7,163	1.2	128	461,537	1.6	33,493	1.5	314	2,198,444	1.5	47,330	1.6	578	2,875,980	1.6
Cotton yard goods	2,781	0.5	92	363,398	0.8	13,286	0.6	278	1,892,797	0.7	23,659	0.8	523	2,578,229	0.9
Linens and towels	6,491	1.1	129	488,714	1.3	32,190	1.4	321	2,219,232	1.4	34,961	1.2	574	2,807,343	1.2
Domestics, blankets, comforters, spreads	16,101	2.8	174	572,471	2.8	58,607	2.5	353	2,290,668	2.6	67,946	2.3	594	2,918,770	2.3
Small wares															
Laces, ribbons, notions, needlework	11,449	2.0	142	542,328	2.1	39,974	1.7	330	2,234,698	1.8	43,301	1.5	553	2,680,975	1.6
Toiletries, drugs, drug sundries	12,123	2.1	134	530,482	2.3	42,525	1.8	225	2,140,409	2.0	45,174	1.5	397	2,438,956	1.8
Silverware, clocks, fine jewelry, watches	4,589	0.8	56	436,522	1.1	25,472	1.1	183	2,034,327	1.2	33,337	1.1	251	2,409,764	1.4
Costume jewelry	4,139	0.7	127	453,304	0.9	17,355	0.8	248	2,069,923	0.8	18,505	0.6	376	2,436,662	0.8
Books, magazines, stationery	8,041	1.4	95	475,130	1.7	30,797	1.3	207	2,043,629	1.5	33,708	1.1	274	2,245,689	1.5
Women's and misses' ready-to-wear accessories:															
Neckwear, scarfs, handkerchiefs	7,698	1.3	156	551,046	1.4	25,982	1.1	328	2,252,315	1.2	27,464	0.9	531	2,716,190	1.0
Millinery	7,963	1.4	133	488,145	1.6	27,889	1.2	271	2,133,277	1.3	31,564	1.1	448	2,620,285	1.2
Women's, children's gloves	4,289	0.7	157	554,195	0.8	14,175	0.6	340	2,256,595	0.6	13,662	0.5	548	2,669,247	0.5
Corsets and brassieres	10,266	1.8	183	577,008	1.8	30,772	1.3	352	2,291,522	1.3	38,339	1.3	593	2,899,963	1.3
Women's, children's hosiery	15,935	2.7	186	582,681	2.7	45,631	2.0	359	2,295,809	2.0	54,833	1.9	601	2,918,172	1.9
Underwear, slips, negligees, robes	22,243	3.8	180	574,132	3.9	73,872	3.2	357	2,291,690	3.2	92,987	3.2	603	2,909,131	3.2
Infants' wear	18,659	3.2	184	579,865	3.2	55,827	2.4	351	2,291,762	2.4	74,372	2.5	597	2,906,204	2.6
Handbags, small leather goods	6,198	1.1	145	548,010	1.1	24,836	1.1	336	2,273,402	1.1	25,042	0.8	564	2,793,736	0.9
Women's, children's shoes	19,125	3.3	138	546,321	3.5	67,113	2.9	312	2,254,843	3.0	99,519	3.4	566	2,887,382	3.4
Women's and misses' ready-to-wear apparel:															
Women's, misses', juniors' coats and suits	22,532	3.9	168	521,952	4.3	97,897	4.3	348	2,248,214	4.4	119,409	4.0	565	2,739,512	4.4
Women's, misses', juniors' dresses	27,758	4.8	171	520,251	5.3	99,147	4.3	336	2,233,151	4.4	125,019	4.2	557	2,727,072	4.6
Girls' and teen-age wear	8,903	1.5	159	553,742	1.6	35,556	1.5	316	2,233,482	1.6	55,916	1.9	519	2,782,859	2.0
Blouses, skirts, sportswear	16,649	2.9	174	568,577	2.9	64,475	2.8	334	2,267,051	2.8	78,402	2.7	564	2,871,819	2.7
Aprons, housedresses and uniforms	8,719	1.5	148	540,183	1.6	30,853	1.3	313	2,217,678	1.4	39,441	1.3	514	2,636,683	1.5
Furs	6,048	1.0	91	461,517	1.3	19,694	0.9	248	2,128,049	0.9	17,770	0.6	398	2,483,445	0.7
Men's and boys' wear:															
Men's clothing	17,336	3.0	118	479,676	3.6	63,464	2.8	269	2,082,897	3.0	99,845	3.4	515	2,722,948	3.7
Men's furnishings, hats	26,306	4.5	140	544,823	4.8	98,431	4.3	328	2,266,036	4.3	132,153	4.5	576	2,913,140	4.5
Boys' wear	12,111	2.1	164	546,841	2.2	40,319	1.7	319	2,233,315	1.8	62,141	2.1	550	2,851,990	2.2
Men's, boys' shoes and slippers	4,070	0.7	97	443,453	0.9	16,249	0.7	234	2,011,011	0.8	31,718	1.1	453	2,669,196	1.2
Home furnishings															
Furniture, beds, mattresses, springs	23,234	4.0	115	526,571	4.4	157,057	6.8	292	2,218,275	7.1	136,827	4.6	491	2,758,242	5.0
Floor coverings	13,864	2.4	132	455,545	3.0	78,098	3.4	316	2,247,522	3.5	88,216	3.0	557	2,828,510	3.1
Draperies, curtains, upholstery, lamps and shades	19,941	3.4	183	578,823	3.4	82,951	3.6	347	2,287,294	3.6	103,524	3.5	596	2,938,978	3.5
Major household appliances	22,466	3.9	136	518,711	4.3	87,329	3.8	299	2,190,431	4.0	126,345	4.3	354	2,781,941	4.5
China, glassware, housewares (inc. electric)	26,854	4.6	179	572,873	4.7	104,735	4.6	343	2,236,292	4.7	110,215	3.7	562	2,878,282	3.8
Radios, phonographs, television sets, records, etc.	7,659	1.3	113	428,380	1.8	35,144	1.5	251	2,104,398	1.7	45,125	1.5	455	2,636,160	1.7
Miscellaneous merchandise departments															
Toys, games, sporting goods, cameras	14,059	2.4	146	528,724	2.6	64,799	2.8	321	2,207,739	2.9	99,127	3.4	531	2,834,829	3.5
Luggage	2,454	0.4	115	502,985	0.5	11,453	0.5	294	2,167,659	0.5	11,496	0.4	492	2,571,169	0.4
Candy, groceries, other foods	4,431	0.8	60	376,308	1.2	38,860	1.7	176	1,926,392	2.0	67,674	2.3	245	2,232,366	3.0
Restaurant and fountain	4,424	0.8	38	312,538	1.4	23,697	1.0	99	1,527,777	1.5	25,298	0.9	127	1,759,450	1.4
Packaged liquors and wines	([1])	([1])	2	(x)	(x)	7,331	0.3	12	494,497	1.5	3,135	0.1	32	374,728	0.8
Paint and wallpaper	3,843	0.6	75	347,896	1.1	15,800	0.7	190	1,654,710	1.0	25,769	0.9	335	2,075,217	1.2
Hardware	7,107	1.2	48	159,158	4.5	26,741	1.2	138	950,635	2.8	43,506	1.5	276	1,632,167	2.7
Lighting, electrical supplies	1,193	0.2	39	118,485	1.0	6,400	0.3	116	523,291	1.2	16,169	0.5	243	1,334,750	1.2
Heating, plumbing equipment and supplies	6,050	1.0	37	102,077	5.9	22,951	1.0	104	477,694	4.8	41,961	1.4	228	1,058,655	4.0
Building materials	2,532	0.4	37	179,531	1.4	12,762	0.6	102	665,296	1.9	23,923	0.8	224	1,057,396	2.3
Farm equipment, implements, machinery	1,581	0.3	28	84,867	1.9	7,656	0.3	78	341,120	2.2	26,748	0.9	200	937,339	2.8
Tires, batteries, and accessories	8,476	1.4	38	142,127	6.0	26,321	1.1	109	1,025,229	2.6	53,131	1.8	263	1,483,133	3.6
Gasoline and lubricants	262	(z)	21	70,518	0.4	1,351	0.1	68	332,238	0.4	3,229	0.1	151	665,963	0.5
Basement store															
Piece goods and household textiles	2,685	0.5	26	137,249	2.0	16,436	0.7	54	1,042,951	1.6	23,727	0.8	71	1,321,173	1.8
Women's, misses' ready-to-wear:															
Intimate apparel, other accessories	14,351	2.5	22	258,635	5.5	38,641	1.7	57	1,179,968	3.3	43,963	1.5	75	1,444,192	3.0
Coats, suits, dresses	12,751	2.2	23	270,176	4.7	41,681	1.8	59	1,180,084	3.5	48,790	1.7	107	1,468,933	3.3
Blouses, skirts, sportswear	2,640	0.4	18	244,368	1.1	10,554	0.5	54	1,163,970	0.9	13,049	0.4	75	1,281,714	1.0
Infants' and children's wear	5,093	0.9	15	237,383	2.1	15,024	0.7	54	1,129,177	1.3	19,771	0.7	77	1,379,796	1.4
Men's and boys' wear:															
Men's clothing, furnishings	10,080	1.7	19	265,881	3.8	26,194	1.1	57	1,130,298	2.3	29,158	1.0	57	1,383,738	2.1
Boys' wear	1,942	0.3	14	203,396	1.0	7,157	0.3	44	1,042,745	0.7	8,029	0.3	46	1,098,748	0.7
Home furnishings	5,673	1.0	16	234,641	2.4	23,540	1.0	50	948,545	2.5	23,019	0.8	61	1,182,283	1.9
Shoes	4,673	0.8	30	257,169	1.8	16,933	0.7	58	1,115,387	1.5	19,640	0.7	81	1,396,821	1.4
Other															
Other sales and receipts	16,678	2.8	...	...	...	70,544	3.1	...	...	...	102,745	3.4	...	...	...
Stores not analyzing merchandise line sales	...	...	...	...	...	1,906	...	2	...	...	3,552	...	5	...	...

[1] [illegible]

Table 18B.—MERCHANDISE LINE SALES—GENERAL MERCHANDISE GROUP, GENERAL STORES—KIND OF BUSINESS, BY GEOGRAPHIC DIVISION: 1948—Continued

[Data based on sample. See text for description of sample and other explanatory material]

Kind of business and merchandise line	Merchandise line sales		Stores handling merchandise line		Col. 1 as percent of col. 4	Merchandise line sales		Stores handling merchandise line		Col. 1 as percent of col. 4	Merchandise line sales		Stores handling merchandise line		Col. 1 as percent of col. 4
	Amount (Thousand dollars) (1)	Percent distribution (2)	Number (3)	Total sales (Thousand dollars) (4)	(5)	Amount (Thousand dollars) (1)	Percent distribution (2)	Number (3)	Total sales (Thousand dollars) (4)	(5)	Amount (Thousand dollars) (1)	Percent distribution (2)	Number (3)	Total sales (Thousand dollars) (4)	(5)
	WEST NORTH CENTRAL					SOUTH ATLANTIC					EAST SOUTH CENTRAL				
DEPARTMENT STORES															
Stores analyzing merchandise line sales, total	1,002,996	100.0	273	...	...	1,095,384	100.0	410	...	...	390,963	100.0	133	...	...
Main store															
Piece goods and household textiles:															
Silks, velvets, synthetics, woolen yard goods	18,053	1.8	264	990,088	1.8	25,914	2.4	365	1,018,432	2.5	10,024	2.6	129	389,193	2.6
Cotton yard goods	9,940	1.0	255	979,308	1.0	16,066	1.5	351	922,812	1.7	6,834	1.8	129	379,356	1.8
Linens and towels	10,481	1.0	258	990,669	1.1	13,749	1.3	330	1,045,992	1.3	4,790	1.2	128	370,839	1.3
Domestics, blankets, comforters, spreads	20,104	2.0	265	991,637	2.0	25,800	2.4	381	1,037,600	2.5	8,942	2.3	130	377,359	2.4
Small wares:															
Laces, ribbons, notions, needlework	16,378	1.6	259	987,705	1.7	17,493	1.6	348	995,835	1.8	5,931	1.5	122	376,926	1.6
Toiletries, drugs, drug sundries	16,139	1.6	125	839,811	1.9	16,955	1.6	323	964,627	1.8	6,251	1.6	99	333,512	1.9
Silverware, clocks, fine jewelry, watches	7,665	0.8	79	782,749	1.0	9,606	0.9	235	847,128	1.1	3,172	0.8	71	295,088	1.1
Costume jewelry	6,356	0.6	121	844,072	0.8	7,357	0.7	149	798,865	0.9	2,726	0.7	65	303,697	0.9
Books, magazines, stationery	12,377	1.2	97	793,343	1.6	12,268	1.1	263	905,776	1.4	4,301	1.1	84	320,896	1.3
Women's and misses' ready-to-wear accessories:															
Neckwear, scarfs, handkerchiefs	8,884	0.9	251	977,962	0.9	11,214	1.0	368	1,051,005	1.1	4,193	1.1	130	386,174	1.1
Millinery	9,039	0.9	142	644,835	1.4	13,156	1.2	348	867,067	1.5	5,141	1.3	106	306,431	1.7
Women's, children's gloves	4,246	0.4	243	973,201	0.4	5,392	0.5	374	1,044,653	0.5	2,050	0.5	131	389,108	0.5
Corsets and brassieres	13,122	1.3	259	991,788	1.3	14,624	1.3	392	1,077,885	1.4	5,010	1.3	132	390,427	1.3
Women's, children's hosiery	17,867	1.8	263	995,828	1.8	23,832	2.2	399	1,085,975	2.2	8,341	2.1	132	389,736	2.1
Underwear, slips, negligees, robes	28,639	2.9	271	1,002,062	2.9	39,709	3.6	404	1,088,944	3.6	14,318	3.7	133	390,963	3.7
Infants' wear	23,921	2.4	269	1,000,380	2.4	30,026	2.8	393	1,079,078	2.8	10,479	2.7	131	388,784	2.7
Handbags, small leather goods	7,902	0.8	246	982,354	0.8	10,599	1.0	384	1,064,440	1.0	3,520	0.9	129	386,106	0.9
Women's, children's shoes	32,449	3.2	260	992,139	3.3	45,822	4.2	391	1,074,569	4.3	16,189	4.1	129	385,009	4.2
Women's and misses' ready-to-wear apparel:															
Women's, misses', juniors' coats and suits	35,560	3.5	257	850,391	4.2	44,272	4.1	393	933,703	4.7	16,678	4.3	126	329,088	5.1
Women's, misses', juniors' dresses	35,684	3.6	251	844,966	4.2	49,305	4.5	384	916,317	5.4	18,039	4.6	127	330,731	5.4
Girls' and teen-age wear	13,799	1.4	239	963,914	1.4	20,537	1.9	376	1,050,840	2.0	6,204	1.6	122	371,056	1.7
Blouses, skirts, sportswear	24,069	2.4	254	986,441	2.4	31,067	2.8	383	1,057,301	2.9	8,932	2.3	127	380,863	2.3
Aprons, housedresses and uniforms	14,438	1.4	237	968,772	1.5	13,598	1.2	332	1,000,162	1.4	4,837	1.2	115	363,510	1.3
Furs	5,491	0.5	162	694,767	0.8	5,326	0.5	132	698,073	0.8	1,750	0.5	60	283,780	0.6
Men's and boys' wear:															
Men's clothing	30,899	3.1	241	936,493	3.3	44,107	4.0	345	969,901	4.5	15,734	4.0	117	344,833	4.6
Men's furnishings, hats	42,270	4.2	264	992,955	4.3	53,040	4.8	397	1,078,161	4.9	19,128	4.9	126	380,490	5.0
Boys' wear	20,462	2.0	257	987,748	2.1	30,635	2.8	383	1,057,130	2.9	10,792	2.8	126	381,760	2.8
Men's, boys' shoes and slippers	11,868	1.2	230	880,842	1.3	15,167	1.4	333	878,930	1.7	5,822	1.5	115	326,601	1.8
Home furnishings:															
Furniture, beds, mattresses, springs	47,489	4.7	234	944,946	5.0	49,330	4.5	226	872,491	5.6	16,638	4.3	80	334,727	5.0
Floor coverings	33,610	3.4	242	963,664	3.5	28,296	2.6	337	1,011,620	2.8	10,096	2.6	109	360,092	2.8
Draperies, curtains, upholstery, lamps and shades	29,579	2.9	262	994,849	3.0	39,363	3.6	394	1,081,528	3.6	14,143	3.6	130	386,658	3.6
Major household appliances	48,852	4.9	230	931,418	5.2	50,768	4.6	180	891,619	5.7	21,554	5.5	77	344,116	6.3
China, glassware, housewares (inc. electric)	41,682	4.2	263	989,192	4.2	41,995	3.8	357	1,049,209	4.0	12,714	3.3	123	373,414	3.4
Radios, phonographs, television sets, records, etc	14,543	1.4	215	906,707	1.6	16,033	1.5	166	871,742	1.8	5,049	1.3	72	326,364	1.5
Miscellaneous merchandise departments:															
Toys, games, sporting goods, cameras	33,261	3.3	250	978,471	3.4	33,022	3.0	364	1,023,407	3.2	10,480	2.7	109	351,593	3.0
Luggage	3,921	0.4	249	979,535	0.4	3,712	0.3	347	987,023	0.4	1,210	0.3	115	357,374	0.3
Candy, groceries, other foods	10,113	1.0	92	795,479	1.3	8,203	0.8	115	749,898	1.1	1,735	0.4	52	296,443	0.6
Restaurant and fountain	11,882	1.2	50	623,502	1.9	8,833	0.8	105	617,993	1.4	3,033	0.8	30	198,588	1.5
Packaged liquors and wines	...	...	...	...	...	(1)	(1)	2	(x)	(x)	...	...	...	...	...
Paint and wallpaper	11,058	1.1	181	776,723	1.4	7,403	0.7	104	484,434	1.5	3,699	0.9	53	259,151	1.4
Hardware	18,253	1.8	164	581,751	3.1	15,878	1.5	118	399,012	4.0	6,644	1.7	49	176,540	3.8
Lighting, electrical supplies	8,696	0.9	156	499,458	1.7	4,648	0.4	80	334,551	1.4	2,113	0.5	43	180,000	1.2
Heating, plumbing equipment and supplies	22,037	2.2	150	446,994	4.9	15,757	1.4	79	343,055	4.6	7,518	1.9	40	163,541	4.6
Building materials	10,606	1.1	147	401,797	2.6	6,529	0.6	73	311,973	2.1	3,656	0.9	38	151,936	2.4
Farm equipment, implements, machinery	22,741	2.3	144	438,462	5.2	8,192	0.8	58	285,629	2.9	4,090	1.1	30	141,761	2.9
Tires, batteries, and accessories	32,608	3.2	155	537,267	6.1	20,120	1.8	83	366,356	5.5	10,446	2.7	39	172,363	6.1
Gasoline and lubricants	1,559	0.2	124	466,700	0.3	1,297	0.1	52	248,714	0.5	491	0.1	22	110,610	0.4
Basement store															
Piece goods and household textiles	9,617	1.0	47	457,522	2.1	4,425	0.4	31	300,262	1.5	2,340	0.6	13	80,562	2.9
Women's, misses' ready-to-wear:															
Intimate apparel, other accessories	14,117	1.4	54	484,165	2.9	10,349	0.9	43	358,033	2.9	2,790	0.7	16	103,317	2.7
Coats, suits, dresses	15,859	1.6	57	489,467	3.2	13,770	1.3	49	379,542	3.6	2,705	0.7	20	114,427	2.4
Blouses, skirts, sportswear	5,571	0.6	42	466,581	1.2	3,572	0.3	28	316,227	1.1	314	0.1	12	65,615	0.5
Infants' and children's wear	5,392	0.5	42	447,848	1.2	5,331	0.5	35	341,608	1.6	327	0.2	12	78,610	1.0
Men's and boys' wear:															
Men's clothing, furnishings	8,084	0.8	47	451,318	1.8	7,870	0.7	33	214,110	2.5	2,924	0.7	18	102,842	2.8
Boys' wear	2,197	0.2	27	399,777	0.5	3,164	0.3	27	293,075	1.1	859	0.2	12	81,363	1.0
Home furnishings	6,749	0.7	30	401,047	1.7	4,264	0.4	24	258,171	1.6	538	0.1	9	41,285	1.3
Shoes	5,827	0.6	44	456,928	1.3	5,068	0.5	58	340,512	1.5	1,737	0.4	18	109,894	1.6
Other															
Other sales and receipts	28,991	2.8	...	...	...	31,556	2.6	...	...	...	10,492	2.7	...	...	...
Stores not analyzing merchandise line sales	3,689	...	5	...	...	2,161	...	4	...	...	1,169	...	2	...	...

See footnotes at end of table.

Table 18B.—MERCHANDISE LINE SALES—GENERAL MERCHANDISE GROUP, GENERAL STORES—KIND OF BUSINESS, BY GEOGRAPHIC DIVISION: 1948—Continued

[Data based on sample. See text for description of sample and other explanatory material.]

WEST SOUTH CENTRAL

Kind of business and merchandise line	Merchandise line sales: Amount (Thousand dollars) (1)	Merchandise line sales: Percent distribution (2)	Stores handling merchandise line: Number (3)	Stores handling merchandise line: Total sales (Thousand dollars) (4)	Col. 1 as percent of col. 4 (5)
DEPARTMENT STORES					
Stores analyzing merchandise line sales, total	737,563	100.0	200	...	...
Main store					
Piece goods and household textiles:					
Silks, velvets, synthetics, woolen yard goods	18,426	2.5	194	685,374	2.7
Cotton yard goods	10,450	1.4	189	686,345	1.5
Linens and towels	7,797	1.1	189	693,433	1.1
Domestics, blankets, comforters, spreads	16,820	2.3	189	699,194	2.4
Small wares:					
Laces, ribbons, notions, needlework	10,794	1.5	192	692,153	1.6
Toiletries, drugs, drug sundries	12,765	1.7	107	618,797	2.1
Silverware, clocks, fine jewelry, watches	6,017	0.8	73	559,577	1.1
Costume jewelry	4,833	0.6	101	589,001	0.8
Books, magazines, stationery	7,784	1.1	83	565,007	1.4
Women's and misses' ready-to-wear accessories:					
Neckwear, scarfs, handkerchiefs	6,804	0.9	189	714,443	1.0
Millinery	9,377	1.3	133	577,448	1.6
Women's, children's gloves	3,059	0.4	183	707,942	0.4
Corsets and brassieres	9,414	1.3	192	726,640	1.3
Women's, children's hosiery	12,689	1.7	195	727,020	1.7
Underwear, slips, negligees, robes	24,634	3.3	195	730,284	3.4
Infants' wear	15,707	2.1	190	723,365	2.2
Handbags, small leather goods	7,426	1.0	188	721,053	1.1
Women's, children's shoes	28,337	3.8	194	731,410	3.9
Women's and misses' ready-to-wear apparel:					
Women's, misses', juniors' coats and suits	25,651	3.5	193	644,788	4.0
Women's, misses', juniors' dresses	33,964	4.6	191	651,322	5.2
Girls' and teen-age wear	9,281	1.3	168	652,624	1.4
Blouses, skirts, sportswear	17,715	2.4	191	726,246	2.4
Aprons, housedresses and uniforms	8,174	1.1	172	644,583	1.3
Furs	5,219	0.7	111	558,415	0.9
Men's and boys' wear:					
Men's clothing	30,067	4.1	192	710,852	4.2
Men's furnishings, hats	34,616	4.7	195	725,386	4.8
Boys' wear	15,771	2.1	194	705,096	2.2
Men's, boys' shoes and slippers	10,224	1.4	181	671,175	1.5
Home furnishings:					
Furniture, beds, mattresses, springs	32,664	4.4	150	579,247	5.6
Floor coverings	19,078	2.6	165	672,890	2.8
Draperies, curtains, upholstery, lamps and shades	24,031	3.3	189	726,140	3.3
Major household appliances	48,154	6.5	169	659,532	7.3
China, glassware, housewares (inc. electric)	28,392	3.9	192	721,945	3.9
Radios, phonographs, television sets, records, etc.	11,113	1.5	159	623,464	1.8
Miscellaneous merchandise departments:					
Toys, games, sporting goods, cameras	22,533	3.1	166	644,617	3.5
Luggage	2,530	0.4	165	653,533	0.4
Candy, groceries, other foods	9,367	1.3	68	552,664	1.7
Restaurant and fountain	4,724	0.6	33	364,206	1.3
Packaged liquors and wines	317	(Z)	3	30,007	1.1
Paint and wallpaper	7,756	1.0	118	444,634	1.7
Hardware	13,850	1.9	110	372,980	3.7
Lighting, electrical supplies	4,088	0.6	107	319,291	1.3
Heating, plumbing equipment and supplies	18,456	2.5	105	320,534	5.8
Building materials	6,100	0.8	102	314,444	1.9
Farm equipment, implements, machinery	8,259	1.1	98	315,189	2.6
Tires, batteries, and accessories	21,816	3.0	105	368,651	5.9
Gasoline and lubricants	1,008	0.1	63	210,916	0.5
Basement store					
Piece goods and household textiles	4,077	0.6	32	240,011	1.7
Women's, misses' ready-to-wear:					
Intimate apparel, other accessories	5,358	0.7	35	262,276	2.0
Coats, suits, dresses	5,329	0.7	33	244,565	2.2
Blouses, skirts, sportswear	1,433	0.2	25	216,077	0.7
Infants' and children's wear	1,580	0.2	24	208,470	0.8
Men's and boys' wear:					
Men's clothing, furnishings	4,610	0.6	29	242,045	1.9
Boys' wear	1,137	0.2	18	184,944	0.6
Home furnishings	1,707	0.2	15	148,670	1.1
Shoes	3,442	0.5	30	245,613	1.4
Other					
Other sales and receipts	20,839	2.8	...	...	...
Stores not analyzing merchandise line sales	1,949	...	1	...	...

MOUNTAIN

Kind of business and merchandise line	Merchandise line sales: Amount (Thousand dollars) (1)	Merchandise line sales: Percent distribution (2)	Stores handling merchandise line: Number (3)	Stores handling merchandise line: Total sales (Thousand dollars) (4)	Col. 1 as percent of col. 4 (5)
DEPARTMENT STORES					
Stores analyzing merchandise line sales, total	277,238	100.0	109	...	...
Main store					
Piece goods and household textiles:					
Silks, velvets, synthetics, woolen yard goods	6,312	2.3	108	276,692	2.3
Cotton yard goods	2,743	1.0	97	234,640	1.2
Linens and towels	2,725	1.0	100	260,598	1.0
Domestics, blankets, comforters, spreads	6,918	2.5	108	276,172	2.5
Small wares:					
Laces, ribbons, notions, needlework	3,999	1.4	106	274,892	1.4
Toiletries, drugs, drug sundries	3,663	1.3	66	216,716	1.7
Silverware, clocks, fine jewelry, watches	1,856	0.7	32	177,968	1.0
Costume jewelry	1,493	0.5	61	200,479	0.7
Books, magazines, stationery	3,183	1.2	51	200,741	1.6
Women's and misses' ready-to-wear accessories:					
Neckwear, scarfs, handkerchiefs	2,427	0.9	94	263,162	0.9
Millinery	2,296	0.8	68	191,071	1.2
Women's, children's gloves	1,048	0.4	91	259,709	0.4
Corsets and brassieres	3,530	1.4	104	272,745	1.3
Women's, children's hosiery	5,323	1.9	106	275,322	1.9
Underwear, slips, negligees, robes	8,268	3.0	108	276,172	3.0
Infants' wear	7,418	2.7	106	275,091	2.7
Handbags, small leather goods	1,800	0.7	101	271,111	0.7
Women's, children's shoes	10,371	3.7	107	275,438	3.8
Women's and misses' ready-to-wear apparel:					
Women's, misses', juniors' coats and suits	9,694	3.5	105	245,551	3.9
Women's, misses', juniors' dresses	10,062	3.6	105	245,551	4.1
Girls' and teen-age wear	3,156	1.1	92	224,878	1.4
Blouses, skirts, sportswear	6,254	2.3	104	270,867	2.3
Aprons, housedresses and uniforms	3,719	1.3	101	261,891	1.4
Furs	1,653	0.6	73	212,047	0.8
Men's and boys' wear:					
Men's clothing	11,746	4.2	102	265,774	4.4
Men's furnishings, hats	15,148	5.5	104	273,129	5.5
Boys' wear	5,709	2.1	94	258,247	2.2
Men's, boys' shoes and slippers	4,797	1.7	95	257,453	1.9
Home furnishings:					
Furniture, beds, mattresses, springs	12,803	4.6	90	226,490	5.6
Floor coverings	9,129	3.3	93	245,437	3.7
Draperies, curtains, upholstery, lamps and shades	7,750	2.8	102	272,182	2.8
Major household appliances	14,464	5.2	87	246,380	5.9
China, glassware, housewares (inc. electric)	9,755	3.5	99	268,902	3.6
Radios, phonographs, television sets, records, etc.	5,029	1.8	81	240,632	2.1
Miscellaneous merchandise departments:					
Toys, games, sporting goods, cameras	9,602	3.5	97	262,077	3.6
Luggage	1,083	0.4	90	260,615	0.4
Candy, groceries, other foods	3,423	1.2	35	169,450	2.0
Restaurant and fountain	1,786	0.6	12	115,955	1.5
Packaged liquors and wines	...	...	...	...	...
Paint and wallpaper	3,065	1.1	63	160,606	1.9
Hardware	5,765	2.1	63	173,353	3.3
Lighting, electrical supplies	2,299	0.8	49	122,970	1.9
Heating, plumbing equipment and supplies	7,619	2.7	57	138,138	5.5
Building materials	3,630	1.3	48	125,428	2.9
Farm equipment, implements, machinery	4,042	1.5	55	137,414	2.9
Tires, batteries, and accessories	10,467	3.8	56	140,265	7.4
Gasoline and lubricants	363	0.1	38	104,014	0.3
Basement store					
Piece goods and household textiles	1,877	0.7	8	73,689	2.5
Women's, misses' ready-to-wear:					
Intimate apparel, other accessories	1,774	0.6	9	74,755	2.4
Coats, suits, dresses	2,196	0.8	9	74,755	2.9
Blouses, skirts, sportswear	501	0.2	7	70,605	0.7
Infants' and children's wear	718	0.3	7	60,605	1.2
Men's and boys' wear:					
Men's clothing, furnishings	1,797	0.6	7	70,605	2.3
Boys' wear	544	0.2	7	70,605	0.8
Home furnishings	409	0.1	5	35,992	1.1
Shoes	1,340	0.5	10	77,366	1.7
Other					
Other sales and receipts	6,697	2.4	...	...	...
Stores not analyzing merchandise line sales	...	...	...	...	...

PACIFIC

Kind of business and merchandise line	Merchandise line sales: Amount (Thousand dollars) (1)	Merchandise line sales: Percent distribution (2)	Stores handling merchandise line: Number (3)	Stores handling merchandise line: Total sales (Thousand dollars) (4)	Col. 1 as percent of col. 4 (5)
DEPARTMENT STORES					
Stores analyzing merchandise line sales, total	1,287,465	100.0	267	...	...
Main store					
Piece goods and household textiles:					
Silks, velvets, synthetics, woolen yard goods	26,869	2.1	248	1,248,320	2.2
Cotton yard goods	13,053	1.0	229	1,217,035	1.1
Linens and towels	14,460	1.1	236	1,256,310	1.2
Domestics, blankets, comforters, spreads	30,071	2.3	259	1,280,599	2.3
Small wares:					
Laces, ribbons, notions, needlework	25,487	2.0	248	1,265,067	2.0
Toiletries, drugs, drug sundries	21,520	1.7	151	1,087,910	2.0
Silverware, clocks, fine jewelry, watches	12,375	1.0	111	1,009,044	1.2
Costume jewelry	9,035	0.7	156	1,060,030	0.8
Books, magazines, stationery	20,219	1.6	126	1,073,958	1.9
Women's and misses' ready-to-wear accessories:					
Neckwear, scarfs, handkerchiefs	13,016	1.0	243	1,234,023	1.0
Millinery	13,800	1.1	172	1,016,546	1.4
Women's, children's gloves	5,868	0.4	239	1,217,266	0.5
Corsets and brassieres	18,150	1.4	254	1,271,404	1.4
Women's, children's hosiery	26,810	2.1	258	1,273,508	2.1
Underwear, slips, negligees, robes	42,544	3.3	259	1,279,197	3.3
Infants' wear	30,919	2.4	262	1,282,348	2.4
Handbags, small leather goods	10,721	0.8	246	1,232,508	0.9
Women's, children's shoes	39,103	3.0	250	1,267,803	3.1
Women's and misses' ready-to-wear apparel:					
Women's, misses', juniors' coats and suits	47,225	3.7	256	1,158,872	4.1
Women's, misses', juniors' dresses	39,730	3.1	250	1,148,431	3.4
Girls' and teen-age wear	16,450	1.3	226	1,193,340	1.4
Blouses, skirts, sportswear	37,167	2.9	259	1,251,189	3.0
Aprons, housedresses and uniforms	14,272	1.1	240	1,228,607	1.2
Furs	5,265	0.4	147	987,203	0.5
Men's and boys' wear:					
Men's clothing	42,281	3.3	245	1,263,486	3.3
Men's furnishings, hats	62,858	4.9	253	1,269,280	5.0
Boys' wear	25,825	2.0	253	1,266,042	2.0
Men's, boys' shoes and slippers	15,085	1.2	226	1,168,691	1.3
Home furnishings:					
Furniture, beds, mattresses, springs	57,610	4.5	227	1,195,654	4.8
Floor coverings	39,804	3.1	231	1,228,540	3.2
Draperies, curtains, upholstery, lamps and shades	40,675	3.2	255	1,271,329	3.2
Major household appliances	75,113	5.8	218	1,166,638	6.4
China, glassware, housewares (inc. electric)	54,069	4.2	254	1,266,802	4.3
Radios, phonographs, television sets, records, etc.	25,899	2.0	202	1,145,221	2.3
Miscellaneous merchandise departments:					
Toys, games, sporting goods, cameras	45,122	3.5	243	1,262,045	3.6
Luggage	6,112	0.5	230	1,242,060	0.5
Candy, groceries, other foods	12,593	1.0	101	973,028	1.3
Restaurant and fountain	10,808	0.8	58	725,723	1.5
Packaged liquors and wines	953	0.1	5	37,050	2.6
Paint and wallpaper	10,277	0.8	136	655,907	1.6
Hardware	29,803	2.3	140	644,733	4.6
Lighting, electrical supplies	8,237	0.6	126	582,705	1.4
Heating, plumbing equipment and supplies	23,812	1.8	125	518,025	4.6
Building materials	13,703	1.1	124	505,771	2.7
Farm equipment, implements, machinery	12,337	1.0	119	478,406	2.6
Tires, batteries, and accessories	35,908	2.8	131	512,258	7.0
Gasoline and lubricants	1,596	0.1	96	373,990	0.4
Basement store					
Piece goods and household textiles	7,670	0.6	24	387,638	2.0
Women's, misses' ready-to-wear:					
Intimate apparel, other accessories	13,605	1.0	33	473,208	2.9
Coats, suits, dresses	13,898	1.1	33	473,238	2.9
Blouses, skirts, sportswear	5,186	0.4	32	470,841	1.1
Infants' and children's wear	3,665	0.3	24	426,633	0.8
Men's and boys' wear:					
Men's clothing, furnishings	9,483	0.7	28	447,794	2.1
Boys' wear	2,506	0.2	23	425,629	0.6
Home furnishings	4,650	0.4	18	309,398	1.5
Shoes	5,631	0.4	28	435,810	1.3
Other					
Other sales and receipts	36,562	2.8	...	...	...
Stores not analyzing merchandise line sales	1,284	...	1	...	...

See footnotes at end of table.

Table 18B.—MERCHANDISE LINE SALES—GENERAL MERCHANDISE GROUP, GENERAL STORES—KIND OF BUSINESS, BY GEOGRAPHIC DIVISION: 1948—Continued

[Data based on sample. See text for description of sample and other explanatory material.]

Kind of business and merchandise line	Merchandise line sales		Stores handling merchandise line		Col. 1 as percent of col. 4	Merchandise line sales		Stores handling merchandise line		Col. 1 as percent of col. 4	Merchandise line sales		Stores handling merchandise line		Col. 1 as per cent of col. 4
	Amount (Thousand dollars)	Percent distribution	Number	Total sales (Thousand dollars)		Amount (Thousand dollars)	Percent distribution	Number	Total sales (Thousand dollars)		Amount (Thousand dollars)	Percent distribution	Number	Total sales (Thousand dollars)	
	(1)	(2)	(3)	(4)	(5)	(1)	(2)	(3)	(4)	(5)	(1)	(2)	(3)	(4)	(5)
DRY GOODS, GENERAL MERCHANDISE STORES	NEW ENGLAND					MIDDLE ATLANTIC					EAST NORTH CENTRAL				
Stores analyzing merchandise line sales, total	106,387	100.0	1,669	...	...	314,146	100.0	6,123	...	...	423,839	100.0	3,581	...	...
Men's, boys' clothing, furnishings	11,133	10.5	565	56,847	19.6	47,641	15.2	2,105	190,736	25.0	85,055	20.1	2,354	344,648	24.7
Women's, girls', infants' apparel, accessories	27,273	25.7	737	75,322	36.2	61,667	19.6	2,636	207,068	29.8	132,478	31.3	2,646	376,893	35.2
Shoes and rubber footwear	3,551	3.3	299	40,656	8.7	10,940	3.5	1,229	127,857	8.6	29,868	7.0	1,826	297,762	10.0
Dry goods, bedding, needlework, notions, etc	44,805	42.1	1,587	101,622	44.1	130,892	41.7	5,828	294,986	44.4	94,744	22.4	3,304	401,707	23.6
Furniture, house furnishings, appliances	7,583	7.1	347	59,209	12.8	19,619	6.2	1,058	154,755	12.7	26,329	6.2	1,245	275,418	9.6
Building materials, elect. supplies, hardware	1,873	1.8	104	13,163	14.2	5,319	1.7	615	57,632	9.2	14,722	3.5	731	64,879	22.7
Farm, garden implements and supplies	551	0.5	71	4,220	13.1	1,750	0.6	200	18,550	9.4	6,768	1.6	408	35,401	19.1
Drugs, medicines, toiletries, cosmetics	1,187	1.1	274	41,115	2.9	2,259	0.7	292	98,674	2.3	3,488	0.8	974	210,486	1.6
Cigars, cigarettes, tobacco	669	0.6	114	7,295	9.2	3,160	1.0	371	37,334	8.5	1,819	0.4	454	32,009	5.7
Groceries, confectionery, beverages	1,671	1.6	87	18,256	9.2	7,102	2.3	421	50,554	14.0	10,933	2.6	731	91,855	11.9
Gasoline, lubricants, fuel oil	558	0.5	41	5,142	10.8	1,652	0.5	225	22,311	7.4	1,836	0.4	339	21,614	8.5
Other sales	5,533	5.2	...	...	...	22,145	7.0	...	...	...	15,799	3.7	...	...	...
Stores not analyzing merchandise line sales	7,198	...	115	...	...	15,870	...	256	...	...	12,741	...	240	...	...
	WEST NORTH CENTRAL					SOUTH ATLANTIC					EAST SOUTH CENTRAL				
Stores analyzing merchandise line sales, total	355,073	100.0	2,553	...	...	402,650	100.0	4,191	...	...	247,058	100.0	3,279	...	...
Men's, boys' clothing, furnishings	74,955	21.1	1,958	305,277	24.6	66,375	16.5	2,974	336,136	19.7	48,140	19.5	2,710	218,277	22.0
Women's, girls', infants' apparel, accessories	105,643	29.8	1,969	325,686	32.4	88,875	22.1	2,896	333,958	26.6	52,045	21.1	2,603	214,967	24.2
Shoes and rubber footwear	34,004	9.6	1,641	297,437	11.4	36,000	8.9	2,648	317,286	11.3	28,678	11.6	2,505	207,678	13.8
Dry goods, bedding, needlework, notions, etc	71,606	20.2	2,368	342,756	20.9	83,332	20.7	3,746	375,673	22.2	49,546	20.0	3,000	231,767	21.4
Furniture, house furnishings, appliances	17,217	4.8	1,110	263,130	6.5	25,194	6.3	1,714	267,307	9.4	11,749	4.8	1,214	135,583	8.6
Building materials, elect. supplies, hardware	7,994	2.2	621	60,501	13.2	17,317	4.3	1,439	132,527	13.1	9,587	3.9	1,289	84,736	11.3
Farm, garden implements and supplies	11,001	3.1	495	47,902	23.0	19,483	4.8	1,444	96,844	20.1	12,501	5.1	1,289	72,109	17.3
Drugs, medicines, toiletries, cosmetics	2,148	0.6	1,053	210,872	1.0	5,322	1.3	1,477	201,954	2.6	2,092	0.8	1,174	99,406	2.1
Cigars, cigarettes, tobacco	943	0.3	473	29,122	3.2	5,718	1.4	1,360	101,846	5.6	3,007	1.2	1,353	66,559	4.5
Groceries, confectionery, beverages	15,284	4.3	720	99,924	15.3	30,153	7.5	1,826	161,005	18.7	16,666	6.7	1,348	88,347	18.9
Gasoline, lubricants, fuel oil	1,814	0.5	327	22,377	8.1	5,015	1.3	905	68,887	7.3	4,157	1.7	864	41,002	10.1
Other sales	12,464	3.5	...	...	...	19,856	4.9	...	...	...	8,890	3.6	...	...	...
Stores not analyzing merchandise line sales	13,737	...	188	...	...	19,677	...	284	...	...	10,887	...	153	...	...
	WEST SOUTH CENTRAL					MOUNTAIN					PACIFIC				
Stores analyzing merchandise line sales, total	406,863	100.0	3,600	...	...	168,815	100.0	982	...	...	278,443	100.0	1,957	...	...
Men's, boys' clothing, furnishings	97,652	24.0	2,887	370,542	26.4	41,792	24.8	828	158,834	26.3	64,856	23.3	1,237	240,010	27.0
Women's, girls', infants' apparel, accessories	103,358	25.4	2,792	369,580	28.0	43,604	25.8	753	156,606	27.8	83,158	29.9	1,245	243,846	34.1
Shoes and rubber footwear	45,295	11.1	2,600	354,783	12.8	17,773	10.5	703	149,309	11.9	22,089	7.9	889	208,816	10.6
Dry goods, bedding, needlework, notions, etc	94,798	23.3	3,314	389,686	24.3	31,438	18.6	894	162,051	19.4	68,842	24.7	1,791	250,840	27.4
Furniture, house furnishings, appliances	15,206	3.8	1,136	201,979	7.5	7,329	4.4	543	125,755	5.8	12,095	4.3	667	185,861	6.5
Building materials, elect. supplies, hardware	9,878	2.5	836	70,169	14.1	4,798	2.8	268	34,977	13.7	6,516	2.3	364	35,744	18.2
Farm, garden implements and supplies	10,274	2.5	731	56,073	18.3	2,497	1.5	144	17,852	14.0	2,739	1.0	110	13,215	20.7
Drugs, medicines, toiletries, cosmetics	2,517	0.6	1,056	181,825	1.4	1,259	0.7	412	116,755	1.1	2,633	0.9	470	172,769	1.5
Cigars, cigarettes, tobacco	1,718	0.4	669	45,287	3.8	634	0.4	136	13,274	4.8	771	0.3	54	8,152	9.5
Groceries, confectionery, beverages	14,662	3.6	947	103,107	14.2	9,063	5.4	196	54,684	16.6	3,049	1.1	124	71,162	4.3
Gasoline, lubricants, fuel oil	1,282	0.3	259	17,013	7.5	2,024	1.2	95	12,942	15.6	202	0.1	37	3,926	5.2
Other sales	10,223	2.5	...	...	...	8,604	3.9	...	...	...	11,493	4.2	...	...	...
Stores not analyzing merchandise line sales	21,310	...	313	...	...	6,184	...	112	...	...	10,126	...	157	...	...
VARIETY STORES	NEW ENGLAND					MIDDLE ATLANTIC					EAST NORTH CENTRAL				
Stores analyzing merchandise line sales, total	184,670	100.0	1,222	...	...	565,078	100.0	3,248	...	...	522,676	100.0	3,632	...	...
Clothing and accessories (all kinds)	50,792	27.5	935	177,977	28.5	137,224	24.3	2,254	538,272	25.5	121,390	23.2	2,990	505,736	24.0
Dry goods and domestics	17,785	9.6	1,018	180,090	9.9	48,163	8.5	2,330	538,441	8.9	34,491	6.6	2,939	504,074	6.8
Notions and small wares	15,224	8.2	1,124	180,232	8.4	50,541	9.0	3,013	554,126	9.1	49,458	9.4	3,501	505,909	9.8
Hardware, paint, electrical supplies, appliances	12,866	7.0	920	177,687	7.2	43,137	7.6	2,371	538,949	8.0	40,141	7.7	2,828	499,905	8.0
House furnishings	14,265	7.7	920	176,766	8.1	51,847	9.2	2,572	548,622	9.4	44,743	8.6	2,939	505,429	8.8
Drugs and toiletries	11,586	6.3	984	176,067	6.6	36,172	6.4	2,359	533,849	6.8	33,490	6.4	2,963	505,725	6.6
Toys, games, books	15,488	8.4	1,133	182,617	8.5	46,815	8.3	2,706	553,835	8.4	49,517	9.5	3,383	517,747	9.6
Stationery	12,755	6.9	1,012	179,967	7.1	39,699	7.0	2,448	544,103	7.3	39,987	7.6	3,039	507,353	7.9
Novelty and costume jewelry	2,392	1.3	694	158,615	1.5	9,173	1.6	1,694	498,425	1.8	9,605	1.8	2,483	483,282	2.0
Fountain and meals	9,465	5.1	374	113,543	8.3	32,882	5.8	934	375,405	8.8	30,116	5.8	942	327,631	9.2
Candy, nuts, confectionery	11,975	6.5	950	174,838	6.8	37,918	6.7	2,015	518,569	7.3	38,025	7.3	2,894	490,477	7.8
Other sales	10,077	5.5	...	...	...	31,507	5.6	...	...	...	31,703	6.1	...	...	...
Stores not analyzing merchandise line sales	3,902	...	108	...	...	7,879	...	159	...	...	9,079	...	223	...	...
	WEST NORTH CENTRAL					SOUTH ATLANTIC					EAST SOUTH CENTRAL				
Stores analyzing merchandise line sales, total	199,729	100.0	2,098	...	...	350,522	100.0	2,380	...	...	133,625	100.0	1,154	...	...
Clothing and accessories (all kinds)	39,367	19.7	1,753	190,871	20.6	79,054	22.5	1,952	338,220	23.4	28,382	21.2	873	125,226	22.7
Dry goods and domestics	15,611	7.8	1,661	189,584	8.2	36,891	10.5	1,910	335,443	11.0	14,476	10.8	888	125,872	11.5
Notions and small wares	21,140	10.6	1,971	191,749	11.0	33,782	9.6	2,262	345,120	9.8	13,637	10.2	1,096	122,480	10.3
Hardware, paint, electrical supplies, appliances	16,166	8.1	1,565	185,974	8.7	29,987	8.5	1,803	332,364	9.0	10,753	8.0	935	127,344	8.4
House furnishings	17,954	9.0	1,692	188,341	9.5	27,882	8.0	1,895	334,257	8.3	11,042	8.3	904	127,118	8.7
Drugs and toiletries	13,422	6.7	1,688	188,205	7.1	23,532	6.7	2,046	341,403	6.9	9,439	7.1	973	127,533	7.4
Toys, games, books	18,748	9.4	1,855	192,708	9.7	31,058	8.9	2,173	345,944	9.0	12,205	9.1	1,001	128,885	9.5
Stationery	16,189	8.1	1,685	188,021	8.6	24,432	7.0	2,043	341,037	7.2	8,114	6.1	877	125,696	6.4
Novelty and costume jewelry	4,463	2.2	1,359	178,761	2.5	6,176	1.8	1,614	318,482	1.9	3,420	2.6	785	123,204	2.8
Fountain and meals	11,538	5.8	435	108,815	10.6	15,311	4.4	464	201,796	7.6	5,425	4.1	214	73,579	7.4
Candy, nuts, confectionery	14,424	7.2	1,546	179,034	8.0	22,484	6.4	1,862	331,278	6.8	8,825	6.6	921	128,124	6.9
Other sales	10,707	5.4	...	...	...	19,933	5.7	...	...	...	7,907	5.9	...	...	...
Stores not analyzing merchandise line sales	5,198	...	91	...	...	6,573	...	116	...	...	3,145	...	68	...	...

See footnotes at end of table.

Table 18B.—MERCHANDISE LINE SALES—GENERAL MERCHANDISE GROUP, GENERAL STORES—KIND OF BUSINESS, BY GEOGRAPHIC DIVISION: 1948—Continued

[Data based on sample. See text for description of sample and other explanatory material.]

Kind of business and merchandise line	Merchandise line sales		Stores handling merchandise line		Col. 1 as per cent of col. 4	Merchandise line sales		Stores handling merchandise line		Col. 1 as per cent of col. 4	Merchandise line sales		Stores handling merchandise line		Col. 1 as per cent of col. 4
	Amount (Thousand dollars)	Percent distribution	Number	Total sales (Thousand dollars)		Amount (Thousand dollars)	Percent distribution	Number	Total sales (Thousand dollars)		Amount (Thousand dollars)	Percent distribution	Number	Total sales (Thousand dollars)	
	(1)	(2)	(3)	(4)	(5)	(1)	(2)	(3)	(4)	(5)	(1)	(2)	(3)	(4)	(5)
	WEST SOUTH CENTRAL					MOUNTAIN					PACIFIC				
VARIETY STORES															
Stores analyzing merchandise line sales, total	209,300	100.0	2,148	...	...	77,892	100.0	665	...	...	226,708	100.0	2,568	...	...
Clothing and accessories (all kinds)	37,151	17.8	1,676	198,196	18.7	12,227	15.7	526	71,600	17.1	38,834	17.1	1,783	206,226	18.8
Dry goods and domestics	24,579	11.7	1,608	190,777	12.9	7,911	10.1	508	72,309	10.9	25,730	11.4	1,889	210,802	12.2
Notions and small wares	24,965	11.9	2,084	207,217	12.0	8,014	10.3	591	73,970	10.8	27,179	12.0	2,374	212,580	12.8
Hardware, paint, electrical supplies, appliances	21,100	10.1	1,677	197,682	10.7	7,244	9.3	538	73,856	9.8	20,624	9.1	1,795	209,621	9.8
House furnishings	19,796	9.4	1,754	198,773	10.0	7,755	9.9	534	70,578	11.0	23,074	10.2	2,032	211,888	10.9
Drugs and toiletries	14,501	6.9	1,845	201,084	7.2	5,114	6.6	579	73,764	6.9	15,811	7.0	2,070	204,883	7.7
Toys, games, books	19,616	9.4	1,912	204,229	9.6	7,692	9.9	602	75,985	10.1	22,675	10.0	2,288	217,823	10.4
Stationery	14,690	7.0	1,653	193,910	7.6	6,667	8.5	580	73,930	9.0	19,418	8.6	2,088	203,757	9.5
Novelty and costume jewelry	4,642	2.2	1,452	189,411	2.4	2,156	2.8	552	72,945	3.0	4,237	1.9	1,347	192,909	2.2
Fountain and meals	8,727	4.2	207	95,732	9.1	4,253	5.5	168	42,614	10.0	8,266	3.6	336	102,475	8.1
Candy, nuts, confectionery	10,973	5.3	1,564	192,712	5.7	5,028	6.5	569	73,701	6.8	12,210	5.3	1,628	191,978	6.4
Other sales	8,560	4.1	...	...	...	3,831	4.9	...	...	...	8,650	3.8	...	...	...
Stores not analyzing merchandise line sales	5,234	...	131	...	...	1,654	...	62	...	...	4,454	...	148	...	...
	NEW ENGLAND					MIDDLE ATLANTIC					EAST NORTH CENTRAL				
GENERAL STORES															
Stores analyzing merchandise line sales, total	24,233	100.0	523	...	...	107,403	100.0	1,534	...	...	138,836	100.0	2,018	...	...
Groceries, confectionery, beverages	10,562	43.6	523	24,233	43.6	53,035	49.4	1,534	107,403	49.4	64,730	46.6	2,018	138,836	46.6
Men's, boys' clothing, furnishings	1,286	5.3	318	17,525	7.3	5,037	4.7	1,160	91,233	5.5	9,167	6.6	1,549	120,232	7.6
Women's, girls', infants' apparel, accessories	427	1.8	138	6,298	6.8	5,686	5.3	844	79,297	7.2	6,818	4.9	1,136	88,607	7.7
Shoes and rubber footwear	1,088	4.5	287	18,233	6.0	3,574	3.3	1,079	85,606	4.2	6,306	4.5	1,403	111,915	5.6
Dry goods, bedding, needlework, notions, etc	556	2.3	259	10,484	5.3	5,143	4.8	1,005	73,266	7.0	9,648	6.9	1,449	114,156	8.4
Furniture, house furnishings, appliances	782	3.2	172	9,308	8.4	9,537	8.9	583	70,843	13.5	5,785	4.2	777	78,579	7.4
Building materials, elect. supplies, hardware	2,758	11.4	377	20,380	13.5	6,062	5.6	1,020	68,149	8.9	10,172	7.3	1,380	90,128	11.3
Farm, garden implements and supplies	1,577	6.5	260	15,477	10.2	4,211	3.9	799	43,010	9.8	9,419	6.8	1,153	72,252	13.0
Drugs, medicines, toiletries, cosmetics	442	1.8	362	18,951	2.3	1,908	1.8	1,040	67,684	2.8	1,873	1.4	1,143	78,322	2.4
Cigars, cigarettes, tobacco	1,657	6.8	396	20,334	8.1	3,529	3.3	1,184	68,200	5.2	4,193	3.0	1,518	88,083	4.8
Gasoline, lubricants, fuel oil	2,324	9.6	322	14,513	16.0	6,945	6.5	1,028	71,334	9.7	5,084	3.7	1,054	57,311	8.9
Other sales	774	3.2	...	...	...	2,736	2.5	...	...	...	5,641	4.1	...	...	...
Stores not analyzing merchandise line sales	1,044	...	37	...	...	3,899	...	100	...	...	8,543	...	196	...	...
	WEST NORTH CENTRAL					SOUTH ATLANTIC					EAST SOUTH CENTRAL				
Stores analyzing merchandise line sales, total	142,910	100.0	2,165	...	...	281,013	100.0	5,288	...	...	195,810	100.0	4,616	...	...
Groceries, confectionery, beverages	68,594	48.0	2,165	142,910	48.0	119,987	42.7	5,288	281,013	42.7	88,761	45.3	4,616	195,810	45.3
Men's, boys' clothing, furnishings	10,360	7.3	1,570	117,395	8.8	14,941	5.3	3,829	222,227	6.7	10,613	5.4	3,354	147,287	7.2
Women's, girls', infants' apparel, accessories	7,690	5.4	1,140	97,792	7.9	11,193	4.0	2,690	186,191	6.0	8,962	4.6	2,554	127,237	7.0
Shoes and rubber footwear	6,303	4.4	1,333	110,262	5.7	11,679	4.2	3,337	216,308	5.4	13,319	6.8	3,052	145,235	9.2
Dry goods, bedding, needlework, notions, etc	13,449	9.4	1,405	112,219	12.0	16,617	5.9	3,432	213,130	7.8	14,598	7.5	3,576	151,763	9.6
Furniture, house furnishings, appliances	4,084	2.9	642	57,221	7.1	15,507	5.5	1,663	157,984	9.8	7,492	3.8	1,287	94,098	8.0
Building materials, elect. supplies, hardware	6,738	4.7	862	61,532	10.9	27,853	9.9	3,141	191,357	14.6	9,822	5.0	2,389	117,560	8.4
Farm, garden implements and supplies	11,459	8.0	1,116	62,457	18.3	21,738	7.7	3,496	176,115	12.3	15,179	7.8	3,022	128,452	11.8
Drugs, medicines, toiletries, cosmetics	1,175	0.8	1,026	66,534	1.8	5,504	2.0	2,996	180,252	3.1	2,007	1.0	2,509	105,858	1.9
Cigars, cigarettes, tobacco	2,925	2.0	1,400	81,314	3.6	11,664	4.2	4,116	216,559	5.4	8,819	4.5	3,614	144,135	6.1
Gasoline, lubricants, fuel oil	3,820	2.7	954	38,351	10.0	15,314	5.4	3,482	160,627	9.5	12,340	6.3	2,878	130,999	11.9
Other sales	6,315	4.4	...	...	...	9,016	3.2	...	...	...	3,898	2.0	...	...	...
Stores not analyzing merchandise line sales	4,788	...	59	...	...	6,739	...	247	...	...	4,575	...	96	...	...
	WEST SOUTH CENTRAL					MOUNTAIN					PACIFIC				
Stores analyzing merchandise line sales, total	170,156	100.0	3,212	...	...	82,050	100.0	800	...	...	49,733	100.0	484	...	...
Groceries, confectionery, beverages	76,972	45.2	3,212	170,156	45.2	39,094	47.6	800	82,050	47.6	24,284	48.8	484	49,733	48.8
Men's, boys' clothing, furnishings	9,506	5.6	2,310	132,842	7.2	5,189	6.3	586	65,372	7.9	2,932	5.9	353	36,652	8.0
Women's, girls', infants' apparel, accessories	6,465	3.8	1,753	110,550	5.8	3,895	4.7	496	56,781	6.9	2,667	5.4	213	32,217	8.3
Shoes and rubber footwear	8,646	5.1	2,028	125,796	6.9	2,606	3.2	490	61,254	4.3	1,784	3.6	270	32,573	5.5
Dry goods, bedding, needlework, notions, etc	14,491	8.5	2,543	139,598	10.4	5,950	7.3	597	65,560	9.1	3,437	6.9	318	38,980	8.8
Furniture, house furnishings, appliances	5,839	3.4	1,082	83,630	7.0	4,326	5.3	401	50,880	8.5	1,851	3.7	195	27,431	6.7
Building materials, elect. supplies, hardware	10,669	6.3	1,713	110,780	9.6	6,227	7.6	472	53,291	11.7	4,637	9.3	325	37,594	12.3
Farm, garden implements and supplies	16,843	9.9	2,177	120,894	13.9	4,046	4.9	316	29,183	13.9	2,945	5.9	270	28,689	10.3
Drugs, medicines, toiletries, cosmetics	2,757	1.6	1,891	107,546	2.6	1,475	1.8	425	42,125	3.5	1,022	2.1	318	31,276	3.3
Cigars, cigarettes, tobacco	4,489	2.6	2,182	115,667	3.9	1,498	1.8	479	40,229	3.7	1,522	3.1	315	32,142	4.7
Gasoline, lubricants, fuel oil	8,257	4.9	1,677	71,653	11.5	4,072	5.0	444	30,578	13.3	1,404	2.8	213	16,490	8.5
Other sales	5,222	3.1	...	...	...	3,672	4.5	...	...	...	1,248	2.5	...	...	...
Stores not analyzing merchandise line sales	7,555	...	148	...	...	2,724	...	30	...	...	636	...	14	...	...

z Withheld to avoid disclosure.
z Less than 0.05 percent.
[1] Combined with Other sales.

Table 18C.—MERCHANDISE LINE SALES OF LARGE STORES AND MULTIUNITS, AND SMALL STORE SAMPLE—GENERAL MERCHANDISE GROUP, GENERAL STORES—KIND OF BUSINESS, BY GEOGRAPHIC DIVISION: 1948

[See text for explanatory material and description of sample data included]

Kind of business and merchandise line	Large stores and multiunits			Sample of small single unit stores				Large stores and multiunits			Sample of small single unit stores			
	Merchandise line sales (Thousand dollars) (1)	Stores reporting merchandise line: Number (2)	Stores reporting merchandise line: Total sales (Thousand dollars) (3)	Merchandise line sales: Amount (Thousand dollars) (4)	Merchandise line sales: Percent distribution (5)	Stores reporting merchandise line: Number (6)	Stores reporting merchandise line: Total sales (Thousand dollars) (7)	Merchandise line sales (Thousand dollars) (1)	Stores reporting merchandise line: Number (2)	Stores reporting merchandise line: Total sales (Thousand dollars) (3)	Merchandise line sales: Amount (Thousand dollars) (4)	Merchandise line sales: Percent distribution (5)	Stores reporting merchandise line: Number (6)	Stores reporting merchandise line: Total sales (Thousand dollars) (7)
	UNITED STATES							NEW ENGLAND						
DRY GOODS, GENERAL MERCHANDISE STORES														
Stores analyzing merchandise line sales, total	2,162,454	9,045	...	54,082	100.0	1,889	...	77,487	399	...	2,890	100.0	127	...
Men's, boys' clothing, furnishings	472,139	7,178	1,862,297	6,646	12.3	1,139	35,901	9,093	175	46,517	204	7.1	39	1,033
Women's, girls', infants' apparel, accessories	615,111	7,337	1,937,126	8,440	15.6	1,094	36,680	23,263	217	62,612	401	13.9	52	1,271
Shoes and rubber footwear	186,088	6,300	1,709,104	4,274	7.9	804	29,248	2,791	119	35,176	76	2.6	18	548
Dry goods, bedding, needlework, notions, etc.	472,513	8,432	2,051,968	20,049	37.1	1,740	49,912	26,475	377	74,722	1,833	63.4	121	2,690
Furniture, house furnishings, appliances	120,221	4,814	1,503,607	2,210	4.1	422	16,566	6,803	147	52,369	78	2.7	20	684
Building materials, elect. supplies, hardware	47,984	1,918	395,928	2,404	4.5	434	15,840	1,313	44	9,853	56	1.9	6	331
Farm, garden implements and supplies	44,704	1,182	232,216	2,286	4.2	371	12,995	191	11	1,270	36	1.2	6	295
Drugs, medicines, toiletries, cosmetics	17,535	3,462	1,190,636	537	1.0	412	14,322	987	94	34,895	20	0.7	18	622
Cigars, cigarettes, tobacco	11,139	1,034	212,068	730	1.3	395	12,881	259	24	3,455	41	1.4	9	384
Groceries, confectionery, beverages	72,773	1,720	579,284	3,581	6.6	468	15,961	1,041	27	15,426	63	2.2	6	283
Gasoline, lubricants, fuel oil	8,070	632	131,324	1,047	1.9	246	8,389	398	11	2,692	16	0.6	3	245
Other sales	94,177	...	...	1,878	3.5	...	...	4,873	...	...	66	2.3	...	...
Stores not analyzing merchandise line sales	76,220	648	...	4,151	...	117	...	4,218	35	...	298	...	8	...
	MIDDLE ATLANTIC							EAST NORTH CENTRAL						
Stores analyzing merchandise line sales, total	209,786	1,033	...	10,436	100.0	509	...	350,389	1,281	...	7,345	100.0	230	...
Men's, boys' clothing, furnishings	39,531	565	149,236	811	7.8	154	4,150	75,945	1,014	294,638	1,011	13.8	134	5,001
Women's, girls', infants' apparel, accessories	43,857	616	154,318	1,781	17.1	202	5,275	119,578	1,096	321,903	1,430	19.5	155	5,499
Shoes and rubber footwear	7,250	399	102,697	369	3.5	83	2,516	25,048	816	258,762	545	7.4	101	3,900
Dry goods, bedding, needlework, notions, etc	68,532	938	195,006	6,236	59.8	489	9,998	72,534	1,174	333,267	2,521	34.3	213	6,844
Furniture, house furnishings, appliances	15,769	458	135,835	385	3.7	60	1,892	23,229	725	253,458	310	4.2	52	2,196
Building materials, elect. supplies, hardware	3,899	195	44,402	142	1.4	42	1,323	5,962	251	46,919	278	3.8	48	1,796
Farm, garden implements and supplies	1,090	80	14,180	66	0.6	12	437	4,558	118	22,931	221	3.0	29	1,247
Drugs, medicines, toiletries, cosmetics	1,499	282	85,884	76	0.7	41	1,279	2,418	494	192,356	107	1.5	48	1,813
Cigars, cigarettes, tobacco	2,390	111	30,024	77	0.7	26	731	1,259	94	19,649	56	0.8	36	1,236
Groceries, confectionery, beverages	5,092	151	41,874	201	1.9	27	868	6,483	211	74,635	445	6.1	52	1,722
Gasoline, lubricants, fuel oil	1,062	85	16,631	59	0.6	14	568	1,066	69	12,324	77	1.0	27	929
Other sales	19,815	...	...	233	2.2	...	...	12,309	...	...	344	4.6	...	...
Stores not analyzing merchandise line sales	9,260	76	...	661	...	18	...	9,161	100	...	358	...	14	...
	WEST NORTH CENTRAL							SOUTH ATLANTIC						
Stores analyzing merchandise line sales, total	306,543	1,143	...	4,853	100.0	141	...	314,650	1,441	...	8,800	100.0	275	...
Men's, boys' clothing, furnishings	68,615	958	266,097	634	13.1	100	3,918	57,015	1,194	274,936	936	10.6	178	6,120
Women's, girls', infants' apparel, accessories	97,323	1,019	288,636	832	17.1	95	3,705	78,145	1,176	273,648	1,074	12.2	172	6,031
Shoes and rubber footwear	30,044	901	266,917	396	8.2	74	3,052	28,720	1,088	261,676	728	8.3	156	5,561
Dry goods, bedding, needlework, notions, etc	59,346	1,088	298,136	1,226	25.3	128	4,462	59,362	1,336	296,893	2,397	27.2	241	7,878
Furniture, house furnishings, appliances	14,987	720	245,880	223	4.6	39	1,725	20,614	854	232,277	458	5.2	86	3,503
Building materials, elect. supplies, hardware	4,434	181	42,781	356	7.3	44	1,772	12,057	389	94,817	526	6.0	105	3,771
Farm, garden implements and supplies	7,841	125	33,562	316	6.5	37	1,434	13,223	294	61,344	626	7.1	115	3,550
Drugs, medicines, toiletries, cosmetics	1,688	573	193,202	46	0.9	48	1,767	4,052	567	169,934	127	1.4	91	3,202
Cigars, cigarettes, tobacco	383	83	13,872	56	1.2	39	1,525	3,498	280	68,916	222	2.5	108	3,293
Groceries, confectionery, beverages	10,294	220	79,474	499	10.3	50	2,045	20,603	396	117,025	955	10.9	143	4,398
Gasoline, lubricants, fuel oil	694	57	11,967	112	2.3	27	1,041	1,945	165	45,167	307	3.5	74	2,372
Other sales	10,894	...	...	157	3.2	...	...	15,416	...	...	444	5.1	...	...
Stores not analyzing merchandise line sales	7,117	48	...	662	...	14	...	13,087	104	...	659	...	18	...
	EAST SOUTH CENTRAL							WEST SOUTH CENTRAL						
Stores analyzing merchandise line sales, total	179,348	1,009	...	6,771	100.0	227	...	324,723	1,370	...	8,214	100.0	223	...
Men's, boys' clothing, furnishings	39,300	900	162,047	884	13.1	181	5,623	83,882	1,237	305,472	1,377	16.8	165	6,507
Women's, girls', infants' apparel, accessories	43,295	903	161,677	875	12.9	170	5,329	91,018	1,222	307,690	1,234	15.0	157	6,189
Shoes and rubber footwear	20,568	815	154,008	811	12.0	169	5,367	35,325	1,170	296,073	997	12.1	143	5,871
Dry goods, bedding, needlework, notions, etc	34,286	950	170,157	1,526	22.5	205	6,161	70,098	1,314	314,226	2,470	30.1	200	7,546
Furniture, house furnishings, appliances	9,699	504	110,393	205	3.0	71	2,546	11,846	596	179,439	336	4.1	54	2,254
Building materials, elect. supplies, hardware	5,577	300	53,746	401	5.9	98	3,099	5,878	276	48,449	400	4.9	56	2,172
Farm, garden implements and supplies	6,261	239	39,939	624	9.2	105	3,217	6,874	191	33,923	340	4.1	54	2,215
Drugs, medicines, toiletries, cosmetics	1,312	304	72,106	78	1.2	87	2,730	1,887	486	161,575	63	0.8	57	2,025
Cigars, cigarettes, tobacco	1,247	213	33,179	176	2.6	114	3,338	908	149	25,397	81	1.0	52	1,489
Groceries, confectionery, beverages	10,066	278	56,087	660	9.7	107	3,226	8,732	247	75,317	593	7.2	70	2,779
Gasoline, lubricants, fuel oil	1,267	114	18,462	289	4.3	75	2,254	462	69	10,513	82	1.0	19	650
Other sales	6,470	...	...	242	3.6	...	...	7,813	...	...	241	2.9	...	...
Stores not analyzing merchandise line sales	7,767	63	...	312	...	9	...	13,930	123	...	738	...	19	...
	MOUNTAIN							PACIFIC						
Stores analyzing merchandise line sales, total	151,735	492	...	1,708	100.0	49	...	247,793	877	...	3,065	100.0	108	...
Men's, boys' clothing, furnishings	39,182	448	143,544	261	15.3	38	1,529	59,576	687	219,810	528	17.2	55	2,020
Women's, girls', infants' apparel, accessories	41,164	453	144,496	244	14.3	30	1,211	77,468	635	222,146	569	18.6	61	2,170
Shoes and rubber footwear	16,153	433	138,649	162	9.5	27	1,066	20,189	559	195,146	190	6.2	33	1,367
Dry goods, bedding, needlework, notions, etc	26,718	474	147,251	472	27.6	42	1,480	55,162	781	222,310	1,368	44.6	101	2,853
Furniture, house furnishings, appliances	6,259	333	115,545	107	6.3	21	1,021	11,015	477	178,411	108	3.5	19	745
Building materials, elect. supplies, hardware	3,538	98	26,297	126	7.4	17	868	5,326	184	28,664	119	3.9	18	708
Farm, garden implements and supplies	2,137	54	13,582	36	2.1	9	427	2,529	70	11,485	21	0.7	4	173
Drugs, medicines, toiletries, cosmetics	1,199	302	111,925	6	0.3	11	483	2,493	360	168,759	14	0.5	11	401
Cigars, cigarettes, tobacco	484	46	10,464	15	0.9	9	281	711	34	7,112	6	0.2	2	104
Groceries, confectionery, beverages	7,653	96	49,474	141	8.2	10	521	2,809	94	69,972	24	0.8	3	119
Gasoline, lubricants, fuel oil	1,034	35	9,822	99	5.8	6	312	142	27	3,746	6	0.2	1	18
Other sales	6,214	...	...	39	2.3	...	...	10,373	...	...	112	3.6	...	...
Stores not analyzing merchandise line sales	3,634	32	...	255	...	8	...	8,046	67	...	208	...	9	...

Table 18C.—MERCHANDISE LINE SALES OF LARGE STORES AND MULTIUNITS, AND SMALL STORE SAMPLE—GENERAL MERCHANDISE GROUP, GENERAL STORES—KIND OF BUSINESS, BY GEOGRAPHIC DIVISION: 1948—Continued

[See text for explanatory material and description of sample data included]

Kind of business and merchandise line	Large stores and multiunits			Sample of small single unit stores				Large stores and multiunits			Sample of small single unit stores			
	Merchandise line sales	Stores reporting merchandise line		Merchandise line sales		Stores reporting merchandise line		Merchandise line sales	Stores reporting merchandise line		Merchandise line sales		Stores reporting merchandise line	
		Number	Total sales	Amount	Percent distribution	Number	Total sales		Number	Total sales	Amount	Percent distribution	Number	Total sales
	(Thousand dollars)		(Thousand dollars)	(Thousand dollars)			(Thousand dollars)	(Thousand dollars)		(Thousand dollars)	(Thousand dollars)			(Thousand dollars)
	(1)	(2)	(3)	(4)	(5)	(6)	(7)	(1)	(2)	(3)	(4)	(5)	(6)	(7)
	UNITED STATES							NEW ENGLAND						
VARIETY STORES														
Stores analyzing merchandise line sales, total	2,201,380	9,185	...	26,882	100.0	993	...	170,600	662	...	1,407	100.0	56	...
Clothing and accessories (all kinds)	508,201	8,592	2,068,684	3,622	13.5	615	18,364	48,632	625	168,857	216	15.4	31	912
Dry goods and domestics	198,937	8,531	2,156,552	2,670	9.9	622	19,104	15,475	638	169,330	231	16.4	38	1,076
Notions and small wares	197,270	8,856	2,151,263	4,667	17.4	916	25,212	13,604	644	167,922	162	11.5	48	1,231
Hardware, paint, electrical supplies, appliances	176,078	8,582	2,157,672	2,594	9.7	585	18,571	11,366	630	169,077	150	10.7	29	861
House furnishings	186,158	8,622	2,165,802	3,220	12.0	662	19,597	13,145	630	168,916	112	8.0	29	785
Drugs and toiletries	143,617	8,687	2,146,523	1,945	7.2	682	20,599	10,426	614	165,327	116	8.2	37	1,074
Toys, games, books	191,764	8,943	2,186,293	3,205	11.9	811	23,348	14,118	653	170,317	137	9.7	48	1,230
Stationery	166,831	8,645	2,155,884	1,513	5.6	678	20,189	12,155	642	169,687	60	4.3	37	1,028
Novelty and costume jewelry	41,684	7,750	2,071,184	458	1.7	420	14,485	2,262	504	152,525	13	0.9	19	609
Fountain and meals	120,833	3,146	1,415,740	515	1.9	93	2,585	8,835	294	111,433	63	4.5	8	211
Candy, nuts, confectionery	149,022	8,329	2,104,341	1,284	4.8	562	17,637	11,105	620	166,418	87	6.1	33	842
Other sales	120,985	...	...	1,189	4.4	...	...	9,477	...	...	60	4.3	...	...
Stores not analyzing merchandise line sales	28,118	416	...	1,900	...	69	...	1,712	18	...	219	...	9	...
	MIDDLE ATLANTIC							EAST NORTH CENTRAL						
Stores analyzing merchandise line sales, total	518,218	1,588	...	4,686	100.0	166	...	468,286	1,822	...	5,439	100.0	181	...
Clothing and accessories (all kinds)	131,584	1,474	510,922	564	12.0	78	2,735	112,270	1,760	464,976	912	16.8	123	4,076
Dry goods and domestics	43,653	1,500	509,101	451	9.6	83	2,934	29,801	1,739	462,954	469	8.6	120	4,112
Notions and small wares	42,521	1,533	511,226	802	17.1	148	4,290	40,998	1,741	452,619	846	15.6	176	5,329
Hardware, paint, electrical supplies, appliances	38,179	1,491	507,339	496	10.6	88	3,161	35,711	1,738	462,465	443	8.2	109	3,744
House furnishings	43,437	1,512	513,582	841	17.9	106	3,504	38,493	1,739	463,909	625	11.5	120	4,152
Drugs and toiletries	33,402	1,459	501,899	277	5.9	90	3,195	29,900	1,773	463,735	359	6.6	119	4,199
Toys, games, books	42,115	1,546	515,905	470	10.0	116	3,793	42,807	1,803	467,067	671	12.3	158	5,068
Stationery	37,699	1,508	511,703	200	4.3	94	3,240	36,777	1,779	465,533	322	5.9	126	4,182
Novelty and costume jewelry	8,293	1,274	479,925	88	1.9	42	1,850	8,765	1,643	451,132	84	1.5	84	3,215
Fountain and meals	32,052	774	369,785	83	1.8	16	562	29,056	802	323,661	106	1.9	14	397
Candy, nuts, confectionery	36,528	1,415	497,239	139	3.0	60	2,133	35,005	1,724	451,047	302	5.6	117	3,943
Other sales	32,757	...	...	275	5.9	...	...	28,703	...	...	300	5.5	...	...
Stores not analyzing merchandise line sales	4,551	59	...	332	...	10	...	5,489	93	...	359	...	13	...
	WEST NORTH CENTRAL							SOUTH ATLANTIC						
Stores analyzing merchandise line sales, total	165,759	818	...	3,397	100.0	128	...	324,612	1,400	...	2,591	100.0	98	...
Clothing and accessories (all kinds)	33,617	783	163,651	575	16.9	97	2,722	75,244	1,272	318,020	381	14.7	68	2,020
Dry goods and domestics	12,221	781	162,584	339	10.0	88	2,700	35,181	1,320	319,913	171	6.6	59	1,553
Notions and small wares	15,630	791	160,409	551	16.2	118	3,134	29,372	1,362	321,250	441	17.0	90	2,387
Hardware, paint, electrical supplies, appliances	13,076	765	162,414	309	9.1	80	2,356	27,557	1,253	313,674	243	9.4	55	1,869
House furnishings	14,684	772	162,241	327	9.6	92	2,610	24,862	1,265	315,067	302	11.7	63	1,919
Drugs and toiletries	10,852	788	161,815	257	7.6	90	2,639	21,352	1,336	320,143	218	8.4	71	2,126
Toys, games, books	15,238	795	163,738	351	10.3	106	2,897	27,478	1,363	322,384	358	13.8	81	2,356
Stationery	14,069	775	162,991	212	6.3	91	2,503	22,822	1,313	318,467	161	6.2	73	2,257
Novelty and costume jewelry	3,833	729	157,841	63	1.9	63	2,092	5,646	1,114	302,442	53	2.0	50	1,604
Fountain and meals	11,088	305	106,065	45	1.3	13	275	14,981	374	199,956	33	1.3	9	184
Candy, nuts, confectionery	12,384	756	155,434	204	6.0	79	2,360	20,984	1,262	311,718	150	5.8	60	1,956
Other sales	9,067	...	...	164	4.8	...	...	19,133	...	...	80	3.1	...	...
Stores not analyzing merchandise line sales	3,038	31	...	216	...	6	...	5,523	86	...	105	...	3	...
	EAST SOUTH CENTRAL							WEST SOUTH CENTRAL						
Stores analyzing merchandise line sales, total	118,915	594	...	1,471	100.0	56	...	179,610	988	...	2,969	100.0	116	...
Clothing and accessories (all kinds)	26,152	523	115,156	223	15.2	35	1,007	33,841	956	177,526	331	11.2	72	2,067
Dry goods and domestics	12,566	528	116,202	191	13.0	36	967	21,189	848	169,187	339	11.4	76	2,179
Notions and small wares	10,767	576	118,030	287	19.5	52	1,445	18,785	974	178,427	618	20.8	111	2,879
Hardware, paint, electrical supplies, appliances	9,513	555	116,654	124	8.4	38	1,069	17,290	937	175,902	381	12.8	74	2,178
House furnishings	9,732	554	117,328	131	8.9	35	979	16,346	954	177,403	345	11.6	80	2,137
Drugs and toiletries	8,559	563	117,253	88	6.0	41	1,028	12,211	955	176,884	229	7.7	89	2,420
Toys, games, books	9,495	571	117,925	171	11.6	43	1,096	16,256	972	179,259	336	11.3	94	2,497
Stationery	7,724	557	117,476	39	2.7	32	822	13,300	893	173,220	139	4.7	76	2,069
Novelty and costume jewelry	2,790	515	114,504	63	4.3	27	870	4,312	892	173,361	33	1.1	56	1,605
Fountain and meals	5,245	154	72,169	18	1.2	6	141	8,227	149	93,192	50	1.7	6	254
Candy, nuts, confectionery	7,385	541	116,664	84	5.7	38	1,146	10,013	914	174,272	96	3.4	65	1,844
Other sales	7,387	...	...	52	3.5	...	...	7,840	...	...	72	2.4	...	...
Stores not analyzing merchandise line sales	2,705	48	...	44	...	2	...	3,134	41	...	210	...	9	...
	MOUNTAIN							PACIFIC						
Stores analyzing merchandise line sales, total	66,092	305	...	1,180	100.0	36	...	189,288	1,008	...	3,742	100.0	156	...
Clothing and accessories (all kinds)	11,157	286	64,860	107	9.1	24	674	35,704	913	184,716	313	8.4	87	2,151
Dry goods and domestics	7,091	298	64,539	82	6.9	23	777	21,760	899	182,742	397	10.6	99	2,806
Notions and small wares	6,356	291	63,960	166	14.0	30	1,001	19,239	944	177,420	794	21.2	143	3,516
Hardware, paint, electrical supplies, appliances	5,866	288	64,944	144	12.2	25	891	17,584	925	185,201	304	8.1	87	2,442
House furnishings	6,205	264	62,418	155	13.1	27	816	19,454	932	184,938	382	10.2	110	2,695
Drugs and toiletries	4,184	280	64,374	93	7.9	29	939	12,731	910	175,093	308	8.2	116	2,979
Toys, games, books	6,240	292	65,505	140	11.9	31	1,048	16,965	948	184,193	571	15.3	134	3,363
Stationery	5,249	280	63,850	87	7.4	30	1,008	16,488	898	172,957	293	7.8	119	3,080
Novelty and costume jewelry	1,449	282	64,665	22	1.9	24	834	3,847	797	174,849	39	1.0	55	1,806
Fountain and meals	3,413	88	39,844	64	5.4	8	265	7,736	206	99,515	53	1.4	13	296
Candy, nuts, confectionery	4,478	279	64,071	65	5.5	29	983	10,640	818	167,478	157	4.2	81	2,450
Other sales	3,283	...	...	55	4.7	...	...	7,440	...	...	131	3.6	...	...
Stores not analyzing merchandise line sales	564	12	...	109	...	5	...	1,394	28	...	306	...	12	...

Table 18C.—MERCHANDISE LINE SALES OF LARGE STORES AND MULTIUNITS, AND SMALL STORE SAMPLE—GENERAL MERCHANDISE GROUP, GENERAL STORES—KIND OF BUSINESS, BY GEOGRAPHIC DIVISION: 1948—Continued

[See text for explanatory material and description of sample data included]

Kind of business and merchandise line	Large stores and multiunits			Sample of small single unit stores				Large stores and multiunits			Sample of small single unit stores			
	Merchandise line sales (Thousand dollars) (1)	Stores reporting merchandise line		Merchandise line sales		Stores reporting merchandise line		Merchandise line sales (Thousand dollars) (1)	Stores reporting merchandise line		Merchandise line sales		Stores reporting merchandise line	
		Number (2)	Total sales (Thousand dollars) (3)	Amount (Thousand dollars) (4)	Percent distribution (5)	Number (6)	Total sales (Thousand dollars) (7)		Number (2)	Total sales (Thousand dollars) (3)	Amount (Thousand dollars) (4)	Percent distribution (5)	Number (6)	Total sales (Thousand dollars) (7)
GENERAL STORES	UNITED STATES							NEW ENGLAND						
Stores analyzing merchandise line sales, total	605,854	3,150	...	58,629	100.0	1,749	...	5,623	43	...	1,861	100.0	48	...
Groceries, confectionery, beverages	278,559	3,150	605,854	26,746	45.6	1,749	58,629	2,292	43	5,623	827	44.4	48	1,861
Men's, boys' clothing, furnishings	38,331	2,529	447,222	3,070	5.2	1,250	45,004	326	28	4,225	96	5.2	29	1,330
Women's, girls', infants' apparel, accessories	36,133	2,264	461,600	1,767	3.0	870	32,337	137	18	2,738	29	1.6	12	356
Shoes and rubber footwear	24,045	2,479	294,262	3,126	5.3	1,080	41,292	118	27	3,893	97	5.2	26	1,434
Dry goods, bedding, needlework, notions, etc.	45,249	2,544	488,836	3,864	6.6	1,210	43,032	206	19	2,604	35	1.9	24	788
Furniture, house furnishings, appliances	40,753	1,882	411,194	1,445	2.5	495	21,878	232	22	2,688	55	3.0	15	662
Building materials, elect. supplies, hardware	39,736	1,962	383,126	4,520	7.7	971	35,957	518	37	5,030	224	12.0	34	1,535
Farm, garden implements and supplies	41,367	1,719	296,029	4,605	7.8	1,089	38,050	717	30	3,927	86	4.6	23	1,155
Drugs, medicines, toiletries, cosmetics	8,993	1,800	342,278	917	1.6	991	35,628	102	32	4,251	34	1.8	33	1,470
Cigars, cigarettes, tobacco	16,446	2,104	367,083	2,385	4.1	1,310	43,958	397	36	4,794	126	6.8	36	1,554
Gasoline, lubricants, fuel oil	15,270	1,232	232,266	4,429	7.6	1,082	33,259	284	22	2,803	204	11.0	30	1,171
Other sales	20,972	...	...	1,755	3.0	...	...	294	...	...	48	2.5	...	...
Stores not analyzing merchandise line sales	20,063	147	...	2,044	...	78	...	744	7	...	30	...	3	...
	MIDDLE ATLANTIC							EAST NORTH CENTRAL						
Stores analyzing merchandise line sales, total	60,883	244	...	4,652	100.0	129	...	67,806	348	...	7,103	100.0	167	...
Groceries, confectionery, beverages	30,455	244	60,883	2,258	48.5	129	4,652	30,940	348	67,806	3,379	47.6	167	7,103
Men's, boys' clothing, furnishings	3,387	210	53,503	165	3.5	95	3,773	4,767	289	59,142	440	6.2	126	6,109
Women's, girls', infants' apparel, accessories	4,696	184	50,457	99	2.1	66	2,884	3,888	236	44,667	293	4.1	90	4,394
Shoes and rubber footwear	1,854	199	49,346	172	3.7	88	3,626	2,576	273	56,695	373	5.2	113	5,522
Dry goods, bedding, needlework, notions, etc	2,393	155	38,286	275	5.9	85	3,498	5,548	289	59,976	410	5.8	116	5,418
Furniture, house furnishings, appliances	8,057	193	53,333	148	3.2	39	1,751	4,085	197	44,989	170	2.4	58	3,359
Building materials, elect. supplies, hardware	2,812	140	34,259	325	7.0	88	3,389	5,972	220	42,538	420	5.9	116	4,759
Farm, garden implements and supplies	1,901	99	15,730	231	5.0	70	2,728	4,689	183	31,832	473	6.7	97	4,042
Drugs, medicines, toiletries, cosmetics	748	120	31,844	116	2.5	92	3,584	563	173	32,942	131	1.8	97	4,539
Cigars, cigarettes, tobacco	1,389	124	31,210	214	4.6	106	3,699	1,213	218	34,903	298	4.2	130	5,318
Gasoline, lubricants, fuel oil	2,405	138	39,814	454	9.8	89	3,152	1,174	124	21,071	391	5.5	93	3,624
Other sales	786	...	...	195	4.2	...	...	2,391	...	...	325	4.6	...	...
Stores not analyzing merchandise line sales	1,029	10	...	287	...	9	...	2,003	16	...	654	...	18	...
	WEST NORTH CENTRAL							SOUTH ATLANTIC						
Stores analyzing merchandise line sales, total	77,460	445	...	6,545	100.0	172	...	156,213	798	...	12,480	100.0	449	...
Groceries, confectionery, beverages	36,164	445	77,460	3,243	49.5	172	6,545	70,287	798	156,213	4,970	39.8	449	12,480
Men's, boys' clothing, furnishings	6,310	370	67,385	405	6.2	120	5,001	8,901	649	129,817	604	4.8	318	9,241
Women's, girls', infants' apparel, accessories	5,610	340	63,062	208	3.2	80	3,473	8,193	590	122,341	300	2.4	210	6,385
Shoes and rubber footwear	3,573	373	67,292	273	4.2	96	4,297	6,099	657	132,258	558	4.5	268	8,405
Dry goods, bedding, needlework, notions, etc.	8,349	385	68,159	510	7.8	102	4,406	10,497	652	130,180	612	4.9	284	8,295
Furniture, house furnishings, appliances	2,794	202	38,361	129	2.0	44	1,886	11,887	523	118,294	362	2.9	114	3,999
Building materials, elect. supplies, hardware	3,926	202	38,032	281	4.3	66	2,350	8,913	541	109,957	1,894	15.2	260	8,140
Farm, garden implements and supplies	5,089	196	30,707	637	9.7	92	3,175	11,038	476	84,235	1,070	8.6	302	9,188
Drugs, medicines, toiletries, cosmetics	515	196	34,844	66	1.0	83	3,169	3,734	536	108,802	177	1.4	246	7,145
Cigars, cigarettes, tobacco	1,285	250	39,434	164	2.5	115	4,188	5,874	626	117,239	579	4.6	349	9,932
Gasoline, lubricants, fuel oil	890	94	12,991	293	4.5	86	2,536	5,004	382	76,517	1,031	8.3	310	8,411
Other sales	2,955	...	...	336	5.1	...	...	5,786	...	...	323	2.6	...	...
Stores not analyzing merchandise line sales	2,758	19	...	203	...	4	...	4,029	27	...	271	...	22	...
	EAST SOUTH CENTRAL							WEST SOUTH CENTRAL						
Stores analyzing merchandise line sales, total	77,550	466	...	11,826	100.0	415	...	70,086	402	...	10,007	100.0	281	...
Groceries, confectionery, beverages	34,451	466	77,550	5,431	45.9	415	11,826	31,542	402	70,086	4,543	45.4	281	10,007
Men's, boys' clothing, furnishings	4,473	344	58,327	614	5.2	301	8,896	4,436	320	54,962	507	5.1	199	7,788
Women's, girls', infants' apparel, accessories	5,412	324	60,927	355	3.0	223	6,631	3,075	283	49,460	339	3.4	147	6,109
Shoes and rubber footwear	3,539	342	61,955	978	8.3	271	8,328	3,126	318	53,906	552	5.5	171	7,189
Dry goods, bedding, needlework, notions, etc	6,298	396	59,163	830	7.0	318	9,260	6,171	343	60,188	832	8.3	220	7,341
Furniture, house furnishings, appliances	5,442	267	54,958	205	1.7	102	3,914	3,089	222	40,790	275	2.7	86	4,284
Building materials, elect. supplies, hardware	5,192	299	49,610	463	3.9	209	6,795	4,609	253	47,530	606	6.1	146	6,325
Farm, garden implements and supplies	5,459	282	42,442	972	8.2	274	8,601	7,093	277	50,104	975	9.7	190	7,079
Drugs, medicines, toiletries, cosmetics	677	259	38,378	133	1.1	225	6,748	1,107	261	42,366	165	1.6	163	6,518
Cigars, cigarettes, tobacco	2,659	334	49,085	616	5.2	328	9,505	1,789	282	45,537	270	2.7	190	7,013
Gasoline, lubricants, fuel oil	1,890	198	31,539	1,045	8.9	268	7,246	1,447	137	20,313	681	6.8	154	5,134
Other sales	2,058	...	...	184	1.6	...	...	2,602	...	...	262	2.7	...	...
Stores not analyzing merchandise line sales	2,925	26	...	165	...	7	...	4,095	28	...	346	...	12	...
	MOUNTAIN							PACIFIC						
Stores analyzing merchandise line sales, total	57,920	240	...	2,413	100.0	56	...	32,313	164	...	1,742	100.0	32	...
Groceries, confectionery, beverages	27,054	240	57,920	1,204	49.9	56	2,413	15,374	164	32,313	891	51.2	32	1,742
Men's, boys' clothing, furnishings	3,959	196	49,122	123	5.1	39	1,625	1,772	123	24,242	116	6.7	23	1,241
Women's, girls', infants' apparel, accessories	3,195	176	44,141	70	2.9	32	1,264	1,927	113	23,807	74	4.2	10	841
Shoes and rubber footwear	1,986	190	47,294	62	2.6	30	1,396	1,174	100	21,623	61	3.5	17	1,095
Dry goods, bedding, needlework, notions, etc	3,770	187	45,500	218	9.0	41	2,006	2,017	118	24,780	142	8.2	20	1,420
Furniture, house furnishings, appliances	3,426	141	38,000	90	3.7	26	1,288	1,741	85	19,781	11	0.6	11	765
Building materials, elect. supplies, hardware	4,477	152	38,791	175	7.3	32	1,450	3,317	125	25,454	132	7.6	20	1,214
Farm, garden implements and supplies	3,436	96	19,673	61	2.5	22	951	1,945	80	17,379	100	5.7	19	1,131
Drugs, medicines, toiletries, cosmetics	1,025	125	29,755	45	1.9	30	1,237	522	98	19,096	50	2.9	22	1,218
Cigars, cigarettes, tobacco	968	129	25,619	53	2.2	35	1,461	872	105	19,262	65	3.7	21	1,288
Gasoline, lubricants, fuel oil	1,492	84	18,088	258	10.7	36	1,249	684	53	9,130	72	4.1	16	736
Other sales	3,132	...	...	54	2.2	...	...	968	...	...	28	1.6	...	...
Stores not analyzing merchandise line sales	2,344	10	...	38	...	2	...	136	4	...	50	...	1	...

Table 18D.—MERCHANDISE LINE SALES OF LARGE STORES AND MULTIUNITS—GENERAL MERCHANDISE GROUP, GENERAL STORES—KIND OF BUSINESS, BY STATE: 1948

[See text for explanatory material]

Kind of business and merchandise line	Merchandise line sales (Thousand dollars)	Stores reporting merchandise line: Number	Stores reporting merchandise line: Total sales (Thousand dollars)	Merchandise line sales (Thousand dollars)	Stores reporting merchandise line: Number	Stores reporting merchandise line: Total sales (Thousand dollars)	Merchandise line sales (Thousand dollars)	Stores reporting merchandise line: Number	Stores reporting merchandise line: Total sales (Thousand dollars)	Merchandise line sales (Thousand dollars)	Stores reporting merchandise line: Number	Stores reporting merchandise line: Total sales (Thousand dollars)	Merchandise line sales (Thousand dollars)	Stores reporting merchandise line: Number	Stores reporting merchandise line: Total sales (Thousand dollars)
	ALABAMA			ARIZONA			ARKANSAS			CALIFORNIA			COLORADO		
DEPARTMENT STORES															
Large stores and multiunits analyzing merchandise line sales, total	70,320	20	...	5,450	8	...	40,838	21	...	919,641	179	...	120,670	25	...
Main store															
Piece goods and household textiles															
Silks, velvets, synthetics, woolen yard goods	2,871	20	70,720	650	8	33,650	1,085	20	(x)	19,344	163	883,469	2,615	25	120,670
Cotton yard goods	1,383	20	70,720	304	6	(x)	587	19	(x)	9,298	156	858,598	834	23	(x)
Linens and towels	1,467	20	70,720	265	7	(x)	371	21	40,838	11,129	160	847,958	1,257	24	(x)
Domestics, blankets, comforters, spreads	1,444	24	(x)	344	7	(x)	398	21	40,838	22,639	174	914,160	2,439	25	120,670
Small wares															
Laces, ribbons, notions, needlework	1,324	20	70,720	388	7	(x)	662	21	40,838	18,944	162	899,615	1,771	25	120,670
Toiletries, drugs, drug sundries	1,386	21	70,148	365	5	21,322	572	13	33,603	15,945	104	783,326	2,152	15	109,094
Silverware, clocks, fine jewelry, watches	547	18	60,424	222	4	22,397	150	7	20,811	9,278	81	730,773	1,239	11	105,823
Costume jewelry	459	13	49,031	260	5	25,962	341	11	28,912	7,389	110	799,131	431	13	90,871
Books, magazines, stationery	809	24	73,208	427	5	25,463	321	10	30,886	14,460	94	795,052	1,860	11	95,356
Women's and misses' ready-to-wear accessories															
Neckwear, scarfs, handkerchiefs	943	20	70,720	471	8	33,650	516	21	40,838	9,745	169	903,470	1,077	24	(x)
Millinery	1,020	22	71,653	247	5	25,463	568	15	35,700	10,337	118	755,936	913	14	70,129
Women's, children's gloves	418	20	70,720	80	7	(x)	314	20	(x)	4,232	161	888,954	424	24	(x)
Corsets and brassieres	923	20	(x)	442	7	(x)	511	21	40,838	13,570	170	906,473	1,559	25	120,670
Women's, children's hosiery	1,722	20	70,720	429	7	(x)	859	20	(x)	19,344	172	907,029	1,832	25	120,670
Underwear, slips, negligees, robes	2,730	20	70,720	1,102	7	(x)	1,484	21	40,838	32,398	173	912,718	3,335	25	120,670
Infants' wear	1,846	20	70,720	347	7	(x)	793	20	(x)	22,233	176	915,869	3,072	25	120,670
Handbags, small leather goods	653	25	(x)	263	7	(x)	455	20	(x)	8,216	167	902,871	673	25	120,670
Women's, children's shoes	2,861	20	70,720	1,009	8	33,650	2,081	21	40,838	27,036	165	901,925	3,962	24	(x)
Women's and misses' ready-to-wear apparel															
Women's, misses', juniors' coats and suits	3,497	24	(x)	868	7	(x)	1,689	19	(x)	34,241	173	851,107	3,746	23	(x)
Women's, misses', juniors' dresses	2,798	24	(x)	1,167	7	(x)	2,899	20	(x)	30,131	168	841,525	4,164	23	(x)
Girls' and teen-age wear	970	24	(x)	734	7	(x)	614	18	37,080	12,714	159	856,595	761	18	79,380
Blouses, skirts, sportswear	1,453	24	(x)	982	7	(x)	827	19	(x)	28,590	173	912,867	2,023	23	(x)
Aprons, housedresses and uniforms	830	23	72,093	570	7	(x)	391	16	32,935	10,133	158	865,844	1,366	22	108,613
Furs	440	10	63,812	90	6	(x)	183	7	28,295	3,481	89	714,015	595	17	85,545
Men's and boys' wear															
Men's clothing	3,028	25	(x)	2,784	8	33,650	1,486	21	40,838	30,982	169	906,730	4,460	21	111,388
Men's furnishings, hats	3,480	25	(x)	1,387	7	(x)	2,507	21	40,838	45,191	167	903,063	5,513	24	(x)
Boys' wear	1,806	25	(x)	687	7	(x)	1,060	21	40,838	18,728	169	901,520	2,431	22	118,259
Men's, boys' shoes and slippers	1,815	23	63,554	970	7	(x)	627	21	40,838	9,808	147	806,541	1,761	20	110,413
Home furnishings															
Furniture, beds, mattresses, springs	3,416	16	65,210	2,401	6	(x)	1,148	16	25,035	41,299	150	836,330	5,071	23	(x)
Floor coverings	1,937	21	71,452	(1)	5	(x)	696	18	38,121	27,625	157	872,328	4,812	25	120,670
Draperies, curtains, upholstery, lamps and shades	2,454	25	(x)	756	7	(x)	1,168	20	(x)	30,277	170	906,446	3,700	24	(x)
Major household appliances	(1)	16	(x)	2,100	6	(x)	2,409	16	36,551	52,772	144	823,827	5,876	23	(x)
China, glassware, housewares (inc. electric)	2,715	16	70,720	463	7	(x)	1,287	19	(x)	39,440	170	901,581	4,841	24	(x)
Radios, phonographs, television, records, etc.	(1)	15	(x)	597	6	(x)	401	13	26,475	18,547	132	811,854	2,036	20	114,795
Miscellaneous merchandise departments															
Toys, games, sporting goods, cameras	2,075	22	67,082	1,014	6	(x)	830	18	39,836	31,112	166	901,560	5,020	22	118,961
Luggage	311	23	70,519	147	7	(x)	84	15	29,868	4,098	161	891,712	412	19	115,962
Candy, groceries, other foods	365	11	64,004	...	...	...	153	8	27,469	7,844	70	696,422	1,039	11	100,319
Restaurant and fountain	486	6	43,686	(1)	1	(x)	(1)	4	(x)	7,073	42	514,884	449	4	77,744
Packaged liquors and wines	...	...	...	...	...	...	...	...	...	(1)	5	(x)	...	...	...
Paint and wallpaper	826	12	61,970	219	5	20,684	(1)	10	(x)	(1)	84	(x)	1,428	15	63,775
Hardware	(1)	8	(x)	(1)	4	(x)	(1)	10	(x)	(1)	89	(x)	2,436	16	80,823
Lighting, electrical supplies	570	9	58,870	(1)	4	(x)	(1)	9	(x)	(1)	78	(x)	(1)	14	(x)
Heating, plumbing equipment and supplies	(1)	10	(x)	(1)	4	(x)	(1)	9	(x)	(1)	79	(x)	2,841	14	56,891
Building materials	(1)	7	(x)	(1)	4	(x)	(1)	8	(x)	(1)	72	(x)	(1)	13	(x)
Farm equipment, implements, machinery	(1)	7	(x)	(1)	4	(x)	(1)	7	(x)	(1)	73	(x)	(1)	13	(x)
Tires, batteries, and accessories	(1)	7	(x)	(1)	4	(x)	(1)	8	(x)	(1)	83	(x)	4,519	13	56,514
Gasoline and lubricants	(1)	3	(x)	(1)	5	(x)	(1)	6	(x)	(1)	66	(x)	(1)	10	(x)
Basement store															
Piece goods and household textiles	1,000	3	41,198	(1)	2	(x)	(1)	4	(x)	5,640	14	244,293	1,302	4	53,115
Women's, misses' ready-to-wear															
Intimate apparel, other accessories	1,000	4	41,198	(1)	2	(x)	(1)	4	(x)	9,040	43	318,256	1,481	5	54,181
Coats, suits, dresses	1,000	4	41,198	(1)	2	(x)	(1)	4	(x)	9,784	43	14,894	1,847	5	54,181
Blouses, skirts, sportswear	(1)	2	(x)	(1)	2	(x)	(1)	3	(x)	5,040	42	317,396	399	3	50,031
Infants' and children's wear	(1)	2	(x)	(1)	2	(x)	(1)	3	(x)	5,600	16	284,772	497	3	50,031
Men's and boys' wear															
Men's clothing, furnishings	1,000	4	41,198	(1)	2	(x)	(1)	4	(x)	6,435	18	346,349	1,301	4	53,115
Boys' wear	(1)	2	(x)	2	2	(x)	(1)	3	(x)	1,947	15	286,972	(1)	3	(x)
Home furnishings	1,000	4	41,198	...	...	...	(1)	4	(x)	5,000	13	202,572	(1)	2	(x)
Shoes	1,000	4	41,198	(1)	2	(x)	1,000	4	14,734	6,000	19	290,520	798	4	53,115
Other															
Other sales and receipts	...	...	...	2,000	...	...	10,000	...	...	112,000	...	...	9,850	...	...
Not elsewhere given merchandise line sales	...	...	...	...	...	...	...	...	...	...	...	...	...	...	...
Small single unit stores	...	...	...	...	...	...	...	...	...	...	...	...	...	...	...

Table 18D.—MERCHANDISE LINE SALES OF LARGE STORES AND MULTIUNITS—GENERAL MERCHANDISE GROUP, GENERAL STORES— KIND OF BUSINESS, BY STATE: 1948—Continued

[See text for explanatory material]

Kind of business and merchandise line	Merchandise line sales (Thousand dollars)	Stores reporting merchandise line: Number	Stores reporting merchandise line: Total sales (Thousand dollars)	Merchandise line sales (Thousand dollars)	Stores reporting merchandise line: Number	Stores reporting merchandise line: Total sales (Thousand dollars)	Merchandise line sales (Thousand dollars)	Stores reporting merchandise line: Number	Stores reporting merchandise line: Total sales (Thousand dollars)	Merchandise line sales (Thousand dollars)	Stores reporting merchandise line: Number	Stores reporting merchandise line: Total sales (Thousand dollars)	Merchandise line sales (Thousand dollars)	Stores reporting merchandise line: Number	Stores reporting merchandise line: Total sales (Thousand dollars)
	CONNECTICUT			DISTRICT OF COLUMBIA			FLORIDA			GEORGIA			IDAHO		
DEPARTMENT STORES															
Large stores and multiunits— Analyzing merchandise line sales, total	95,764	32	...	156,758	11	...	119,284	34	...	187,588	47	...	31,267	26	...
Main store															
Piece goods and household textiles:															
Silks, velvets, synthetics, woolen yard goods	1,350	22	83,182	3,071	9	(x)	1,962	29	109,643	4,958	47	187,588	790	26	31,267
Cotton yard goods	501	19	46,175	1,072	8	104,435	1,365	29	109,643	2,669	44	183,690	423	22	22,613
Linens and towels	1,182	22	52,994	1,998	9	(x)	1,516	31	115,775	2,000	46	(x)	348	23	27,265
Domestics, blankets, comforters, spreads	3,576	30	(x)	3,260	10	(x)	3,006	31	107,689	4,219	45	(x)	908	26	31,267
Small wares:															
Laces, ribbons, notions, needlework	2,186	27	91,942	2,333	8	141,208	2,209	27	111,014	2,954	45	(x)	376	26	31,267
Toiletries, drugs, drug sundries	2,906	21	86,407	3,070	9	(x)	2,311	19	90,378	3,895	42	179,361	256	18	23,559
Silverware, clocks, fine jewelry, watches	890	11	75,042	1,706	10	(x)	996	13	75,410	2,114	33	164,684	99	5	7,132
Costume jewelry	698	19	53,638	1,457	9	(x)	800	14	64,731	1,120	17	161,173	184	17	21,982
Books, magazines, stationery	1,608	19	78,543	2,358	9	(x)	1,455	17	88,005	2,322	39	178,302	112	10	15,771
Women's and misses' ready-to-wear accessories:															
Neckwear, scarfs, handkerchiefs	1,774	30	(x)	1,880	10	(x)	1,121	30	113,741	2,003	45	(x)	168	21	22,309
Millinery	1,445	25	89,034	2,111	10	(x)	1,324	21	101,511	1,714	43	128,294	297	17	22,761
Women's, children's gloves	882	31	(x)	1,146	10	(x)	(1)	28	(x)	722	46	(x)	136	20	24,994
Corsets and brassieres	1,739	31	(x)	2,021	11	156,758	1,562	27	111,014	2,034	46	(x)	319	24	(x)
Women's, children's hosiery	3,056	32	95,764	3,866	11	156,758	2,078	31	116,386	3,364	47	187,588	763	25	(x)
Underwear, slips, negligees, robes	4,039	30	(x)	5,071	11	156,758	3,038	31	116,386	7,097	47	187,588	896	26	31,267
Infants' wear	3,494	32	95,764	4,231	11	156,758	2,737	31	116,386	5,359	46	(x)	870	25	(x)
Handbags, small leather goods	1,274	30	(x)	1,650	11	156,758	1,470	30	115,176	1,539	45	(x)	219	22	27,898
Women's, children's shoes	3,396	24	89,585	5,289	10	(x)	4,264	31	116,032	7,898	46	(x)	1,471	26	31,267
Women's and misses' ready-to-wear apparel															
Women's, misses', juniors' coats and suits	3,815	31	(x)	6,352	11	156,758	3,239	29	111,763	4,429	46	(x)	1,279	26	31,267
Women's, misses', juniors' dresses	4,574	28	91,026	8,967	11	156,758	5,368	26	108,865	6,693	45	(x)	1,140	26	31,267
Girls' and teen-age wear	1,534	25	88,946	3,232	8	153,593	1,606	25	106,574	3,769	46	(x)	345	23	27,265
Blouses, skirts, sportswear	3,104	31	(x)	5,469	8	153,593	3,273	26	108,865	3,991	45	(x)	848	26	31,267
Aprons, housedresses and uniforms	1,765	28	87,981	1,536	9	(x)	1,779	24	105,297	1,664	42	180,681	447	26	31,267
Furs	1,012	16	80,889	1,602	9	(x)	231	12	69,055	589	16	111,596	319	19	25,696
Men's and boys' wear:															
Men's clothing	2,066	16	72,468	4,951	11	156,758	5,379	33	(x)	6,975	46	(x)	1,746	26	31,267
Men's furnishings, hats	4,370	28	92,598	6,986	11	156,758	6,120	30	114,095	7,966	46	(x)	1,906	26	31,267
Boys' wear	1,875	28	91,844	2,748	10	(x)	2,483	31	114,951	5,579	46	(x)	585	22	22,613
Men's, boys' shoes and slippers	529	14	71,465	674	8	98,497	1,438	28	110,997	3,325	43	180,662	703	24	(x)
Home furnishings:															
Furniture, beds, mattresses, springs	4,083	20	80,936	11,291	9	(x)	7,452	26	107,382	7,871	31	176,485	1,179	19	25,310
Floor coverings	2,251	29	88,373	4,342	9	(x)	3,646	31	115,965	4,931	44	183,211	778	21	26,605
Draperies, curtains, upholstery, lamps and shades	3,922	32	95,764	5,922	10	(x)	3,842	33	(x)	6,752	47	187,588	690	23	28,883
Major household appliances	3,405	24	84,453	6,835	10	(x)	8,153	27	110,075	9,143	20	172,428	2,115	20	24,518
China, glassware, housewares (inc. electric)	5,709	31	(x)	7,910	10	(x)	4,929	28	111,351	7,543	44	184,710	826	22	27,785
Radios, phonographs, television, records, etc	1,213	17	71,951	2,373	9	(x)	2,007	26	107,598	2,842	20	171,315	534	19	24,171
Miscellaneous merchandise departments:															
Toys, games, sporting goods, cameras	2,407	27	86,178	3,582	9	(x)	3,520	30	113,674	6,564	40	181,230	686	22	27,785
Luggage	367	16	74,022	632	9	(x)	472	28	107,838	651	42	179,224	132	21	25,820
Candy, groceries, other foods	1,223	12	69,204	1,374	7	140,499	996	14	78,217	1,675	15	159,150	(1)	11	(x)
Restaurant and fountain	1,311	7	58,916	1,939	7	143,785	1,028	5	41,174	870	18	94,651	(1)	3	(x)
Packaged liquors and wines	(1)	2	(x)	...	...	...	...	...	...	...	...	...	...	...	...
Paint and wallpaper	367	13	59,564	(1)	4	(x)	(1)	18	(x)	1,304	14	140,682	285	17	22,656
Hardware	(1)	8	(x)	(1)	3	(x)	(1)	19	(x)	(1)	11	(x)	710	17	21,801
Lighting, electrical supplies	(1)	6	(x)	(1)	2	(x)	686	16	49,923	(1)	9	(x)	(1)	9	(x)
Heating, plumbing equipment and supplies	(1)	6	(x)	(1)	2	(x)	(1)	15	(x)	(1)	8	(x)	1,189	15	20,732
Building materials	(1)	5	(x)	(1)	2	(x)	(1)	13	(x)	(1)	9	(x)	(1)	9	(x)
Farm equipment, implements, machinery	(1)	5	(x)	(1)	2	(x)	(1)	7	(x)	(1)	5	(x)	505	14	20,385
Tires, batteries, and accessories	(1)	5	(x)	(1)	2	(x)	(1)	15	(x)	(1)	10	(x)	1,102	14	20,385
Gasoline and lubricants	(1)	5	(x)	(1)	1	(x)	(1)	7	(x)	331	7	74,815	(1)	8	(x)
Basement store															
Piece goods and household textiles	(1)	3	(x)	(1)	2	(x)	(1)	3	(x)	(1)	6	(x)	...	...	...
Women's, misses' ready-to-wear:															
Intimate apparel, other accessories	(1)	2	(x)	(1)	2	(x)	481	4	22,222	(1)	6	(x)	...	...	...
Coats, suits, dresses	(1)	3	(x)	(1)	2	(x)	604	4	22,222	2,832	6	77,814	...	...	...
Blouses, skirts, sportswear	(1)	2	(x)	(1)	2	(x)	259	4	22,222	(1)	5	(x)	...	...	...
Infants' and children's wear	(1)	2	(x)	(1)	2	(x)	205	4	22,222	(1)	8	(x)	...	...	...
Men's and boys' wear:															
Men's clothing, furnishings	(1)	1	(x)	(1)	2	(x)	229	3	17,432	(1)	6	(x)	...	...	...
Boys' wear	(1)	1	(x)	(1)	2	(x)	(1)	3	(x)	(1)	5	(x)	...	...	...
Home furnishings	(1)	4	(x)	(1)	1	(x)	(1)	3	(x)	(1)	5	(x)	(1)	2	(x)
Shoes	(1)	3	(x)	(1)	2	(x)	264	3	12,569	(1)	5	(x)	(1)	1	(x)
Other															
Other sales and receipts	8,866	...	...	20,451	...	...	16,681	...	...	32,318	...	...	2,583	...	...
Not analyzing merchandise line sales	...	...	...	...	...	...	...	...	...	...	...	...	...	...	...
Small single unit stores	...	...	...	...	...	...	...	...	...	...	...	...	...	...	...

See footnotes at end of table.

Table 18D.—MERCHANDISE LINE SALES OF LARGE STORES AND MULTIUNITS—GENERAL MERCHANDISE GROUP, GENERAL STORES—KIND OF BUSINESS, BY STATE: 1948—Continued

[See text for explanatory material]

Kind of business and merchandise line	Merchandise line sales (Thousand dollars)	Stores reporting merchandise line: Number	Stores reporting merchandise line: Total sales (Thousand dollars)	Merchandise line sales (Thousand dollars)	Stores reporting merchandise line: Number	Stores reporting merchandise line: Total sales (Thousand dollars)	Merchandise line sales (Thousand dollars)	Stores reporting merchandise line: Number	Stores reporting merchandise line: Total sales (Thousand dollars)	Merchandise line sales (Thousand dollars)	Stores reporting merchandise line: Number	Stores reporting merchandise line: Total sales (Thousand dollars)	Merchandise line sales (Thousand dollars)	Stores reporting merchandise line: Number	Stores reporting merchandise line: Total sales (Thousand dollars)
	ILLINOIS			INDIANA			IOWA			KANSAS			KENTUCKY		
DEPARTMENT STORES															
Large stores and multiunits—Analyzing merchandise line sales, total	1,203,1[illegible]	180	...	[illegible]	94	...	140,142	64	...	69,002	45	...	81,306	35	...
Main store															
Piece goods and household textiles															
Silks, velvets, synthetics, woolen yard goods	18,738	172	1,192,722	5,519	89	275,317	2,261	61	133,677	1,671	44	(x)	2,059	34	(x)
Cotton yard goods	9,377	151	1,034,332	2,493	76	260,808	1,533	61	137,982	813	44	(x)	1,368	32	72,065
Linens and towels	13,082	171	1,117,233	3,211	84	270,320	1,415	62	(x)	672	42	66,434	1,012	33	(x)
Domestics, blankets, comforters, spreads	29,778	175	1,197,210	6,214	84	269,393	2,939	64	140,192	1,434	44	(x)	2,206	35	81,306
Small wares															
Laces, ribbons, notions, needlework	15,373	164	1,021,591	4,076	83	269,762	2,287	61	137,142	999	43	(x)	1,252	31	76,230
Toiletries, drugs, drug sundries	16,529	113	942,490	4,197	60	236,405	2,057	30	96,200	601	13	29,697	1,180	20	59,676
Silverware, clocks, fine jewelry, watches	18,587	82	1,055,709	1,363	34	211,242	571	21	85,155	136	8	22,334	584	13	52,750
Costume jewelry	5,530	106	936,425	2,133	59	239,756	1,228	32	101,589	388	14	36,000	595	15	53,596
Books, magazines, stationery	12,933	83	900,927	2,674	40	209,147	1,357	25	92,080	554	7	24,175	935	11	47,979
Women's and misses' ready-to-wear accessories															
Neckwear, scarfs, handkerchiefs	11,001	162	1,100,440	3,301	72	254,064	1,303	57	133,065	547	40	66,036	888	32	76,517
Millinery	12,499	129	1,038,437	3,527	72	259,003	1,459	37	107,396	698	20	42,851	996	24	65,396
Women's, children's gloves	4,762	164	1,024,079	1,777	83	271,225	731	58	134,817	253	37	61,754	537	34	(x)
Corsets and brassieres	15,640	173	1,194,754	3,584	89	274,808	1,818	60	135,891	807	42	66,383	1,038	35	81.306
Women's, children's hosiery	18,204	177	1,200,817	6,126	91	276,774	3,191	62	(x)	1,211	45	69,002	1,849	34	(x)
Underwear, slips, negligees, robes	39,789	177	1,200,716	8,711	90	274,493	4,347	63	(x)	1,961	45	69,002	2,805	35	81,306
Infants' wear	29,622	179	(x)	6,669	86	272,392	3,447	63	(x)	1,715	45	69,002	2,296	33	(x)
Handbags, small leather goods	9,009	170	1,115,889	2,574	79	265,878	1,236	58	134,817	483	39	63,172	756	33	(x)
Women's, children's shoes	46,285	171	1,132,887	9,274	85	271,641	4,506	61	137,617	2,158	43	(x)	2,493	32	76,578
Women's and misses' ready-to-wear apparel															
Women's, misses', juniors' coats and suits	40,811	161	1,046,694	13,737	85	272,222	6,382	58	134,575	2,744	44	(x)	2,834	32	76,090
Women's, misses', juniors' dresses	52,197	160	1,039,811	12,912	81	266,041	6,313	58	134,575	2,614	43	(x)	3,928	33	(x)
Girls' and teen-age wear	27,487	153	1,157,860	5,228	76	256,202	2,400	54	126,506	767	40	62,121	1,293	31	73,216
Blouses, skirts, sportswear	33,965	165	1,183,511	7,050	85	272,408	3,742	57	133,593	1,519	40	65,853	2,304	32	77,138
Aprons, housedresses and uniforms	16,821	149	994,748	3,562	72	258,746	2,239	55	128,347	898	39	63,414	1,199	26	66,925
Furs	6,042	132	948,207	1,801	57	241,182	798	39	112,328	269	25	48,625	340	18	63,947
Men's and boys' wear:															
Men's clothing	46,451	149	1,149,784	10,667	81	248,403	3,783	58	133,994	2,034	37	55,103	2,259	27	48,533
Men's furnishings, hats	43,798	172	1,196,964	12,927	83	269,206	7,100	63	(x)	2,174	42	63,876	3,283	30	73,601
Boys' wear	28,777	162	1,180,266	5,391	82	266,366	2,285	62	(x)	1,481	44	(x)	1,879	32	77,566
Men's, boys' shoes and slippers	16,617	131	1,135,660	2,699	69	235,339	1,565	54	130,659	856	37	51,841	721	26	43,501
Home furnishings															
Furniture, beds, mattresses, springs	58,285	143	1,164,824	10,615	71	234,730	6,539	58	133,327	3,668	37	55,170	4,791	23	67,562
Floor coverings	34,831	155	1,157,429	8,330	83	263,288	4,805	62	(x)	2,531	41	63,549	2,970	30	75,360
Draperies, curtains, upholstery, lamps and shades	45,320	176	1,188,186	9,530	87	272,728	4,467	63	(x)	2,710	45	69,002	3,281	34	(x)
Major household appliances	44,528	158	1,176,173	14,570	80	258,231	6,199	54	123,393	4,491	41	60,495	5,556	25	71,647
China, glassware, housewares (inc. electric)	42,197	159	1,178,360	7,924	81	256,318	4,566	62	(x)	2,591	44	(x)	2,779	30	74,088
Radios, phonographs, television, records, etc	16,443	145	1,086,813	4,597	67	242,052	2,045	54	123,570	1,428	38	55,364	1,241	22	62,850
Miscellaneous merchandise departments															
Toys, games, sporting goods, cameras	50,262	160	1,181,024	6,313	81	265,642	3,010	62	(x)	1,582	38	57,088	1,897	26	69,566
Luggage	4,716	149	994,310	1,295	75	259,631	605	62	(x)	214	41	64,179	229	27	64,280
Candy, groceries, other foods	39,129	75	899,354	1,026	35	185,419	1,256	22	89,882	238	5	15,314	328	10	44,183
Restaurant and fountain	10,057	58	726,223	2,488	10	126,533	1,733	8	62,[illegible]	(1)	3	(x)	(1)	5	(x)
Packaged liquors and wines	1,860	21	236,940	(1)	3	(x)	...	...	...	...	...	...	...	...	...
Paint and wallpaper	10,716	101	[illegible]33,535	2,582	49	176,385	1,467	41	92,791	(1)	29	(x)	(1)	17	(x)
Hardware	23,[illegible]	96	887,673	3,921	39	113,137	(1)	33	(x)	(1)	30	(x)	(1)	18	(x)
Lighting, electrical supplies	9,[illegible]	79	671,289	(1)	37	(x)	(1)	33	(x)	(1)	31	(x)	546	16	39,005
Heating, plumbing equipment and supplies	16,[illegible]	68	570,024	(1)	31	(x)	(1)	33	(x)	(1)	29	(x)	(1)	13	(x)
Building materials	[illegible]	69	570,[illegible]	(1)	33	(x)	(1)	33	(x)	(1)	29	(x)	(1)	14	(x)
Farm equipment, implements, machinery	14,1[illegible]	72	[illegible],611	(1)	30	(x)	(1)	32	(x)	(1)	27	(x)	(1)	10	(x)
Tires, batteries, and accessories	[illegible]	86	737,518	(1)	36	(x)	(1)	33	(x)	(1)	28	(x)	(1)	14	(x)
Gasoline and lubricants	(1)	64	(x)	(1)	21	(x)	(1)	25	(x)	(1)	24	(x)	(1)	9	(x)
Basement store															
Piece goods and household textiles	[illegible]	18	[illegible],874	[illegible]	15	119,372	1,476	16	72,[illegible]	(1)	3	(x)	(1)	3	(x)
Women's, misses' ready-to-wear															
Intimate apparel, other accessories	12,013	28	499,1[illegible]	3,835	12	109,237	2,076	15	72,525	(1)	[illegible]	(x)	(1)	3	(x)
Coats, suits, dresses	12,118	38	517,354	4,089	13	111,755	2,199	17	75,970	1,312	[illegible]	19,637	(1)	5	(x)
Blouses, skirts, sportswear	[illegible]	22	[illegible]	1,099	[illegible]	101,29[illegible]	460	[illegible]	62,332	(1)	4	(x)	28	4	4,723
Infants' and children's wear	[illegible]	22	489,236	(1)	10	(x)	438	12	68,59[illegible]	(1)	14	(x)	(1)	4	(x)
Men's and boys' wear															
Men's clothing, furnishings	[illegible]	18	[illegible]	(1)	10	(x)	1,314	13	71,[illegible]	(1)	5	(x)	(1)	3	(x)
Boys' wear	[illegible]	11	[illegible]	(1)	[illegible]	(x)	250	5	[illegible]	(1)	1	(x)	(1)	2	(x)
Home furnishings	[illegible]	14	[illegible],177	(1)	[illegible]	(x)	642	8	[illegible]	(1)	[illegible]	(x)	(1)	[illegible]	(x)
Shoes	[illegible]	29	[illegible]	[illegible],780	3	100,9[illegible]	1,056	14	[illegible],130	471	3	8,296	(1)	4	(x)
Other															
Other sales and receipts	[illegible]	...	...	[illegible],428	...	...	18,776	...	...	14,809	...	...	12,771	...	...
Not analyzing merchandise line sales	[illegible]	[illegible]	...	...	...	...	1,403	1	...	[illegible]	1	...	...	...	...
Small single-unit stores	...	...	...	...	...	...	...	...	...	...	...	...	...	...	...

Table 18D.—MERCHANDISE LINE SALES OF LARGE STORES AND MULTIUNITS—GENERAL MERCHANDISE GROUP, GENERAL STORES— KIND OF BUSINESS, BY STATE: 1948—Continued

[See text for explanatory material]

Kind of business and merchandise line	Merchandise line sales (Thousand dollars)	Stores reporting merchandise line: Number	Stores reporting merchandise line: Total sales (Thousand dollars)	Merchandise line sales (Thousand dollars)	Stores reporting merchandise line: Number	Stores reporting merchandise line: Total sales (Thousand dollars)	Merchandise line sales (Thousand dollars)	Stores reporting merchandise line: Number	Stores reporting merchandise line: Total sales (Thousand dollars)	Merchandise line sales (Thousand dollars)	Stores reporting merchandise line: Number	Stores reporting merchandise line: Total sales (Thousand dollars)	Merchandise line sales (Thousand dollars)	Stores reporting merchandise line: Number	Stores reporting merchandise line: Total sales (Thousand dollars)
	LOUISIANA			MAINE			MARYLAND			MASSACHUSETTS			MICHIGAN		
DEPARTMENT STORES															
Large stores and multiunits— Analyzing merchandise line sales, total	115,435	32	...	28,615	18	...	223,564	35	...	391,446	106	...	516,709	119	...
Main store															
Piece goods and household textiles:															
Silks, velvets, synthetics, woolen yard goods	3,049	30	(x)	289	13	26,496	4,031	24	190,039	4,639	68	292,213	8,216	111	476,116
Cotton yard goods	2,093	29	113,467	225	14	26,442	1,598	19	162,000	1,737	39	239,116	4,015	101	445,735
Linens and towels	1,744	28	112,915	246	15	27,553	2,332	26	203,536	4,230	67	344,498	5,580	109	478,297
Domestics, blankets, comforters, spreads	2,755	28	112,915	683	16	(x)	4,504	29	203,135	10,144	89	384,265	11,623	116	504,047
Small wares:															
Laces, ribbons, notions, needlework	1,941	29	113,355	669	15	27,553	2,427	24	190,039	7,538	76	364,794	6,391	96	449,267
Toiletries, drugs, drug sundries	2,088	17	94,883	337	10	17,909	3,223	21	206,915	7,388	88	371,864	6,923	70	412,539
Silverware, clocks, fine jewelry, watches	804	17	91,755	(1)	3	(x)	1,258	15	183,406	3,004	35	306,184	4,515	42	384,480
Costume jewelry	850	18	96,034	185	8	14,034	1,275	19	193,009	2,947	84	358,586	3,312	74	442,324
Books, magazines, stationery	1,195	15	91,103	276	7	18,422	2,679	16	172,032	5,404	59	334,138	5,447	47	341,248
Women's and misses' ready-to-wear accessories:															
Neckwear, scarfs, handkerchiefs	2,031	28	113,497	263	18	28,615	2,433	27	206,135	4,551	80	364,544	2,669	101	463,870
Millinery	1,877	23	105,651	322	14	22,524	2,060	24	145,512	4,468	78	319,025	4,607	79	424,482
Women's, children's gloves	560	26	110,952	160	17	(x)	1,027	28	206,742	3,562	81	365,729	1,795	96	437,761
Corsets and brassieres	1,541	28	113,202	491	18	28,615	2,911	32	221,300	6,645	104	(x)	6,459	114	482,951
Women's, children's hosiery	2,180	31	(x)	806	18	28,615	3,928	34	(x)	10,061	106	391,446	9,900	116	494,800
Underwear, slips, negligees, robes	3,692	29	113,939	934	18	28,615	7,681	35	223,562	14,517	103	385,134	14,510	115	485,084
Infants' wear	2,555	27	110,819	965	18	28,615	6,515	32	220,599	11,503	104	(x)	14,106	114	484,398
Handbags, small leather goods	1,235	29	113,939	258	17	(x)	1,786	30	216,180	3,732	71	361,091	4,152	111	479,758
Women's, children's shoes	4,556	29	113,146	637	15	27,356	7,032	32	222,502	12,227	96	365,862	14,546	109	490,218
Women's and misses' ready-to-wear apparel:															
Women's, misses', juniors' coats and suits	4,125	29	109,425	1,033	17	(x)	8,408	32	165,243	14,463	91	332,152	19,084	108	482,288
Women's, misses', juniors' dresses	5,466	28	110,256	1,155	18	28,615	9,556	32	165,243	18,286	96	334,230	18,230	107	481,425
Girls' and teen-age wear	1,430	23	96,759	342	14	24,325	3,538	33	(x)	6,141	94	377,182	8,429	103	466,956
Blouses, skirts, sportswear	2,607	26	107,136	826	18	28,615	5,591	31	217,144	10,671	96	378,364	12,339	104	483,236
Aprons, housedresses and uniforms	1,582	24	94,245	540	17	(x)	2,330	26	212,012	5,617	78	361,241	6,356	104	474,701
Furs	602	14	91,686	115	10	22,321	1,397	27	160,718	3,909	47	298,145	3,493	72	436,007
Men's and boys' wear:															
Men's clothing	5,558	30	(x)	652	14	21,441	7,203	25	179,137	12,137	83	327,781	15,481	93	446,487
Men's furnishings, hats	5,826	30	(x)	1,204	14	26,645	10,620	34	(x)	17,297	95	367,784	24,996	111	505,250
Boys' wear	2,910	29	113,146	562	17	(x)	5,953	33	(x)	7,797	93	367,350	11,322	108	484,645
Men's, boys' shoes and slippers	1,041	26	105,386	383	13	20,839	2,532	20	172,324	2,793	53	315,123	5,306	98	469,651
Home furnishings:															
Furniture, beds, mattresses, springs	5,719	23	100,682	1,744	12	25,785	11,007	27	169,916	14,331	83	358,964	27,804	103	475,110
Floor coverings	2,439	24	105,477	840	14	26,617	6,671	27	198,178	8,857	65	277,965	15,111	113	482,796
Draperies, curtains, upholstery, lamps and shades	4,749	30	(x)	927	18	28,615	9,477	31	219,595	12,937	104	(x)	16,126	116	504,849
Major household appliances	7,721	25	106,505	1,724	11	22,829	11,102	28	210,673	13,917	80	353,931	26,305	88	450,320
China, glassware, housewares (inc. electric)	5,985	30	(x)	1,224	17	(x)	9,482	30	214,936	17,597	104	(x)	20,001	115	511,258
Radios, phonographs, television, records, etc	1,464	23	101,153	468	10	24,766	4,226	25	202,324	4,864	67	276,041	8,323	74	429,855
Miscellaneous merchandise departments:															
Toys, games, sporting goods, cameras	3,506	23	106,011	977	18	28,615	9,509	28	213,429	9,501	79	357,387	17,026	97	470,567
Luggage	380	21	98,868	74	12	25,785	541	21	188,600	1,778	67	351,060	1,669	89	432,110
Candy, groceries, other foods	1,079	10	80,212	55	6	11,296	1,389	13	161,974	2,731	53	255,350	3,955	41	353,759
Restaurant and fountain	1,299	5	60,708	(1)	1	(x)	2,051	9	148,613	2,967	25	209,674	2,853	11	251,484
Packaged liquors and wines	(1)	1	(x)	...	...	...	(1)	2	(x)	...	...	...	(1)	2	(x)
Paint and wallpaper	(1)	14	(x)	(1)	8	(x)	(1)	12	(x)	2,472	38	223,057	6,018	65	376,244
Hardware	(1)	12	(x)	(1)	8	(x)	(1)	10	(x)	(1)	20	(x)	7,501	53	333,199
Lighting, electrical supplies	(1)	12	(x)	170	8	16,288	(1)	9	(x)	(1)	13	(x)	2,850	50	308,568
Heating, plumbing equipment and supplies	(1)	11	(x)	(1)	7	(x)	(1)	10	(x)	(1)	13	(x)	(1)	48	(x)
Building materials	(1)	11	(x)	(1)	7	(x)	(1)	8	(x)	1,736	14	150,826	(1)	49	(x)
Farm equipment, implements, machinery	(1)	10	(x)	(1)	7	(x)	(1)	8	(x)	(1)	4	(x)	(1)	40	(x)
Tires, batteries, and accessories	(1)	10	(x)	(1)	7	(x)	(1)	12	(x)	(1)	14	(x)	(1)	53	(x)
Gasoline and lubricants	(1)	4	(x)	(1)	3	(x)	(1)	7	(x)	(1)	4	(x)	(1)	31	(x)
Basement store															
Piece goods and household textiles	(1)	1	(x)	244	5	7,821	1,245	6	78,263	2,213	14	121,353	6,199	13	232,438
Women's, misses' ready-to-wear:															
Intimate apparel, other accessories	(1)	2	(x)	(1)	2	(x)	2,164	9	45,858	12,680	14	209,051	10,987	19	260,147
Coats, suits, dresses	(1)	2	(x)	(1)	1	(x)	4,128	10	113,615	11,658	15	216,532	12,601	20	265,517
Blouses, skirts, sportswear	(1)	2	(x)	(1)	1	(x)	881	5	75,320	2,249	12	195,796	2,662	17	240,087
Infants' and children's wear	(1)	2	(x)	(1)	1	(x)	1,155	6	88,354	4,580	11	102,429	4,974	15	242,148
Men's and boys' wear:															
Men's clothing, furnishings	(1)	2	(x)	(1)	1	(x)	1,775	5	75,687	9,070	14	209,051	7,684	18	260,783
Boys' wear	(1)	1	(x)	(1)	1	(x)	622	6	88,354	1,834	11	194,153	2,727	10	214,856
Home furnishings	...	...	...	...	...	...	883	5	75,687	4,014	11	179,242	4,838	10	216,185
Shoes	322	3	23,179	(1)	2	(x)	1,268	9	107,792	4,236	22	215,723	6,327	15	251,316
Other															
Other sales and receipts	12,879	...	...	5,608	...	...	27,959	...	...	29,314	...	...	47,366	...	...
Not analyzing merchandise line sales	1,849	1	...	...	...	...	...	...	...	...	...	...	1,307	1	...
Small single unit stores	...	...	...	...	...	...	...	...	...	...	...	...	...	...	...

See footnotes at end of table.

Table 18D.—MERCHANDISE LINE SALES OF LARGE STORES AND MULTIUNITS—GENERAL MERCHANDISE GROUP, GENERAL STORES— KIND OF BUSINESS, BY STATE: 1948—Continued

[See text for explanatory material]

Kind of business and merchandise line	Merchandise line sales (Thousand dollars)	Stores reporting merchandise line: Number	Stores reporting merchandise line: Total sales (Thousand dollars)	Merchandise line sales (Thousand dollars)	Stores reporting merchandise line: Number	Stores reporting merchandise line: Total sales (Thousand dollars)	Merchandise line sales (Thousand dollars)	Stores reporting merchandise line: Number	Stores reporting merchandise line: Total sales (Thousand dollars)	Merchandise line sales (Thousand dollars)	Stores reporting merchandise line: Number	Stores reporting merchandise line: Total sales (Thousand dollars)	Merchandise line sales (Thousand dollars)	Stores reporting merchandise line: Number	Stores reporting merchandise line: Total sales (Thousand dollars)
	MINNESOTA			MISSISSIPPI			MISSOURI			MONTANA			NEBRASKA		
DEPARTMENT STORES															
Large stores and multiunits															
Analyzing merchandise line sales, total	246,382	50	...	49,552	19	...	377,715	47	...	17,226	17	...	73,124	27	...
Main store															
Piece goods and household textiles															
Silks, velvets, synthetics, woolen yard goods	5,724	48	(x)	819	19	29,552	6,024	46	(x)	332	16	(x)	1,353	27	73,124
Cotton yard goods	4,144	45	289,748	576	19	29,552	3,281	44	374,366	205	16	(x)	651	25	(x)
Linens and towels	3,142	47	294,208	410	19	29,552	3,818	44	373,101	227	16	(x)	911	26	(x)
Domestics, blankets, comforters, spreads	6,729	49	(x)	670	19	29,552	6,670	44	375,563	519	17	17,226	1,173	25	(x)
Small wares															
Laces, ribbons, notions, needlework	4,211	47	292,926	349	19	29,552	6,803	44	374,254	235	16	(x)	1,394	26	(x)
Toiletries, drugs, drug sundries	4,665	47	274,500	457	15	22,726	6,668	25	357,678	184	10	11,535	1,737	11	60,630
Silverware, clocks, fine jewelry, watches	3,831	17	264,274	78	9	15,938	3,638	22	353,793	(1)	3	(x)	425	6	48,657
Costume jewelry	1,556	27	274,014	199	12	22,056	1,990	25	356,612	88	9	10,989	1,041	10	56,766
Books, magazines, stationery	4,361	20	251,527	227	13	21,260	4,999	22	346,702	110	8	9,674	934	10	60,045
Women's and misses' ready-to-wear accessories															
Neckwear, scarfs, handkerchiefs	2,891	45	292,918	256	19	29,552	2,814	42	366,353	168	16	(x)	892	26	(x)
Millinery	2,214	26	162,988	594	17	(x)	3,516	26	246,861	170	9	11,187	795	11	60,591
Women's, children's gloves	1,207	46	293,837	134	18	(x)	1,439	40	365,482	94	11	13,294	463	26	(x)
Corsets and brassieres	4,158	47	294,148	421	19	29,552	4,700	45	(x)	270	16	(x)	920	27	73,124
Women's, children's hosiery	5,231	46	293,830	635	19	29,552	5,626	46	(x)	483	16	(x)	1,585	27	73,124
Underwear, slips, negligees, robes	8,793	49	(x)	1,105	19	29,552	10,080	47	377,715	571	17	17,226	2,102	27	73,124
Infants' wear	6,985	48	(x)	811	19	29,552	8,636	46	(x)	526	17	17,226	1,719	26	(x)
Handbags, small leather goods	1,949	46	293,827	244	18	(x)	3,376	41	373,227	114	15	(x)	614	26	(x)
Women's, children's shoes	4,287	46	293,436	1,459	19	29,552	12,266	43	374,310	894	17	17,226	2,495	27	73,124
Women's and misses' ready-to-wear apparel															
Women's, misses', juniors' coats and suits	7,514	45	196,358	1,539	18	(x)	13,585	43	332,159	774	16	(x)	2,845	27	73,124
Women's, misses', juniors' dresses	7,289	43	135,405	2,125	18	(x)	14,287	42	331,800	645	16	(x)	3,258	27	73,124
Girls' and teen-age wear	4,143	43	289,757	562	14	21,862	5,055	43	374,032	244	15	(x)	900	25	(x)
Blouses, skirts, sportswear	5,826	47	293,904	758	18	(x)	9,939	44	374,946	466	16	(x)	1,845	27	73,124
Aprons, housedresses and uniforms	2,569	44	291,783	213	13	21,113	6,930	40	371,529	275	15	(x)	1,055	25	(x)
Furs	1,477	29	184,438	210	10	21,852	2,085	26	253,020	215	12	14,047	551	16	61,801
Men's and boys' wear:															
Men's clothing	8,144	46	268,780	1,335	18	(x)	13,266	43	373,567	619	16	(x)	2,173	25	(x)
Men's furnishings, hats	11,870	47	293,804	1,673	19	29,552	14,827	46	(x)	1,177	17	17,226	3,753	27	73,124
Boys' wear	6,201	45	291,856	649	18	(x)	8,204	43	373,283	446	16	(x)	1,237	25	(x)
Men's, boys' shoes and slippers	3,269	41	220,616	481	18	(x)	4,482	39	368,405	336	15	(x)	829	25	(x)
Home furnishings															
Furniture, beds, mattresses, springs	14,945	47	293,038	1,336	9	19,517	17,322	39	361,976	836	16	(x)	2,878	22	63,956
Floor coverings	12,706	44	290,282	686	13	23,105	10,522	39	363,648	463	14	14,958	1,789	23	65,202
Draperies, curtains, upholstery, lamps and shades	7,603	48	(x)	905	19	29,552	11,723	43	374,357	410	16	(x)	1,975	26	(x)
Major household appliances	13,691	45	292,482	(1)	5	(x)	18,434	40	364,371	721	13	13,789	3,201	22	55,126
China, glassware, housewares (inc. electric)	12,367	49	(x)	658	19	29,552	17,220	43	367,646	614	17	17,226	2,918	26	(x)
Radios, phonographs, television, records, etc	2,901	40	286,951	(1)	7	(x)	5,824	36	360,583	385	13	13,789	755	20	45,996
Miscellaneous merchandise departments															
Toys, games, sporting goods, cameras	12,252	45	292,062	700	15	24,381	13,579	41	373,105	396	15	(x)	1,662	25	(x)
Luggage	945	44	290,282	82	18	(x)	1,601	43	373,672	63	15	(x)	410	25	(x)
Candy, groceries, other foods	3,837	22	270,885	83	7	17,527	2,744	20	342,436	37	3	6,548	1,895	10	59,178
Restaurant and fountain	2,798	13	219,425	(1)	2	(x)	3,861	14	268,696	...	...	...	1,789	6	49,145
Packaged liquors and wines	...	...	...	...	...	...	...	...	...	...	...	...	...	...	...
Paint and wallpaper	3,775	37	229,154	(1)	5	(x)	3,941	31	337,977	(1)	8	(x)	693	19	52,270
Hardware	(1)	30	(x)	(1)	8	(x)	(1)	29	(x)	(1)	8	(x)	952	18	38,999
Lighting, electrical supplies	(1)	27	(x)	(1)	5	(x)	(1)	25	(x)	(1)	7	(x)	(1)	17	(x)
Heating, plumbing equipment and supplies	(1)	25	(x)	(1)	5	(x)	(1)	24	(x)	(1)	7	(x)	(1)	16	(x)
Building materials	(1)	24	(x)	(1)	5	(x)	(1)	23	(x)	(1)	7	(x)	(1)	17	(x)
Farm equipment, implements, machinery	(1)	22	(x)	(1)	3	(x)	(1)	23	(x)	(1)	7	(x)	(1)	17	(x)
Tires, batteries, and accessories	(1)	29	(x)	(1)	5	(x)	(1)	25	(x)	(1)	8	(x)	(1)	17	(x)
Gasoline and lubricants	(1)	22	(x)	(1)	2	(x)	(1)	22	(x)	(1)	7	(x)	(1)	15	(x)
Basement store															
Piece goods and household textiles	3,721	10	143,314	(1)	1	(x)	4,034	11	186,357	(1)	1	(x)	1,034	6	44,361
Women's, misses' ready-to-wear															
Intimate apparel, other accessories	5,242	12	148,406	(1)	1	(x)	5,142	13	196,502	(1)	1	(x)	1,112	6	44,361
Coats, suits, dresses	5,168	13	149,588	(1)	3	(x)	6,021	14	198,087	(1)	1	(x)	(1)	5	(x)
Blouses, skirts, sportswear	1,246	12	149,220	(1)	1	(x)	3,250	11	192,797	(1)	1	(x)	280	4	42,545
Infants' and children's wear	1,830	11	148,211	...	...	...	1,976	11	183,000	(1)	1	(x)	334	3	29,274
Men's and boys' wear															
Men's clothing, furnishings	2,538	10	146,266	(1)	3	(x)	3,408	11	188,813	(1)	1	(x)	673	6	32,336
Boys' wear	847	9	141,124	...	..	...	869	10	186,845	(1)	1	(x)	(1)	2	(x)
Home furnishings	1,619	7	128,629	(1)	2	(x)	3,912	10	186,926	(1)	1	(x)	(1)	2	(x)
Shoes	1,468	10	136,089	(1)	1	(x)	2,343	12	194,736	(1)	2	(x)	(1)	4	(x)
Other															
Other sales and receipts	46,149	...	...	6,063	...	...	50,925	...	...	2,914	...	...	9,124	...	...
Not analyzing merchandise line sales	678	1	...	...	...	...	321	1	...	...	...	...	306	1	...
Small single unit stores	...	...	...	...	...	...	...	...	...	...	...	...	...	...	...

See footnotes at end of table.

Table 18D.—MERCHANDISE LINE SALES OF LARGE STORES AND MULTIUNITS—GENERAL MERCHANDISE GROUP, GENERAL STORES— KIND OF BUSINESS, BY STATE: 1948—Continued

(See text for explanatory material)

Kind of business and merchandise line	Merchandise line sales (Thousand dollars)	Stores reporting merchandise line: Number	Stores reporting merchandise line: Total sales (Thousand dollars)	Merchandise line sales (Thousand dollars)	Stores reporting merchandise line: Number	Stores reporting merchandise line: Total sales (Thousand dollars)	Merchandise line sales (Thousand dollars)	Stores reporting merchandise line: Number	Stores reporting merchandise line: Total sales (Thousand dollars)	Merchandise line sales (Thousand dollars)	Stores reporting merchandise line: Number	Stores reporting merchandise line: Total sales (Thousand dollars)	Merchandise line sales (Thousand dollars)	Stores reporting merchandise line: Number	Stores reporting merchandise line: Total sales (Thousand dollars)
	NEVADA			NEW HAMPSHIRE			NEW JERSEY			NEW MEXICO			NEW YORK		
DEPARTMENT STORES															
Large stores and multiunits— Analyzing merchandise line sales, total	8,741	5	...	8,243	8	...	260,985	43	...	11,446	9	...	1,135,705	161	...
Main store															
Piece goods and household textiles															
Silks, velvets, synthetics, woolen yard goods	134	5	8,741	121	7	(x)	2,710	38	213,361	273	9	11,446	17,980	136	1,078,012
Cotton yard goods	98	5	8,741	58	7	(x)	1,137	29	186,000	133	9	11,446	6,684	119	946,444
Linens and towels	75	5	8,741	84	7	(x)	2,736	36	211,537	73	9	11,446	18,387	138	1,081,975
Domestics, blankets, comforters, spreads	314	5	8,741	203	8	8,243	5,486	41	(x)	268	9	11,446	33,348	157	1,133,501
Small wares:															
Laces, ribbons, notions, needlework	118	5	8,741	127	7	(x)	4,102	41	(x)	88	9	11,446	20,078	148	1,102,480
Toiletries, drugs, drug sundries	(1)	2	(x)	(1)	2	(x)	3,983	34	206,378	(1)	2	(x)	23,259	118	1,060,002
Silverware, clocks, fine jewelry, watches	...	...	...	(1)	1	(x)	1,798	22	185,257	...	...	...	14,919	91	1,046,335
Costume jewelry	(1)	2	(x)	45	4	4,053	3,024	32	199,436	(1)	2	(x)	8,828	114	1,026,144
Books, magazines, stationery	(1)	4	(x)	(1)	3	(x)	3,004	26	192,412	(1)	2	(x)	16,473	101	1,028,668
Women's and misses' ready-to-wear accessories:															
Neckwear, scarfs, handkerchiefs	54	5	8,741	55	8	8,243	2,685	40	216,211	27	8	(x)	13,900	144	1,106,976
Millinery	(1)	4	(x)	156	5	5,966	2,147	33	205,873	62	4	6,050	14,403	118	1,024,731
Women's, children's gloves	28	5	8,741	42	8	8,243	1,508	40	218,356	12	8	(x)	7,478	152	1,103,135
Corsets and brassieres	100	5	8,741	135	8	8,243	3,151	41	(x)	153	9	11,446	14,547	157	1,131,108
Women's, children's hosiery	220	5	8,741	243	8	8,243	5,023	43	220,985	181	9	11,446	24,815	159	(x)
Underwear, slips, negligees, robes	267	5	8,741	245	8	8,243	7,328	43	220,985	321	9	11,446	38,741	159	(x)
Infants' wear	298	5	8,741	296	8	8,243	5,095	42	(x)	402	9	11,446	27,954	154	1,127,554
Handbags, small leather goods	57	5	8,741	48	8	8,243	2,710	40	218,444	71	9	11,446	12,883	152	1,127,382
Women's, children's shoes	306	5	8,741	273	6	(x)	6,609	41	(x)	428	9	11,446	32,673	129	1,104,248
Women's and misses' ready-to-wear apparel															
Women's, misses', juniors' coats and suits	211	5	8,741	423	7	(x)	9,000	41	(x)	391	9	11,446	46,391	156	1,098,080
Women's, misses', juniors' dresses	243	5	8,741	288	7	(x)	8,969	39	215,780	467	9	11,446	50,946	149	1,092,017
Girls' and teen-age wear	113	5	8,741	83	6	(x)	3,168	37	207,367	85	8	(x)	17,208	142	1,111,059
Blouses, skirts, sportswear	188	5	8,741	191	7	(x)	5,809	39	215,780	270	9	11,446	33,069	152	1,129,937
Aprons, housedresses and uniforms	110	5	8,741	136	7	(x)	2,223	36	209,254	152	8	(x)	15,486	138	1,096,573
Furs	(1)	4	(x)	65	4	6,031	1,740	27	194,985	42	4	7,246	10,198	118	1,054,067
Men's and boys' wear:															
Men's clothing	(1)	5	(x)	248	7	(x)	6,352	33	193,733	479	8	(x)	26,027	114	1,011,984
Men's furnishings, hats	705	5	8,741	371	6	(x)	9,669	42	(x)	(1)	8	(x)	47,453	143	1,117,530
Boys' wear	186	5	8,741	206	8	8,243	3,716	38	216,987	(1)	7	(x)	17,813	141	1,112,309
Men's, boys' shoes and slippers	(1)	4	(x)	83	5	4,932	1,458	30	196,973	225	8	(x)	6,592	95	964,857
Home furnishings:															
Furniture, beds, mattresses, springs	(1)	4	(x)	(1)	5	(x)	13,238	33	202,094	(1)	7	(x)	87,021	133	1,108,613
Floor coverings	(1)	4	(x)	(1)	7	(x)	7,147	35	210,234	(1)	8	(x)	39,508	144	1,120,260
Draperies, curtains, upholstery lamps and shades	222	5	8,741	268	8	8,243	7,679	40	218,949	257	9	11,446	44,834	156	1,131,158
Major household appliances	(1)	3	(x)	638	6	(x)	10,237	35	210,048	903	9	11,446	34,165	129	1,059,859
China, glassware, housewares (inc. electric)	342	5	8,741	320	8	8,243	11,682	42	(x)	(1)	8	(x)	56,314	154	1,095,105
Radios, phonographs, television, records, etc	(1)	4	(x)	131	5	6,719	3,149	27	190,502	(1)	7	(x)	17,435	116	1,066,143
Miscellaneous merchandise departments:															
Toys, games, sporting goods, cameras	324	5	8,741	(1)	7	(x)	5,780	34	204,551	(1)	8	(x)	31,033	142	1,073,990
Luggage	(1)	5	(x)	13	6	(x)	772	34	207,552	46	9	11,446	6,868	129	1,072,139
Candy, groceries, other foods	(1)	...	(x)	(1)	2	(x)	1,961	22	175,956	(1)	1	(x)	23,461	74	948,283
Restaurant and fountain	...	...	...	(1)	1	(x)	2,420	13	157,576	...	...	...	10,973	46	792,192
Packaged liquors and wines	...	...	...	...	...	...	(1)	3	(x)	...	...	...	6,249	7	423,827
Paint and wallpaper	(1)	3	(x)	137	5	6,714	1,917	14	129,009	(1)	7	(x)	6,783	80	759,586
Hardware	(1)	3	(x)	(1)	4	(x)	(1)	14	(x)	(1)	7	(x)	(1)	58	(x)
Lighting, electrical supplies	(1)	3	(x)	(1)	4	(x)	(1)	12	(x)	(1)	7	(x)	(1)	48	(x)
Heating, plumbing equipment and supplies	(1)	3	(x)	(1)	4	(x)	(1)	12	(x)	(1)	7	(x)	(1)	40	(x)
Building materials	(1)	3	(x)	(1)	4	(x)	(1)	13	(x)	(1)	7	(x)	5,585	41	372,776
Farm equipment, implements, machinery	(1)	3	(x)	98	5	4,933	(1)	8	(x)	(1)	7	(x)	(1)	33	(x)
Tires, batteries, and accessories	(1)	3	(x)	(1)	4	(x)	(1)	13	(x)	(1)	7	(x)	9,515	43	477,154
Gasoline and lubricants	(1)	...	(x)	(1)	3	(x)	(1)	5	(x)	(1)	5	(x)	(1)	29	(x)
Basement store															
Piece goods and household textiles	...	...	...	(1)	1	(x)	1,585	6	103,183	...	...	...	6,563	21	381,946
Women's, misses' ready-to-wear:															
Intimate apparel, other accessories	...	...	...	(1)	1	(x)	3,992	5	110,416	...	...	...	15,812	22	482,750
Coats, suits, dresses	...	...	...	(1)	1	(x)	3,515	7	116,918	...	...	...	16,601	23	478,085
Blouses, skirts, sportswear	...	...	...	(1)	1	(x)	797	5	110,416	...	...	...	4,029	21	474,992
Infants' and children's wear	...	...	...	...	...	...	1,598	5	110,416	...	...	...	5,626	19	434,376
Men's and boys' wear:															
Men's clothing, furnishings	...	...	...	(1)	1	(x)	3,160	5	110,416	...	...	...	10,510	19	439,174
Boys' wear	...	...	...	(1)	1	(x)	796	3	90,539	...	...	...	2,356	14	384,736
Home furnishings	...	...	...	...	...	...	3,716	6	96,024	...	...	...	8,021	21	328,897
Shoes	...	...	...	(1)	1	(x)	1,542	6	112,416	...	...	...	6,053	24	436,878
Other															
Other sales and receipts	4,028	...	...	2,413	...	...	18,927	...	...	5,647	...	...	61,857	...	...
Not analyzing merchandise line sales	...	...	...	...	...	...	...	...	...	...	...	...	329	1	...
Small single unit stores	...	...	...	...	...	...	...	...	...	...	...	...	...	...	...

See footnotes at end of table.

Table 18D.—MERCHANDISE LINE SALES OF LARGE STORES AND MULTIUNITS—GENERAL MERCHANDISE GROUP, GENERAL STORES—KIND OF BUSINESS, BY STATE: 1948—Continued

[See text for explanatory material]

Kind of business and merchandise line	Merchandise line sales (Thousand dollars)	Stores reporting merchandise line: Number	Stores reporting merchandise line: Total sales (Thousand dollars)	Merchandise line sales (Thousand dollars)	Stores reporting merchandise line: Number	Stores reporting merchandise line: Total sales (Thousand dollars)	Merchandise line sales (Thousand dollars)	Stores reporting merchandise line: Number	Stores reporting merchandise line: Total sales (Thousand dollars)	Merchandise line sales (Thousand dollars)	Stores reporting merchandise line: Number	Stores reporting merchandise line: Total sales (Thousand dollars)	Merchandise line sales (Thousand dollars)	Stores reporting merchandise line: Number	Stores reporting merchandise line: Total sales (Thousand dollars)
	NORTH CAROLINA			NORTH DAKOTA			OHIO			OKLAHOMA			OREGON		
DEPARTMENT STORES															
Large stores and multiunits analyzing merchandise line sales, total	[illegible]	[illegible]	[illegible]	[illegible]	[illegible]	[illegible]	113,[illegible]	[illegible]	[illegible]	85,402	42	[illegible]	155,[illegible]	[illegible]	[illegible]
Main store															
Piece goods and household textiles															
Silks, velvets, synthetics, woolen yard goods	[illegible]	[illegible]	[illegible]	[illegible]	[illegible]	[illegible]	[illegible]	[illegible]	[illegible]	[illegible]	[illegible]	[illegible]	3,456	31	(X)
Cotton yard goods	[illegible]	121	1[illegible]	[illegible]	[illegible]	[illegible]	[illegible]	[illegible]	[illegible]	[illegible]	[illegible]	[illegible]	1,477	27	149,212
Linens and towels	[illegible]	[illegible]	[illegible]	[illegible]	[illegible]	[illegible]	[illegible]	[illegible]	[illegible]	[illegible]	[illegible]	[illegible]	1,217	27	150,198
Domestics, blankets, comforters, spreads	[illegible]	[illegible]	[illegible]		[illegible]	[illegible]	[illegible]	[illegible]	[illegible]	[illegible]	[illegible]	[illegible]	2,939	31	(X)
Small wares															
Laces, ribbons, notions, needlework	[illegible]	[illegible]	[illegible]	[illegible]	[illegible]	[illegible]	[illegible]	[illegible]	[illegible]	[illegible]	[illegible]	[illegible]	2,341	31	(X)
Toiletries, drugs, drug sundries	[illegible]	[illegible]	[illegible]	[illegible]	[illegible]	[illegible]	[illegible]	[illegible]	[illegible]	[illegible]	[illegible]	[illegible]	2,321	17	130,785
Silverware, clocks, fine jewelry, watches	[illegible]	[illegible]	[illegible]	[illegible]	[illegible]	[illegible]	[illegible]	[illegible]	[illegible]	[illegible]	[illegible]	[illegible]	1,349	8	112,980
Costume jewelry	[illegible]	[illegible]	[illegible]		[illegible]	[illegible]	[illegible]	[illegible]	[illegible]	[illegible]	[illegible]	[illegible]	499	15	82,331
Books, magazines, stationery	[illegible]	[illegible]	[illegible]	[illegible]	[illegible]	[illegible]	[illegible]	[illegible]	[illegible]	[illegible]	[illegible]	[illegible]	2,460	8	115,581
Women's and misses' ready-to-wear accessories															
Neckwear, scarfs, handkerchiefs	[illegible]	[illegible]	[illegible]	[illegible]	[illegible]	21,756	[illegible]	[illegible]	681,586	[illegible]	[illegible]	[illegible]	1,256	28	124,474
Millinery	[illegible]	[illegible]	[illegible]	[illegible]	[illegible]	[illegible]	[illegible]	[illegible]	[illegible]	[illegible]	[illegible]	[illegible]	1,308	17	100,815
Women's, children's gloves	[illegible]	[illegible]	[illegible]	[illegible]	[illegible]	20,[illegible]	[illegible]	[illegible]	[illegible]	[illegible]	[illegible]	[illegible]	553	28	120,544
Corsets and brassieres	[illegible]	[illegible]	[illegible]	[illegible]	[illegible]	[illegible]	[illegible]	[illegible]	[illegible]	[illegible]	[illegible]	[illegible]	1,684	32	(X)
Women's, children's hosiery	[illegible]	[illegible]	[illegible]	[illegible]	[illegible]	[illegible]	[illegible]	[illegible]	[illegible]	[illegible]	[illegible]	[illegible]	2,774	33	155,250
Underwear, slips, negligees, robes	[illegible]	[illegible]	[illegible]	[illegible]	[illegible]	21,756	[illegible]	[illegible]	[illegible]	[illegible]	[illegible]	[illegible]	[illegible]	33	155,250
Infants' wear	[illegible]	[illegible]	[illegible]	[illegible]	[illegible]	21,756	[illegible]	[illegible]	[illegible]	[illegible]	[illegible]	[illegible]	3,[illegible]	33	155,250
Handbags, small leather goods	[illegible]	[illegible]	[illegible]	[illegible]	[illegible]	[illegible]	[illegible]	[illegible]	[illegible]	[illegible]	[illegible]	[illegible]	896	28	120,775
Women's, children's shoes	[illegible]	[illegible]	[illegible]	[illegible]	[illegible]	[illegible]	[illegible]	[illegible]	[illegible]	[illegible]	[illegible]	[illegible]	4,907	33	155,250
Women's and misses' ready-to-wear apparel															
Women's, misses', juniors' coats and suits	[illegible]	[illegible]	[illegible]	[illegible]	[illegible]	21,[illegible]	[illegible]	[illegible]	794,018	[illegible]	[illegible]	[illegible]	5,225	31	(X)
Women's, misses', juniors' dresses	[illegible]	[illegible]	[illegible]	[illegible]	[illegible]	[illegible]	[illegible]	[illegible]	708,141	[illegible]	[illegible]	[illegible]	4,888	30	124,469
Girls' and teen-age wear	[illegible]	[illegible]	[illegible]	[illegible]	[illegible]	18,[illegible]	[illegible]	[illegible]	[illegible]	[illegible]	[illegible]	[illegible]	1,833	26	148,520
Blouses, skirts, sportswear	[illegible]	[illegible]	[illegible]	[illegible]	[illegible]	[illegible]	[illegible]	[illegible]	705,522	[illegible]	[illegible]	[illegible]	352	31	(X)
Aprons, housedresses and uniforms	[illegible]	[illegible]	[illegible]	[illegible]	[illegible]	18,[illegible]	[illegible]	[illegible]	[illegible]	[illegible]	[illegible]	[illegible]	1,[illegible]	27	149,769
Furs	[illegible]	[illegible]	[illegible]	[illegible]	[illegible]	[illegible]	[illegible]	[illegible]	[illegible]	[illegible]	[illegible]	[illegible]	683	20	110,770
Men's and boys' wear															
Men's clothing	[illegible]	[illegible]	[illegible]	[illegible]	[illegible]	15,[illegible]	[illegible]	[illegible]	[illegible]	[illegible]	[illegible]	[illegible]	5,047	28	151,145
Men's furnishings, hats	[illegible]	[illegible]	[illegible]	[illegible]	[illegible]	[illegible]	[illegible]	[illegible]	[illegible]	[illegible]	[illegible]	[illegible]	5,586	33	155,250
Boys' wear	[illegible]	[illegible]	[illegible]	[illegible]	[illegible]	18,[illegible]	[illegible]	[illegible]	[illegible]	[illegible]	[illegible]	[illegible]	[illegible]	32	(X)
Men's, boys' shoes and slippers	[illegible]	[illegible]	[illegible]	[illegible]	[illegible]	[illegible]	[illegible]	[illegible]	[illegible]	[illegible]	[illegible]	[illegible]	[illegible]	31	(X)
Home furnishings															
Furniture, beds, mattresses, springs	[illegible]	[illegible]	[illegible]	[illegible]	[illegible]	[illegible]	[illegible]	[illegible]	[illegible]	[illegible]	[illegible]	[illegible]	[illegible]	28	152,248
Floor coverings	[illegible]	[illegible]	[illegible]	[illegible]	[illegible]	[illegible]	[illegible]	[illegible]	[illegible]	[illegible]	[illegible]	[illegible]	4,291	24	147,079
Draperies, curtains, upholstery, lamps and shades	[illegible]	[illegible]	[illegible]	[illegible]	[illegible]	[illegible]	[illegible]	[illegible]	[illegible]	[illegible]	[illegible]	[illegible]	[illegible]	32	(X)
Major household appliances	[illegible]	[illegible]	[illegible]	[illegible]	[illegible]	[illegible]	[illegible]	[illegible]	[illegible]	[illegible]	[illegible]	[illegible]	[illegible]	26	146,728
China, glassware, housewares, incl. electric	[illegible]	[illegible]	[illegible]	[illegible]	[illegible]	[illegible]	[illegible]	[illegible]	[illegible]	[illegible]	[illegible]	[illegible]	5,651	31	(X)
Radios, phonographs, television, records, etc.	[illegible]	[illegible]	[illegible]	[illegible]	[illegible]	[illegible]	[illegible]	[illegible]	[illegible]	[illegible]	[illegible]	[illegible]	[illegible]	26	147,666
Miscellaneous merchandise departments															
Toys, games, sporting goods, cameras	[illegible]	[illegible]	[illegible]	[illegible]	[illegible]	[illegible]	18,[illegible]	[illegible]	[illegible]	[illegible]	[illegible]	[illegible]	7,077	28	152,253
Luggage	[illegible]	[illegible]	[illegible]	[illegible]	[illegible]	[illegible]	[illegible]	[illegible]	[illegible]	[illegible]	[illegible]	[illegible]	[illegible]	26	149,887
Candy, groceries, other foods	[illegible]	[illegible]	[illegible]	[illegible]	[illegible]	[illegible]	8,[illegible]	[illegible]	[illegible]	[illegible]	[illegible]	[illegible]	2,148	11	125,826
Restaurant and fountain	[illegible]	[illegible]	[illegible]	[illegible]	[illegible]	[illegible]	[illegible]	[illegible]	[illegible]	[illegible]	[illegible]	[illegible]	1,517	6	109,843
Packaged liquors and wines	[illegible]	[illegible]	[illegible]	[illegible]	[illegible]	[illegible]	[illegible]	[illegible]	[illegible]	[illegible]	[illegible]	[illegible]	[illegible]	[illegible]	[illegible]
Paint and wallpaper	[illegible]	[illegible]	[illegible]	[illegible]	[illegible]	[illegible]	[illegible]	[illegible]	[illegible]	[illegible]	[illegible]	[illegible]	[illegible]	18	(X)
Hardware	[illegible]	[illegible]	[illegible]	[illegible]	[illegible]	[illegible]	[illegible]	[illegible]	[illegible]	[illegible]	[illegible]	[illegible]	[illegible]	18	(X)
Lighting, electrical supplies	[illegible]	[illegible]	[illegible]	[illegible]	[illegible]	[illegible]	[illegible]	[illegible]	[illegible]	[illegible]	[illegible]	[illegible]	1,987	18	116,163
Heating, plumbing equipment and supplies	[illegible]	[illegible]	[illegible]	[illegible]	[illegible]	[illegible]	[illegible]	[illegible]	[illegible]	[illegible]	[illegible]	[illegible]	[illegible]	17	(X)
Building materials	[illegible]	[illegible]	[illegible]	[illegible]	[illegible]	[illegible]	[illegible]	[illegible]	[illegible]	[illegible]	[illegible]	[illegible]	[illegible]	17	(X)
Farm equipment, implements, machinery	[illegible]	[illegible]	[illegible]	[illegible]	[illegible]	[illegible]	[illegible]	[illegible]	[illegible]	[illegible]	[illegible]	[illegible]	[illegible]	17	(X)
Tires, batteries, and accessories	[illegible]	[illegible]	[illegible]	[illegible]	[illegible]	[illegible]	[illegible]	[illegible]	[illegible]	[illegible]	[illegible]	[illegible]	[illegible]	18	(X)
Gasoline and lubricants	[illegible]	[illegible]	[illegible]	[illegible]	[illegible]	[illegible]	[illegible]	[illegible]	[illegible]	[illegible]	[illegible]	[illegible]	[illegible]	13	(X)
Basement store															
Piece goods and household textiles	[illegible]	[illegible]	[illegible]	[illegible]	[illegible]	[illegible]	[illegible]	[illegible]	[illegible]	[illegible]	[illegible]	[illegible]	[illegible]	4	73,234
Women's, misses' ready-to-wear															
Intimate apparel, other wearing apparel	[illegible]	[illegible]	[illegible]	[illegible]	[illegible]	[illegible]	[illegible]	[illegible]	[illegible]	[illegible]	[illegible]	[illegible]	[illegible]	[illegible]	[illegible]
Coats, suits, dresses	[illegible]	[illegible]	[illegible]	[illegible]	[illegible]	[illegible]	[illegible]	[illegible]	[illegible]	[illegible]	[illegible]	[illegible]	[illegible]	4	73,234
Blouses, skirts, sportswear	[illegible]	[illegible]	[illegible]	[illegible]	[illegible]	[illegible]	[illegible]	[illegible]	[illegible]	[illegible]	[illegible]	[illegible]	575	4	73,234
Infants' and children's wear	[illegible]	[illegible]	18,[illegible]	[illegible]	[illegible]	[illegible]	[illegible]	[illegible]	[illegible]	[illegible]	[illegible]	[illegible]	[illegible]	4	73,234
Men's and boys' wear															
Men's clothing, furnishings	[illegible]	[illegible]	[illegible]	[illegible]	[illegible]	[illegible]	[illegible]	[illegible]	[illegible]	[illegible]	[illegible]	[illegible]	1,333	4	73,234
Boys' wear	[illegible]	[illegible]	[illegible]	[illegible]	[illegible]	[illegible]	[illegible]	[illegible]	[illegible]	[illegible]	[illegible]	[illegible]	[illegible]	4	73,234
Home furnishings	[illegible]	[illegible]	[illegible]	[illegible]	[illegible]	[illegible]	[illegible]	[illegible]	[illegible]	[illegible]	[illegible]	[illegible]	[illegible]	[illegible]	(X)
Shoes	[illegible]	[illegible]	[illegible]	[illegible]	[illegible]	[illegible]	[illegible]	[illegible]	[illegible]	[illegible]	[illegible]	[illegible]	1,[illegible]	4	73,234
Other															
Other large stores	[illegible]	[illegible]	[illegible]	[illegible]	[illegible]	[illegible]	[illegible]	[illegible]	[illegible]	[illegible]	[illegible]	[illegible]	[illegible]	[illegible]	[illegible]
Large stores not reporting merchandise line sales	[illegible]	[illegible]	[illegible]	[illegible]	[illegible]	[illegible]	[illegible]	[illegible]	[illegible]	[illegible]	[illegible]	[illegible]	[illegible]	[illegible]	[illegible]
Small stores and multiunits	[illegible]	[illegible]	[illegible]	[illegible]	[illegible]	[illegible]	[illegible]	[illegible]	[illegible]	[illegible]	[illegible]	[illegible]	[illegible]	[illegible]	[illegible]

Table 18D.—MERCHANDISE LINE SALES OF LARGE STORES AND MULTIUNITS—GENERAL MERCHANDISE GROUP, GENERAL STORES— KIND OF BUSINESS, BY STATE: 1948—Continued

[See text for explanatory material]

Kind of business and merchandise line	Merchandise line sales (Thousand dollars)	Stores reporting merchandise line: Number	Stores reporting merchandise line: Total sales (Thousand dollars)	Merchandise line sales (Thousand dollars)	Stores reporting merchandise line: Number	Stores reporting merchandise line: Total sales (Thousand dollars)	Merchandise line sales (Thousand dollars)	Stores reporting merchandise line: Number	Stores reporting merchandise line: Total sales (Thousand dollars)	Merchandise line sales (Thousand dollars)	Stores reporting merchandise line: Number	Stores reporting merchandise line: Total sales (Thousand dollars)	Merchandise line sales (Thousand dollars)	Stores reporting merchandise line: Number	Stores reporting merchandise line: Total sales (Thousand dollars)
	PENNSYLVANIA			RHODE ISLAND			SOUTH CAROLINA			SOUTH DAKOTA			TENNESSEE		
DEPARTMENT STORES															
Large stores and multiunits— Analyzing merchandise line sales, total	[illegible]	[illegible]	...	[illegible]	[illegible]	...	[illegible]	1[illegible]	...	[illegible]	[illegible]	...	[illegible]	[illegible]	...
Main store															
Piece goods and household textiles															
Silks, velvets, synthetics, woolen yard goods	[illegible],803	140	[illegible]6,071	[illegible]77	[illegible]	43,[illegible]	[illegible]	[illegible]1	46,933	[illegible]41	1[illegible]	(x)	[illegible],275	50	201,[illegible]
Cotton yard goods	[illegible]	130	75[illegible],99[illegible]	[illegible]	4	35,326	[illegible]	[illegible]	43,015	[illegible]	1[illegible]	(x)	[illegible],[illegible]01	[illegible]	(x)
Linens and towels	11,0[illegible]	14[illegible]	92[illegible],720	697	[illegible]	47,831	[illegible]	49	(x)	[illegible]40	1[illegible]	(x)	[illegible],[illegible]1[illegible]	50	180,[illegible]
Domestics, blankets, comforters, spreads	1[illegible]	155	[illegible]37,[illegible]	1,307	12	50,[illegible]	1,[illegible]1	[illegible]0	(x)	[illegible]	[illegible]	25,295	4,617	[illegible]	(x)
Small wares															
Laces, ribbons, notions, needlework	15,[illegible]	141	912,104	88[illegible]	8	[illegible]	[illegible]	[illegible]	42,68[illegible]	1	1[illegible]	(x)	[illegible],006	46	144,413
Toiletries, drugs, drug sundries	15,[illegible]	10[illegible]	874,02[illegible]	1,[illegible]	10	(x)	[illegible]	46	(x)	[illegible]	[illegible]	9,467	3,328	43	186,[illegible]
Silverware, clocks, fine jewelry, watches	[illegible],7	[illegible]0	502,[illegible]	[illegible]88	6	[illegible]	[illegible]	[illegible]7	30,[illegible]	(1)	[illegible]	(x)	1,474	21	165,9[illegible]
Costume jewelry	[illegible],50[illegible]	102	844,[illegible]	[illegible]	2	20,770	(1)	16	(x)	[illegible]	[illegible]	[illegible]	1,4[illegible]	25	173,[illegible]
Books, magazines, stationery	[illegible]	80	822,[illegible]	[illegible]	5	38,[illegible]	(1)	41	(x)	[illegible]	[illegible]	[illegible]	[illegible],330	47	178,[illegible]
Women's and misses' ready-to-wear accessories															
Neckwear, scarfs, handkerchiefs	[illegible]	144	[illegible],128	1,0[illegible]8	10	(x)	[illegible]1	4[illegible]	44,[illegible]	[illegible]	[illegible]	25,295	2,10[illegible]	[illegible]	203,37[illegible]
Millinery	11,[illegible]89	120	902,[illegible]	[illegible]	[illegible]	47,168	[illegible]	50	(x)	1[illegible]	[illegible]	1[illegible]	[illegible],531	43	143,04[illegible]
Women's, children's gloves	[illegible],18[illegible]	148	[illegible]35,104	616	10	(x)	[illegible]	40	(x)	[illegible]	1[illegible]	(x)	[illegible]61	53	203,379
Corsets and brassieres	13,074	154	940,622	1,0[illegible]	12	50,[illegible]	[illegible]	[illegible]	(x)	[illegible]	[illegible]	(x)	[illegible]	[illegible]	203,379
Women's, children's hosiery	1[illegible]	157	[illegible]	[illegible]	12	50,331	1,[illegible]	[illegible]1	46,933	[illegible]	[illegible]	(x)	[illegible],125	5[illegible]	203,379
Underwear, slips, negligees, robes	27,803	155	938,[illegible]	[illegible]	12	50,331	1,804	[illegible]0	(x)	[illegible]	[illegible]	(x)	7,078	53	203,379
Infants' wear	[illegible]	155	[illegible]43,[illegible]	[illegible],140	12	50,331	1,[illegible]	[illegible]0	(x)	[illegible]	[illegible]	[illegible]	[illegible]	53	203,379
Handbags, small leather goods	[illegible],243	144	[illegible],576	[illegible]	[illegible]	48,15[illegible]	[illegible]	0	(x)	[illegible]	[illegible]	[illegible]	1,817	[illegible]	203,37[illegible]
Women's, children's shoes	[illegible]	14[illegible]	[illegible]30,303	[illegible]	[illegible]	48,[illegible]	[illegible]	[illegible]	44,97[illegible]	[illegible]	[illegible]	[illegible]	[illegible],476	[illegible]	(x)
Women's and misses' ready-to-wear apparel															
Women's, misses', juniors' coats and suits	42,[illegible]	151	[illegible]32,[illegible]41	[illegible]	1	50,331	[illegible]	1	46,9[illegible]	1,[illegible]	[illegible]	(x)	[illegible],808	[illegible]	(x)
Women's, misses', juniors' dresses	3[illegible]	148	425,354	[illegible]	1[illegible]	50,[illegible]31	(1)	[illegible]	(x)	1[illegible]	1[illegible]	(x)	[illegible],209	52	(x)
Girls' and teen-age wear	15,180	137	915,056	741	1[illegible]	50,[illegible]31	1,1[illegible]	50	(x)	[illegible]	17	21,4[illegible]	[illegible],373	53	203,[illegible]
Blouses, skirts, sportswear	25,[illegible]	143	[illegible]21,234	1,678	1[illegible]	[illegible],331	[illegible],546	[illegible]	(x)	[illegible]	1[illegible]	(x)	4,417	53	203,37[illegible]
Aprons, housedresses and uniforms	1[illegible],144	139	911,851	657	10	(x)	941	42	41,4[illegible]	[illegible]	13	(x)	2,[illegible]	53	203,379
Furs	7,756	103	878,997	832	6	46,661	(1)	51	(x)	177	14	18,47[illegible]	760	[illegible]2	134,169
Men's and boys' wear:															
Men's clothing	31,08[illegible]	122	871,180	1,415	[illegible]	44,1[illegible]	[illegible]	45	36,756	8[illegible]	1[illegible]	(x)	[illegible],11[illegible]	47	193,527
Men's furnishings, hats	41,309	14[illegible]	928,252	[illegible]	[illegible]	42,201	(1)	44	(x)	1,[illegible]	[illegible]	[illegible]	10,69[illegible]	52	(x)
Boys' wear	18,790	140	904,019	1,[illegible]	1	(x)	1,[illegible]	50	(x)	[illegible]	[illegible]	15,[illegible]	[illegible]	51	(x)
Men's, boys' shoes and slippers	[illegible],109	109	[illegible],181	188	5	24,272	[illegible]	46	6,94[illegible]	[illegible]	[illegible]	(x)	[illegible],853	49	191,[illegible]
Home furnishings:															
Furniture, beds, mattresses, springs	5[illegible],7[illegible]8	126	907,568	2,[illegible]	8	47,[illegible]	(1)	24	(x)	[illegible]	1[illegible]	[illegible],771	7,101	[illegible]	181,7[illegible]
Floor coverings	[illegible]1,463	137	917,028	1,4[illegible]	9	47,[illegible]	(1)	41	(x)	[illegible]	1[illegible]	(x)	4,[illegible]1	4[illegible]	189,[illegible]75
Draperies, curtains, upholstery, lamps and shades	30,438	151	937,187	1,74[illegible]	12	[illegible]	1,4[illegible]	50	(x)	[illegible]	1[illegible]	(x)	[illegible]8	[illegible]	(x)
Major household appliances	42,[illegible]7	135	920,524	[illegible],10[illegible]	8	42,94[illegible]	1,0[illegible]	8	13,64[illegible]	1,[illegible]	1[illegible]	14,921	10,186	31	189,771
China, glassware, housewares (inc electric)	[illegible],739	147	[illegible]21,153	1,831	11	(x)	1,181	44	44,233	[illegible]	20	25,295	[illegible],562	48	193,048
Radios, phonographs, television, records, etc	14,560	108	84[illegible],[illegible]53	720	[illegible]	41,81[illegible]	[illegible]	8	12,695	38	14	18,61[illegible]	2,559	28	180,17[illegible]
Miscellaneous merchandise departments															
Toys, games, sporting goods, cameras	[illegible]	14[illegible]	929,178	9[illegible]1	[illegible]	42,322	(1)	[illegible]	(x)	[illegible]	[illegible]	(x)	[illegible],811	46	190,[illegible]
Luggage	[illegible]	131	887,468	201	6	37,81[illegible]	(1)	46	(x)	[illegible]	[illegible]	(x)	588	47	191,[illegible]02
Candy, groceries, other foods	13,438	80	802,153	7	5	[illegible],7[illegible]4	7[illegible]	7	15,0[illegible]	[illegible]		8,[illegible]	95[illegible]	24	170,729
Restaurant and fountain	10,304	40	578,009	(1)	4	(x)	155	15	14,[illegible]	(1)	1	(x)	1,35[illegible]	17	106,[illegible]
Packaged liquors and wines	(1)	2	(x)	...	...	...	...	...	...	...	...	...	...	...	...
Paint and wallpaper	[illegible],100	[illegible]	76[illegible],115	...	[illegible]	26,00[illegible]	2[illegible]	5	7,912	(1)	1[illegible]	(x)	1,[illegible]	19	144,[illegible]
Hardware	12,843	[illegible]	528,374	(1)	[illegible]	(x)	40[illegible]	5	7,91[illegible]	(1)	1[illegible]	(x)	(1)	15	(x)
Lighting, electrical supplies	2,925	56	281,7[illegible]	(1)	2	(x)	240	6	9,59[illegible]	(1)	1[illegible]	(x)	(1)	13	(x)
Heating, plumbing equipment and supplies	(1)	52	(x)	(1)	1	(x)	[illegible]	5	7,91[illegible]	(1)	12	(x)	(1)	12	(x)
Building materials	(1)	48	(x)	(1)	1	(x)	(1)	4	(x)	(1)	11	(x)	(1)	12	(x)
Farm equipment, implements, machinery	(1)	37	(x)	(1)	1	(x)	(1)	4	(x)	(1)	1[illegible]	(x)	(1)	10	(x)
Tires, batteries, and accessories	(1)	53	(x)	(1)	[illegible]	(x)	(1)	4	(x)	(1)	12	(x)	(1)	13	(x)
Gasoline and lubricants	545	34	202,[illegible]24	(1)	1	(x)	(1)	3	(x)	(1)	8	(x)	(1)	8	(x)
Basement store															
Piece goods and household textiles	8,[illegible]88	27	557,822	(1)	[illegible]	(x)	(1)	3	(x)	(1)	[illegible]	(x)	1,4[illegible]6	6	45,4[illegible]
Women's, misses' ready-to-wear															
Intimate apparel, other accessories	18,837	30	586,80[illegible]	(1)	1	(x)	(1)	4	(x)	(1)		(x)	1,639	[illegible]	67,[illegible]
Coats, suits, dresses	21,565	29	585,081	(1)	1	(x)	(1)	4	(x)	(1)	[illegible]	(x)	1,71[illegible]	[illegible]	67,[illegible]
Blouses, skirts, sportswear	5,728	28	578,56[illegible]	(1)	1	(x)	(1)	1	(x)	(1)	2	(x)	16[illegible]	5	33,489
Infants' and children's wear	7,800	30	584,385	(1)	1	(x)	(1)	2	(x)	(1)	1	(x)	472	6	47,[illegible]8
Men's and boys' wear:															
Men's clothing, furnishings	12,[illegible]4	33	[illegible]80,708	(1)	1	(x)	(1)	[illegible]	(x)	(1)	1	(x)	1,[illegible]	[illegible]	58,91[illegible]
Boys' wear	[illegible],005	27	567,470	...	...	...	(1)	3	(x)	...	...	...	454	7	48,08[illegible]
Home furnishings	11,80[illegible]	23	[illegible],624	(1)	1	(x)	(1)	1	(x)	(1)	1	(x)	(1)	[illegible]	(x)
Shoes	[illegible],338	[illegible]8	5[illegible],093	(1)	[illegible]	(x)	(1)	4	(x)	(1)	1	(x)	[illegible]	1[illegible]	67,4[illegible]
Other															
Other sales and receipts	63,611	...	...	3,193	...	...	11,092	...	...	6,777	...	...	21,690	...	...
Not analyzing merchandise line sales	1,577	1	...	...	...	...	...	...	...	...	...	...	...	...	...
Small single unit stores	...	...	...	...	...	...	...	...	...	...	...	...	...	...	...

See footnotes at end of table.

Table 18D.—MERCHANDISE LINE SALES OF LARGE STORES AND MULTIUNITS—GENERAL MERCHANDISE GROUP, GENERAL STORES— KIND OF BUSINESS, BY STATE: 1948—Continued

[See text for explanatory material]

Kind of business and merchandise line	Merchandise line sales (Thousand dollars)	Stores reporting merchandise line: Number	Stores reporting merchandise line: Total sales (Thousand dollars)	Merchandise line sales (Thousand dollars)	Stores reporting merchandise line: Number	Stores reporting merchandise line: Total sales (Thousand dollars)	Merchandise line sales (Thousand dollars)	Stores reporting merchandise line: Number	Stores reporting merchandise line: Total sales (Thousand dollars)	Merchandise line sales (Thousand dollars)	Stores reporting merchandise line: Number	Stores reporting merchandise line: Total sales (Thousand dollars)	Merchandise line sales (Thousand dollars)	Stores reporting merchandise line: Number	Stores reporting merchandise line: Total sales (Thousand dollars)
	TEXAS			UTAH			VERMONT			VIRGINIA			WASHINGTON		
DEPARTMENT STORES															
Large stores and multiunits analyzing merchandise line sales, total	[illegible]	130	...	[illegible]	13	...	8,282	10	...	139,196	77	...	212,994	55	...
Main store															
Piece goods and household textiles:															
Silks, velvets, synthetics, woolen yard goods	[illegible]	107	[illegible]	1,348	12	47,796	87	9	(x)	3,690	66	132,375	4,069	54	(x)
Cotton yard goods	[illegible]	105	[illegible]	921	10	35,728	68	9	(x)	2,494	63	118,333	2,278	50	209,225
Linens and towels	[illegible]	103	[illegible]	880	10	35,728	61	9	(x)	1,961	70	130,548	2,114	49	208,154
Domestics, blankets, comforters, spreads	[illegible]	104	[illegible]	2,464	13	47,796	138	9	(x)	2,761	71	127,319	4,593	54	(x)
Small wares:															
Laces, ribbons, notions, needlework	[illegible]	105	[illegible]	937	13	47,796	47	9	(x)	2,817	67	132,144	4,172	55	212,994
Toiletries, drugs, drug sundries	8,517	63	433,229	[illegible]	11	(x)	(1)	3	(x)	2,229	62	121,328	3,254	30	172,997
Silverware, clocks, fine jewelry, watches	[illegible]	37	383,614	[illegible]	6	34,031	...	...	...	1,533	44	98,941	1,748	22	165,291
Costume jewelry	[illegible]	[illegible]	[illegible]	428	11	(x)	25	4	2,223	886	28	95,335	1,147	31	178,568
Books, magazines, stationery	[illegible]	44	184,038	521	8	40,203	(1)	2	(x)	1,675	47	111,241	3,299	24	163,325
Women's and misses' ready-to-wear accessories:															
Neckwear, scarfs, handkerchiefs	3,160	104	[illegible]	421	11	(x)	27	10	8,282	1,568	74	136,768	1,815	46	205,579
Millinery	[illegible]	74	368,287	416	12	(x)	73	4	4,428	[illegible]	65	125,635	[illegible]	37	159,795
Women's, children's gloves	[illegible]	102	[illegible]	248	11	(x)	27	10	8,282	762	69	127,882	1,083	50	207,768
Corsets and brassieres	[illegible]	107	[illegible]	618	12	(x)	108	10	8,282	1,872	73	136,640	2,896	52	210,628
Women's, children's hosiery	[illegible]	107	[illegible]	1,221	13	47,796	160	10	8,282	3,615	75	(x)	4,692	53	(x)
Underwear, slips, negligees, robes	[illegible]	108	(x)	1,570	13	47,796	187	9	(x)	[illegible]	77	139,195	6,066	53	(x)
Infants' wear	[illegible]	107	[illegible]	[illegible]	13	47,796	261	10	8,282	3,471	72	134,656	[illegible]	53	(x)
Handbags, small leather goods	[illegible]	104	[illegible]	361	13	47,796	94	10	8,282	1,420	69	128,186	1,604	51	208,862
Women's, children's shoes	[illegible]	108	(x)	2,671	13	47,796	172	8	(x)	[illegible]	72	133,272	7,160	52	210,628
Women's and misses' ready-to-wear apparel:															
Women's, misses', juniors' coats and suits	16,335	107	417,267	[illegible]	13	47,796	367	10	8,282	7,524	75	(x)	7,759	52	182,437
Women's, misses', juniors' dresses	[illegible]	107	416,214	1,882	13	47,796	318	10	8,282	7,643	74	134,649	5,711	52	182,437
Girls' and teen-age wear	[illegible]	93	436,364	[illegible]	10	[illegible]	62	8	(x)	[illegible]	68	130,704	2,303	41	188,225
Blouses, skirts, sportswear	[illegible]	110	495,288	1,248	13	47,796	179	10	8,282	4,649	72	131,293	5,425	55	212,994
Aprons, housedresses and uniforms	[illegible]	98	431,161	719	13	47,796	104	8	(x)	2,063	61	115,207	[illegible]	55	212,994
Furs	[illegible]	64	360,900	314	9	38,630	115	8	(x)	644	52	94,825	1,121	38	157,418
Men's and boys' wear:															
Men's clothing	[illegible]	107	[illegible]	[illegible]	13	47,796	318	9	(x)	5,238	58	110,502	6,252	48	205,611
Men's furnishings, hats	[illegible]	108	(x)	[illegible]	13	47,796	49	9	(x)	6,422	74	136,889	11,081	53	(x)
Boys' wear	10,241	107	[illegible]	[illegible]	11	(x)	21	8	(x)	3,447	67	125,136	4,145	52	209,988
Men's, boys' shoes and slippers	[illegible]	101	[illegible]	835	13	47,796	[illegible]	7	[illegible]	[illegible]	57	105,123	3,172	50	209,305
Home furnishings:															
Furniture, beds, mattresses, springs	[illegible]	80	[illegible]	[illegible]	10	35,901	(1)	7	(x)	3,922	40	84,633	8,914	49	207,076
Floor coverings	[illegible]	91	[illegible]	[illegible]	10	35,901	(1)	8	(x)	[illegible]	67	122,891	6,888	50	209,133
Draperies, curtains, upholstery, lamps and shades	[illegible]	107	[illegible]	1,535	12	(x)	138	9	(x)	[illegible]	72	136,161	6,176	53	(x)
Major household appliances	[illegible]	95	[illegible]	[illegible]	10	[illegible]	680	7	7,088	5,704	37	111,109	[illegible]	48	196,083
China, glassware, housewares (inc. electric)	[illegible]	108	(x)	[illegible]	11	(x)	173	8	(x)	[illegible]	70	[illegible]	8,472	53	(x)
Radios, phonographs, television, records, etc	[illegible]	90	[illegible]	[illegible]	10	[illegible]	203	7	7,088	[illegible]	31	104,854	[illegible]	44	185,701
Miscellaneous merchandise departments:															
Toys, games, sporting goods, cameras	[illegible]	91	[illegible]	[illegible]	13	47,796	(1)	7	(x)	[illegible]	70	[illegible]	6,921	49	208,232
Luggage	[illegible]	[illegible]	[illegible]	[illegible]	10	[illegible]	[illegible]	8	(x)	[illegible]	[illegible]	[illegible]	[illegible]	[illegible]	[illegible]
Candy, groceries, other foods	[illegible]	[illegible]	[illegible]	[illegible]	[illegible]	36,017	(1)	2	(x)	[illegible]	18	[illegible]	[illegible]	20	150,780
Restaurant and fountain	[illegible]	21	[illegible]	[illegible]	4	28,401	...	...	...	[illegible]	23	[illegible]	[illegible]	10	100,995
Packaged liquors and wines	[illegible]	[illegible]	(x)	...	...	...	...	...	...	...	...	...	...	...	...
Paint and wallpaper	[illegible]	68	[illegible]	(1)	6	(x)	(1)	6	(x)	[illegible]	18	[illegible]	[illegible]	34	[illegible]
Hardware	[illegible]	64	[illegible]	[illegible]	6	[illegible]	(1)	6	(x)	(1)	15	(x)	[illegible]	33	[illegible]
Lighting, electrical supplies	(1)	61	(x)	(1)	3	(x)	(1)	6	(x)	(1)	13	(x)	(1)	30	(x)
Heating, plumbing equipment and supplies	(1)	62	(x)	[illegible]	5	[illegible]	(1)	6	(x)	(1)	13	(x)	[illegible]	29	[illegible]
Building materials	[illegible]	60	[illegible]	(1)	3	(x)	(1)	6	(x)	(1)	12	(x)	(1)	28	(x)
Farm equipment, implements, machinery	[illegible]	[illegible]	[illegible]	(1)	5	(x)	(1)	6	(x)	(1)	10	(x)	[illegible]	29	[illegible]
Tires, batteries, and accessories	[illegible]	[illegible]	[illegible]	(1)	5	(x)	(1)	6	(x)	(1)	15	(x)	(1)	30	(x)
Gasoline and lubricants	[illegible]	[illegible]	[illegible]	(1)	2	(x)	(1)	5	(x)	(1)	4	(x)	(1)	17	(x)
Basement store															
Piece goods and household textiles	[illegible]	18	[illegible]	(1)	1	(x)	(1)	1	(x)	741	5	54,720	1,238	6	80,211
Women's, misses' ready-to-wear:															
Intimate apparel, other accessories	[illegible]	[illegible]	[illegible]	(1)	1	(x)	(1)	2	(x)	[illegible]	[illegible]	57,395	[illegible]	6	80,211
Coats, suits, dresses	[illegible]	19	[illegible]	(1)	1	(x)	(1)	2	(x)	[illegible]	8	59,518	2,133	6	80,211
Blouses, skirts, sportswear	[illegible]	[illegible]	[illegible]	(1)	1	(x)	(1)	1	(x)	(1)	3	(x)	681	6	80,211
Infants' and children's wear	[illegible]	14	[illegible]	(1)	1	(x)	...	...	...	(1)	3	(x)	830	4	63,672
Men's and boys' wear:															
Men's clothing, furnishings	[illegible]	[illegible]	[illegible]	(1)	1	(x	(1)	1	(x)	1,251	6	56,434	1,725	6	80,211
Boys' wear	[illegible]	1	[illegible]	(1)	1	(x)	...	...	...	[illegible]	4	[illegible]	[illegible]	4	66,123
Home furnishings	[illegible]	[illegible]	[illegible]	...	...	...	...	...	...	(1)	[illegible]	(x)	(1)	3	(x)
Shoes	[illegible]	[illegible]	[illegible]	(1)	1	(x)	...	...	...	831	6	[illegible]	[illegible]	[illegible]	72,054
Other															
Other sales and receipts	[illegible]	...	...	[illegible]	...	...	[illegible]	...	...	11,714	...	...	16,720	...	...
Not analyzing merchandise line sales	...	...	...	...	...	...	...	...	...	...	...	...	1,284	1	...
Small single unit stores	...	...	...	...	...	...	...	...	...	...	...	...	...	...	...

Table 18D.—MERCHANDISE LINE SALES OF LARGE STORES AND MULTIUNITS—GENERAL MERCHANDISE GROUP, GENERAL STORES— KIND OF BUSINESS, BY STATE: 1948—Continued

[See text for explanatory material]

Kind of business and merchandise line	Merchandise line sales (Thousand dollars)	Stores reporting merchandise line: Number	Stores reporting merchandise line: Total sales (Thousand dollars)	Merchandise line sales (Thousand dollars)	Stores reporting merchandise line: Number	Stores reporting merchandise line: Total sales (Thousand dollars)	Merchandise line sales (Thousand dollars)	Stores reporting merchandise line: Number	Stores reporting merchandise line: Total sales (Thousand dollars)	Merchandise line sales (Thousand dollars)	Stores reporting merchandise line: Number	Stores reporting merchandise line: Total sales (Thousand dollars)	Merchandise line sales (Thousand dollars)	Stores reporting merchandise line: Number	Stores reporting merchandise line: Total sales (Thousand dollars)
	WEST VIRGINIA			WISCONSIN			WYOMING								
DEPARTMENT STORES															
Large stores and multiunits—															
Analyzing merchandise line sales, total	64,112	32	...	238,269	79	...	6,442	6	..						
Main store															
Piece goods and household textiles:															
Silks, velvets, synthetics, woolen yard goods	1,934	30	(x)	4,657	76	231,324	170	6	6,442						
Cotton yard goods	(1)	28	(x)	2,261	71	220,680	125	6	6,442						
Linens and towels	(1)	30	(x)	2,987	73	233,784	100	6	6,442						
Domestics, blankets, comforters, spreads	1,487	30	(x)	5,795	78	(x)	222	6	6,442						
Small wares:															
Laces, ribbons, notions, needlework	(1)	27	(x)	4,718	77	(x)	80	5	(x)						
Toiletries, drugs, drug sundries	854	19	41,860	4,674	51	200,704	(1)	3	(x)						
Silverware, clocks, fine jewelry, watches	(1)	11	(x)	1,642	26	108,408	(1)	3	(x)						
Costume jewelry	444	19	41,524	1,943	41	127,117	(1)	2	(x)						
Books, magazines, stationery	384	16	37,404	2,830	54	141,20	(1)	3	(x)						
Women's and misses' ready-to-wear accessories															
Neckwear, scarfs, handkerchiefs	591	28	58,121	2,844	67	216,230	31	6	6,442						
Millinery	799	23	47,418	2,728	59	218,28[illegible]	(1)	3	(x)						
Women's, children's gloves	352	30	(x)	1,306	73	230,413	20	5	(x)						
Corsets and brassieres	1,0[illegible]	32	64,112	3,677	78	(x)	69	6	6,442						
Women's, children's hosiery	1,308	30	(x)	3,479	78	(x)	200	6	6,442						
Underwear, slips, negligees, robes	2,300	30	(x)	7,900	78	(x)	206	6	6,442						
Infants' wear	1,921	30	(x)	6,291	79	236,26	135	5	(x)						
Handbags, small leather goods	600	30	(x)	1,929	70	226,567	30	5	(x)						
Women's, children's shoes	2,713	28	58,634	7,561	74	233,285	230	5	(x)						
Women's and misses' ready-to-wear apparel:															
Women's, misses', juniors' coats and suits	3,436	29	64,311	4,043	72	229,240	361	6	6,442						
Women's, misses', juniors' dresses	2,905	29	64,311	9,030	71	231,604	353	6	6,442						
Girls' and teen-age wear	1,233	29	57,95[illegible]	3,488	65	221,285	121	4	6,442						
Blouses, skirts, sportswear	(1)	30	(x)	6,579	71	225,143	178	5	(x)						
Aprons, housedresses and uniforms	1,048	28	53,117	3,365	63	211,035	80	5	(x)						
Furs	368	24	54,151	1,207	44	203,324	(1)	3	(x)						
Men's and boys' wear:															
Men's clothing	(1)	24	(x)	7,318	70	222,146	(1)	5	(x)						
Men's furnishings, hats	3,347	32	64,112	11,307	75	234,814	(1)	4	(x)						
Boys' wear	(1)	30	(x)	4,282	70	222,478	(1)	4	(x)						
Men's, boys' shoes and slippers	(1)	22	(x)	2,381	61	211,161	(1)	4	(x)						
Home furnishings:															
Furniture, beds, mattresses, springs	3,081	25	53,473	8,932	58	211,424	(1)	5	(x)						
Floor coverings	2,023	27	57,925	7,108	74	232,690	174	6	6,442						
Draperies, curtains, upholstery, lamps and shades	2,140	30	(x)	7,554	77	(x)	180	6	6,442						
Major household appliances	3,587	27	58,406	10,660	68	215,796	(1)	3	(x)						
China, glassware, housewares (inc electric)	(1)	28	(x)	10,222	76	237,305	(1)	4	(x)						
Radios, phonographs, television, records, etc	1,024	27	59,241	3,998	63	212,633	(1)	4	(x)						
Miscellaneous merchandise departments															
Toys, games, sporting goods, cameras	1,4[illegible]	28	54,261	7,008	67	225,745	(1)	5	(x)						
Luggage	204	25	56,052	1,015	65	224,814	(1)	4	(x)						
Candy, groceries, other foods	(1)	14	(x)	13,118	34	185,244	(1)	2	(x)						
Restaurant and fountain	(1)	2	(x)	1,983	18	130,283	...	...	...						
Packaged liquors and wines	...	...	...	(1)	4	(x)	...	...	...						
Paint and wallpaper	335	18	14,028	1,912	43	117,349	(1)	2	(x)						
Hardware	651	11	20,378	3,907	38	137,613	(1)	2	(x)						
Lighting, electrical supplies	(1)	10	(x)	(1)	30	(x)	(1)	2	(x)						
Heating, plumbing equipment and supplies	(1)	11	(x)	(1)	31	(x)	(1)	2	(x)						
Building materials	(1)	10	(x)	(1)	27	(x)	(1)	2	(x)						
Farm equipment, implements, machinery	(1)	8	(x)	(1)	26	(x)	(1)	2	(x)						
Tires, batteries, and accessories	(1)	10	(x)	(1)	30	(x)	(1)	2	(x)						
Gasoline and lubricants	(1)	8	(x)	291	21	66,301	(1)	2	(x)						
Basement store															
Piece goods and household textiles	218	3	8,518	1,475	4	67,915	...	...	...						
Women's, misses' ready-to-wear:															
Intimate apparel, other accessories	620	6	20,019	1,414	5	83,485	...	...	...						
Coats, suits, dresses	1,002	9	24,985	932	6	78,768	...	..	...						
Blouses, skirts, sportswear	177	6	20,019	551	4	73,385	...	...	...						
Infants' and children's wear	433	5	15,247	(1)	3	(x)	...	...	...						
Men's and boys' wear:															
Men's clothing, furnishings	274	5	15,321	(1)	2	(x)	...	..	...						
Boys' wear	(1)	2	(x)	(1)	2	(x)	...	...	...						
Home furnishings	(1)	2	(x)	(1)	4	(x)	..	...	...						
Shoes	622	23	898	964	5	79,471	...	...	...						
Other															
Other sales and receipts	17,439	...	...	27,398	...	...	3,365	...	...						
Not analyzing merchandise line sales	1,795	3	...	404	1	...	...	...	...						
Small single unit stores	...	...	...	...	...	...	...	...	...						

See footnotes at end of table.

Table 18D.—MERCHANDISE LINE SALES OF LARGE STORES AND MULTIUNITS—GENERAL MERCHANDISE GROUP, GENERAL STORES— KIND OF BUSINESS, BY STATE: 1948—Continued

[See text for explanatory material]

Column heads for each state: Merchandise line sales (Thousand dollars); Stores reporting merchandise line: Number; Total sales (Thousand dollars)

DRY GOODS, GENERAL MERCHANDISE STORES

Kind of business and merchandise line	ALABAMA Merch. line sales	Number	Total sales	ARIZONA Merch. line sales	Number	Total sales	ARKANSAS Merch. line sales	Number	Total sales	CALIFORNIA Merch. line sales	Number	Total sales	COLORADO Merch. line sales	Number	Total sales
Large stores and multiunits															
Analyzing merchandise line sales, total	[illegible]	[illegible]	...	[illegible]	44	...	41,084	213	...	167,239	602	...	33,233	49	...
Men's, boys' clothing, furnishings	[illegible]	[illegible]	30,108	6,617	33	23,137	8,874	197	38,100	38,366	446	144,466	7,247	87	31,394
Women's, girls', infants' apparel, accessories	4,367	224	38,206	5,908	38	23,387	9,345	188	37,[illegible]	53,499	407	146,533	9,669	92	32,371
Shoes and rubber footwear	[illegible]	181	[illegible]	2,251	41	24,140	3,927	181	[illegible]	11,315	348	123,736	3,790	80	30,186
Dry goods, bedding, needlework, notions, etc	[illegible]	[illegible]	39,338	4,502	43	24,647	6,737	176	38,[illegible]	40,117	526	144,146	6,094	74	31,465
Furniture, house furnishings, appliances	[illegible]	96	[illegible]	[illegible]	29	16,947	[illegible]	111	24,517	7,527	389	111,217	1,402	69	27,348
Building materials, elect. supplies, hardware	1,464	[illegible]	15,484	898	11	6,298	1,283	67	11,697	3,826	127	18,929	432	14	4,160
Farm, garden implements and supplies	[illegible]	58	9,798	122	7	2,597	2,372	57	10,[illegible]	786	47	6,997	286	7	1,221
Drugs, medicines, toiletries, cosmetics	288	60	14,565	308	31	18,045	375	69	17,593	1,908	207	107,120	181	54	24,440
Cigars, cigarettes, tobacco	277	43	6,155	131	10	3,196	373	42	7,210	595	20	4,359	243	6	2,779
Groceries, confectionery, beverages	[illegible]	71	13,961	2,628	18	13,722	2,558	69	13,553	1,401	51	45,482	932	12	11,544
Gasoline, lubricants, fuel oil	374	28	3,341	505	10	3,748	131	17	2,448	67	13	1,760	252	7	2,946
Other sales	1,149	...	...	1,520	...	...	1,245	...	...	7,332	...	...	905	...	...
Not analyzing merchandise line sales	1,775	13	..	600	9	...	1,770	12	...	6,751	54	...	467	3	...
Small single unit stores	[illegible],199	730	...	4,104	119	...	17,162	481	...	24,172	894	...	4,849	157	...

Kind of business and merchandise line	CONNECTICUT Merch. line sales	Number	Total sales	DELAWARE Merch. line sales	Number	Total sales	DISTRICT OF COLUMBIA Merch. line sales	Number	Total sales	FLORIDA Merch. line sales	Number	Total sales	GEORGIA Merch. line sales	Number	Total sales
Large stores and multiunits															
Analyzing merchandise line sales, total	24,759	87	...	3,173	13	...	3,229	18	...	51,455	164	...	45,967	250	...
Men's, boys' clothing, furnishings	2,738	39	19,023	506	8	1,280	558	9	2,146	7,184	108	42,634	8,879	210	38,588
Women's, girls', infants' apparel, accessories	8,110	50	21,520	395	9	1,296	652	10	2,165	8,813	104	41,631	11,560	206	38,860
Shoes and rubber footwear	985	31	15,930	132	7	1,253	134	7	1,174	2,771	81	38,258	4,860	205	39,830
Dry goods, bedding, needlework, notions, etc	7,140	81	24,248	1,058	11	2,020	1,092	12	1,758	12,677	151	49,174	8,553	231	43,343
Furniture, house furnishings, appliances	870	29	16,358	48	7	1,117	659	6	1,386	2,630	76	39,768	2,773	118	30,111
Building materials, elect. supplies, hardware	488	9	3,263	(1)	3	(x)	(1)	4	(x)	1,743	32	23,581	2,701	75	12,668
Farm, garden implements and supplies	(1)	2	(x)	(1)	1	(x)	...	...	...	265	13	3,772	1,721	54	9,289
Drugs, medicines, toiletries, cosmetics	628	22	15,852	4	5	876	(1)	1	(x)	1,788	47	31,927	341	79	20,933
Cigars, cigarettes, tobacco	26	[illegible]	1,256	...	...	...	...	...	...	1,248	17	17,597	294	46	6,642
Groceries, confectionery, beverages	500	6	11,924	(1)	1	(x)	...	...	...	5,832	20	24,609	3,077	70	14,093
Gasoline, lubricants, fuel oil	(1)	3	(x)	...	...	...	...	...	...	508	6	16,128	118	19	3,049
Other sales	2,884	...	...	30	...	...	134	...	...	5,396	...	...	1,090	...	...
Not analyzing merchandise line sales	1,097	6	...	...	...	...	1,620	3	...	1,427	15	...	2,456	24	...
Small single unit stores	7,[illegible]	302	...	460	34	...	1,035	38	...	10,326	346	...	18,379	507	...

Kind of business and merchandise line	IDAHO Merch. line sales	Number	Total sales	ILLINOIS Merch. line sales	Number	Total sales	INDIANA Merch. line sales	Number	Total sales	IOWA Merch. line sales	Number	Total sales	KANSAS Merch. line sales	Number	Total sales
Large stores and multiunits															
Analyzing merchandise line sales, total	17,606	72	...	120,567	403	...	46,008	167	...	51,701	219	...	39,863	175	...
Men's, boys' clothing, furnishings	[illegible]	68	16,759	22,438	295	96,435	12,690	143	40,688	11,270	169	41,651	10,883	158	36,199
Women's, girls', infants' apparel, accessories	4,968	68	17,[illegible]	42,140	325	106,835	15,513	151	43,646	17,889	199	49,009	11,853	163	38,055
Shoes and rubber footwear	[illegible]	69	16,639	8,710	234	81,851	3,961	132	39,168	4,161	158	43,463	3,89[illegible]	152	36,270
Dry goods, bedding, needlework, notions, etc	[illegible],138	72	17,176	27,524	372	114,678	9,270	163	45,824	9,774	209	49,679	8,849	162	38,171
Furniture, house furnishings, appliances	784	51	14,689	9,774	199	79,692	2,400	102	35,387	3,031	158	43,833	1,659	110	30,394
Building materials, elect. supplies, hardware	[illegible]	9	1,432	1,536	70	13,020	550	24	3,900	674	25	5,679	267	18	2,573
Farm, garden implements and supplies	(1)	1	(x)	996	32	5,752	128	5	319	1,613	21	5,112	626	6	2,061
Drugs, medicines, toiletries, cosmetics	105	41	13,2[illegible]	967	122	52,422	154	75	29,467	304	107	35,371	80	92	26,235
Cigars, cigarettes, tobacco	12	[illegible]	[illegible]	380	21	3,065	43	7	1,316	26	9	1,328	(1)	3	(x)
Groceries, confectionery, beverages	[illegible]	10	3,744	1,298	53	16,939	483	17	8,555	1,328	49	13,107	299	11	5,035
Gasoline, lubricants, fuel oil	(1)	[illegible]	(x)	79	17	2,875	(1)	4	(x)	12	6	1,390	(1)	2	(x)
Other sales	[illegible]	...	...	4,[illegible]	...	...	816	...	...	1,619	...	...	1,455	...	...
Not analyzing merchandise line sales	[illegible]	4	...	4,299	34	...	1,235	10	...	982	8	...	883	6	...
Small single unit stores	1,872	52	...	28,191	872	...	11,864	361	...	11,334	317	...	6,920	226	...

Kind of business and merchandise line	KENTUCKY Merch. line sales	Number	Total sales	LOUISIANA Merch. line sales	Number	Total sales	MAINE Merch. line sales	Number	Total sales	MARYLAND Merch. line sales	Number	Total sales	MASSACHUSETTS Merch. line sales	Number	Total sales
Large stores and multiunits															
Analyzing merchandise line sales, total	47,618	265	...	47,400	231	...	7,937	44	...	11,951	65	...	[illegible]8,792	170	...
Men's, boys' clothing, furnishings	10,[illegible]	238	43,415	11,[illegible]	193	43,359	1,321	33	6,010	2,033	54	10,040	2,869	52	11,506
Women's, girls', infants' apparel, accessories	[illegible],774	[illegible]	44,883	12,[illegible]03	200	43,723	2,852	32	6,174	3,882	58	11,472	6,518	74	21,767
Shoes and rubber footwear	5,357	222	4[illegible],600	[illegible],870	167	39,885	332	19	4,214	696	35	5,637	748	29	7,260
Dry goods, bedding, needlework, notions, etc	[illegible]	[illegible]	47,507	[illegible]	224	43,317	1,809	40	7,559	1,707	54	9,254	12,470	162	27,759
Furniture, house furnishings, appliances	[illegible],096	[illegible]	39,533	[illegible],781	111	33,396	286	23	5,504	2,516	43	4,826	4,482	52	19,439
Building materials, elect. supplies, hardware	[illegible]	[illegible]	19,[illegible]	1,365	62	12,266	307	9	1,67[illegible]	146	12	1,566	201	9	2,103
Farm, garden implements and supplies	[illegible]	[illegible]	11,[illegible]	1,[illegible]	38	7,108	(1)	[illegible]	(x)	[illegible]	6	673	(1)	4	(x)
Drugs, medicines, toiletries, cosmetics	[illegible]	[illegible]	23,[illegible]	[illegible]	72	24,376	68	13	4,168	110	22	4,462	150	30	9,288
Cigars, cigarettes, tobacco	[illegible]	[illegible]	10,[illegible]	203	41	6,278	68	7	778	[illegible]	6	655	(1)	3	(x)
Groceries, confectionery, beverages	[illegible]	[illegible]	[illegible]	[illegible]	65	17,441	236	8	1,40[illegible]	[illegible]	4	1,394	59	5	334
Gasoline, lubricants, fuel oil	[illegible]	36	[illegible]	[illegible]	19	2,477	(1)	4	(x)	(1)	4	(x)	(1)	1	(x)
Other sales	[illegible]	...	...	[illegible]	...	...	658	...	...	[illegible]	...	...	1,302	...	...
Not analyzing merchandise line sales	[illegible]	26	...	[illegible]	[illegible]	...	521	6	...	[illegible]	3	...	[illegible],056	16	...
Small single unit stores	16,3[illegible]	[illegible]	...	[illegible]	[illegible]	...	3,456	135	...	[illegible]	[illegible]	...	13,836	654	...

Kind of business and merchandise line	MICHIGAN Merch. line sales	Number	Total sales	MINNESOTA Merch. line sales	Number	Total sales	MISSISSIPPI Merch. line sales	Number	Total sales	MISSOURI Merch. line sales	Number	Total sales	MONTANA Merch. line sales	Number	Total sales
Large stores and multiunits															
Analyzing merchandise line sales, total	[illegible]	[illegible]	...	[illegible]	[illegible]	...	[illegible]	[illegible]	...	[illegible]	[illegible]	...	25,378	87	...
Men's, boys' clothing, furnishings	[illegible]	[illegible]	[illegible]	[illegible]	190	51,[illegible]	8,150	176	[illegible]	15,587	224	72,[illegible]	[illegible]	83	23,523
Women's, girls', infants' apparel, accessories	[illegible]	[illegible]	[illegible]	[illegible]	184	56,[illegible]	8,791	173	34,[illegible]	30,705	227	79,387	7,544	87	25,378
Shoes and rubber footwear	[illegible]	[illegible]	[illegible]	[illegible]	[illegible]	[illegible]	[illegible]	170	[illegible]	10,009	196	74,221	[illegible]	80	23,683
Dry goods, bedding, needlework, notions, etc	[illegible]	[illegible]	[illegible]	[illegible]	[illegible]	[illegible]	[illegible]	182	[illegible]	18,[illegible]	[illegible]	[illegible]	3,425	83	24,107
Furniture, house furnishings, appliances	[illegible]	[illegible]	[illegible]	[illegible]	[illegible]	48,889	1,364	[illegible]	[illegible]	3,411	136	[illegible]	1,723	64	20,455
Building materials, elect. supplies, hardware	[illegible]	[illegible]	[illegible]	1,48[illegible]	[illegible]	16,16[illegible]	1,747	67	[illegible]	1,076	58	10,684	824	22	6,832
Farm, garden implements and supplies	[illegible]	[illegible]	[illegible]	[illegible]	33	11,803	[illegible]	38	[illegible]	1,428	36	6,861	1,067	14	4,977
Drugs, medicines, toiletries, cosmetics	[illegible]	[illegible]	[illegible]	[illegible]	[illegible]	[illegible]	[illegible]	[illegible]	[illegible]	[illegible]	[illegible]	36,133	281	71	22,650
Cigars, cigarettes, tobacco	[illegible]	[illegible]	[illegible]	[illegible]	[illegible]	3,190	[illegible]	[illegible]	11,[illegible]	[illegible]	28	6,000	38	6	1,461
Groceries, confectionery, beverages	[illegible]	[illegible]	[illegible]	[illegible]	[illegible]	[illegible]	[illegible]	87	[illegible]	[illegible]	[illegible]	21,539	[illegible]	11	6,240
Gasoline, lubricants, fuel oil	[illegible]	[illegible]	[illegible]	319	[illegible]	[illegible]	213	21	[illegible]	[illegible]	19	3,479	(1)	2	(x)
Other sales	[illegible]	...	...	[illegible]	...	...	1,388	...	...	[illegible],110	...	...	1,253	...	...
Not analyzing merchandise line sales	[illegible]	[illegible]	...	[illegible]	[illegible]	...	[illegible]	14	...	[illegible]	16	...	216	[illegible]	...
Small single unit stores	[illegible]	[illegible]	...	[illegible]	[illegible]	...	[illegible]	[illegible]	...	[illegible]	[illegible]	...	1,921	50	...

Table 18D.—MERCHANDISE LINE SALES OF LARGE STORES AND MULTIUNITS—GENERAL MERCHANDISE GROUP, GENERAL STORES— KIND OF BUSINESS, BY STATE: 1948—Continued

[See text for explanatory material]

DRY GOODS, GENERAL MERCHANDISE STORES

Column key for each state: Merchandise line sales (Thousand dollars) / Stores reporting merchandise line: Number / Stores reporting merchandise line: Total sales (Thousand dollars)

Kind of business and merchandise line	NEBRASKA Merchandise line sales (Thousand dollars)	Number	Total sales (Thousand dollars)	NEVADA Merchandise line sales (Thousand dollars)	Number	Total sales (Thousand dollars)	NEW HAMPSHIRE Merchandise line sales (Thousand dollars)	Number	Total sales (Thousand dollars)	NEW JERSEY Merchandise line sales (Thousand dollars)	Number	Total sales (Thousand dollars)	NEW MEXICO Merchandise line sales (Thousand dollars)	Number	Total sales (Thousand dollars)
Large stores and multiunits—															
Analyzing merchandise line sales, total	32,717	135	...	5,799	22	...	5,715	39	...	25,908	183	...	17,002	65	...
Men's, boys' clothing, furnishings	9,036	120	30,401	1,403	21	5,677	584	16	3,166	3,088	79	14,256	4,614	56	15,805
Women's, girls', infants' apparel, accessories	9,445	125	31,265	1,581	20	5,576	1,766	19	4,663	5,339	94	16,610	4,614	57	16,1[illegible]
Shoes and rubber footwear	3,389	110	28,508	543	17	4,799	183	10	1,855	721	40	7,000	1,869	56	15,8[illegible]
Dry goods, bedding, needlework, notions, etc	6,826	131	32,171	689	19	5,223	1,866	33	5,353	12,916	171	23,797	3,722	63	16,71[illegible]
Furniture, house furnishings, appliances	1,533	76	22,182	427	15	4,146	638	15	4,01[illegible]	2,705	51	10,578	464	34	1[illegible],738
Building materials, elect. supplies, hardware	325	12	2,982	224	6	1,357	188	5	1,092	198	12	1,398	320	17	2,16[illegible]
Farm, garden implements and supplies	343	8	1,766	(1)	3	(x)	(1)	1	(x)	192	5	523	183	11	1,713
Drugs, medicines, toiletries, cosmetics	[illegible]	64	20,154	49	12	4,172	85	10	2,793	78	24	3,939	54	29	9,934
Cigars, cigarettes, tobacco	(1)	3	(x)	(1)	3	(x)	(1)	4	(x)	(1)	3	(x)	18	7	819
Groceries, confectionery, beverages	256	13	6,727	408	7	1,913	109	5	1,053	43	5	495	461	16	3,750
Gasoline, lubricants, fuel oil	(1)	4	(x)	(1)	3	(x)	(1)	1	(x)	(1)	2	(x)	91	5	643
Other sales	1,397	...	...	475	...	...	296	...	...	6[illegible]8	...	...	592	...	...
Not analyzing merchandise line sales	873	5	...	...	...	...	325	2	...	1,063	11	...	1,557	6	...
Small single unit stores	3,053	86	...	417	12	...	1,956	86	...	22,618	1,030	...	3,426	116	...

Kind of business and merchandise line	NEW YORK Merchandise line sales (Thousand dollars)	Number	Total sales (Thousand dollars)	NORTH CAROLINA Merchandise line sales (Thousand dollars)	Number	Total sales (Thousand dollars)	NORTH DAKOTA Merchandise line sales (Thousand dollars)	Number	Total sales (Thousand dollars)	OHIO Merchandise line sales (Thousand dollars)	Number	Total sales (Thousand dollars)	OKLAHOMA Merchandise line sales (Thousand dollars)	Number	Total sales (Thousand dollars)
Large stores and multiunits—															
Analyzing merchandise line sales, total	91,681	492	...	81,669	366	...	19,291	66	...	80,073	325	...	58,267	227	...
Men's, boys' clothing, furnishings	12,650	248	58,408	15,738	297	73,483	5,609	62	18,738	17,390	256	66,489	16,294	213	56,278
Women's, girls', infants' apparel, accessories	16,678	261	57,538	22,2[illegible]	294	73,479	6,091	64	19,161	28,884	286	73,647	18,253	216	56,618
Shoes and rubber footwear	[illegible],918	150	40,931	8,183	282	71,873	[illegible],305	65	19,270	4,501	171	52,848	6,294	206	54,260
Dry goods, bedding, needlework, notions, etc	34,89[illegible]	451	84,4[illegible]1	14,183	335	77,6[illegible]2	2,643	65	19,145	16,458	287	74,997	11,660	223	57,047
Furniture, house furnishings, appliances	6,705	183	50,8[illegible]6	4,438	240	60,928	858	53	17,707	[illegible]	180	58,135	1,456	107	31,456
Building materials, elect supplies, hardware	2,038	73	24,349	3,276	90	20,759	180	13	2,253	1,741	73	14,021	643	40	6,444
Farm, garden implements and supplies	338	14	2,682	6,163	91	19,710	302	8	1,445	[illegible]78	24	4,943	558	17	2,855
Drugs, medicines, toiletries, cosmetics	805	95	32,793	566	157	45,810	197	52	17,014	349	119	43,487	436	92	31,143
Cigars, cigarettes, tobacco	1,493	22	13,950	470	63	15,9[illegible]2	34	10	1,[illegible]96	152	18	3,416	103	14	2,860
Groceries, confectionery, beverages	835	40	19,046	3,803	104	29,9[illegible]	570	19	[illegible],32[illegible]	1,232	42	12,346	802	26	11,778
Gasoline, lubricants, fuel oil	316	13	2,145	[illegible]	32	6,354	(1)	2	(x)	297	17	3,112	22	8	1,156
Other sales	11,973	...	...	[illegible]	...	...	502	...	...	3,020	...	...	1,246	...	...
Not analyzing merchandise line sales	4,469	32	...	303	4	...	470	4	...	1,153	32	...	1,342	10	...
Small single unit stores	65,390	3,142	...	19,988	671	...	[illegible],578	73	...	15,372	530	...	13,161	362	...

Kind of business and merchandise line	OREGON Merchandise line sales (Thousand dollars)	Number	Total sales (Thousand dollars)	PENNSYLVANIA Merchandise line sales (Thousand dollars)	Number	Total sales (Thousand dollars)	RHODE ISLAND Merchandise line sales (Thousand dollars)	Number	Total sales (Thousand dollars)	SOUTH CAROLINA Merchandise line sales (Thousand dollars)	Number	Total sales (Thousand dollars)	SOUTH DAKOTA Merchandise line sales (Thousand dollars)	Number	Total sales (Thousand dollars)
Large stores and multiunits															
Analyzing merchandise line sales, total	36,486	113	...	92,197	352	...	4,411	26	...	39,932	205	...	15,120	60	...
Men's, boys' clothing, furnishings	9,482	94	33,356	23,790	238	76,572	639	13	3,263	8,241	180	35,823	3,681	55	14,643
Women's, girls', infants' apparel, accessories	11,618	99	34,887	21,840	261	80,170	1,381	12	2,951	12,017	182	37,769	3,604	57	14,981
Shoes and rubber footwear	4,381	90	33,794	3,611	205	54,637	204	11	2,814	4,930	158	[illegible],843	1,389	56	14,664
Dry goods, bedding, needlework, notions, etc	7,075	110	36,026	20,723	316	86,788	1,703	26	4,411	[illegible],500	198	37,963	1,978	56	14,529
Furniture, house furnishings, appliances	1,496	76	29,515	6,358	224	74,401	197	10	2,873	1,[illegible]87	113	26,762	634	46	13,305
Building materials, elect supplies, hardware	371	11	1,718	1,663	112	18,655	41	5	69[illegible]	1,4[illegible]	40	7,768	428	12	4,464
Farm, garden implements and supplies	210	5	786	559	61	10,975	...	...	...	634	23	4,231	1,665	13	4,514
Drugs, medicines, toiletries, cosmetics	177	59	26,881	616	163	49,152	(1)	3	(x)	198	70	17,626	110	39	12,489
Cigars, cigarettes, tobacco	23	6	801	884	86	15,688	...	...	...	151	21	3,598	16	7	702
Groceries, confectionery, beverages	580	17	9,478	4,215	106	22,333	...	...	...	1,599	43	11,074	984	15	4,474
Gasoline, lubricants, fuel oil	33	7	825	699	70	14,208	...	...	...	91	11	1,530	60	7	3,038
Other sales	1,040	...	...	[illegible],239	...	...	41	...	...	1,102	...	...	571	...	...
Not analyzing merchandise line sales	170	4	...	3,728	33	...	53	2	...	[illegible],46[illegible]	21	...	301	1	...
Small single unit stores	3,900	111	...	25,720	1,106	...	2,607	143	...	13,261	389	...	3,992	89	...

Kind of business and merchandise line	TENNESSEE Merchandise line sales (Thousand dollars)	Number	Total sales (Thousand dollars)	TEXAS Merchandise line sales (Thousand dollars)	Number	Total sales (Thousand dollars)	UTAH Merchandise line sales (Thousand dollars)	Number	Total sales (Thousand dollars)	VERMONT Merchandise line sales (Thousand dollars)	Number	Total sales (Thousand dollars)	VIRGINIA Merchandise line sales (Thousand dollars)	Number	Total sales (Thousand dollars)
Large stores and multiunits—															
Analyzing merchandise line sales, total	48,012	293	...	178,972	699	...	18,068	64	...	5,866	37	...	47,436	206	...
Men's, boys' clothing, furnishings	11,373	265	44,228	47,555	634	167,735	4,575	57	17,[illegible]45	941	22	3,549	8,719	181	42,379
Women's, girls', infants' apparel, accessories	12,327	269	43,657	50,722	618	170,288	4,784	57	17,328	2,235	30	5,587	11,988	166	38,057
Shoes and rubber footwear	6,181	242	42,466	20,235	616	166,633	2,181	57	16,609	333	19	3,041	4,125	168	41,652
Dry goods, bedding, needlework, notions, etc	10,151	289	46,823	41,770	671	175,117	3,468	63	18,010	1,437	35	5,392	8,234	192	46,034
Furniture, house furnishings, appliances	2,275	133	27,019	4,837	267	90,060	870	44	14,955	330	18	3,583	3,149	139	36,939
Building materials, elect supplies, hardware	889	67	9,724	2,607	107	18,042	485	14	2,548	88	7	1,030	1,988	67	15,821
Farm, garden implements and supplies	640	42	5,322	2,645	79	13,711	258	7	1,355	(1)	2	(x)	3,001	59	12,883
Drugs, medicines, toiletries, cosmetics	321	80	16,086	697	253	88,757	71	38	11,256	39	10	2,094	634	101	29,087
Cigars, cigarettes, tobacco	231	47	5,372	228	52	9,049	(1)	4	(x)	137	5	873	471	60	12,429
Groceries, confectionery, beverages	1,694	57	10,343	3,041	88	32,759	763	16	5,757	(1)	3	(x)	2,907	82	21,632
Gasoline, lubricants, fuel oil	279	29	3,442	230	25	4,410	(1)	4	(x)	(1)	2	(x)	679	54	11,147
Other sales	1,651	...	...	4,405	...	...	613	...	...	326	...	...	1,541	...	...
Not analyzing merchandise line sales	510	10	...	8,327	77	...	159	4	...	166	2	...	544	4	...
Small single unit stores	21,306	630	...	40,285	1,140	...	1,717	52	...	1,153	31	...	11,284	350	...

Kind of business and merchandise line	WASHINGTON Merchandise line sales (Thousand dollars)	Number	Total sales (Thousand dollars)	WEST VIRGINIA Merchandise line sales (Thousand dollars)	Number	Total sales (Thousand dollars)	WISCONSIN Merchandise line sales (Thousand dollars)	Number	Total sales (Thousand dollars)	WYOMING Merchandise line sales (Thousand dollars)	Number	Total sales (Thousand dollars)
Large stores and multiunits												
Analyzing merchandise line sales, total	44,068	162	...	30,035	156	...	57,294	187	...	9,829	39	...
Men's, boys' clothing, furnishings	11,740	147	41,988	[illegible],162	147	28,513	14,088	160	52,140	2,680	37	9,504
Women's, girls', infants' apparel, accessories	12,355	129	40,726	6,788	147	28,919	17,841	162	54,025	2,221	37	7,559
Shoes and rubber footwear	4,492	1[illegible]1	37,616	2,890	145	28,156	4,066	146	49,631	881	33	6,790
Dry goods, bedding, needlework, notions, etc	8,070	145	42,139	4,350	152	29,775	9,491	170	55,330	1,581	37	9,406
Furniture, house furnishings, appliances	1,992	112	37,679	2,410	112	24,840	2,868	130	48,724	128	27	6,232
Building materials, elect supplies, hardware	1,129	46	8,017	[illegible]36	66	12,010	416	47	9,068	60	5	518
Farm, garden implements and supplies	1,533	18	3,702	568	57	10,761	2,324	39	8,[illegible]72	(1)	4	(x)
Drugs, medicines, toiletries, cosmetics	408	94	34,757	410	85	18,968	296	94	38,4[illegible]	150	26	8,156
Cigars, cigarettes, tobacco	93	8	1,952	839	67	12,023	223	39	8,823	11	5	394
Groceries, confectionery, beverages	828	26	15,012	3,203	67	14,221	2,848	73	28,66[illegible]	1,261	6	2,804
Gasoline, lubricants, fuel oil	42	7	1,161	377	39	6,419	544	19	4,318	(1)	2	(x)
Other sales	1,386	...	...	2,[illegible]52	...	...	1,789	...	...	856	...	...
Not analyzing merchandise line sales	1,125	9	...	3,344	28	...	441	7	...	344	4	...
Small single unit stores	5,513	164	...	9,954	348	...	8,947	228	...	594	13	...

See footnotes at end of table.

Table 18D.—MERCHANDISE LINE SALES OF LARGE STORES AND MULTIUNITS—GENERAL MERCHANDISE GROUP, GENERAL STORES— KIND OF BUSINESS, BY STATE: 1948—Continued

[See text for explanatory material]

VARIETY STORES

Kind of business and merchandise line	ALABAMA: Merchandise line sales (Thousand dollars)	ALABAMA: Stores reporting merchandise line: Number	ALABAMA: Stores reporting: Total sales (Thousand dollars)	ARIZONA: Merchandise line sales (Thousand dollars)	ARIZONA: Number	ARIZONA: Total sales (Thousand dollars)	ARKANSAS: Merchandise line sales (Thousand dollars)	ARKANSAS: Number	ARKANSAS: Total sales (Thousand dollars)	CALIFORNIA: Merchandise line sales (Thousand dollars)	CALIFORNIA: Number	CALIFORNIA: Total sales (Thousand dollars)	COLORADO: Merchandise line sales (Thousand dollars)	COLORADO: Number	COLORADO: Total sales (Thousand dollars)
Large stores and multiunits															
Analyzing merchandise line sales, total	[illegible]	145	...	11,406	51	...	13,636	87	...	145,210	773	...	17,736	62	...
Clothing and accessories (all kinds)	[illegible]	1[illegible]	[illegible]	2,022	40	11,543	2,868	87	13,694	28,981	694	142,693	2,792	59	17,637
Dry goods and domestics	4,379	135	35,711	[illegible]	49	11,813	1,611	87	13,694	17,452	692	141,967	1,873	55	17,426
Notions and small wares	3,224	144	35,473	1,086	47	11,603	1,417	86	13,689	14,620	716	135,325	1,837	62	17,736
Hardware, paint, elect. supplies, appliances	[illegible]	135	[illegible]	1,317	48	11,694	1,345	85	13,566	13,304	703	142,829	1,541	58	17,626
House furnishings	[illegible]	135	[illegible]	[illegible]	47	11,603	1,120	83	13,550	14,739	716	143,285	1,525	56	17,560
Drugs and toiletries	[illegible]	135	35,582	793	50	11,777	987	85	13,579	9,916	691	133,701	1,155	58	17,614
Toys, games, books	[illegible]	143	35,893	1,010	46	11,519	1,316	85	13,635	12,681	721	141,938	1,540	58	17,626
Stationery	[illegible]	137	35,431	1,011	43	11,239	1,143	84	13,722	12,544	674	131,240	1,743	59	17,706
Novelty and costume jewelry	[illegible]	115	34,471	275	44	11,344	324	80	13,271	2,892	591	133,633	516	59	17,573
Fountain and meals	1,191	30	21,136	464	14	7,003	269	11	4,589	5,875	165	76,459	1,082	20	12,261
Candy, nuts, confectionery	[illegible]	132	[illegible]	741	43	11,190	939	81	13,459	7,523	605	126,229	1,257	59	17,697
Other sales	[illegible]	...	...	451	...	...	355	...	...	5,683	...	...	875	...	...
Not analyzing merchandise line sales	739	19	...	85	2	...	248	1	...	1,331	27	...	95	3	...
Small single unit stores	3,265	122	...	2,368	119	...	4,806	194	...	28,918	1,179	...	2,924	104	...

Kind of business and merchandise line	CONNECTICUT: Merchandise line sales	CONNECTICUT: Number	CONNECTICUT: Total sales	DELAWARE: Merchandise line sales	DELAWARE: Number	DELAWARE: Total sales	DISTRICT OF COLUMBIA: Merchandise line sales	DISTRICT OF COLUMBIA: Number	DISTRICT OF COLUMBIA: Total sales	FLORIDA: Merchandise line sales	FLORIDA: Number	FLORIDA: Total sales	GEORGIA: Merchandise line sales	GEORGIA: Number	GEORGIA: Total sales
Large stores and multiunits															
Analyzing merchandise line sales, total	36,785	111	...	6,057	20	...	20,237	42	...	49,747	184	...	47,019	263	...
Clothing and accessories (all kinds)	10,790	102	36,304	1,178	18	5,923	4,388	42	20,237	9,841	148	47,752	10,692	222	45,088
Dry goods and domestics	3,438	108	36,623	488	17	5,898	1,530	41	20,137	6,487	165	48,539	5,658	243	46,037
Notions and small wares	2,714	106	35,274	478	20	6,057	1,962	41	20,029	4,786	184	49,747	4,353	254	5,286
Hardware, paint, elect. supplies, appliances	2,493	109	36,680	440	17	5,983	1,609	35	19,927	5,136	172	49,243	4,205	200	43,053
House furnishings	2,856	110	36,703	571	17	5,848	1,604	42	20,237	3,958	154	47,970	3,667	237	45,988
Drugs and toiletries	2,022	102	35,909	364	18	5,872	1,358	42	20,237	3,314	167	48,452	3,044	245	46,306
Toys, games, books	3,009	111	36,785	496	19	6,043	1,776	42	20,237	3,873	178	49,530	3,848	245	46,690
Stationery	2,529	109	36,642	435	19	6,043	1,593	42	20,237	4,263	155	48,485	2,758	236	44,631
Novelty and costume jewelry	507	81	32,856	83	15	5,075	326	39	20,012	891	104	42,385	999	187	42,955
Fountain and meals	1,749	41	24,021	502	7	4,236	1,691	28	19,237	2,905	45	33,286	1,563	41	26,536
Candy, nuts, confectionery	2,336	103	34,780	465	18	6,008	1,050	39	19,954	1,861	143	46,624	2,641	220	43,587
Other sales	2,338	...	...	557	...	...	1,350	...	...	1,932	...	...	3,591	...	...
Not analyzing merchandise line sales	531	[illegible]	...	239	3	...	242	3	...	1,476	29	...	1,016	23	...
Small single unit stores	[illegible]	131	...	667	26	...	1,536	56	...	3,987	184	...	4,532	176	...

Kind of business and merchandise line	IDAHO: Merchandise line sales	IDAHO: Number	IDAHO: Total sales	ILLINOIS: Merchandise line sales	ILLINOIS: Number	ILLINOIS: Total sales	INDIANA: Merchandise line sales	INDIANA: Number	INDIANA: Total sales	IOWA: Merchandise line sales	IOWA: Number	IOWA: Total sales	KANSAS: Merchandise line sales	KANSAS: Number	KANSAS: Total sales
Large stores and multiunits															
Analyzing merchandise line sales, total	6,881	42	...	119,295	477	...	68,537	262	...	32,572	154	...	27,286	159	...
Clothing and accessories (all kinds)	1,087	[illegible]	[illegible]	24,929	451	117,644	18,100	254	68,359	7,334	146	32,071	4,823	153	27,029
Dry goods and domestics	917	41	[illegible]	7,360	449	117,173	4,577	252	67,894	2,011	151	32,472	2,732	149	26,894
Notions and small wares	[illegible]	42	6,881	11,117	463	114,555	5,445	248	65,022	2,905	147	31,132	2,829	158	27,110
Hardware, paint, elect. supplies, appliances	712	40	[illegible]	9,180	459	117,879	5,204	247	68,166	2,573	145	32,171	2,168	151	26,439
House furnishings	509	38	5,345	10,281	455	118,102	5,416	253	67,992	2,747	145	31,701	2,683	149	26,725
Drugs and toiletries	485	42	6,821	8,593	467	118,043	4,207	255	67,516	2,091	149	31,990	1,817	150	26,531
Toys, games, books	[illegible]	41	[illegible]	11,211	472	119,170	6,112	260	68,529	3,044	150	32,225	2,447	155	27,080
Stationery	591	41	[illegible]	10,313	469	118,982	4,472	255	67,994	2,666	147	32,108	2,301	147	26,423
Novelty and costume jewelry	[illegible]	41	[illegible]	2,409	435	113,759	1,288	243	67,075	647	141	30,871	523	135	25,471
Fountain and meals	189	9	[illegible]	8,884	240	87,797	3,869	101	42,516	1,816	63	20,954	1,593	47	15,067
Candy, nuts, confectionery	[illegible]	41	[illegible]	7,968	454	113,542	6,051	245	64,829	2,457	141	30,071	2,156	146	25,700
Other sales	[illegible]	...	...	7,345	...	...	3,796	...	...	2,281	...	...	1,214	...	...
Not analyzing merchandise line sales	[illegible]	1	...	1,307	15	...	[illegible]	15	...	273	7	...	204	7	...
Small single unit stores	[illegible]	43	...	[illegible]	545	...	7,666	279	...	[illegible]	289	...	4,282	170	...

Kind of business and merchandise line	KENTUCKY: Merchandise line sales	KENTUCKY: Number	KENTUCKY: Total sales	LOUISIANA: Merchandise line sales	LOUISIANA: Number	LOUISIANA: Total sales	MAINE: Merchandise line sales	MAINE: Number	MAINE: Total sales	MARYLAND: Merchandise line sales	MARYLAND: Number	MARYLAND: Total sales	MASSACHUSETTS: Merchandise line sales	MASSACHUSETTS: Number	MASSACHUSETTS: Total sales
Large stores and multiunits															
Analyzing merchandise line sales, total	[illegible]	[illegible]	...	[illegible]	[illegible]	...	21,577	90	...	33,085	115	..	81,092	337	...
Clothing and accessories (all kinds)	[illegible]	133	[illegible]	[illegible]	118	[illegible]	[illegible]	88	21,561	[illegible]	109	31,554	21,023	317	80,115
Dry goods and domestics	[illegible]	134	[illegible]	5,184	117	[illegible]	2,045	90	21,577	3,130	112	31,741	7,230	319	80,091
Notions and small wares	[illegible]	[illegible]	[illegible]	[illegible]	121	[illegible]	1,487	89	[illegible]	2,845	112	31,599	6,948	331	80,473
Hardware, paint, elect. supplies, appliances	[illegible]	[illegible]	[illegible]	[illegible]	108	[illegible]	1,488	89	21,542	[illegible]	107	30,034	5,409	315	80,245
House furnishings	[illegible]	[illegible]	[illegible]	[illegible]	114	[illegible]	[illegible]	88	[illegible]	[illegible]	103	30,671	6,106	317	80,111
Drugs and toiletries	[illegible]	[illegible]	[illegible]	[illegible]	[illegible]	[illegible]	[illegible]	90	[illegible]	[illegible]	[illegible]	31,433	5,529	302	77,307
Toys, games, books	[illegible]	[illegible]	[illegible]	[illegible]	121	[illegible]	[illegible]	89	[illegible]	[illegible]	[illegible]	31,805	7,042	333	81,004
Stationery	[illegible]	[illegible]	[illegible]	[illegible]	[illegible]	[illegible]	[illegible]	89	21,542	[illegible]	111	[illegible]	6,125	324	80,630
Novelty and costume jewelry	[illegible]	[illegible]	[illegible]	[illegible]	108	[illegible]	[illegible]	78	20,701	[illegible]	[illegible]	[illegible]	1,024	239	69,501
Fountain and meals	[illegible]	61	[illegible]	[illegible]	[illegible]	[illegible]	[illegible]	49	[illegible]	[illegible]	[illegible]	[illegible]	4,848	137	50,695
Candy, nuts, confectionery	[illegible]	118	[illegible]	[illegible]	[illegible]	[illegible]	1,336	89	[illegible]	2,137	[illegible]	[illegible]	[illegible]	314	79,720
Other sales	[illegible]	...	...	[illegible]	...	...	1,084	...	...	[illegible]	...	...	[illegible]	...	...
Not analyzing merchandise line sales	[illegible]	8	...	[illegible]	[illegible]	...	[illegible]	1	...	...	...	...	[illegible]	13	...
Small single unit stores	[illegible]	[illegible]	...	[illegible]	106	...	1,788	71	...	[illegible]	153	...	6,803	309	...

Kind of business and merchandise line	MICHIGAN: Merchandise line sales	MICHIGAN: Number	MICHIGAN: Total sales	MINNESOTA: Merchandise line sales	MINNESOTA: Number	MINNESOTA: Total sales	MISSISSIPPI: Merchandise line sales	MISSISSIPPI: Number	MISSISSIPPI: Total sales	MISSOURI: Merchandise line sales	MISSOURI: Number	MISSOURI: Total sales	MONTANA: Merchandise line sales	MONTANA: Number	MONTANA: Total sales
Large stores and multiunits															
Analyzing merchandise line sales, total	[illegible]	388	...	[illegible]	130	...	[illegible]	[illegible]	...	[illegible]	[illegible]	...	5,804	23	...
Clothing and accessories (all kinds)	[illegible]	[illegible]	[illegible]	[illegible]	127	[illegible]	3,177	113	[illegible]	9,057	[illegible]	[illegible]	906	22	5,773
Dry goods and domestics	[illegible]	[illegible]	[illegible]	[illegible]	126	[illegible]	[illegible]	111	16,916	[illegible]	210	[illegible]	501	22	5,773
Notions and small wares	[illegible]	[illegible]	[illegible]	[illegible]	[illegible]	[illegible]	[illegible]	114	[illegible]	[illegible]	[illegible]	[illegible]	578	23	5,804
Hardware, paint, elect. supplies, appliances	[illegible]	[illegible]	[illegible]	[illegible]	118	[illegible]	[illegible]	[illegible]	[illegible]	[illegible]	[illegible]	[illegible]	459	22	5,773
House furnishings	[illegible]	[illegible]	[illegible]	[illegible]	[illegible]	[illegible]	[illegible]	[illegible]	[illegible]	[illegible]	[illegible]	[illegible]	570	22	5,742
Drugs and toiletries	[illegible]	[illegible]	[illegible]	[illegible]	[illegible]	[illegible]	[illegible]	113	[illegible]	[illegible]	[illegible]	[illegible]	373	23	5,804
Toys, games, books	[illegible]	[illegible]	[illegible]	[illegible]	[illegible]	[illegible]	[illegible]	[illegible]	[illegible]	[illegible]	[illegible]	[illegible]	593	23	5,804
Stationery	[illegible]	[illegible]	[illegible]	[illegible]	[illegible]	[illegible]	[illegible]	109	[illegible]	[illegible]	211	[illegible]	507	23	5,804
Novelty and costume jewelry	[illegible]	[illegible]	[illegible]	[illegible]	[illegible]	[illegible]	[illegible]	[illegible]	[illegible]	[illegible]	[illegible]	[illegible]	150	23	5,804
Fountain and meals	[illegible]	[illegible]	[illegible]	[illegible]	[illegible]	[illegible]	[illegible]	[illegible]	[illegible]	[illegible]	[illegible]	[illegible]	452	13	4,382
Candy, nuts, confectionery	[illegible]	[illegible]	[illegible]	[illegible]	[illegible]	[illegible]	[illegible]	[illegible]	[illegible]	[illegible]	[illegible]	[illegible]	429	22	5,773
Other sales	[illegible]	...	...	[illegible]	...	...	[illegible]	...	...	[illegible]	...	...	286	...	...
Not analyzing merchandise line sales	[illegible]	[illegible]	...	[illegible]	[illegible]	...	[illegible]	[illegible]	...	1,710	[illegible]	...	...	...	...
Small single unit stores	[illegible]	[illegible]	...	[illegible]	[illegible]	...	[illegible]	132	...	[illegible]	[illegible]	...	1,482	48	...

Table 18D.—MERCHANDISE LINE SALES OF LARGE STORES AND MULTIUNITS—GENERAL MERCHANDISE GROUP, GENERAL STORES— KIND OF BUSINESS, BY STATE: 1948—Continued

[See text for explanatory material]

Column heads for each state: Merchandise line sales (Thousand dollars); Stores reporting merchandise line: Number; Total sales (Thousand dollars)

Kind of business and merchandise line	Merchandise line sales (Thousand dollars)	Stores reporting: Number	Stores reporting: Total sales (Thousand dollars)	Merchandise line sales (Thousand dollars)	Stores reporting: Number	Stores reporting: Total sales (Thousand dollars)	Merchandise line sales (Thousand dollars)	Stores reporting: Number	Stores reporting: Total sales (Thousand dollars)	Merchandise line sales (Thousand dollars)	Stores reporting: Number	Stores reporting: Total sales (Thousand dollars)	Merchandise line sales (Thousand dollars)	Stores reporting: Number	Stores reporting: Total sales (Thousand dollars)
VARIETY STORES	NEBRASKA			NEVADA			NEW HAMPSHIRE			NEW JERSEY			NEW MEXICO		
Large stores and multiunits															
Analyzing merchandise line sales, total	19,273	97	...	2,415	15	...	[illegible]	[illegible]	...	[illegible]	251	...	[illegible]	45	...
Clothing and accessories (all kinds)	3,744	96	19,227	535	14	2,4[illegible]	3,13[illegible]	[illegible]	[illegible]	[illegible]	227	[illegible]	1,139	43	7,[illegible]
Dry goods and domestics	1,327	91	17,913	252	14	[illegible]	641	4[illegible]	4,951	6,[illegible]	222	[illegible],589	619	36	[illegible]
Notions and small wares	1,912	95	19,[illegible]77	215	14	[illegible]	[illegible]	[illegible]	[illegible]	[illegible]	225	74,743	843	45	[illegible]
Hardware, paint, elect supplies, appliances	1,[illegible]94	96	19,254	150	14	[illegible]	[illegible]2	[illegible]	[illegible]	[illegible]	233	73,76[illegible]	[illegible]	43	[illegible]
House furnishings	1,[illegible]74	95	18,380	341	14	[illegible]	[illegible]64	4[illegible]	[illegible]	[illegible],371	23[illegible]	75,178	[illegible]	41	[illegible]
Drugs and toiletries	1,29[illegible]	93	17,772	149	13	1,9[illegible]	[illegible]	[illegible]	[illegible]	[illegible]	225	[illegible]	[illegible]	43	[illegible]
Toys, games, books	1,[illegible]78	95	18,[illegible]	218	14	[illegible]	[illegible]31	4[illegible]	[illegible]	[illegible],374	242	[illegible],278	[illegible]	44	7,2[illegible]
Stationery	1,845	92	18,88[illegible]	197	13	1,9[illegible]	721	4[illegible]	[illegible]	[illegible]	237	74,727	61[illegible]	[illegible]	[illegible]
Novelty and costume jewelry	442	87	17,616	62	14	2,4[illegible]	139	44	[illegible]	1,1[illegible]	183	67,553	216	42	7,1[illegible]
Fountain and meals	1,401	31	12,552	(1)	2	(x)	399	2[illegible]	[illegible]	[illegible]	124	57,477	354	9	3,74[illegible]
Candy, nuts, confectionery	1,507	93	17,8[illegible]4	93	12	1,95[illegible]	[illegible]	44	[illegible]	[illegible]	214	70,685	403	41	7,[illegible]
Other sales	828	...	...	233	...	...	401	...	...	[illegible]	...	...	366	...	...
Not analyzing merchandise line sales	193	3	...	...	...	...	...	...	...	[illegible]91	[illegible]	...	25[illegible]	4	...
Small single unit stores	3,374	140	...	368	10	...	1,137	37	...	[illegible]	302	...	1,006	42	...

Kind of business and merchandise line	Merchandise line sales (Thousand dollars)	Stores reporting: Number	Stores reporting: Total sales (Thousand dollars)	Merchandise line sales (Thousand dollars)	Stores reporting: Number	Stores reporting: Total sales (Thousand dollars)	Merchandise line sales (Thousand dollars)	Stores reporting: Number	Stores reporting: Total sales (Thousand dollars)	Merchandise line sales (Thousand dollars)	Stores reporting: Number	Stores reporting: Total sales (Thousand dollars)	Merchandise line sales (Thousand dollars)	Stores reporting: Number	Stores reporting: Total sales (Thousand dollars)
	NEW YORK			NORTH CAROLINA			NORTH DAKOTA			OHIO			OKLAHOMA		
Large stores and multiunits															
Analyzing merchandise line sales, total	237,390	703	...	52,598	303	...	[illegible],368	24	...	[illegible]	474	...	27,006	168	...
Clothing and accessories (all kinds)	56,330	643	234,134	9,317	286	52,009	1,082	24	5,368	32,320	46[illegible]	126,980	5,081	166	26,[illegible]
Dry goods and domestics	19,638	662	233,346	6,628	289	51,969	314	23	5,259	8,[illegible]	459	126,094	[illegible],214	145	25,63[illegible]
Notions and small wares	19,645	683	236,02[illegible]	4,996	300	52,409	477	22	5,05[illegible]	1[illegible],777	436	123,507	2,748	167	26,778
Hardware, paint, elect supplies, appliances	16,804	642	231,4[illegible]	4,611	283	51,677	412	22	5,272	[illegible]	4[illegible]	[illegible]24,961	2,604	167	26,9[illegible]
House furnishings	22,485	667	236,17[illegible]	4,173	276	50,12[illegible]	439	2[illegible]	5,257	1[illegible],171	45[illegible]	127,049	2,289	166	26,162
Drugs and toiletries	16,983	638	230,595	3,975	292	51,[illegible]	350	2[illegible]	5,259	[illegible],556	4[illegible]	126,377	1,459	167	26,204
Toys, games, books	18,610	681	237,121	4,645	291	51,4[illegible]	575	23	5,259	11,331	46[illegible]	127,111	2,635	168	27,[illegible]
Stationery	18,046	657	235,261	3,582	291	52,[illegible]	453	2[illegible]	5,259	[illegible],816	46[illegible]	126,956	2,113	145	25,[illegible]
Novelty and costume jewelry	4,266	556	219,087	1,009	266	49,685	166	22	5,152	2,422	41[illegible]	122,877	615	160	26,224
Fountain and meals	16,422	362	174,535	1,964	59	23,129	365	11	3,819	7,043	204	8[illegible]	878	32	11,917
Candy, nuts, confectionery	15,540	607	227,781	4,346	287	50,9[illegible]2	450	21	4,925	10,250	447	12[illegible]	1,827	164	25,961
Other sales	13,221	...	...	3,452	...	...	285	...	...	7,[illegible]42	...	...	1,053	...	...
Not analyzing merchandise line sales	285	3	...	163	1	...	...	...	...	2,23[illegible]	42	...	634	7	...
Small single unit stores	22,876	981	...	3,130	117	...	1,[illegible]	[illegible]	...	[illegible]	462	...	[illegible],442	223	...

Kind of business and merchandise line	Merchandise line sales (Thousand dollars)	Stores reporting: Number	Stores reporting: Total sales (Thousand dollars)	Merchandise line sales (Thousand dollars)	Stores reporting: Number	Stores reporting: Total sales (Thousand dollars)	Merchandise line sales (Thousand dollars)	Stores reporting: Number	Stores reporting: Total sales (Thousand dollars)	Merchandise line sales (Thousand dollars)	Stores reporting: Number	Stores reporting: Total sales (Thousand dollars)	Merchandise line sales (Thousand dollars)	Stores reporting: Number	Stores reporting: Total sales (Thousand dollars)
	OREGON			PENNSYLVANIA			RHODE ISLAND			SOUTH CAROLINA			SOUTH DAKOTA		
Large stores and multiunits															
Analyzing merchandise line sales, total	15,341	82	...	204,192	6[illegible]	...	14,163	42	...	28,96[illegible]	15[illegible]	...	6,43[illegible]	32	...
Clothing and accessories (all kinds)	2,465	72	14,623	57,501	6[illegible]	202,426	4,301	27	1[illegible],922	[illegible],770	134	2[illegible],637	1,622	31	6,350
Dry goods and domestics	1,327	70	13,991	17,237	616	202,166	1,243	39	14,056	3,49[illegible]	148	28,534	470	31	6,429
Notions and small wares	1,701	80	15,140	16,502	61[illegible]	200,461	1,191	4[illegible]	13,953	[illegible]	141	28,217	569	29	5,[illegible]
Hardware, paint, elect supplies, appliances	1,418	76	14,989	16,004	615	202,114	963	39	14,007	[illegible],377	142	27,972	488	28	6,316
House furnishings	1,654	77	15,019	14,082	610	202,234	1,110	37	13,791	2,250	128	26,930	544	28	6,316
Drugs and toiletries	1,044	77	14,751	11,511	59[illegible]	199,4[illegible]	869	40	13,953	2,019	148	28,699	390	31	6,35[illegible]
Toys, games, books	1,484	78	14,844	17,131	62[illegible]	203,50[illegible]	1,078	41	14,05[illegible]	[illegible],411	150	28,381	606	29	6,373
Stationery	1,402	7[illegible]	14,[illegible]98	13,962	614	201,71[illegible]	915	41	14,054	[illegible]	14[illegible]	28,322	520	28	6,29[illegible]
Novelty and costume jewelry	393	76	14,908	2,830	535	193,285	191	29	13,131	511	1[illegible]6	2[illegible]	137	26	6,125
Fountain and meals	676	18	8,799	10,841	278	137,558	575	22	9,279	889	27	12,376	280	13	3,481
Candy, nuts, confectionery	1,164	74	14,796	16,045	594	198,773	391	38	13,816	2,0[illegible]	141	28,297	432	26	6,008
Other sales	603	...	...	10,545	...	...	836	...	...	2,027	...	...	292	...	...
Not analyzing merchandise line sales	63	1	...	3,683	47	...	...	...	...	894	20	...	127	1	...
Small single unit stores	5,570	231	...	12,756	473	...	1,451	61	...	2,18[illegible]	82	...	1,561	49	...

Kind of business and merchandise line	Merchandise line sales (Thousand dollars)	Stores reporting: Number	Stores reporting: Total sales (Thousand dollars)	Merchandise line sales (Thousand dollars)	Stores reporting: Number	Stores reporting: Total sales (Thousand dollars)	Merchandise line sales (Thousand dollars)	Stores reporting: Number	Stores reporting: Total sales (Thousand dollars)	Merchandise line sales (Thousand dollars)	Stores reporting: Number	Stores reporting: Total sales (Thousand dollars)	Merchandise line sales (Thousand dollars)	Stores reporting: Number	Stores reporting: Total sales (Thousand dollars)
	TENNESSEE			TEXAS			UTAH			VIRGINIA			VERMONT		
Large stores and multiunits—															
Analyzing merchandise line sales, total	33,152	202	...	106,165	61[illegible]	...	9,572	41	...	4[illegible],43[illegible]	2[illegible]	...	7,032	33	...
Clothing and accessories (all kinds)	6,157	153	30,844	19,545	585	104,634	2,044	41	[illegible],572	12,122	204	48,188	2,284	33	7,032
Dry goods and domestics	3,377	159	31,65[illegible]	11,182	479	97,457	1,153	36	9,354	4,[illegible]	197	47,451	579	33	7,[illegible]32
Notions and small wares	3,127	185	32,549	11,873	600	105,17[illegible]	652	[illegible]	5,94[illegible]	4,[illegible]77	200	47,462	495	33	7,[illegible]32
Hardware, paint, elect supplies, appliances	3,055	190	32,893	10,812	577	103,298	545	[illegible]	9,[illegible]69	3,456	144	46,582	406	33	7,0[illegible]2
House furnishings	2,516	188	32,732	10,122	591	105,502	325	2[illegible]	5,[illegible]96	[illegible]55	199	47,[illegible]77	605	32	6,[illegible]71
Drugs and toiletries	2,790	192	32,779	7,398	586	104,741	442	34	8,731	3,179	203	47,818	361	33	7,0[illegible]
Toys, games, books	3,056	190	32,732	9,384	598	105,[illegible]	845	40	[illegible],563	4,168	205	48,006	558	33	7,032
Stationery	2,403	183	32,580	7,905	555	102,126	841	37	9,033	3,3[illegible]	20[illegible]	47,970	474	33	7,[illegible]32
Novelty and costume jewelry	791	174	31,852	2,504	544	102,167	258	[illegible]3	[illegible],081	784	164	45,26[illegible]	85	33	7,[illegible]32
Fountain and meals	1,649	39	18,358	5,213	89	58,281	860	39	9,148	2,545	65	[illegible]	271	18	[illegible],3[illegible]2
Candy, nuts, confectionery	2,478	183	32,545	5,366	561	103,357	796	4[illegible]	[illegible],545	[illegible],299	1[illegible]	46,[illegible]48	541	33	7,[illegible]32
Other sales	1,753	...	...	4,861	...	...	811	...	...	2,690	...	...	373	...	...
Not analyzing merchandise line sales	509	14	...	1,938	29	...	128	2	...	30	2	...	[illegible]	1	...
Small single unit stores	4,136	178	...	16,926	726	...	544	22	...	4,715	136	...	1,394	37	...

Kind of business and merchandise line	Merchandise line sales (Thousand dollars)	Stores reporting: Number	Stores reporting: Total sales (Thousand dollars)	Merchandise line sales (Thousand dollars)	Stores reporting: Number	Stores reporting: Total sales (Thousand dollars)	Merchandise line sales (Thousand dollars)	Stores reporting: Number	Stores reporting: Total sales (Thousand dollars)	Merchandise line sales (Thousand dollars)	Stores reporting: Number	Stores reporting: Total sales (Thousand dollars)
	WASHINGTON			WEST VIRGINIA			WISCONSIN			WYOMING		
Large stores and multiunits												
Analyzing merchandise line sales, total	27,737	153	...	39,699	111	...	45,765	221	...	4,470	26	...
Clothing and accessories (all kinds)	4,251	147	27,400	13,315	109	39,632	9,714	213	45,356	564	22	4,092
Dry goods and domestics	2,981	137	26,784	3,166	108	39,602	2,964	214	45,073	312	25	4,387
Notions and small wares	2,918	148	26,955	2,941	110	39,204	4,142	214	44,376	343	19	[illegible],47[illegible]
Hardware, paint, elect supplies, appliances	2,862	146	27,384	3,134	103	39,20[illegible]	3,403	208	45,063	249	23	4,042
House furnishings	2,861	139	26,634	2,269	109	39,619	3,930	214	45,302	324	18	[illegible],37[illegible]
Drugs and toiletries	1,771	142	26,641	2,185	111	39,699	3,032	219	45,436	268	26	4,47[illegible]
Toys, games, books	2,799	149	27,411	3,365	111	39,699	4,337	220	45,477	578	26	4,470
Stationery	2,541	145	26,719	2,391	111	39,699	3,947	217	45,063	302	26	4,47[illegible]
Novelty and costume jewelry	563	130	26,308	531	98	38,834	832	206	44,211	281	26	4,470
Fountain and meals	1,176	23	14,257	1,487	46	26,329	2,709	76	28,082	293	14	3,125
Candy, nuts, confectionery	1,953	139	26,453	3,086	110	39,696	3,505	211	44,311	282	26	4,470
Other sales	1,061	...	...	1,829	...	...	3,250	...	...	674	...	...
Not analyzing merchandise line sales	...	...	...	229	4	...	...	...	...	...	...	...
Small single unit stores	6,912	278	...	2,539	80	...	6,776	196	...	844	2[illegible]	...

See footnotes at end of table.

Table 18D.—MERCHANDISE LINE SALES OF LARGE STORES AND MULTIUNITS—GENERAL MERCHANDISE GROUP, GENERAL STORES—KIND OF BUSINESS, BY STATE: 1948—Continued

[See text for explanatory material]

Kind of business and merchandise line	Merchandise line sales (Thousand dollars)	Stores reporting merchandise line: Number	Stores reporting merchandise line: Total sales (Thousand dollars)
ALABAMA			
GENERAL STORES			
Large stores and multiunits			
Analyzing merchandise line sales, total	[illegible]	191	...
Groceries, confectionery, beverages	[illegible]	141	[illegible]
Men's, boys' clothing, furnishings	[illegible]	[illegible]	[illegible]
Women's, girls', infants' apparel, accessories	[illegible]	[illegible]	[illegible]
Shoes and rubber footwear	[illegible]	[illegible]	[illegible]
Dry goods, bedding, needlework, notions, etc.	[illegible]	169	[illegible]
Furniture, house furnishings, appliances	[illegible]	[illegible]	[illegible]
Building materials, elect. supplies, hardware	[illegible]	107	[illegible]
Farm, garden, implements and supplies	[illegible]	[illegible]	[illegible]
Drugs, medicines, toiletries, cosmetics	[illegible]	81	[illegible]
Cigars, cigarettes, tobacco	[illegible]	116	[illegible]
Gasoline, lubricants, fuel oil	[illegible]	[illegible]	[illegible]
Other sales	[illegible]	...	...
Not analyzing merchandise line sales	[illegible]	[illegible]	...
Small single unit stores	[illegible]	[illegible]	...
ARIZONA			
Large stores and multiunits			
Analyzing merchandise line sales, total	[illegible]	[illegible]	...
Groceries, confectionery, beverages	[illegible]	[illegible]	[illegible]
Men's, boys' clothing, furnishings	[illegible]	[illegible]	[illegible]
Women's, girls', infants' apparel, accessories	[illegible]	[illegible]	[illegible]
Shoes and rubber footwear	[illegible]	[illegible]	[illegible]
Dry goods, bedding, needlework, notions, etc.	[illegible]	[illegible]	[illegible]
Furniture, house furnishings, appliances	[illegible]	[illegible]	[illegible]
Building materials, elect. supplies, hardware	[illegible]	[illegible]	[illegible]
Farm, garden, implements and supplies	[illegible]	[illegible]	[illegible]
Drugs, medicines, toiletries, cosmetics	[illegible]	[illegible]	[illegible]
Cigars, cigarettes, tobacco	[illegible]	[illegible]	[illegible]
Gasoline, lubricants, fuel oil	[illegible]	[illegible]	[illegible]
Other sales	[illegible]	...	...
Not analyzing merchandise line sales	[illegible]	[illegible]	...
Small single unit stores	[illegible]	[illegible]	...
ARKANSAS			
Large stores and multiunits			
Analyzing merchandise line sales, total	[illegible]	[illegible]	...
Groceries, confectionery, beverages	[illegible]	[illegible]	[illegible]
Men's, boys' clothing, furnishings	[illegible]	[illegible]	[illegible]
Women's, girls', infants' apparel, accessories	[illegible]	[illegible]	[illegible]
Shoes and rubber footwear	[illegible]	[illegible]	[illegible]
Dry goods, bedding, needlework, notions, etc.	[illegible]	[illegible]	[illegible]
Furniture, house furnishings, appliances	[illegible]	[illegible]	[illegible]
Building materials, elect. supplies, hardware	[illegible]	[illegible]	[illegible]
Farm, garden, implements and supplies	[illegible]	[illegible]	[illegible]
Drugs, medicines, toiletries, cosmetics	[illegible]	[illegible]	[illegible]
Cigars, cigarettes, tobacco	[illegible]	[illegible]	[illegible]
Gasoline, lubricants, fuel oil	[illegible]	[illegible]	[illegible]
Other sales	[illegible]	...	...
Not analyzing merchandise line sales	[illegible]	[illegible]	...
Small single unit stores	[illegible]	[illegible]	...
CALIFORNIA			
Large stores and multiunits			
Analyzing merchandise line sales, total	[illegible]	[illegible]	...
Groceries, confectionery, beverages	[illegible]	[illegible]	[illegible]
Men's, boys' clothing, furnishings	[illegible]	[illegible]	[illegible]
Women's, girls', infants' apparel, accessories	[illegible]	[illegible]	[illegible]
Shoes and rubber footwear	[illegible]	[illegible]	[illegible]
Dry goods, bedding, needlework, notions, etc.	[illegible]	[illegible]	[illegible]
Furniture, house furnishings, appliances	[illegible]	[illegible]	[illegible]
Building materials, elect. supplies, hardware	[illegible]	[illegible]	[illegible]
Farm, garden, implements and supplies	[illegible]	[illegible]	[illegible]
Drugs, medicines, toiletries, cosmetics	[illegible]	[illegible]	[illegible]
Cigars, cigarettes, tobacco	[illegible]	[illegible]	[illegible]
Gasoline, lubricants, fuel oil	[illegible]	[illegible]	[illegible]
Other sales	[illegible]	...	...
Not analyzing merchandise line sales	[illegible]	[illegible]	...
Small single unit stores	[illegible]	[illegible]	...
COLORADO			
Large stores and multiunits			
Analyzing merchandise line sales, total	[illegible]	[illegible]	...
Groceries, confectionery, beverages	[illegible]	[illegible]	[illegible]
Men's, boys' clothing, furnishings	[illegible]	[illegible]	[illegible]
Women's, girls', infants' apparel, accessories	[illegible]	[illegible]	[illegible]
Shoes and rubber footwear	[illegible]	[illegible]	[illegible]
Dry goods, bedding, needlework, notions, etc.	[illegible]	[illegible]	[illegible]
Furniture, house furnishings, appliances	[illegible]	[illegible]	[illegible]
Building materials, elect. supplies, hardware	[illegible]	[illegible]	[illegible]
Farm, garden, implements and supplies	[illegible]	[illegible]	[illegible]
Drugs, medicines, toiletries, cosmetics	[illegible]	[illegible]	[illegible]
Cigars, cigarettes, tobacco	[illegible]	[illegible]	[illegible]
Gasoline, lubricants, fuel oil	[illegible]	[illegible]	[illegible]
Other sales	[illegible]	...	...
Not analyzing merchandise line sales	[illegible]	[illegible]	...
Small single unit stores	[illegible]	[illegible]	...
CONNECTICUT			
Large stores and multiunits			
Analyzing merchandise line sales, total	[illegible]	[illegible]	...
Groceries, confectionery, beverages	[illegible]	[illegible]	[illegible]
Men's, boys' clothing, furnishings	[illegible]	[illegible]	[illegible]
Women's, girls', infants' apparel, accessories	[illegible]	[illegible]	[illegible]
Shoes and rubber footwear	[illegible]	[illegible]	[illegible]
Dry goods, bedding, needlework, notions, etc.	[illegible]	[illegible]	[illegible]
Furniture, house furnishings, appliances	[illegible]	[illegible]	[illegible]
Building materials, elect. supplies, hardware	[illegible]	[illegible]	[illegible]
Farm, garden, implements and supplies	[illegible]	[illegible]	[illegible]
Drugs, medicines, toiletries, cosmetics	[illegible]	[illegible]	[illegible]
Cigars, cigarettes, tobacco	[illegible]	[illegible]	[illegible]
Gasoline, lubricants, fuel oil	[illegible]	[illegible]	[illegible]
Other sales	[illegible]	...	...
Not analyzing merchandise line sales	[illegible]	[illegible]	...
Small single unit stores	[illegible]	[illegible]	...
FLORIDA			
Large stores and multiunits			
Analyzing merchandise line sales, total	[illegible]	[illegible]	...
Groceries, confectionery, beverages	[illegible]	[illegible]	[illegible]
Men's, boys' clothing, furnishings	[illegible]	[illegible]	[illegible]
Women's, girls', infants' apparel, accessories	[illegible]	[illegible]	[illegible]
Shoes and rubber footwear	[illegible]	[illegible]	[illegible]
Dry goods, bedding, needlework, notions, etc.	[illegible]	[illegible]	[illegible]
Furniture, house furnishings, appliances	[illegible]	[illegible]	[illegible]
Building materials, elect. supplies, hardware	[illegible]	[illegible]	[illegible]
Farm, garden, implements and supplies	[illegible]	[illegible]	[illegible]
Drugs, medicines, toiletries, cosmetics	[illegible]	[illegible]	[illegible]
Cigars, cigarettes, tobacco	[illegible]	[illegible]	[illegible]
Gasoline, lubricants, fuel oil	[illegible]	[illegible]	[illegible]
Other sales	[illegible]	...	...
Not analyzing merchandise line sales	[illegible]	[illegible]	...
Small single unit stores	[illegible]	[illegible]	...
GEORGIA			
Large stores and multiunits			
Analyzing merchandise line sales, total	[illegible]	[illegible]	...
Groceries, confectionery, beverages	[illegible]	[illegible]	[illegible]
Men's, boys' clothing, furnishings	[illegible]	[illegible]	[illegible]
Women's, girls', infants' apparel, accessories	[illegible]	[illegible]	[illegible]
Shoes and rubber footwear	[illegible]	[illegible]	[illegible]
Dry goods, bedding, needlework, notions, etc.	[illegible]	[illegible]	[illegible]
Furniture, house furnishings, appliances	[illegible]	[illegible]	[illegible]
Building materials, elect. supplies, hardware	[illegible]	[illegible]	[illegible]
Farm, garden, implements and supplies	[illegible]	[illegible]	[illegible]
Drugs, medicines, toiletries, cosmetics	[illegible]	[illegible]	[illegible]
Cigars, cigarettes, tobacco	[illegible]	[illegible]	[illegible]
Gasoline, lubricants, fuel oil	[illegible]	[illegible]	[illegible]
Other sales	[illegible]	...	...
Not analyzing merchandise line sales	[illegible]	[illegible]	...
Small single unit stores	[illegible]	[illegible]	...
IDAHO			
Large stores and multiunits			
Analyzing merchandise line sales, total	[illegible]	[illegible]	...
Groceries, confectionery, beverages	[illegible]	[illegible]	[illegible]
Men's, boys' clothing, furnishings	[illegible]	[illegible]	[illegible]
Women's, girls', infants' apparel, accessories	[illegible]	[illegible]	[illegible]
Shoes and rubber footwear	[illegible]	[illegible]	[illegible]
Dry goods, bedding, needlework, notions, etc.	[illegible]	[illegible]	[illegible]
Furniture, house furnishings, appliances	[illegible]	[illegible]	[illegible]
Building materials, elect. supplies, hardware	[illegible]	[illegible]	[illegible]
Farm, garden, implements and supplies	[illegible]	[illegible]	[illegible]
Drugs, medicines, toiletries, cosmetics	[illegible]	[illegible]	[illegible]
Cigars, cigarettes, tobacco	[illegible]	[illegible]	[illegible]
Gasoline, lubricants, fuel oil	[illegible]	[illegible]	[illegible]
Other sales	[illegible]	...	...
Not analyzing merchandise line sales	[illegible]	[illegible]	...
Small single unit stores	[illegible]	[illegible]	...
ILLINOIS			
Large stores and multiunits			
Analyzing merchandise line sales, total	[illegible]	[illegible]	...
Groceries, confectionery, beverages	[illegible]	[illegible]	[illegible]
Men's, boys' clothing, furnishings	[illegible]	[illegible]	[illegible]
Women's, girls', infants' apparel, accessories	[illegible]	[illegible]	[illegible]
Shoes and rubber footwear	[illegible]	[illegible]	[illegible]
Dry goods, bedding, needlework, notions, etc.	[illegible]	[illegible]	[illegible]
Furniture, house furnishings, appliances	[illegible]	[illegible]	[illegible]
Building materials, elect. supplies, hardware	[illegible]	[illegible]	[illegible]
Farm, garden, implements and supplies	[illegible]	[illegible]	[illegible]
Drugs, medicines, toiletries, cosmetics	[illegible]	[illegible]	[illegible]
Cigars, cigarettes, tobacco	[illegible]	[illegible]	[illegible]
Gasoline, lubricants, fuel oil	[illegible]	[illegible]	[illegible]
Other sales	[illegible]	...	...
Not analyzing merchandise line sales	[illegible]	[illegible]	...
Small single unit stores	[illegible]	[illegible]	...
INDIANA			
Large stores and multiunits			
Analyzing merchandise line sales, total	[illegible]	[illegible]	...
Groceries, confectionery, beverages	[illegible]	[illegible]	[illegible]
Men's, boys' clothing, furnishings	[illegible]	[illegible]	[illegible]
Women's, girls', infants' apparel, accessories	[illegible]	[illegible]	[illegible]
Shoes and rubber footwear	[illegible]	[illegible]	[illegible]
Dry goods, bedding, needlework, notions, etc.	[illegible]	[illegible]	[illegible]
Furniture, house furnishings, appliances	[illegible]	[illegible]	[illegible]
Building materials, elect. supplies, hardware	[illegible]	[illegible]	[illegible]
Farm, garden, implements and supplies	[illegible]	[illegible]	[illegible]
Drugs, medicines, toiletries, cosmetics	[illegible]	[illegible]	[illegible]
Cigars, cigarettes, tobacco	[illegible]	[illegible]	[illegible]
Gasoline, lubricants, fuel oil	[illegible]	[illegible]	[illegible]
Other sales	[illegible]	...	...
Not analyzing merchandise line sales	[illegible]	[illegible]	...
Small single unit stores	[illegible]	[illegible]	...
IOWA			
Large stores and multiunits			
Analyzing merchandise line sales, total	[illegible]	[illegible]	...
Groceries, confectionery, beverages	[illegible]	[illegible]	[illegible]
Men's, boys' clothing, furnishings	[illegible]	[illegible]	[illegible]
Women's, girls', infants' apparel, accessories	[illegible]	[illegible]	[illegible]
Shoes and rubber footwear	[illegible]	[illegible]	[illegible]
Dry goods, bedding, needlework, notions, etc.	[illegible]	[illegible]	[illegible]
Furniture, house furnishings, appliances	[illegible]	[illegible]	[illegible]
Building materials, elect. supplies, hardware	[illegible]	[illegible]	[illegible]
Farm, garden, implements and supplies	[illegible]	[illegible]	[illegible]
Drugs, medicines, toiletries, cosmetics	[illegible]	[illegible]	[illegible]
Cigars, cigarettes, tobacco	[illegible]	[illegible]	[illegible]
Gasoline, lubricants, fuel oil	[illegible]	[illegible]	[illegible]
Other sales	[illegible]	...	...
Not analyzing merchandise line sales	[illegible]	[illegible]	...
Small single unit stores	[illegible]	[illegible]	...
KANSAS			
Large stores and multiunits			
Analyzing merchandise line sales, total	[illegible]	[illegible]	...
Groceries, confectionery, beverages	[illegible]	[illegible]	[illegible]
Men's, boys' clothing, furnishings	[illegible]	[illegible]	[illegible]
Women's, girls', infants' apparel, accessories	[illegible]	[illegible]	[illegible]
Shoes and rubber footwear	[illegible]	[illegible]	[illegible]
Dry goods, bedding, needlework, notions, etc.	[illegible]	[illegible]	[illegible]
Furniture, house furnishings, appliances	[illegible]	[illegible]	[illegible]
Building materials, elect. supplies, hardware	[illegible]	[illegible]	[illegible]
Farm, garden, implements and supplies	[illegible]	[illegible]	[illegible]
Drugs, medicines, toiletries, cosmetics	[illegible]	[illegible]	[illegible]
Cigars, cigarettes, tobacco	[illegible]	[illegible]	[illegible]
Gasoline, lubricants, fuel oil	[illegible]	[illegible]	[illegible]
Other sales	[illegible]	...	...
Not analyzing merchandise line sales	[illegible]	[illegible]	...
Small single unit stores	[illegible]	[illegible]	...
KENTUCKY			
Large stores and multiunits			
Analyzing merchandise line sales, total	[illegible]	[illegible]	...
Groceries, confectionery, beverages	[illegible]	[illegible]	[illegible]
Men's, boys' clothing, furnishings	[illegible]	[illegible]	[illegible]
Women's, girls', infants' apparel, accessories	[illegible]	[illegible]	[illegible]
Shoes and rubber footwear	[illegible]	[illegible]	[illegible]
Dry goods, bedding, needlework, notions, etc.	[illegible]	[illegible]	[illegible]
Furniture, house furnishings, appliances	[illegible]	[illegible]	[illegible]
Building materials, elect. supplies, hardware	[illegible]	[illegible]	[illegible]
Farm, garden, implements and supplies	[illegible]	[illegible]	[illegible]
Drugs, medicines, toiletries, cosmetics	[illegible]	[illegible]	[illegible]
Cigars, cigarettes, tobacco	[illegible]	[illegible]	[illegible]
Gasoline, lubricants, fuel oil	[illegible]	[illegible]	[illegible]
Other sales	[illegible]	...	...
Not analyzing merchandise line sales	[illegible]	[illegible]	...
Small single unit stores	[illegible]	[illegible]	...
LOUISIANA			
Large stores and multiunits			
Analyzing merchandise line sales, total	[illegible]	[illegible]	...
Groceries, confectionery, beverages	[illegible]	[illegible]	[illegible]
Men's, boys' clothing, furnishings	[illegible]	[illegible]	[illegible]
Women's, girls', infants' apparel, accessories	[illegible]	[illegible]	[illegible]
Shoes and rubber footwear	[illegible]	[illegible]	[illegible]
Dry goods, bedding, needlework, notions, etc.	[illegible]	[illegible]	[illegible]
Furniture, house furnishings, appliances	[illegible]	[illegible]	[illegible]
Building materials, elect. supplies, hardware	[illegible]	[illegible]	[illegible]
Farm, garden, implements and supplies	[illegible]	[illegible]	[illegible]
Drugs, medicines, toiletries, cosmetics	[illegible]	[illegible]	[illegible]
Cigars, cigarettes, tobacco	[illegible]	[illegible]	[illegible]
Gasoline, lubricants, fuel oil	[illegible]	[illegible]	[illegible]
Other sales	[illegible]	...	...
Not analyzing merchandise line sales	[illegible]	[illegible]	...
Small single unit stores	[illegible]	[illegible]	...
MAINE			
Large stores and multiunits			
Analyzing merchandise line sales, total	[illegible]	[illegible]	...
Groceries, confectionery, beverages	[illegible]	[illegible]	[illegible]
Men's, boys' clothing, furnishings	[illegible]	[illegible]	[illegible]
Women's, girls', infants' apparel, accessories	[illegible]	[illegible]	[illegible]
Shoes and rubber footwear	[illegible]	[illegible]	[illegible]
Dry goods, bedding, needlework, notions, etc.	[illegible]	[illegible]	[illegible]
Furniture, house furnishings, appliances	[illegible]	[illegible]	[illegible]
Building materials, elect. supplies, hardware	[illegible]	[illegible]	[illegible]
Farm, garden, implements and supplies	[illegible]	[illegible]	[illegible]
Drugs, medicines, toiletries, cosmetics	[illegible]	[illegible]	[illegible]
Cigars, cigarettes, tobacco	[illegible]	[illegible]	[illegible]
Gasoline, lubricants, fuel oil	[illegible]	[illegible]	[illegible]
Other sales	[illegible]	...	...
Not analyzing merchandise line sales	[illegible]	[illegible]	...
Small single unit stores	[illegible]	[illegible]	...
MARYLAND			
Large stores and multiunits			
Analyzing merchandise line sales, total	[illegible]	[illegible]	...
Groceries, confectionery, beverages	[illegible]	[illegible]	[illegible]
Men's, boys' clothing, furnishings	[illegible]	[illegible]	[illegible]
Women's, girls', infants' apparel, accessories	[illegible]	[illegible]	[illegible]
Shoes and rubber footwear	[illegible]	[illegible]	[illegible]
Dry goods, bedding, needlework, notions, etc.	[illegible]	[illegible]	[illegible]
Furniture, house furnishings, appliances	[illegible]	[illegible]	[illegible]
Building materials, elect. supplies, hardware	[illegible]	[illegible]	[illegible]
Farm, garden, implements and supplies	[illegible]	[illegible]	[illegible]
Drugs, medicines, toiletries, cosmetics	[illegible]	[illegible]	[illegible]
Cigars, cigarettes, tobacco	[illegible]	[illegible]	[illegible]
Gasoline, lubricants, fuel oil	[illegible]	[illegible]	[illegible]
Other sales	[illegible]	...	...
Not analyzing merchandise line sales	[illegible]	[illegible]	...
Small single unit stores	[illegible]	[illegible]	...
MASSACHUSETTS			
Large stores and multiunits			
Analyzing merchandise line sales, total	[illegible]	[illegible]	...
Groceries, confectionery, beverages	[illegible]	[illegible]	[illegible]
Men's, boys' clothing, furnishings	[illegible]	[illegible]	[illegible]
Women's, girls', infants' apparel, accessories	[illegible]	[illegible]	[illegible]
Shoes and rubber footwear	[illegible]	[illegible]	[illegible]
Dry goods, bedding, needlework, notions, etc.	[illegible]	[illegible]	[illegible]
Furniture, house furnishings, appliances	[illegible]	[illegible]	[illegible]
Building materials, elect. supplies, hardware	[illegible]	[illegible]	[illegible]
Farm, garden, implements and supplies	[illegible]	[illegible]	[illegible]
Drugs, medicines, toiletries, cosmetics	[illegible]	[illegible]	[illegible]
Cigars, cigarettes, tobacco	[illegible]	[illegible]	[illegible]
Gasoline, lubricants, fuel oil	[illegible]	[illegible]	[illegible]
Other sales	[illegible]	...	...
Not analyzing merchandise line sales	[illegible]	[illegible]	...
Small single unit stores	[illegible]	[illegible]	...
MICHIGAN			
Large stores and multiunits			
Analyzing merchandise line sales, total	[illegible]	[illegible]	...
Groceries, confectionery, beverages	[illegible]	[illegible]	[illegible]
Men's, boys' clothing, furnishings	[illegible]	[illegible]	[illegible]
Women's, girls', infants' apparel, accessories	[illegible]	[illegible]	[illegible]
Shoes and rubber footwear	[illegible]	[illegible]	[illegible]
Dry goods, bedding, needlework, notions, etc.	[illegible]	[illegible]	[illegible]
Furniture, house furnishings, appliances	[illegible]	[illegible]	[illegible]
Building materials, elect. supplies, hardware	[illegible]	[illegible]	[illegible]
Farm, garden, implements and supplies	[illegible]	[illegible]	[illegible]
Drugs, medicines, toiletries, cosmetics	[illegible]	[illegible]	[illegible]
Cigars, cigarettes, tobacco	[illegible]	[illegible]	[illegible]
Gasoline, lubricants, fuel oil	[illegible]	[illegible]	[illegible]
Other sales	[illegible]	...	...
Not analyzing merchandise line sales	[illegible]	[illegible]	...
Small single unit stores	[illegible]	[illegible]	...
MINNESOTA			
Large stores and multiunits			
Analyzing merchandise line sales, total	[illegible]	[illegible]	...
Groceries, confectionery, beverages	[illegible]	[illegible]	[illegible]
Men's, boys' clothing, furnishings	[illegible]	[illegible]	[illegible]
Women's, girls', infants' apparel, accessories	[illegible]	[illegible]	[illegible]
Shoes and rubber footwear	[illegible]	[illegible]	[illegible]
Dry goods, bedding, needlework, notions, etc.	[illegible]	[illegible]	[illegible]
Furniture, house furnishings, appliances	[illegible]	[illegible]	[illegible]
Building materials, elect. supplies, hardware	[illegible]	[illegible]	[illegible]
Farm, garden, implements and supplies	[illegible]	[illegible]	[illegible]
Drugs, medicines, toiletries, cosmetics	[illegible]	[illegible]	[illegible]
Cigars, cigarettes, tobacco	[illegible]	[illegible]	[illegible]
Gasoline, lubricants, fuel oil	[illegible]	[illegible]	[illegible]
Other sales	[illegible]	...	...
Not analyzing merchandise line sales	[illegible]	[illegible]	...
Small single unit stores	[illegible]	[illegible]	...
MISSISSIPPI			
Large stores and multiunits			
Analyzing merchandise line sales, total	[illegible]	[illegible]	...
Groceries, confectionery, beverages	[illegible]	[illegible]	[illegible]
Men's, boys' clothing, furnishings	[illegible]	[illegible]	[illegible]
Women's, girls', infants' apparel, accessories	[illegible]	[illegible]	[illegible]
Shoes and rubber footwear	[illegible]	[illegible]	[illegible]
Dry goods, bedding, needlework, notions, etc.	[illegible]	[illegible]	[illegible]
Furniture, house furnishings, appliances	[illegible]	[illegible]	[illegible]
Building materials, elect. supplies, hardware	[illegible]	[illegible]	[illegible]
Farm, garden, implements and supplies	[illegible]	[illegible]	[illegible]
Drugs, medicines, toiletries, cosmetics	[illegible]	[illegible]	[illegible]
Cigars, cigarettes, tobacco	[illegible]	[illegible]	[illegible]
Gasoline, lubricants, fuel oil	[illegible]	[illegible]	[illegible]
Other sales	[illegible]	...	...
Not analyzing merchandise line sales	[illegible]	[illegible]	...
Small single unit stores	[illegible]	[illegible]	...
MONTANA			
Large stores and multiunits			
Analyzing merchandise line sales, total	[illegible]	[illegible]	...
Groceries, confectionery, beverages	[illegible]	[illegible]	[illegible]
Men's, boys' clothing, furnishings	[illegible]	[illegible]	[illegible]
Women's, girls', infants' apparel, accessories	[illegible]	[illegible]	[illegible]
Shoes and rubber footwear	[illegible]	[illegible]	[illegible]
Dry goods, bedding, needlework, notions, etc.	[illegible]	[illegible]	[illegible]
Furniture, house furnishings, appliances	[illegible]	[illegible]	[illegible]
Building materials, elect. supplies, hardware	[illegible]	[illegible]	[illegible]
Farm, garden, implements and supplies	[illegible]	[illegible]	[illegible]
Drugs, medicines, toiletries, cosmetics	[illegible]	[illegible]	[illegible]
Cigars, cigarettes, tobacco	[illegible]	[illegible]	[illegible]
Gasoline, lubricants, fuel oil	[illegible]	[illegible]	[illegible]
Other sales	[illegible]	...	...
Not analyzing merchandise line sales	[illegible]	[illegible]	...
Small single unit stores	[illegible]	[illegible]	...
NEBRASKA			
Large stores and multiunits			
Analyzing merchandise line sales, total	[illegible]	[illegible]	...
Groceries, confectionery, beverages	[illegible]	[illegible]	[illegible]
Men's, boys' clothing, furnishings	[illegible]	[illegible]	[illegible]
Women's, girls', infants' apparel, accessories	[illegible]	[illegible]	[illegible]
Shoes and rubber footwear	[illegible]	[illegible]	[illegible]
Dry goods, bedding, needlework, notions, etc.	[illegible]	[illegible]	[illegible]
Furniture, house furnishings, appliances	[illegible]	[illegible]	[illegible]
Building materials, elect. supplies, hardware	[illegible]	[illegible]	[illegible]
Farm, garden, implements and supplies	[illegible]	[illegible]	[illegible]
Drugs, medicines, toiletries, cosmetics	[illegible]	[illegible]	[illegible]
Cigars, cigarettes, tobacco	[illegible]	[illegible]	[illegible]
Gasoline, lubricants, fuel oil	[illegible]	[illegible]	[illegible]
Other sales	[illegible]	...	...
Not analyzing merchandise line sales	[illegible]	[illegible]	...
Small single unit stores	[illegible]	[illegible]	...
NEW MEXICO			
Large stores and multiunits			
Analyzing merchandise line sales, total	[illegible]	[illegible]	...
Groceries, confectionery, beverages	[illegible]	[illegible]	[illegible]
Men's, boys' clothing, furnishings	[illegible]	[illegible]	[illegible]
Women's, girls', infants' apparel, accessories	[illegible]	[illegible]	[illegible]
Shoes and rubber footwear	[illegible]	[illegible]	[illegible]
Dry goods, bedding, needlework, notions, etc.	[illegible]	[illegible]	[illegible]
Furniture, house furnishings, appliances	[illegible]	[illegible]	[illegible]
Building materials, elect. supplies, hardware	[illegible]	[illegible]	[illegible]
Farm, garden, implements and supplies	[illegible]	[illegible]	[illegible]
Drugs, medicines, toiletries, cosmetics	[illegible]	[illegible]	[illegible]
Cigars, cigarettes, tobacco	[illegible]	[illegible]	[illegible]
Gasoline, lubricants, fuel oil	[illegible]	[illegible]	[illegible]
Other sales	[illegible]	...	...
Not analyzing merchandise line sales	[illegible]	[illegible]	...
Small single unit stores	[illegible]	[illegible]	...

Table 18D.—MERCHANDISE LINE SALES OF LARGE STORES AND MULTIUNITS—GENERAL MERCHANDISE GROUP, GENERAL STORES— KIND OF BUSINESS, BY STATE: 1948—Continued

[See text for explanatory material]

Kind of business and merchandise line	Merchandise line sales (Thousand dollars)	Stores reporting merchandise line: Number	Stores reporting merchandise line: Total sales (Thousand dollars)
GENERAL STORES			
NEW YORK			
Large stores and multiunits —			
Analyzing merchandise line sales, total	[illegible]	[illegible]	...
Groceries, confectionery, beverages	[illegible]	[illegible]	[illegible]
Men's, boys' clothing, furnishings	[illegible]	[illegible]	[illegible]
Women's, girls', infants' apparel, accessories	[illegible]	[illegible]	[illegible]
Shoes and rubber footwear	[illegible]	[illegible]	[illegible]
Dry goods, bedding, needlework, notions, etc.	[illegible]	[illegible]	[illegible]
Furniture, house furnishings, appliances	[illegible]	[illegible]	[illegible]
Building materials, elect. supplies, hardware	[illegible]	[illegible]	[illegible]
Farm, garden, implements and supplies	[illegible]	[illegible]	[illegible]
Drugs, medicines, toiletries, cosmetics	[illegible]	[illegible]	[illegible]
Cigars, cigarettes, tobacco	[illegible]	[illegible]	[illegible]
Gasoline, lubricants, fuel oil	[illegible]	[illegible]	[illegible]
Other sales	[illegible]	...	...
Not analyzing merchandise line sales	[illegible]	[illegible]	...
Small single unit stores	[illegible]	[illegible]	...
NORTH CAROLINA			
Large stores and multiunits —			
Analyzing merchandise line sales, total	[illegible]	[illegible]	...
Groceries, confectionery, beverages	[illegible]	[illegible]	[illegible]
Men's, boys' clothing, furnishings	[illegible]	[illegible]	[illegible]
Women's, girls', infants' apparel, accessories	[illegible]	[illegible]	[illegible]
Shoes and rubber footwear	[illegible]	[illegible]	[illegible]
Dry goods, bedding, needlework, notions, etc.	[illegible]	[illegible]	[illegible]
Furniture, house furnishings, appliances	[illegible]	[illegible]	[illegible]
Building materials, elect. supplies, hardware	[illegible]	[illegible]	[illegible]
Farm, garden, implements and supplies	[illegible]	[illegible]	[illegible]
Drugs, medicines, toiletries, cosmetics	[illegible]	[illegible]	[illegible]
Cigars, cigarettes, tobacco	[illegible]	[illegible]	[illegible]
Gasoline, lubricants, fuel oil	[illegible]	[illegible]	[illegible]
Other sales	[illegible]	...	...
Not analyzing merchandise line sales	[illegible]	[illegible]	...
Small single unit stores	[illegible]	[illegible]	...
NORTH DAKOTA			
Large stores and multiunits —			
Analyzing merchandise line sales, total	[illegible]	[illegible]	...
Groceries, confectionery, beverages	[illegible]	[illegible]	[illegible]
Men's, boys' clothing, furnishings	[illegible]	[illegible]	[illegible]
Women's, girls', infants' apparel, accessories	[illegible]	[illegible]	[illegible]
Shoes and rubber footwear	[illegible]	[illegible]	[illegible]
Dry goods, bedding, needlework, notions, etc.	[illegible]	[illegible]	[illegible]
Furniture, house furnishings, appliances	[illegible]	[illegible]	[illegible]
Building materials, elect. supplies, hardware	[illegible]	[illegible]	[illegible]
Farm, garden, implements and supplies	[illegible]	[illegible]	[illegible]
Drugs, medicines, toiletries, cosmetics	[illegible]	[illegible]	[illegible]
Cigars, cigarettes, tobacco	[illegible]	[illegible]	[illegible]
Gasoline, lubricants, fuel oil	[illegible]	[illegible]	[illegible]
Other sales	[illegible]	...	...
Not analyzing merchandise line sales	[illegible]	[illegible]	...
Small single unit stores	[illegible]	[illegible]	...
OHIO			
Large stores and multiunits —			
Analyzing merchandise line sales, total	[illegible]	[illegible]	...
Groceries, confectionery, beverages	[illegible]	[illegible]	[illegible]
Men's, boys' clothing, furnishings	[illegible]	[illegible]	[illegible]
Women's, girls', infants' apparel, accessories	[illegible]	[illegible]	[illegible]
Shoes and rubber footwear	[illegible]	[illegible]	[illegible]
Dry goods, bedding, needlework, notions, etc.	[illegible]	[illegible]	[illegible]
Furniture, house furnishings, appliances	[illegible]	[illegible]	[illegible]
Building materials, elect. supplies, hardware	[illegible]	[illegible]	[illegible]
Farm, garden, implements and supplies	[illegible]	[illegible]	[illegible]
Drugs, medicines, toiletries, cosmetics	[illegible]	[illegible]	[illegible]
Cigars, cigarettes, tobacco	[illegible]	[illegible]	[illegible]
Gasoline, lubricants, fuel oil	[illegible]	[illegible]	[illegible]
Other sales	[illegible]	...	...
Not analyzing merchandise line sales	[illegible]	[illegible]	...
Small single unit stores	[illegible]	[illegible]	...
OKLAHOMA			
Large stores and multiunits —			
Analyzing merchandise line sales, total	[illegible]	[illegible]	...
Groceries, confectionery, beverages	[illegible]	[illegible]	[illegible]
Men's, boys' clothing, furnishings	[illegible]	[illegible]	[illegible]
Women's, girls', infants' apparel, accessories	[illegible]	[illegible]	[illegible]
Shoes and rubber footwear	[illegible]	[illegible]	[illegible]
Dry goods, bedding, needlework, notions, etc.	[illegible]	[illegible]	[illegible]
Furniture, house furnishings, appliances	[illegible]	[illegible]	[illegible]
Building materials, elect. supplies, hardware	[illegible]	[illegible]	[illegible]
Farm, garden, implements and supplies	[illegible]	[illegible]	[illegible]
Drugs, medicines, toiletries, cosmetics	[illegible]	[illegible]	[illegible]
Cigars, cigarettes, tobacco	[illegible]	[illegible]	[illegible]
Gasoline, lubricants, fuel oil	[illegible]	[illegible]	[illegible]
Other sales	[illegible]	...	...
Not analyzing merchandise line sales	[illegible]	[illegible]	...
Small single unit stores	[illegible]	[illegible]	...
OREGON			
Large stores and multiunits —			
Analyzing merchandise line sales, total	[illegible]	[illegible]	...
Groceries, confectionery, beverages	[illegible]	[illegible]	[illegible]
Men's, boys' clothing, furnishings	[illegible]	[illegible]	[illegible]
Women's, girls', infants' apparel, accessories	[illegible]	[illegible]	[illegible]
Shoes and rubber footwear	[illegible]	[illegible]	[illegible]
Dry goods, bedding, needlework, notions, etc.	[illegible]	[illegible]	[illegible]
Furniture, house furnishings, appliances	[illegible]	[illegible]	[illegible]
Building materials, elect. supplies, hardware	[illegible]	[illegible]	[illegible]
Farm, garden, implements and supplies	[illegible]	[illegible]	[illegible]
Drugs, medicines, toiletries, cosmetics	[illegible]	[illegible]	[illegible]
Cigars, cigarettes, tobacco	[illegible]	[illegible]	[illegible]
Gasoline, lubricants, fuel oil	[illegible]	[illegible]	[illegible]
Other sales	[illegible]	...	...
Not analyzing merchandise line sales	[illegible]	[illegible]	...
Small single unit stores	[illegible]	[illegible]	...
PENNSYLVANIA			
Large stores and multiunits —			
Analyzing merchandise line sales, total	[illegible]	[illegible]	...
Groceries, confectionery, beverages	[illegible]	[illegible]	[illegible]
Men's, boys' clothing, furnishings	[illegible]	[illegible]	[illegible]
Women's, girls', infants' apparel, accessories	[illegible]	[illegible]	[illegible]
Shoes and rubber footwear	[illegible]	[illegible]	[illegible]
Dry goods, bedding, needlework, notions, etc.	[illegible]	[illegible]	[illegible]
Furniture, house furnishings, appliances	[illegible]	[illegible]	[illegible]
Building materials, elect. supplies, hardware	[illegible]	[illegible]	[illegible]
Farm, garden, implements and supplies	[illegible]	[illegible]	[illegible]
Drugs, medicines, toiletries, cosmetics	[illegible]	[illegible]	[illegible]
Cigars, cigarettes, tobacco	[illegible]	[illegible]	[illegible]
Gasoline, lubricants, fuel oil	[illegible]	[illegible]	[illegible]
Other sales	[illegible]	...	...
Not analyzing merchandise line sales	[illegible]	[illegible]	...
Small single unit stores	[illegible]	[illegible]	...
SOUTH CAROLINA			
Large stores and multiunits —			
Analyzing merchandise line sales, total	[illegible]	[illegible]	...
Groceries, confectionery, beverages	[illegible]	[illegible]	[illegible]
Men's, boys' clothing, furnishings	[illegible]	[illegible]	[illegible]
Women's, girls', infants' apparel, accessories	[illegible]	[illegible]	[illegible]
Shoes and rubber footwear	[illegible]	[illegible]	[illegible]
Dry goods, bedding, needlework, notions, etc.	[illegible]	[illegible]	[illegible]
Furniture, house furnishings, appliances	[illegible]	[illegible]	[illegible]
Building materials, elect. supplies, hardware	[illegible]	[illegible]	[illegible]
Farm, garden, implements and supplies	[illegible]	[illegible]	[illegible]
Drugs, medicines, toiletries, cosmetics	[illegible]	[illegible]	[illegible]
Cigars, cigarettes, tobacco	[illegible]	[illegible]	[illegible]
Gasoline, lubricants, fuel oil	[illegible]	[illegible]	[illegible]
Other sales	[illegible]	...	...
Not analyzing merchandise line sales	[illegible]	[illegible]	...
Small single unit stores	[illegible]	[illegible]	...
SOUTH DAKOTA			
Large stores and multiunits —			
Analyzing merchandise line sales, total	[illegible]	[illegible]	...
Groceries, confectionery, beverages	[illegible]	[illegible]	[illegible]
Men's, boys' clothing, furnishings	[illegible]	[illegible]	[illegible]
Women's, girls', infants' apparel, accessories	[illegible]	[illegible]	[illegible]
Shoes and rubber footwear	[illegible]	[illegible]	[illegible]
Dry goods, bedding, needlework, notions, etc.	[illegible]	[illegible]	[illegible]
Furniture, house furnishings, appliances	[illegible]	[illegible]	[illegible]
Building materials, elect. supplies, hardware	[illegible]	[illegible]	[illegible]
Farm, garden, implements and supplies	[illegible]	[illegible]	[illegible]
Drugs, medicines, toiletries, cosmetics	[illegible]	[illegible]	[illegible]
Cigars, cigarettes, tobacco	[illegible]	[illegible]	[illegible]
Gasoline, lubricants, fuel oil	[illegible]	[illegible]	[illegible]
Other sales	[illegible]	...	...
Not analyzing merchandise line sales	[illegible]	[illegible]	...
Small single unit stores	[illegible]	[illegible]	...
TENNESSEE			
Large stores and multiunits —			
Analyzing merchandise line sales, total	[illegible]	[illegible]	...
Groceries, confectionery, beverages	[illegible]	[illegible]	[illegible]
Men's, boys' clothing, furnishings	[illegible]	[illegible]	[illegible]
Women's, girls', infants' apparel, accessories	[illegible]	[illegible]	[illegible]
Shoes and rubber footwear	[illegible]	[illegible]	[illegible]
Dry goods, bedding, needlework, notions, etc.	[illegible]	[illegible]	[illegible]
Furniture, house furnishings, appliances	[illegible]	[illegible]	[illegible]
Building materials, elect. supplies, hardware	[illegible]	[illegible]	[illegible]
Farm, garden, implements and supplies	[illegible]	[illegible]	[illegible]
Drugs, medicines, toiletries, cosmetics	[illegible]	[illegible]	[illegible]
Cigars, cigarettes, tobacco	[illegible]	[illegible]	[illegible]
Gasoline, lubricants, fuel oil	[illegible]	[illegible]	[illegible]
Other sales	[illegible]	...	...
Not analyzing merchandise line sales	[illegible]	[illegible]	...
Small single unit stores	[illegible]	[illegible]	...
TEXAS			
Large stores and multiunits —			
Analyzing merchandise line sales, total	[illegible]	[illegible]	...
Groceries, confectionery, beverages	[illegible]	[illegible]	[illegible]
Men's, boys' clothing, furnishings	[illegible]	[illegible]	[illegible]
Women's, girls', infants' apparel, accessories	[illegible]	[illegible]	[illegible]
Shoes and rubber footwear	[illegible]	[illegible]	[illegible]
Dry goods, bedding, needlework, notions, etc.	[illegible]	[illegible]	[illegible]
Furniture, house furnishings, appliances	[illegible]	[illegible]	[illegible]
Building materials, elect. supplies, hardware	[illegible]	[illegible]	[illegible]
Farm, garden, implements and supplies	[illegible]	[illegible]	[illegible]
Drugs, medicines, toiletries, cosmetics	[illegible]	[illegible]	[illegible]
Cigars, cigarettes, tobacco	[illegible]	[illegible]	[illegible]
Gasoline, lubricants, fuel oil	[illegible]	[illegible]	[illegible]
Other sales	[illegible]	...	...
Not analyzing merchandise line sales	[illegible]	[illegible]	...
Small single unit stores	[illegible]	[illegible]	...
UTAH			
Large stores and multiunits —			
Analyzing merchandise line sales, total	[illegible]	[illegible]	...
Groceries, confectionery, beverages	[illegible]	[illegible]	[illegible]
Men's, boys' clothing, furnishings	[illegible]	[illegible]	[illegible]
Women's, girls', infants' apparel, accessories	[illegible]	[illegible]	[illegible]
Shoes and rubber footwear	[illegible]	[illegible]	[illegible]
Dry goods, bedding, needlework, notions, etc.	[illegible]	[illegible]	[illegible]
Furniture, house furnishings, appliances	[illegible]	[illegible]	[illegible]
Building materials, elect. supplies, hardware	[illegible]	[illegible]	[illegible]
Farm, garden, implements and supplies	[illegible]	[illegible]	[illegible]
Drugs, medicines, toiletries, cosmetics	[illegible]	[illegible]	[illegible]
Cigars, cigarettes, tobacco	[illegible]	[illegible]	[illegible]
Gasoline, lubricants, fuel oil	[illegible]	[illegible]	[illegible]
Other sales	[illegible]	...	...
Not analyzing merchandise line sales	[illegible]	[illegible]	...
Small single unit stores	[illegible]	[illegible]	...
VIRGINIA			
Large stores and multiunits —			
Analyzing merchandise line sales, total	[illegible]	[illegible]	...
Groceries, confectionery, beverages	[illegible]	[illegible]	[illegible]
Men's, boys' clothing, furnishings	[illegible]	[illegible]	[illegible]
Women's, girls', infants' apparel, accessories	[illegible]	[illegible]	[illegible]
Shoes and rubber footwear	[illegible]	[illegible]	[illegible]
Dry goods, bedding, needlework, notions, etc.	[illegible]	[illegible]	[illegible]
Furniture, house furnishings, appliances	[illegible]	[illegible]	[illegible]
Building materials, elect. supplies, hardware	[illegible]	[illegible]	[illegible]
Farm, garden, implements and supplies	[illegible]	[illegible]	[illegible]
Drugs, medicines, toiletries, cosmetics	[illegible]	[illegible]	[illegible]
Cigars, cigarettes, tobacco	[illegible]	[illegible]	[illegible]
Gasoline, lubricants, fuel oil	[illegible]	[illegible]	[illegible]
Other sales	[illegible]	...	...
Not analyzing merchandise line sales	[illegible]	[illegible]	...
Small single unit stores	[illegible]	[illegible]	...
WASHINGTON			
Large stores and multiunits —			
Analyzing merchandise line sales, total	[illegible]	[illegible]	...
Groceries, confectionery, beverages	[illegible]	[illegible]	[illegible]
Men's, boys' clothing, furnishings	[illegible]	[illegible]	[illegible]
Women's, girls', infants' apparel, accessories	[illegible]	[illegible]	[illegible]
Shoes and rubber footwear	[illegible]	[illegible]	[illegible]
Dry goods, bedding, needlework, notions, etc.	[illegible]	[illegible]	[illegible]
Furniture, house furnishings, appliances	[illegible]	[illegible]	[illegible]
Building materials, elect. supplies, hardware	[illegible]	[illegible]	[illegible]
Farm, garden, implements and supplies	[illegible]	[illegible]	[illegible]
Drugs, medicines, toiletries, cosmetics	[illegible]	[illegible]	[illegible]
Cigars, cigarettes, tobacco	[illegible]	[illegible]	[illegible]
Gasoline, lubricants, fuel oil	[illegible]	[illegible]	[illegible]
Other sales	[illegible]	...	...
Not analyzing merchandise line sales	[illegible]	[illegible]	...
Small single unit stores	[illegible]	[illegible]	...
WEST VIRGINIA			
Large stores and multiunits —			
Analyzing merchandise line sales, total	[illegible]	[illegible]	...
Groceries, confectionery, beverages	[illegible]	[illegible]	[illegible]
Men's, boys' clothing, furnishings	[illegible]	[illegible]	[illegible]
Women's, girls', infants' apparel, accessories	[illegible]	[illegible]	[illegible]
Shoes and rubber footwear	[illegible]	[illegible]	[illegible]
Dry goods, bedding, needlework, notions, etc.	[illegible]	[illegible]	[illegible]
Furniture, house furnishings, appliances	[illegible]	[illegible]	[illegible]
Building materials, elect. supplies, hardware	[illegible]	[illegible]	[illegible]
Farm, garden, implements and supplies	[illegible]	[illegible]	[illegible]
Drugs, medicines, toiletries, cosmetics	[illegible]	[illegible]	[illegible]
Cigars, cigarettes, tobacco	[illegible]	[illegible]	[illegible]
Gasoline, lubricants, fuel oil	[illegible]	[illegible]	[illegible]
Other sales	[illegible]	...	...
Not analyzing merchandise line sales	[illegible]	[illegible]	...
Small single unit stores	[illegible]	[illegible]	...
WISCONSIN			
Large stores and multiunits —			
Analyzing merchandise line sales, total	[illegible]	[illegible]	...
Groceries, confectionery, beverages	[illegible]	[illegible]	[illegible]
Men's, boys' clothing, furnishings	[illegible]	[illegible]	[illegible]
Women's, girls', infants' apparel, accessories	[illegible]	[illegible]	[illegible]
Shoes and rubber footwear	[illegible]	[illegible]	[illegible]
Dry goods, bedding, needlework, notions, etc.	[illegible]	[illegible]	[illegible]
Furniture, house furnishings, appliances	[illegible]	[illegible]	[illegible]
Building materials, elect. supplies, hardware	[illegible]	[illegible]	[illegible]
Farm, garden, implements and supplies	[illegible]	[illegible]	[illegible]
Drugs, medicines, toiletries, cosmetics	[illegible]	[illegible]	[illegible]
Cigars, cigarettes, tobacco	[illegible]	[illegible]	[illegible]
Gasoline, lubricants, fuel oil	[illegible]	[illegible]	[illegible]
Other sales	[illegible]	...	...
Not analyzing merchandise line sales	[illegible]	[illegible]	...
Small single unit stores	[illegible]	[illegible]	...
WYOMING			
Large stores and multiunits —			
Analyzing merchandise line sales, total	[illegible]	[illegible]	...
Groceries, confectionery, beverages	[illegible]	[illegible]	[illegible]
Men's, boys' clothing, furnishings	[illegible]	[illegible]	[illegible]
Women's, girls', infants' apparel, accessories	[illegible]	[illegible]	[illegible]
Shoes and rubber footwear	[illegible]	[illegible]	[illegible]
Dry goods, bedding, needlework, notions, etc.	[illegible]	[illegible]	[illegible]
Furniture, house furnishings, appliances	[illegible]	[illegible]	[illegible]
Building materials, elect. supplies, hardware	[illegible]	[illegible]	[illegible]
Farm, garden, implements and supplies	[illegible]	[illegible]	[illegible]
Drugs, medicines, toiletries, cosmetics	[illegible]	[illegible]	[illegible]
Cigars, cigarettes, tobacco	[illegible]	[illegible]	[illegible]
Gasoline, lubricants, fuel oil	[illegible]	[illegible]	[illegible]
Other sales	[illegible]	...	...
Not analyzing merchandise line sales	[illegible]	[illegible]	...
Small single unit stores	[illegible]	[illegible]	...

x Withheld to avoid disclosure.
[1] Combined with Other sales.

Table 18E.—MERCHANDISE LINE SALES OF LARGE STORES AND MULTIUNITS—GENERAL MERCHANDISE GROUP, GENERAL STORES—KIND OF BUSINESS, FOR SELECTED STANDARD METROPOLITAN AREAS 1948

[See text for explanatory material]

Kind of business and merchandise line	AKRON, OHIO: Merchandise line sales (Thousand dollars)	Stores reporting merchandise line: Number	Total sales (Thousand dollars)	ALBANY-SCHENECTADY-TROY, N.Y.: Merchandise line sales (Thousand dollars)	Stores reporting merchandise line: Number	Total sales (Thousand dollars)	ALLENTOWN-BETHLEHEM-EASTON, PA.: Merchandise line sales (Thousand dollars)	Stores reporting merchandise line: Number	Total sales (Thousand dollars)	ATLANTA, GA.: Merchandise line sales (Thousand dollars)	Stores reporting merchandise line: Number	Total sales (Thousand dollars)	BALTIMORE, MD.: Merchandise line sales (Thousand dollars)	Stores reporting merchandise line: Number	Total sales (Thousand dollars)
DEPARTMENT STORES															
Large stores and multiunits															
Analyzing merchandise line sales, total	58,8[illegible]	9	...	72,1[illegible]	[illegible]	...	31,588	9	...	138,496	5	...	202,394	24	...
Main store															
Piece goods and household textiles															
Silks, velvets, synthetics, woolen yard goods	941	8	58,893	1,608	9	72,129	474	7	(x)	3,391	5	138,496	3,570	13	168,871
Cotton yard goods	311	6	(x)	636	8	(x)	250	7	(x)	1,573	5	138,496	1,353	9	143,713
Linens and towels	632	8	58,893	738	9	72,129	409	7	(x)	1,322	5	138,496	2,005	15	182,368
Domestics, blankets, comforters, spreads	[illegible]	[illegible]	(x)	1,215	9	72,129	820	8	(x)	2,965	5	138,496	4,020	19	184,848
Small wares															
Laces, ribbons, notions, needlework	1,122	8	58,893	364	9	72,129	773	8	(x)	2,180	5	138,496	2,681	13	168,871
Toiletries, drugs, drug sundries	1,32[illegible]	[illegible]	(x)	1,311	9	72,129	514	9	31,588	2,113	5	138,496	2,998	15	192,113
Silverware, clocks, fine jewelry, watches	517	[illegible]	(x)	470	8	(x)	118	4	19,610	1,802	4	(x)	1,202	13	174,351
Costume jewelry	532	[illegible]	(x)	376	9	72,129	452	7	(x)	755	5	138,496	1,088	13	178,207
Books, magazines, stationery	462	6	(x)	406	7	(x)	487	8	(x)	1,303	5	138,496	2,527	11	158,330
Women's and misses' ready-to-wear accessories															
Neckwear, scarfs, handkerchiefs	619	[illegible]	(x)	381	8	(x)	226	7	(x)	1,488	5	138,496	2,261	17	186,067
Millinery	545	8	58,893	485	7	(x)	438	9	31,588	994	4	(x)	1,834	19	131,810
Women's, children's gloves	328	8	58,893	264	9	72,129	214	9	31,588	444	5	138,496	979	17	185,574
Corsets and brassieres	645	8	58,893	1,[illegible]	9	72,129	552	9	31,588	1,396	5	138,496	2,606	21	200,132
Women's, children's hosiery	1,247	8	58,893	1,134	9	72,129	882	9	31,588	2,079	5	138,496	3,417	23	(x)
Underwear, slips, negligees, robes	1,601	8	58,893	2,420	9	72,129	1,101	8	(x)	5,745	5	138,496	6,894	22	(x)
Infants' wear	1,256	8	58,893	2,227	9	72,129	862	9	31,588	3,999	5	138,496	5,766	21	199,431
Handbags, small leather goods	661	8	58,893	357	9	72,129	271	7	(x)	1,020	5	138,496	1,569	20	196,112
Women's, children's shoes	2,115	7	(x)	2,287	8	(x)	1,139	9	31,588	5,238	5	138,496	6,234	21	201,334
Women's and misses' ready-to-wear apparel															
Women's, misses', juniors' coats and suits	2,525	8	58,893	1,614	8	(x)	1,680	9	31,588	2,364	4	(x)	7,510	23	(x)
Women's, misses', juniors' dresses	2,292	8	58,893	1,336	8	(x)	1,478	9	31,588	(1)	4	(x)	8,339	23	(x)
Girls' and teen age wear	661	[illegible]	(x)	809	9	72,129	524	8	(x)	2,752	5	138,496	3,182	24	202,394
Blouses, skirts, sportswear	1,122	[illegible]	58,893	1,289	9	72,129	1,033	7	(x)	2,682	5	138,496	5,067	22	(x)
Aprons, housedresses and uniforms	837	[illegible]	(x)	[illegible]	9	72,129	419	7	(x)	974	5	138,496	2,084	17	193,363
Furs	554	7	(x)	446	8	(x)	282	6	28,037	434	4	(x)	1,094	18	141,420
Men's and boys' wear															
Men's clothing	1,651	8	58,893	1,507	6	60,581	777	4	20,377	4,248	5	138,496	6,382	16	161,940
Men's furnishings, hats	2,257	8	58,893	3,114	9	72,129	1,499	8	(x)	5,371	5	138,496	9,424	23	(x)
Boys' wear	1,138	8	58,893	1,967	9	72,129	540	8	(x)	4,018	5	138,496	5,389	22	(x)
Men's, boys' shoes and slippers	375	5	55,272	876	7	(x)	243	5	20,001	(1)	4	(x)	2,315	11	155,352
Home furnishings															
Furniture, beds, mattresses, springs	2,846	8	58,893	4,488	9	72,129	1,108	5	26,476	6,234	5	138,496	9,755	18	152,944
Floor coverings	1,246	[illegible]	(x)	2,563	9	72,129	357	6	25,250	3,754	5	138,496	6,171	18	181,206
Draperies, curtains, upholstery, lamps and shades	1,932	8	58,893	3,214	9	72,129	1,232	9	31,588	5,331	5	138,496	8,268	20	198,427
Major household appliances	2,736	7	(x)	2,816	9	72,129	1,286	6	27,543	6,899	5	138,496	10,066	21	195,252
China, glassware, housewares (inc. electric)	2,773	8	58,893	3,216	9	72,129	1,496	4	31,588	6,148	5	138,496	8,724	20	194,868
Radios, phonographs, television, records, etc	1,268	7	(x)	1,172	9	72,129	834	4	21,361	2,182	4	(x)	3,824	18	186,903
Miscellaneous merchandise departments															
Toys, games, sporting goods, cameras	1,322	8	58,893	(1)	9	(x)	858	4	31,588	5,270	5	138,496	8,677	18	193,361
Luggage	345	[illegible]	(x)	20[illegible]	4	72,129	123	6	27,313	511	5	138,496	461	11	168,532
Candy, groceries, other foods	607	6	(x)	53	2	(x)	570	8	(x)	1,221	4	(x)	1,378	10	158,627
Restaurant and fountain	[illegible]	4	54,115	[illegible]	6	61,[illegible]	(1)	2	(x)	571	3	(x)	[illegible]	8	147,014
Packaged liquors and wines	(1)	1	(x)	...	...	...	...	...	...	...	...	...	(1)	1	(x)
Paint and wallpaper	240	[illegible]	(x)	(1)	6	(x)	253	4	20,142	(1)	3	(x)	(1)	5	(x)
Hardware	(1)	1	(x)	(1)	2	(x)	(1)	2	(x)	(1)	2	(x)	(1)	3	(x)
Lighting, electrical supplies	(1)	3	(x)	(1)	2	(x)	(1)	2	(x)	(1)	2	(x)	(1)	3	(x)
Heating, plumbing equipment and supplies	(1)	4	(x)	(1)	2	(x)	(1)	2	(x)	(1)	[illegible]	(x)	3,717	4	92,829
Building materials	(1)	1	(x)	(1)	2	(x)	(1)	2	(x)	(1)	2	(x)	(1)	3	(x)
Farm equipment, implements, machinery	(1)	1	(x)	(1)	2	(x)	(1)	2	(x)	(1)	2	(x)	(1)	3	(x)
Tires, batteries, and accessories	(1)	4	(x)	(1)	2	(x)	(1)	1	(x)	(1)	[illegible]	(x)	(1)	6	(x)
Gasoline and lubricants	(1)	2	(x)	(1)	2	(x)	...	...	...	(1)	[illegible]	(x)	(1)	3	(x)
Basement store															
Piece goods and household textiles	(1)	3	(x)	(1)	1	(x)	(1)	2	(x)	(1)	[illegible]	(x)	1,245	5	70,807
Women's and misses' ready-to-wear															
Intimate apparel, other accessories	[illegible]	4	54,115	(1)	1	(x)	555	3	18,[illegible]	(1)	3	(x)	2,150	7	87,302
Coats, suits, dresses	[illegible]	4	54,115	(1)	[illegible]	(x)	[illegible]	[illegible]	18,[illegible]	(1)	3	(x)	4,104	9	106,059
Blouses, skirts, sportswear	[illegible]	4	54,115	(1)	1	(x)	1[illegible]	3	18,73[illegible]	(1)	[illegible]	(x)	472	4	67,864
Infants' and children's wear	[illegible]	4	54,115	(1)	1	(x)	[illegible]	3	18,742	(1)	3	(x)	1,154	5	80,898
Men's and boys' wear															
Men's clothing, furnishings	[illegible]	4	54,115	(1)	1	(x)	(1)	2	(x)	(1)	3	(x)	1,754	4	68,231
Boys' wear	(1)	3	(x)	(1)	1	(x)	(1)	2	(x)	(1)	3	(x)	619	5	80,898
Home furnishings	[illegible]	[illegible]	54,115	(1)	[illegible]	(x)	(1)	1	(x)	(1)	2	(x)	578	4	68,231
Shoes	(1)	[illegible]	(x)	(1)	2	(x)	[illegible]	3	18,73[illegible]	(1)	3	(x)	1,208	8	100,336
Other															
Other sales and receipts	3,[illegible]	...	...	[illegible]	...	...	3,143	...	...	31,83[illegible]	...	...	21,8[illegible]	...	...
Not analyzing merchandise line sales	...	...	...	...	...	...	...	...	...	...	...	...	...	...	...
Small single-unit stores	...	...	...	...	...	...	...	...	...	...	...	...	...	...	...

[illegible]

Table 18E.—MERCHANDISE LINE SALES OF LARGE STORES AND MULTIUNITS—GENERAL MERCHANDISE GROUP, GENERAL STORES—KIND OF BUSINESS, FOR SELECTED STANDARD METROPOLITAN AREAS: 1948—Continued

[See text for explanatory material]

Kind of business and merchandise line	Merchandise line sales (Thousand dollars)	Stores reporting merchandise line: Number	Stores reporting merchandise line: Total sales (Thousand dollars)	Merchandise line sales (Thousand dollars)	Stores reporting merchandise line: Number	Stores reporting merchandise line: Total sales (Thousand dollars)	Merchandise line sales (Thousand dollars)	Stores reporting merchandise line: Number	Stores reporting merchandise line: Total sales (Thousand dollars)	Merchandise line sales (Thousand dollars)	Stores reporting merchandise line: Number	Stores reporting merchandise line: Total sales (Thousand dollars)	Merchandise line sales (Thousand dollars)	Stores reporting merchandise line: Number	Stores reporting merchandise line: Total sales (Thousand dollars)
	BIRMINGHAM, ALA.			BOSTON, MASS.			BRIDGEPORT, CONN.			BUFFALO, N.Y.			CANTON, OHIO		
DEPARTMENT STORES															
Large stores and multiunits—Analyzing merchandise line sales, total	42,119	4	...	294,518	53	...	19,574	4	...	116,863	23	...	42,315	12	...
Main store															
Piece goods and household textiles:															
Silks, velvets, synthetics, woolen yard goods	985	4	42,119	2,780	26	205,251	193	3	(x)	2,044	20	113,829	177	6	12,056
Cotton yard goods	708	4	42,119	1,086	17	181,594	234	4	19,574	569	14	76,890	267	7	15,399
Linens and towels	576	4	42,119	2,970	36	275,307	243	3	(x)	1,796	19	90,928	497	9	19,291
Domestics, blankets, comforters, spreads	575	3	(x)	6,552	49	291,046	673	4	19,574	2,908	23	116,863	885	10	(x)
Small wares:															
Laces, ribbons, notions, needlework	740	4	42,119	5,290	39	281,396	521	4	19,574	2,230	22	(x)	282	9	19,291
Toiletries, drugs, drug sundries	944	4	42,119	5,390	49	290,013	413	4	19,574	2,361	18	107,658	232	8	17,385
Silverware, clocks, fine jewelry, watches	361	4	42,119	2,386	17	252,423	182	3	(x)	1,146	14	100,915	309	7	11,264
Costume jewelry	239	3	(x)	1,947	44	285,418	163	4	19,574	1,179	17	102,113	196	11	(x)
Books, magazines, stationery	435	4	42,119	4,268	33	264,530	(1)	2	(x)	1,395	15	105,475	36	6	8,026
Women's and misses' ready-to-wear accessories:															
Neckwear, scarfs, handkerchiefs	474	4	42,119	3,272	43	285,555	257	4	19,574	1,782	21	109,873	305	10	(x)
Millinery	574	4	42,119	3,346	41	240,740	335	4	19,574	1,574	23	114,835	299	10	(x)
Women's, children's gloves	211	4	42,119	1,784	43	285,225	192	3	(x)	840	22	(x)	163	10	(x)
Corsets and brassieres	420	4	42,119	4,326	51	(x)	348	4	19,574	1,953	23	116,863	423	10	(x)
Women's, children's hosiery	848	4	42,119	5,343	53	294,518	689	4	19,574	3,255	23	116,863	593	9	19,952
Underwear, slips, negligees, robes	1,298	4	42,119	7,819	51	(x)	1,050	4	19,574	4,224	23	116,863	907	12	22,315
Infants' wear	882	4	42,119	4,752	52	(x)	640	4	19,574	3,105	23	116,863	842	10	(x)
Handbags, small leather goods	334	4	42,119	2,649	32	279,840	209	3	(x)	1,218	22	(x)	264	10	(x)
Women's, children's shoes	1,509	4	42,119	8,568	41	286,410	639	4	19,574	4,502	21	(x)	938	12	22,315
Women's and misses' ready-to-wear apparel															
Women's, misses', juniors' coats and suits	2,334	4	42,119	10,159	47	244,846	922	4	19,574	5,410	23	116,863	1,039	10	(x)
Women's, misses', juniors' dresses	1,152	4	42,119	13,648	48	245,087	951	4	19,574	5,359	21	(x)	1,130	10	(x)
Girls' and teen-age wear	466	4	42,119	4,415	48	288,410	225	4	19,574	2,357	23	116,863	490	9	15,588
Blouses, skirts, sportswear	736	4	42,119	7,406	49	288,399	649	3	(x)	2,993	23	116,863	682	10	(x)
Aprons, housedresses and uniforms	369	4	42,119	3,945	43	284,709	374	4	19,574	2,064	23	116,863	516	10	(x)
Furs	324	4	42,119	3,013	23	249,012	269	3	(x)	994	20	115,437	86	8	17,817
Men's and boys' wear:															
Men's clothing	1,203	4	42,119	9,383	29	262,979	684	3	(x)	2,892	17	104,788	443	8	17,443
Men's furnishings, hats	1,981	4	42,119	13,407	42	286,465	1,068	4	19,574	5,568	21	(x)	1,629	11	(x)
Boys' wear	957	4	42,119	5,813	48	281,541	486	4	19,574	2,241	21	(x)	529	9	19,875
Men's, boys' shoes and slippers	275	3	(x)	2,242	27	261,498	173	3	(x)	1,058	13	94,808	104	4	7,409
Home furnishings:															
Furniture, beds, mattresses, springs	1,727	3	(x)	11,326	34	274,403	(1)	2	(x)	4,299	16	105,033	433	5	8,414
Floor coverings	1,110	4	42,119	6,810	31	207,996	386	3	(x)	4,654	20	113,542	398	6	12,059
Draperies, curtains, upholstery, lamps and shades	1,497	4	42,119	8,804	52	(x)	850	4	19,574	5,012	23	116,863	1,380	9	19,241
Major household appliances	2,180	4	42,119	9,888	38	264,950	(1)	2	(x)	3,702	15	101,300	957	11	(x)
China, glassware, housewares (inc. electric)	1,504	4	42,119	12,199	53	294,518	1,017	4	19,574	4,466	21	(x)	500	9	15,080
Radios, phonographs, television, records, etc	369	3	(x)	3,752	34	200,027	(1)	2	(x)	931	13	95,650	386	7	12,078
Miscellaneous merchandise departments:															
Toys, games, sporting goods, cameras	902	3	(x)	8,128	42	287,276	632	3	(x)	2,608	21	(x)	686	10	(x)
Luggage	169	4	42,119	1,067	27	267,882	110	3	(x)	417	16	85,415	31	5	11,268
Candy, groceries, other foods	224	4	42,119	2,093	15	194,671	(1)	2	(x)	8,321	13	102,093	160	7	15,936
Restaurant and fountain	404	3	(x)	1,454	16	171,240	(1)	2	(x)	1,551	8	82,123	(1)	2	(x)
Packaged liquors and wines	...	...	...	...	...	...	...	...	...	...	...	...	...	...	...
Paint and wallpaper	451	3	(x)	1,874	21	189,931	(1)	1	(x)	763	10	55,313	261	4	12,226
Hardware	(1)	2	(x)	4,438	9	92,365	(1)	1	(x)	952	7	39,434	(1)	1	(x)
Lighting, electrical supplies	(1)	2	(x)	644	5	60,780	...	...	...	345	7	40,342	(1)	1	(x)
Heating, plumbing equipment and supplies	(1)	2	(x)	2,924	7	64,125	...	...	...	(1)	3	(x)	(1)	2	(x)
Building materials	(1)	1	(x)	1,539	8	142,746	...	...	...	734	5	52,187	(1)	1	(x)
Farm equipment, implements, machinery	(1)	1	(x)	(1)	2	(x)	...	...	...	(1)	2	(x)	(1)	1	(x)
Tires, batteries, and accessories	(1)	1	(x)	4,505	7	82,019	...	...	...	1,229	5	38,008	(1)	2	(x)
Gasoline and lubricants	(1)	1	(x)	(1)	3	(x)	...	...	...	68	3	14,998	...	...	...
Basement store															
Piece goods and household textiles	(1)	2	(x)	1,887	5	98,834	...	...	...	169	3	17,670	(1)	1	(x)
Women's, misses' ready-to-wear:															
Intimate apparel, other accessories	(1)	2	(x)	11,733	7	175,212	...	...	...	(1)	2	(x)	(1)	1	(x)
Coats, suits, dresses	(1)	2	(x)	10,612	8	182,693	...	...	...	(1)	2	(x)	...	...	...
Blouses, skirts, sportswear	(1)	2	(x)	2,088	7	175,212	...	...	...	(1)	2	(x)	...	...	...
Infants' and children's wear	(1)	2	(x)	4,317	7	175,212	...	...	...	(1)	2	(x)	...	...	...
Men's and boys' wear:															
Men's clothing, furnishings	(1)	2	(x)	8,464	7	175,212	...	...	...	(1)	2	(x)	(1)	3	(x)
Boys' wear	(1)	2	(x)	1,630	6	174,297	...	...	...	(1)	1	(x)	...	...	...
Home furnishings	(1)	2	(x)	3,954	7	169,540	...	...	...	(1)	1	(x)	(1)	3	(x)
Shoes	(1)	2	(x)	3,504	10	177,108	...	...	...	(1)	2	(x)	(1)	2	(x)
Other															
Other sales and receipts	9,652	...	...	10,927	...	...	3,697	...	...	7,624	...	...	2,870	...	...
Not analyzing merchandise line sales	...	...	...	...	...	...	...	...	...	...	...	...	...	...	...
Small single unit stores	...	...	...	...	...	...	...	...	...	...	...	...	...	...	...

See footnotes at end of table.

Table 18E.—MERCHANDISE LINE SALES OF LARGE STORES AND MULTIUNITS—GENERAL MERCHANDISE GROUP, GENERAL STORES—KIND OF BUSINESS, FOR SELECTED STANDARD METROPOLITAN AREAS: 1948—Continued

[See text for explanatory material]

Kind of business and merchandise line	CHARLESTON, W.VA. Merchandise line sales (Thousand dollars)	Stores reporting merchandise line: Number	Stores reporting merchandise line: Total sales (Thousand dollars)	CHICAGO, ILL. Merchandise line sales (Thousand dollars)	Stores reporting merchandise line: Number	Stores reporting merchandise line: Total sales (Thousand dollars)	CINCINNATI, OHIO Merchandise line sales (Thousand dollars)	Stores reporting merchandise line: Number	Stores reporting merchandise line: Total sales (Thousand dollars)	CLEVELAND, OHIO Merchandise line sales (Thousand dollars)	Stores reporting merchandise line: Number	Stores reporting merchandise line: Total sales (Thousand dollars)	COLUMBUS, OHIO Merchandise line sales (Thousand dollars)	Stores reporting merchandise line: Number	Stores reporting merchandise line: Total sales (Thousand dollars)
DEPARTMENT STORES															
Large stores and multiunits– Analyzing merchandise line sales, total	19,021	8	...	1,076,677	83	...	111,513	12	...	213,125	15	...	72,250	8	...
Main store															
Piece goods and household textiles															
Silks, velvets, synthetics, woolen yard goods	323	8	19,021	16,511	79	791,073	1,930	12	111,513	2,444	11	208,299	1,186	7	(x)
Cotton yard goods	121	6	(x)	8,228	66	923,907	942	11	(x)	1,419	13	(x)	459	6	(x)
Linens and towels	161	7	(x)	12,878	77	995,398	1,340	12	111,513	2,707	13	(x)	958	8	72,250
Domestics, blankets, comforters, spreads	416	8	19,021	26,856	80	1,074,495	2,158	12	111,513	4,309	15	213,125	1,094	8	72,250
Small wares															
Laces, ribbons, notions, needlework	305	7	(x)	13,356	75	903,473	2,454	12	111,513	4,188	13	(x)	1,153	6	(x)
Toiletries, drugs, drug sundries	225	4	11,272	15,436	64	884,777	1,811	8	94,631	4,351	12	210,735	1,179	5	65,599
Silverware, clocks, fine jewelry, watches	(1)	3	(x)	18,412	57	1,032,100	1,045	7	101,134	2,138	9	203,332	574	5	62,757
Costume jewelry	137	4	11,272	4,768	63	890,393	881	8	94,631	1,700	13	(x)	(1)	3	(x)
Books, magazines, stationery	111	3	10,489	12,421	53	860,569	1,432	7	93,193	3,108	10	205,603	(1)	4	(x)
Women's and misses' ready-to-wear accessories															
Neckwear, scarfs, handkerchiefs	204	7	(x)	10,119	72	981,864	1,159	12	111,513	2,773	15	213,125	768	6	(x)
Millinery	214	6	(x)	11,066	68	960,607	1,297	10	(x)	2,463	13	(x)	572	7	(x)
Women's, children's gloves	106	8	19,021	4,031	73	903,633	596	12	111,513	1,301	13	(x)	392	7	(x)
Corsets and brassieres	304	8	19,021	13,763	79	1,072,454	1,105	12	111,513	2,736	13	(x)	690	8	72,250
Women's, children's hosiery	389	8	19,021	15,367	81	(x)	2,272	12	111,513	4,381	14	(x)	1,533	8	72,250
Underwear, slips, negligees, robes	727	8	19,021	35,994	81	(x)	3,506	12	111,513	6,182	14	(x)	2,378	8	72,250
Infants' wear	434	7	(x)	25,571	82	(x)	3,045	12	111,513	4,350	15	213,125	1,823	7	(x)
Handbags, small leather goods	186	8	19,021	8,006	76	996,449	1,271	11	(x)	2,128	13	(x)	777	8	72,250
Women's, children's shoes	761	[illegible]	(x)	41,982	79	1,069,848	3,322	11	(x)	6,060	13	(x)	2,063	7	(x)
Women's and misses' ready-to-wear apparel															
Women's, misses', juniors' coats and suits	919	6	(x)	40,470	75	934,683	4,453	11	(x)	9,210	15	213,125	3,449	8	72,250
Women's, misses', juniors' dresses	812	6	(x)	45,935	75	929,036	4,808	11	(x)	9,546	15	213,125	3,527	8	72,250
Girls' and teen-age wear	324	[illegible]	(x)	26,692	73	1,058,320	1,702	11	(x)	2,729	14	(x)	1,049	8	72,250
Blouses, skirts, sportswear	453	7	(x)	30,485	77	1,070,022	3,209	11	(x)	5,120	14	(x)	2,021	8	72,250
Aprons, housedresses and uniforms	153	6	(x)	14,768	69	892,640	1,211	10	(x)	2,231	12	(x)	934	8	72,250
Furs	45	4	12,835	5,270	64	751,859	738	10	(x)	2,101	14	(x)	356	5	67,354
Men's and boys' wear															
Men's clothing	541	6	(x)	42,003	71	1,045,552	2,951	10	(x)	7,026	14	(x)	1,940	7	(x)
Men's furnishings, hats	843	8	19,021	44,396	78	1,073,136	4,623	12	111,513	9,018	15	213,125	3,485	8	72,250
Boys' wear	480	7	(x)	26,115	79	1,071,258	2,035	12	111,513	3,438	14	(x)	1,374	8	72,250
Men's, boys' shoes and slippers	306	[illegible]	(x)	15,382	69	1,057,734	586	9	98,416	1,464	12	207,559	376	5	60,190
Home furnishings															
Furniture, beds, mattresses, springs	962	6	(x)	52,052	63	1,057,304	6,036	11	(x)	9,360	15	213,125	2,768	8	72,250
Floor coverings	546	6	(x)	30,554	64	1,039,837	4,240	12	111,513	6,530	15	213,125	1,820	8	72,250
Draperies, curtains, upholstery, lamps and shades	572	8	19,021	41,902	80	1,092,873	4,373	12	111,513	6,591	14	(x)	2,318	8	72,250
Major household appliances	1,345	8	19,021	36,423	73	1,065,000	6,099	11	(x)	6,981	15	213,125	3,687	7	(x)
China, glassware, housewares (inc. electric)	524	8	19,021	38,409	73	1,063,583	5,155	11	(x)	8,726	15	213,125	3,421	7	(x)
Radios, phonographs, television, records, etc	298	7	(x)	14,762	67	982,736	1,369	11	(x)	3,480	14	(x)	1,408	7	(x)
Miscellaneous merchandise departments															
Toys, games, sporting goods, cameras	498	7	(x)	46,732	73	1,061,312	2,801	11	(x)	5,654	15	213,125	2,008	8	72,250
Luggage	41	6	(x)	4,595	66	882,020	386	11	(x)	716	13	(x)	(1)	5	(x)
Candy, groceries, other foods	46	3	10,489	40,329	52	866,585	986	8	105,808	1,971	8	209,119	610	4	61,630
Restaurant and fountain	...	...	...	9,361	43	702,587	1,283	5	79,838	2,171	6	188,705	785	3	58,515
Packaged liquors and wines	...	...	...	1,831	21	240,537	...	...	...	...	...	...	...	...	...
Paint and wallpaper	206	4	12,244	8,582	51	880,171	421	6	26,043	1,119	10	208,067	(1)	3	(x)
Hardware	278	3	6,651	20,835	49	836,586	739	4	12,948	1,301	5	79,039	(1)	2	(x)
Lighting, electrical supplies	(1)	2	(x)	8,783	35	624,937	138	4	12,948	366	5	91,516	(1)	2	(x)
Heating, plumbing equipment and supplies	(1)	2	(x)	11,069	22	507,084	1,386	4	12,948	(1)	4	(x)	(1)	2	(x)
Building materials	(1)	2	(x)	8,112	22	507,084	665	5	56,103	(1)	4	(x)	(1)	2	(x)
Farm equipment, implements, machinery	(1)	1	(x)	8,924	18	500,159	(1)	2	(x)	(1)	3	(x)	(1)	2	(x)
Tires, batteries, and accessories	(1)	2	(x)	19,318	42	691,395	1,134	7	69,198	1,686	6	88,236	546	3	55,587
Gasoline and lubricants	(1)	1	(x)	1,413	14	355,324	(1)	2	(x)	(1)	2	(x)	(1)	2	(x)
Basement store															
Piece goods and household textiles	(1)	2	(x)	6,919	8	437,143	1,095	3	60,582	2,834	6	178,603	(1)	1	(x)
Women's, misses' ready-to-wear:															
Intimate apparel, other accessories	(1)	2	(x)	11,308	12	455,538	2,157	4	79,358	5,412	6	178,603	(1)	2	(x)
Coats, suits, dresses	513	3	9,015	10,168	17	470,135	3,385	4	79,358	6,535	6	178,603	(1)	2	(x)
Blouses, skirts, sportswear	(1)	2	(x)	3,276	11	354,312	639	4	79,358	2,281	6	178,085	(1)	2	(x)
Infants' and children's wear	282	3	9,017	3,357	10	453,024	1,182	4	79,358	3,417	6	178,603	(1)	2	(x)
Men's and boys' wear															
Men's clothing, furnishings	(1)	1	(x)	5,848	9	437,438	1,918	4	79,358	1,195	6	178,603	(1)	2	(x)
Boys' wear	...	...	...	974	7	301,510	(1)	1	(x)	1,235	5	177,390	(1)	1	(x)
Home furnishings	...	...	...	4,345	10	392,683	1,366	3	60,582	1,971	4	145,667	(1)	2	(x)
Shoes	(1)	2	(x)	2,843	11	443,283	786	3	74,546	2,706	5	177,390	(1)	2	(x)
Other															
Other sales and receipts	[illegible]	...	...	[illegible]	...	...	3,892	...	...	15,646	...	...	16,769	...	...
Not analyzing merchandise line sales	...	...	...	...	...	...	...	...	...	...	...	...	...	...	...
Small single-unit stores	...	...	...	...	...	...	...	...	...	...	...	...	...	...	...

Table 18E.—MERCHANDISE LINE SALES OF LARGE STORES AND MULTIUNITS—GENERAL MERCHANDISE GROUP, GENERAL STORES—KIND OF BUSINESS, FOR SELECTED STANDARD METROPOLITAN AREAS: 1948—Continued

[See text for explanatory material]

Kind of business and merchandise line	Dallas, Tex.			Davenport, Iowa-Rock Island-Moline, Ill.			Dayton, Ohio			Denver, Colo.			Des Moines, Iowa		
	Merchandise line sales (Thousand dollars)	Stores reporting merchandise line: Number	Stores reporting merchandise line: Total sales (Thousand dollars)	Merchandise line sales (Thousand dollars)	Stores reporting merchandise line: Number	Stores reporting merchandise line: Total sales (Thousand dollars)	Merchandise line sales (Thousand dollars)	Stores reporting merchandise line: Number	Stores reporting merchandise line: Total sales (Thousand dollars)	Merchandise line sales (Thousand dollars)	Stores reporting merchandise line: Number	Stores reporting merchandise line: Total sales (Thousand dollars)	Merchandise line sales (Thousand dollars)	Stores reporting merchandise line: Number	Stores reporting merchandise line: Total sales (Thousand dollars)
DEPARTMENT STORES															
Large stores and multiunits—Analyzing merchandise line sales, total	135,635	11	...	28,383	15	...	61,134	6	...	101,286	8	...	37,859	6	...
Main store															
Piece goods and household textiles															
Silks, velvets, synthetics, woolen yard goods	3,072	10	(x)	365	14	(x)	1,510	6	61,134	2,153	8	101,286	558	5	(x)
Cotton yard goods	2,028	10	(x)	324	15	28,383				637	7	(x)	309	5	(x)
Linens and towels	1,230	10	(x)	346	15	28,383	600	6	61,134	1,013	8	101,286	365	5	(x)
Domestics, blankets, comforters, spreads	3,099	11	135,635	630	15	28,383	917	6	61,134	2,006	8	101,286	659	6	37,859
Small wares:															
Laces, ribbons, notions, needlework	1,958	10	(x)	468	13	(x)	911	6	61,134	1,501	8	101,286	667	5	(x)
Toiletries, drugs, drug sundries	2,644	11	135,635	391	9	19,831	1,286	5	(x)	1,935	8	101,286	(1)	3	(x)
Silverware, clocks, fine jewelry, watches	2,007	8	130,239	101	6	16,761	891	5	(x)	1,188	8	101,286	204	3	30,166
Costume jewelry	810	10	(x)	220	8	18,552	383	5	(x)	327	7	(x)	(1)	4	(x)
Books, magazines, stationery	1,787	9	(x)	240	4	14,106	1,305	4	(x)	1,750	7	(x)	(1)	2	(x)
Women's and misses' ready-to-wear accessories:															
Neckwear, scarfs, handkerchiefs	774	11	135,635	295	12	23,527	654	6	61,134	990	8	101,286	295	5	(x)
Millinery	1,834	10	(x)	446	10	20,969	766	5	(x)	744	6	(x)	222	5	(x)
Women's, children's gloves	640	10	(x)	184	13	(x)	271	6	61,134	353	8	101,286	193	5	(x)
Corsets and brassieres	1,972	11	135,635	434	13	(x)	644	6	61,134	1,368	8	101,286	438	5	(x)
Women's, children's hosiery	2,653	11	135,635	772	15	28,383	1,115	6	61,134	1,503	8	101,286	736	5	(x)
Underwear, slips, negligees, robes	4,901	11	135,635	848	15	28,383	1,699	6	61,134	2,888	8	101,286	1,362	5	(x)
Infants' wear	3,041	11	135,635	815	15	28,383	1,193	6	61,134	2,407	8	101,286	868	6	37,859
Handbags, small leather goods	1,563	10	(x)	265	13	(x)	525	6	61,134	564	8	101,286	339	5	(x)
Women's, children's shoes	5,136	11	135,635	1,032	14	(x)	1,927	6	61,134	3,247	8	101,286	1,144	6	37,859
Women's and misses' ready-to-wear apparel															
Women's, misses', juniors' coats and suits	4,888	10	(x)	1,475	13	(x)	2,050	6	61,134	3,189	7	(x)	1,395	6	37,859
Women's, misses', juniors' dresses	6,494	10	(x)	1,096	12	23,096	2,780	6	61,134	3,635	7	(x)	1,780	6	37,859
Girls' and teen-age wear	2,018	11	135,635	445	13	(x)	1,490	6	61,134	678	6	(x)	896	6	37,859
Blouses, skirts, sportswear	4,614	11	135,635	696	13	(x)	1,778	6	61,134	1,760	8	101,286	1,206	6	37,859
Aprons, housedresses and uniforms	690	9	(x)	357	12	22,539	803	6	61,134	1,048	7	(x)	732	5	(x)
Furs	1,733	9	(x)	91	8	20,036	313	4	(x)	518	7	(x)	266	4	(x)
Men's and boys' wear:															
Men's clothing	5,211	10	(x)	743	12	27,001	1,179	4	(x)	3,718	6	(x)	903	6	37,859
Men's furnishings, hats	5,324	11	135,635	1,017	15	28,383	2,541	6	61,134	4,618	8	101,286	1,779	6	37,859
Boys' wear	2,593	10	(x)	514	13	(x)	1,021	6	61,134	1,930	8	101,286	491	6	37,859
Men's, boys' shoes and slippers	1,885	9	(x)	278	9	21,690	471	6	61,134	1,394	6	(x)	345	6	37,859
Home furnishings															
Furniture, beds, mattresses, springs	6,496	9	(x)	1,362	14	(x)	2,310	4	(x)	4,012	7	(x)	1,896	6	37,859
Floor coverings	4,149	11	135,635	1,203	14	(x)	1,601	5	(x)	4,124	8	101,286	1,151	5	(x)
Draperies, curtains, upholstery, lamps and shades	4,852	11	135,635	935	15	28,383	2,213	6	61,134	3,219	8	101,286	1,375	5	(x)
Major household appliances	8,157	10	(x)	1,685	15	28,383	3,002	6	61,134	4,610	8	101,286	1,365	5	(x)
China, glassware, housewares (inc electric)	4,756	10	(x)	1,193	12	26,192	2,963	6	61,134	4,076	8	101,286	1,244	6	37,859
Radios, phonographs, television, records, etc	1,888	9	(x)	491	14	(x)	794	5	(x)	1,674	8	101,286	393	4	(x)
Miscellaneous merchandise departments															
Toys, games, sporting goods, cameras	3,849	6	95,445	686	14	(x)	1,606	5	(x)	4,439	7	(x)	729	6	37,859
Luggage	561	9	(x)	138	14	(x)	203	4	(x)	381	7	(x)	156	5	(x)
Candy, groceries, other foods	1,412	8	130,239	88	4	14,851	570	4	(x)	966	7	(x)	(1)	2	(x)
Restaurant and fountain	553	4	62,206	(1)	2	(x)	(1)	3	(x)	949	4	77,744	(1)	1	(x)
Packaged liquors and wines	...	...	...	...	...	...	...	...	...	...	...	...	...	...	...
Paint and wallpaper	(1)	5	(x)	(1)	6	(x)	482	4	(x)	1,113	4	51,822	284	3	31,977
Hardware	(1)	4	(x)	(1)	6	(x)	(1)	2	(x)	1,919	4	65,786	(1)	2	(x)
Lighting, electrical supplies	(1)	4	(x)	(1)	6	(x)	(1)	2	(x)	(1)	3	(x)	(1)	2	(x)
Heating, plumbing equipment and supplies	(1)	4	(x)	(1)	6	(x)	(1)	2	(x)	(1)	3	(x)	(1)	2	(x)
Building materials	(1)	4	(x)	(1)	6	(x)	(1)	2	(x)	(1)	3	(x)	(1)	2	(x)
Farm equipment, implements, machinery	(1)	4	(x)	(1)	4	(x)	(1)	1	(x)	(1)	3	(x)	(1)	2	(x)
Tires, batteries, and accessories	(1)	4	(x)	(1)	6	(x)	(1)	2	(x)	(1)	3	(x)	(1)	2	(x)
Gasoline and lubricants	(1)	4	(x)	(1)	3	(x)	(1)	2	(x)	(1)	2	(x)	(1)	1	(x)
Basement store															
Piece goods and household textiles	(1)	3	(x)	171	3	14,135	(1)	3	(x)	1,139	3	50,031	(1)	1	(x)
Women's, misses' ready-to-wear:															
Intimate apparel, other accessories	937	4	48,584	241	3	14,135	(1)	3	(x)	1,391	3	50,031	(1)	1	(x)
Coats, suits, dresses	1,034	4	48,584	441	7	18,030	2,204	3	46,756	1,748	3	50,031	(1)	1	(x)
Blouses, skirts, sportswear	207	4	48,584	(1)	2	(x)	494	3	46,756	399	3	50,031	(1)	1	(x)
Infants' and children's wear	(1)	3	(x)	195	3	14,135	1,078	3	46,756	497	3	50,031	(1)	1	(x)
Men's and boys' wear															
Men's clothing, furnishings	906	4	48,584	200	3	14,135	820	3	46,756	1,185	3	50,031	(1)	1	(x)
Boys' wear	245	4	48,584	(1)	2	(x)	271	3	46,756	362	3	50,031	(1)	1	(x)
Home furnishings	1,018	4	48,584	(1)	1	(x)	(1)	1	(x)	(1)	2	(x)	(1)	1	(x)
Shoes	495	3	47,467	429	5	17,176	(1)	2	(x)	653	3	50,031	(1)	1	(x)
Other															
Other sales and receipts	17,522	...	...	4,037	...	...	9,569	...	...	13,370	...	...	11,114	...	...
Not analyzing merchandise line sales	...	...	...	...	...	...	...	...	...	...	...	...	...	...	...
Small single unit stores	...	...	...	...	...	...	...	...	...	...	...	...	...	...	...

See footnotes at end of table.

Table 18E.—MERCHANDISE LINE SALES OF LARGE STORES AND MULTIUNITS—GENERAL MERCHANDISE GROUP, GENERAL STORES—KIND OF BUSINESS, FOR SELECTED STANDARD METROPOLITAN AREAS: 1948—Continued

[See text for explanatory material]

Kind of business and merchandise line	Merchandise line sales (Thousand dollars)	Stores reporting merchandise line: Number	Stores reporting merchandise line: Total sales (Thousand dollars)	Merchandise line sales (Thousand dollars)	Stores reporting merchandise line: Number	Stores reporting merchandise line: Total sales (Thousand dollars)	Merchandise line sales (Thousand dollars)	Stores reporting merchandise line: Number	Stores reporting merchandise line: Total sales (Thousand dollars)	Merchandise line sales (Thousand dollars)	Stores reporting merchandise line: Number	Stores reporting merchandise line: Total sales (Thousand dollars)	Merchandise line sales (Thousand dollars)	Stores reporting merchandise line: Number	Stores reporting merchandise line: Total sales (Thousand dollars)
	DETROIT, MICH.			DULUTH, MINN.-SUPERIOR, WIS.			ERIE, PA.			FLINT, MICH.			FORT WORTH, TEX.		
DEPARTMENT STORES															
Large stores and multiunits analyzing merchandise line sales, total	306,629	35	...	16,422	10	...	18,611	4	...	15,650	4	...	102,245	9	...
Main store															
Piece goods and household textiles															
Silks, velvets, synthetics, woolen yard goods	5,277	29	322,844	368	10	16,422	375	4	18,611	223	4	15,650	2,874	8	(x)
Cotton yard goods	2,362	29	301,708	214	9	(x)	54	3	(x)	150	4	15,650	1,489	9	102,245
Linens and towels	3,454	29	327,334	254	9	(x)	314	4	18,611	213	4	15,650	898	7	(x)
Domestics, blankets, comforters, spreads	4,969	33	(x)	550	10	16,442	362	4	18,611	594	4	15,650	2,167	7	(x)
Small wares															
Laces, ribbons, notions, needlework	4,461	19	308,471	336	10	16,422	442	4	18,611	247	4	15,650	1,336	8	(x)
Toiletries, drugs, drug sundries	5,489	24	311,854	237	6	10,223	288	3	(x)	(1)	4	(x)	1,935	9	102,245
Silverware, clocks, fine jewelry, watches	3,708	24	324,586	(1)	2	(x)	299	3	(x)	166	3	(x)	915	8	(x)
Costume jewelry	2,258	29	343,452	156	6	10,223	(1)	1	(x)	152	4	15,650	466	8	(x)
Books, magazines, stationery	4,272	10	244,137	139	4	8,525	350	3	(x)	(1)	3	(x)	1,247	7	(x)
Women's and misses' ready-to-wear accessories															
Neckwear, scarfs, handkerchiefs	1,689	27	323,147	219	10	16,422	154	4	18,611	116	3	(x)	556	8	(x)
Millinery	3,154	27	308,059	214	7	12,349	211	3	(x)	143	4	15,650	852	6	50,308
Women's, children's gloves	1,102	17	290,823	121	10	16,422	133	4	18,611	72	4	15,650	253	8	(x)
Corsets and brassieres	4,324	31	331,004	259	10	16,422	250	4	18,611	217	4	15,650	1,118	8	(x)
Women's, children's hosiery	6,143	32	342,720	514	10	16,422	477	4	18,611	454	4	15,650	1,239	8	(x)
Underwear, slips, negligees, robes	4,697	31	331,004	573	10	16,422	460	4	18,611	483	4	15,650	3,278	8	(x)
Infants' wear	3,701	31	331,004	551	10	16,422	829	4	18,611	407	4	15,650	2,084	8	(x)
Handbags, small leather goods	2,923	29	326,982	151	10	16,422	(1)	3	(x)	143	4	15,650	469	8	(x)
Women's, children's shoes	2,761	30	338,873	613	10	16,422	462	4	18,611	373	4	15,650	4,385	9	102,245
Women's and misses' ready-to-wear apparel															
Women's, misses', juniors' coats and suits	14,217	32	334,868	718	9	(x)	830	4	18,611	604	4	15,650	2,350	8	(x)
Women's, misses', juniors' dresses	14,339	31	338,774	597	9	(x)	655	4	18,611	482	4	15,650	2,555	8	(x)
Girls' and teen age wear	5,802	31	338,565	245	8	(x)	356	4	18,611	354	4	15,650	776	8	(x)
Blouses, skirts, sportswear	8,520	32	339,868	411	9	(x)	416	4	18,611	303	4	15,650	1,636	9	102,245
Aprons, housedresses and uniforms	4,385	31	337,774	323	9	(x)	276	4	18,611	263	4	15,650	1,044	9	102,245
Furs	2,479	30	337,770	134	8	(x)	168	4	18,611	113	4	(x)	327	6	56,529
Men's and boys' wear:															
Men's clothing	10,720	21	306,862	453	8	(x)	(1)	2	(x)	667	4	15,650	3,774	9	102,245
Men's furnishings, hats	14,513	35	362,629	654	9	(x)	665	4	18,611	807	4	15,650	4,544	9	102,245
Boys' wear	7,914	33	(x)	406	9	(x)	(1)	2	(x)	279	3	(x)	2,322	9	102,245
Men's, boys' shoes and slippers	3,344	30	338,873	173	5	7,202	(1)	2	(x)	193	4	(x)	1,715	8	(x)
Home furnishings															
Furniture, beds, mattresses, springs	21,271	31	333,224	593	8	(x)	712	4	18,611	(1)	4	(x)	4,726	7	(x)
Floor coverings	9,924	31	330,803	443	7	13,093	564	4	18,611	986	4	15,650	2,870	9	102,245
Draperies, curtains, upholstery, lamps and shades	10,936	32	350,769	524	10	16,422	554	4	18,611	565	4	15,650	3,448	9	102,245
Major household appliances	17,694	28	330,236	990	9	(x)	739	4	18,611	(1)	3	(x)	6,332	8	(x)
China, glassware, housewares (inc. electric)	15,301	34	(x)	752	10	16,422	1,001	4	18,611	(1)	4	(x)	4,149	9	102,245
Radios, phonographs, television, records, etc.	6,011	21	320,506	302	6	12,090	(1)	2	(x)	(1)	3	(x)	1,400	6	88,252
Miscellaneous merchandise departments															
Toys, games, sporting goods, cameras	12,596	24	328,669	474	9	(x)	824	4	18,611	452	4	15,650	4,911	8	(x)
Luggage	1,142	12	287,962	43	7	13,093	(1)	3	(x)	194	4	15,650	233	7	(x)
Candy, groceries, other foods	3,477	13	270,830	58	3	6,851	(1)	2	(x)	(1)	2	(x)	5,230	8	(x)
Restaurant and fountain	2,324	6	218,799	(1)	2	(x)	(1)	1	(x)	...	...	...	1,065	7	(x)
Packaged liquors and wines	(1)	2	(x)	...	...	...	...	...	...	...	...	...	(1)	1	(x)
Paint and wallpaper	3,754	12	270,841	320	9	13,093	206	4	(x)	(1)	2	(x)	1,446	6	88,252
Hardware	4,614	13	257,325	(1)	4	(x)	(1)	2	(x)	(1)	1	(x)	2,360	5	76,922
Lighting, electrical supplies	1,521	10	235,416	(1)	4	(x)	(1)	2	(x)	(1)	1	(x)	(1)	2	(x)
Heating, plumbing equipment and supplies	4,337	9	91,483	(1)	4	(x)	(1)	2	(x)	(1)	1	(x)	(1)	2	(x)
Building materials	3,099	9	91,483	(1)	4	(x)	(1)	2	(x)	(1)	1	(x)	(1)	3	(x)
Farm equipment, implements, machinery	1,122	9	91,483	(1)	2	(x)	(1)	2	(x)	(1)	1	(x)	(1)	2	(x)
Tires, batteries, and accessories	5,562	14	107,057	(1)	4	(x)	(1)	2	(x)	(1)	1	(x)	(1)	4	(x)
Gasoline and lubricants	431	4	36,591	(1)	2	(x)	(1)	2	(x)	...	...	...	(1)	2	(x)
Basement store															
Piece goods and household textiles	5,256	4	180,000	(1)	1	(x)	(1)	1	(x)	(1)	1	(x)	204	3	26,786
Women's, misses' ready-to-wear															
Intimate apparel, other accessories	10,162	6	209,520	(1)	2	(x)	(1)	1	(x)	...	...	...	(1)	3	(x)
Coats, suits, dresses	9,824	6	209,520	(1)	2	(x)	(1)	1	(x)	(1)	1	(x)	(1)	1	(x)
Blouses, skirts, sportswear	4,146	4	184,000	(1)	2	(x)	(1)	1	(x)	...	...	...	(1)	2	(x)
Infants' and children's wear	4,837	6	209,520	(1)	2	(x)	(1)	1	(x)	...	...	...	(1)	1	(x)
Men's and boys' wear															
Men's clothing, furnishings	6,462	5	204,140	(1)	1	(x)	(1)	1	(x)	(1)	1	(x)	402	3	26,786
Boys' wear	1,984	4	184,000	(1)	1	(x)	(1)	1	(x)	...	...	...	(1)	1	(x)
Home furnishings	5,502	5	184,000	...	...	...	(1)	1	(x)	(1)	1	(x)	(1)	1	(x)
Shoes	3,041	6	209,520	(1)	1	(x)	(1)	1	(x)	(1)	1	(x)	348	3	26,786
Other															
Other sales and receipts	1,608	...	...	1,163	...	...	1,231	...	...	498	...	...	14,781	...	...
Not analyzing merchandise line sales	...	...	...	...	...	...	...	...	...	...	...	...	...	...	...
Small single-unit stores	...	...	...	...	...	...	...	...	...	...	...	...	...	...	...

Table 18E.—MERCHANDISE LINE SALES OF LARGE STORES AND MULTIUNITS—GENERAL MERCHANDISE GROUP, GENERAL STORES—KIND OF BUSINESS, FOR SELECTED STANDARD METROPOLITAN AREAS: 1948—Continued

[See text for explanatory material]

Kind of business and merchandise line	Merchandise line sales (Thousand dollars)	Stores reporting merchandise line: Number	Stores reporting merchandise line: Total sales (Thousand dollars)	Merchandise line sales (Thousand dollars)	Stores reporting merchandise line: Number	Stores reporting merchandise line: Total sales (Thousand dollars)	Merchandise line sales (Thousand dollars)	Stores reporting merchandise line: Number	Stores reporting merchandise line: Total sales (Thousand dollars)	Merchandise line sales (Thousand dollars)	Stores reporting merchandise line: Number	Stores reporting merchandise line: Total sales (Thousand dollars)	Merchandise line sales (Thousand dollars)	Stores reporting merchandise line: Number	Stores reporting merchandise line: Total sales (Thousand dollars)
	FRESNO, CALIF.			GRAND RAPIDS, MICH.			HARRISBURG, PA.			HARTFORD, CONN.			HOUSTON, TEX.		
DEPARTMENT STORES															
Large stores and multiunits—Analyzing merchandise line sales, total	16,371	6	...	33,830	5	...	19,490	5	...	45,755	6	...	75,981	6	...
Main store															
Piece goods and household textiles:															
Silks, velvets, synthetics, woolen yard goods	461	6	16,371	481	5	33,830	292	5	19,490	664	4	(x)	1,402	5	(x)
Cotton yard goods	266	6	16,371	214	5	33,830	112	4	(x)	(1)	2	(x)	681	5	(x)
Linens and towels	249	5	(x)	689	5	33,830	315	5	19,490	383	4	(x)	686	5	(x)
Domestics, blankets, comforters, spreads	639	6	16,371	481	5	33,830	453	5	19,490	1,518	4	(x)	1,444	5	(x)
Small wares:															
Laces, ribbons, notions, needlework	210	6	16,371	569	4	(x)	294	5	19,490	890	5	(x)	960	5	(x)
Toiletries, drugs, drug sundries	205	4	(x)	592	5	33,830	(1)	2	(x)	1,923	4	(x)	1,237	5	(x)
Silverware, clocks, fine jewelry, watches	(1)	3	(x)	187	4	(x)	(1)	1	(x)	600	3	43,747	567	5	(x)
Costume jewelry	149	5	(x)	341	4	(x)	(1)	2	(x)	(1)	2	(x)	502	5	(x)
Books, magazines, stationery	146	3	9,550	504	4	(x)	(1)	2	(x)	963	5	(x)	953	4	(x)
Women's and misses' ready-to-wear accessories:															
Neckwear, scarfs, handkerchiefs	221	5	(x)	252	5	33,830	(1)	4	(x)	802	6	45,755	499	5	(x)
Millinery	187	5	(x)	439	5	33,830	(1)	3	(x)	593	5	(x)	947	5	(x)
Women's, children's gloves	65	5	(x)	200	5	33,830	(1)	4	(x)	323	6	45,755	180	5	(x)
Corsets and brassieres	268	6	16,371	440	5	33,830	293	4	(x)	616	6	45,755	951	6	75,981
Women's, children's hosiery	491	5	(x)	665	5	33,830	517	5	19,490	1,067	6	45,755	1,157	6	75,981
Underwear, slips, negligees, robes	637	5	(x)	910	5	33,830	842	5	19,490	1,438	6	45,755	2,645	6	75,981
Infants' wear	434	6	16,371	775	5	33,830	674	4	(x)	1,432	6	45,755	1,608	6	75,981
Handbags, small leather goods	85	4	(x)	323	5	33,830	(1)	4	(x)	558	6	45,755	1,189	6	75,981
Women's, children's shoes	471	5	(x)	1,173	5	33,830	663	4	(x)	1,528	5	(x)	2,730	6	75,981
Women's and misses' ready-to-wear apparel:															
Women's, misses', juniors' coats and suits	714	6	16,371	1,142	5	33,830	1,486	5	19,490	1,579	6	45,755	2,828	6	75,981
Women's, misses', juniors' dresses	701	5	(x)	1,269	5	33,830	444	4	(x)	2,423	5	(x)	3,987	6	75,981
Girls' and teen-age wear	190	4	(x)	638	5	33,830	267	4	(x)	807	6	45,755	1,154	6	75,981
Blouses, skirts, sportswear	503	5	(x)	886	5	33,830	470	4	(x)	1,296	6	45,755	1,592	6	75,981
Aprons, housedresses and uniforms	282	5	(x)	421	5	33,830	122	3	(x)	640	5	(x)	1,005	5	(x)
Furs	(1)	1	(x)	352	3	(x)	182	4	(x)	475	4	(x)	531	4	(x)
Men's and boys' wear:															
Men's clothing	748	5	(x)	872	5	33,830	496	3	(x)	1,026	5	(x)	4,648	5	(x)
Men's furnishings, hats	1,336	4	(x)	1,309	5	33,830	645	4	(x)	1,694	5	(x)	3,352	6	75,981
Boys' wear	323	5	(x)	553	5	33,830	281	3	(x)	760	5	(x)	1,387	6	75,981
Men's, boys' shoes and slippers	264	4	(x)	234	5	33,830	280	3	(x)	268	5	(x)	732	5	(x)
Home furnishings:															
Furniture, beds, mattresses, springs	669	4	(x)	1,393	5	33,830	903	4	(x)	2,097	5	(x)	3,536	4	(x)
Floor coverings	431	5	(x)	1,086	5	33,830	846	5	19,490	1,030	5	(x)	1,773	4	(x)
Draperies, curtains, upholstery, lamps and shades	843	6	16,371	1,323	5	33,830	679	5	19,490	1,563	6	45,755	2,299	6	75,981
Major household appliances	650	3	9,828	1,559	4	(x)	1,067	5	19,490	1,654	6	45,755	5,726	5	(x)
China, glassware, housewares (inc. electric)	942	6	16,371	1,107	5	33,830	734	5	19,490	3,382	6	45,755	3,392	6	75,981
Radios, phonographs, television, records, etc	(1)	2	(x)	491	4	(x)	173	4	(x)	819	5	(x)	1,032	5	(x)
Miscellaneous merchandise departments:															
Toys, games, sporting goods, cameras	412	6	16,371	951	5	33,830	372	4	(x)	(1)	5	(x)	2,456	4	(x)
Luggage	52	4	(x)	156	4	(x)	(1)	3	(x)	(1)	3	(x)	206	4	(x)
Candy, groceries, other foods	(1)	2	(x)	283	5	33,830	(1)	1	(x)	876	3	39,647	426	4	(x)
Restaurant and fountain	(1)	2	(x)	(1)	2	(x)	(1)	1	(x)	(1)	2	(x)	(1)	2	(x)
Packaged liquors and wines	...	...	...	...	...	...	...	...	...	(1)	1	(x)	...	...	...
Paint and wallpaper	(1)	1	(x)	195	4	(x)	196	3	(x)	178	3	39,344	(1)	3	(x)
Hardware	(1)	1	(x)	(1)	2	(x)	(1)	2	(x)	(1)	2	(x)	(1)	3	(x)
Lighting, electrical supplies	(1)	1	(x)	(1)	2	(x)	(1)	2	(x)	(1)	1	(x)	(1)	3	(x)
Heating, plumbing equipment and supplies	(1)	1	(x)	(1)	2	(x)	(1)	2	(x)	(1)	1	(x)	(1)	3	(x)
Building materials	(1)	1	(x)	(1)	2	(x)	(1)	2	(x)	(1)	1	(x)	(1)	3	(x)
Farm equipment, implements, machinery	(1)	1	(x)	(1)	1	(x)	(1)	2	(x)	(1)	1	(x)	(1)	3	(x)
Tires, batteries, and accessories	(1)	1	(x)	(1)	3	(x)	(1)	2	(x)	(1)	1	(x)	1,713	4	(x)
Gasoline and lubricants	(1)	1	(x)	...	...	...	(1)	1	(x)	(1)	1	(x)	(1)	3	(x)
Basement store															
Piece goods and household textiles	...	...	...	576	3	(x)	(1)	1	(x)	(1)	1	(x)	(1)	1	(x)
Women's, misses' ready-to-wear:															
Intimate apparel, other accessories	...	...	...	541	3	(x)	(1)	1	(x)	(1)	1	(x)	(1)	2	(x)
Coats, suits, dresses	...	...	...	925	3	(x)	(1)	1	(x)	(1)	1	(x)	(1)	2	(x)
Blouses, skirts, sportswear	...	...	...	266	3	(x)	(1)	1	(x)	(1)	1	(x)	(1)	1	(x)
Infants' and children's wear	...	...	...	(1)	2	(x)	(1)	1	(x)	(1)	1	(x)	(1)	1	(x)
Men's and boys' wear:															
Men's clothing, furnishings	...	...	...	877	3	(x)	(1)	1	(x)	(1)	1	(x)	(1)	1	(x)
Boys' wear	...	...	...	(1)	2	(x)	(1)	1	(x)	...	...	...	(1)	1	(x)
Home furnishings	...	...	...	(1)	1	(x)	(1)	1	(x)	(1)	1	(x)	(1)	1	(x)
Shoes	...	...	...	(1)	3	(x)	...	...	...	(1)	1	(x)	(1)	2	(x)
Other															
Other sales and receipts	2,127	...	...	5,190	...	...	5,392	...	...	7,890	...	...	11,868	...	...
Not analyzing merchandise line sales	...	...	...	...	...	...	...	...	...	...	...	...	...	...	...
Small single unit stores	...	...	...	...	...	...	...	...	...	...	...	...	...	...	...

See footnotes at end of table.

Table 18E.—MERCHANDISE LINE SALES OF LARGE STORES AND MULTIUNITS—GENERAL MERCHANDISE GROUP, GENERAL STORES—KIND OF BUSINESS, FOR SELECTED STANDARD METROPOLITAN AREAS: 1948—Continued

[See text for explanatory material]

Kind of business and merchandise line	Merchandise line sales (Thousand dollars)	Stores reporting merchandise line: Number	Stores reporting merchandise line: Total sales (Thousand dollars)	Merchandise line sales (Thousand dollars)	Stores reporting merchandise line: Number	Stores reporting merchandise line: Total sales (Thousand dollars)	Merchandise line sales (Thousand dollars)	Stores reporting merchandise line: Number	Stores reporting merchandise line: Total sales (Thousand dollars)	Merchandise line sales (Thousand dollars)	Stores reporting merchandise line: Number	Stores reporting merchandise line: Total sales (Thousand dollars)	Merchandise line sales (Thousand dollars)	Stores reporting merchandise line: Number	Stores reporting merchandise line: Total sales (Thousand dollars)
	HUNTINGTON, W.VA.-ASHLAND, KY.			INDIANAPOLIS, IND.			JACKSONVILLE, FLA.			JOHNSTOWN, PA.			KANSAS CITY, MO.		
DEPARTMENT STORES															
Large stores and multiunits analyzing merchandise line sales, total	14,075	8	...	98,044	7	...	22,813	4	...	24,569	5	...	183,115	13	...
Main store															
Piece goods and household textiles															
Silks, velvets, synthetics, woolen yard goods	384	8	14,075	1,662	7	98,044	467	4	22,813	229	5	24,569	3,418	13	183,115
Cotton yard goods	252	8	14,075	731	6	(x)	291	4	22,813	129	4	(x)	1,775	11	(x)
Linens and towels	186	8	14,075	846	6	(x)	459	4	22,813	(1)	4	(x)	1,799	13	183,115
Domestics, blankets, comforters, spreads	441	7	(x)	1,268	6	(x)	427	3	(x)	392	5	24,569	4,267	12	(x)
Small wares															
Laces, ribbons, notions, needlework	209	8	14,075	1,635	6	(x)	230	4	22,813	256	4	(x)	2,682	11	(x)
Toiletries, drugs, drug sundries	213	6	(x)	1,886	6	(x)	621	4	22,813	(1)	3	(x)	2,399	10	173,795
Silverware, clocks, fine jewelry, watches	40	3	6,762	954	6	(x)	(1)	2	(x)	188	4	(x)	1,925	12	(x)
Costume jewelry	137	5	10,416	846	6	(x)	232	4	22,813	(1)	2	(x)	550	12	(x)
Books, magazines, stationery	112	5	8,251	1,542	6	(x)	321	3	(x)	(1)	2	(x)	1,902	8	164,957
Women's and misses' ready-to-wear accessories															
Neckwear, scarfs, handkerchiefs	134	7	(x)	1,314	5	(x)	176	4	22,813	154	4	(x)	733	12	(x)
Millinery	203	6	(x)	1,425	7	98,044	448	4	22,813	221	4	(x)	881	9	63,418
Women's, children's gloves	113	8	14,075	731	7	98,044	109	4	22,813	90	4	(x)	375	11	(x)
Corsets and brassieres	262	8	14,075	1,190	6	(x)	318	4	22,813	212	3	(x)	2,490	13	183,115
Women's, children's hosiery	343	8	14,075	2,019	7	98,044	515	4	22,813	338	4	(x)	2,143	13	183,115
Underwear, slips, negligees, robes	651	8	14,075	2,882	6	(x)	813	4	22,813	499	4	(x)	5,388	13	183,115
Infants' wear	452	8	14,075	2,139	5	(x)	470	4	22,813	605	4	(x)	4,688	13	183,115
Handbags, small leather goods	164	8	14,075	1,043	5	(x)	322	4	22,813	157	4	(x)	932	12	(x)
Women's, children's shoes	473	7	(x)	3,643	7	98,044	977	4	22,813	613	5	24,569	5,726	12	(x)
Women's and misses' ready-to-wear apparel															
Women's, misses', juniors' coats and suits	702	8	14,075	4,949	7	98,044	601	4	22,813	1,038	5	24,569	6,460	12	(x)
Women's, misses', juniors' dresses	663	8	14,075	5,705	6	(x)	1,137	4	22,813	770	5	24,569	6,823	12	(x)
Girls' and teen-age wear	364	7	(x)	1,557	7	98,044	455	4	22,813	425	4	(x)	2,896	12	(x)
Blouses, skirts, sportswear	478	8	14,075	2,767	7	98,044	652	4	22,813	484	4	(x)	5,320	13	183,115
Aprons, housedresses and uniforms	236	7	(x)	1,168	6	(x)	271	4	22,813	346	4	(x)	4,504	12	(x)
Furs	56	5	11,229	699	5	(x)	51	3	(x)	(1)	2	(x)	643	10	76,112
Men's and boys' wear:															
Men's clothing	437	6	(x)	3,594	6	(x)	743	4	22,813	612	5	24,569	6,646	13	183,115
Men's furnishings, hats	888	8	14,075	4,502	7	98,044	1,613	4	22,813	1,186	5	24,569	7,282	13	183,115
Boys' wear	420	8	14,075	1,458	7	98,044	511	4	22,813	492	4	(x)	4,763	13	183,115
Men's, boys' shoes and slippers	172	6	(x)	602	6	(x)	286	4	22,813	408	5	24,569	3,164	11	(x)
Home furnishings															
Furniture, beds, mattresses, springs	510	5	10,729	3,074	6	(x)	757	3	(x)	1,105	5	24,569	9,835	11	(x)
Floor coverings	379	7	(x)	2,340	7	98,044	491	4	22,813	553	4	(x)	5,903	12	(x)
Draperies, curtains, upholstery, lamps and shades	518	7	(x)	2,538	6	(x)	746	4	22,813	372	4	(x)	6,962	13	183,115
Major household appliances	825	6	(x)	3,490	6	(x)	1,480	3	(x)	1,045	5	24,569	9,777	11	(x)
China, glassware, housewares (inc. electric)	436	8	14,075	3,410	6	(x)	620	4	22,813	573	5	24,569	7,541	12	(x)
Radios, phonographs, television, records, etc.	174	5	11,229	1,318	6	(x)	397	3	(x)	286	5	24,569	2,848	12	(x)
Miscellaneous merchandise departments															
Toys, games, sporting goods, cameras	305	8	14,075	2,055	7	98,044	509	4	22,813	436	5	24,569	7,871	13	183,115
Luggage	60	7	(x)	315	7	98,044	57	3	(x)	73	4	(x)	472	13	183,115
Candy, groceries, other foods	(1)	3	(x)	538	5	(x)	70	3	(x)	4,930	4	(x)	894	8	165,802
Restaurant and fountain	...	...	..	1,481	3	79,047	(1)	1	(x)	366	3	(x)	851	6	94,967
Packaged liquors and wines	...	...	...	(1)	1	(x)	...	...	...	...	...	...	...	...	...
Paint and wallpaper	(1)	2	(x)	(1)	3	(x)	(1)	2	(x)	325	4	(x)	(1)	8	(x)
Hardware	(1)	4	(x)	(1)	2	(x)	(1)	2	(x)	388	4	(x)	(1)	7	(x)
Lighting, electrical supplies	(1)	2	(x)	(1)	1	(x)	(1)	2	(x)	115	3	(x)	(1)	6	(x)
Heating, plumbing equipment and supplies	(1)	2	(x)	(1)	1	(x)	(1)	1	(x)	(1)	2	(x)	(1)	6	(x)
Building materials	(1)	2	(x)	(1)	1	(x)	(1)	1	(x)	(1)	2	(x)	(1)	5	(x)
Farm equipment, implements, machinery	(1)	1	(x)	(1)	1	(x)	(1)	1	(x)	(1)	1	(x)	(1)	6	(x)
Tires, batteries, and accessories	(1)	2	(x)	(1)	1	(x)	(1)	1	(x)	(1)	1	(x)	(1)	7	(x)
Gasoline and lubricants	(1)	1	(x)	(1)	1	(x)	...	...	...	...	...	...	(1)	6	(x)
Basement store															
Piece goods and household textiles	...	...	...	1,692	3	80,111	(1)	2	(x)	(1)	1	(x)	(1)	3	(x)
Women's, misses' ready-to-wear:															
Intimate apparel, other accessories	(1)	2	(x)	3,033	3	80,111	(1)	2	(x)	(1)	1	(x)	514	4	43,503
Coats, suits, dresses	136	3	6,728	2,775	3	80,111	(1)	2	(x)	(1)	1	(x)	1,219	5	44,308
Blouses, skirts, sportswear	(1)	2	(x)	999	3	80,111	(1)	2	(x)	(1)	1	(x)	187	4	43,503
Infants' and children's wear	(1)	1	(x)	1,287	3	80,111	(1)	2	(x)	(1)	1	(x)	192	3	31,738
Men's and boys' wear															
Men's clothing, furnishings	(1)	2	(x)	(1)	2	(x)	(1)	1	(x)	(1)	1	(x)	492	4	37,120
Boys' wear	...	...	...	(1)	2	(x)	(1)	1	(x)	(1)	1	(x)	121	3	36,315
Home furnishings	...	...	...	(1)	2	(x)	(1)	1	(x)	...	...	...	481	3	36,315
Shoes	(1)	1	(x)	1,289	3	80,111	(1)	1	(x)	(1)	1	(x)	154	5	45,059
Other															
Other sales and receipts	1,559	...	...	11,855	...	...	4,170	...	...	4,168	...	...	34,037	...	...
Not analyzing merchandise line sales	96	1	...	...	...	...	...	...	...	...	...	...	...	...	...
Small single unit stores	..	...	...	...	...	...	...	...	...	...	...	...	...	...	...

Table 18E.—MERCHANDISE LINE SALES OF LARGE STORES AND MULTIUNITS—GENERAL MERCHANDISE GROUP, GENERAL STORES—KIND OF BUSINESS, FOR SELECTED STANDARD METROPOLITAN AREAS: 1948—Continued

[See text for explanatory material]

Kind of business and merchandise line	Merchandise line sales (Thousand dollars)	Stores reporting merchandise line: Number	Stores reporting merchandise line: Total sales (Thousand dollars)	Merchandise line sales (Thousand dollars)	Stores reporting merchandise line: Number	Stores reporting merchandise line: Total sales (Thousand dollars)	Merchandise line sales (Thousand dollars)	Stores reporting merchandise line: Number	Stores reporting merchandise line: Total sales (Thousand dollars)	Merchandise line sales (Thousand dollars)	Stores reporting merchandise line: Number	Stores reporting merchandise line: Total sales (Thousand dollars)	Merchandise line sales (Thousand dollars)	Stores reporting merchandise line: Number	Stores reporting merchandise line: Total sales (Thousand dollars)
	KNOXVILLE, TENN.			LANCASTER, PA.			LOS ANGELES, CALIF.			LOUISVILLE, KY.			MEMPHIS, TENN.		
DEPARTMENT STORES															
Large stores and multiunits—Analyzing merchandise line sales, total	29,764	8	...	15,012	6	...	479,890	62	...	46,408	8	...	105,085	7	...
Main store															
Piece goods and household textiles:															
Silks, velvets, synthetics, woolen yard goods	664	7	(x)	142	4	(x)	7,948	53	449,181	981	7	(x)	2,492	7	105,085
Cotton yard goods	415	8	29,764	287	5	(x)	4,768	54	469,047	793	5	38,068	1,703	7	105,085
Linens and towels	128	6	(x)	280	6	15,012	5,461	55	473,237	628	7	(x)	1,267	7	105,085
Domestics, blankets, comforters, spreads	685	8	29,764	562	6	15,012	10,894	60	(x)	1,338	7	(x)	2,589	7	105,085
Small wares:															
Laces, ribbons, notions, needlework	329	7	(x)	458	5	(x)	10,208	54	465,613	784	7	(x)	1,861	7	105,085
Toiletries, drugs, drug sundries	516	8	29,764	252	5	(x)	8,643	50	463,274	842	6	(x)	1,722	7	105,085
Silverware, clocks, fine jewelry, watches	209	6	(x)	(1)	1	(x)	5,801	42	450,081	587	8	46,408	1,317	6	(x)
Costume jewelry	266	5	26,794	209	4	(x)	3,931	49	462,359	332	5	39,212	610	7	105,085
Books, magazines, stationery	255	6	(x)	(1)	2	(x)	7,603	41	454,373	801	4	39,783	1,382	7	105,085
Women's and misses' ready-to-wear accessories:															
Neckwear, scarfs, handkerchiefs	310	7	(x)	151	5	(x)	5,690	57	474,132	397	7	(x)	910	7	105,085
Millinery	456	8	29,764	247	5	(x)	5,176	52	432,052	511	6	(x)	1,017	6	(x)
Women's, children's gloves	183	8	29,764	111	6	15,012	2,089	54	470,839	319	8	46,408	393	7	105,085
Corsets and brassieres	412	8	29,764	313	6	15,012	7,150	57	473,985	539	8	46,408	1,325	7	105,085
Women's, children's hosiery	574	8	29,764	426	6	15,012	9,463	59	475,593	1,071	8	46,408	1,718	7	105,085
Underwear, slips, negligees, robes	930	8	29,764	626	6	15,012	16,274	59	475,590	1,748	8	46,408	4,150	7	105,085
Infants' wear	759	8	29,764	481	6	15,012	10,234	60	(x)	1,284	8	46,408	3,146	7	105,085
Handbags, small leather goods	272	8	29,764	156	5	(x)	4,475	58	473,727	475	8	46,408	721	7	105,085
Women's, children's shoes	1,278	8	29,764	395	6	15,012	14,693	60	(x)	1,309	7	(x)	4,893	7	105,085
Women's and misses' ready-to-wear apparel:															
Women's, misses', juniors' coats and suits	1,918	8	29,764	940	5	(x)	17,486	60	(x)	1,396	8	46,408	2,216	6	(x)
Women's, misses', juniors' dresses	1,998	8	29,764	728	5	(x)	15,747	60	(x)	2,244	8	46,408	2,901	6	(x)
Girls' and teen-age wear	596	8	29,764	384	5	(x)	6,561	57	473,608	837	8	46,408	1,335	7	105,085
Blouses, skirts, sportswear	748	8	29,764	366	4	(x)	14,660	60	(x)	1,441	8	46,408	1,428	7	105,085
Aprons, housedresses and uniforms	575	8	29,764	199	4	(x)	4,986	55	473,237	791	6	(x)	790	7	105,085
Furs	187	5	25,776	(1)	2	(x)	1,942	36	409,152	214	7	(x)	276	5	(x)
Men's and boys' wear:															
Men's clothing	1,340	7	(x)	599	4	(x)	16,512	60	(x)	767	5	19,149	4,769	7	105,085
Men's furnishings, hats	1,797	8	29,764	1,056	6	15,012	21,771	60	(x)	1,909	8	46,408	5,440	7	105,085
Boys' wear	687	8	29,764	453	6	15,012	9,732	60	(x)	1,005	8	46,408	4,157	7	105,085
Men's, boys' shoes and slippers	375	7	(x)	89	4	(x)	5,385	57	457,140	277	4	16,519	2,563	7	105,085
Home furnishings:															
Furniture, beds, mattresses, springs	1,171	6	(x)	(1)	4	(x)	23,744	53	457,170	2,749	7	(x)	4,289	6	(x)
Floor coverings	522	6	(x)	697	5	(x)	15,754	53	457,892	1,885	8	46,408	2,465	7	105,085
Draperies, curtains, upholstery, lamps and shades	1,117	8	29,764	460	6	15,012	15,718	57	473,973	2,059	8	46,408	4,243	7	105,085
Major household appliances	1,623	5	25,776	732	4	(x)	30,399	47	448,066	3,078	7	(x)	5,193	7	105,085
China, glassware, housewares (inc. electric)	1,168	8	29,764	470	6	15,012	22,228	61	(x)	1,832	8	46,408	3,746	7	105,085
Radios, phonographs, television, records, etc	291	5	25,776	(1)	1	(x)	11,220	40	439,253	668	6	(x)	1,483	7	105,085
Miscellaneous merchandise departments:															
Toys, games, sporting goods, cameras	620	7	(x)	219	6	15,012	15,585	58	473,131	1,042	7	(x)	3,896	7	105,085
Luggage	85	7	(x)	24	4	(x)	2,293	58	473,131	155	5	37,205	327	7	105,085
Candy, groceries, other foods	110	5	26,283	398	5	(x)	4,855	37	443,567	294	4	36,166	586	7	105,085
Restaurant and fountain	(1)	2	(x)	(1)	2	(x)	3,361	16	281,376	606	5	42,413	851	5	(x)
Packaged liquors and wines	...	...	...	...	...	...	...	...	...	...	...	...	...	...	...
Paint and wallpaper	(1)	3	(x)	(1)	2	(x)	3,149	21	180,966	319	4	22,159	1,047	6	(x)
Hardware	(1)	3	(x)	(1)	1	(x)	11,451	24	183,323	(1)	2	(x)	(1)	4	(x)
Lighting, electrical supplies	(1)	2	(x)	(1)	1	(x)	2,077	19	169,389	249	4	22,159	(1)	3	(x)
Heating, plumbing equipment and supplies	(1)	1	(x)	(1)	1	(x)	6,161	19	169,389	(1)	2	(x)	(1)	3	(x)
Building materials	(1)	1	(x)	(1)	1	(x)	2,806	20	173,732	(1)	2	(x)	(1)	3	(x)
Farm equipment, implements, machinery	(1)	1	(x)	(1)	1	(x)	2,405	19	169,389	(1)	1	(x)	(1)	2	(x)
Tires, batteries, and accessories	(1)	2	(x)	(1)	1	(x)	9,793	22	178,305	(1)	3	(x)	(1)	3	(x)
Gasoline and lubricants	...	...	...	...	...	...	812	18	147,085	(1)	2	(x)	(1)	2	(x)
Basement store															
Piece goods and household textiles	(1)	1	(x)	(1)	1	(x)	2,744	5	106,698	...	...	...	1,287	3	34,788
Women's, misses' ready-to-wear:															
Intimate apparel, other accessories	(1)	2	(x)	...	...	...	5,004	7	163,687	...	...	...	961	3	34,788
Coats, suits, dresses	(1)	2	(x)	...	...	...	5,812	7	163,687	(1)	1	(x)	787	3	34,788
Blouses, skirts, sportswear	(1)	2	(x)	...	...	...	2,059	7	163,687	...	...	...	(1)	2	(x)
Infants' and children's wear	(1)	2	(x)	...	...	...	1,046	4	145,854	...	...	...	339	3	34,788
Men's and boys' wear:															
Men's clothing, furnishings	(1)	2	(x)	...	...	...	4,006	5	146,225	...	...	...	890	3	34,788
Boys' wear	(1)	2	(x)	...	...	...	912	4	145,854	...	...	...	387	3	34,788
Home furnishings	(1)	1	(x)	...	...	...	2,213	7	105,941	...	...	...	...	...	...
Shoes	(1)	2	(x)	...	...	...	2,118	8	159,789	(1)	1	(x)	540	3	34,788
Other															
Other sales and receipts	4,195	...	...	2,102	...	...	14,892	...	...	5,852	...	...	12,677	...	...
Not analyzing merchandise line sales	...	...	...	...	...	...	...	...	...	...	...	...	...	...	...
Small single unit stores	...	...	...	...	...	...	...	...	...	...	...	...	...	...	...

See footnotes at end of table.

Table 18E.—MERCHANDISE LINE SALES OF LARGE STORES AND MULTIUNITS—GENERAL MERCHANDISE GROUP, GENERAL STORES—KIND OF BUSINESS, FOR SELECTED STANDARD METROPOLITAN AREAS: 1948—Continued

[See text for explanatory material]

Kind of business and merchandise line	Merchandise line sales (Thousand dollars)	Stores reporting merchandise line: Number	Stores reporting merchandise line: Total sales (Thousand dollars)	Merchandise line sales (Thousand dollars)	Stores reporting merchandise line: Number	Stores reporting merchandise line: Total sales (Thousand dollars)	Merchandise line sales (Thousand dollars)	Stores reporting merchandise line: Number	Stores reporting merchandise line: Total sales (Thousand dollars)	Merchandise line sales (Thousand dollars)	Stores reporting merchandise line: Number	Stores reporting merchandise line: Total sales (Thousand dollars)	Merchandise line sales (Thousand dollars)	Stores reporting merchandise line: Number	Stores reporting merchandise line: Total sales (Thousand dollars)
	MIAMI, FLA.			MILWAUKEE, WIS.			MINNEAPOLIS-ST. PAUL, MINN.			MOBILE, ALA.			NASHVILLE, TENN.		
DEPARTMENT STORES															
Large stores and multiunits analyzing merchandise line sales, total	37,111	7	...	143,456	12	...	258,456	13	...	12,203	3	...	31,683	7	...
Main store															
Piece goods and household textiles:															
Silks, velvets, synthetics, woolen yard goods	565	4	(x)	1,823	12	143,455	4,722	12	(x)	273	3	12,203	1,002	7	31,683
Cotton yard goods	447	4	(x)	930	10	(x)	2,398	11	(x)	202	3	12,203	589	7	31,683
Linens and towels	526	4	(x)	1,788	12	143,455	2,685	12	(x)	82	3	12,203	428	7	31,683
Domestics, blankets, comforters, spreads	994	4	(x)	3,036	12	143,455	5,701	13	258,456	303	3	12,203	602	7	31,683
Small wares:															
Laces, ribbons, notions, needlework	865	3	36,219	2,946	12	143,455	3,723	13	258,456	196	3	12,203	362	7	31,683
Toiletries, drugs, drug sundries	843	4	(x)	3,357	12	143,455	4,366	13	258,456	(1)	2	(x)	529	4	23,904
Silverware, clocks, fine jewelry, watches	716	5	(x)	1,317	9	133,119	2,711	12	(x)	(1)	1	(x)	260	4	23,904
Costume jewelry	172	3	16,336	1,371	11	(x)	1,356	12	(x)	(1)	2	(x)	336	4	23,904
Books, magazines, stationery	568	4	(x)	2,224	11	(x)	4,232	11	(x)	(1)	3	(x)	393	4	20,620
Women's and misses' ready-to-wear accessories:															
Neckwear, scarfs, handkerchiefs	453	4	(x)	1,915	11	(x)	2,606	13	258,456	170	3	12,203	471	7	31,683
Millinery	(1)	3	(x)	1,612	12	143,455	1,903	10	143,135	231	3	12,203	528	5	(x)
Women's, children's gloves	106	3	36,219	832	12	143,455	1,029	12	(x)	75	3	12,203	150	7	31,683
Corsets and brassieres	472	3	36,219	2,021	12	143,455	3,654	12	(x)	150	3	12,203	444	7	31,683
Women's, children's hosiery	634	3	36,219	2,703	12	143,455	4,395	12	(x)	261	3	12,203	900	7	31,683
Underwear, slips, negligees, robes	1,131	3	36,219	4,526	12	143,455	7,714	13	258,456	441	3	12,203	1,271	7	31,683
Infants' wear	856	3	36,219	3,292	12	143,455	5,939	13	258,456	362	3	12,203	925	7	31,683
Handbags, small leather goods	469	3	36,219	1,254	12	143,455	1,716	12	(x)	122	3	12,203	414	7	31,683
Women's, children's shoes	1,229	4	(x)	3,886	12	143,455	8,001	13	258,456	380	3	12,203	1,403	7	31,683
Women's and misses' ready-to-wear apparel:															
Women's, misses', juniors' coats and suits	1,282	6	39,117	4,711	12	143,455	5,813	11	(x)	399	3	12,203	2,267	6	(x)
Women's, misses', juniors' dresses	1,543	3	36,219	4,970	12	143,455	5,870	11	(x)	721	3	12,203	2,074	7	31,683
Girls' and teen age wear	626	3	36,219	2,138	12	143,455	3,708	13	258,456	132	3	12,203	592	7	31,683
Blouses, skirts, sportswear	1,244	3	36,219	3,381	12	143,455	4,969	13	258,456	277	3	12,203	988	7	31,683
Aprons, housedresses and uniforms	472	3	36,219	2,185	11	(x)	2,067	12	(x)	138	3	12,203	673	7	31,683
Furs	(1)	2	(x)	655	10	(x)	1,269	11	(x)	77	3	12,203	124	5	(x)
Men's and boys' wear:															
Men's clothing	2,377	6	39,117	4,012	12	143,455	6,683	11	(x)	(1)	2	(x)	917	5	(x)
Men's furnishings, hats	1,890	3	36,219	6,797	12	143,455	10,085	13	258,456	399	3	12,203	1,340	7	31,683
Boys' wear	785	4	(x)	2,363	12	143,455	5,333	13	258,456	267	3	12,203	619	7	31,683
Men's, boys' shoes and slippers	487	4	(x)	1,900	11	(x)	2,562	11	(x)	(1)	1	(x)	158	5	(x)
Home furnishings:															
Furniture, beds, mattresses, springs	2,884	5	(x)	5,367	11	(x)	13,228	13	258,456	(1)	2	(x)	917	4	22,988
Floor coverings	1,018	4	(x)	3,611	12	143,455	11,566	12	(x)	(1)	2	(x)	983	7	31,683
Draperies, curtains, upholstery, lamps and shades	1,127	5	(x)	4,422	12	143,455	6,653	12	(x)	(1)	2	(x)	1,257	7	31,683
Major household appliances	2,280	6	39,117	5,901	9	133,119	11,546	13	258,456	887	3	12,203	1,599	6	(x)
China, glassware, housewares (inc electric)	2,245	3	36,219	7,325	12	143,455	11,617	13	258,456	433	3	12,203	793	5	(x)
Radios, phonographs, television, records, etc	768	5	(x)	2,536	11	(x)	3,282	12	(x)	207	3	12,203	354	5	(x)
Miscellaneous merchandise departments:															
Toys, games, sporting goods, cameras	479	4	(x)	4,359	12	143,455	11,188	13	258,456	(1)	2	(x)	587	5	(x)
Luggage	186	3	36,219	642	11	(x)	854	12	(x)	(1)	2	(x)	84	4	22,788
Candy, groceries, other foods	(1)	3	(x)	9,549	12	143,455	3,205	12	(x)	(1)	2	(x)	112	3	20,301
Restaurant and fountain	(1)	2	(x)	1,480	9	103,948	3,578	11	(x)	...	...	...	(1)	2	(x)
Packaged liquors and wines	...	...	...	(1)	3	(x)	...	...	...	...	...	...	...	...	...
Paint and wallpaper	(1)	2	(x)	684	7	64,155	2,866	11	(x)	(1)	2	(x)	242	4	22,788
Hardware	(1)	1	(x)	2,118	7	91,996	(1)	6	(x)	(1)	1	(x)	(1)	3	(x)
Lighting, electrical supplies	(1)	1	(x)	(1)	3	(x)	(1)	5	(x)	(1)	1	(x)	(1)	2	(x)
Heating, plumbing equipment and supplies	(1)	1	(x)	(1)	5	(x)	(1)	4	(x)	(1)	1	(x)	(1)	2	(x)
Building materials	...	...	...	(1)	2	(x)	(1)	4	(x)	(1)	1	(x)	(1)	2	(x)
Farm equipment, implements, machinery	...	...	...	(1)	2	(x)	(1)	4	(x)	(1)	1	(x)	(1)	2	(x)
Tires, batteries, and accessories	(1)	1	(x)	(1)	4	(x)	(1)	7	(x)	(1)	1	(x)	(1)	2	(x)
Gasoline and lubricants	(1)	1	(x)	(1)	2	(x)	(1)	5	(x)	...	...	...	(1)	1	(x)
Basement store															
Piece goods and household textiles	...	...	...	(1)	2	(x)	2,474	7	139,751	(1)	1	(x)	...	...	...
Women's, misses' ready-to-wear:															
Intimate apparel, other accessories	(1)	1	(x)	2,281	3	70,018	5,188	8	144,872	(1)	1	(x)	(1)	1	(x)
Coats, suits, dresses	(1)	1	(x)	786	3	70,018	4,923	8	144,872	(1)	1	(x)	(1)	1	(x)
Blouses, skirts, sportswear	(1)	1	(x)	(1)	2	(x)	1,264	8	144,872	...	...	...	...	...	...
Infants' and children's wear	(1)	1	(x)	(1)	2	(x)	1,781	8	144,872	...	...	...	...	...	...
Men's and boys' wear:															
Men's clothing, furnishings	(1)	1	(x)	(1)	2	(x)	2,442	8	144,872	(1)	1	(x)	...	...	...
Boys' wear	(1)	1	(x)	(1)	2	(x)	886	7	139,751	(1)	1	(x)	...	...	...
Home furnishings	(1)	1	(x)	(1)	2	(x)	1,568	6	128,259	(1)	1	(x)	...	...	...
Shoes	(1)	1	(x)	506	3	70,018	1,340	7	133,380	(1)	1	(x)	(1)	1	(x)
Other															
Other sales and receipts	1,407	...	...	18,849	...	...	39,655	...	...	5,018	...	...	3,996	...	...
Not analyzing merchandise line sales	...	...	...	...	...	...	...	...	...	286	1	...	...	...	...
Small single unit stores	...	...	...	...	...	...	...	...	...	...	...	...	...	...	...

(1) Estimate withheld to avoid disclosure of data for individual stores.

Table 18E.—MERCHANDISE LINE SALES OF LARGE STORES AND MULTIUNITS—GENERAL MERCHANDISE GROUP, GENERAL STORES—KIND OF BUSINESS, FOR SELECTED STANDARD METROPOLITAN AREAS: 1948—Continued

[See text for explanatory material]

Kind of business and merchandise line	Merchandise line sales (Thousand dollars)	Stores reporting merchandise line: Number	Stores reporting merchandise line: Total sales (Thousand dollars)	Merchandise line sales (Thousand dollars)	Stores reporting merchandise line: Number	Stores reporting merchandise line: Total sales (Thousand dollars)	Merchandise line sales (Thousand dollars)	Stores reporting merchandise line: Number	Stores reporting merchandise line: Total sales (Thousand dollars)	Merchandise line sales (Thousand dollars)	Stores reporting merchandise line: Number	Stores reporting merchandise line: Total sales (Thousand dollars)	Merchandise line sales (Thousand dollars)	Stores reporting merchandise line: Number	Stores reporting merchandise line: Total sales (Thousand dollars)
	NEW HAVEN, CONN.			NEW ORLEANS, LA.			NEW YORK-NORTHEASTERN NEW JERSEY			NORFOLK-PORTSMOUTH, VA.			OKLAHOMA CITY, OKLA.		
DEPARTMENT STORES															
Large stores and multiunits—Analyzing merchandise line sales, total	11,267	4	...	73,593	11	...	934,801	77	...	16,177	9	...	35,297	6	...
Main store															
Piece goods and household textiles															
Silks, velvets, synthetics, woolen yard goods	180	4	11,267	1,711	9	(x)	13,612	59	887,666	638	7	(x)	1,192	6	35,297
Cotton yard goods	99	3	(x)	1,240	9	(x)	4,981	53	811,602	225	5	7,788	529	6	35,297
Linens and towels	255	4	11,267	1,142	10	(x)	15,647	66	912,985	308	7	(x)	328	6	35,297
Domestics, blankets, comforters, spreads	462	4	11,267	1,772	10	(x)	27,674	73	932,188	513	8	(x)	871	6	35,297
Small wares:															
Laces, ribbons, notions, needlework	415	4	11,267	1,228	8	71,513	16,732	69	906,072	463	7	(x)	750	6	35,297
Toiletries, drugs, drug sundries	285	3	(x)	1,397	7	68,935	19,653	61	887,297	249	8	(x)	817	3	24,073
Silverware, clocks, fine jewelry, watches	82	3	(x)	527	9	(x)	13,748	55	900,880	97	4	6,155	391	5	(x)
Costume jewelry	208	4	11,267	601	8	70,694	7,372	59	869,990	224	6	13,522	356	6	35,297
Books, magazines, stationery	181	3	(x)	1,032	7	67,391	13,986	50	860,517	172	6	14,175	421	5	(x)
Women's and misses' ready-to-wear accessories															
Neckwear, scarfs, handkerchiefs	245	3	(x)	476	10	(x)	11,896	68	916,310	277	9	16,177	436	6	35,297
Millinery	257	4	11,267	1,329	9	(x)	11,537	59	892,527	377	9	16,177	544	5	(x)
Women's, children's gloves	191	4	11,267	367	8	70,606	6,316	69	920,630	76	6	8,423	218	6	35,297
Corsets and brassieres	243	4	11,267	1,022	11	73,593	10,448	71	929,355	368	9	16,177	509	6	35,297
Women's, children's hosiery	497	4	11,267	1,439	11	73,593	18,927	74	930,573	531	9	16,177	690	6	35,297
Underwear, slips, negligees, robes	720	4	11,267	2,324	11	73,593	30,991	74	930,573	1,003	9	16,177	1,166	6	35,297
Infants' wear	442	4	11,267	1,662	10	(x)	20,619	71	925,164	668	8	(x)	580	5	(x)
Handbags, small leather goods	197	4	11,267	822	11	73,593	11,731	71	928,998	148	6	9,252	433	5	(x)
Women's, children's shoes	582	4	11,267	2,674	10	(x)	26,081	64	917,147	430	6	11,439	1,285	5	(x)
Women's and misses' ready-to-wear apparel															
Women's, misses', juniors' coats and suits	472	4	11,267	2,009	11	73,593	38,062	73	931,833	1,242	9	16,177	1,277	6	35,297
Women's, misses', juniors' dresses	447	4	11,267	3,998	11	73,593	43,168	71	929,072	1,158	8	(x)	1,633	6	35,297
Girls' and teen-age wear	196	3	(x)	998	9	(x)	13,255	63	908,033	416	5	10,227	466	6	35,297
Blouses, skirts, sportswear	432	4	11,267	1,783	10	(x)	28,527	69	926,498	618	8	(x)	1,099	6	35,297
Aprons, housedresses and uniforms	244	3	(x)	1,233	11	73,593	11,496	64	906,598	377	6	9,000	794	6	35,297
Furs	160	3	(x)	466	6	68,938	8,774	55	902,601	129	3	8,565	304	6	35,297
Men's and boys' wear:															
Men's clothing	(1)	1	(x)	3,482	11	73,593	22,457	56	875,562	311	4	4,781	805	5	(x)
Men's furnishings, hats	511	4	11,267	4,035	11	73,593	37,890	71	923,420	663	8	(x)	1,210	6	35,297
Boys' wear	256	4	11,267	1,673	10	(x)	12,960	67	920,603	279	6	6,019	620	6	35,297
Men's, boys' shoes and slippers	(1)	1	(x)	550	10	(x)	4,528	51	851,026	(1)	2	(x)	545	5	(x)
Home furnishings:															
Furniture, beds, mattresses, springs	393	3	(x)	3,716	9	(x)	79,806	63	915,577	374	4	10,158	1,603	4	(x)
Floor coverings	208	4	11,267	1,623	9	(x)	30,901	64	914,512	434	7	(x)	1,363	5	(x)
Draperies, curtains, upholstery, lamps and shades	411	4	11,267	3,346	10	(x)	35,640	72	931,146	938	9	16,177	1,391	6	35,297
Major household appliances	310	3	(x)	4,083	10	(x)	25,811	63	879,117	548	6	13,522	1,731	5	(x)
China, glassware, housewares (inc. electric)	307	4	11,267	4,524	10	(x)	50,254	74	897,345	485	8	(x)	1,411	6	35,297
Radios, phonographs, television, records, etc	(1)	2	(x)	896	10	(x)	15,605	55	892,912	156	4	9,458	399	5	(x)
Miscellaneous merchandise departments:															
Toys, games, sporting goods, cameras	166	4	11,267	2,128	8	70,866	23,772	59	869,657	314	7	(x)	688	6	35,297
Luggage	71	3	(x)	258	5	64,846	6,288	57	904,301	30	7	(x)	157	5	(x)
Candy, groceries, other foods	147	3	(x)	917	4	63,532	12,888	39	793,688	60	5	10,022	90	3	24,073
Restaurant and fountain	(1)	1	(x)	(1)	3	(x)	8,100	25	678,127	380	4	11,546	(1)	2	(x)
Packaged liquors and wines	(1)	1	(x)	(1)	1	(x)	7,207	8	484,590	...	...	...	...	...	...
Paint and wallpaper	(1)	1	(x)	(1)	2	(x)	4,058	23	604,677	(1)	1	(x)	286	3	22,678
Hardware	...	...	...	(1)	2	(x)	7,929	21	261,081	(1)	2	(x)	(1)	2	(x)
Lighting, electrical supplies	...	...	...	(1)	2	(x)	1,183	12	81,378	...	...	...	(1)	2	(x)
Heating, plumbing equipment and supplies	...	...	...	(1)	1	(x)	2,962	13	113,040	...	...	...	(1)	2	(x)
Building materials	...	...	...	(1)	1	(x)	2,673	15	278,404	...	...	...	(1)	2	(x)
Farm equipment, implements, machinery	...	...	...	(1)	1	(x)	45	6	24,842	...	...	...	(1)	2	(x)
Tires, batteries, and accessories	...	...	...	(1)	1	(x)	3,690	17	430,678	...	...	...	(1)	2	(x)
Gasoline and lubricants	...	...	...	...	...	...	223	4	20,410	...	...	...	(1)	1	(x)
Basement store															
Piece goods and household textiles	...	...	...	(1)	1	(x)	6,428	14	393,621	...	...	...	416	4	(x)
Women's, misses' ready-to-wear:															
Intimate apparel, other accessories	...	...	...	(1)	2	(x)	16,775	13	459,278	...	...	...	466	4	(x)
Coats, suits, dresses	(1)	1	(x)	(1)	2	(x)	16,440	14	463,780	...	...	...	430	4	(x)
Blouses, skirts, sportswear	...	...	...	(1)	2	(x)	3,664	13	459,278	...	...	...	(1)	3	(x)
Infants' and children's wear	...	...	...	(1)	2	(x)	5,663	12	423,167	...	...	...	(1)	4	(x)
Men's and boys' wear:															
Men's clothing, furnishings	...	...	...	(1)	2	(x)	12,011	12	424,661	...	...	...	(1)	4	(x)
Boys' wear	...	...	...	(1)	1	(x)	2,702	9	376,009	...	...	...	(1)	3	(x)
Home furnishings	(1)	1	(x)	...	...	...	10,355	14	350,177	...	...	...	118	3	24,073
Shoes	...	...	...	(1)	2	(x)	6,056	13	425,564	(1)	1	(x)	276	4	(x)
Other															
Other sales and receipts	995	...	...	8,610	...	...	32,604	...	...	498	...	...	4,203	...	...
Not analyzing merchandise line sales	...	...	...	...	...	...	...	...	...	...	...	...	...	...	...
Small single unit stores	...	...	...	...	...	...	...	...	...	...	...	...	...	...	...

See footnotes at end of table.

Table 18E.—MERCHANDISE LINE SALES OF LARGE STORES AND MULTIUNITS—GENERAL MERCHANDISE GROUP, GENERAL STORES—KIND OF BUSINESS, FOR SELECTED STANDARD METROPOLITAN AREAS: 1948—Continued

[See text for explanatory material]

Kind of business and merchandise line	Omaha, Nebr.			Peoria, Ill.			Philadelphia, Pa.			Phoenix, Ariz.			Pittsburgh, Pa.		
	Merchandise line sales (Thousand dollars)	Stores reporting merchandise line: Number	Stores reporting merchandise line: Total sales (Thousand dollars)	Merchandise line sales (Thousand dollars)	Stores reporting merchandise line: Number	Stores reporting merchandise line: Total sales (Thousand dollars)	Merchandise line sales (Thousand dollars)	Stores reporting merchandise line: Number	Stores reporting merchandise line: Total sales (Thousand dollars)	Merchandise line sales (Thousand dollars)	Stores reporting merchandise line: Number	Stores reporting merchandise line: Total sales (Thousand dollars)	Merchandise line sales (Thousand dollars)	Stores reporting merchandise line: Number	Stores reporting merchandise line: Total sales (Thousand dollars)
DEPARTMENT STORES															
Large stores and multiunits analyzing merchandise line sales, total	35,137	5	...	29,564	8	...	451,782	26	...	22,502	4	...	254,192	27	...
Main store															
Piece goods and household textiles															
Silks, velvets, synthetics, woolen yard goods	491	5	35,137	386	7	(x)	5,598	20	435,997	468	4	22,502	3,313	24	242,666
Cotton yard goods	377	5	35,137	307	7	(x)	1,831	19	322,736	261	4	22,502	1,563	25	(x)
Linens and towels	467	5	35,137	371	7	(x)	4,952	22	441,732	322	4	22,502	2,671	25	(x)
Domestics, blankets, comforters, spreads	625	5	35,137	855	8	29,564	9,102	25	(x)	569	4	22,502	4,578	26	(x)
Small wares															
Laces, ribbons, notions, needlework	891	5	35,137	539	8	29,564	7,569	22	438,466	260	4	22,502	3,806	25	(x)
Toiletries, drugs, drug sundries	980	5	35,137	431	6	(x)	7,124	20	438,843	258	3	(x)	4,498	18	246,247
Silverware, clocks, fine jewelry, watches	284	4	(x)	151	4	19,390	5,169	13	430,219	216	3	(x)	2,147	15	226,449
Costume jewelry	516	5	35,137	219	5	20,484	2,506	21	447,490	222	4	22,502	2,038	19	232,443
Books, magazines, stationery	484	4	(x)	323	5	20,484	5,941	16	436,202	276	3	(x)	2,884	16	221,298
Women's and misses' ready-to-wear accessories															
Neckwear, scarfs, handkerchiefs	524	5	35,137	283	7	(x)	4,189	26	451,782	185	4	22,502	2,609	26	(x)
Millinery	399	5	35,137	420	7	(x)	4,375	22	447,398	168	3	(x)	3,231	21	247,975
Women's, children's gloves	232	5	35,137	192	8	29,564	2,049	24	(x)	67	4	22,502	1,447	26	(x)
Corsets and brassieres	474	5	35,137	361	8	29,564	5,769	25	(x)	330	4	22,502	2,922	27	254,192
Women's, children's hosiery	439	5	35,137	701	8	29,564	5,620	25	(x)	313	4	22,502	3,804	27	254,192
Underwear, slips, negligees, robes	1,217	5	35,137	1,046	8	29,564	11,913	25	(x)	840	4	22,502	6,980	27	254,192
Infants' wear	756	5	35,137	751	8	29,564	10,405	26	451,782	468	4	22,502	4,858	26	(x)
Handbags, small leather goods	377	5	35,137	295	8	29,564	3,984	24	(x)	205	4	22,502	2,624	26	(x)
Women's, children's shoes	1,302	4	(x)	1,084	8	29,564	12,318	24	(x)	666	4	22,502	7,923	25	(x)
Women's and misses' ready-to-wear apparel															
Women's, misses', juniors' coats and suits	1,551	5	35,137	1,382	8	29,564	16,672	25	(x)	543	4	22,502	12,812	26	(x)
Women's, misses', juniors' dresses	1,941	5	35,137	1,727	8	29,564	17,099	25	(x)	779	4	22,502	11,295	27	254,192
Girls' and teen-age wear	430	4	(x)	367	7	(x)	7,113	25	(x)	437	4	22,502	3,875	25	(x)
Blouses, skirts, sportswear	1,335	4	(x)	859	8	29,564	11,258	24	(x)	663	4	22,502	8,129	26	(x)
Aprons, housedresses and uniforms	494	4	(x)	529	8	29,564	7,474	23	446,836	314	4	22,502	2,190	25	(x)
Furs	263	4	(x)	310	7	(x)	3,626	17	440,144	56	4	22,502	2,309	19	247,814
Men's and boys' wear:															
Men's clothing	924	5	35,137	858	7	(x)	12,645	23	447,755	887	4	22,502	12,331	25	(x)
Men's furnishings, hats	2,237	5	35,137	1,394	8	29,564	20,570	24	(x)	1,074	4	22,502	10,564	23	251,958
Boys' wear	511	4	(x)	397	7	(x)	9,513	25	(x)	529	4	22,502	4,864	26	(x)
Men's, boys' shoes and slippers	366	4	(x)	171	5	22,983	4,483	20	443,675	401	4	22,502	1,763	22	250,302
Home furnishings															
Furniture, beds, mattresses, springs	1,005	3	(x)	1,367	6	(x)	30,169	19	441,659	(1)	2	(x)	17,601	22	249,261
Floor coverings	659	4	(x)	901	7	(x)	13,452	23	446,028	(1)	2	(x)	10,025	24	251,585
Draperies, curtains, upholstery, lamps and shades	487	5	35,137	938	7	(x)	14,698	25	(x)	514	4	22,502	7,716	26	(x)
Major household appliances	(1)	2	(x)	1,264	6	(x)	16,937	19	441,161	1,458	4	22,502	14,420	24	252,296
China, glassware, housewares (inc electric)	1,425	5	35,137	879	8	29,564	20,085	26	451,782	528	4	22,502	7,857	24	238,233
Radios, phonographs, television, records, etc	(1)	3	(x)	333	7	(x)	8,024	19	441,549	388	4	22,502	4,129	19	232,914
Miscellaneous merchandise departments															
Toys, games, sporting goods, cameras	714	5	35,137	863	8	29,564	16,382	24	(x)	631	3	(x)	6,402	26	(x)
Luggage	(1)	4	(x)	130	7	(x)	1,608	20	444,492	66	4	22,502	1,382	26	(x)
Candy, groceries, other foods	741	4	(x)	141	6	(x)	4,373	15	437,738	...	...	...	1,924	13	203,796
Restaurant and fountain	965	3	(x)	627	4	19,390	4,994	7	233,858	...	...	...	2,841	9	225,518
Packaged liquors and wines	...	...	...	...	...	...	...	...	...	...	...	...	(1)	1	(x)
Paint and wallpaper	(1)	2	(x)	(1)	3	(x)	3,073	14	360,393	(1)	2	(x)	1,429	19	237,597
Hardware	(1)	2	(x)	(1)	2	(x)	8,484	10	296,733	(1)	2	(x)	1,088	11	144,710
Lighting, electrical supplies	(1)	1	(x)	(1)	2	(x)	1,253	7	141,216	(1)	2	(x)	791	11	79,785
Heating, plumbing equipment and supplies	(1)	1	(x)	(1)	2	(x)	5,009	5	140,120	(1)	2	(x)	2,326	10	37,640
Building materials	(1)	1	(x)	(1)	2	(x)	2,228	5	140,120	(1)	2	(x)	1,329	9	28,228
Farm equipment, implements, machinery	(1)	1	(x)	(1)	2	(x)	(1)	4	(x)	(1)	2	(x)	389	5	24,289
Tires, batteries, and accessories	(1)	1	(x)	(1)	2	(x)	7,457	9	302,001	(1)	2	(x)	2,197	10	87,728
Gasoline and lubricants	(1)	1	(x)	(1)	1	(x)	328	5	160,828	(1)	2	(x)	235	8	27,024
Basement store															
Piece goods and household textiles	(1)	2	(x)	482	3	17,278	5,420	7	276,141	(1)	2	(x)	1,645	6	199,728
Women's, misses' ready-to-wear															
Intimate apparel, other accessories	(1)	2	(x)	343	3	17,278	7,878	6	275,134	(1)	2	(x)	5,190	7	206,464
Coats, suits, dresses	(1)	2	(x)	506	3	17,278	13,010	6	275,134	(1)	2	(x)	4,795	7	206,464
Blouses, skirts, sportswear	(1)	2	(x)	110	3	17,278	3,065	6	275,134	(1)	2	(x)	1,663	7	206,464
Infants' and children's wear	(1)	2	(x)	(1)	2	(x)	4,013	6	275,134	(1)	2	(x)	2,336	7	206,464
Men's and boys' wear															
Men's clothing, furnishings	(1)	2	(x)	(1)	2	(x)	7,091	6	275,134	(1)	2	(x)	3,438	7	200,155
Boys' wear	(1)	2	(x)	(1)	1	(x)	1,868	6	275,134	(1)	2	(x)	1,270	6	197,198
Home furnishings	(1)	1	(x)	...	...	...	7,638	5	270,129	...	...	...	2,651	5	182,702
Shoes	393	3	(x)	338	3	17,278	4,999	7	276,141	(1)	2	(x)	2,669	7	206,464
Other															
Other sales and receipts	7,607	...	...	5,783	...	...	15,417	...	...	7,240	...	...	9,520	...	...
Not analyzing merchandise line sales	...	...	...	...	...	...	1,260	1	...	...	...	...	...	...	...
Small single unit stores	...	...	...	...	...	...	...	...	...	...	...	...	...	...	...

Table 18E.—MERCHANDISE LINE SALES OF LARGE STORES AND MULTIUNITS—GENERAL MERCHANDISE GROUP, GENERAL STORES—KIND OF BUSINESS, FOR SELECTED STANDARD METROPOLITAN AREAS 1948—Continued

[See text for explanatory material]

Kind of business and merchandise line	Portland, Oreg.			Providence, R.I.			Reading, Pa.			Richmond, Va.			Rochester, N.Y.		
	Merchandise line sales (Thousand dollars)	Stores reporting merchandise line: Number	Stores reporting merchandise line: Total sales (Thousand dollars)	Merchandise line sales (Thousand dollars)	Stores reporting merchandise line: Number	Stores reporting merchandise line: Total sales (Thousand dollars)	Merchandise line sales (Thousand dollars)	Stores reporting merchandise line: Number	Stores reporting merchandise line: Total sales (Thousand dollars)	Merchandise line sales (Thousand dollars)	Stores reporting merchandise line: Number	Stores reporting merchandise line: Total sales (Thousand dollars)	Merchandise line sales (Thousand dollars)	Stores reporting merchandise line: Number	Stores reporting merchandise line: Total sales (Thousand dollars)
DEPARTMENT STORES															
Large stores and multiunits—Analyzing merchandise line sales, total	123,626	11	...	48,837	9	...	15,112	4	...	58,267	5	...	60,716	6	...
Main store															
Piece goods and household textiles:															
Silks, velvets, synthetics, woolen yard goods	2,775	9	(x)	665	8	(x)	230	4	15,112	848	5	58,267	708	5	(x)
Cotton yard goods	1,096	8	120,500	197	3	35,225	84	3	(x)	509	5	58,267	248	4	(x)
Linens and towels	1,044	9	(x)	683	7	(x)	257	4	15,112	587	5	58,267	974	5	(x)
Domestics, blankets, comforters, spreads	2,099	10	(x)	1,224	9	48,837	423	4	15,112	724	5	58,267	1,030	6	60,716
Small wares:															
Laces, ribbons, notions, needlework	1,917	9	(x)	851	6	41,214	276	3	(x)	1,252	4	(x)	1,259	5	(x)
Toiletries, drugs, drug sundries	2,221	9	(x)	1,377	9	48,837	(1)	3	(x)	1,076	5	58,267	1,485	5	(x)
Silverware, clocks, fine jewelry, watches	1,345	6	109,331	588	6	41,214	(1)	3	(x)	993	4	(x)	600	4	(x)
Costume jewelry	386	7	70,444	223	6	19,877	...	...	...	468	4	(x)	449	6	60,716
Books, magazines, stationery	2,409	5	107,486	708	5	38,527	(1)	2	(x)	1,202	4	(x)	1,151	5	(x)
Women's and misses' ready-to-wear accessories:															
Neckwear, scarfs, handkerchiefs	1,127	8	95,125	1,016	7	(x)	(1)	3	(x)	612	5	58,267	765	6	60,716
Millinery	1,125	8	86,833	990	6	46,661	(1)	3	(x)	794	5	58,267	708	6	60,716
Women's, children's gloves	473	7	89,790	598	7	(x)	103	4	15,112	306	5	58,267	420	6	60,716
Corsets and brassieres	1,309	10	(x)	1,074	9	48,837	362	4	15,112	570	5	58,267	925	6	60,716
Women's, children's hosiery	2,059	11	123,626	1,510	9	48,837	217	4	15,112	1,291	5	58,267	1,679	6	60,716
Underwear, slips, negligees, robes	3,233	11	123,626	2,250	9	48,837	562	4	15,112	2,039	5	58,267	1,991	6	60,716
Infants' wear	2,517	11	123,626	2,025	9	48,837	395	4	15,112	1,059	5	58,267	1,294	6	60,716
Handbags, small leather goods	769	8	90,737	823	6	46,661	242	4	15,112	607	5	58,267	632	6	60,716
Women's, children's shoes	3,707	11	123,626	2,403	8	(x)	317	3	(x)	1,278	5	58,267	1,266	5	(x)
Women's and misses' ready-to-wear apparel:															
Women's, misses', juniors' coats and suits	4,069	10	(x)	2,377	9	48,837	819	3	(x)	2,497	5	58,267	2,316	6	60,716
Women's, misses', juniors' dresses	3,078	10	(x)	3,099	9	48,837	763	3	(x)	2,836	5	58,267	2,743	6	60,716
Girls' and teen-age wear	1,602	10	(x)	712	9	48,837	188	3	(x)	880	5	58,267	953	6	60,716
Blouses, skirts, sportswear	2,506	10	(x)	1,623	9	48,837	272	3	(x)	1,935	5	58,267	1,489	6	60,716
Aprons, housedresses and uniforms	1,182	9	(x)	615	7	(x)	158	3	(x)	732	5	58,267	795	6	60,716
Furs	553	7	89,450	832	6	46,661	(1)	2	(x)	312	4	(x)	314	4	(x)
Men's and boys' wear:															
Men's clothing	3,863	10	(x)	1,850	7	(x)	350	3	(x)	1,688	4	(x)	993	5	(x)
Men's furnishings, hats	4,657	11	123,626	2,553	6	41,214	617	4	15,112	2,305	5	58,267	2,449	5	(x)
Boys' wear	2,275	11	123,626	1,415	8	(x)	221	4	15,112	808	5	58,267	792	6	60,716
Men's, boys' shoes and slippers	1,396	11	123,626	(1)	4	(x)	(1)	2	(x)	405	5	58,267	184	3	33,841
Home furnishings:															
Furniture, beds, mattresses, springs	5,729	10	(x)	2,335	7	(x)	783	4	15,112	1,758	3	(x)	2,553	5	(x)
Floor coverings	4,417	8	120,500	1,464	7	(x)	418	4	15,112	1,160	4	(x)	2,136	6	60,716
Draperies, curtains, upholstery, lamps and shades	3,535	10	(x)	1,630	9	48,837	560	4	15,112	1,641	5	58,267	2,079	6	60,716
Major household appliances	6,226	10	(x)	2,057	7	(x)	618	4	15,112	2,187	5	57,463	1,893	4	(x)
China, glassware, housewares (inc. electric)	4,771	11	123,626	1,767	8	(x)	631	4	15,112	2,460	5	58,267	2,966	6	60,716
Radios, phonographs, television, records, etc	2,933	10	(x)	760	6	41,214	132	3	(x)	594	5	57,463	591	4	(x)
Miscellaneous merchandise departments:															
Toys, games, sporting goods, cameras	5,916	10	(x)	530	6	41,214	250	4	15,112	1,195	5	58,267	1,245	6	60,716
Luggage	623	10	(x)	200	5	37,218	77	4	15,112	209	5	58,267	228	5	(x)
Candy, groceries, other foods	2,123	7	119,213	396	4	35,408	(1)	2	(x)	955	4	(x)	2,608	5	(x)
Restaurant and fountain	1,469	5	107,486	977	4	38,344	(1)	2	(x)	1,172	4	(x)	1,493	4	(x)
Packaged liquors and wines	...	...	...	...	...	...	...	...	...	...	...	...	...	...	...
Paint and wallpaper	1,326	5	94,389	243	4	35,408	(1)	2	(x)	348	3	(x)	380	4	(x)
Hardware	3,712	5	94,389	(1)	1	(x)	(1)	1	(x)	(1)	1	(x)	(1)	1	(x)
Lighting, electrical supplies	1,568	5	94,389	(1)	1	(x)	(1)	1	(x)	(1)	1	(x)	(1)	1	(x)
Heating, plumbing equipment and supplies	(1)	4	(x)	...	...	...	(1)	1	(x)	(1)	1	(x)	(1)	1	(x)
Building materials	(1)	4	(x)	...	...	...	(1)	2	(x)	(1)	1	(x)	(1)	1	(x)
Farm equipment, implements, machinery	(1)	4	(x)	...	...	...	(1)	1	(x)	(1)	1	(x)	(1)	1	(x)
Tires, batteries, and accessories	(1)	5	(x)	(1)	1	(x)	(1)	1	(x)	(1)	2	(x)	(1)	1	(x)
Gasoline and lubricants	(1)	3	(x)	...	...	...	...	...	...	...	...	...	(1)	1	(x)
Basement store															
Piece goods and household textiles	1,092	4	73,234	(1)	1	(x)	...	...	...	(1)	2	(x)	704	3	38,201
Women's, misses' ready-to-wear:															
Intimate apparel, other accessories	1,002	4	73,234	(1)	1	(x)	(1)	1	(x)	(1)	2	(x)	1,173	3	50,048
Coats, suits, dresses	1,981	4	73,234	(1)	1	(x)	(1)	1	(x)	(1)	2	(x)	1,195	3	50,048
Blouses, skirts, sportswear	575	4	73,234	(1)	1	(x)	(1)	1	(x)	(1)	2	(x)	427	3	50,048
Infants' and children's wear	229	4	73,234	(1)	1	(x)	(1)	1	(x)	(1)	2	(x)	684	3	50,048
Men's and boys' wear:															
Men's clothing, furnishings	1,333	4	73,234	(1)	1	(x)	(1)	1	(x)	(1)	2	(x)	887	3	50,048
Boys' wear	297	4	73,234	...	...	...	(1)	1	(x)	(1)	2	(x)	261	3	50,048
Home furnishings	(*)	2	(x)	(1)	1	(x)	(1)	1	(x)	(1)	1	(x)	875	3	50,048
Shoes	1,126	4	73,234	(1)	1	(x)	(1)	1	(x)	(1)	2	(x)	601	4	(x)
Other															
Other sales and receipts	14,851	...	...	2,197	...	...	4,787	...	...	13,385	...	...	5,125	...	...
Not analyzing merchandise line sales	...	...	...	...	...	...	...	...	...	...	...	...	...	...	...
Small single unit stores	...	...	...	...	...	...	...	...	...	...	...	...	...	...	...

See footnotes at end of table.

Table 18E.—MERCHANDISE LINE SALES OF LARGE STORES AND MULTIUNITS—GENERAL MERCHANDISE GROUP, GENERAL STORES—KIND OF BUSINESS, FOR SELECTED STANDARD METROPOLITAN AREAS: 1948—Continued

[See text for explanatory material]

Kind of business and merchandise line	Merchandise line sales (Thousand dollars)	Stores reporting merchandise line: Number	Stores reporting merchandise line: Total sales (Thousand dollars)	Merchandise line sales (Thousand dollars)	Stores reporting merchandise line: Number	Stores reporting merchandise line: Total sales (Thousand dollars)	Merchandise line sales (Thousand dollars)	Stores reporting merchandise line: Number	Stores reporting merchandise line: Total sales (Thousand dollars)	Merchandise line sales (Thousand dollars)	Stores reporting merchandise line: Number	Stores reporting merchandise line: Total sales (Thousand dollars)	Merchandise line sales (Thousand dollars)	Stores reporting merchandise line: Number	Stores reporting merchandise line: Total sales (Thousand dollars)
	SACRAMENTO, CALIF.			ST. LOUIS, MO.			SALT LAKE CITY, UTAH			SAN ANTONIO, TEX.			SAN BERNARDINO, CALIF.		
DEPARTMENT STORES															
Large stores and multiunits—Analyzing merchandise line sales, total	[illegible]	[illegible]	...	180,925	13	...	38,231	6	...	49,156	6	...	15,141	7	...
Main store															
Piece goods and household textiles															
Silks, velvets, synthetics, woolen yard goods	[illegible]	4	(x)	2,111	12	(x)	1,063	6	38,231	1,394	6	49,156	366	7	15,141
Cotton yard goods	[illegible]	3	(x)	1,274	12	(x)	441	5	(x)	595	5	(x)	112	5	(x)
Linens and towels	312	4	(x)	1,817	12	(x)	268	5	(x)	500	5	(x)	145	6	(x)
Domestics, blankets, comforters, spreads	524	5	26,297	2,114	12	(x)	1,061	6	38,231	974	4	(x)	408	7	15,141
Small wares															
Laces, ribbons, notions, needlework	(1)	4	(x)	3,851	13	180,925	699	6	38,231	742	5	(x)	292	7	15,141
Toiletries, drugs, drug sundries	(1)	2	(x)	3,999	8	173,987	543	5	(x)	1,171	6	49,156	(1)	4	(x)
Silverware, clocks, fine jewelry, watches	(1)	3	(x)	1,761	9	174,665	227	4	(x)	469	3	38,305	(1)	3	(x)
Costume jewelry	(1)	3	(x)	1,316	7	168,171	357	5	(x)	404	6	49,156	94	5	(x)
Books, magazines, stationery	[illegible]	3	(x)	2,987	9	173,987	457	5	(x)	567	4	(x)	202	4	12,575
Women's and misses' ready-to-wear accessories															
Neckwear, scarfs, handkerchiefs	253	5	26,297	1,919	11	(x)	378	6	38,231	467	5	(x)	145	7	15,141
Millinery	(1)	3	(x)	2,328	10	175,871	438	5	(x)	680	6	49,156	98	5	(x)
Women's, children's gloves	143	5	26,297	966	12	(x)	217	6	38,231	212	5	(x)	10	5	(x)
Corsets and brassieres	431	5	26,297	2,110	13	180,925	504	6	38,231	522	5	(x)	224	7	15,141
Women's, children's hosiery	549	5	26,297	3,186	13	180,925	885	6	38,231	939	6	49,156	328	7	15,141
Underwear, slips, negligees, robes	926	5	26,297	4,233	13	180,925	1,219	6	38,231	2,025	6	49,156	522	7	15,141
Infants' wear	780	5	26,297	3,661	12	(x)	1,120	6	38,231	1,066	6	49,156	408	7	15,141
Handbags, small leather goods	221	5	26,297	2,282	12	(x)	279	6	38,231	507	5	(x)	112	6	(x)
Women's, children's shoes	671	4	(x)	5,792	12	(x)	1,576	6	38,231	1,763	5	(x)	561	7	15,141
Women's and misses' ready-to-wear apparel															
Women's, misses', juniors' coats and suits	[illegible]	5	26,297	6,339	11	177,456	1,680	6	38,231	1,743	6	49,156	493	7	15,141
Women's, misses', juniors' dresses	[illegible]	5	26,297	6,725	11	177,456	1,452	6	38,231	3,139	6	49,156	509	6	(x)
Girls' and teen-age wear	587	5	26,297	1,934	11	177,456	615	6	38,231	522	6	49,156	200	7	15,141
Blouses, skirts, sportswear	654	5	26,297	4,355	11	177,456	1,046	6	38,231	1,197	6	49,156	445	7	15,141
Aprons, housedresses and uniforms	453	4	(x)	2,141	10	175,871	561	6	38,231	481	4	(x)	222	7	15,141
Furs	[illegible]	5	26,297	1,479	9	174,996	286	5	(x)	443	4	(x)	63	3	12,122
Men's and boys' wear:															
Men's clothing	1,076	5	26,297	6,171	12	(x)	1,406	6	38,231	1,326	5	(x)	727	7	15,141
Men's furnishings, hats	1,634	5	26,297	7,122	13	180,925	2,316	6	38,231	1,435	5	(x)	944	6	(x)
Boys' wear	656	5	26,297	3,259	13	180,925	854	6	38,231	769	5	(x)	338	7	15,141
Men's, boys' shoes and slippers	179	3	(x)	1,135	11	(x)	575	6	38,231	505	4	(x)	210	6	(x)
Home furnishings															
Furniture, beds, mattresses, springs	[illegible]	4	(x)	7,334	12	(x)	1,211	4	(x)	(1)	3	(x)	739	6	(x)
Floor coverings	[illegible]	5	26,297	4,342	12	(x)	1,012	4	(x)	1,066	4	(x)	384	6	(x)
Draperies, curtains, upholstery, lamps and shades	651	5	26,297	4,463	11	(x)	1,224	6	38,231	1,428	5	(x)	417	7	15,141
Major household appliances	1,684	5	26,297	8,311	11	(x)	1,396	5	(x)	3,913	3	38,305	1,049	6	(x)
China, glassware, housewares (inc. electric)	892	5	26,297	8,919	12	(x)	1,378	6	38,231	1,640	6	49,156	560	7	15,141
Radios, phonographs, television, records, etc	427	4	(x)	2,799	11	(x)	750	5	(x)	834	3	38,305	334	5	(x)
Miscellaneous merchandise departments															
Toys, games, sporting goods, cameras	925	5	26,297	5,514	11	(x)	1,395	6	38,231	991	5	(x)	424	6	(x)
Luggage	132	4	26,297	1,061	11	(x)	255	6	38,231	[illegible]	4	(x)	104	7	15,141
Candy, groceries, other foods	(1)	2	(x)	1,820	7	173,112	881	4	(x)	449	6	49,156	(1)	2	(x)
Restaurant and fountain	(1)	2	(x)	2,349	7	173,112	495	3	27,642	554	4	(x)	(1)	1	(x)
Packaged liquors and wines	...	...	...	...	...	...	...	...	...	(1)	1	(x)	...	...	...
Paint and wallpaper	(1)	2	(x)	1,528	10	177,456	279	3	22,[illegible]	(1)	2	(x)	(1)	2	(x)
Hardware	(1)	2	(x)	(1)	7	(x)	696	3	22,808	(1)	2	(x)	331	3	6,334
Lighting, electrical supplies	(1)	2	(x)	476	6	78,657	(1)	2	(x)	(1)	1	(x)	(1)	2	(x)
Heating, plumbing equipment and supplies	(1)	2	(x)	(1)	5	(x)	(1)	2	(x)	(1)	2	(x)	(1)	2	(x)
Building materials	(1)	2	(x)	(1)	5	(x)	(1)	2	(x)	(1)	1	(x)	(1)	2	(x)
Farm equipment, implements, machinery	(1)	2	(x)	(1)	5	(x)	(1)	2	(x)	(1)	2	(x)	(1)	2	(x)
Tires, batteries, and accessories	259	2	(x)	(1)	5	(x)	(1)	2	(x)	(1)	2	(x)	(1)	2	(x)
Gasoline and lubricants	(1)	2	(x)	(1)	4	(x)	(1)	2	(x)	...	...	...	(1)	1	(x)
Basement store															
Piece goods and household textiles	(1)	[illegible]	(x)	[illegible]	5	144,457	(1)	1	(x)	(1)	2	(x)	(1)	1	(x)
Women's, misses' ready-to-wear															
Intimate apparel, other accessories	(1)	[illegible]	(x)	[illegible]	4	[illegible]	(1)	1	(x)	(1)	2	(x)	(1)	1	(x)
Coats, suits, dresses	(1)	[illegible]	(x)	4,592	5	144,457	(1)	1	(x)	(1)	2	(x)	(1)	1	(x)
Blouses, skirts, sportswear	(1)	[illegible]	(x)	(1)	4	(x)	(1)	1	(x)	(1)	2	(x)	(1)	1	(x)
Infants' and children's wear	(1)	[illegible]	(x)	[illegible]	4	[illegible]	(1)	1	(x)	(1)	2	(x)	(1)	1	(x)
Men's and boys' wear															
Men's clothing, furnishings	(1)	[illegible]	(x)	[illegible]	4	[illegible]	(1)	1	(x)	(1)	2	(x)	(1)	1	(x)
Boys' wear	[illegible]	[illegible]	(x)	[illegible]	3	[illegible]	(1)	1	(x)	(1)	1	(x)	...	...	...
Home furnishings	...	...	...	[illegible]	4	[illegible]	...	...	...	(1)	1	(x)	...	...	...
Shoes	[illegible]	[illegible]	(x)	[illegible]	3	[illegible]	(1)	1	(x)	(1)	2	(x)	(1)	1	(x)
Other															
Other sales and receipts	[illegible]	...	...	[illegible]	...	...	[illegible]	...	...	[illegible]	...	...	2,621	...	...
Not analyzing merchandise line sales	...	...	...	[illegible]	[illegible]	...	...	...	...	...	...	...	...	...	...
Small single-unit stores	...	...	...	...	...	...	...	...	...	...	...	...	...	...	...

Table 18E.—MERCHANDISE LINE SALES OF LARGE STORES AND MULTIUNITS—GENERAL MERCHANDISE GROUP, GENERAL STORES—KIND OF BUSINESS, FOR SELECTED STANDARD METROPOLITAN AREAS: 1948—Continued

[See text for explanatory material]

Kind of business and merchandise line	SAN DIEGO, CALIF.			SAN FRANCISCO-OAKLAND, CALIF.			SAN JOSE, CALIF.			SEATTLE, WASH.			SOUTH BEND, IND.		
	Merchandise line sales (Thousand dollars)	Stores reporting merchandise line: Number	Stores reporting merchandise line: Total sales (Thousand dollars)	Merchandise line sales (Thousand dollars)	Stores reporting merchandise line: Number	Stores reporting merchandise line: Total sales (Thousand dollars)	Merchandise line sales (Thousand dollars)	Stores reporting merchandise line: Number	Stores reporting merchandise line: Total sales (Thousand dollars)	Merchandise line sales (Thousand dollars)	Stores reporting merchandise line: Number	Stores reporting merchandise line: Total sales (Thousand dollars)	Merchandise line sales (Thousand dollars)	Stores reporting merchandise line: Number	Stores reporting merchandise line: Total sales (Thousand dollars)
DEPARTMENT STORES															
Large stores and multiunits—Analyzing merchandise line sales, total	40,582	8	...	45,797	33	...	20,371	8	...	120,701	9	...	25,637	7	...
Main store															
Piece goods and household textiles:															
Silks, velvets, synthetics, woolen yard goods	1,300	8	40,582	6,438	29	243,616	482	8	20,371	2,181	9	120,701	614	7	25,637
Cotton yard goods	564	6	(x)	2,439	24	223,610	208	7	(x)	1,789	9	120,701	243	6	(x)
Linens and towels	618	7	(x)	3,405	28	238,410	328	8	20,371	1,273	9	120,701	354	7	25,637
Domestics, blankets, comforters, spreads	1,051	7	(x)	6,419	31	(x)	903	8	20,371	2,283	9	120,701	774	7	25,637
Small wares:															
Laces, ribbons, notions, needlework	842	7	(x)	5,757	28	243,139	400	8	20,371	2,457	9	120,701	549	7	25,637
Toiletries, drugs, drug sundries	579	6	(x)	5,179	22	224,188	242	4	12,476	2,332	8	(x)	434	7	25,637
Silverware, clocks, fine jewelry, watches	245	4	15,454	2,738	19	217,933	(1)	1	(x)	1,337	8	(x)	486	5	(x)
Costume jewelry	286	5	25,801	2,293	27	238,955	179	4	12,476	934	8	x)	231	6	(x)
Books, magazines, stationery	563	6	(x)	5,019	21	219,029	198	5	16,199	2,497	8	x)	242	6	(x)
Women's and misses' ready-to-wear accessories:															
Neckwear, scarfs, handkerchiefs	397	8	40,582	2,765	30	238,585	208	8	20,371	1,752	9	120,701	296	6	23,694
Millinery	528	5	25,801	3,396	24	198,605	236	5	16,199	1,172	8	(x)	358	7	25,637
Women's, children's gloves	245	7	(x)	1,426	28	237,678	59	2	(x)	551	9	120,701	186	7	25,637
Corsets and brassieres	696	8	40,582	3,592	29	238,954	338	8	20,371	1,691	9	120,701	428	7	25,637
Women's, children's hosiery	1,024	7	(x)	5,911	32	(x)	545	8	20,371	2,550	9	120,701	737	7	25,637
Underwear, slips, negligees, robes	1,804	8	40,582	9,658	31	x)	721	8	20,371	3,565	9	120,701	1,015	7	25,637
Infants' wear	1,081	8	40,582	6,303	32	(x)	742	8	20,371	2,931	9	120,701	627	7	25,637
Handbags, small leather goods	365	8	40,582	2,450	30	243,314	135	8	20,371	1,301	9	120,701	237	7	25,637
Women's, children's shoes	1,461	8	40,582	6,418	26	232,895	618	8	20,371	4,216	9	120,701	815	7	25,637
Women's and misses' ready-to-wear apparel:															
Women's, misses', juniors' coats and suits	1,574	8	40,582	10,276	31	(x)	611	7	(x)	4,060	6	92,866	1,364	7	25,637
Women's, misses', juniors' dresses	1,906	8	40,582	8,123	29	210,350	600	6	(x)	3,088	8	(x)	1,181	7	25,637
Girls' and teen-age wear	591	7	(x)	3,132	26	203,058	433	7	(x)	1,443	8	(x)	566	7	25,637
Blouses, skirts, sportswear	1,270	8	40,582	8,211	30	241,752	644	8	20,371	3,226	9	120,701	875	7	25,637
Aprons, housedresses and uniforms	415	8	40,582	2,444	24	203,067	314	8	20,371	1,136	9	120,701	479	6	(x)
Furs	167	5	31,235	1,024	17	186,316	(1)	2	(x)	491	7	(x)	144	4	19,088
Men's and boys' wear:															
Men's clothing	1,965	8	40,582	6,291	29	240,983	651	8	20,371	2,799	9	120,701	700	6	(x)
Men's furnishings, hats	1,930	6	(x)	13,113	31	(x)	1,605	8	20,371	6,373	9	120,701	1,431	7	25,637
Boys' wear	967	8	40,582	4,315	30	238,725	354	7	(x)	2,392	9	120,701	484	6	(x
Men's, boys' shoes and slippers	371	5	32,181	2,013	20	188,342	265	7	(x)	1,674	9	120,701	272	4	13,444
Home furnishings:															
Furniture, beds, mattresses, springs	2,153	7	x)	9,424	24	219,411	1,066	7	(x)	4,485	9	120,701	832	5	(x)
Floor coverings	1,177	7	(x)	6,339	26	232,371	591	7	x)	3,773	9	120,701	953	7	25,637
Draperies, curtains, upholstery, lamps and shades	1,558	8	40,582	8,297	29	237,939	759	8	20,371	3,894	9	120,701	1,237	7	25,637
Major household appliances	2,896	6	(x)	8,720	26	217,827	1,122	5	12,447	6,650	8	(x)	1,399	4	19,788
China, glassware, housewares (inc. electric)	1,273	7	(x)	10,890	30	243,534	742	8	20,371	5,314	9	120,701	331	5	(x)
Radios, phonographs, television, records, etc	576	5	24,498	3,783	26	223,693	232	5	12,447	2,441	7	x)	382	4	19,788
Miscellaneous merchandise departments:															
Toys, games, sporting goods, cameras	1,445	8	40,582	8,716	28	238,234	626	8	20,371	4,309	9	120,701	685	6	(x)
Luggage	267	7	(x)	1,672	27	235,170	92	8	20,371	457	9	120,701	111	6	(x)
Candy, groceries, other foods	57	4	16,400	2,203	14	186,202	(1)	3	(x)	1,927	7	(x)	178	5	22,392
Restaurant and fountain	(1)	1	(x)	2,846	15	183,665	(1)	2	(x)	1,521	5	76,685	(1)	2	(x)
Packaged liquors and wines	...	...	...	953	5	37,050	...	...	...	...	...	...	(1)	1	(x)
Paint and wallpaper	358	4	25,359	1,182	10	106,601	(1)	4	(x)	(1)	4	(x)	(1)	3	(x)
Hardware	800	3	18,306	3,760	11	107,814	(1)	4	(x)	(1)	4	(x)	(1)	2	(x)
Lighting, electrical supplies	233	3	18,306	1,258	9	67,441	(1)	4	(x)	(1)	4	(x)	(1)	2	(x)
Heating, plumbing equipment and supplies	(1)	3	(x)	3,032	10	82,020	(1)	4	(x)	(1)	3	(x)	(1)	1	(x)
Building materials	473	3	18,306	1,962	9	67,441	(1)	4	(x)	(1)	3	(x)	(1)	1	(x)
Farm equipment, implements, machinery	(1)	2	(x)	1,252	8	57,491	(1)	3	(x)	(1)	3	(x)	(1)	1	(x)
Tires, batteries, and accessories	(1)	3	(x)	4,749	10	67,801	(1)	4	(x)	(1)	3	(x)	(1)	2	(x)
Gasoline and lubricants	(1)	1	(x)	122	8	46,832	(1)	3	(x)	(1)	2	(x)	...	...	...
Basement store															
Piece goods and household textiles	...	...	...	2,418	7	111,720	...	...	...	949	4	63,672	(1)	1	(x)
Women's, misses' ready-to-wear:															
Intimate apparel, other accessories	...	...	...	4,394	9	123,439	(1)	1	(x)	2,046	4	63,672	...	...	...
Coats, suits, dresses	...	...	...	3,468	9	123,439	(1)	1	(x)	1,782	4	63,672	...	...	...
Blouses, skirts, sportswear	...	...	...	1,623	8	120,042	(1)	1	(x)	580	4	63,672	...	...	...
Infants' and children's wear	...	...	...	1,397	8	125,675	...	...	...	930	4	63,672	...	...	...
Men's and boys' wear:															
Men's clothing, furnishings	...	...	...	1,798	7	123,178	(1)	1	(x)	1,512	4	63,672	(1)	1	(x)
Boys' wear	...	...	...	634	7	123,178	(1)	1	(x)	(1)	3	(x)	...	...	...
Home furnishings	...	...	...	1,008	4	93,308	...	...	...	(1)	3	(x)	...	...	...
Shoes	...	...	...	1,102	6	120,000	...	...	...	(1)	3	(x)	...	...	...
Other															
Other sales and receipts	2,511	...	...	5,831	...	...	3,157	...	...	17,522	...	...	3,409	...	...
Not analyzing merchandise line sales	...	...	...	...	...	...	...	...	...	...	...	...	...	...	...
Small single unit stores	...	...	...	...	...	...	...	...	...	...	...	...	...	...	...

See footnotes at end of table.

Table 18E.—MERCHANDISE LINE SALES OF LARGE STORES AND MULTIUNITS—GENERAL MERCHANDISE GROUP, GENERAL STORES—KIND OF BUSINESS, FOR SELECTED STANDARD METROPOLITAN AREAS: 1948—Continued

[See text for explanatory material]

Kind of business and merchandise line	SPOKANE, WASH.			SPRINGFIELD-HOLYOKE, MASS.			STOCKTON, CALIF.			SYRACUSE, N.Y.			TACOMA, WASH.		
	Merchandise line sales (Thousand dollars)	Stores reporting merchandise line: Number	Stores reporting merchandise line: Total sales (Thousand dollars)	Merchandise line sales (Thousand dollars)	Stores reporting merchandise line: Number	Stores reporting merchandise line: Total sales (Thousand dollars)	Merchandise line sales (Thousand dollars)	Stores reporting merchandise line: Number	Stores reporting merchandise line: Total sales (Thousand dollars)	Merchandise line sales (Thousand dollars)	Stores reporting merchandise line: Number	Stores reporting merchandise line: Total sales (Thousand dollars)	Merchandise line sales (Thousand dollars)	Stores reporting merchandise line: Number	Stores reporting merchandise line: Total sales (Thousand dollars)
DEPARTMENT STORES															
Large stores and multiunits analyzing merchandise line sales, total	32,727	...	...	27,803	8	...	10,356	7	...	35,516	6	...	16,190	4	...
Main store															
Piece goods and household textiles															
Silks, velvets, synthetics, woolen yard goods	695	6	(x)	522	7	(x)	329	6	(x)	556	4	(x)	275	4	16,190
Cotton yard goods	360	6	(x)	213	3	21,303	94	5	(x)	295	4	(x)	172	4	16,190
Linens and towels	433	7	32,727	350	4	22,802	86	6	(x)	411	5	(x)	217	4	16,190
Domestics, blankets, comforters, spreads	796	6	(x)	982	8	27,803	280	7	10,356	766	6	35,516	347	4	16,190
Small wares															
Laces, ribbons, notions, needlework	711	7	32,727	713	6	(x)	72	5	(x)	726	5	(x)	337	4	16,190
Toiletries, drugs, drug sundries	462	6	(x)	826	7	(x)	115	3	5,867	642	5	(x)	269	4	16,190
Silverware, clocks, fine jewelry, watches	148	4	24,502	371	5	24,655	(1)	2	(x)	293	5	(x)	112	4	16,190
Costume jewelry	245	7	32,727	198	6	(x)	(1)	4	(x)	181	5	(x)	130	4	16,190
Books, magazines, stationery	392	4	19,513	384	5	24,551	(1)	1	(x)	488	5	(x)	287	4	16,190
Women's and misses' ready-to-wear accessories															
Neckwear, scarfs, handkerchiefs	511	7	32,727	511	5	24,551	44	7	10,356	333	6	35,516	280	4	16,190
Millinery	433	5	(x)	569	7	(x)	(1)	3	(x)	575	6	35,516	253	4	16,190
Women's, children's gloves	149	6	(x)	231	6	(x)	22	7	10,356	174	6	35,516	100	4	16,190
Corsets and brassieres	422	6	(x)	761	8	27,803	127	7	10,356	745	6	35,516	209	4	16,190
Women's, children's hosiery	796	7	32,727	998	8	27,803	193	7	10,356	848	6	35,516	456	4	16,190
Underwear, slips, negligees, robes	902	7	32,727	1,401	8	27,803	264	7	10,356	1,135	6	35,516	492	4	16,190
Infants' wear	701	7	32,727	908	8	27,803	324	7	10,356	956	6	35,516	412	4	16,190
Handbags, small leather goods	227	6	(x)	342	6	(x)	16	6	(x)	347	6	35,516	159	4	16,190
Women's, children's shoes	1,039	6	(x)	900	5	24,021	296	5	(x)	792	5	(x)	389	4	16,190
Women's and misses' ready-to-wear apparel															
Women's, misses', juniors' coats and suits	1,663	7	32,727	1,373	8	27,803	530	6	(x)	1,481	6	35,516	701	4	16,190
Women's, misses', juniors' dresses	863	7	32,727	1,682	8	27,803	243	6	(x)	1,270	6	35,516	660	4	16,190
Girls' and teen-age wear	466	7	32,727	474	7	(x)	75	4	7,813	552	6	35,516	132	3	(x)
Blouses, skirts, sportswear	1,027	6	(x)	1,323	7	(x)	316	7	10,356	911	6	35,516	400	4	16,190
Aprons, housedresses and uniforms	588	7	32,727	543	6	(x)	85	4	7,905	653	6	35,516	215	4	16,190
Furs	236	4	24,572	306	6	(x)	24	4	7,813	375	5	(x)	148	4	16,190
Men's and boys' wear:															
Men's clothing	657	5	(x)	641	4	12,580	495	6	(x)	561	3	18,337	421	4	16,190
Men's furnishings, hats	2,134	7	32,727	1,369	8	(x)	274	6	(x)	1,414	5	(x)	706	4	16,190
Boys' wear	601	7	32,727	505	7	(x)	284	6	(x)	527	5	(x)	312	4	16,190
Men's, boys' shoes and slippers	535	6	(x)	100	3	12,090	156	4	7,964	228	4	(x)	176	4	16,190
Home furnishings															
Furniture, beds, mattresses, springs	1,392	7	32,727	568	5	24,137	714	5	(x)	1,780	6	35,516	831	4	16,190
Floor coverings	1,267	7	32,727	360	4	14,809	352	6	(x)	1,384	6	35,516	520	4	16,190
Draperies, curtains, upholstery, lamps and shades	927	7	32,727	1,132	8	27,803	311	7	10,356	1,652	6	35,516	486	4	16,190
Major household appliances	2,044	5	(x)	591	7	(x)	818	5	(x)	2,161	6	35,516	1,326	4	16,190
China, glassware, housewares (inc. electric)	1,063	7	32,727	1,336	7	(x)	258	4	7,964	1,680	6	35,516	760	4	16,190
Radios, phonographs, television, records, etc	503	5	(x)	218	4	22,802	250	5	(x)	345	5	(x)	266	4	16,190
Miscellaneous merchandise departments															
Toys, games, sporting goods, cameras	928	7	32,727	231	5	15,299	(1)	4	(x)	644	5	(x)	445	4	16,190
Luggage	111	5	(x)	193	8	27,803	29	5	(x)	66	4	(x)	89	4	16,190
Candy, groceries, other foods	360	5	(x)	298	4	21,853	(1)	2	(x)	538	3	26,609	89	4	16,190
Restaurant and fountain	501	3	14,930	(1)	2	(x)	(1)	1	(x)	(1)	2	(x)	(1)	2	(x)
Packaged liquors and wines	...	...	...	...	...	...	...	...	...	...	...	...	...	...	...
Paint and wallpaper	257	5	(x)	(1)	1	(x)	(1)	3	(x)	304	4	(x)	(1)	3	(x)
Hardware	595	4	21,452	(1)	2	(x)	(1)	3	(x)	(1)	1	(x)	(1)	1	(x)
Lighting, electrical supplies	291	3	20,851	(1)	1	(x)	(1)	3	(x)	(1)	1	(x)	(1)	1	(x)
Heating, plumbing equipment and supplies	(1)	2	(x)	...	...	...	(1)	3	(x)	(1)	1	(x)	(1)	1	(x)
Building materials	(1)	2	(x)	...	...	...	(1)	3	(x)	(1)	1	(x)	(1)	1	(x)
Farm equipment, implements, machinery	(1)	2	(x)	...	...	...	(1)	3	(x)	(1)	1	(x)	(1)	1	(x)
Tires, batteries, and accessories	(1)	1	(x)	...	...	...	(1)	4	(x)	(1)	1	(x)	(1)	2	(x)
Gasoline and lubricants	(1)	1	(x)	...	...	...	(1)	2	(x)	(1)	1	(x)	...	...	...
Basement store															
Piece goods and household textiles	(1)	1	(x)	(1)	1	(x)	...	...	...	(1)	2	(x)	(1)	1	(x)
Women's, misses' ready-to-wear:															
Intimate apparel, other accessories	(1)	1	(x)	(1)	2	(x)	(1)	1	(x)	(1)	2	(x)	(1)	1	(x)
Coats, suits, dresses	(1)	1	(x)	(1)	2	(x)	(1)	1	(x)	(1)	2	(x)	(1)	1	(x)
Blouses, skirts, sportswear	(1)	1	(x)	(1)	1	(x)	(1)	1	(x)	(1)	2	(x)	(1)	1	(x)
Infants' and children's wear	...	...	...	(1)	1	(x)	(1)	1	(x)	(1)	2	(x)	...	...	...
Men's and boys' wear															
Men's clothing, furnishings	(1)	1	(x)	(1)	1	(x)	(1)	1	(x)	(1)	2	(x)	(1)	1	(x)
Boys' wear	(1)	1	(x)	(1)	1	(x)	(1)	1	(x)	(1)	2	(x)	...	...	...
Home furnishings	...	...	...	...	...	...	(1)	1	(x)	...	...	...	...	...	...
Shoes	(1)	1	(x)	(1)	3	(x)	...	...	...	304	3	23,012	(1)	1	(x)
Other															
Other sales and receipts	4,007	...	...	3,080	...	...	2,280	...	...	6,323	...	...	2,011	...	...
Not analyzing merchandise line sales	...	...	...	...	...	...	...	...	...	...	...	...	...	...	...
Small single unit stores	...	...	...	...	...	...	...	...	...	...	...	...	...	...	...

Table 18E.—MERCHANDISE LINE SALES OF LARGE STORES AND MULTIUNITS—GENERAL MERCHANDISE GROUP, GENERAL STORES—KIND OF BUSINESS, FOR SELECTED STANDARD METROPOLITAN AREAS. 1948—Continued

[See text for explanatory material]

Kind of business and merchandise line	Merchandise line sales (Thousand dollars)	Stores reporting merchandise line: Number	Stores reporting merchandise line: Total sales (Thousand dollars)	Merchandise line sales (Thousand dollars)	Stores reporting merchandise line: Number	Stores reporting merchandise line: Total sales (Thousand dollars)	Merchandise line sales (Thousand dollars)	Stores reporting merchandise line: Number	Stores reporting merchandise line: Total sales (Thousand dollars)	Merchandise line sales (Thousand dollars)	Stores reporting merchandise line: Number	Stores reporting merchandise line: Total sales (Thousand dollars)	Merchandise line sales (Thousand dollars)	Stores reporting merchandise line: Number	Stores reporting merchandise line: Total sales (Thousand dollars)
	TOLEDO, OHIO			TRENTON, N.J.			TULSA, OKLA.			UTICA-ROME, N.Y.			WASHINGTON, D.C.		
DEPARTMENT STORES															
Large stores and multiunits—															
Analyzing merchandise line sales, total	57,552	5	...	20,436	7	...	26,517	4	...	12,747	8	...	171,355	18	...
Main store															
Piece goods and household textiles															
Silks, velvets, synthetics, woolen yard goods	991	5	57,552	435	6	(x)	712	4	26,517	220	7	(x)	3,236	13	154,661
Cotton yard goods	508	4	(x)	113	3	10,523	242	3	(x)	49	5	7,660	1,359	14	118,139
Linens and towels	856	5	57,552	125	5	(x)	427	4	26,517	143	6	(x)	2,178	15	168,266
Domestics, blankets, comforters, spreads	1,053	5	57,552	350	7	20,436	680	4	26,517	613	8	12,747	3,667	17	(x)
Small wares:															
Laces, ribbons, notions, needlework	1,036	5	57,552	313	6	(x)	514	4	26,517	240	7	(x)	2,505	13	154,812
Toiletries, drugs, drug sundries	1,304	5	57,552	275	6	(x)	650	4	26,517	314	6	(x)	3,238	14	165,225
Silverware, clocks, fine jewelry, watches	295	4	(x)	189	4	16,266	184	4	26,517	104	3	7,719	1,786	12	164,365
Costume jewelry	579	5	57,552	151	5	(x)	253	3	(x)	(1)	3	(x)	1,545	13	164,865
Books, magazines, stationery	913	5	57,552	207	4	16,266	414	3	(x)	43	3	7,719	2,459	11	163,336
Women's and misses' ready-to-wear accessories															
Neckwear, scarfs, handkerchiefs	632	4	(x)	162	6	(x)	615	4	26,517	69	6	(x)	1,980	17	(x)
Millinery	806	5	57,552	155	5	(x)	351	4	26,517	170	5	9,881	2,243	15	169,153
Women's, children's gloves	358	5	57,552	133	7	20,436	153	4	26,517	105	8	12,747	1,220	17	(x)
Corsets and brassieres	895	5	57,552	335	7	20,436	341	4	26,517	292	8	12,747	3,165	17	(x)
Women's, children's hosiery	1,162	5	57,552	539	7	20,436	534	4	26,517	433	8	12,747	4,221	18	171,355
Underwear, slips, negligees, robes	1,965	5	57,552	759	7	20,436	828	4	26,517	545	8	12,747	5,602	18	171,355
Infants' wear	1,774	5	57,552	529	7	20,436	418	4	26,517	664	8	12,747	4,626	17	(x)
Handbags, small leather goods	624	5	57,552	196	7	20,436	364	4	26,517	143	8	12,747	1,840	18	171,355
Women's, children's shoes	1,944	5	57,552	767	7	20,436	797	4	26,517	148	5	8,400	5,822	16	(x)
Women's and misses' ready-to-wear apparel															
Women's, misses', juniors' coats and suits	2,661	5	57,552	934	7	20,436	1,305	4	26,517	716	7	(x)	6,843	18	171,355
Women's, misses', juniors' dresses	2,473	5	57,552	771	7	20,436	952	4	26,517	724	7	(x)	9,921	18	171,355
Girls' and teen-age wear	955	5	57,552	313	7	20,436	669	4	26,517	174	7	(x)	3,596	16	(x)
Blouses, skirts, sportswear	1,635	5	57,552	557	7	20,436	610	4	26,517	381	8	12,747	5,842	15	168,190
Aprons, housedresses and uniforms	997	5	57,552	265	6	(x)	367	3	(x)	163	6	(x)	1,708	16	(x)
Furs	442	5	57,552	138	6	(x)	230	4	26,517	(1)	4	(x)	1,658	13	167,330
Men's and boys' wear:															
Men's clothing	1,247	5	57,552	460	5	(x)	702	4	26,517	263	4	7,400	5,539	16	(x)
Men's furnishings, hats	2,622	5	57,552	977	7	20,436	969	4	26,517	768	7	(x)	7,924	18	171,355
Boys' wear	935	5	57,552	516	7	20,436	474	4	26,517	366	7	(x)	3,109	17	(x)
Men's, boys' shoes and slippers	235	4	(x)	121	4	12,594	457	3	(x)	239	4	8,140	884	14	112,192
Home furnishings:															
Furniture, beds, mattresses, springs	2,485	5	57,552	1,075	4	14,344	(1)	2	(x)	681	7	(x)	12,385	14	156,290
Floor coverings	1,641	5	57,552	848	6	(x)	653	3	(x)	414	6	(x)	4,703	14	156,290
Draperies, curtains, upholstery, lamps and shades	1,824	5	57,552	749	6	(x)	822	4	26,517	513	7	(x)	8,521	16	(x)
Major household appliances	2,170	5	57,552	1,257	6	(x)	1,905	4	26,517	400	6	(x)	7,757	15	156,324
China, glassware, housewares (inc. electric)	2,424	6	57,552	1,098	7	20,436	1,118	3	(x)	507	8	12,747	8,474	17	(x)
Radios, phonographs, television, records, etc	970	5	57,552	299	4	15,619	446	3	(x)	155	5	9,127	2,686	14	155,578
Miscellaneous merchandise departments:															
Toys, games, sporting goods, cameras	1,619	5	57,552	663	6	(x)	397	3	(x)	239	8	12,747	4,187	16	(x)
Luggage	480	5	57,552	57	6	(x)	(1)	2	(x)	67	6	(x)	681	15	166,385
Candy, groceries, other foods	2,806	5	57,552	118	4	14,391	94	3	(x)	(1)	1	(x)	1,377	8	142,071
Restaurant and fountain	856	5	57,552	...	...	...	(1)	1	(x)	(1)	2	(x)	1,939	7	143,785
Packaged liquors and wines	(1)	1	(x)	...	...	...	...	...	...	...	...	...	...	...	...
Paint and wallpaper	454	3	(x)	(1)	2	(x)	(1)	2	(x)	193	5	4,302	668	5	65,645
Hardware	(1)	1	(x)	(1)	2	(x)	(1)	1	(x)	(1)	2	(x)	1,310	6	68,995
Lighting, electrical supplies	(1)	1	(x)	(1)	2	(x)	(1)	2	(x)	(1)	3	(x)	(1)	3	(x)
Heating, plumbing equipment and supplies	(1)	1	(x)	(1)	2	(x)	(1)	1	(x)	(1)	2	(x)	1,240	4	22,131
Building materials	(1)	1	(x)	(1)	2	(x)	(1)	1	(x)	(1)	2	(x)	330	4	22,131
Farm equipment, implements, machinery	(1)	1	(x)	(1)	2	(x)	(1)	1	(x)	(1)	2	(x)	508	4	22,131
Tires, batteries, and accessories	636	3	(x)	(1)	2	(x)	(1)	1	(x)	(1)	2	(x)	1,258	4	22,131
Gasoline and lubricants	...	...	...	(1)	1	(x)	...	...	...	(1)	2	(x)	(1)	2	(x)
Basement store															
Piece goods and household textiles	(1)	1	(x)	...	...	...	355	3	(x)	...	...	...	827	3	68,203
Women's, misses' ready-to-wear:															
Intimate apparel, other accessories	645	3	(x)	...	...	...	320	3	(x)	...	...	...	1,806	3	68,203
Coats, suits, dresses	(1)	3	(x)	(1)	1	(x)	504	3	(x)	...	...	...	1,767	3	68,203
Blouses, skirts, sportswear	(1)	2	(x)	...	...	...	(1)	2	(x)	...	...	...	549	3	68,203
Infants' and children's wear	(1)	2	(x)	...	...	...	(1)	1	(x)	...	...	...	733	3	68,203
Men's and boys' wear:															
Men's clothing, furnishings	663	3	(x)	...	...	...	(1)	2	(x)	...	...	...	1,901	3	68,203
Boys' wear	(1)	1	(x)	...	...	...	(1)	2	(x)	...	...	...	710	3	68,203
Home furnishings	387	3	(x)	...	...	...	(1)	1	(x)	...	...	...	(1)	2	(x)
Shoes	496	3	(x)	(1)	1	(x)	(1)	1	(x)	(1)	1	(x)	738	3	68,203
Other															
Other sales and receipts	5,299	...	...	3,087	...	...	4,677	...	...	1,439	...	...	7,584	...	...
Not analyzing merchandise line sales	...	...	...	...	...	...	...	...	...	...	...	...	...	...	...
Small single unit stores	...	...	...	...	...	...	...	...	...	...	...	...	...	...	...

See footnotes at end of table.

Table 18E.—MERCHANDISE LINE SALES OF LARGE STORES AND MULTIUNITS—GENERAL MERCHANDISE GROUP, GENERAL STORES—KIND OF BUSINESS, FOR SELECTED STANDARD METROPOLITAN AREAS: 1948—Continued

[See text for explanatory material]

Kind of business and merchandise line	Merchandise line sales (Thousand dollars)	Stores reporting merchandise line: Number	Stores reporting merchandise line: Total sales (Thousand dollars)	Merchandise line sales (Thousand dollars)	Stores reporting merchandise line: Number	Stores reporting merchandise line: Total sales (Thousand dollars)	Merchandise line sales (Thousand dollars)	Stores reporting merchandise line: Number	Stores reporting merchandise line: Total sales (Thousand dollars)	Merchandise line sales (Thousand dollars)	Stores reporting merchandise line: Number	Stores reporting merchandise line: Total sales (Thousand dollars)	Merchandise line sales (Thousand dollars)	Stores reporting merchandise line: Number	Stores reporting merchandise line: Total sales (Thousand dollars)
	WHEELING, W. VA.-STEUBENVILLE, OHIO			WICHITA, KANS.			WILKES-BARRE-HAZLETON, PA.			WORCESTER, MASS.			YORK, PA.		
DEPARTMENT STORES															
Large stores and multiunits analyzing merchandise line sales, total	15,783	7	...	23,365	5	...	29,900	9	...	20,616	5	...	12,549	9	...
Main store															
Piece goods and household textiles															
Silks, velvets, synthetics, woolen yard goods	285	6	(x)	688	5	23,305	347	8	(x)	375	5	20,616	220	8	(x)
Cotton yard goods	1[illegible]	7	(x)	298	5	23,305	432	7	(x)	(1)	2	(x)	138	8	(x)
Linens and towels	149	6	(x)	280	5	23,305	612	9	29,900	(1)	3	(x)	167	9	12,549
Domestics, blankets, comforters, spreads	4[illegible]	6	(x)	564	5	23,305	685	7	(x)	778	5	20,616	368	9	12,549
Small wares															
Laces, ribbons, notions, needlework	145	5	(x)	353	5	23,305	586	9	29,900	473	5	20,616	268	8	(x)
Toiletries, drugs, drug sundries	222	5	(x)	203	3	(x)	435	7	(x)	395	4	(x)	228	6	8,835
Silverware, clocks, fine jewelry, watches	(1)	1	(x)	25	3	(x)	71	3	18,848	(1)	2	(x)	51	4	6,010
Costume jewelry	135	4	10,594	131	4	(x)	277	7	(x)	283	4	(x)	100	5	8,496
Books, magazines, stationery	132	4	10,594	394	3	(x)	222	6	23,739	(1)	3	(x)	(1)	3	(x)
Women's and misses' ready-to-wear accessories															
Neckwear, scarfs, handkerchiefs	171	7	(x)	245	5	23,305	498	9	29,900	228	4	(x)	102	7	(x)
Millinery	202	6	(x)	339	4	(x)	557	8	(x)	331	3	(x)	246	7	(x)
Women's, children's gloves	71	6	(x)	121	5	23,305	203	8	(x)	144	4	(x)	104	9	12,549
Corsets and brassieres	261	7	15,633	321	5	23,305	519	8	(x)	443	5	20,616	280	9	12,549
Women's, children's hosiery	208	6	(x)	456	5	23,305	988	9	29,900	669	5	20,616	364	9	12,549
Underwear, slips, negligees, robes	495	6	(x)	722	5	23,305	1,249	8	(x)	1,146	5	20,616	605	9	12,549
Infants' wear	393	7	15,633	543	5	23,305	852	9	29,900	747	5	20,616	439	9	12,549
Handbags, small leather goods	151	6	(x)	200	5	23,305	396	8	(x)	210	4	(x)	161	9	12,549
Women's, children's shoes	693	7	15,633	703	5	23,305	1,040	7	(x)	1,218	5	20,616	510	8	(x)
Women's and misses' ready-to-wear apparel															
Women's, misses', juniors' coats and suits	9[illegible]	6	(x)	660	5	23,305	1,915	9	29,900	1,246	4	(x)	698	8	(x)
Women's, misses', juniors' dresses	733	6	(x)	853	5	23,305	1,496	8	(x)	1,002	4	(x)	718	8	(x)
Girls' and teen-age wear	27[illegible]	6	(x)	289	5	23,305	476	6	23,577	303	4	(x)	313	8	(x)
Blouses, skirts, sportswear	316	6	(x)	480	5	23,305	840	8	(x)	752	4	(x)	402	8	(x)
Aprons, housedresses and uniforms	257	6	(x)	285	5	23,305	357	8	(x)	359	3	(x)	291	8	(x)
Furs	99	5	(x)	43	4	(x)	194	7	(x)	217	3	(x)	100	5	7,418
Men's and boys' wear															
Men's clothing	418	6	(x)	420	3	(x)	862	5	18,831	634	4	(x)	191	6	7,646
Men's furnishings, hats	1,000	7	15,633	701	5	23,305	1,226	7	(x)	749	4	(x)	586	9	12,549
Boys' wear	354	7	15,633	410	5	23,305	547	6	24,498	380	5	20,616	195	8	(x)
Men's, boys' shoes and slippers	104	4	5,814	166	3	(x)	99	4	17,110	138	4	(x)	136	8	(x)
Home furnishings															
Furniture, beds, mattresses, springs	571	6	(x)	1,105	4	(x)	1,004	8	(x)	897	4	(x)	396	6	9,278
Floor coverings	52[illegible]	6	(x)	417	5	23,305	1,208	7	(x)	550	4	(x)	273	7	(x)
Draperies, curtains, upholstery, lamps and shades	519	7	(x)	1,405	5	23,305	1,472	8	(x)	694	5	20,616	406	9	12,549
Major household appliances	68[illegible]	4	11,817	1,407	4	(x)	1,444	7	(x)	824	5	20,616	378	5	8,424
China, glassware, housewares (inc. electric)	4[illegible]	5	(x)	90[illegible]	5	23,305	989	7	(x)	1,339	5	20,616	370	7	(x)
Radios, phonographs, television, records, etc.	235	5	(x)	4[illegible]	4	18,632	278	6	24,241	221	4	(x)	82	4	6,032
Miscellaneous merchandise departments															
Toys, games, sporting goods, cameras	2[illegible]	5	(x)	42[illegible]	4	(x)	415	5	22,610	250	3	(x)	223	8	(x)
Luggage	6[illegible]	5	(x)	101	5	23,305	96	7	(x)	217	4	(x)	55	8	(x)
Candy, groceries, other foods	(1)	4	(x)	(1)	1	(x)	124	5	1,689	(1)	3	(x)	47	3	5,819
Restaurant and fountain	(1)	1	(x)	(1)	2	(x)	(1)	2	(x)	(1)	1	(x)	(1)	3	(x)
Packaged liquors and wines	...	...	...	...	...	...	...	...	...	...	...	...	(1)	1	(x)
Paint and wallpaper	131	4	11,817	(1)	2	(x)	410	4	21,446	(1)	2	(x)	89	3	5,747
Hardware	(1)	2	(x)	(1)	2	(x)	218	4	17,110	(1)	2	(x)	162	3	5,747
Lighting, electrical supplies	(1)	2	(x)	(1)	2	(x)	(1)	2	(x)	(1)	1	(x)	(1)	2	(x)
Heating, plumbing equipment and supplies	(1)	2	(x)	(1)	2	(x)	(1)	1	(x)	(1)	1	(x)	(1)	2	(x)
Building materials	(1)	2	(x)	(1)	2	(x)	(1)	1	(x)	(1)	1	(x)	(1)	2	(x)
Farm equipment, implements, machinery	(1)	1	(x)	(1)	2	(x)	...	...	...	...	...	...	(1)	2	(x)
Tires, batteries, and accessories	(1)	2	(x)	(1)	2	(x)	(1)	2	(x)	(1)	2	(x)	(1)	2	(x)
Gasoline and lubricants	(1)	1	(x)	(1)	1	(x)	...	...	...	...	...	...	(1)	1	(x)
Basement store															
Piece goods and household textiles	...	...	...	(1)	1	(x)	(1)	2	(x)	...	...	...	(1)	1	(x)
Women's, misses' ready-to-wear															
Intimate apparel, other accessories	(1)	1	(x)	3[illegible]	3	(x)	700	4	17,989	...	...	...	(1)	1	(x)
Coats, suits, dresses	(1)	1	(x)	1,155	3	(x)	620	3	16,264	...	...	...	(1)	1	(x)
Blouses, skirts, sportswear	(1)	1	(x)	(1)	2	(x)	(1)	2	(x)	...	...	...	(1)	1	(x)
Infants' and children's wear	(1)	1	(x)	(1)	2	(x)	(1)	2	(x)	...	...	...	(1)	1	(x)
Men's and boys' wear															
Men's clothing, furnishings	(1)	1	(x)	(1)	1	(x)	3[illegible]	4	17,989	...	...	...	(1)	1	(x)
Boys' wear	(1)	1	(x)	...	...	...	(1)	2	(x)	...	...	...	(1)	1	(x)
Home furnishings	(1)	1	(x)	(1)	1	(x)	(1)	1	(x)	...	...	...	(1)	1	(x)
Shoes	(1)	1	(x)	(1)	1	(x)	342	4	17,434	...	...	...	(1)	1	(x)
Other															
Other sales and receipts	2[illegible]	...	...	4,[illegible]	...	...	2,216	...	...	2,404	...	...	2,087	...	...
Not analyzing merchandise line sales	...	...	...	...	...	...	...	...	...	...	...	...	...	...	...
Small single unit stores	...	...	...	...	...	...	...	...	...	...	...	...	...	...	...

Table 18E.—MERCHANDISE LINE SALES OF LARGE STORES AND MULTIUNITS—GENERAL MERCHANDISE GROUP, GENERAL STORES—KIND OF BUSINESS, FOR SELECTED STANDARD METROPOLITAN AREAS: 1948—Continued

[See text for explanatory material]

Kind of business and merchandise line	Merchandise line sales (Thousand dollars)	Stores reporting merchandise line: Number	Stores reporting merchandise line: Total sales (Thousand dollars)	Merchandise line sales (Thousand dollars)	Stores reporting merchandise line: Number	Stores reporting merchandise line: Total sales (Thousand dollars)	Merchandise line sales (Thousand dollars)	Stores reporting merchandise line: Number	Stores reporting merchandise line: Total sales (Thousand dollars)	Merchandise line sales (Thousand dollars)	Stores reporting merchandise line: Number	Stores reporting merchandise line: Total sales (Thousand dollars)	Merchandise line sales (Thousand dollars)	Stores reporting merchandise line: Number	Stores reporting merchandise line: Total sales (Thousand dollars)
	YOUNGSTOWN, OHIO														
DEPARTMENT STORES															
Large stores and multiunits—															
Analyzing merchandise line sales, total	41,153	8	...												
Main store															
Piece goods and household textiles															
Silks, velvets, synthetics, woolen yard goods	661	8	41,153												
Cotton yard goods	220	7	(x)												
Linens and towels	547	8	41,153												
Domestics, blankets, comforters, spreads	824	8	41,153												
Small wares:															
Laces, ribbons, notions, needlework	771	7	(x)												
Toiletries, drugs, drug sundries	732	6	(x)												
Silverware, clocks, fine jewelry, watches	270	4	31,916												
Costume jewelry	391	6	(x)												
Books, magazines, stationery	689	5	36,365												
Women's and misses' ready-to-wear accessories:															
Neckwear, scarfs, handkerchiefs	381	8	41,153												
Millinery	521	7	(x)												
Women's, children's gloves	200	8	41,153												
Corsets and brassieres	643	8	41,153												
Women's, children's hosiery	862	8	41,153												
Underwear, slips, negligees, robes	1,181	8	41,153												
Infants' wear	1,012	7	(x)												
Handbags, small leather goods	418	8	41,153												
Women's, children's shoes	1,031	8	41,153												
Women's and misses' ready-to-wear apparel															
Women's, misses', juniors' coats and suits	1,471	8	41,153												
Women's, misses', juniors' dresses	1,962	8	41,153												
Girls' and teen-age wear	476	6	(x)												
Blouses, skirts, sportswear	1,037	8	41,153												
Aprons, housedresses and uniforms	597	8	41,153												
Furs	324	5	36,228												
Men's and boys' wear:															
Men's clothing	1,109	8	41,153												
Men's furnishings, hats	1,817	6	(x)												
Boys' wear	549	6	(x)												
Men's, boys' shoes and slippers	264	6	(x)												
Home furnishings:															
Furniture, beds, mattresses, springs	1,537	8	41,153												
Floor coverings	1,281	8	41,153												
Draperies, curtains, upholstery, lamps and shades	1,397	8	41,153												
Major household appliances	2,025	7	(x)												
China, glassware, housewares (inc. electric)	1,779	8	41,153												
Radios, phonographs, television, records, etc	736	7	(x)												
Miscellaneous merchandise departments															
Toys, games, sporting goods, cameras	989	8	41,153												
Luggage	218	7	(x)												
Candy, groceries, other foods	(1)	3	(x)												
Restaurant and fountain	(1)	2	(x)												
Packaged liquors and wines	...	...	...												
Paint and wallpaper	401	5	35,202												
Hardware	193	3	6,889												
Lighting, electrical supplies	(1)	2	(x)												
Heating, plumbing equipment and supplies	(1)	2	(x)												
Building materials	(1)	2	(x)												
Farm equipment, implements, machinery	(1)	2	(x)												
Tires, batteries, and accessories	(1)	2	(x)												
Gasoline and lubricants	(1)	1	(x)												
Basement store															
Piece goods and household textiles	(1)	2	(x)												
Women's, misses' ready-to-wear															
Intimate apparel, other accessories	1,606	4	32,950												
Coats, suits, dresses	1,380	4	32,950												
Blouses, skirts, sportswear	413	4	32,950												
Infants' and children's wear	636	4	32,950												
Men's and boys' wear:															
Men's clothing, furnishings	700	3	32,199												
Boys' wear	(1)	2	(x)												
Home furnishings	701	3	32,199												
Shoes	(1)	2	(x)												
Other															
Other sales and receipts	4,201	...	...												
Not analyzing merchandise line sales	...	...	...												
Small single unit stores	...	...	...												

See footnotes at end of table.

Table 18E.—MERCHANDISE LINE SALES OF LARGE STORES AND MULTIUNITS—GENERAL MERCHANDISE GROUP, GENERAL STORES—KIND OF BUSINESS, FOR SELECTED STANDARD METROPOLITAN AREAS: 1948—Continued

[See text for explanatory material]

Column headings for each area: Merchandise line sales (Thousand dollars); Stores reporting merchandise line: Number; Total sales (Thousand dollars)

DRY GOODS, GENERAL MERCHANDISE STORES

Kind of business and merchandise line	ALBANY-SCHENECTADY-TROY, N.Y.: Merchandise line sales	Number	Total sales	ATLANTA, GA.: Merchandise line sales	Number	Total sales	BALTIMORE, MD.: Merchandise line sales	Number	Total sales	BIRMINGHAM, ALA.: Merchandise line sales	Number	Total sales	BOSTON, MASS.: Merchandise line sales	Number	Total sales
Large stores and multiunits															
Analyzing merchandise line sales, total	1,[illegible]	19	...	[illegible],585	23	...	6,787	32	...	5,143	17	...	17,782	83	...
Men's, boys' clothing, furnishings	3[illegible]	14	2,56[illegible]	1,027	15	4,803	977	[illegible]	5,349	1,298	16	4,656	1,331	18	4,945
Women's, girls', infants' apparel, accessories	[illegible]	14	[illegible],565	1,586	16	4,899	2,061	31	6,682	826	16	4,656	2,887	25	13,458
Shoes and rubber footwear	16[illegible]	11	1,4[illegible]	744	16	5,437	166	7	1,405	496	8	3,370	334	8	2,529
Dry goods, bedding, needlework, notions, etc	1,241	18	3,38[illegible]	1,545	22	6,211	961	24	4,362	841	14	4,266	8,226	81	17,357
Furniture, house furnishings, appliances	[illegible]	[illegible]	1,552	822	6	7,460	2,234	21	5,838	903	7	3,553	4,065	18	12,598
Building materials, elect. supplies, hardware	(1)	4	(x)	5[illegible]	5	2,373	(1)	3	(x)	(1)	3	(x)	(1)	1	(x)
Farm, garden implements and supplies	[illegible]	1	(x)	(1)	3	(x)	(1)	1	(x)	(1)	1	(x)	(1)	1	(x)
Drugs, medicines, toiletries, cosmetics	(1)	4	(x)	59	6	2,516	28	5	833	43	7	1,251	78	8	3,957
Cigars, cigarettes, tobacco	(1)	1	(x)	(1)	4	(x)	(1)	2	(x)	(1)	2	(x)	...	...	...
Groceries, confectionery, beverages	(1)	[illegible]	(x)	699	5	2,373	(1)	3	(x)	(1)	4	(x)	(1)	1	(x)
Gasoline, lubricants, fuel oil	...	...	...	(1)	1	(x)	(1)	1	(x)	(1)	2	(x)	...	...	...
Other sales	477	...	...	5[illegible]	...	...	360	...	...	736	...	...	861	...	...
Not analyzing merchandise line sales	127	1	...	305	4	...	729	3	...	218	2	...	1,503	9	...
Small single unit stores	1,417	52	...	1,036	27	...	2,797	104	...	2,074	50	...	7,496	338	...

Kind of business and merchandise line	BUFFALO, N.Y.: Merchandise line sales	Number	Total sales	CHARLESTON, W.VA.: Merchandise line sales	Number	Total sales	CHICAGO, ILL.: Merchandise line sales	Number	Total sales	CINCINNATI, OHIO: Merchandise line sales	Number	Total sales	CLEVELAND, OHIO: Merchandise line sales	Number	Total sales
Large stores and multiunits															
Analyzing merchandise line sales, total	4,442	19	...	3,[illegible]	15	...	67,395	168	...	4,180	32	...	5,149	33	...
Men's, boys' clothing, furnishings	712	14	4,128	789	14	3,454	11,417	114	53,682	757	28	3,478	1,037	26	3,998
Women's, girls', infants' apparel, accessories	1,446	13	[illegible]	471	13	3,408	24,646	120	58,613	1,126	27	3,070	1,531	28	4,268
Shoes and rubber footwear	232	8	2,[illegible]	401	14	3,453	4,452	68	42,210	132	11	1,743	79	5	1,138
Dry goods, bedding, needlework, notions, etc	1,100	15	4,090	835	15	3,680	16,830	158	65,222	1,227	26	4,095	1,978	33	5,149
Furniture, house furnishings, appliances	2[illegible]	[illegible]	2,844	223	9	3,042	5,486	57	42,893	145	14	2,364	144	8	1,756
Building materials, elect. supplies, hardware	(1)	2	(x)	(1)	3	(x)	155	17	3,037	95	6	1,329	(1)	4	(x)
Farm, garden implements and supplies	...	...	...	(1)	2	(x)	(1)	3	(x)	(1)	3	(x)	...	...	...
Drugs, medicines, toiletries, cosmetics	(1)	3	(x)	7	5	2,187	790	33	26,770	77	8	2,289	...	...	...
Cigars, cigarettes, tobacco	(1)	3	(x)	(1)	3	(x)	(1)	4	(x)	(1)	3	(x)	...	...	...
Groceries, confectionery, beverages	(1)	4	(x)	(1)	4	(x)	478	12	7,597	100	5	1,917	...	...	...
Gasoline, lubricants, fuel oil	...	...	...	(1)	3	(x)	(1)	1	(x)	(1)	1	(x)	...	...	...
Other sales	5[illegible]	...	...	454	...	...	3,141	...	...	491	...	...	380	...	...
Not analyzing merchandise line sales	5[illegible]	4	...	866	8	...	3,294	22	...	23	1	...	24	1	...
Small single unit stores	2,203	4[illegible]	...	2,723	[illegible]	...	12,382	414	...	1,647	62	...	3,145	119	...

Kind of business and merchandise line	DALLAS, TEX.: Merchandise line sales	Number	Total sales	DENVER, COLO.: Merchandise line sales	Number	Total sales	DETROIT, MICH.: Merchandise line sales	Number	Total sales	DULUTH, MINN.-SUPERIOR, WIS.: Merchandise line sales	Number	Total sales	FORT WORTH, TEX.: Merchandise line sales	Number	Total sales
Large stores and multiunits															
Analyzing merchandise line sales, total	[illegible],647	28	...	10,025	19	...	6,921	42	...	5,422	23	...	1,628	17	...
Men's, boys' clothing, furnishings	1,747	25	[illegible],454	2,[illegible]73	17	9,431	1,007	32	5,577	808	18	3,784	258	12	837
Women's, girls', infants' apparel, accessories	1,624	19	5,139	3,147	17	9,431	1,3[illegible]8	30	5,768	1,733	20	5,184	210	8	1,019
Shoes and rubber footwear	[illegible]18	23	[illegible],313	1,024	14	8,854	465	20	3,826	327	16	4,171	112	10	804
Dry goods, bedding, needlework, notions, etc	1,[illegible]	27	[illegible],923	1,78[illegible]	18	9,5[illegible]4	1,795	38	4,597	828	22	5,257	502	16	1,457
Furniture, house furnishings, appliances	257	14	2,87[illegible]	[illegible]34	11	8,799	106	9	1,090	436	18	4,472	357	7	909
Building materials, elect. supplies, hardware	[illegible]	12	[illegible]52	(1)	2	(x)	739	13	3,083	53	8	743	75	5	161
Farm, garden implements and supplies	[illegible]	[illegible]	22[illegible]	(1)	1	(x)	(1)	1	(x)	229	9	1,117	2	5	161
Drugs, medicines, toiletries, cosmetics	18	11	2,841	[illegible]	8	[illegible]	391	10	3,007	58	15	4,384	1	6	337
Cigars, cigarettes, tobacco	(1)	1	(x)	...	...	...	(1)	3	(x)	57	8	1,109	...	...	...
Groceries, confectionery, beverages	(1)	[illegible]	(x)	(1)	[illegible]	(x)	(1)	3	(x)	376	10	1,282	...	...	...
Gasoline, lubricants, fuel oil	...	...	...	...	...	...	...	...	...	87	8	689	...	...	...
Other sales	[illegible]	...	...	555	...	...	950	...	...	430	...	...	111	...	...
Not analyzing merchandise line sales	34	5	...	...	...	...	467	3	...	...	...	...	...	...	...
Small single unit stores	1,434	44	...	930	41	...	4,943	172	...	458	12	...	536	22	...

Kind of business and merchandise line	FRESNO, CALIF.: Merchandise line sales	Number	Total sales	HARTFORD, CONN.: Merchandise line sales	Number	Total sales	HOUSTON, TEX.: Merchandise line sales	Number	Total sales	INDIANAPOLIS, IND.: Merchandise line sales	Number	Total sales	JOHNSTOWN, PA.: Merchandise line sales	Number	Total sales
Large stores and multiunits															
Analyzing merchandise line sales, total	2,645	18	...	10,929	19	...	14,627	45	...	1,921	16	...	4,486	21	...
Men's, boys' clothing, furnishings	884	15	2,415	714	9	10,458	3,610	36	12,729	224	13	1,006	863	17	3,836
Women's, girls', infants' apparel, accessories	638	11	2,193	4,203	10	10,246	4,202	37	12,78[illegible]	225	11	783	1,019	18	4,128
Shoes and rubber footwear	281	12	1,466	422	5	8,972	1,514	34	12,503	82	10	629	194	16	3,822
Dry goods, bedding, needlework, notions, etc	624	16	2,462	2,066	17	10,714	4,030	43	14,400	714	15	1,909	499	15	3,437
Furniture, house furnishings, appliances	70	8	1,[illegible]	225	7	9,051	814	10	6,866	433	10	1,471	530	18	4,147
Building materials, elect. supplies, hardware	(1)	3	(x)	(1)	3	(x)	(1)	1	(x)	108	7	631	83	8	1,043
Farm, garden implements and supplies	(1)	2	(x)	...	...	...	...	...	...	...	...	...	19	5	727
Drugs, medicines, toiletries, cosmetics	5	[illegible]	1,[illegible]	383	5	9,636	(1)	4	(x)	19	9	506	60	15	3,808
Cigars, cigarettes, tobacco	...	...	...	(1)	1	(x)	...	...	...	...	...	...	99	11	1,776
Groceries, confectionery, beverages	(1)	1	(x)	(1)	2	(x)	(1)	2	(x)	...	...	...	541	13	1,924
Gasoline, lubricants, fuel oil	...	...	...	(1)	1	(x)	...	...	...	(1)	1	(x)	35	6	861
Other sales	143	...	...	2,916	...	...	457	...	...	116	...	...	544	...	...
Not analyzing merchandise line sales	23[illegible]	1	...	...	...	...	741	10	...	129	1	...	...	...	...
Small single unit stores	[illegible]	[illegible]	...	[illegible]	30	...	1,450	49	...	2,4[illegible]	73	...	855	25	...

Kind of business and merchandise line	KANSAS CITY, MO.: Merchandise line sales	Number	Total sales	KNOXVILLE, TENN.: Merchandise line sales	Number	Total sales	LOS ANGELES, CALIF.: Merchandise line sales	Number	Total sales	LOUISVILLE, KY.: Merchandise line sales	Number	Total sales	MEMPHIS, TENN.: Merchandise line sales	Number	Total sales
Large stores and multiunits															
Analyzing merchandise line sales, total	[illegible]	[illegible]	...	[illegible],968	2[illegible]	...	[illegible],385	224	...	[illegible],989	18	...	5,033	18	...
Men's, boys' clothing, furnishings	[illegible],147	[illegible]	41,[illegible]	1,1[illegible]	21	4,111	12,587	149	[illegible],12[illegible]	685	13	2,160	1,095	15	4,782
Women's, girls', infants' apparel, accessories	[illegible]	[illegible]	36,841	1,15[illegible]	21	3,24[illegible]	23,592	114	55,213	594	10	1,685	1,661	14	4,621
Shoes and rubber footwear	[illegible]	[illegible]	36,[illegible]	[illegible]61	18	3,979	3,625	105	45,925	278	11	1,893	431	14	4,639
Dry goods, bedding, needlework, notions, etc	[illegible]	[illegible]	48,[illegible]	1,[illegible]	24	4,00[illegible]	17,[illegible]	189	50,435	1,[illegible]	15	3,514	1,087	18	5,033
Furniture, house furnishings, appliances	[illegible]	[illegible]	[illegible]	[illegible]14	13	4,065	[illegible]	8[illegible]	39,[illegible]	(1)	[illegible]	(x)	...	...	...
Building materials, elect. supplies, hardware	[illegible]1	[illegible]	[illegible]	[illegible]2	5	[illegible]96	1,430	53	7,[illegible]	(1)	[illegible]	(x)	(1)	1	(x)
Farm, garden implements and supplies	[illegible]	[illegible]	(x)	(1)	1	(x)	124	13	1,616	...	...	...	...	...	...
Drugs, medicines, toiletries, cosmetics	[illegible]	[illegible]	[illegible]	[illegible]	4	(x)	805	50	42,217	(1)	2	(x)	(1)	1	(x)
Cigars, cigarettes, tobacco	[illegible]	1	(x)	(1)	1	(x)	(1)	2	(x)	...	...	...	(1)	2	(x)
Groceries, confectionery, beverages	[illegible]	[illegible]	[illegible]	[illegible]	1	(x)	424	14	24,889	...	...	...	(1)	1	(x)
Gasoline, lubricants, fuel oil	...	...	...	...	...	...	(1)	3	(x)	...	...	...	(1)	1	(x)
Other sales	[illegible]	...	...	3[illegible]	...	...	[illegible],884	...	...	[illegible]43	...	...	759	...	...
Not analyzing merchandise line sales	[illegible]	[illegible]	...	...	...	...	1,783	26	...	133	1	...	285	2	...
Small single unit stores	[illegible]	[illegible]	...	[illegible]	1[illegible]	...	[illegible],726	4[illegible]	...	2,241	75	...	2,295	71	...

Table 18E.—MERCHANDISE LINE SALES OF LARGE STORES AND MULTIUNITS—GENERAL MERCHANDISE GROUP, GENERAL STORES—KIND OF BUSINESS, FOR SELECTED STANDARD METROPOLITAN AREAS: 1948—Continued

[See text for explanatory material]

Kind of business and merchandise line	Merchandise line sales (Thousand dollars)	Stores reporting merchandise line: Number	Stores reporting merchandise line: Total sales (Thousand dollars)
DRY GOODS, GENERAL MERCHANDISE STORES	MIAMI, FLA.		
Large stores and multiunits—			
Analyzing merchandise line sales, total	4,977	29	...
Men's, boys' clothing, furnishings	574	7	2,109
Women's, girls', infants' apparel, accessories	294	6	1,443
Shoes and rubber footwear	327	5	1,653
Dry goods, bedding, needlework, notions, etc	3,034	26	4,264
Furniture, house furnishings, appliances	362	5	1,561
Building materials, elect. supplies, hardware	(1)	3	(x)
Farm, garden implements and supplies	(1)	1	(x)
Drugs, medicines, toiletries, cosmetics	(1)	2	(x)
Cigars, cigarettes, tobacco	...	...	...
Groceries, confectionery, beverages	(1)	1	(x)
Gasoline, lubricants, fuel oil	...	...	...
Other sales	386	...	...
Not analyzing merchandise line sales	530	3	...
Small single unit stores	1,833	59	...
	MINNEAPOLIS-ST. PAUL, MINN.		
Large stores and multiunits—			
Analyzing merchandise line sales, total	11,088	29	...
Men's, boys' clothing, furnishings	2,470	24	9,648
Women's, girls', infants' apparel, accessories	2,691	23	9,501
Shoes and rubber footwear	648	18	8,563
Dry goods, bedding, needlework, notions, etc	2,482	28	10,793
Furniture, house furnishings, appliances	879	17	8,517
Building materials, elect. supplies, hardware	283	7	3,936
Farm, garden implements and supplies	(1)	2	(x)
Drugs, medicines, toiletries, cosmetics	44	10	7,301
Cigars, cigarettes, tobacco	(1)	1	(x)
Groceries, confectionery, beverages	(1)	3	(x)
Gasoline, lubricants, fuel oil	(1)	2	(x)
Other sales	1,591	...	...
Not analyzing merchandise line sales	462	2	...
Small single unit stores	1,219	41	...
	MOBILE, ALA.		
Large stores and multiunits—			
Analyzing merchandise line sales, total	1,876	14	...
Men's, boys' clothing, furnishings	614	11	1,697
Women's, girls', infants' apparel, accessories	346	13	1,703
Shoes and rubber footwear	96	7	1,051
Dry goods, bedding, needlework, notions, etc	643	13	1,703
Furniture, house furnishings, appliances	(1)	3	(x)
Building materials, elect. supplies, hardware	37	5	402
Farm, garden implements and supplies	...	...	...
Drugs, medicines, toiletries, cosmetics	...	...	...
Cigars, cigarettes, tobacco	...	...	...
Groceries, confectionery, beverages	(1)	1	(x)
Gasoline, lubricants, fuel oil	(1)	1	(x)
Other sales	...	...	...
Not analyzing merchandise line sales	141	...	...
Small single unit stores	666	21	...
	NASHVILLE, TENN.		
Large stores and multiunits—			
Analyzing merchandise line sales, total	2,838	11	...
Men's, boys' clothing, furnishings	477	6	1,638
Women's, girls', infants' apparel, accessories	430	6	1,638
Shoes and rubber footwear	207	5	1,513
Dry goods, bedding, needlework, notions, etc	1,277	11	2,838
Furniture, house furnishings, appliances	349	6	2,348
Building materials, elect. supplies, hardware	(1)	1	(x)
Farm, garden implements and supplies	...	...	...
Drugs, medicines, toiletries, cosmetics	(1)	1	(x)
Cigars, cigarettes, tobacco	...	...	...
Groceries, confectionery, beverages	...	...	...
Gasoline, lubricants, fuel oil	...	...	...
Other sales	98	...	...
Not analyzing merchandise line sales	...	...	...
Small single unit stores	1,214	38	...
	NEW ORLEANS, LA.		
Large stores and multiunits—			
Analyzing merchandise line sales, total	6,735	35	...
Men's, boys' clothing, furnishings	1,337	16	4,242
Women's, girls', infants' apparel, accessories	1,308	19	4,649
Shoes and rubber footwear	552	14	4,176
Dry goods, bedding, needlework, notions, etc	2,182	33	3,957
Furniture, house furnishings, appliances	1,166	6	4,329
Building materials, elect. supplies, hardware	(1)	1	(x)
Farm, garden implements and supplies	...	...	...
Drugs, medicines, toiletries, cosmetics	...	...	...
Cigars, cigarettes, tobacco	(1)	2	(x)
Groceries, confectionery, beverages	...	...	...
Gasoline, lubricants, fuel oil	(1)	1	(x)
Other sales	190	...	...
Not analyzing merchandise line sales	541	6	...
Small single unit stores	1,673	90	...
	NEW YORK-NORTHEASTERN NEW JERSEY		
Large stores and multiunits—			
Analyzing merchandise line sales, total	71,448	427	...
Men's, boys' clothing, furnishings	6,524	154	36,470
Women's, girls', infants' apparel, accessories	8,160	167	35,361
Shoes and rubber footwear	1,137	60	18,406
Dry goods, bedding, needlework, notions, etc	35,190	394	65,644
Furniture, house furnishings, appliances	5,930	109	30,801
Building materials, elect. supplies, hardware	1,246	34	18,226
Farm, garden implements and supplies	(1)	4	(x)
Drugs, medicines, toiletries, cosmetics	508	38	14,939
Cigars, cigarettes, tobacco	1,390	6	11,533
Groceries, confectionery, beverages	327	12	12,769
Gasoline, lubricants, fuel oil	(1)	4	(x)
Other sales	11,036	...	...
Not analyzing merchandise line sales	2,528	17	...
Small single unit stores	63,737	3,255	...
	NORFOLK-PORTSMOUTH, VA.		
Large stores and multiunits—			
Analyzing merchandise line sales, total	4,014	13	...
Men's, boys' clothing, furnishings	1,037	11	3,746
Women's, girls', infants' apparel, accessories	1,430	10	3,602
Shoes and rubber footwear	341	9	3,681
Dry goods, bedding, needlework, notions, etc	773	12	3,870
Furniture, house furnishings, appliances	218	8	3,252
Building materials, elect. supplies, hardware	(1)	1	(x)
Farm, garden implements and supplies	...	...	...
Drugs, medicines, toiletries, cosmetics	24	7	3,173
Cigars, cigarettes, tobacco	35	5	289
Groceries, confectionery, beverages	1)	4	(x)
Gasoline, lubricants, fuel oil	(1)	4	(x)
Other sales	156	...	...
Not analyzing merchandise line sales	...	...	...
Small single unit stores	422	17	...
	OKLAHOMA CITY, OKLA.		
Large stores and multiunits—			
Analyzing merchandise line sales, total	7,106	16	...
Men's, boys' clothing, furnishings	2,091	13	6,133
Women's, girls', infants' apparel, accessories	2,116	12	6,447
Shoes and rubber footwear	469	11	5,513
Dry goods, bedding, needlework, notions, etc	1,397	15	7,076
Furniture, house furnishings, appliances	756	11	5,352
Building materials, elect. supplies, hardware	59	6	601
Farm, garden implements and supplies	(1)	2	(x)
Drugs, medicines, toiletries, cosmetics	(1)	1	(x)
Cigars, cigarettes, tobacco	...	...	...
Groceries, confectionery, beverages	(1)	1	(x)
Gasoline, lubricants, fuel oil	(1)	3	(x)
Other sales	218	...	...
Not analyzing merchandise line sales	208	1	...
Small single unit stores	569	16	...
	PEORIA, ILL.		
Large stores and multiunits—			
Analyzing merchandise line sales, total	2,405	12	...
Men's, boys' clothing, furnishings	492	9	1,692
Women's, girls', infants' apparel, accessories	575	10	1,751
Shoes and rubber footwear	137	8	1,444
Dry goods, bedding, needlework, notions, etc	716	12	2,405
Furniture, house furnishings, appliances	292	7	1,477
Building materials, elect. supplies, hardware	(1)	3	(x)
Farm, garden implements and supplies	(1)	2	(x)
Drugs, medicines, toiletries, cosmetics	7	5	893
Cigars, cigarettes, tobacco	(1)	2	(x)
Groceries, confectionery, beverages	1)	3	(x)
Gasoline, lubricants, fuel oil	1)	1	(x)
Other sales	186	...	...
Not analyzing merchandise line sales	...	...	...
Small single unit stores	1,214	38	...
	PHILADELPHIA, PA.		
Large stores and multiunits—			
Analyzing merchandise line sales, total	16,472	78	...
Men's, boys' clothing, furnishings	2,223	38	9,968
Women's, girls', infants' apparel, accessories	3,851	40	10,630
Shoes and rubber footwear	619	26	6,344
Dry goods, bedding, needlework, notions, etc	7,063	68	14,508
Furniture, house furnishings, appliances	1,609	26	7,688
Building materials, elect. supplies, hardware	174	12	2,698
Farm, garden implements and supplies	(1)	4	(x)
Drugs, medicines, toiletries, cosmetics	90	12	5,577
Cigars, cigarettes, tobacco	(1)	3	(x)
Groceries, confectionery, beverages	175	7	1,584
Gasoline, lubricants, fuel oil	(1)	3	(x)
Other sales	668	...	...
Not analyzing merchandise line sales	1,721	19	...
Small single unit stores	11,604	593	...
	PITTSBURGH, PA.		
Large stores and multiunits—			
Analyzing merchandise line sales, total	14,703	62	...
Men's, boys' clothing, furnishings	2,802	46	12,140
Women's, girls', infants' apparel, accessories	3,231	52	13,218
Shoes and rubber footwear	639	42	10,889
Dry goods, bedding, needlework, notions, etc	3,537	60	14,251
Furniture, house furnishings, appliances	731	44	11,802
Building materials, elect. supplies, hardware	388	30	4,716
Farm, garden implements and supplies	37	24	4,498
Drugs, medicines, toiletries, cosmetics	170	39	10,861
Cigars, cigarettes, tobacco	262	26	4,548
Groceries, confectionery, beverages	1,027	29	6,974
Gasoline, lubricants, fuel oil	176	25	4,381
Other sales	1,703	...	...
Not analyzing merchandise line sales	273	1	...
Small single unit stores	3,077	122	...
	PORTLAND, OREG.		
Large stores and multiunits—			
Analyzing merchandise line sales, total	11,723	24	...
Men's, boys' clothing, furnishings	2,976	20	11,127
Women's, girls', infants' apparel, accessories	3,867	19	10,786
Shoes and rubber footwear	1,264	17	10,649
Dry goods, bedding, needlework, notions, etc	1,973	22	11,277
Furniture, house furnishings, appliances	556	16	9,828
Building materials, elect. supplies, hardware	234	5	901
Farm, garden implements and supplies	(1)	2	x)
Drugs, medicines, toiletries, cosmetics	185	14	9,852
Cigars, cigarettes, tobacco	(1)	2	(x)
Groceries, confectionery, beverages	(1)	4	(x)
Gasoline, lubricants, fuel oil	(1)	2	(x)
Other sales	668	...	...
Not analyzing merchandise line sales	100	1	...
Small single unit stores	1,175	39	...
	PROVIDENCE, R. I.		
Large stores and multiunits—			
Analyzing merchandise line sales, total	3,385	20	...
Men's, boys' clothing, furnishings	424	9	2,125
Women's, girls', infants' apparel, accessories	862	8	1,813
Shoes and rubber footwear	122	7	1,676
Dry goods, bedding, needlework, notions, etc	1,670	20	3,385
Furniture, house furnishings, appliances	110	6	1,735
Building materials, elect. supplies, hardware	(1)	4	(x)
Farm, garden implements and supplies	...	...	...
Drugs, medicines, toiletries, cosmetics	(1)	1	(x)
Cigars, cigarettes, tobacco	...	...	...
Groceries, confectionery, beverages	...	...	...
Gasoline, lubricants, fuel oil	(1)	4	(x)
Other sales	192	...	...
Not analyzing merchandise line sales	53	2	...
Small single unit stores	2,542	140	...
	ROCHESTER, N. Y.		
Large stores and multiunits—			
Analyzing merchandise line sales, total	2,119	20	...
Men's, boys' clothing, furnishings	498	16	1,524
Women's, girls', infants' apparel, accessories	279	13	1,028
Shoes and rubber footwear	80	9	947
Dry goods, bedding, needlework, notions, etc	822	16	1,715
Furniture, house furnishings, appliances	62	9	593
Building materials, elect. supplies, hardware	48	7	895
Farm, garden implements and supplies	...	...	...
Drugs, medicines, toiletries, cosmetics	14	5	471
Cigars, cigarettes, tobacco	...	...	...
Groceries, confectionery, beverages	(1)	4	(x)
Gasoline, lubricants, fuel oil	(1)	1	(x)
Other sales	316	...	...
Not analyzing merchandise line sales	122	1	...
Small single unit stores	1,600	67	...
	ST. LOUIS, MO.		
Large stores and multiunits—			
Analyzing merchandise line sales, total	18,841	81	...
Men's, boys' clothing, furnishings	4,216	59	14,287
Women's, girls', infants' apparel, accessories	4,354	60	14,037
Shoes and rubber footwear	898	29	9,118
Dry goods, bedding, needlework, notions, etc	6,427	69	16,398
Furniture, house furnishings, appliances	1,586	34	11,940
Building materials, elect. supplies, hardware	355	12	2,392
Farm, garden implements and supplies	(1)	1	(x)
Drugs, medicines, toiletries, cosmetics	17	11	5,807
Cigars, cigarettes, tobacco	(1)	2	(x)
Groceries, confectionery, beverages	348	7	3,989
Gasoline, lubricants, fuel oil	(1)	1	(x)
Other sales	640	...	...
Not analyzing merchandise line sales	730	7	...
Small single unit stores	5,468	200	...
	SALT LAKE CITY, UTAH		
Large stores and multiunits—			
Analyzing merchandise line sales, total	5,049	13	...
Men's, boys' clothing, furnishings	1,173	10	4,893
Women's, girls', infants' apparel, accessories	1,811	10	4,893
Shoes and rubber footwear	492	9	3,837
Dry goods, bedding, needlework, notions, etc	1,170	12	4,991
Furniture, house furnishings, appliances	213	9	3,843
Building materials, elect. supplies, hardware	(1)	3	(x)
Farm, garden implements and supplies	...	...	...
Drugs, medicines, toiletries, cosmetics	8	5	1,811
Cigars, cigarettes, tobacco	...	...	...
Groceries, confectionery, beverages	...	...	...
Gasoline, lubricants, fuel oil	...	...	...
Other sales	182	...	...
Not analyzing merchandise line sales	110	3	...
Small single unit stores	197	11	...
	SAN BERNARDINO, CALIF.		
Large stores and multiunits—			
Analyzing merchandise line sales, total	3,399	17	...
Men's, boys' clothing, furnishings	930	15	3,230
Women's, girls', infants' apparel, accessories	943	13	3,138
Shoes and rubber footwear	324	14	3,023
Dry goods, bedding, needlework, notions, etc	722	13	3,008
Furniture, house furnishings, appliances	218	12	2,743
Building materials, elect. supplies, hardware	(1)	4	(x)
Farm, garden implements and supplies	(1)	1	(x)
Drugs, medicines, toiletries, cosmetics	4	6	1,759
Cigars, cigarettes, tobacco	...	...	...
Groceries, confectionery, beverages	...	...	...
Gasoline, lubricants, fuel oil	...	...	...
Other sales	258	...	...
Not analyzing merchandise line sales	424	4	...
Small single unit stores	1,017	36	...
	SAN DIEGO, CALIF.		
Large stores and multiunits—			
Analyzing merchandise line sales, total	3,145	15	...
Men's, boys' clothing, furnishings	774	9	2,673
Women's, girls', infants' apparel, accessories	752	8	2,652
Shoes and rubber footwear	283	9	2,673
Dry goods, bedding, needlework, notions, etc	1,037	15	3,145
Furniture, house furnishings, appliances	(1)	4	(x)
Building materials, elect. supplies, hardware	(1)	4	(x)
Farm, garden implements and supplies	...	...	...
Drugs, medicines, toiletries, cosmetics	(1)	3	(x)
Cigars, cigarettes, tobacco	...	...	...
Groceries, confectionery, beverages	...	...	...
Gasoline, lubricants, fuel oil	...	...	...
Other sales	299	...	...
Not analyzing merchandise line sales	1,177	5	...
Small single unit stores	1,122	46	...
	SAN FRANCISCO-OAKLAND, CALIF.		
Large stores and multiunits—			
Analyzing merchandise line sales, total	19,992	81	...
Men's, boys' clothing, furnishings	5,026	53	15,823
Women's, girls', infants' apparel, accessories	5,504	61	17,678
Shoes and rubber footwear	1,013	36	12,617
Dry goods, bedding, needlework, notions, etc	4,516	71	17,814
Furniture, house furnishings, appliances	923	34	12,263
Building materials, elect. supplies, hardware	434	11	1,800
Farm, garden implements and supplies	(1)	1	(x)
Drugs, medicines, toiletries, cosmetics	509	28	12,887
Cigars, cigarettes, tobacco	429	6	2,332
Groceries, confectionery, beverages	63	5	3,800
Gasoline, lubricants, fuel oil	...	...	...
Other sales	1,575	...	...
Not analyzing merchandise line sales	1,166	9	...
Small single unit stores	3,773	128	...
	SAN JOSE, CALIF.		
Large stores and multiunits—			
Analyzing merchandise line sales, total	3,480	14	...
Men's, boys' clothing, furnishings	628	8	1,847
Women's, girls', infants' apparel, accessories	979	10	2,961
Shoes and rubber footwear	276	7	2,149
Dry goods, bedding, needlework, notions, etc	1,112	12	3,134
Furniture, house furnishings, appliances	(1)	4	(x)
Building materials, elect. supplies, hardware	(1)	1	(x)
Farm, garden implements and supplies	...	...	...
Drugs, medicines, toiletries, cosmetics	(1)	3	(x)
Cigars, cigarettes, tobacco	...	...	...
Groceries, confectionery, beverages	...	...	...
Gasoline, lubricants, fuel oil	...	...	...
Other sales	485	...	...
Not analyzing merchandise line sales	134	2	...
Small single unit stores	564	20	...
	SEATTLE, WASH.		
Large stores and multiunits—			
Analyzing merchandise line sales, total	5,969	29	...
Men's, boys' clothing, furnishings	1,699	24	5,212
Women's, girls', infants' apparel, accessories	1,486	19	4,854
Shoes and rubber footwear	738	21	4,800
Dry goods, bedding, needlework, notions, etc	1,513	25	5,594
Furniture, house furnishings, appliances	73	16	3,990
Building materials, elect. supplies, hardware	105	10	903
Farm, garden implements and supplies	6	5	151
Drugs, medicines, toiletries, cosmetics	27	18	4,575
Cigars, cigarettes, tobacco	(1)	1	(x)
Groceries, confectionery, beverages	(1)	4	(x)
Gasoline, lubricants, fuel oil	(1)	3	(x)
Other sales	322	...	...
Not analyzing merchandise line sales	...	...	...
Small single unit stores	1,554	47	...
	SPOKANE, WASH.		
Large stores and multiunits—			
Analyzing merchandise line sales, total	1,271	10	...
Men's, boys' clothing, furnishings	363	9	1,158
Women's, girls', infants' apparel, accessories	(1)	4	(x)
Shoes and rubber footwear	120	5	954
Dry goods, bedding, needlework, notions, etc	418	6	1,138
Furniture, house furnishings, appliances	26	5	1,067
Building materials, elect. supplies, hardware	(1)	4	(x)
Farm, garden implements and supplies	(1)	1	(x)
Drugs, medicines, toiletries, cosmetics	(1)	4	(x)
Cigars, cigarettes, tobacco	...	...	...
Groceries, confectionery, beverages	(1)	1	(x)
Gasoline, lubricants, fuel oil	...	...	...
Other sales	344	...	...
Not analyzing merchandise line sales	237	3	...
Small single unit stores	136	9	...
	SPRINGFIELD-HOLYOKE, MASS.		
Large stores and multiunits—			
Analyzing merchandise line sales, total	2,239	13	...
Men's, boys' clothing, furnishings	207	5	1,612
Women's, girls', infants' apparel, accessories	646	5	1,420
Shoes and rubber footwear	150	5	1,612
Dry goods, bedding, needlework, notions, etc	695	11	1,981
Furniture, house furnishings, appliances	164	7	1,674
Building materials, elect. supplies, hardware	(1)	4	(x)
Farm, garden implements and supplies	(1)	3	(x)
Drugs, medicines, toiletries, cosmetics	(1)	2	(x)
Cigars, cigarettes, tobacco	(1)	1	(x)
Groceries, confectionery, beverages	(1)	1	(x)
Gasoline, lubricants, fuel oil	...	...	...
Other sales	377	...	...
Not analyzing merchandise line sales	113	1	...
Small single unit stores	828	38	...
	TACOMA, WASH.		
Large stores and multiunits—			
Analyzing merchandise line sales, total	4,886	14	...
Men's, boys' clothing, furnishings	1,336	11	4,709
Women's, girls', infants' apparel, accessories	1,666	12	4,751
Shoes and rubber footwear	391	6	3,550
Dry goods, bedding, needlework, notions, etc	799	12	4,360
Furniture, house furnishings, appliances	216	8	4,162
Building materials, elect. supplies, hardware	(1)	4	(x)
Farm, garden implements and supplies	(1)	2	(x)
Drugs, medicines, toiletries, cosmetics	15	6	3,625
Cigars, cigarettes, tobacco	(1)	2	(x)
Groceries, confectionery, beverages	(1)	2	(x)
Gasoline, lubricants, fuel oil	(1)	1	(x)
Other sales	463	...	...
Not analyzing merchandise line sales	101	1	...
Small single unit stores	455	11	...
	TAMPA-ST. PETERSBURG, FLA.		
Large stores and multiunits—			
Analyzing merchandise line sales, total	13,854	25	...
Men's, boys' clothing, furnishings	1,538	16	18,761
Women's, girls', infants' apparel, accessories	1,684	11	17,845
Shoes and rubber footwear	554	11	18,095
Dry goods, bedding, needlework, notions, etc	2,331	23	19,383
Furniture, house furnishings, appliances	698	12	18,122
Building materials, elect. supplies, hardware	(1)	3	(x)
Farm, garden implements and supplies	...	...	...
Drugs, medicines, toiletries, cosmetics	1,433	5	16,944
Cigars, cigarettes, tobacco	(1)	2	(x)
Groceries, confectionery, beverages	(1)	2	(x)
Gasoline, lubricants, fuel oil	(1)	1	(x)
Other sales	11,616	...	...
Not analyzing merchandise line sales	218	4	...
Small single unit stores	622	38	...

See footnotes at end of table.

Table 18E.—MERCHANDISE LINE SALES OF LARGE STORES AND MULTIUNITS—GENERAL MERCHANDISE GROUP, GENERAL STORES—KIND OF BUSINESS, FOR SELECTED STANDARD METROPOLITAN AREAS: 1948—Continued

[See text for explanatory material]

Kind of business and merchandise line	Merchandise line sales (Thousand dollars)	Stores reporting merchandise line: Number	Stores reporting merchandise line: Total sales (Thousand dollars)	Merchandise line sales (Thousand dollars)	Stores reporting merchandise line: Number	Stores reporting merchandise line: Total sales (Thousand dollars)	Merchandise line sales (Thousand dollars)	Stores reporting merchandise line: Number	Stores reporting merchandise line: Total sales (Thousand dollars)	Merchandise line sales (Thousand dollars)	Stores reporting merchandise line: Number	Stores reporting merchandise line: Total sales (Thousand dollars)	Merchandise line sales (Thousand dollars)	Stores reporting merchandise line: Number	Stores reporting merchandise line: Total sales (Thousand dollars)
DRY GOODS, GENERAL MERCHANDISE STORES	WASHINGTON, D. C.			WHEELING, W.VA.-STEUBENVILLE, OHIO			WILKES-BARRE-HAZLETON, PA.			WILMINGTON, DEL.			YOUNGSTOWN, OHIO		
Large stores and multiunits															
Analyzing merchandise line sales, total	[illegible]	26	...	2,749	15	...	2,043	13	...	1,639	10	...	5,469	14	...
Men's, boys' clothing, furnishings	1,[illegible]	15	4,914	521	12	2,251	431	9	1,730	332	5	746	1,202	11	4,780
Women's, girls', infants' apparel, accessories	1,[illegible]	15	4,868	842	12	2,330	607	9	1,648	202	6	762	1,989	13	5,078
Shoes and rubber footwear	407	13	3,382	139	10	1,739	146	8	1,510	(1)	4	(x)	378	10	4,662
Dry goods, bedding, needlework, notions, etc.	1,448	19	4,[illegible]	748	15	2,749	556	10	1,617	984	8	1,486	999	11	4,703
Furniture, house furnishings, appliances	846	10	4,5[illegible]	175	9	1,937	(1)	4	(x)	(1)	4	(x)	174	9	4,129
Building materials, elect. supplies, hardware	35	5	582	69	5	604	(1)	2	(x)	(1)	3	(x)	(1)	4	(x)
Farm, garden implements and supplies	(1)	1	(x)	(1)	2	(x)	...	...	...	(1)	1	(x)	(1)	1	(x)
Drugs, medicines, toiletries, cosmetics	48	6	2,968	4	6	1,359	(1)	3	(x)	(1)	2	(x)	5	6	3,418
Cigars, cigarettes, tobacco	(1)	2	(x)	(1)	2	(x)	...	...	...	...	...	...	...	...	...
Groceries, confectionery, beverages	(1)	3	(x)	(1)	3	(x)	(1)	2	(x)	(1)	1	(x)	(1)	1	(x)
Gasoline, lubricants, fuel oil	(1)	1	(x)	(1)	2	(x)	...	...	...	...	...	...	(1)	1	(x)
Other sales	303	...	...	260	...	...	303	...	...	121	...	...	722	...	...
Not analyzing merchandise line sales	1,620	3	...	...	...	...	78	1	...	...	...	...	167	2	...
Small single unit stores	1,682	58	...	502	27	...	1,105	58	...	677	26	...	389	11	...

[illegible] text at end of table.

Table 18E.—MERCHANDISE LINE SALES OF LARGE STORES AND MULTIUNITS—GENERAL MERCHANDISE GROUP, GENERAL STORES—KIND OF BUSINESS, FOR SELECTED STANDARD METROPOLITAN AREAS: 1948—Continued

[See text for explanatory material]

Kind of business and merchandise line	Merchandise line sales (Thousand dollars)	Stores reporting merchandise line: Number	Stores reporting merchandise line: Total sales (Thousand dollars)	Merchandise line sales (Thousand dollars)	Stores reporting merchandise line: Number	Stores reporting merchandise line: Total sales (Thousand dollars)	Merchandise line sales (Thousand dollars)	Stores reporting merchandise line: Number	Stores reporting merchandise line: Total sales (Thousand dollars)	Merchandise line sales (Thousand dollars)	Stores reporting merchandise line: Number	Stores reporting merchandise line: Total sales (Thousand dollars)	Merchandise line sales (Thousand dollars)	Stores reporting merchandise line: Number	Stores reporting merchandise line: Total sales (Thousand dollars)
VARIETY STORES	AKRON, OHIO			ALBANY-SCHENECTADY-TROY, N.Y.			ALLENTOWN-BETHLEHEM-EASTON, PA.			ATLANTA, GA.			BALTIMORE, MD.		
Large stores and multiunits															
Analyzing merchandise line sales, total	2,137	20	...	11,646	26	...	8,899	21	...	15,051	33	...	19,413	61	...
Clothing and accessories (all kinds)	1,600	20	7,137	3,010	24	11,521	2,047	21	8,899	3,627	31	14,948	4,463	60	19,317
Dry goods and domestics	492	18	7,110	918	24	11,521	680	21	8,899	1,373	31	14,948	1,700	61	19,413
Notions and small wares	661	20	7,137	861	26	11,646	736	21	8,899	1,147	32	15,020	1,783	60	19,207
Hardware, paint, elect. supplies, appliances	517	17	6,812	874	23	11,548	597	21	8,899	1,447	28	14,093	1,557	57	17,770
House furnishings	530	18	7,110	1,047	25	11,626	689	21	8,899	1,081	33	15,051	1,570	56	18,576
Drugs and toiletries	426	18	6,957	646	25	11,626	459	20	8,799	841	32	15,032	1,218	60	19,317
Toys, games, books	520	20	7,137	919	25	11,626	735	21	8,899	1,112	33	15,051	1,852	61	19,413
Stationery	506	18	7,110	881	25	11,626	649	21	8,899	885	31	14,320	1,579	60	18,179
Novelty and costume jewelry	181	14	6,533	196	22	11,361	114	20	8,799	311	29	14,774	343	57	18,621
Fountain and meals	519	11	5,707	879	17	8,992	880	15	7,921	840	10	12,070	1,010	35	15,350
Candy, nuts, confectionery	591	18	7,110	753	23	11,502	669	20	8,799	740	24	13,824	1,196	59	17,974
Other sales	339	...	...	668	...	...	644	...	...	1,627	...	...	1,142	...	...
Not analyzing merchandise line sales	...	...	...	...	...	...	132	1	...	422	6	...	1,234	1	...
Small single unit stores	528	20	...	439	20	...	263	11	...	1,041	36	...	2,573	96	...
	BIRMINGHAM, ALA.			BOSTON, MASS.			BUFFALO, N.Y.			CANTON, OHIO			CHARLESTON, W.VA.		
Large stores and multiunits															
Analyzing merchandise line sales, total	11,048	18	...	36,859	156	...	24,235	68	...	5,694	12	...	6,145	24	...
Clothing and accessories (all kinds)	2,390	18	11,048	8,459	149	36,636	7,585	61	23,963	1,647	12	5,694	1,802	24	6,145
Dry goods and domestics	1,353	18	11,048	3,376	148	36,491	1,983	66	24,159	392	12	5,694	441	24	6,145
Notions and small wares	903	18	11,048	3,341	155	36,649	2,016	68	24,235	470	12	5,694	468	23	5,650
Hardware, paint, elect. supplies, appliances	761	17	10,939	2,509	147	36,566	1,588	61	23,940	472	12	5,694	484	24	6,145
House furnishings	843	18	11,048	2,816	147	36,483	1,707	59	23,899	391	12	5,694	434	24	6,145
Drugs and toiletries	690	18	11,048	2,794	139	34,577	1,238	60	23,763	292	12	5,694	384	24	6,145
Toys, games, books	829	18	11,048	3,225	154	36,804	1,698	68	24,235	497	12	5,694	614	24	6,145
Stationery	706	18	11,048	2,970	149	36,547	1,636	62	24,010	436	12	5,694	419	24	6,145
Novelty and costume jewelry	213	16	10,[illegible]	444	104	29,576	448	51	22,590	97	12	5,694	94	19	5,900
Fountain and meals	414	5	7,[illegible]	2,592	63	23,517	1,486	27	16,869	288	4	4,554	305	6	3,234
Candy, nuts, confectionery	668	18	11,048	2,428	145	36,208	1,478	60	23,884	383	12	5,694	427	24	6,145
Other sales	1,336	...	...	1,903	...	...	1,302	...	...	329	...	...	268	...	...
Not analyzing merchandise line sales	247	7	...	218	4	...	...	...	...	67	1	...	...	...	...
Small single unit stores	704	22	...	1,786	168	...	1,510	69	...	354	9	...	204	8	...

[illegible] text at end of table.

Table 18E.—MERCHANDISE LINE SALES OF LARGE STORES AND MULTIUNITS—GENERAL MERCHANDISE GROUP, GENERAL STORES—KIND OF BUSINESS, FOR SELECTED STANDARD METROPOLITAN AREAS: 1948—Continued

[See text for explanatory material]

Kind of business and merchandise line	Merchandise line sales (Thousand dollars)	Stores reporting merchandise line: Number	Stores reporting merchandise line: Total sales (Thousand dollars)
VARIETY STORES	CHATTANOOGA, TENN.		
Large stores and multiunits—			
Analyzing merchandise line sales, total	5,014	22	...
Clothing and accessories (all kinds)	1,057	12	4,523
Dry goods and domestics	537	12	4,523
Notions and small wares	346	12	4,523
Hardware, paint, elect supplies, appliances	485	21	5,008
House furnishings	363	18	4,857
Drugs and toiletries	371	22	5,014
Toys, games, books	442	22	5,014
Stationery	316	22	5,014
Novelty and costume jewelry	155	20	4,940
Fountain and meals	(1)	4	(x)
Candy, nuts, confectionery	373	22	5,014
Other sales	569	...	...
Not analyzing merchandise line sales	...	...	...
Small single unit stores	343	12	...
	CHICAGO, ILL.		
Large stores and multiunits—			
Analyzing merchandise line sales, total	[illegible]	260	...
Clothing and accessories (all kinds)	[illegible]	250	76,612
Dry goods and domestics	4,105	249	75,993
Notions and small wares	7,345	253	74,513
Hardware, paint, elect supplies, appliances	5,619	257	76,386
House furnishings	6,567	254	76,684
Drugs and toiletries	5,659	256	76,020
Toys, games, books	7,251	259	77,138
Stationery	7,005	259	77,138
Novelty and costume jewelry	1,543	241	74,083
Fountain and meals	6,663	161	62,579
Candy, nuts, confectionery	4,449	252	74,381
Other sales	5,264	...	...
Not analyzing merchandise line sales	253	3	...
Small single unit stores	6,380	276	...
	CINCINNATI, OHIO		
Large stores and multiunits—			
Analyzing merchandise line sales, total	11,386	44	...
Clothing and accessories (all kinds)	[illegible]	42	11,245
Dry goods and domestics	[illegible]	42	11,361
Notions and small wares	[illegible]	44	11,386
Hardware, paint, elect supplies, appliances	855	40	11,113
House furnishings	992	39	11,233
Drugs and toiletries	765	40	11,171
Toys, games, books	[illegible]	43	11,273
Stationery	921	43	11,273
Novelty and costume jewelry	236	41	11,223
Fountain and meals	1,019	23	9,847
Candy, nuts, confectionery	802	38	11,122
Other sales	781	...	...
Not analyzing merchandise line sales	305	3	...
Small single unit stores	1,675	88	...
	CLEVELAND, OHIO		
Large stores and multiunits—			
Analyzing merchandise line sales, total	26,156	84	...
Clothing and accessories (all kinds)	5,920	84	26,099
Dry goods and domestics	1,612	84	26,114
Notions and small wares	[illegible]	85	25,899
Hardware, paint, elect supplies, appliances	1,953	79	24,776
House furnishings	[illegible]	83	26,137
Drugs and toiletries	1,627	84	26,152
Toys, games, books	[illegible]	83	26,087
Stationery	[illegible]	84	26,152
Novelty and costume jewelry	545	78	25,580
Fountain and meals	1,919	46	22,006
Candy, nuts, confectionery	1,821	80	25,929
Other sales	[illegible]	...	...
Not analyzing merchandise line sales	...	...	...
Small single unit stores	1,448	67	...
	COLUMBUS, OHIO		
Large stores and multiunits—			
Analyzing merchandise line sales, total	[illegible]	24	...
Clothing and accessories (all kinds)	1,379	21	[illegible]
Dry goods and domestics	[illegible]	23	[illegible]
Notions and small wares	[illegible]	24	[illegible]
Hardware, paint, elect supplies, appliances	507	22	[illegible]
House furnishings	575	22	[illegible]
Drugs and toiletries	486	24	[illegible]
Toys, games, books	633	23	[illegible]
Stationery	596	22	[illegible]
Novelty and costume jewelry	161	17	[illegible]
Fountain and meals	858	12	[illegible]
Candy, nuts, confectionery	635	23	[illegible]
Other sales	361	...	...
Not analyzing merchandise line sales	974	20	...
Small single unit stores	750	25	...
	DALLAS, TEX.		
Large stores and multiunits			
Analyzing merchandise line sales, total	10,157	50	...
Clothing and accessories (all kinds)	1,954	48	10,124
Dry goods and domestics	1,086	46	9,908
Notions and small wares	1,034	50	10,157
Hardware, paint, elect supplies, appliances	859	49	10,150
House furnishings	851	46	9,955
Drugs and toiletries	742	49	10,150
Toys, games, books	766	50	10,157
Stationery	838	48	10,124
Novelty and costume jewelry	232	40	9,564
Fountain and meals	905	7	6,862
Candy, nuts, confectionery	481	49	10,099
Other sales	409	...	...
Not analyzing merchandise line sales	117	1	...
Small single unit stores	1,586	72	...
	DAYTON, OHIO		
Large stores and multiunits			
Analyzing merchandise line sales, total	6,574	21	...
Clothing and accessories (all kinds)	1,533	21	6,574
Dry goods and domestics	569	21	6,574
Notions and small wares	551	13	5,806
Hardware, paint, elect supplies, appliances	604	21	6,574
House furnishings	457	21	6,574
Drugs and toiletries	373	21	6,574
Toys, games, books	639	21	6,574
Stationery	539	21	6,574
Novelty and costume jewelry	106	20	6,433
Fountain and meals	439	7	5,057
Candy, nuts, confectionery	379	18	6,072
Other sales	385	...	...
Not analyzing merchandise line sales	17	1	...
Small single unit stores	920	31	...
	DENVER, COLO.		
Large stores and multiunits—			
Analyzing merchandise line sales, total	8,506	12	...
Clothing and accessories (all kinds)	1,609	12	8,506
Dry goods and domestics	871	11	8,443
Notions and small wares	811	12	8,506
Hardware, paint, elect supplies, appliances	705	12	8,506
House furnishings	652	12	8,506
Drugs and toiletries	493	12	8,506
Toys, games, books	664	12	8,506
Stationery	785	12	8,506
Novelty and costume jewelry	265	12	8,506
Fountain and meals	659	5	7,107
Candy, nuts, confectionery	488	12	8,506
Other sales	504	...	...
Not analyzing merchandise line sales	95	3	...
Small single unit stores	1,361	52	...
	DETROIT, MICH.		
Large stores and multiunits—			
Analyzing merchandise line sales, total	54,044	143	...
Clothing and accessories (all kinds)	12,941	143	54,044
Dry goods and domestics	2,746	142	53,962
Notions and small wares	5,063	140	53,222
Hardware, paint, elect supplies, appliances	4,037	138	53,614
House furnishings	4,599	142	53,962
Drugs and toiletries	3,281	140	53,884
Toys, games, books	5,027	143	54,044
Stationery	4,433	142	53,962
Novelty and costume jewelry	812	127	51,455
Fountain and meals	3,642	74	40,529
Candy, nuts, confectionery	3,243	137	52,885
Other sales	4,220	...	...
Not analyzing merchandise line sales	421	5	...
Small single unit stores	5,914	182	...
	DULUTH, MINN.-SUPERIOR, WIS.		
Large stores and multiunits			
Analyzing merchandise line sales, total	3,232	19	...
Clothing and accessories (all kinds)	645	18	3,229
Dry goods and domestics	196	19	3,232
Notions and small wares	280	18	3,031
Hardware, paint, elect supplies, appliances	254	16	3,113
House furnishings	293	18	3,229
Drugs and toiletries	227	19	3,232
Toys, games, books	354	19	3,232
Stationery	277	19	3,232
Novelty and costume jewelry	66	18	3,229
Fountain and meals	184	8	1,939
Candy, nuts, confectionery	243	18	3,031
Other sales	213	...	...
Not analyzing merchandise line sales	...	...	...
Small single unit stores	520	20	...
	FLINT, MICH.		
Large stores and multiunits—			
Analyzing merchandise line sales, total	4,531	11	...
Clothing and accessories (all kinds)	1,293	11	4,531
Dry goods and domestics	256	8	4,307
Notions and small wares	398	9	4,422
Hardware, paint, elect supplies, appliances	334	8	4,399
House furnishings	297	7	4,284
Drugs and toiletries	235	8	4,399
Toys, games, books	379	10	4,508
Stationery	321	8	4,399
Novelty and costume jewelry	75	8	4,399
Fountain and meals	328	5	3,448
Candy, nuts, confectionery	297	7	3,994
Other sales	318	...	...
Not analyzing merchandise line sales	113	1	...
Small single unit stores	680	28	...
	FORT WORTH, TEX.		
Large stores and multiunits—			
Analyzing merchandise line sales, total	4,409	15	...
Clothing and accessories (all kinds)	803	13	4,289
Dry goods and domestics	495	13	4,289
Notions and small wares	410	15	4,409
Hardware, paint, elect supplies, appliances	379	13	4,289
House furnishings	438	15	4,409
Drugs and toiletries	272	15	4,409
Toys, games, books	386	15	4,409
Stationery	385	15	4,409
Novelty and costume jewelry	111	14	4,333
Fountain and meals	319	5	3,607
Candy, nuts, confectionery	237	14	4,333
Other sales	174	...	...
Not analyzing merchandise line sales	...	...	...
Small single unit stores	557	30	...
	FRESNO, CALIF.		
Large stores and multiunits—			
Analyzing merchandise line sales, total	5,231	25	...
Clothing and accessories (all kinds)	1,423	25	5,231
Dry goods and domestics	684	23	5,100
Notions and small wares	469	24	4,624
Hardware, paint, elect supplies, appliances	399	23	5,100
House furnishings	503	23	5,100
Drugs and toiletries	266	23	4,536
Toys, games, books	399	21	4,846
Stationery	321	21	4,338
Novelty and costume jewelry	108	19	4,536
Fountain and meals	(1)	4	(x)
Candy, nuts, confectionery	235	[illegible]	3,961
Other sales	424	...	...
Not analyzing merchandise line sales	...	...	...
Small single unit stores	940	39	...
	GRAND RAPIDS, MICH.		
Large stores and multiunits—			
Analyzing merchandise line sales, total	5,531	20	...
Clothing and accessories (all kinds)	1,445	15	5,221
Dry goods and domestics	360	18	5,411
Notions and small wares	457	20	5,531
Hardware, paint, elect supplies, appliances	423	20	5,531
House furnishings	361	18	5,411
Drugs and toiletries	310	19	5,505
Toys, games, books	484	20	5,531
Stationery	379	18	5,503
Novelty and costume jewelry	117	13	5,142
Fountain and meals	490	6	4,344
Candy, nuts, confectionery	368	19	4,973
Other sales	337	...	...
Not analyzing merchandise line sales	113	3	...
Small single unit stores	471	19	...
	HARRISBURG, PA.		
Large stores and multiunits—			
Analyzing merchandise line sales, total	6,965	16	...
Clothing and accessories (all kinds)	1,755	16	6,965
Dry goods and domestics	540	16	6,965
Notions and small wares	525	16	6,965
Hardware, paint, elect supplies, appliances	474	15	6,830
House furnishings	466	14	6,705
Drugs and toiletries	369	15	6,830
Toys, games, books	522	16	6,965
Stationery	425	16	6,965
Novelty and costume jewelry	123	14	6,660
Fountain and meals	774	9	5,875
Candy, nuts, confectionery	544	15	6,830
Other sales	448	...	...
Not analyzing merchandise line sales	458	11	...
Small single unit stores	428	12	...
	HARTFORD, CONN.		
Large stores and multiunits—			
Analyzing merchandise line sales, total	5,705	19	...
Clothing and accessories (all kinds)	1,453	16	5,566
Dry goods and domestics	567	18	5,663
Notions and small wares	448	19	5,705
Hardware, paint, elect. supplies, appliances	420	19	5,705
House furnishings	430	19	5,705
Drugs and toiletries	345	19	5,705
Toys, games, books	459	19	5,705
Stationery	351	18	5,647
Novelty and costume jewelry	112	11	5,182
Fountain and meals	(1)	4	(x)
Candy, nuts, confectionery	343	18	5,663
Other sales	777	...	...
Not analyzing merchandise line sales	356	1	...
Small single unit stores	752	19	...
	HOUSTON, TEX.		
Large stores and multiunits—			
Analyzing merchandise line sales, total	12,623	32	...
Clothing and accessories (all kinds)	2,971	29	12,631
Dry goods and domestics	1,469	25	12,501
Notions and small wares	1,143	30	12,633
Hardware, paint, elect. supplies, appliances	1,320	27	11,129
House furnishings	979	31	12,671
Drugs and toiletries	657	27	12,366
Toys, games, books	881	29	12,631
Stationery	864	25	12,523
Novelty and costume jewelry	347	21	12,218
Fountain and meals	920	6	10,793
Candy, nuts, confectionery	465	24	12,325
Other sales	[illegible]	...	...
Not analyzing merchandise line sales	626	12	...
Small single unit stores	1,335	67	...
	HUNTINGTON, W.VA.-ASHLAND, KY.		
Large stores and multiunits—			
Analyzing merchandise line sales, total	5,508	16	...
Clothing and accessories (all kinds)	1,551	16	5,508
Dry goods and domestics	475	16	5,508
Notions and small wares	407	15	5,260
Hardware, paint, elect supplies, appliances	444	12	5,314
House furnishings	403	16	5,508
Drugs and toiletries	304	16	5,508
Toys, games, books	507	16	5,508
Stationery	378	16	5,508
Novelty and costume jewelry	111	16	5,508
Fountain and meals	316	11	5,066
Candy, nuts, confectionery	407	15	5,260
Other sales	205	...	...
Not analyzing merchandise line sales	...	...	...
Small single unit stores	334	8	...
	INDIANAPOLIS, IND.		
Large stores and multiunits—			
Analyzing merchandise line sales, total	11,262	21	...
Clothing and accessories (all kinds)	2,872	19	11,254
Dry goods and domestics	781	20	11,231
Notions and small wares	894	19	11,254
Hardware, paint, elect supplies, appliances	842	17	11,215
House furnishings	708	19	11,254
Drugs and toiletries	612	21	11,262
Toys, games, books	923	19	11,254
Stationery	693	17	11,215
Novelty and costume jewelry	[illegible]	16	11,167
Fountain and meals	1,150	11	9,380
Candy, nuts, confectionery	827	19	11,223
Other sales	753	...	...
Not analyzing merchandise line sales	...	...	...
Small single unit stores	655	35	...
	JACKSONVILLE, FLA.		
Large stores and multiunits—			
Analyzing merchandise line sales, total	5,525	28	...
Clothing and accessories (all kinds)	951	19	5,105
Dry goods and domestics	814	26	5,435
Notions and small wares	527	28	5,525
Hardware, paint, elect supplies, appliances	651	23	5,475
House furnishings	483	22	5,362
Drugs and toiletries	379	27	5,493
Toys, games, books	489	26	5,517
Stationery	397	15	5,048
Novelty and costume jewelry	114	17	4,981
Fountain and meals	315	5	4,013
Candy, nuts, confectionery	237	18	5,144
Other sales	168	...	...
Not analyzing merchandise line sales	494	8	...
Small single unit stores	365	21	...
	JOHNSTOWN, PA.		
Large stores and multiunits—			
Analyzing merchandise line sales, total	5,956	23	...
Clothing and accessories (all kinds)	1,774	21	5,878
Dry goods and domestics	469	22	5,898
Notions and small wares	456	22	5,936
Hardware, paint, elect. supplies, appliances	480	23	5,956
House furnishings	339	22	5,936
Drugs and toiletries	324	23	5,956
Toys, games, books	491	22	5,936
Stationery	392	22	5,914
Novelty and costume jewelry	91	16	5,408
Fountain and meals	305	6	2,694
Candy, nuts, confectionery	542	23	5,956
Other sales	293	...	...
Not analyzing merchandise line sales	...	...	...
Small single unit stores	131	7	...
	KANSAS CITY, MO.		
Large stores and multiunits—			
Analyzing merchandise line sales, total	11,957	48	...
Clothing and accessories (all kinds)	2,370	42	11,860
Dry goods and domestics	883	39	11,683
Notions and small wares	1,105	47	11,778
Hardware, paint, elect. supplies, appliances	972	40	11,716
House furnishings	1,150	47	11,946
Drugs and toiletries	729	46	11,942
Toys, games, books	995	42	11,860
Stationery	931	36	11,748
Novelty and costume jewelry	305	33	11,590
Fountain and meals	1,139	14	8,557
Candy, nuts, confectionery	642	38	10,552
Other sales	736	...	...
Not analyzing merchandise line sales	18	1	...
Small single unit stores	1,165	71	...
	KNOXVILLE, TENN.		
Large stores and multiunits—			
Analyzing merchandise line sales, total	3,031	14	...
Clothing and accessories (all kinds)	501	7	2,536
Dry goods and domestics	251	12	2,979
Notions and small wares	307	14	3,031
Hardware, paint, elect. supplies, appliances	307	14	3,031
House furnishings	182	14	3,031
Drugs and toiletries	318	14	3,031
Toys, games, books	246	14	3,031
Stationery	259	14	3,031
Novelty and costume jewelry	64	12	2,984
Fountain and meals	(1)	1	(x)
Candy, nuts, confectionery	288	14	3,031
Other sales	308	...	...
Not analyzing merchandise line sales	193	6	...
Small single unit stores	294	14	...
	LANCASTER, PA.		
Large stores and multiunits—			
Analyzing merchandise line sales, total	3,826	16	...
Clothing and accessories (all kinds)	1,130	15	3,774
Dry goods and domestics	330	15	3,774
Notions and small wares	306	15	3,691
Hardware, paint, elect. supplies, appliances	270	15	3,774
House furnishings	241	15	3,774
Drugs and toiletries	186	14	3,639
Toys, games, books	282	16	3,826
Stationery	230	15	3,774
Novelty and costume jewelry	49	14	3,639
Fountain and meals	(1)	4	(x)
Candy, nuts, confectionery	264	14	3,639
Other sales	538	...	...
Not analyzing merchandise line sales	...	...	...
Small single unit stores	184	5	...
	LOS ANGELES, CALIF.		
Large stores and multiunits—			
Analyzing merchandise line sales, total	58,823	302	...
Clothing and accessories (all kinds)	11,347	267	57,135
Dry goods and domestics	6,640	266	56,514
Notions and small wares	6,128	292	57,142
Hardware, paint, elect. supplies, appliances	5,444	278	57,534
House furnishings	5,672	277	57,817
Drugs and toiletries	3,990	276	56,295
Toys, games, books	5,241	282	57,574
Stationery	5,192	272	55,718
Novelty and costume jewelry	1,090	224	53,914
Fountain and meals	2,364	79	33,456
Candy, nuts, confectionery	3,008	240	53,013
Other sales	2,927	...	...
Not analyzing merchandise line sales	583	15	...
Small single unit stores	10,717	523	...

See footnotes at end of table.

Table 18E.—MERCHANDISE LINE SALES OF LARGE STORES AND MULTIUNITS—GENERAL MERCHANDISE GROUP, GENERAL STORES—KIND OF BUSINESS, FOR SELECTED STANDARD METROPOLITAN AREAS: 1948—Continued

[See text for explanatory material]

VARIETY STORES

Kind of business and merchandise line	LOUISVILLE, KY. Merchandise line sales (Thousand dollars)	Stores reporting merchandise line: Number	Total sales (Thousand dollars)	MEMPHIS, TENN. Merchandise line sales (Thousand dollars)	Number	Total sales (Thousand dollars)	MIAMI, FLA. Merchandise line sales (Thousand dollars)	Number	Total sales (Thousand dollars)	MILWAUKEE, WIS. Merchandise line sales (Thousand dollars)	Number	Total sales (Thousand dollars)	MINNEAPOLIS-ST. PAUL, MINN. Merchandise line sales (Thousand dollars)	Number	Total sales (Thousand dollars)
Large stores and multiunits															
Analyzing merchandise line sales, total	[illegible]	30	...	6,452	27	...	11,601	26	...	14,673	47	...	15,528	54	...
Clothing and accessories (all kinds)	2,738	30	10,426	1,082	25	6,394	1,906	23	11,427	2,539	46	14,632	3,361	54	15,528
Dry goods and domestics	[illegible]	27	10,333	693	17	6,039	1,264	26	11,601	988	47	14,673	1,070	54	15,528
Notions and small wares	862	30	10,426	636	27	6,452	1,293	26	11,601	1,407	47	14,673	1,304	54	15,528
Hardware, paint, elect. supplies, appliances	680	25	10,246	542	26	6,445	1,057	24	11,429	1,104	46	14,632	1,173	52	15,476
House furnishings	793	28	10,291	437	26	6,442	1,059	24	11,460	1,179	45	14,471	1,264	49	15,342
Drugs and toiletries	556	26	10,235	508	25	6,435	846	26	11,601	1,033	46	14,632	811	51	15,311
Toys, games, books	[illegible]	28	10,339	625	25	6,435	812	26	11,601	1,296	47	14,673	1,388	52	15,443
Stationery	728	30	10,426	487	25	6,435	1,013	22	11,322	1,274	46	14,632	1,259	52	15,443
Novelty and costume jewelry	[illegible]	26	10,204	195	23	6,343	297	15	10,389	302	44	14,545	325	41	14,859
Fountain and meals	951	12	8,780	548	7	4,757	1,047	9	9,405	1,265	17	10,891	1,465	14	12,599
Candy, nuts, confectionery	580	22	10,105	387	23	6,351	258	19	10,546	924	44	14,545	1,075	51	15,415
Other sales	[illegible]	...	...	312	...	...	749	...	...	1,362	...	...	1,033	...	...
Not analyzing merchandise line sales	...	...	...	...	...	...	...	...	...	...	...	...	124	1	...
Small single unit stores	1,100	54	...	581	37	...	480	24	...	942	26	...	2,350	103	...

Kind of business and merchandise line	MOBILE, ALA. Merchandise line sales	Number	Total sales	NASHVILLE, TENN. Merchandise line sales	Number	Total sales	NEW ORLEANS, LA. Merchandise line sales	Number	Total sales	NEW YORK-NORTHEASTERN NEW JERSEY Merchandise line sales	Number	Total sales	NORFOLK-PORTSMOUTH, VA. Merchandise line sales	Number	Total sales
Large stores and multiunits															
Analyzing merchandise line sales, total	5,048	11	...	5,045	15	...	14,601	23	...	180,262	477	...	9,186	25	...
Clothing and accessories (all kinds)	1,341	8	5,011	1,061	15	5,045	2,977	23	14,601	33,932	432	177,093	2,237	25	9,186
Dry goods and domestics	808	8	5,011	562	15	5,045	1,948	23	14,601	14,928	425	174,223	881	25	9,186
Notions and small wares	413	11	5,048	413	15	5,045	1,114	23	14,601	15,412	455	178,802	713	22	9,123
Hardware, paint, elect. supplies, appliances	390	8	5,011	410	12	4,916	1,164	23	14,601	13,146	437	174,882	675	22	9,081
House furnishings	328	9	5,025	306	13	4,916	1,001	22	14,575	18,334	462	179,416	848	22	9,129
Drugs and toiletries	234	9	5,026	366	12	4,916	864	22	14,575	14,784	425	171,803	577	24	9,096
Toys, games, books	357	11	5,048	432	13	4,916	1,197	23	14,601	14,479	457	179,283	731	25	9,186
Stationery	312	5	4,977	378	12	4,916	1,075	23	14,601	14,742	448	179,139	621	22	9,041
Novelty and costume jewelry	95	5	4,977	98	13	4,916	404	22	14,575	3,169	355	162,162	176	20	9,006
Fountain and meals	(1)	4	(x)	(1)	4	(x)	1,425	7	11,842	13,684	273	140,681	559	8	6,308
Candy, nuts, confectionery	264	7	5,000	296	13	4,916	897	20	14,379	12,336	401	170,628	578	21	9,033
Other sales	506	...	...	723	...	...	535	...	...	11,310	...	...	590	...	...
Not analyzing merchandise line sales	...	...	...	37	3	...	...	...	...	428	6	...	...	...	...
Small single unit stores	155	5	...	435	17	...	390	36	...	18,263	827	...	784	26	...

Kind of business and merchandise line	OKLAHOMA CITY, OKLA. Merchandise line sales	Number	Total sales	OMAHA, NEBR. Merchandise line sales	Number	Total sales	PEORIA, ILL. Merchandise line sales	Number	Total sales	PHILADELPHIA, PA. Merchandise line sales	Number	Total sales	PHOENIX, ARIZ. Merchandise line sales	Number	Total sales
Large stores and multiunits															
Analyzing merchandise line sales, total	6,880	35	...	6,871	15	...	4,578	12	...	46,990	183	...	5,764	18	...
Clothing and accessories (all kinds)	1,747	35	6,880	1,733	14	6,857	1,291	12	4,578	9,802	165	46,137	1,044	14	5,461
Dry goods and domestics	787	35	6,880	386	13	5,771	283	12	4,578	3,952	169	46,270	694	17	5,741
Notions and small wares	606	35	6,880	546	14	6,507	366	11	4,169	4,468	176	46,140	493	14	5,461
Hardware, paint, elect. supplies, appliances	456	35	6,880	541	14	6,857	395	12	4,578	3,423	174	46,257	710	16	5,622
House furnishings	594	34	6,078	514	14	6,857	356	12	4,578	4,156	178	46,779	561	14	5,461
Drugs and toiletries	414	34	6,078	384	12	5,584	250	12	4,578	3,251	167	45,647	347	17	5,635
Toys, games, books	633	35	6,880	609	14	6,335	420	12	4,578	4,240	176	46,663	506	16	5,612
Stationery	493	35	6,880	520	14	6,857	314	12	4,578	4,032	174	46,568	435	13	5,332
Novelty and costume jewelry	163	35	6,880	138	11	5,705	84	9	4,221	799	149	44,552	136	14	5,437
Fountain and meals	419	6	3,759	636	8	5,174	767	8	4,055	3,423	97	37,478	(1)	3	(x)
Candy, nuts, confectionery	382	34	6,078	425	12	5,432	302	11	4,169	2,917	162	45,674	343	12	5,213
Other sales	187	...	...	439	...	...	250	...	...	2,527	...	...	495	...	...
Not analyzing merchandise line sales	250	1	...	...	...	...	...	...	...	2,746	25	...	85	2	...
Small single unit stores	364	24	...	505	33	...	787	22	...	4,126	179	...	1,332	69	...

Kind of business and merchandise line	PITTSBURGH, PA. Merchandise line sales	Number	Total sales	PORTLAND, OREG. Merchandise line sales	Number	Total sales	PROVIDENCE, R. I. Merchandise line sales	Number	Total sales	RICHMOND, VA. Merchandise line sales	Number	Total sales	ROCHESTER, N.Y. Merchandise line sales	Number	Total sales
Large stores and multiunits															
Analyzing merchandise line sales, total	54,[illegible]	128	...	7,508	31	...	13,403	41	...	6,447	16	...	7,758	19	...
Clothing and accessories (all kinds)	10,643	126	54,763	1,327	29	7,451	4,041	36	13,116	1,806	14	6,346	2,096	12	7,372
Dry goods and domestics	4,223	128	54,962	727	27	7,171	1,185	38	13,296	628	14	6,346	645	19	7,758
Notions and small wares	4,305	127	54,818	743	28	7,191	1,127	37	13,093	528	14	6,344	703	16	7,646
Hardware, paint, elect. supplies, appliances	4,539	125	54,259	763	29	7,451	908	38	13,247	380	11	6,078	453	13	7,408
House furnishings	2,229	125	54,[illegible]	775	29	7,444	1,066	37	13,195	464	15	6,391	611	17	7,650
Drugs and toiletries	3,[illegible]	124	54,126	489	29	7,234	811	37	12,992	339	14	6,344	400	12	7,372
Toys, games, books	4,[illegible]	128	54,962	734	30	7,453	1,026	40	13,294	552	14	6,344	662	16	7,646
Stationery	3,54[illegible]	126	54,709	697	29	7,234	870	40	13,294	404	14	6,344	557	12	7,372
Novelty and costume jewelry	557	113	5[illegible]	181	30	7,506	186	26	12,121	136	13	6,179	140	11	7,145
Fountain and meals	[illegible],533	41	33,[illegible]	300	5	4,[illegible]	560	21	8,951	482	8	5,719	615	7	5,509
Candy, nuts, confectionery	4,[illegible]	127	54,253	522	26	7,157	843	37	13,[illegible]	334	11	6,078	395	15	7,574
Other sales	[illegible]	...	...	243	...	...	780	...	...	394	...	...	481	...	...
Not analyzing merchandise line sales	[illegible]	1	...	...	...	...	...	...	...	...	...	...	...	...	...
Small single unit stores	[illegible]	94	...	[illegible]	114	...	1,173	50	...	547	23	...	460	15	...

Kind of business and merchandise line	SACRAMENTO, CALIF. Merchandise line sales	Number	Total sales	ST. LOUIS, MO. Merchandise line sales	Number	Total sales	SALT LAKE CITY, UTAH Merchandise line sales	Number	Total sales	SAN ANTONIO, TEX. Merchandise line sales	Number	Total sales	SAN BERNARDINO, CALIF. Merchandise line sales	Number	Total sales
Large stores and multiunits															
Analyzing merchandise line sales, total	[illegible]	16	...	[illegible]	[illegible]	...	5,581	14	...	10,32[illegible]	25	...	4,100	24	...
Clothing and accessories (all kinds)	[illegible]	14	[illegible]	5,3[illegible]	82	24,728	1,249	14	5,581	1,411	24	9,525	789	21	3,951
Dry goods and domestics	[illegible]	17	3,[illegible]	1,775	81	24,618	643	13	5,533	1,005	24	9,525	479	20	3,908
Notions and small wares	333	13	3,493	[illegible],334	83	24,[illegible]	489	13	5,[illegible]	[illegible]	24	9,525	369	22	3,854
Hardware, paint, elect. supplies, appliances	364	13	3,[illegible]	1,[illegible]	85	25,1[illegible]	449	14	5,581	1,[illegible]51	25	10,322	369	23	4,091
House furnishings	3[illegible]	15	3,[illegible]	[illegible]	83	25,[illegible]	390	14	5,581	[illegible]	25	10,322	435	21	3,997
Drugs and toiletries	[illegible]	1[illegible]	3,643	[illegible]	85	24,[illegible]	217	10	5,[illegible]	[illegible]	23	9,514	268	20	3,793
Toys, games, books	313	15	3,[illegible]	[illegible],1[illegible]	86	25,308	464	13	5,5[illegible]	721	25	10,322	369	24	4,100
Stationery	[illegible]	14	3,[illegible]	[illegible]	85	24,948	503	11	5,23[illegible]	733	24	9,525	352	22	3,854
Novelty and costume jewelry	[illegible]	13	[illegible]	[illegible]	81	24,1[illegible]	168	[illegible]	5,41[illegible]	194	22	9,479	77	20	3,922
Fountain and meals	[illegible]	4	[illegible]	[illegible]	[illegible]	17,[illegible]	(1)	3	(x)	1,041	8	8,058	232	9	2,993
Candy, nuts, confectionery	[illegible]	13	[illegible]	[illegible]	80	23,493	287	10	5,3[illegible]	371	24	9,525	220	21	3,845
Other sales	[illegible]	...	...	1,331	...	...	732	...	...	480	...	...	141	...	...
Not analyzing merchandise line sales	...	...	...	1,[illegible]	4	...	20	1	...	102	2	...	...	...	...
Small single unit stores	[illegible]	[illegible]	...	[illegible]	[illegible]	...	162	[illegible]	...	939	47	...	341	28	...

Table 18E.—MERCHANDISE LINE SALES OF LARGE STORES AND MULTIUNITS—GENERAL MERCHANDISE GROUP, GENERAL STORES—KIND OF BUSINESS, FOR SELECTED STANDARD METROPOLITAN AREAS: 1948—Continued

[See text for explanatory material]

Kind of business and merchandise line	Merchandise line sales (Thousand dollars)	Stores reporting merchandise line: Number	Stores reporting merchandise line: Total sales (Thousand dollars)
VARIETY STORES			
SAN DIEGO, CALIF.			
Large stores and multiunits —			
Analyzing merchandise line sales, total	6,829	35	...
Clothing and accessories (all kinds)	1,111	32	6,667
Dry goods and domestics	995	31	6,713
Notions and small wares	838	26	5,553
Hardware, paint, elect. supplies, appliances	773	31	6,698
House furnishings	625	25	6,018
Drugs and toiletries	516	32	6,087
Toys, games, books	646	35	6,829
Stationery	619	31	6,301
Novelty and costume jewelry	122	23	6,060
Fountain and meals	(1)	3	(x)
Candy, nuts, confectionery	380	32	5,999
Other sales	424	...	...
Not analyzing merchandise line sales	157	2	...
Small single unit stores	1,714	68	...
SAN FRANCISCO-OAKLAND, CALIF.			
Large stores and multiunits —			
Analyzing merchandise line sales, total	29,245	138	...
Clothing and accessories (all kinds)	5,419	117	28,495
Dry goods and domestics	3,176	112	28,134
Notions and small wares	3,103	123	26,178
Hardware, paint, elect. supplies, appliances	2,556	114	28,242
House furnishings	2,944	129	28,751
Drugs and toiletries	2,225	120	26,116
Toys, games, books	2,521	132	28,838
Stationery	2,699	119	25,782
Novelty and costume jewelry	604	101	26,855
Fountain and meals	1,361	21	13,447
Candy, nuts, confectionery	1,427	100	24,644
Other sales	1,210	...	...
Not analyzing merchandise line sales	459	5	...
Small single unit stores	6,901	257	...
SAN JOSE, CALIF.			
Large stores and multiunits —			
Analyzing merchandise line sales, total	4,775	16	...
Clothing and accessories (all kinds)	1,018	15	4,758
Dry goods and domestics	605	16	4,775
Notions and small wares	413	15	4,240
Hardware, paint, elect. supplies, appliances	411	16	4,775
House furnishings	478	16	4,775
Drugs and toiletries	276	15	4,240
Toys, games, books	382	15	4,699
Stationery	421	14	4,164
Novelty and costume jewelry	106	14	4,682
Fountain and meals	(1)	4	(x)
Candy, nuts, confectionery	239	14	4,164
Other sales	426	...	...
Not analyzing merchandise line sales	...	...	...
Small single unit stores	717	24	...
SCRANTON, PA.			
Large stores and multiunits —			
Analyzing merchandise line sales, total	5,619	20	...
Clothing and accessories (all kinds)	1,314	19	5,529
Dry goods and domestics	428	19	4,682
Notions and small wares	364	18	4,592
Hardware, paint, elect. supplies, appliances	560	19	5,529
House furnishings	749	17	5,476
Drugs and toiletries	305	19	5,529
Toys, games, books	463	19	5,529
Stationery	294	18	4,592
Novelty and costume jewelry	129	16	5,415
Fountain and meals	354	8	3,589
Candy, nuts, confectionery	378	17	4,306
Other sales	281	...	...
Not analyzing merchandise line sales	...	...	...
Small single unit stores	305	22	...
SEATTLE, WASH.			
Large stores and multiunits —			
Analyzing merchandise line sales, total	9,777	42	...
Clothing and accessories (all kinds)	1,126	39	9,605
Dry goods and domestics	1,020	38	9,608
Notions and small wares	1,059	41	9,560
Hardware, paint, elect. supplies, appliances	1,111	41	9,706
House furnishings	934	35	9,137
Drugs and toiletries	657	38	9,376
Toys, games, books	925	40	9,667
Stationery	920	38	9,366
Novelty and costume jewelry	202	30	8,975
Fountain and meals	739	7	6,455
Candy, nuts, confectionery	606	37	9,307
Other sales	478	...	...
Not analyzing merchandise line sales	...	...	...
Small single unit stores	2,233	92	...
SOUTH BEND, IND.			
Large stores and multiunits —			
Analyzing merchandise line sales, total	4,376	10	...
Clothing and accessories (all kinds)	1,006	10	4,376
Dry goods and domestics	920	9	4,030
Notions and small wares	816	9	3,788
Hardware, paint, elect. supplies, appliances	447	10	4,376
House furnishings	350	10	4,376
Drugs and toiletries	243	10	4,376
Toys, games, books	403	10	4,376
Stationery	340	10	4,376
Novelty and costume jewelry	87	8	3,949
Fountain and meals	(1)	4	(x)
Candy, nuts, confectionery	317	9	3,788
Other sales	577	...	...
Not analyzing merchandise line sales	...	...	...
Small single unit stores	275	13	...
SPOKANE, WASH.			
Large stores and multiunits —			
Analyzing merchandise line sales, total	2,787	13	...
Clothing and accessories (all kinds)	447	13	2,787
Dry goods and domestics	346	13	2,787
Notions and small wares	262	13	2,787
Hardware, paint, elect. supplies, appliances	251	13	2,787
House furnishings	281	12	2,774
Drugs and toiletries	164	13	2,787
Toys, games, books	284	13	2,787
Stationery	248	13	2,787
Novelty and costume jewelry	77	13	2,787
Fountain and meals	(1)	3	(x)
Candy, nuts, confectionery	187	13	2,787
Other sales	240	...	...
Not analyzing merchandise line sales	...	...	...
Small single unit stores	301	17	...
SPRINGFIELD-HOLYOKE, MASS.			
Large stores and multiunits —			
Analyzing merchandise line sales, total	2,703	28	...
Clothing and accessories (all kinds)	2,092	27	7,699
Dry goods and domestics	613	26	7,640
Notions and small wares	630	27	7,586
Hardware, paint, elect. supplies, appliances	464	24	7,513
House furnishings	571	25	7,461
Drugs and toiletries	448	27	7,586
Toys, games, books	626	28	7,703
Stationery	490	27	7,658
Novelty and costume jewelry	123	18	7,085
Fountain and meals	495	7	4,947
Candy, nuts, confectionery	483	25	7,624
Other sales	668	...	...
Not analyzing merchandise line sales	62	1	...
Small single unit stores	595	28	...
STOCKTON, CALIF.			
Large stores and multiunits —			
Analyzing merchandise line sales, total	3,573	19	...
Clothing and accessories (all kinds)	954	19	3,573
Dry goods and domestics	475	19	3,573
Notions and small wares	338	17	3,012
Hardware, paint, elect. supplies, appliances	350	19	3,573
House furnishings	340	19	3,573
Drugs and toiletries	219	15	2,767
Toys, games, books	248	16	3,226
Stationery	267	14	2,665
Novelty and costume jewelry	68	15	3,211
Fountain and meals	(1)	4	(x)
Candy, nuts, confectionery	159	14	2,665
Other sales	355	...	...
Not analyzing merchandise line sales	20	1	...
Small single unit stores	338	13	...
SYRACUSE, N.Y.			
Large stores and multiunits —			
Analyzing merchandise line sales, total	10,430	16	...
Clothing and accessories (all kinds)	2,863	12	10,123
Dry goods and domestics	790	13	10,163
Notions and small wares	738	16	10,430
Hardware, paint, elect. supplies, appliances	859	13	10,395
House furnishings	915	13	10,388
Drugs and toiletries	473	14	10,410
Toys, games, books	717	14	10,410
Stationery	650	14	10,410
Novelty and costume jewelry	293	13	10,037
Fountain and meals	882	7	9,653
Candy, nuts, confectionery	543	12	10,123
Other sales	707	...	...
Not analyzing merchandise line sales	23	1	...
Small single unit stores	740	26	...
TACOMA, WASH.			
Large stores and multiunits —			
Analyzing merchandise line sales, total	2,743	15	...
Clothing and accessories (all kinds)	379	13	2,694
Dry goods and domestics	331	12	2,636
Notions and small wares	272	14	2,636
Hardware, paint, elect. supplies, appliances	307	15	2,743
House furnishings	321	13	2,694
Drugs and toiletries	174	12	2,587
Toys, games, books	288	15	2,743
Stationery	269	14	2,636
Novelty and costume jewelry	57	13	2,694
Fountain and meals	(1)	1	(x)
Candy, nuts, confectionery	179	14	2,636
Other sales	166	...	...
Not analyzing merchandise line sales	...	...	...
Small single unit stores	942	31	...
TAMPA-ST. PETERSBURG, FLA.			
Large stores and multiunits —			
Analyzing merchandise line sales, total	9,654	19	...
Clothing and accessories (all kinds)	2,141	18	9,550
Dry goods and domestics	1,306	19	9,654
Notions and small wares	884	19	9,654
Hardware, paint, elect. supplies, appliances	1,006	19	9,654
House furnishings	699	16	9,428
Drugs and toiletries	567	19	9,654
Toys, games, books	646	18	9,575
Stationery	771	18	9,550
Novelty and costume jewelry	187	15	9,405
Fountain and meals	714	11	8,406
Candy, nuts, confectionery	769	18	9,336
Other sales	364	...	...
Not analyzing merchandise line sales	129	1	...
Small single unit stores	536	31	...
TOLEDO, OHIO			
Large stores and multiunits —			
Analyzing merchandise line sales, total	6,434	16	...
Clothing and accessories (all kinds)	1,835	16	6,434
Dry goods and domestics	378	16	6,434
Notions and small wares	601	16	6,434
Hardware, paint, elect. supplies, appliances	549	16	6,434
House furnishings	535	16	6,434
Drugs and toiletries	324	16	6,434
Toys, games, books	573	16	6,434
Stationery	480	16	6,434
Novelty and costume jewelry	132	10	6,161
Fountain and meals	(1)	4	(x)
Candy, nuts, confectionery	401	16	6,434
Other sales	626	...	...
Not analyzing merchandise line sales	...	...	...
Small single unit stores	422	16	...
TULSA, OKLA.			
Large stores and multiunits —			
Analyzing merchandise line sales, total	4,043	16	...
Clothing and accessories (all kinds)	535	15	3,982
Dry goods and domestics	616	15	4,026
Notions and small wares	357	16	4,043
Hardware, paint, elect. supplies, appliances	488	16	4,043
House furnishings	308	16	4,043
Drugs and toiletries	259	16	4,043
Toys, games, books	364	16	4,043
Stationery	353	11	3,735
Novelty and costume jewelry	81	12	3,796
Fountain and meals	(1)	3	(x)
Candy, nuts, confectionery	279	16	4,043
Other sales	403	...	...
Not analyzing merchandise line sales	...	...	...
Small single unit stores	650	22	...
UTICA-ROME, N.Y.			
Large stores and multiunits —			
Analyzing merchandise line sales, total	6,827	17	...
Clothing and accessories (all kinds)	2,410	17	6,827
Dry goods and domestics	560	17	6,827
Notions and small wares	477	16	6,600
Hardware, paint, elect. supplies, appliances	377	16	6,287
House furnishings	490	17	6,827
Drugs and toiletries	325	17	6,827
Toys, games, books	441	17	6,827
Stationery	414	17	6,827
Novelty and costume jewelry	100	17	6,827
Fountain and meals	447	6	3,398
Candy, nuts, confectionery	413	16	6,600
Other sales	373	...	...
Not analyzing merchandise line sales	...	...	...
Small single unit stores	549	20	...
WASHINGTON, D.C.			
Large stores and multiunits —			
Analyzing merchandise line sales, total	26,434	65	...
Clothing and accessories (all kinds)	5,827	64	26,395
Dry goods and domestics	2,652	64	26,334
Notions and small wares	2,537	64	26,226
Hardware, paint, elect. supplies, appliances	2,119	58	76,124
House furnishings	2,068	64	26,288
Drugs and toiletries	1,718	65	26,434
Toys, games, books	2,453	65	26,434
Stationery	2,097	61	26,213
Novelty and costume jewelry	386	55	25,802
Fountain and meals	2,051	40	24,662
Candy, nuts, confectionery	1,392	61	26,118
Other sales	1,734	...	...
Not analyzing merchandise line sales	364	4	...
Small single unit stores	2,754	87	...
WHEELING, W.VA.-STEUBENVILLE, OHIO			
Large stores and multiunits —			
Analyzing merchandise line sales, total	9,178	21	...
Clothing and accessories (all kinds)	2,872	21	9,178
Dry goods and domestics	785	21	9,178
Notions and small wares	690	18	9,136
Hardware, paint, elect. supplies, appliances	754	21	9,178
House furnishings	482	21	9,178
Drugs and toiletries	457	21	9,178
Toys, games, books	785	21	9,178
Stationery	584	21	9,178
Novelty and costume jewelry	110	18	9,136
Fountain and meals	388	8	5,440
Candy, nuts, confectionery	740	21	9,178
Other sales	531	...	...
Not analyzing merchandise line sales	...	...	...
Small single unit stores	269	9	...
WICHITA, KANS.			
Large stores and multiunits —			
Analyzing merchandise line sales, total	4,404	13	...
Clothing and accessories (all kinds)	736	12	4,383
Dry goods and domestics	572	13	4,404
Notions and small wares	426	13	4,404
Hardware, paint, elect. supplies, appliances	451	12	4,383
House furnishings	275	9	4,155
Drugs and toiletries	240	13	4,404
Toys, games, books	406	13	4,404
Stationery	341	13	4,404
Novelty and costume jewelry	108	12	4,383
Fountain and meals	346	5	3,532
Candy, nuts, confectionery	282	13	4,404
Other sales	321	...	...
Not analyzing merchandise line sales	...	...	...
Small single unit stores	83	12	...
WILKES-BARRE-HAZLETON, PA.			
Large stores and multiunits —			
Analyzing merchandise line sales, total	7,618	24	...
Clothing and accessories (all kinds)	2,110	23	7,530
Dry goods and domestics	638	24	7,618
Notions and small wares	559	21	6,760
Hardware, paint, elect. supplies, appliances	507	23	7,530
House furnishings	573	21	7,351
Drugs and toiletries	421	20	6,858
Toys, games, books	630	23	7,530
Stationery	482	22	7,379
Novelty and costume jewelry	117	18	6,679
Fountain and meals	512	11	5,489
Candy, nuts, confectionery	595	19	6,396
Other sales	474	...	...
Not analyzing merchandise line sales	...	...	...
Small single unit stores	725	32	...
WILMINGTON, DEL.			
Large stores and multiunits —			
Analyzing merchandise line sales, total	5,434	13	...
Clothing and accessories (all kinds)	856	13	5,434
Dry goods and domestics	412	12	5,409
Notions and small wares	430	13	5,434
Hardware, paint, elect. supplies, appliances	397	12	5,409
House furnishings	531	13	5,434
Drugs and toiletries	339	12	5,409
Toys, games, books	455	13	5,434
Stationery	418	13	5,434
Novelty and costume jewelry	90	10	4,626
Fountain and meals	521	8	4,505
Candy, nuts, confectionery	442	13	5,434
Other sales	543	...	...
Not analyzing merchandise line sales	151	2	...
Small single unit stores	388	20	...
YORK, PA.			
Large stores and multiunits —			
Analyzing merchandise line sales, total	5,467	15	...
Clothing and accessories (all kinds)	1,669	15	5,467
Dry goods and domestics	464	15	5,467
Notions and small wares	424	15	5,467
Hardware, paint, elect. supplies, appliances	383	15	5,467
House furnishings	343	15	5,467
Drugs and toiletries	254	15	5,467
Toys, games, books	465	15	5,467
Stationery	350	15	5,467
Novelty and costume jewelry	75	13	5,369
Fountain and meals	291	7	4,651
Candy, nuts, confectionery	439	15	5,467
Other sales	310	...	...
Not analyzing merchandise line sales	42	1	...
Small single unit stores	100	2	...
YOUNGSTOWN, OHIO			
Large stores and multiunits —			
Analyzing merchandise line sales, total	11,346	23	...
Clothing and accessories (all kinds)	3,166	23	11,346
Dry goods and domestics	996	23	11,346
Notions and small wares	871	22	10,681
Hardware, paint, elect. supplies, appliances	964	23	11,346
House furnishings	680	23	11,346
Drugs and toiletries	634	22	11,195
Toys, games, books	974	23	11,346
Stationery	854	23	11,346
Novelty and costume jewelry	169	22	11,309
Fountain and meals	547	13	9,653
Candy, nuts, confectionery	924	23	11,346
Other sales	567	...	...
Not analyzing merchandise line sales	205	3	...
Small single unit stores	287	13	...

x Withheld to avoid disclosure. [1] Combined with Other sales.

Note: See explanatory material for definitions of Standard Metropolitan Areas.

APPAREL GROUP

CONTENTS

Table		Page
19A	Merchandise Line Sales--Apparel Group--United States, by Kind of Business: 1948	19.02
19B	Merchandise Line Sales--Apparel Group--Kind of Business, by Geographic Division: 1948	19.03
19C	Merchandise Line Sales of Large Stores and Multiunits, and Small Store Sample--Apparel Group--Kind of Business, by Geographic Division: 1948	19.09
19D	Merchandise Line Sales of Large Stores and Multiunits--Apparel Group--Kind of Business, by State: 1948	19.20
19E	Merchandise Line Sales of Large Stores and Multiunits--Apparel Group--Kind of Business for Selected Standard Metropolitan Areas: 1948	19.41

INDEX TO KINDS OF BUSINESS

Kind of business	Table 19A	Table 19B	Table 19C	Table 19D	Table 19E
	Page	Page	Page	Page	Page
Men's, boys' clothing stores	19.02	19.03	19.09	19.20	19.41
Men's, boys' furnishings stores	19.02	19.03	19.09	19.22	19.44
Family clothing stores	19.02	19.04	19.10	19.23	19.46
Women's ready-to-wear stores	19.02	19.05	19.12	19.27	19.50
Millinery stores	19.02	19.05	19.13	19.30	19.55
Hosiery stores	19.02	19.06	19.14	19.31	19.56
Corset, lingerie stores	19.02	19.06	19.14	19.32	19.56
Apparel accessory, specialty stores	19.02	19.06	19.15	19.33	19.57
Men's shoe stores	19.02	19.06	19.16	19.34	19.58
Women's shoe stores	19.02	19.07	19.16	19.35	19.59
Family shoe stores	19.02	19.07	19.17	19.36	19.60
Custom tailors	19.02	19.07	19.18	19.38	19.62
Furriers, fur shops	19.02	19.08	19.18	19.39	19.62
Children's, infants' wear stores	19.02	19.08	19.19	19.40	19.63

Table 19A.—MERCHANDISE LINE SALES—APPAREL GROUP—UNITED STATES, BY KIND OF BUSINESS: 1948

[Data based on sample. See text for description of sample and other explanatory material.]

Kind of business and merchandise line	Merchandise line sales		Stores handling merchandise line		Col. 1 as per cent of col. 4
	Amount (*Thousand dollars*) (1)	Percent distribution (2)	Number (3)	Total sales (*Thousand dollars*) (4)	(5)
MEN'S, BOYS' CLOTHING STORES					
Stores analyzing merchandise line sales, total	[illegible]	[illegible]	[illegible]	...	...
Men's ready-made clothing	[illegible]	[illegible]	[illegible]	[illegible]	[illegible]
Men's furnishings	[illegible]	[illegible]	[illegible]	[illegible]	[illegible]
Men's hats and caps	[illegible]	[illegible]	[illegible]	[illegible]	[illegible]
Boys' wear	[illegible]	[illegible]	[illegible]	[illegible]	[illegible]
Custom-made men's clothing	[illegible]	[illegible]	[illegible]	[illegible]	[illegible]
Women's, misses', juniors' coats and suits	[illegible]	[illegible]	[illegible]	[illegible]	[illegible]
Men's, boys' leather footwear	[illegible]	[illegible]	[illegible]	[illegible]	[illegible]
Women's, misses', juniors' leather footwear	[illegible]	[illegible]	[illegible]	[illegible]	[illegible]
Rubber footwear	[illegible]	[illegible]	[illegible]	[illegible]	[illegible]
Other sales	[illegible]	[illegible]	...	...	...
Stores not analyzing merchandise line sales	[illegible]	...	[illegible]	...	...
MEN'S, BOYS' FURNISHINGS STORES					
Stores analyzing merchandise line sales, total	[illegible]	[illegible]	[illegible]	...	...
Men's furnishings	[illegible]	[illegible]	[illegible]	[illegible]	[illegible]
Men's ready-made clothing	[illegible]	[illegible]	[illegible]	[illegible]	[illegible]
Men's hats and caps	[illegible]	[illegible]	[illegible]	[illegible]	[illegible]
Boys' wear	[illegible]	[illegible]	[illegible]	[illegible]	[illegible]
Custom-made men's clothing	[illegible]	[illegible]	[illegible]	[illegible]	[illegible]
Men's, boys' leather footwear	[illegible]	[illegible]	[illegible]	[illegible]	[illegible]
Women's, misses', juniors' leather footwear	[illegible]	[illegible]	[illegible]	[illegible]	[illegible]
Rubber footwear	[illegible]	[illegible]	[illegible]	[illegible]	[illegible]
Other sales	[illegible]	[illegible]	...	...	...
Stores not analyzing merchandise line sales	[illegible]	...	[illegible]	...	...
FAMILY CLOTHING STORES					
Stores analyzing merchandise line sales, total	1,752,119	[illegible]	[illegible]	...	...
Men's ready-made clothing	[illegible]	[illegible]	[illegible]	[illegible]	[illegible]
Men's furnishings	[illegible]	[illegible]	[illegible]	[illegible]	[illegible]
Men's hats and caps	[illegible]	[illegible]	[illegible]	[illegible]	[illegible]
Boys' wear	[illegible]	[illegible]	[illegible]	[illegible]	[illegible]
Custom-made men's clothing	[illegible]	[illegible]	[illegible]	[illegible]	[illegible]
Women's, misses', juniors' coats and suits	[illegible]	[illegible]	[illegible]	[illegible]	[illegible]
Women's, misses', juniors' dresses	[illegible]	[illegible]	[illegible]	[illegible]	[illegible]
Housedresses and uniforms	[illegible]	[illegible]	[illegible]	[illegible]	[illegible]
Custom-made women's apparel	[illegible]	[illegible]	[illegible]	[illegible]	[illegible]
Fur garments and furs	[illegible]	[illegible]	[illegible]	[illegible]	[illegible]
Blouses, skirts, sportswear	[illegible]	[illegible]	[illegible]	[illegible]	[illegible]
Girls' and teen-age wear	[illegible]	[illegible]	[illegible]	[illegible]	[illegible]
Infants' wear	[illegible]	[illegible]	[illegible]	[illegible]	[illegible]
Underwear, slips, negligees, robes	[illegible]	[illegible]	[illegible]	[illegible]	[illegible]
Corsets and brassieres	[illegible]	[illegible]	[illegible]	[illegible]	[illegible]
Women's, children's hosiery	[illegible]	[illegible]	[illegible]	[illegible]	[illegible]
Millinery	[illegible]	[illegible]	[illegible]	[illegible]	[illegible]
Handbags, other accessories	[illegible]	[illegible]	[illegible]	[illegible]	[illegible]
Men's, boys' leather footwear	[illegible]	[illegible]	[illegible]	[illegible]	[illegible]
Women's, misses', juniors' leather footwear	[illegible]	[illegible]	[illegible]	[illegible]	[illegible]
Rubber footwear	1,136	0.[illegible]	4,308	4,[illegible]002	[illegible]
Other sales	98,[illegible]	[illegible]	...	...	...
Stores not analyzing merchandise line sales	[illegible]	...	[illegible]	...	...
WOMEN'S READY-TO-WEAR STORES					
Stores analyzing merchandise line sales, total	[illegible]	[illegible]	[illegible]	...	...
Women's, misses', juniors' coats and suits	[illegible]	[illegible]	[illegible]	[illegible]	[illegible]
Women's, misses', juniors' dresses	1,[illegible]	[illegible]	[illegible]	[illegible]	[illegible]
Housedresses and uniforms	[illegible]	[illegible]	[illegible]	[illegible]	[illegible]
Custom-made women's apparel	[illegible]	[illegible]	[illegible]	[illegible]	[illegible]
Fur garments and furs	[illegible]	[illegible]	[illegible]	[illegible]	[illegible]
Blouses, skirts, sportswear	[illegible]	[illegible]	[illegible]	[illegible]	[illegible]
Girls' and teen-age wear	[illegible]	[illegible]	[illegible]	[illegible]	[illegible]
Infants' wear	[illegible]	[illegible]	[illegible]	[illegible]	[illegible]
Underwear, slips, negligees, robes	[illegible]	[illegible]	[illegible]	[illegible]	[illegible]
Corsets and brassieres	[illegible]	[illegible]	[illegible]	[illegible]	[illegible]
Women's, children's hosiery	[illegible]	[illegible]	[illegible]	[illegible]	[illegible]
Millinery	[illegible]	[illegible]	[illegible]	[illegible]	[illegible]
Handbags, other accessories	[illegible]	[illegible]	[illegible]	[illegible]	[illegible]
Women's, misses', juniors' leather footwear	[illegible]	[illegible]	[illegible]	[illegible]	[illegible]
Men's furnishings	[illegible]	[illegible]	[illegible]	[illegible]	[illegible]
Boys' wear	[illegible]	[illegible]	[illegible]	[illegible]	[illegible]
Other sales	[illegible]	[illegible]	...	...	...
Stores not analyzing merchandise line sales	[illegible]	...	[illegible]	...	...
MILLINERY STORES					
Stores analyzing merchandise line sales, total	[illegible]	[illegible]	[illegible]	...	...
Millinery	[illegible]	[illegible]	[illegible]	[illegible]	[illegible]
Women's, children's hosiery	[illegible]	[illegible]	[illegible]	[illegible]	[illegible]
Handbags, other accessories	[illegible]	[illegible]	[illegible]	[illegible]	[illegible]
Other sales	[illegible]	[illegible]	...	...	...
Stores not analyzing merchandise line sales	[illegible]	...	[illegible]	...	...
HOSIERY STORES					
Stores analyzing merchandise line sales, total	[illegible]	[illegible]	[illegible]	...	...
Women's, children's hosiery	[illegible]	[illegible]	[illegible]	[illegible]	[illegible]
Underwear, slips, negligees, robes	[illegible]	[illegible]	[illegible]	[illegible]	[illegible]
Corsets and brassieres	[illegible]	[illegible]	[illegible]	[illegible]	[illegible]
Other sales	[illegible]	[illegible]	...	...	...
Stores not analyzing merchandise line sales	[illegible]	...	[illegible]	...	...
CORSET, LINGERIE STORES					
Stores analyzing merchandise line sales, total	71,[illegible]	100.0	[illegible]	...	...
Underwear, slips, negligees, robes	[illegible]	[illegible]	[illegible]	[illegible]	[illegible]
Corsets and brassieres	42,[illegible]	[illegible]	[illegible]	[illegible]	[illegible]
Blouses, skirts, sportswear	[illegible]	[illegible]	[illegible]	[illegible]	[illegible]
Women's, children's hosiery	[illegible]	[illegible]	[illegible]	[illegible]	[illegible]
Handbags, other accessories	[illegible]	[illegible]	[illegible]	[illegible]	[illegible]
Other sales	[illegible]	[illegible]	...	...	...
Stores not analyzing merchandise line sales	[illegible]	...	[illegible]	...	...
APPAREL ACCESSORY, SPECIALTY STORES					
Stores analyzing merchandise line sales, total	[illegible]	100.0	[illegible]	...	...
Blouses, skirts, sportswear	[illegible]	[illegible]	[illegible]	[illegible]	[illegible]
Housedresses and uniforms	[illegible]	[illegible]	[illegible]	[illegible]	[illegible]
Girls' and teen-age wear	[illegible]	[illegible]	[illegible]	[illegible]	[illegible]
Infants' wear	[illegible]	[illegible]	[illegible]	[illegible]	[illegible]
Underwear, slips, negligees, robes	[illegible]	[illegible]	[illegible]	[illegible]	[illegible]
Corsets and brassieres	[illegible]	[illegible]	[illegible]	[illegible]	[illegible]
Women's, children's hosiery	[illegible]	[illegible]	[illegible]	[illegible]	[illegible]
Handbags, other accessories	[illegible]	[illegible]	[illegible]	[illegible]	[illegible]
Other sales	[illegible]	[illegible]	[illegible]	[illegible]	[illegible]
Stores not analyzing merchandise line sales	[illegible]	...	[illegible]	...	...
MEN'S SHOE STORES					
Stores analyzing merchandise line sales, total	[illegible]	100.0	[illegible]	...	...
Men's, boys' leather footwear	[illegible]	[illegible]	[illegible]	[illegible]	[illegible]
Women's, misses', juniors' leather footwear	[illegible]	[illegible]	[illegible]	[illegible]	[illegible]
Rubber footwear	[illegible]	[illegible]	[illegible]	[illegible]	[illegible]
Men's furnishings	[illegible]	[illegible]	[illegible]	[illegible]	[illegible]
Men's hats and caps	[illegible]	[illegible]	[illegible]	[illegible]	[illegible]
Handbags, other accessories	[illegible]	[illegible]	[illegible]	[illegible]	[illegible]
Other sales	[illegible]	[illegible]	...	...	...
Stores not analyzing merchandise line sales	[illegible]	...	[illegible]	...	...
WOMEN'S SHOE STORES					
Stores analyzing merchandise line sales, total	376,904	100.0	[illegible]	...	...
Women's, misses', juniors' leather footwear	316,836	84.1	[illegible]	376,904	84.1
Men's, boys' leather footwear	[illegible]	[illegible]	[illegible]	[illegible]	[illegible]
Rubber footwear	[illegible]	[illegible]	[illegible]	[illegible]	[illegible]
Women's, children's hosiery	[illegible]	[illegible]	[illegible]	[illegible]	[illegible]
Millinery	[illegible]	[illegible]	[illegible]	[illegible]	[illegible]
Handbags, other accessories	[illegible]	[illegible]	[illegible]	[illegible]	[illegible]
Other sales	[illegible]	[illegible]	...	...	...
Stores not analyzing merchandise line sales	[illegible]	...	[illegible]	...	...
FAMILY SHOE STORES					
Stores analyzing merchandise line sales, total	858,611	100.0	[illegible]	...	...
Men's, boys' leather footwear	[illegible]	[illegible]	[illegible]	[illegible]	[illegible]
Women's, misses', juniors' leather footwear	[illegible]	[illegible]	[illegible]	[illegible]	[illegible]
Rubber footwear	[illegible]	[illegible]	[illegible]	[illegible]	[illegible]
Men's furnishings	[illegible]	[illegible]	[illegible]	[illegible]	[illegible]
Women's, children's hosiery	[illegible]	[illegible]	[illegible]	[illegible]	[illegible]
Handbags, other accessories	[illegible]	[illegible]	[illegible]	[illegible]	[illegible]
Other sales	[illegible]	[illegible]	...	...	...
Stores not analyzing merchandise line sales	[illegible]	...	[illegible]	...	...
FURRIERS, FUR SHOPS					
Stores analyzing merchandise line sales, total	[illegible]	[illegible]	[illegible]	...	...
Fur garments and furs	[illegible]	[illegible]	[illegible]	[illegible]	[illegible]
Women's, misses', juniors' coats and suits	[illegible]	[illegible]	[illegible]	[illegible]	[illegible]
Other sales	[illegible]	[illegible]	...	...	...
Stores not analyzing merchandise line sales	[illegible]	...	[illegible]	...	...
CHILDREN'S, INFANTS' WEAR STORES					
Stores analyzing merchandise line sales, total	[illegible]	[illegible]	[illegible]	...	...
Infants' wear	[illegible]	[illegible]	[illegible]	[illegible]	[illegible]
Boys' wear	[illegible]	[illegible]	[illegible]	[illegible]	[illegible]
Blouses, skirts, sportswear	[illegible]	[illegible]	[illegible]	[illegible]	[illegible]
Girls' and teen-age wear	[illegible]	[illegible]	[illegible]	[illegible]	[illegible]
Underwear, slips, negligees, robes	[illegible]	[illegible]	[illegible]	[illegible]	[illegible]
Women's, children's hosiery	[illegible]	[illegible]	[illegible]	[illegible]	[illegible]
Other sales	[illegible]	[illegible]	...	...	...
Stores not analyzing merchandise line sales	[illegible]	...	[illegible]	...	...

Table 19B.—MERCHANDISE LINE SALES—APPAREL GROUP—KIND OF BUSINESS, BY GEOGRAPHIC DIVISION* 1948

[Data based on sample. See text for description of sample and other explanatory material.]

Kind of business and merchandise line	Merchandise line sales		Stores handling merchandise line		Col. 1 as percent of col. 4	Merchandise line sales		Stores handling merchandise line		Col. 1 as percent of col. 4	Merchandise line sales		Stores handling merchandise line		Col. 1 as percent of col. 4
	Amount (Thousand dollars) (1)	Percent distribution (2)	Number (3)	Total sales (Thousand dollars) (4)	(5)	Amount (Thousand dollars) (1)	Percent distribution (2)	Number (3)	Total sales (Thousand dollars) (4)	(5)	Amount (Thousand dollars) (1)	Percent distribution (2)	Number (3)	Total sales (Thousand dollars) (4)	(5)
MEN'S, BOYS' CLOTHING STORES	NEW ENGLAND					MIDDLE ATLANTIC					EAST NORTH CENTRAL				
Stores analyzing merchandise line sales, total	108,691	100.0	1,225	...	...	428,348	100.0	3,630	...	...	334,157	100.0	2,582	...	...
Men's ready-made clothing	65,436	60.2	1,225	108,691	60.2	293,908	68.6	3,630	428,348	68.6	202,734	60.7	2,582	334,157	60.7
Men's furnishings	23,166	21.3	901	84,832	27.3	80,734	18.9	2,244	304,840	26.5	77,163	23.1	2,040	283,057	27.3
Men's hats and caps	3,411	3.1	710	67,230	5.1	10,348	2.4	1,629	212,823	4.9	13,070	3.9	1,703	236,823	5.5
Boys' wear	6,584	6.1	434	51,237	12.9	19,774	4.6	1,185	164,190	12.0	13,136	3.9	878	116,089	11.3
Custom-made men's clothing	969	0.9	76	10,347	9.4	3,317	0.8	214	31,558	10.5	2,954	0.9	270	33,825	8.7
Women's, misses', juniors' coats and suits	414	0.4	26	5,900	7.0	1,843	0.4	58	16,948	10.9	2,799	0.8	91	39,433	7.1
Men's, boys' leather footwear	3,883	3.6	349	41,347	9.4	9,299	2.2	874	127,998	7.3	10,400	3.0	850	130,430	8.0
Women's, misses', juniors' leather footwear	429	0.4	54	3,560	12.1	383	0.1	57	5,449	7.0	1,024	0.3	124	14,767	6.9
Rubber footwear	760	0.7	215	14,769	5.1	1,323	0.3	559	31,979	4.1	1,004	0.4	437	43,842	2.3
Other sales	3,639	3.3	...	...	...	7,419	1.7	...	...	...	9,873	3.0	...	...	...
Stores not analyzing merchandise line sales	2,380	...	21	...	...	13,094	...	148	...	...	14,910	...	127	...	...
	WEST NORTH CENTRAL					SOUTH ATLANTIC					EAST SOUTH CENTRAL				
Stores analyzing merchandise line sales, total	151,105	100.0	1,491	...	...	177,110	100.0	1,803	...	...	65,547	100.0	607	...	...
Men's ready-made clothing	82,774	54.8	1,491	151,105	54.8	108,101	61.0	1,803	177,110	61.0	37,376	57.0	607	65,547	57.0
Men's furnishings	34,280	22.7	1,233	134,258	25.5	37,325	21.1	1,315	138,386	27.0	14,094	21.5	449	52,752	26.7
Men's hats and caps	7,179	4.8	1,171	123,934	5.8	7,572	4.3	1,134	119,389	6.3	3,471	5.3	424	50,571	6.9
Boys' wear	7,169	4.7	747	73,924	9.7	5,813	3.3	503	49,476	11.7	2,776	4.2	199	21,492	12.9
Custom-made men's clothing	2,175	1.4	310	23,730	9.2	1,689	1.0	163	18,973	8.9	628	1.0	70	5,061	12.4
Women's, misses', juniors' coats and suits	428	0.3	25	7,067	6.1	501	0.3	39	7,795	6.4	785	1.2	40	7,994	9.8
Men's, boys' leather footwear	9,065	6.0	793	89,473	10.1	9,560	5.4	772	88,936	10.7	4,420	6.7	285	38,644	11.4
Women's, misses', juniors' leather footwear	559	0.4	102	5,675	9.9	407	0.2	35	4,607	8.8	251	0.4	24	1,801	14.0
Rubber footwear	1,222	0.8	480	41,427	2.9	515	0.3	264	20,058	2.6	171	0.3	75	6,535	2.6
Other sales	6,254	4.1	...	...	...	5,627	3.1	...	...	...	1,575	2.4	...	...	...
Stores not analyzing merchandise line sales	6,239	...	65	...	...	5,004	...	72	...	...	1,125	...	9	...	...
	WEST SOUTH CENTRAL					MOUNTAIN					PACIFIC				
Stores analyzing merchandise line sales, total	92,921	100.0	785	...	...	34,187	100.0	378	...	...	159,822	100.0	1,424	...	...
Men's ready-made clothing	50,648	54.5	785	92,921	54.5	18,593	54.4	378	34,187	54.4	96,021	60.1	1,424	159,822	60.1
Men's furnishings	19,851	21.4	566	75,067	26.4	7,569	22.2	261	27,275	27.8	35,362	22.1	983	127,697	27.7
Men's hats and caps	5,350	5.8	503	70,074	7.6	1,750	5.1	237	26,249	6.7	6,454	4.1	757	117,377	5.5
Boys' wear	4,079	4.4	257	34,115	12.0	1,556	4.6	139	11,711	13.3	5,483	3.4	354	38,992	14.1
Custom-made men's clothing	401	0.4	57	6,147	6.5	166	0.5	45	3,351	5.0	1,140	0.7	111	9,936	11.5
Women's, misses', juniors' coats and suits	756	0.8	20	7,473	10.1	347	1.0	14	2,315	15.0	2,241	1.4	64	26,766	8.4
Men's, boys' leather footwear	7,808	8.4	523	62,043	12.6	2,301	6.7	194	18,427	12.5	7,676	4.8	541	87,443	8.8
Women's, misses', juniors' leather footwear	566	0.6	64	4,721	12.0	177	0.5	32	2,060	8.6	406	0.3	39	4,453	9.1
Rubber footwear	388	0.4	170	12,060	3.2	179	0.5	74	8,397	2.1	522	0.3	202	15,956	3.3
Other sales	3,074	3.3	...	...	...	1,549	4.5	...	...	...	4,517	2.8	...	...	...
Stores not analyzing merchandise line sales	4,235	...	44	...	...	2,081	...	21	...	...	5,620	...	78	...	...
MEN'S, BOYS' FURNISHINGS STORES	NEW ENGLAND					MIDDLE ATLANTIC					EAST NORTH CENTRAL				
Stores analyzing merchandise line sales, total	38,622	100.0	737	...	...	191,249	100.0	3,227	...	...	137,730	100.0	2,100	...	...
Men's furnishings	24,855	64.4	711	37,563	66.2	137,234	71.7	3,059	186,536	73.6	88,172	64.0	2,053	135,298	65.2
Men's ready-made clothing	5,230	13.5	219	16,932	30.9	16,626	8.7	689	56,427	29.5	18,397	13.4	791	65,562	28.1
Men's hats and caps	3,740	9.7	455	25,918	14.4	19,042	10.0	1,630	103,369	18.4	13,576	9.8	1,587	109,616	12.4
Boys' wear	1,935	5.0	231	15,284	12.7	5,499	2.9	684	42,806	12.8	5,002	3.6	640	46,208	10.8
Custom-made men's clothing	100	0.3	11	1,252	8.0	556	0.3	128	7,181	7.7	463	0.3	64	6,213	7.4
Men's, boys' leather footwear	1,563	4.0	187	15,017	10.4	5,409	2.8	698	43,356	12.5	6,228	4.5	716	50,417	12.4
Women's, misses', juniors' leather footwear	170	0.4	25	1,885	9.0	576	0.3	110	6,945	8.3	731	0.5	120	7,179	10.2
Rubber footwear	330	0.9	111	7,758	4.3	1,325	0.7	539	30,475	4.3	1,077	0.8	464	27,383	3.9
Other sales	699	1.8	...	...	...	4,982	2.6	...	...	...	4,084	3.1	...	...	...
Stores not analyzing merchandise line sales	718	...	35	...	...	2,779	...	49	...	...	1,183	...	23	...	...
	WEST NORTH CENTRAL					SOUTH ATLANTIC					PACIFIC				
Stores analyzing merchandise line sales, total	31,038	100.0	533	...	...	42,429	100.0	686	...	...	54,937	100.0	886	...	...
Men's furnishings	15,918	51.3	510	29,916	53.2	26,494	62.4	686	42,489	62.4	34,540	62.9	855	53,051	65.1
Men's ready-made clothing	5,559	17.9	267	20,367	27.3	6,894	16.2	333	23,059	29.8	8,355	15.2	409	33,328	25.1
Men's hats and caps	3,042	9.8	395	24,583	12.4	3,290	7.7	428	26,236	12.5	5,228	9.5	568	40,818	12.8
Boys' wear	1,429	4.6	277	16,608	8.6	1,291	3.0	161	8,787	14.7	1,114	2.0	172	12,895	8.6
Custom-made men's clothing	184	0.6	30	1,845	10.0	197	0.5	22	2,089	9.4	239	0.4	50	3,853	6.2
Men's, boys' leather footwear	2,238	7.2	285	17,461	12.8	2,477	5.8	301	17,171	14.4	3,601	6.6	308	26,134	13.8
Women's, misses', juniors' leather footwear	183	0.6	31	1,254	14.6	373	0.9	56	2,941	12.7	43	0.1	7	760	5.7
Rubber footwear	661	2.1	221	12,699	5.2	249	0.6	136	6,820	3.7	223	0.4	120	9,652	2.3
Other sales	1,824	5.9	...	...	...	1,224	2.9	...	...	...	1,594	2.9	...	...	...
Stores not analyzing merchandise line sales	869	...	11	...	...	2,010	...	28	...	...	922	...	6	...	...

See footnotes at end of table.

Table 19B.—MERCHANDISE LINE SALES—APPAREL GROUP—KIND OF BUSINESS, BY GEOGRAPHIC DIVISION: 1948—Con.

[Data based on sample See text for description of sample and other explanatory material.]

Kind of business and merchandise line	Merchandise line sales		Stores handling merchandise line		Col. 1 as percent of col. 4
	Amount (*Thousand dollars*)	Percent distribution	Number	Total sales (*Thousand dollars*)	
	(1)	(2)	(3)	(4)	(5)
NEW ENGLAND					
FAMILY CLOTHING STORES					
Stores analyzing merchandise line sales, total	[illegible]	100.0	789	...	...
Men's ready-made clothing	24,433	23.9	69[illegible]	91,942	26.6
Men's furnishings	1,[illegible]12	10.[illegible]	615	84,898	12.[illegible]
Men's hats and caps	1,464	1.4	36[illegible]	61,051	2.4
Boys' wear	[illegible],088	6.9	572	78,225	9.1
Custom-made men's clothing	105	0.1	9	2,960	3.5
Women's, misses', juniors' coats and suits	24,404	24.1	437	85,439	17.
Women's, misses', juniors' dresses	11,497	11.[illegible]	581	91,328	12.[illegible]
Housedresses and uniforms	1,358	1.3	387	34,024	4.[illegible]
Custom-made women's apparel	360	0.4	44	2,864	12.6
Fur garments and furs	[illegible]79	0.8	160	43,141	1.8
Blouses, skirts, sportswear	4,239	4.1	484	80,102	5.3
Girls' and teen-age wear	3,343	3.3	410	59,796	5.6
Infants' wear	2,651	2.6	339	41,116	6.4
Underwear, slips, negligees, robes	3,239	3.2	448	54,371	6.0
Corsets and brassieres	1,250	1.2	277	42,413	2.9
Women's, children's hosiery	2,888	2.8	442	63,887	4.5
Millinery	560	0.5	89	22,702	2.5
Handbags, other accessories	1,688	1.7	187	50,002	3.4
Men's, boys' leather footwear	2,702	2.6	332	52,458	5.2
Women's, misses', juniors' leather footwear	2,973	2.9	305	36,968	8.0
Rubber footwear	699	0.7	206	15,823	4.4
Other sales	3,984	3.9	...	...	...
Stores not analyzing merchandise line sales	6,153	...	61	...	...
MIDDLE ATLANTIC					
Stores analyzing merchandise line sales, total	458,698	100.0	2,103	...	...
Men's ready-made clothing	88,650	19.3	1,559	379,934	23.3
Men's furnishings	40,518	8.8	1,684	409,727	9.9
Men's hats and caps	3,033	0.7	931	214,028	1.4
Boys' wear	19,493	4.2	1,434	409,543	4.8
Custom-made men's clothing	1,192	0.3	36	50,447	2.4
Women's, misses', juniors' coats and suits	64,897	14.2	1,279	429,439	15.1
Women's, misses', juniors' dresses	66,809	14.6	1,629	402,284	16.6
Housedresses and uniforms	4,177	0.9	1,041	182,685	2.3
Custom-made women's apparel	1,569	0.3	109	54,104	2.9
Fur garments and furs	3,202	0.7	220	117,628	2.7
Blouses, skirts, sportswear	25,124	5.5	1,183	386,548	6.5
Girls' and teen-age wear	17,179	3.7	1,145	332,373	5.2
Infants' wear	12,485	2.7	1,072	294,696	4.2
Underwear, slips, negligees, robes	18,886	4.1	1,236	361,495	5.2
Corsets and brassieres	7,310	1.6	738	281,828	2.6
Women's, children's hosiery	12,306	2.7	1,068	349,924	3.5
Millinery	8,352	1.8	338	287,839	2.9
Handbags, other accessories	17,876	3.9	508	322,620	5.5
Men's, boys' leather footwear	7,287	1.6	810	248,504	2.9
Women's, misses', juniors' leather footwear	18,682	4.1	700	287,159	6.5
Rubber footwear	1,291	0.3	551	36,448	3.5
Other sales	18,380	4.0	...	...	...
Stores not analyzing merchandise line sales	9,406	...	122	...	...
EAST NORTH CENTRAL					
Stores analyzing merchandise line sales, total	311,275	100.0	1,848	...	...
Men's ready-made clothing	83,605	26.9	1,459	275,086	30.4
Men's furnishings	35,126	11.3	1,557	258,227	13.6
Men's hats and caps	5,145	1.6	1,216	211,068	2.4
Boys' wear	12,324	4.0	1,327	230,255	5.3
Custom-made men's clothing	1,104	0.3	120	23,380	4.7
Women's, misses', juniors' coats and suits	45,759	14.7	1,267	270,937	16.9
Women's, misses', juniors' dresses	33,550	10.8	1,604	279,064	12.0
Housedresses and uniforms	3,005	1.0	919	97,111	3.1
Custom-made women's apparel	2,182	0.7	170	17,998	12.1
Fur garments and furs	3,994	1.3	348	120,665	3.3
Blouses, skirts, sportswear	11,647	3.7	1,285	244,066	4.8
Girls' and teen-age wear	7,141	2.3	1,069	176,739	4.0
Infants' wear	4,587	1.5	977	131,934	3.5
Underwear, slips, negligees, robes	8,118	2.6	1,215	214,042	3.8
Corsets and brassieres	2,936	0.9	796	167,460	1.7
Women's, children's hosiery	5,859	1.9	1,154	198,105	3.0
Millinery	2,928	0.9	421	139,518	2.1
Handbags, other accessories	5,143	1.6	754	177,832	2.9
Men's, boys' leather footwear	9,824	3.2	1,054	193,146	5.1
Women's, misses', juniors' leather footwear	11,864	3.8	952	107,557	11.0
Rubber footwear	2,482	0.8	722	94,945	2.6
Other sales	12,952	4.2	...	...	...
Stores not analyzing merchandise line sales	7,558	...	82	...	...
WEST NORTH CENTRAL					
Stores analyzing merchandise line sales, total	162,096	100.0	1,003	...	...
Men's ready-made clothing	36,472	22.5	756	147,640	24.7
Men's furnishings	20,130	12.4	879	149,787	13.4
Men's hats and caps	3,350	2.1	732	132,098	2.5
Boys' wear	6,922	4.3	764	137,089	5.0
Custom-made men's clothing	451	0.3	82	6,964	6.5
Women's, misses', juniors' coats and suits	19,858	12.3	837	153,071	13.0
Women's, misses', juniors' dresses	16,059	9.9	882	155,699	10.3
Housedresses and uniforms	2,079	1.3	591	76,368	2.7
Custom-made women's apparel	725	0.4	101	9,462	7.7
Fur garments and furs	1,269	0.8	139	66,931	1.9
Blouses, skirts, sportswear	5,693	3.5	759	138,655	4.1
Girls' and teen-age wear	3,604	2.2	620	99,893	3.6
Infants' wear	2,347	1.5	524	76,741	3.0
Underwear, slips, negligees, robes	4,406	2.7	747	133,564	3.3
Corsets and brassieres	1,691	1.0	581	95,477	1.8
Women's, children's hosiery	3,907	2.4	760	138,089	2.8
Millinery	1,955	1.2	291	95,241	2.0
Handbags, other accessories	2,458	1.5	473	109,653	2.2
Men's, boys' leather footwear	7,685	4.7	729	124,421	6.2
Women's, misses', juniors' leather footwear	9,226	5.7	703	119,434	7.7
Rubber footwear	1,153	0.7	448	58,428	2.0
Other sales	10,658	6.6	...	...	...
Stores not analyzing merchandise line sales	3,692	...	40	...	...
SOUTH ATLANTIC					
Stores analyzing merchandise line sales, total	231,209	100.0	2,255	...	...
Men's ready-made clothing	49,229	21.3	2,001	216,579	22.7
Men's furnishings	21,712	9.4	1,839	200,411	10.8
Men's hats and caps	4,470	1.9	1,554	171,010	2.6
Boys' wear	8,916	3.8	1,605	169,318	5.3
Custom-made men's clothing	1,050	0.4	215	16,777	6.3
Women's, misses', juniors' coats and suits	28,830	12.5	1,797	203,255	14.2
Women's, misses', juniors' dresses	26,721	11.6	2,056	212,268	12.6
Housedresses and uniforms	3,218	1.4	1,155	111,897	2.9
Custom-made women's apparel	1,801	0.8	244	20,665	8.7
Fur garments and furs	999	0.4	321	51,848	1.9
Blouses, skirts, sportswear	8,714	3.8	1,636	183,577	4.7
Girls' and teen-age wear	6,022	2.6	1,305	136,021	4.4
Infants' wear	4,458	1.9	1,041	113,349	3.9
Underwear, slips, negligees, robes	7,521	3.3	1,601	178,292	4.2
Corsets and brassieres	2,065	0.9	1,022	126,974	1.6
Women's, children's hosiery	4,648	2.0	1,420	164,180	2.8
Millinery	2,776	1.2	926	126,909	2.2
Handbags, other accessories	3,687	1.6	1,154	147,249	2.5
Men's, boys' leather footwear	13,972	6.0	1,590	176,236	7.9
Women's, misses', juniors' leather footwear	15,780	6.8	1,461	152,968	10.3
Rubber footwear	1,758	0.8	769	69,034	2.5
Other sales	12,962	5.6	...	...	...
Stores not analyzing merchandise line sales	8,909	...	112	...	...
EAST SOUTH CENTRAL					
Stores analyzing merchandise line sales, total	125,460	100.0	1,282	...	...
Men's ready-made clothing	22,638	18.1	1,086	117,541	19.2
Men's furnishings	10,683	8.5	1,076	110,369	9.7
Men's hats and caps	2,695	2.2	1,004	96,267	2.8
Boys' wear	5,563	4.5	969	104,581	5.3
Custom-made men's clothing	426	0.3	111	8,120	5.2
Women's, misses', juniors' coats and suits	15,222	12.1	1,064	113,906	13.4
Women's, misses', juniors' dresses	13,206	10.5	1,145	114,894	11.5
Housedresses and uniforms	2,135	1.7	797	73,479	2.9
Custom-made women's apparel	918	0.7	159	11,548	7.9
Fur garments and furs	377	0.3	140	26,595	1.4
Blouses, skirts, sportswear	3,988	3.2	947	102,508	3.9
Girls' and teen-age wear	3,627	2.9	879	86,076	4.2
Infants' wear	1,842	1.5	782	70,372	2.6
Underwear, slips, negligees, robes	3,748	3.0	1,022	102,608	3.6
Corsets and brassieres	1,031	0.8	671	74,128	1.4
Women's, children's hosiery	2,582	2.1	960	95,259	2.7
Millinery	1,348	1.1	537	64,191	2.1
Handbags, other accessories	1,793	1.4	715	86,763	2.1
Men's, boys' leather footwear	8,921	7.1	1,078	101,504	8.8
Women's, misses', juniors' leather footwear	10,462	8.3	995	91,487	11.4
Rubber footwear	1,417	1.1	650	48,756	2.9
Other sales	10,838	8.6	...	...	...
Stores not analyzing merchandise line sales	6,102	...	87	...	...
WEST SOUTH CENTRAL					
Stores analyzing merchandise line sales, total	135,546	100.0	1,423	...	...
Men's ready-made clothing	26,045	19.4	1,226	171,592	21.0
Men's furnishings	20,870	11.2	1,167	165,900	12.6
Men's hats and caps	4,930	2.7	1,00[illegible]	143,148	3.4
Boys' wear	7,739	4.2	1,120	143,021	5.[illegible]
Custom-made men's clothing	1,095	0.6	142	29,355	3.7
Women's, misses', juniors' coats and suits	19,445	10.4	1,132	165,649	11.[illegible]
Women's, misses', juniors' dresses	18,884	10.2	1,229	166,409	11.3
Housedresses and uniforms	2,566	1.4	838	87,198	2.9
Custom-made women's apparel	1,153	0.6	161	21,088	5.5
Fur garments and furs	926	0.5	153	42,552	2.2
Blouses, skirts, sportswear	5,655	3.0	938	134,163	4.2
Girls' and teen-age wear	4,292	2.3	840	110,199	3.9
Infants' wear	2,346	1.3	821	91,188	2.6
Underwear, slips, negligees, robes	6,647	3.6	998	144,453	4.6
Corsets and brassieres	2,511	1.4	703	114,053	2.2
Women's, children's hosiery	4,358	2.3	945	136,736	3.2
Millinery	2,518	1.4	643	101,173	2.5
Handbags, other accessories	4,479	2.4	1[illegible]3	126,577	3.5
Men's, boys' leather footwear	11,496	6.2	1,[illegible]61	146,796	7.8
Women's, misses', juniors' leather footwear	11,919	6.4	1,013	129,170	9.4
Rubber footwear	1,446	0.8	486	57,23[illegible]	2.5
Other sales	14,298	7.7	...	...	...
Stores not analyzing merchandise line sales	1[illegible],5[illegible]3	...	11[illegible]	...	...
MOUNTAIN					
Stores analyzing merchandise line sales, total	49,366	100.0	394	...	...
Men's ready-made clothing	8,393	17.0	346	45,365	18.5
Men's furnishings	5,860	11.9	351	43,400	13.5
Men's hats and caps	1,805	3.7	322	40,661	4.4
Boys' wear	1,876	3.8	299	33,742	5.6
Custom-made men's clothing	159	0.3	29	3,105	5.1
Women's, misses', juniors' coats and suits	4,711	9.5	322	45,507	10.4
Women's, misses', juniors' dresses	3,597	7.3	320	42,636	8.4
Housedresses and uniforms	531	1.1	201	26,694	2.0
Custom-made women's apparel	657	1.3	117	8,948	7.3
Fur garments and furs	421	0.8	95	16,334	2.6
Blouses, skirts, sportswear	1,882	3.8	256	38,962	4.8
Girls' and teen-age wear	1,066	2.2	269	31,337	3.4
Infants' wear	1,042	2.1	236	24,079	4.3
Underwear, slips, negligees, robes	1,379	2.8	255	35,346	3.9
Corsets and brassieres	558	1.1	188	28,888	1.9
Women's, children's hosiery	1,247	2.5	234	34,165	3.6
Millinery	479	1.0	140	24,404	2.
Handbags, other accessories	1,062	2.2	186	33,992	3.1
Men's, boys' leather footwear	3,482	7.0	321	40,486	8.6
Women's, misses', juniors' leather footwear	3,840	7.8	299	39,529	9.7
Rubber footwear	526	1.1	214	19,980	2.6
Other sales	4,773	9.7	...	...	...
Stores not analyzing merchandise line sales	4,655	...	41	...	...
PACIFIC					
Stores analyzing merchandise line sales, total	131,862	100.0	711	...	...
Men's ready-made clothing	30,696	23.3	558	118,885	25.8
Men's furnishings	19,941	15.1	540	117,295	17.0
Men's hats and caps	2,610	2.0	408	103,165	2.5
Boys' wear	5,418	4.1	441	90,908	6.0
Custom-made men's clothing	788	0.6	60	8,250	9.6
Women's, misses', juniors' coats and suits	13,438	10.2	509	121,419	11.1
Women's, misses', juniors' dresses	10,881	8.3	604	122,796	8.9
Housedresses and uniforms	906	0.7	310	31,718	2.9
Custom-made women's apparel	912	0.7	109	18,836	4.8
Fur garments and furs	566	0.4	135	26,765	2.1
Blouses, skirts, sportswear	7,977	6.0	487	111,516	7.1
Girls' and teen-age wear	1,872	1.4	398	47,128	4.0
Infants' wear	1,680	1.3	363	46,928	3.6
Underwear, slips, negligees, robes	3,575	2.7	497	105,947	3.4
Corsets and brassieres	1,781	1.3	393	83,189	2.1
Women's, children's hosiery	2,569	1.9	439	96,584	2.7
Millinery	1,301	1.0	192	76,587	1.7
Handbags, other accessories	2,746	2.1	345	95,588	2.9
Men's, boys' leather footwear	5,771	4.4	440	104,187	5.5
Women's, misses', juniors' leather footwear	6,592	5.0	389	84,017	7.8
Rubber footwear	364	0.3	222	23,351	1.6
Other sales	9,478	7.2	...	...	...
Stores not analyzing merchandise line sales	2,861	...	58	...	...

Table 19B.—MERCHANDISE LINE SALES—APPAREL GROUP—KIND OF BUSINESS, BY GEOGRAPHIC DIVISION* 1948—Con.

[Data based on sample. See text for description of sample and other explanatory material.]

Column headings: Merchandise line sales — Amount (Thousand dollars) (1); Percent distribution (2). Stores handling merchandise line — Number (3); Total sales (Thousand dollars) (4). Col. 1 as percent of col. 4 (5).

WOMEN'S READY-TO-WEAR STORES

NEW ENGLAND

Kind of business and merchandise line	Amount (Thousand dollars) (1)	Percent distribution (2)	Number (3)	Total sales (Thousand dollars) (4)	Col. 1 as percent of col. 4 (5)
Stores analyzing merchandise line sales, total	246,951	100.0	2,161	...	...
Women's, misses', juniors' coats and suits	61,895	25.1	1,501	225,556	27.4
Women's, misses', juniors' dresses	76,799	31.1	2,069	240,988	31.9
Housedresses and uniforms	3,016	1.2	501	79,990	3.8
Custom-made women's apparel	1,304	0.5	174	11,594	11.2
Fur garments and furs	8,384	3.4	352	128,890	6.5
Blouses, skirts, sportswear	24,679	10.0	1,339	197,766	12.5
Girls' and teen-age wear	6,649	2.7	476	82,821	8.0
Infants' wear	3,608	1.5	392	72,150	5.0
Underwear, slips, negligees, robes	13,498	5.5	1,131	159,897	8.4
Corsets and brassieres	5,420	2.2	753	128,097	4.2
Women's, children's hosiery	7,789	3.2	999	148,185	5.3
Millinery	6,193	2.5	597	134,797	4.6
Handbags, other accessories	9,981	4.0	721	146,565	6.8
Women's, misses', juniors' leather footwear	5,563	2.2	128	74,816	7.4
Men's furnishings	671	0.3	90	29,758	2.3
Boys' wear	1,014	0.4	78	27,183	3.7
Other sales	10,488	4.2	...	...	...
Stores not analyzing merchandise line sales	14,881	...	177	...	...

MIDDLE ATLANTIC

Kind of business and merchandise line	(1)	(2)	(3)	(4)	(5)
Stores analyzing merchandise line sales, total	877,085	100.0	8,422	...	...
Women's, misses', juniors' coats and suits	205,461	23.4	4,401	721,190	28.5
Women's, misses', juniors' dresses	316,045	36.0	7,417	818,648	38.6
Housedresses and uniforms	12,496	1.4	1,611	212,960	5.9
Custom-made women's apparel	7,794	0.9	281	66,414	11.7
Fur garments and furs	22,521	2.6	602	377,231	6.0
Blouses, skirts, sportswear	81,790	9.3	3,668	628,861	13.0
Girls' and teen-age wear	17,609	2.0	1,129	265,942	6.6
Infants' wear	12,070	1.4	1,007	256,590	4.7
Underwear, slips, negligees, robes	54,194	6.2	3,331	547,700	9.9
Corsets and brassieres	19,478	2.2	2,229	443,360	4.4
Women's, children's hosiery	24,272	2.8	2,985	505,645	4.8
Millinery	16,303	1.9	1,340	426,587	3.8
Handbags, other accessories	27,372	3.1	2,001	497,375	5.5
Women's, misses', juniors' leather footwear	19,941	2.3	327	248,145	8.0
Men's furnishings	3,541	0.4	193	82,044	4.3
Boys' wear	5,988	0.7	255	116,040	5.2
Other sales	30,210	3.4	...	...	...
Stores not analyzing merchandise line sales	30,996	...	361	...	...

EAST NORTH CENTRAL

Kind of business and merchandise line	(1)	(2)	(3)	(4)	(5)
Stores analyzing merchandise line sales, total	641,787	100.0	4,944	...	...
Women's, misses', juniors' coats and suits	168,343	26.2	3,561	599,902	28.1
Women's, misses', juniors' dresses	197,434	30.8	4,784	628,941	31.4
Housedresses and uniforms	14,600	2.3	1,592	173,259	8.4
Custom-made women's apparel	6,373	1.0	258	34,184	18.6
Fur garments and furs	14,567	2.3	791	321,215	4.5
Blouses, skirts, sportswear	69,412	10.8	2,464	543,311	12.8
Girls' and teen-age wear	12,185	1.9	1,044	199,492	6.1
Infants' wear	6,899	1.1	864	147,298	4.7
Underwear, slips, negligees, robes	43,419	6.8	3,347	497,326	8.7
Corsets and brassieres	15,560	2.4	2,146	352,594	4.4
Women's, children's hosiery	21,704	3.4	3,031	461,339	4.7
Millinery	15,736	2.4	1,635	372,987	4.2
Handbags, other accessories	19,886	3.1	1,705	443,790	4.5
Women's, misses', juniors' leather footwear	18,501	2.9	375	193,633	9.6
Men's furnishings	1,093	0.2	109	24,152	4.5
Boys' wear	1,227	0.2	94	46,134	2.7
Other sales	14,848	2.3	...	...	...
Stores not analyzing merchandise line sales	28,456	...	486	...	...

WEST NORTH CENTRAL

Kind of business and merchandise line	(1)	(2)	(3)	(4)	(5)
Stores analyzing merchandise line sales, total	252,878	100.0	2,374	...	...
Women's, misses', juniors' coats and suits	65,103	25.7	1,842	237,974	27.4
Women's, misses', juniors' dresses	72,833	28.8	2,284	244,638	29.8
Housedresses and uniforms	5,204	2.1	1,098	105,605	4.9
Custom-made women's apparel	1,668	0.7	148	14,204	11.7
Fur garments and furs	5,642	2.2	311	123,903	4.6
Blouses, skirts, sportswear	23,019	9.1	1,726	217,535	10.6
Girls' and teen age wear	5,222	2.1	681	96,154	5.4
Infants' wear	3,131	1.2	548	72,492	4.3
Underwear, slips, negligees, robes	15,108	6.0	1,761	210,971	7.2
Corsets and brassieres	6,308	2.5	1,223	167,344	3.8
Women's, children's hosiery	8,106	3.2	1,498	196,094	4.1
Millinery	8,178	3.2	1,082	164,983	5.0
Handbags, other accessories	8,603	3.4	1,191	187,467	4.6
Women's, misses', juniors' leather footwear	10,837	4.3	267	88,403	12.2
Men's furnishings	225	0.1	81	10,559	2.1
Boys' wear	516	.2	69	26,048	2.0
Other sales	13,175	5.2	...	...	...
Stores not analyzing merchandise line sales	7,017	...	134	...	...

SOUTH ATLANTIC

Kind of business and merchandise line	(1)	(2)	(3)	(4)	(5)
Stores analyzing merchandise line sales, total	370,215	100.0	3,356	...	...
Women's, misses', juniors' coats and suits	88,501	23.9	2,690	344,998	25.6
Women's, misses', juniors' dresses	125,374	33.9	3,189	357,305	35.1
Housedresses and uniforms	4,231	1.1	671	60,819	7.0
Custom-made women's apparel	2,342	0.6	234	15,758	14.9
Fur garments and furs	5,686	1.5	547	174,016	3.3
Blouses, skirts, sportswear	39,401	10.6	2,309	296,316	13.3
Girls' and teen age wear	7,667	2.1	756	106,779	7.2
Infants' wear	2,976	0.8	495	64,280	4.6
Underwear, slips, negligees, robes	29,320	7.9	2,202	281,435	10.4
Corsets and brassieres	7,640	2.1	1,264	191,509	4.0
Women's, children's hosiery	11,867	3.2	1,702	285,615	4.8
Millinery	8,994	2.4	1,111	193,311	4.6
Handbags, other accessories	11,298	3.1	1,564	247,509	4.6
Women's, misses', juniors' leather footwear	11,489	3.1	448	94,116	12.2
Men's furnishings	579	0.2	81	10,083	5.7
Boys' wear	620	0.2	148	23,241	2.7
Other sales	12,230	3.3	...	...	...
Stores not analyzing merchandise line sales	15,438	...	149	...	...

EAST SOUTH CENTRAL

Kind of business and merchandise line	(1)	(2)	(3)	(4)	(5)
Stores analyzing merchandise line sales, total	144,988	100.0	1,220	...	...
Women's, misses', juniors' coats and suits	34,203	23.6	1,053	137,886	24.8
Women's, misses', juniors' dresses	40,387	27.9	1,135	140,213	28.8
Housedresses and uniforms	2,219	1.5	386	28,471	7.8
Custom-made women's apparel	805	0.6	87	6,716	12.0
Fur garments and furs	1,934	1.3	211	68,615	2.8
Blouses, skirts, sportswear	14,752	10.2	957	125,358	11.8
Girls' and teen age wear	[illegible]	[illegible]	334	[illegible]	7.2
Infants' wear	1,631	1.1	230	25,895	6.3
Underwear, slips, negligees, robes	12,602	8.7	1,312	[illegible]	9.4
Corsets and brassieres	3,249	2.2	589	85,837	3.8
Women's, children's hosiery	5,308	3.7	836	[illegible]	4.8
Millinery	[illegible]	[illegible]	605	[illegible]	4.9
Handbags, other accessories	[illegible]	[illegible]	672	113,644	[illegible]
Women's, misses', juniors' leather footwear	[illegible]	[illegible]	260	[illegible]	14.6
Men's furnishings	[illegible]	[illegible]	61	[illegible]	8.9
Boys' wear	[illegible]	.4	71	[illegible]	[illegible]
Other sales	6,311	4.4	...	...	...
Stores not analyzing merchandise line sales	[illegible]	...	84	...	...

WEST SOUTH CENTRAL

Kind of business and merchandise line	(1)	(2)	(3)	(4)	(5)
Stores analyzing merchandise line sales, total	234,821	100.0	2,031	...	...
Women's, misses', juniors' coats and suits	[illegible]	21.5	1,698	222,458	22.7
Women's, misses', juniors' dresses	71,592	30.5	1,372	225,738	31.7
Housedresses and uniforms	3,025	1.3	710	44,628	6.8
Custom-made women's apparel	1,660	0.7	165	9,557	17.4
Fur garments and furs	3,837	1.6	296	106,644	3.6
Blouses, skirts, sportswear	25,760	11.0	1,452	201,712	12.8
Girls' and teen age wear	3,843	1.6	538	59,364	6.5
Infants' wear	4,813	2.1	511	71,594	6.7
Underwear, slips, negligees, robes	19,541	8.3	1,531	209,853	9.3
Corsets and brassieres	5,204	2.2	1,021	137,669	3.8
Women's, children's hosiery	8,195	3.5	1,332	185,092	4.4
Millinery	6,499	2.8	782	128,265	5.1
Handbags, other accessories	7,311	3.1	1,028	175,715	4.2
Women's, misses', juniors' leather footwear	12,907	5.5	401	82,978	15.6
Men's furnishings	544	0.2	59	10,011	5.4
Boys' wear	523	0.2	131	9,882	5.3
Other sales	9,124	3.9	...	...	...
Stores not analyzing merchandise line sales	6,852	...	92	...	...

MOUNTAIN

Kind of business and merchandise line	(1)	(2)	(3)	(4)	(5)
Stores analyzing merchandise line sales, total	81,191	100.0	852	...	...
Women's, misses', juniors' coats and suits	18,681	23.0	710	76,266	24.5
Women's, misses', juniors' dresses	23,589	29.1	819	77,021	30.6
Housedresses and uniforms	1,241	1.5	326	17,614	7.0
Custom-made women's apparel	1,172	1.5	68	6,279	18.7
Fur garments and furs	1,493	1.8	187	36,013	4.1
Blouses, skirts, sportswear	9,841	12.1	703	73,102	13.5
Girls' and teen age wear	1,403	1.7	265	28,089	5.0
Infants' wear	910	1.1	188	21,479	4.2
Underwear, slips, negligees, robes	6,342	7.8	669	70,118	9.0
Corsets and brassieres	2,060	2.5	459	50,367	4.1
Women's, children's hosiery	2,772	3.4	588	62,236	4.4
Millinery	1,836	2.3	430	48,036	3.8
Handbags, other accessories	2,094	2.6	437	54,694	3.8
Women's, misses', juniors' leather footwear	3,296	4.1	111	25,249	13.0
Men's furnishings	253	0.3	20	10,545	2.4
Boys' wear	115	0.1	23	5,001	2.3
Other sales	4,093	5.1	...	...	...
Stores not analyzing merchandise line sales	6,639	...	108	...	...

PACIFIC

Kind of business and merchandise line	(1)	(2)	(3)	(4)	(5)
Stores analyzing merchandise line sales, total	350,953	100.0	3,360	...	...
Women's, misses', juniors' coats and suits	[illegible]	[illegible]	2,507	310,053	29.4
Women's, misses', juniors' dresses	96,214	[illegible]	3,232	321,431	29.9
Housedresses and uniforms	3,712	[illegible]	860	69,955	5.3
Custom-made women's apparel	2,983	.8	158	39,372	7.6
Fur garments and furs	5,000	1.4	235	134,208	3.7
Blouses, skirts, sportswear	51,463	14.7	2,416	285,900	18.
Girls' and teen age wear	7,370	2.1	594	103,499	7.1
Infants' wear	3,722	1.1	44	83,250	4.5
Underwear, slips, negligees, robes	23,270	6.6	2,154	240,684	9.7
Corsets and brassieres	9,143	2.6	1,405	210,190	4.3
Women's, children's hosiery	11,206	3.2	1,824	236,387	4.7
Millinery	8,301	2.4	984	174,977	4.7
Handbags, other accessories	9,385	2.7	1,259	215,397	4.4
Women's, misses', juniors' leather footwear	7,644	2.2	165	92,554	8.3
Men's furnishings	599	0.2	42	43,834	1.4
Boys' wear	813	0.2	119	23,626	3.4
Other sales	17,227	4.9	...	...	...
Stores not analyzing merchandise line sales	12,208	...	362	...	...

MILLINERY STORES

MIDDLE ATLANTIC

Kind of business and merchandise line	(1)	(2)	(3)	(4)	(5)
Stores analyzing merchandise line sales, total	36,156	100.0	1,983	...	...
Millinery	32,683	90.4	1,983	36,156	90.4
Women's, children's hosiery	244	0.7	110	2,117	11.5
Handbags, other accessories	2,183	6.0	530	13,053	16.7
Other sales	1,046	2.9	...	...	...
Stores not analyzing merchandise line sales	975	...	39	...	...

EAST NORTH CENTRAL

Kind of business and merchandise line	(1)	(2)	(3)	(4)	(5)
Stores analyzing merchandise line sales, total	25,144	100.0	1,354	...	...
Millinery	21,948	87.3	1,354	25,144	87.3
Women's, children's hosiery	524	2.1	156	3,166	16.6
Handbags, other accessories	1,813	7.2	419	10,716	16.9
Other sales	859	3.4	...	...	...
Stores not analyzing merchandise line sales	426	...	8	...	...

WEST NORTH CENTRAL

Kind of business and merchandise line	(1)	(2)	(3)	(4)	(5)
Stores analyzing merchandise line sales, total	5,711	100.0	383	...	...
Millinery	4,619	80.9	383	5,711	80.9
Women's, children's hosiery	34	0.6	29	281	12.1
Handbags, other accessories	778	13.6	316	3,218	24.2
Other sales	280	4.9	...	...	...
Stores not analyzing merchandise line sales	200	...	10	...	...

SOUTH ATLANTIC

Kind of business and merchandise line	(1)	(2)	(3)	(4)	(5)
Stores analyzing merchandise line sales, total	11,464	100.0	461	...	...
Millinery	9,819	85.7	461	11,464	85.7
Women's, children's hosiery	124	1.1	33	1,203	10.3
Handbags, other accessories	921	8.0	152	4,765	19.3
Other sales	600	5.2	...	...	...
Stores not analyzing merchandise line sales	83	...	3	...	...

PACIFIC

Kind of business and merchandise line	(1)	(2)	(3)	(4)	(5)
Stores analyzing merchandise line sales, total	7,922	100.0	452	...	...
Millinery	7,081	89.4	452	7,922	89.4
Women's, children's hosiery	13	0.2	13	185	7.0
Handbags, other accessories	688	8.7	111	3,364	20.4
Other sales	140	1.7	...	...	...
Stores not analyzing merchandise line sales	120	...	11	...	...

See footnotes at end of table.

Table 19B.—MERCHANDISE LINE SALES—APPAREL GROUP—KIND OF BUSINESS, BY GEOGRAPHIC DIVISION: 1948—Con.

[Data based on sample. See text for description of sample and other explanatory material.]

Kind of business and merchandise line	Merchandise line sales: Amount (Thousand dollars) (1)	Merchandise line sales: Percent distribution (2)	Stores handling merchandise line: Number (3)	Stores handling merchandise line: Total sales (Thousand dollars) (4)	Col 1 as per cent of col 4 (5)	Merchandise line sales: Amount (Thousand dollars) (1)	Merchandise line sales: Percent distribution (2)	Stores handling merchandise line: Number (3)	Stores handling merchandise line: Total sales (Thousand dollars) (4)	Col 1 as per cent of col 4 (5)	Merchandise line sales: Amount (Thousand dollars) (1)	Merchandise line sales: Percent distribution (2)	Stores handling merchandise line: Number (3)	Stores handling merchandise line: Total sales (Thousand dollars) (4)	Col. 1 as per cent of col. 4 (5)
HOSIERY STORES	NEW ENGLAND					MIDDLE ATLANTIC					EAST NORTH CENTRAL				
Stores analyzing merchandise line sales, total	[illegible]	[illegible]	123	...	...	37,179	100.0	1,001	...	...	17,163	100.	337	...	...
Women's, children's hosiery	[illegible],422	78.1	123	5,533	78.1	27,116	72.9	1,001	37,179	72.9	13,563	79.0	337	17,163	79.0
Underwear, slips, negligees, robes	600	10.9	86	3,448	17.4	5,563	15.0	576	23,119	24.1	1,474	8.6	162	6,977	21.1
Corsets and brassieres	[illegible]	3.7	37	1,122	18.4	1,745	4.7	345	15,291	11.4	447	2.6	[illegible]	3,646	12.3
Other sales	[illegible]	7.3	...	...	...	2,755	7.4	...	...	...	1,679	9.8	...	...	...
Stores not analyzing merchandise line sales	...	...	...	...	...	163	...	12	...	...	241	...	5	...	...
	SOUTH ATLANTIC														
Stores analyzing merchandise line sales, total	5,008	100.0	102	...	...										
Women's, children's hosiery	3,721	74.3	102	5,008	74.3										
Underwear, slips, negligees, robes	744	14.9	29	3,474	21.4										
Corsets and brassieres	117	2.3	16	1,374	8.5										
Other sales	426	8.5	...	...	...										
Stores not analyzing merchandise line sales	1,568	...	18	...	...										
CORSET, LINGERIE STORES	MIDDLE ATLANTIC														
Stores analyzing merchandise line sales, total	51,960	100.0	1,51[illegible]	...	...										
Underwear, slips, negligees, robes	17,050	32.8	1,04[illegible]	40,925	41.7										
Corsets and brassieres	22,697	43.7	1,231	43,801	51.8										
Blouses, skirts, sportswear	3,538	6.8	339	18,663	19.										
Women's, children's hosiery	5,4[illegible]	10.5	646	28,812	19.0										
Handbags, other accessories	652	1.3	182	9,484	6.9										
Other sales	2,553	4.9	...	...	...										
Stores not analyzing merchandise line sales	431	...	12	...	...										
APPAREL ACCESSORY, SPECIALTY STORES	MIDDLE ATLANTIC					EAST NORTH CENTRAL					WEST SOUTH CENTRAL				
Stores analyzing merchandise line sales, total	85,850	100.0	1,689	...	...	32,579	100.0	557	...	...	4,639	100.0	53	...	...
Blouses, skirts, sportswear	27,117	31.6	1,290	64,765	41.9	10,359	31.8	414	28,185	36.8	349	7.5	33	2,259	15.4
Housedresses and uniforms	725	0.8	219	9,501	7.6	268	0.8	163	9,226	2.9	119	2.6	17	1,639	7.3
Girls' and teen-age wear	431	0.5	159	3,019	14.3	289	0.9	29	2,036	14.2	(1)	(1)	1	(x)	(x)
Infants' wear	878	1.0	163	5,267	16.7	293	0.9	64	1,912	15.3	(1)	(1)	2	(x)	(x)
Underwear, slips, negligees, robes	16,086	18.7	1,091	61,061	26.3	7,236	22.2	455	28,685	25.2	474	10.2	32	2,005	23.6
Corsets and brassieres	6,513	7.6	778	45,276	14.4	2,014	6.2	269	12,998	15.5	44	0.9	12	285	15.4
Women's, children's hosiery	11,171	13.0	1,032	56,271	19.9	4,557	14.0	407	24,957	18.2	599	13.	34	3,897	15.4
Handbags, other accessories	14,336	16.7	771	47,980	29.9	1,669	5.1	295	15,637	10.7	505	10.9	35	3,887	13.0
Other sales	8,693	10.1	...	...	...	5,894	18.1	...	...	...	2,549	54.9	...	...	...
Stores not analyzing merchandise line sales	2,486	...	60	...	...	239	...	24	...	...	248	...	4	...	...
	PACIFIC														
Stores analyzing merchandise line sales, total	18,669	100.0	241	...	...										
Blouses, skirts, sportswear	4,031	21.6	187	13,977	28.8										
Housedresses and uniforms	95	0.5	38	3,744	2.5										
Girls' and teen-age wear	34	0.2	13	294	11.6										
Infants' wear	(1)	(1)	2	(x)	(x)										
Underwear, slips, negligees, robes	3,550	19.0	161	12,815	27.7										
Corsets and brassieres	1,053	5.7	92	7,511	14.[illegible]										
Women's, children's hosiery	2,919	15.6	161	13,966	20.9										
Handbags, other accessories	2,924	15.7	154	14,159	20.6										
Other sales	4,063	21.7	...	...	...										
Stores not analyzing merchandise line sales	376	...	7	...	...										
MEN'S SHOE STORES	NEW ENGLAND					MIDDLE ATLANTIC					EAST NORTH CENTRAL				
Stores analyzing merchandise line sales, total	16,631	100.0	234	...	...	75,573	100.0	769	...	...	39,946	100.0	423	...	...
Men's, boys' leather footwear	13,251	79.7	234	16,631	79.7	64,366	85.1	769	75,573	85.1	34,385	86.1	423	39,946	86.1
Women's, misses', juniors' leather footwear	1,229	7.4	43	4,650	26.4	3,451	4.6	116	16,349	21.1	1,044	2.6	48	5,285	19.8
Rubber footwear	276	1.6	110	11,146	2.5	1,272	1.7	471	53,936	2.4	580	1.5	288	27,310	2.1
Men's furnishings	1,263	7.6	80	9,732	13.0	3,777	5.0	383	49,767	7.6	2,594	6.5	259	30,549	8.5
Men's hats and caps	...	...	...	...	...	(1)	(1)	21	(x)	(x)	241	0.6	14	1,442	16.8
Handbags, other accessories	147	0.9	15	2,786	5.3	237	0.3	22	5,689	4.2	85	0.2	11	1,926	4.4
Other sales	465	2.8	...	...	...	2,470	3.3	...	...	...	1,017	2.5	...	...	...
Stores not analyzing merchandise line sales	...	...	...	...	...	...	...	...	...	...	...	...	...	...	...
	WEST NORTH CENTRAL					SOUTH ATLANTIC					WEST SOUTH CENTRAL				
Stores analyzing merchandise line sales, total	11,124	[illegible]	[illegible]	...	...	20,377	100.	238	...	...	13,590	100.0	157	...	...
Men's, boys' leather footwear	[illegible]	[illegible]	[illegible]	11,124	[illegible]	[illegible]	88.6	238	20,377	88.6	12,215	89.9	157	13,590	89.9
Women's, misses', juniors' leather footwear	[illegible]	3.8	[illegible]	[illegible]	[illegible]	[illegible]	1.2	13	2,108	11.6	43	0.3	16	2,692	1.6
Rubber footwear	225	[illegible]	[illegible]	[illegible]	2.1	195	[illegible]	[illegible]	[illegible]	1.9	113	0.8	71	7,391	1.5
Men's furnishings	[illegible]	[illegible]	[illegible]	[illegible]	[illegible]	1,1[illegible]	[illegible]	[illegible]	14,111	8.4	790	5.8	58	8,368	9.4
Men's hats and caps	[illegible]	[illegible]	[illegible]	[illegible]	[illegible]	[illegible]	[illegible]	[illegible]	[illegible]	7.1	(1)	(1)	11	(x)	(x)
Handbags, other accessories	[illegible]	[illegible]	[illegible]	[illegible]	[illegible]	[illegible]	[illegible]	4	517	4.4	16	0.1	13	387	4.1
Other sales	[illegible]	[illegible]	...	...	...	616	[illegible]	...	...	...	413	3.1	...	...	...
Stores not analyzing merchandise line sales	[illegible]	...	[illegible]	...	...	11	...	[illegible]	...	...	...	...	...	...	...
	PACIFIC														
Stores analyzing merchandise line sales, total	[illegible]	[illegible]	[illegible]	...	...										
Men's, boys' leather footwear	[illegible]	[illegible]	[illegible]	[illegible]	[illegible]										
Women's, misses', juniors' leather footwear	[illegible]	[illegible]	[illegible]	[illegible]	34.6										
Rubber footwear	[illegible]	[illegible]	[illegible]	[illegible]	1.1										
Men's furnishings	[illegible]	[illegible]	[illegible]	[illegible]	[illegible]										
Men's hats and caps	[illegible]	[illegible]	1	(x)	(x)										
Handbags, other accessories	...	...	[illegible]	[illegible]	...										
Other sales	[illegible]	[illegible]	...	...	...										
Stores not analyzing merchandise line sales	...	...	...	...	...										

Table 19B.—MERCHANDISE LINE SALES—APPAREL GROUP—KIND OF BUSINESS, BY GEOGRAPHIC DIVISION: 1948—Con.

[Data based on sample. See text for description of sample and other explanatory material.]

Kind of business and merchandise line	Merchandise line sales		Stores handling merchandise line		Col. 1 as percent of col. 4	Merchandise line sales		Stores handling merchandise line		Col. 1 as percent of col. 4	Merchandise line sales		Stores handling merchandise line		Col. 1 as percent of col. 4
	Amount (*Thousand dollars*) (1)	Percent distribution (2)	Number (3)	Total sales (*Thousand dollars*) (4)	(5)	Amount (*Thousand dollars*) (1)	Percent distribution (2)	Number (3)	Total sales (*Thousand dollars*) (4)	(5)	Amount (*Thousand dollars*) (1)	Percent distribution (2)	Number (3)	Total sales (*Thousand dollars*) (4)	(5)
WOMEN'S SHOE STORES	NEW ENGLAND					MIDDLE ATLANTIC					EAST NORTH CENTRAL				
Stores analyzing merchandise line sales, total	30,128	100.0	315	...	...	100,197	100.0	1,127	...	...	75,371	100.0	496	...	...
Women's, misses', juniors' leather footwear	23,961	79.5	315	30,128	79.5	89,532	89.4	1,127	100,192	89.4	61,648	81.8	496	75,371	81.8
Men's, boys' leather footwear	383	1.3	32	3,537	10.8	327	0.3	126	13,935	2.3	725	0.9	25	3,376	21.5
Rubber footwear	754	2.5	146	19,278	3.9	2,077	2.1	500	60,994	3.4	1,341	1.8	250	52,295	2.6
Women's, children's hosiery	1,296	4.3	106	16,445	7.9	2,597	2.6	275	51,297	5.1	3,836	5.1	241	52,708	7.3
Millinery	81	0.3	16	3,744	2.2	114	0.1	19	5,025	2.3	56	0.1	4	3,397	1.6
Handbags, other accessories	1,877	6.2	115	20,861	9.0	4,525	4.5	312	57,490	7.9	5,703	7.6	302	61,778	9.2
Other sales	1,776	5.9	...	...	...	1,020	1.0	...	...	...	2,062	2.7	...	...	...
Stores not analyzing merchandise line sales	...	...	...	...	...	101	...	1	...	...	...	...	...	...	...
	WEST NORTH CENTRAL					SOUTH ATLANTIC					EAST SOUTH CENTRAL				
Stores analyzing merchandise line sales, total	25,451	100.0	237	...	...	45,767	100.0	391	...	...	20,658	100.0	158	...	...
Women's, misses', juniors' leather footwear	21,671	85.1	237	25,451	85.1	38,638	84.4	391	45,767	84.4	16,943	82.0	158	20,658	82.0
Men's, boys' leather footwear	165	0.7	13	1,050	15.7	255	0.6	30	6,103	4.2	59	0.3	7	733	8.1
Rubber footwear	540	2.1	104	16,673	3.2	520	1.1	144	24,159	2.2	191	0.9	41	9,573	2.0
Women's, children's hosiery	1,141	4.5	85	14,029	8.1	2,197	4.8	174	32,066	6.8	1,091	5.3	70	13,266	8.2
Millinery	(1)	(1)	2	(x)	(x)	32	0.1	5	1,055	3.0	43	0.2	4	421	10.2
Handbags, other accessories	1,752	6.9	99	18,431	9.5	2,954	6.5	213	36,005	8.2	1,685	8.2	107	17,297	9.7
Other sales	182	0.7	...	...	...	1,171	2.5	...	...	...	646	3.1	...	...	...
Stores not analyzing merchandise line sales	...	...	...	...	...	...	...	...	...	...	200	...	1	...	...
	WEST SOUTH CENTRAL					PACIFIC									
Stores analyzing merchandise line sales, total	33,349	100.0	215	...	...	39,631	100.0	231	...	...					
Women's, misses', juniors' leather footwear	26,907	80.7	215	33,349	80.7	32,407	81.8	231	39,631	81.8					
Men's, boys' leather footwear	67	0.2	8	692	9.7	282	0.7	35	3,216	8.8					
Rubber footwear	180	0.5	73	18,702	1.0	385	1.0	125	30,610	1.2					
Women's, children's hosiery	1,954	5.9	130	25,364	7.7	2,631	6.6	120	31,194	8.4					
Millinery	76	0.2	4	426	17.8	(1)	(1)	1	(x)	(x)					
Handbags, other accessories	3,129	9.4	168	30,864	10.1	3,163	8.0	135	33,560	9.4					
Other sales	1,036	3.1	...	...	...	763	1.9	...	...	...					
Stores not analyzing merchandise line sales	294	...	2	...	...	26	...	1	...	...					
FAMILY SHOE STORES	NEW ENGLAND					MIDDLE ATLANTIC					EAST NORTH CENTRAL				
Stores analyzing merchandise line sales, total	60,521	100.0	1,100	...	...	244,624	100.0	3,570	...	...	216,068	100.0	3,549	...	...
Men's, boys' leather footwear	17,886	29.6	1,100	60,521	29.6	62,173	25.4	3,570	244,624	25.4	64,968	30.1	3,549	216,068	30.1
Women's, misses', juniors' leather footwear	33,111	54.7	1,100	60,521	54.7	146,501	59.9	3,570	244,624	59.9	121,228	56.1	3,549	216,068	56.1
Rubber footwear	4,887	8.1	862	51,812	9.4	14,846	6.1	2,807	208,781	7.1	13,898	6.4	2,943	187,078	7.4
Men's furnishings	451	0.7	67	6,433	7.0	459	0.2	130	26,431	1.7	431	0.2	104	9,181	4.7
Women's, children's hosiery	1,316	2.2	224	19,957	6.6	7,427	3.0	1,004	123,729	6.0	4,795	2.2	1,182	106,072	4.5
Handbags, other accessories	745	1.2	131	14,980	5.0	5,348	2.2	696	110,076	4.9	2,982	1.4	875	91,036	3.3
Other sales	2,125	3.5	...	...	...	7,870	3.2	...	...	...	7,766	3.6	...	...	...
Stores not analyzing merchandise line sales	2,882	...	63	...	...	5,908	...	99	...	...	3,949	...	72	...	...
	WEST NORTH CENTRAL					SOUTH ATLANTIC					EAST SOUTH CENTRAL				
Stores analyzing merchandise line sales, total	66,595	100.0	1,276	...	...	80,795	100.0	1,005	...	...	25,523	100.0	394	...	...
Men's, boys' leather footwear	20,888	31.4	1,276	66,595	31.4	21,802	27.0	1,005	80,795	27.0	9,344	36.6	394	25,523	36.6
Women's, misses', juniors' leather footwear	37,653	56.5	1,276	66,595	56.5	48,447	60.0	1,005	80,795	60.0	13,495	52.9	394	25,523	52.9
Rubber footwear	3,684	5.5	946	51,544	7.1	3,251	4.0	732	62,008	5.2	786	3.1	243	16,253	4.8
Men's furnishings	135	0.2	29	890	15.2	362	0.5	86	10,664	3.4	280	1.1	14	1,181	23.7
Women's, children's hosiery	1,183	1.8	309	25,745	4.6	2,704	3.3	406	47,642	5.7	422	1.6	95	8,488	5.0
Handbags, other accessories	505	0.8	248	19,873	2.5	2,035	2.5	368	47,613	4.3	209	0.8	67	7,730	2.7
Other sales	2,547	3.8	...	...	...	2,194	2.7	...	...	...	987	3.9	...	...	...
Stores not analyzing merchandise line sales	1,686	...	50	...	...	2,501	...	34	...	...	925	...	15	...	...
	WEST SOUTH CENTRAL					MOUNTAIN					PACIFIC				
Stores analyzing merchandise line sales, total	41,741	100.0	601	...	...	23,633	100.0	315	...	...	99,111	100.0	1,455	...	...
Men's, boys' leather footwear	11,175	26.8	601	41,741	26.8	6,677	28.3	315	23,633	28.3	27,530	27.8	1,455	99,111	27.8
Women's, misses', juniors' leather footwear	24,807	59.4	601	41,741	59.4	14,340	60.7	315	23,633	60.7	58,680	59.2	1,455	99,111	59.2
Rubber footwear	1,235	3.0	358	29,915	4.1	668	2.8	178	14,517	4.6	3,593	3.6	1,025	75,053	4.8
Men's furnishings	219	0.5	31	4,183	5.2	49	0.2	38	2,226	2.2	812	0.8	261	20,539	4.0
Women's, children's hosiery	1,405	3.4	295	27,215	5.2	562	2.4	100	11,297	5.0	2,340	2.4	526	53,226	4.4
Handbags, other accessories	1,063	2.5	223	25,365	4.2	384	1.6	79	11,055	3.5	3,043	3.1	582	60,459	5.0
Other sales	1,837	4.4	...	...	...	953	4.0	...	...	...	3,113	3.1	...	...	...
Stores not analyzing merchandise line sales	1,333	...	10	...	...	848	...	21	...	...	4,119	...	84	...	...
CUSTOM TAILORS	MIDDLE ATLANTIC					EAST NORTH CENTRAL					PACIFIC				
Stores analyzing merchandise line sales, total	46,570	100.0	1,522	...	...	37,820	100.0	1,025	...	...	19,088	100.0	726	...	...
Custom-made men's clothing	32,024	68.8	1,216	36,050	88.8	31,399	83.0	928	34,332	91.5	14,513	76.0	615	16,672	87.0
Men's ready-made clothing	514	1.1	41	2,908	17.7	1,069	2.7	38	2,641	40.5	784	4.1	51	3,047	25.7
Men's furnishings	722	1.6	60	6,541	11.0	144	0.4	29	1,491	9.7	502	2.6	43	4,369	11.5
Custom-made women's apparel	11,339	24.3	491	19,606	57.8	3,367	8.8	235	11,970	28.1	2,318	12.2	188	6,170	37.6
Other sales	1,971	4.2	...	...	...	1,841	5.1	...	...	...	971	5.1	...	...	...
Stores not analyzing merchandise line sales	299	...	21	...	...	...	...	...	...	...	260	...	30	...	...

See footnotes at end of table.

Table 19B.—MERCHANDISE LINE SALES—APPAREL GROUP—KIND OF BUSINESS, BY GEOGRAPHIC DIVISION*: 1948—Con.

[Data based on sample. See text for description of sample and other explanatory material.]

Kind of business and merchandise line	Merchandise line sales		Stores handling merchandise line		Col. 1 as per cent of col. 4
	Amount (*Thousand dollars*) (1)	Percent distribution (2)	Number (3)	Total sales (*Thousand dollars*) (4)	(5)
FURRIERS, FUR SHOPS					
	NEW ENGLAND				
Stores analyzing merchandise line sales, total	[illegible]	[illegible]	[illegible]	...	...
Fur garments and furs	[illegible]	78.5	[illegible]	[illegible]	[illegible]
Women's, misses', juniors' coats and suits	[illegible]	4.9	16	[illegible]	16.6
Other sales	[illegible]	[illegible]	...	...	...
Stores not analyzing merchandise line sales	[illegible]	...	[illegible]	...	...
	MIDDLE ATLANTIC				
Stores analyzing merchandise line sales, total	85,429	100.0	933	...	...
Fur garments and furs	68,144	80.8	933	84,390	80.8
Women's, misses', juniors' coats and suits	3,658	4.3	50	18,151	20.2
Other sales	12,588	14.9	...	...	...
Stores not analyzing merchandise line sales	139	...	1	...	...
	EAST NORTH CENTRAL				
Stores analyzing merchandise line sales, total	52,616	100.0	581	...	...
Fur garments and furs	46,446	77.9	581	59,615	77.9
Women's, misses', juniors' coats and suits	2,984	5.0	28	9,356	31.9
Other sales	10,185	17.1	...	...	...
Stores not analyzing merchandise line sales	...	...	...	...	...
	WEST NORTH CENTRAL				
Stores analyzing merchandise line sales, total	17,644	100.0	156	...	...
Fur garments and furs	13,668	77.1	156	17,640	77.1
Women's, misses', juniors' coats and suits	474	2.8	3	1,113	44.4
Other sales	3,498	20.1	...	...	...
Stores not analyzing merchandise line sales	...	...	...	...	...
CHILDREN'S, INFANTS' WEAR STORES					
	NEW ENGLAND				
Stores analyzing merchandise line sales, total	39,197	100.0	558	...	...
Infants' wear	16,654	41.7	555	26,936	61.8
Boys' wear	2,167	5.4	155	9,975	21.7
Blouses, skirts, sportswear	343	0.9	41	4,437	7.7
Girls' and teen-age wear	4,371	11.0	264	14,701	33.1
Underwear, slips, negligees, robes	369	1.0	109	3,586	10.3
Women's, children's hosiery	395	1.0	161	6,134	6.4
Other sales	2,648	6.6	...	...	...
Stores not analyzing merchandise line sales	750	...	25	...	...
	MIDDLE ATLANTIC				
Stores analyzing merchandise line sales, total	107,408	100.0	2,602	...	...
Infants' wear	67,729	63.2	2,396	98,242	68.9
Boys' wear	12,988	12.1	802	38,439	33.4
Blouses, skirts, sportswear	1,624	1.5	259	11,944	13.6
Girls' and teen-age wear	16,133	15.1	492	43,387	37.3
Underwear, slips, negligees, robes	1,245	1.2	289	10,516	12.4
Women's, children's hosiery	1,134	1.1	426	14,788	9.7
Other sales	6,236	5.8	...	...	...
Stores not analyzing merchandise line sales	2,686	...	121	...	...
	EAST NORTH CENTRAL				
Stores analyzing merchandise line sales, total	39,604	100.0	1,116	...	...
Infants' wear	23,860	60.2	1,076	30,484	63.6
Boys' wear	2,661	6.7	273	11,819	22.5
Blouses, skirts, sportswear	264	0.7	46	3,610	7.2
Girls' and teen-age wear	9,346	23.6	460	22,246	42.0
Underwear, slips, negligees, robes	580	1.5	128	5,814	10.0
Women's, children's hosiery	472	1.2	221	8,637	5.5
Other sales	2,425	6.1	...	...	...
Stores not analyzing merchandise line sales	1,356	...	35	...	...
	SOUTH ATLANTIC				
Stores analyzing merchandise line sales, total	[illegible]	[illegible]	62	...	...
Infants' wear	[illegible]	[illegible]	59	[illegible]	[illegible]
Boys' wear	[illegible]	[illegible]	13	[illegible]	[illegible]
Blouses, skirts, sportswear	63	.3	5	710	3.9
Girls' and teen-age wear	[illegible]	[illegible]	198	[illegible]	[illegible]
Underwear, slips, negligees, robes	411	1.9	41	1,586	[illegible]
Women's, children's hosiery	461	1.1	33	1,613	[illegible]
Other sales	1,[illegible]	[illegible]	...	...	...
Stores not analyzing merchandise line sales	[illegible]	...	22	...	...
	PACIFIC				
Stores analyzing merchandise line sales, total	28,239	100.0	[illegible]	...	...
Infants' wear	15,405	54.6	[illegible]	24,374	63.2
Boys' wear	2,127	7.5	243	10,348	14.6
Blouses, skirts, sportswear	12	(z)	4	293	4.1
Girls' and teen-age wear	4,048	14.3	354	12,112	33.0
Underwear, slips, negligees, robes	36	0.1	4	409	8.4
Women's, children's hosiery	201	0.7	101	2,932	6.3
Other sales	6,366	22.6	...	...	...
Stores not analyzing merchandise line sales	454	...	32	...	...

* Data not shown for those geographic divisions in which sampling variability was too high.
x Withheld to avoid disclosure.
z Less than 0.05 percent.
1 Combined with "other sales."

Table 19C.—MERCHANDISE LINE SALES OF LARGE STORES AND MULTIUNITS, AND SMALL STORE SAMPLE—APPAREL GROUP—KIND OF BUSINESS, BY GEOGRAPHIC DIVISION: 1948

[See text for explanatory material and description of sample data included]

Kind of business and merchandise line	Large stores and multiunits: Merchandise line sales (Thousand dollars) (1)	Large stores and multiunits: Stores reporting merchandise line: Number (2)	Large stores and multiunits: Stores reporting merchandise line: Total sales (Thousand dollars) (3)	Sample of small single unit stores: Merchandise line sales: Amount (Thousand dollars) (4)	Sample of small single unit stores: Merchandise line sales: Percent distribution (5)	Sample of small single unit stores: Stores reporting merchandise line: Number (6)	Sample of small single unit stores: Stores reporting merchandise line: Total sales (Thousand dollars) (7)	Large stores and multiunits: Merchandise line sales (Thousand dollars) (1)	Large stores and multiunits: Stores reporting merchandise line: Number (2)	Large stores and multiunits: Stores reporting merchandise line: Total sales (Thousand dollars) (3)	Sample of small single unit stores: Merchandise line sales: Amount (Thousand dollars) (4)	Sample of small single unit stores: Merchandise line sales: Percent distribution (5)	Sample of small single unit stores: Stores reporting merchandise line: Number (6)	Sample of small single unit stores: Stores reporting merchandise line: Total sales (Thousand dollars) (7)
MEN'S, BOYS' CLOTHING STORES	UNITED STATES							NEW ENGLAND						
Stores analyzing merchandise line sales, total	1,205,348	5,395	...	34,654	100.0	853	...	77,721	385	...	3,097	100.0	84	...
Men's ready-made clothing	757,261	5,395	1,205,348	19,833	57.2	853	34,654	48,066	385	77,721	1,737	56.1	84	3,097
Men's furnishings	254,984	4,103	968,674	7,456	21.5	588	25,949	15,816	291	60,382	735	23.8	61	2,445
Men's hats and caps	42,355	3,388	788,512	1,625	4.7	394	22,201	2,101	220	45,610	131	4.2	49	2,162
Boys' wear	43,330	1,716	433,106	1,704	5.0	298	12,812	4,674	154	39,417	191	6.2	28	1,182
Custom-made men's clothing	9,219	496	105,398	422	1.2	83	3,753	689	36	8,427	28	0.9	4	192
Women's, misses', juniors' coats and suits	9,304	217	138,371	81	0.2	16	717	404	16	5,700	1	(z)	1	20
Men's, boys' leather footwear	45,882	2,191	555,781	1,853	5.3	299	12,846	2,733	129	34,077	115	3.7	22	[illegible]
Women's, misses', juniors' leather footwear	2,522	151	32,773	168	0.5	38	1,432	249	14	2,410	18	[illegible]	4	115
Rubber footwear	3,324	816	126,503	276	0.8	166	6,852	260	55	8,939	50	1.6	16	58[illegible]
Other sales	31,167	...	...	1,236	3.6	...	...	2,729	...	...	91	2.9	...	...
Stores not analyzing merchandise line sales	37,438	235	...	1,725	...	35	...	2,280	11	...	10	...	1	...
	MIDDLE ATLANTIC							EAST NORTH CENTRAL						
Stores analyzing merchandise line sales, total	345,718	1,310	...	8,263	100.0	232	...	266,397	1,122	...	6,776	100.0	146	...
Men's ready-made clothing	241,718	1,310	345,718	5,219	63.2	232	8,263	166,644	1,122	266,397	3,609	53.[illegible]	146	6,776
Men's furnishings	63,4[illegible]	834	253,150	1,732	21.[illegible]	141	[illegible],169	59,743	910	227,3[illegible]7	1,742	25.7	113	5,[illegible]2
Men's hats and caps	7,[illegible]3	549	171,183	304	[illegible].7	108	4,164	9,200	763	189,66[illegible]	387	5.7	94	4,716
Boys' wear	16,2[illegible]4	405	137,2[illegible]	357	4.3	78	2,696	9,556	358	88,799	358	5.[illegible]	52	2,729
Custom-made men's clothing	1,947	64	24,7[illegible]	137	1.6	15	680	2,[illegible]04	110	25,165	[illegible]	1.1	16	[illegible]
Women's, misses', juniors' coats and suits	1,783	38	15,668	6	[illegible]	2	128	2,779	61	38,353	2	[illegible]	3	108
Men's, boys' leather footwear	7,159	294	137,418	214	2.6	58	2,058	7,670	420	110,830	273	4.0	43	[illegible],460
Women's, misses', juniors' leather footwear	28[illegible]	[illegible]	[illegible],349	1	[illegible].1	4	216	684	34	11,497	34	0.5	9	[illegible]28
Rubber footwear	573	119	16,349	[illegible]5	[illegible].9	44	1,593	764	167	32,142	24	0.4	27	1,170
Other sales	5,[illegible]	...	...	[illegible]	2.[illegible]	...	...	7,153	...	...	27[illegible]	4.[illegible]	...	...
Stores not analyzing merchandise line sales	[illegible],014	58	...	[illegible]	...	4	...	10,130	57	...	478	...	7	...
	WEST NORTH CENTRAL							SOUTH ATLANTIC						
Stores analyzing merchandise line sales, total	[illegible]	521	...	[illegible]	[illegible]	[illegible]	...	143,51[illegible]	743	...	[illegible]	[illegible]	[illegible]	...
Men's ready-made clothing	[illegible]	521	103,555	[illegible]	[illegible]	[illegible]	4,755	81,25[illegible]	[illegible]	[illegible]	[illegible]	[illegible]	[illegible]	[illegible]
Men's furnishings	[illegible],870	[illegible]	42,[illegible]38	[illegible]	[illegible]	78	4,192	[illegible],47[illegible]	[illegible]	[illegible]	[illegible]	[illegible]	[illegible]	[illegible]
Men's hats and caps	4,48[illegible]	[illegible]	34,204	[illegible]	[illegible]	[illegible]	3,473	[illegible]	[illegible]44	[illegible]	[illegible]	[illegible]	[illegible]	[illegible]
Boys' wear	4,3[illegible]	[illegible]	[illegible],334	[illegible]	[illegible]	49	2,409	4,46[illegible]	[illegible]	[illegible]	[illegible]	[illegible]	31	[illegible]
Custom-made men's clothing	[illegible]	60	[illegible]	[illegible]	[illegible]	[illegible]	1,085	1,[illegible]	[illegible]	[illegible]	[illegible]	[illegible]	[illegible]	[illegible]
Women's, misses', juniors' coats and suits	[illegible]	[illegible]	[illegible]	[illegible]	[illegible]	1	[illegible]3	421	19	[illegible],255	[illegible]	[illegible]	2	[illegible]
Men's, boys' leather footwear	5,[illegible]	[illegible]	3,[illegible]	[illegible]	[illegible]	50	2,641	6,900	[illegible]	[illegible]	[illegible]	[illegible]	41	[illegible]
Women's, misses', juniors' leather footwear	1[illegible]	[illegible]	1,8[illegible]	[illegible]	[illegible]	4	381	[illegible]	[illegible]	4,1[illegible]	4	[illegible]	1	[illegible]
Rubber footwear	622	150	[illegible]	[illegible]	[illegible]	[illegible]	1,719	[illegible]	114	[illegible]	19	[illegible]	[illegible]	[illegible]
Other sales	3,[illegible]	...	...	[illegible]	[illegible]	...	...	[illegible],827	...	...	[illegible]	[illegible]	...	...
Stores not analyzing merchandise line sales	5,[illegible]	[illegible]	...	12	...	3	...	2,904	22	...	[illegible]	...		...
	EAST SOUTH CENTRAL							WEST SOUTH CENTRAL						
Stores analyzing merchandise line sales, total	48,377	237	...	1,717	100.0	37	...	76,091	335	...	1,683	100.0	45	...
Men's ready-made clothing	27,736	237	48,377	964	56.1	37	1,717	42,718	335	76,091	793	47.1	45	1,683
Men's furnishings	10,774	180	39,962	332	19.3	26	1,279	16,501	266	62,207	335	19.9	30	1,286
Men's hats and caps	2,581	174	38,571	89	5.2	25	1,200	4,590	243	59,304	76	4.5	26	1,077
Boys' wear	1,876	69	16,452	90	5.2	13	504	3,189	97	27,695	89	5.3	16	642
Custom-made men's clothing	478	20	3,641	15	0.9	5	142	381	37	5,507	2	0.1	2	64
Women's, misses', juniors' coats and suits	425	10	6,224	36	2.1	3	177	746	10	7,423	1	0.1	1	5
Men's, boys' leather footwear	2,920	115	30,074	150	[illegible].7	17	857	5,268	203	50,143	254	15.1	32	1,190
Women's, misses', juniors' leather footwear	131	4	951	12	0.7	2	85	196	14	3,321	37	2.2	5	140
Rubber footwear	101	35	4,345	7	0.4	4	219	238	50	7,880	15	0.9	12	418
Other sales	1,355	...	...	22	1.4	...	...	2,264	...	...	81	4.8	...	...
Stores not analyzing merchandise line sales	1,125	9	...	...	...	...	...	2,055	14	...	218	...	3	...
	MOUNTAIN							PACIFIC						
Stores analyzing merchandise line sales, total	27,367	158	...	682	100.0	22	...	126,612	584	...	3,321	100.0	84	...
Men's ready-made clothing	14,953	158	27,367	364	53.5	22	682	75,121	584	126,612	2,090	62.9	84	3,321
Men's furnishings	6,669	131	23,355	90	13.2	13	392	28,702	453	103,877	666	20.1	53	2,382
Men's hats and caps	1,510	117	22,439	24	3.5	12	381	5,374	407	100,837	108	3.3	35	1,654
Boys' wear	606	49	8,491	95	13.9	9	322	3,913	134	28,042	157	4.7	22	1,095
Custom-made men's clothing	126	15	2,151	4	0.6	3	120	930	51	7,716	21	0.6	6	2[illegible]2
Women's, misses', juniors' coats and suits	207	4	1,885	14	2.0	1	43	2,231	44	25,676	1	(z)	2	1[illegible]9
Men's, boys' leather footwear	1,821	94	15,047	48	7.0	10	338	6,126	[illegible]	76,783	155	4.7	26	1,066
Women's, misses', juniors' leather footwear	157	12	1,750	2	0.3	2	31	256	19	3,453	15	0.5	2	100
Rubber footwear	1[illegible]9	44	7,557	2	0.3	3	84	282	82	11,006	24	0.7	12	49[illegible]
Other sales	1,159	...	...	39	5.7	...	...	3,677	...	...	84	2.[illegible]	...	...
Stores not analyzing merchandise line sales	1,251	11	...	83	...	1	...	2,640	18	...	[illegible]	...	6	...
MEN'S, BOYS' FURNISHINGS STORES	UNITED STATES							NEW ENGLAND						
Stores analyzing merchandise line sales, total	323,258	2,607	...	2[illegible],661	100.0	646	...	21,352	187	...	1,727	100.0	55	...
Men's furnishings	203,096	2,532	317,286	15,772	66.6	624	23,137	12,815	181	[illegible],653	1,204	69.7	53	1,691
Men's ready-made clothing	44,511	1,066	152,010	2,622	11.1	216	10,218	3,480	79	11,312	175	10.1	14	[illegible]
Men's hats and caps	35,563	1,740	217,244	2,025	8.5	400	16,177	2,140	125	14,548	160	9.3	33	1,1[illegible]2
Boys' wear	10,465	597	89,114	752	3.2	182	7,314	1,205	51	8,464	7[illegible]	4.2	18	632
Custom-made men's clothing	1,680	121	15,957	84	0.4	31	1,533	100	11	1,252	...	...	...	...
Men's, boys' leather footwear	14,001	854	119,561	1,327	5.6	221	8,950	993	67	10,047	57	[illegible]	12	4[illegible]
Women's, misses', juniors' leather footwear	1,2[illegible]4	[illegible]2	12,390	118	0.5	31	1,192	[illegible]	[illegible]	[illegible]8[illegible]	12	[illegible]	2	1[illegible]
Rubber footwear	1,885	452	57,[illegible]42	274	1.2	141	5,442	180	41	5,018	15	[illegible].9	7	[illegible]
Other sales	10,803	...	...	687	2.9	...	...	389	...	...	31	[illegible]	...	...
Stores not analyzing merchandise line sales	4,8[illegible]	45	...	[illegible]	...	11	...	168	[illegible]	...	55	...	3	...

See footnotes at end of table.

Table 19C.—MERCHANDISE LINE SALES OF LARGE STORES AND MULTIUNITS, AND SMALL STORE SAMPLE—APPAREL GROUP—KIND OF BUSINESS, BY GEOGRAPHIC DIVISION: 1948—Continued

[See text for explanatory material and description of sample data included]

Kind of business and merchandise line	Large stores and multiunits			Sample of small single unit stores				Large stores and multiunits			Sample of small single unit stores			
	Merchandise line sales	Stores reporting merchandise line		Merchandise line sales		Stores reporting merchandise line		Merchandise line sales	Stores reporting merchandise line		Merchandise line sales		Stores reporting merchandise line	
	(Thousand dollars)	Number	Total sales (Thousand dollars)	Amount (Thousand dollars)	Percent distribution	Number	Total sales (Thousand dollars)	(Thousand dollars)	Number	Total sales (Thousand dollars)	Amount (Thousand dollars)	Percent distribution	Number	Total sales (Thousand dollars)
	(1)	(2)	(3)	(4)	(5)	(6)	(7)	(1)	(2)	(3)	(4)	(5)	(6)	(7)
MEN'S, BOYS' FURNISHINGS STORES	MIDDLE ATLANTIC							EAST NORTH CENTRAL						
Stores analyzing merchandise line sales, total	[illegible]	895	...	8,225	100.0	43	...	28,060	600	...	5,967	100.0	150	...
Men's furnishings	[illegible]	819	100,376	6,395	77.8	224	8,010	48,932	523	76,808	3,924	65.9	147	5,849
Men's ready-made clothing	[illegible]	209	33,253	430	5.2	68	2,247	11,217	241	38,562	718	12.0	55	2,700
Men's hats and caps	[illegible]	470	57,239	655	8.0	114	4,573	8,256	467	63,596	532	8.9	112	4,602
Boys' wear	[illegible]	154	22,066	259	3.1	53	2,074	3,122	170	27,468	188	3.1	47	1,874
Custom-made men's clothing	[illegible]	13	2,041	39	0.4	11	514	293	24	3,503	17	0.3	4	271
Men's, boys' leather footwear	[illegible]	143	22,836	284	3.4	54	2,052	2,939	186	29,107	329	5.5	53	2,131
Women's, misses', juniors' leather footwear	[illegible]	20	3,078	33	0.4	4	389	351	20	3,389	38	0.6	10	399
Rubber footwear	[illegible]	104	14,975	81	1.0	23	1,650	437	104	14,143	64	1.1	36	1,324
Other sales	[illegible]	...	...	167	2.1	...	...	2,514	...	...	157	2.6	...	...
Stores not analyzing merchandise line sales	[illegible]	9	...	170	...	4	...	1,003	13	...	18	...	1	...
	WEST NORTH CENTRAL							SOUTH ATLANTIC						
Stores analyzing merchandise line sales, total	18,268	103	...	1,261	100.0	36	...	25,589	246	...	1,690	100.0	44	...
Men's furnishings	10,193	170	18,396	522	41.4	64	1,152	16,184	246	25,589	1,031	61.0	44	1,690
Men's ready-made clothing	3,304	97	11,847	220	18.0	17	952	4,014	123	12,789	288	17.0	21	1,027
Men's hats and caps	2,082	125	13,573	92	8.0	27	1,101	2,320	158	15,266	97	5.7	27	1,097
Boys' wear	709	57	7,132	72	5.4	22	442	711	41	4,417	58	3.4	12	437
Custom-made men's clothing	134	10	2,015	5	0.4	2	105	137	12	1,539	6	0.4	1	55
Men's, boys' leather footwear	1,528	86	9,711	101	8.3	20	775	1,117	81	9,141	136	8.0	22	803
Women's, misses', juniors' leather footwear	173	11	1,744	1	0.1	1	10	233	16	1,641	14	0.9	4	130
Rubber footwear	241	61	6,214	47	3.4	10	508	69	26	2,370	18	1.1	11	445
Other sales	724	...	...	110	9.0	...	...	804	...	...	42	2.5	...	...
Stores not analyzing merchandise line sales	139	1	...	23	...	1	...	1,080	9	...	93	...	2	...
	EAST SOUTH CENTRAL							WEST SOUTH CENTRAL						
Stores analyzing merchandise line sales, total	[illegible]	79	...					12,115	128	...				
Men's furnishings	[illegible]	79	12,440					9,703	128	19,126				
Men's ready-made clothing	[illegible]	38	5,498					2,436	56	8,193				
Men's hats and caps	1,700	56	7,471					2,042	94	13,268				
Boys' wear	463	21	3,218	Information not shown because of high sampling variability.				349	27	3,799	Information not shown because of high sampling variability.			
Custom-made men's clothing	127	9	1,692					369	11	2,074				
Men's, boys' leather footwear	1,477	31	4,418					1,227	59	9,253				
Women's, misses', juniors' leather footwear	24	3	420					79	6	627				
Rubber footwear	22	9	704					103	23	3,452				
Other sales	196	...	...					791	...	...				
Stores not analyzing merchandise line sales	...	...	...					278	2	...				
	MOUNTAIN							PACIFIC						
Stores analyzing merchandise line sales, total	8,256	61	...					33,127	207	...	2,181	100.0	61	...
Men's furnishings	4,479	61	8,882					19,200	205	32,061	1,534	70.3	59	2,099
Men's ready-made clothing	1,454	44	5,454					6,495	179	23,238	186	8.5	23	1,009
Men's hats and caps	2,067	47	9,065					2,848	198	25,068	238	11.0	37	1,575
Boys' wear	1,133	14	3,349	Information not shown because of high sampling variability.				724	62	8,646	39	1.8	11	425
Custom-made men's clothing	66	6	1,095					199	20	2,383	4	0.2	3	147
Men's, boys' leather footwear	1,131	30	6,468					2,251	139	19,524	135	6.2	17	761
Women's, misses', juniors' leather footwear	55	4	439					43	7	960	...	...	...	...
Rubber footwear	255	24	3,599					183	60	7,272	4	0.2	6	238
Other sales	716	...	...					1,184	...	...	41	1.9	...	...
Stores not analyzing merchandise line sales	137	1	...					922	6	...	...	...	...	...
	UNITED STATES							NEW ENGLAND						
FAMILY CLOTHING STORES														
Stores analyzing merchandise line sales, total	[illegible]	4,702	...	48,603	100.0	710	...	83,776	499	...	1,873	100.0	49	...
Men's ready-made clothing	[illegible]	4,157	1,334,424	4,201	14.7	544	23,014	22,183	266	78,143	225	12.0	34	1,380
Men's furnishings	[illegible]	4,503	1,303,274	2,849	10.0	547	23,674	8,793	245	70,518	192	10.3	37	1,438
Men's hats and caps	[illegible]	3,170	983,429	643	2.2	434	19,002	1,264	167	53,971	24	1.3	19	708
Boys' wear	[illegible]	3,451	1,184,552	1,431	5.0	508	21,213	5,508	212	63,845	118	6.3	36	1,438
Custom-made men's clothing	[illegible]	424	127,878	149	0.4	48	2,148	105	9	2,960	...	...	...	...
Women's, misses', juniors' coats and suits	[illegible]	4,103	1,305,702	2,793	9.8	454	21,315	13,124	257	79,004	137	7.3	18	643
Women's, misses', junior dresses	[illegible]	4,170	1,337,568	3,534	12.3	503	24,981	9,277	261	78,218	220	11.8	32	1,311
House dresses and uniforms	[illegible]	2,269	554,054	704	2.5	197	10,712	669	137	24,644	69	3.7	27	968
Custom-made women's apparel	[illegible]	666	176,303	245	0.7	77	3,041	330	14	2,644	3	0.2	3	20
Fur garments and furs	[illegible]	1,043	485,019	75	0.3	63	3,086	734	110	40,443	5	0.3	5	270
Blouses, skirts, sportswear	[illegible]	3,365	1,027,467	908	3.5	445	19,263	3,619	224	69,752	62	3.3	26	1,035
Girls' and boys' wear	[illegible]	2,213	801,267	850	3.3	412	17,825	2,314	160	49,646	102	5.4	28	1,014
Infants' wear	[illegible]	1,284	371,284	281	1.1	187	11,241	1,271	98	31,356	88	4.7	24	976
Underwear, slips, negligees, robes	[illegible]	3,439	1,114,818	1,001	3.5	468	14,800	2,209	158	42,591	97	5.2	29	1,178
Corsets and brassieres	[illegible]	1,744	511,966	447	1.6	314	14,441	920	87	33,903	33	1.8	19	851
Women's, children's hosiery	[illegible]	2,886	1,034,809	443	3.3	443	18,771	1,668	132	52,527	122	6.5	31	1,136
Infants' wear	[illegible]	1,283	377,224	202	0.7	159	8,093	510	59	21,212	5	0.3	3	149
Hats, caps, other accessories	[illegible]	2,900	1,010	396	1.4	250	12,660	1,568	97	45,035	12	0.6	9	497
Men's, boys' leather footwear	[illegible]	3,451	1,114,811	2,054	7.3	529	18,179	1,842	132	44,798	86	4.6	20	766
Women's, misses', juniors' leather footwear	[illegible]	3,516	1,114,811	1,168	4.2	403	17,685	1,954	105	29,308	102	5.4	20	766
Rubber footwear	[illegible]	1,608	464,896	489	1.7	287	12,061	260	56	9,803	40	2.1	15	602
Other sales	[illegible]	...	...	1,866	6.6	...	...	2,604	...	...	129	6.9	...	...
Stores not analyzing merchandise line sales	[illegible]	545	...	1,900	...	61	...	4,783	31	...	137	...	3	...

Table 19C.—MERCHANDISE LINE SALES OF LARGE STORES AND MULTIUNITS, AND SMALL STORE SAMPLE—APPAREL GROUP—KIND OF BUSINESS, BY GEOGRAPHIC DIVISION: 1948—Continued

[See text for explanatory material and description of sample data included]

Kind of business and merchandise line	Large stores and multiunits: Merchandise line sales (Thousand dollars) (1)	Large stores and multiunits: Stores reporting merchandise line: Number (2)	Large stores and multiunits: Stores reporting merchandise line: Total sales (Thousand dollars) (3)	Sample of small single unit stores: Merchandise line sales: Amount (Thousand dollars) (4)	Sample of small single unit stores: Merchandise line sales: Percent distribution (5)	Sample of small single unit stores: Stores reporting merchandise line: Number (6)	Sample of small single unit stores: Stores reporting merchandise line: Total sales (Thousand dollars) (7)
FAMILY CLOTHING STORES	MIDDLE ATLANTIC						
Stores analyzing merchandise line sales, total	415,788	683	...	4,291	100.0	142	...
Men's ready-made clothing	82,840	569	349,754	581	13.5	99	3,012
Men's furnishings	34,768	564	373,887	575	13.4	112	3,584
Men's hats and caps	2,403	341	193,818	63	1.5	59	2,221
Boys' wear	16,973	494	379,013	252	5.9	94	3,053
Custom-made men's clothing	1,182	26	50,367	1	(z)	1	8
Women's, misses', juniors' coats and suits	60,187	569	399,439	471	11.0	71	3,050
Women's, misses', juniors' dresses	60,889	539	367,104	592	13.8	109	3,518
Housedresses and uniforms	2,857	261	158,095	132	3.1	78	2,459
Custom-made women's apparel	1,349	39	51,474	22	0.5	7	263
Fur garments and furs	2,982	160	114,488	22	0.5	6	314
Blouses, skirts, sportswear	23,354	453	360,798	177	4.1	73	2,575
Girls' and teen age wear	15,479	375	305,603	170	4.0	77	2,677
Infants' wear	10,565	272	267,646	192	4.5	90	2,705
Underwear, slips, negligees, robes	17,126	406	333,905	176	4.1	83	2,759
Corsets and brassieres	6,510	238	263,368	80	1.9	50	1,841
Women's, children's hosiery	10,766	338	327,334	154	3.6	73	2,259
Millinery	8,172	178	281,389	18	0.4	16	645
Handbags, other accessories	17,536	258	312,920	34	0.8	25	971
Men's, boys' leather footwear	5,387	320	230,774	190	4.4	49	1,773
Women's, misses', juniors' leather footwear	17,012	250	270,289	167	3.9	45	1,687
Rubber footwear	591	141	20,568	70	1.6	41	1,588
Other sales	16,860	...	...	152	3.5	...	...
Stores not analyzing merchandise line sales	5,686	42	...	372	...	8	...
	WEST NORTH CENTRAL						
Stores analyzing merchandise line sales, total	131,476	373	...	3,062	100.0	63	...
Men's ready-made clothing	32,352	326	125,310	412	13.5	43	2,233
Men's furnishings	17,270	339	122,927	286	9.3	54	2,686
Men's hats and caps	2,720	272	109,198	63	2.1	46	2,290
Boys' wear	5,572	274	112,599	135	4.4	49	2,449
Custom-made men's clothing	341	22	4,924	11	0.4	[illegible]	204
Women's, misses', juniors' coats and suits	16,776	337	127,901	308	10.1	50	2,517
Women's, misses', juniors' dresses	12,289	342	127,899	377	12.3	54	2,780
Housedresses and uniforms	1,379	211	57,338	70	2.3	38	1,903
Custom-made women's apparel	555	41	7,692	17	0.6	6	177
Fur garments and furs	1,229	99	64,961	4	0.1	4	197
Blouses, skirts, sportswear	4,683	289	114,005	101	3.3	47	2,46[illegible]
Girls' and teen-age wear	2,954	240	80,253	65	2.1	39	1,964
Infants' wear	1,817	204	60,601	53	1.7	32	1,614
Underwear, slips, negligees, robes	3,256	287	109,444	115	3.8	46	2,412
Corsets and brassieres	1,371	231	76,587	32	1.0	35	1,889
Women's, children's hosiery	2,627	270	112,139	128	4.2	49	2,595
Millinery	1,695	161	87,081	26	0.9	13	816
Handbags, other accessories	2,138	223	96,123	32	1.0	25	1,353
Men's, boys' leather footwear	5,345	249	99,701	234	7.6	48	2,4[illegible]
Women's, misses', juniors' leather footwear	6,706	233	94,714	252	8.2	47	2,472
Rubber footwear	663	168	45,298	49	1.6	28	1,313
Other sales	7,738	...	...	292	9.5	...	...
Stores not analyzing merchandise line sales	3,342	26	...	35	...	2	...
	EAST SOUTH CENTRAL						
Stores analyzing merchandise line sales, total	93,160	542	...	3,230	100.0	74	...
Men's ready-made clothing	18,258	496	89,551	438	13.6	59	2,799
Men's furnishings	8,223	476	82,279	246	7.6	60	2,809
Men's hats and caps	1,795	414	68,637	90	2.8	59	2,763
Boys' wear	3,983	409	76,991	158	4.9	56	2,759
Custom-made men's clothing	246	41	4,650	18	0.6	7	347
Women's, misses', juniors' coats and suits	12,162	493	86,366	306	9.5	57	2,754
Women's, misses', juniors' dresses	9,766	495	85,344	344	10.6	65	2,955
Housedresses and uniforms	1,415	317	51,549	72	2.2	48	2,193
Custom-made women's apparel	668	59	7,308	25	0.8	10	424
Fur garments and furs	347	80	23,575	3	0.1	6	302
Blouses, skirts, sportswear	3,138	437	78,038	85	2.6	51	2,447
Girls' and teen-age wear	2,707	359	61,166	92	2.8	52	2,491
Infants' wear	1,182	312	48,022	66	2.1	47	2,235
Underwear, slips, negligees, robes	2,718	442	76,688	103	3.2	58	2,592
Corsets and brassieres	731	281	54,138	30	0.9	39	1,999
Women's, children's hosiery	1,732	400	69,049	85	2.6	56	2,621
Millinery	1,018	257	50,631	33	1.0	28	1,356
Handbags, other accessories	1,463	355	67,263	33	1.0	36	1,950
Men's, boys' leather footwear	5,591	438	73,324	333	10.3	64	2,818
Women's, misses', juniors' leather footwear	6,782	425	66,787	368	11.4	57	2,470
Rubber footwear	787	240	29,936	63	2.0	41	1,922
Other sales	8,448	...	...	239	7.4	...	...
Stores not analyzing merchandise line sales	3,762	27	...	234	...	6	...

Kind of business and merchandise line	Large stores and multiunits: Merchandise line sales (Thousand dollars) (1)	Large stores and multiunits: Stores reporting merchandise line: Number (2)	Large stores and multiunits: Stores reporting merchandise line: Total sales (Thousand dollars) (3)	Sample of small single unit stores: Merchandise line sales: Amount (Thousand dollars) (4)	Sample of small single unit stores: Merchandise line sales: Percent distribution (5)	Sample of small single unit stores: Stores reporting merchandise line: Number (6)	Sample of small single unit stores: Stores reporting merchandise line: Total sales (Thousand dollars) (7)
FAMILY CLOTHING STORES	EAST NORTH CENTRAL						
Stores analyzing merchandise line sales, total	275,295	808	...	3,598	100.0	104	...
Men's ready-made clothing	78,565	699	247,[illegible]	504	14.0	76	2,721
Men's furnishings	30,396	687	227,177	473	13.2	87	3,105
Men's hats and caps	4,385	516	185,638	76	2.1	70	2,543
Boys' wear	10,274	587	204,175	205	5.7	74	2,608
Custom-made men's clothing	1,024	50	20,770	8	0.2	7	261
Women's, misses', juniors' coats and suits	42,589	637	247,937	317	8.8	57	2,300
Women's, misses', juniors' dresses	29,300	724	247,554	425	11.8	88	3,151
Housedresses and uniforms	1,815	344	75,861	119	3.3	57	2,125
Custom-made women's apparel	1,782	60	14,318	40	1.1	11	368
Fur garments and furs	3,924	268	117,995	7	0.2	8	267
Blouses, skirts, sportswear	10,387	585	220,216	126	3.5	70	2,385
Girls' and teen age wear	6,091	439	155,349	105	2.9	58	2,139
Infants' wear	3,517	337	110,434	107	3.0	64	2,15[illegible]
Underwear, slips, negligees, robes	6,758	535	190,232	136	3.8	68	2,381
Corsets and brassieres	2,586	326	149,840	35	1.0	47	1,762
Women's, children's hosiery	4,489	484	175,305	137	3.8	67	2,280
Millinery	2,843	291	134,078	8	0.2	13	544
Handbags, other accessories	4,713	434	163,742	43	1.2	32	1,409
Men's, boys' leather footwear	7,794	474	173,226	203	5.6	58	1,992
Women's, misses', juniors' leather footwear	9,424	402	151,447	244	6.8	55	1,311
Rubber footwear	1,302	212	78,215	68	1.9	51	1,673
Other sales	10,932	...	...	212	5.9	...	...
Stores not analyzing merchandise line sales	6,658	42	...	90	...	4	...
	SOUTH ATLANTIC						
Stores analyzing merchandise line sales, total	173,769	895	...	5,754	100.0	136	...
Men's ready-made clothing	37,899	811	164,049	1,033	18.0	119	5,253
Men's furnishings	17,042	779	153,721	467	8.1	106	4,0[illegible]
Men's hats and caps	3,440	654	130,930	103	1.8	90	4,018
Boys' wear	6,506	675	127,408	241	4.2	93	4,191
Custom-made men's clothing	560	75	10,617	49	0.9	14	[illegible]
Women's, misses', juniors' coats and suits	22,440	787	156,735	639	11.1	101	4,65[illegible]
Women's, misses', juniors' dresses	14,[illegible]	806	159,518	757	13.2	125	5,275
Housedresses and uniforms	2,178	445	79,297	104	1.8	71	3,20[illegible]
Custom-made women's apparel	1,301	84	13,315	50	0.9	16	685
Fur garments and furs	869	171	43,138	13	0.2	15	871
Blouses, skirts, sportswear	[illegible]	696	142,[illegible]	192	3.3	94	4,10[illegible]
Girls' and teen-age wear	4,682	575	101,[illegible]	134	2.3	73	3,414
Infants' wear	3,158	451	84,149	130	2.3	59	2,9[illegible]
Underwear, slips, negligees, robes	5,621	671	13[illegible],132	190	3.3	93	4,11[illegible]
Corsets and brassieres	1,515	452	1[illegible],414	55	1.0	57	2,[illegible]
Women's, children's hosiery	3,139	610	128,[illegible]	140	2.[illegible]	[illegible]	3,55[illegible]
Millinery	2,246	456	104,[illegible]	53	0.9	47	2,281
Handbags, other accessories	3,657	534	11[illegible]	63	1.1	62	3,76[illegible]
Men's, boys' leather footwear	[illegible]	680	137,1[illegible]5	472	8.2	91	3,913
Women's, misses', juniors' leather footwear	10,960	611	116,358	482	8.4	85	3,661
Rubber footwear	888	279	41,[illegible]	87	1.5	49	2,227
Other sales	10,022	...	...	294	5.1	...	...
Stores not analyzing merchandise line sales	6,289	62	...	262	...	5	...
	WEST SOUTH CENTRAL						
Stores analyzing merchandise line sales, total	149,336	623	...	3,621	100.0	80	...
Men's ready-made clothing	30,795	566	140,252	525	14.5	66	3,134
Men's furnishings	17,910	527	134,980	296	8.2	64	3,092
Men's hats and caps	3,680	456	117,208	125	3.5	55	2,599
Boys' wear	6,359	470	114,841	188	5.2	65	2,818
Custom-made men's clothing	865	62	24,495	23	0.6	8	486
Women's, misses', juniors' coats and suits	16,035	562	136,229	341	9.4	57	2,942
Women's, misses', juniors' dresses	14,404	549	133,639	442	12.2	68	3,277
Housedresses and uniforms	1,686	338	63,928	88	2.4	50	2,327
Custom-made women's apparel	1,353	81	17,378	10	0.3	8	371
Fur garments and furs	936	113	40,642	2	0.1	4	191
Blouses, skirts, sportswear	4,575	458	112,233	108	3.0	43	2,193
Girls' and teen-age wear	3,472	410	89,439	82	2.3	48	2,076
Infants' wear	1,746	351	71,728	60	1.7	47	1,946
Underwear, slips, negligees, robes	5,617	478	120,163	103	2.8	52	2,429
Corsets and brassieres	1,211	343	76,383	30	0.8	36	1,767
Women's, children's hosiery	3,548	435	113,816	81	2.2	51	2,292
Millinery	2,088	303	86,593	43	1.2	24	1,458
Handbags, other accessories	3,309	403	106,237	110	3.0	37	2,034
Men's, boys' leather footwear	8,406	501	121,516	309	8.5	56	2,528
Women's, misses', juniors' leather footwear	8,967	469	101,010	295	8.1	55	2,616
Rubber footwear	766	256	43,277	68	1.9	33	1,396
Other sales	11,378	...	...	292	8.1	...	...
Stores not analyzing merchandise line sales	8,053	47	...	251	...	7	...

See footnotes at end of table.

Table 19C.—MERCHANDISE LINE SALES OF LARGE STORES AND MULTIUNITS, AND SMALL STORE SAMPLE—APPAREL GROUP—KIND OF BUSINESS, BY GEOGRAPHIC DIVISION: 1948—Continued

[See text for explanatory material and description of sample data included]

Columns: Large stores and multiunits — (1) Merchandise line sales (Thousand dollars); Stores reporting merchandise line: (2) Number, (3) Total sales (Thousand dollars). Sample of small single unit stores — Merchandise line sales: (4) Amount (Thousand dollars), (5) Percent distribution; Stores reporting merchandise line: (6) Number, (7) Total sales (Thousand dollars).

FAMILY CLOTHING STORES

Kind of business and merchandise line	MOUNTAIN (1)	(2)	(3)	(4)	(5)	(6)	(7)	PACIFIC (1)	(2)	(3)	(4)	(5)	(6)	(7)
Stores analyzing merchandise line sales, total	37,666	174	...	1,170	100.0	22	...	111,822	311	...	2,004	100.0	40	...
Men's ready made clothing	6,303	156	35,955	149	12.7	19	941	27,356	268	103,535	334	16.7	29	1,535
Men's furnishings	4,670	151	33,590	119	10.2	20	982	17,991	270	104,205	195	9.7	27	1,309
Men's hats and caps	1,365	142	30,401	74	6.3	18	976	2,360	208	93,725	25	1.3	20	944
Boys' wear	1,426	139	26,552	45	3.8	16	719	4,528	191	79,128	89	4.5	25	1,178
Custom made men's clothing	149	19	2,195	1	0.1	1	91	708	20	6,900	8	0.4	4	135
Women's, misses', juniors' coats and suits	3,601	152	35,727	111	9.5	17	978	11,808	249	106,629	163	8.1	26	1,479
Women's, misses', juniors' dresses	2,057	143	32,626	94	8.0	18	1,001	8,171	264	105,666	271	13.5	34	1,713
Housedresses and uniforms	411	111	22,524	12	1.0	9	417	526	120	21,118	38	1.9	19	1,060
Custom made women's apparel	377	37	5,478	28	2.4	3	354	702	29	15,046	21	1.1	8	379
Fur garments and furs	401	45	14,634	2	0.2	5	170	396	35	21,745	17	0.8	10	502
Blouses, skirts, sportswear	1,242	144	32,512	49	4.2	11	695	6,997	237	97,236	98	4.9	25	1,368
Girls' and teen age wear	736	114	23,927	33	2.8	15	741	1,202	138	34,068	67	3.4	26	1,306
Infants' wear	902	116	18,609	24	2.1	12	547	1,070	143	35,248	61	3.0	22	1,168
Underwear, slips, negligees, robes	1,129	135	29,766	19	1.6	12	558	2,955	227	91,437	62	3.1	27	1,445
Corsets and brassieres	509	132	24,459	5	0.4	8	393	1,311	163	64,919	47	2.3	23	1,328
Women's, children's hosiery	1,087	124	28,235	16	1.4	11	593	1,849	199	82,784	72	3.6	24	1,380
Millinery	419	86	21,294	8	0.7	6	261	1,221	102	70,757	8	0.4	9	583
Handbags, other accessories	932	116	29,702	13	1.1	7	419	2,206	175	85,978	54	2.7	17	961
Men's, boys' leather footwear	2,152	141	31,446	133	11.4	18	902	4,781	210	94,137	99	4.9	23	1,005
Women's, misses', juniors' leather footwear	2,590	129	29,869	125	10.7	17	966	5,482	169	72,657	111	5.5	22	1,136
Rubber footwear	264	84	13,[illegible]53	26	2.2	13	645	224	62	16,001	14	0.7	16	735
Other sales	3,933	...	...	84	7.2	...	...	7,978	...	...	150	7.5	...	...
Stores not analyzing merchandise line sales	4,335	21	...	62	...	2	...	2,291	18	...	57	...	4	...

WOMEN'S READY-TO-WEAR STORES

Kind of business and merchandise line	UNITED STATES (1)	(2)	(3)	(4)	(5)	(6)	(7)	NEW ENGLAND (1)	(2)	(3)	(4)	(5)	(6)	(7)
Stores analyzing merchandise line sales, total	[illegible]	1[illegible],917	...	[illegible]	100.0	1,791	...	197,341	781	...	4,901	100.0	138	...
Women's, misses', juniors' coats and suits	[illegible]	9,213	2,453,273	12,933	21.8	1,075	42,901	50,425	671	190,376	1,147	23.4	83	3,548
Women's, misses', juniors' dresses	[illegible]	10,230	2,495,[illegible]	26,119	44.0	1,672	55,922	53,949	758	194,288	2,280	46.5	131	4,670
Housedresses and uniforms	[illegible]	[illegible]	607,111	1,417	2.4	520	16,619	2,416	171	69,710	60	1.2	33	1,028
Custom made women's apparel	20,341	[illegible]3	167,295	571	1.0	110	3,671	924	34	[illegible],774	49	1.0	14	372
Fur garments and furs	[illegible]	[illegible]	[illegible]	[illegible]	[illegible]	93	4,166	8,[illegible]	209	122,210	[illegible]	[illegible]	15	668
Blouses, skirts, sportswear	[illegible]	[illegible]	[illegible]	[illegible]	[illegible]	947	36,088	20,839	554	167,526	384	7.8	76	3,024
Girls' and teen age wear	[illegible]1,379	[illegible]	[illegible]	1,352	[illegible]	367	12,542	5,141	156	71,241	150	3.1	32	1,158
Infants' wear	[illegible]	1,565	719,259	879	1.5	311	9,577	2,808	122	63,030	80	1.6	27	912
Underwear, slips, negligees, robes	[illegible]	[illegible]	1,994,8[illegible]	[illegible]	5.9	991	34,161	11,208	431	132,847	229	4.7	70	2,705
Corsets and brassieres	[illegible]1,312	[illegible]	[illegible]	1,275	2.1	632	22,495	4,060	303	109,377	76	1.6	45	1,872
Women's, children's hosiery	[illegible]	[illegible]	[illegible]	1,619	2.7	834	27,987	6,709	409	127,495	108	2.2	59	2,030
Millinery	[illegible]	3,376	[illegible]	1,736	1.7	403	17,226	5,293	207	121,737	90	1.8	33	1,306
Handbags, other accessories	91,010	5,356	1,869,146	993	1.7	523	21,301	4,551	381	132,225	43	0.9	34	1,434
Women's, misses', juniors' leather footwear	91,415	1,352	911,225	643	1.1	113	4,128	5,393	58	73,276	17	0.3	6	154
Men's furnishings	7,128	[illegible]	214,132	94	0.1	51	1,166	571	30	28,338	10	0.2	6	142
Boys' wear	1[illegible],163	439	277,414	133	0.2	56	1,806	914	38	25,303	10	0.2	4	136
Other sales	143,376	...	...	1,433	2.4	...	...	9,178	...	...	131	2.7	...	...
Stores not analyzing merchandise line sales	101,507	793	...	2,987	...	116	...	14,161	97	...	72	...	8	...

Kind of business and merchandise line	MIDDLE ATLANTIC (1)	(2)	(3)	(4)	(5)	(6)	(7)	EAST NORTH CENTRAL (1)	(2)	(3)	(4)	(5)	(6)	(7)
Stores analyzing merchandise line sales, total	542,305	2,522	...	18,478	100.0	590	...	545,267	2,134	...	9,652	100.0	281	...
Women's, misses', juniors' coats and suits	17[illegible],761	1,881	617,670	3,520	19.0	252	10,352	147,223	1,901	526,592	2,212	22.9	166	7,331
Women's, misses', juniors' dresses	217,315	2,267	653,078	9,873	53.4	515	16,557	160,374	2,074	534,491	3,706	38.4	271	9,445
Housedresses and uniforms	4,036	471	177,960	346	1.9	114	3,500	12,280	622	138,569	232	2.4	97	3,469
Custom made women's apparel	7,304	101	92,334	49	0.3	18	408	4,633	78	25,384	174	1.8	18	880
Fur garments and furs	12,731	452	371,161	49	0.3	15	607	13,697	611	311,245	87	0.9	18	997
Blouses, skirts, sportswear	67,067	1,488	548,301	1,412	7.6	218	8,056	60,022	1,204	473,731	939	9.7	126	6,958
Girls' and teen age wear	14,279	709	241,372	333	1.8	75	2,457	9,685	449	175,332	250	2.6	60	2,426
Infants' wear	9,100	267	233,400	297	1.6	74	2,319	5,329	314	129,758	157	1.6	55	1,754
Underwear, slips, negligees, robes	44,964	1,241	479,610	933	5.0	209	6,809	36,719	1,537	432,336	670	6.9	181	6,499
Corsets and brassieres	15,348	853	397,110	353	1.9	137	4,625	13,020	976	309,784	254	2.6	117	4,281
Women's, children's hosiery	19,492	1,065	445,035	478	2.6	192	6,061	17,874	1,371	402,779	383	4.0	166	5,856
Millinery	14,543	570	401,297	176	1.0	77	2,529	14,166	845	342,107	157	1.6	79	3,088
Handbags, other accessories	25,122	931	455,575	225	1.2	107	4,180	17,886	895	400,790	200	2.1	81	4,300
Women's, misses', juniors' leather footwear	19,381	197	243,275	56	0.3	13	487	17,771	225	187,193	73	0.8	15	644
Men's furnishings	3,221	53	79,004	32	0.2	14	304	913	39	22,422	18	0.2	7	173
Boys' wear	5,638	105	110,890	35	0.2	15	515	1,137	64	43,624	9	0.1	3	241
Other sales	27,100	...	...	311	1.7	...	...	13,538	...	...	131	1.4	...	...
Stores not analyzing merchandise line sales	25,366	151	...	563	...	21	...	21,336	226	...	712	...	26	...

Kind of business and merchandise line	WEST NORTH CENTRAL (1)	(2)	(3)	(4)	(5)	(6)	(7)	SOUTH ATLANTIC (1)	(2)	(3)	(4)	(5)	(6)	(7)
Stores analyzing merchandise line sales, total	206,093	964	...	4,678	100.0	147	...	307,265	1,506	...	6,295	100.0	185	...
Women's, misses', juniors' coats and suits	53,743	812	198,554	1,136	24.3	103	3,942	73,041	1,360	292,468	1,546	24.6	133	5,253
Women's, misses', juniors' dresses	54,493	854	199,308	1,834	39.2	143	4,531	99,484	1,449	296,995	2,589	41.1	174	6,031
Housedresses and uniforms	3,646	358	82,865	151	3.2	74	2,274	2,861	281	47,209	137	2.2	39	1,361
Custom made women's apparel	1,308	[illegible]	11,1[illegible]	36	0.8	10	310	1,642	64	10,688	70	1.1	17	507
Fur garments and furs	[illegible],532	281	120,843	11	0.2	3	106	5,[illegible]	487	170,516	19	0.3	6	350
Blouses, skirts, sportswear	[illegible],144	750	180,13[illegible]	287	6.1	97	3,150	35,[illegible]1	1,199	259,186	400	6.4	111	3,713
Girls' and teen age wear	4,162	291	86,116	106	2.3	42	1,204	[illegible],057	306	91,669	161	2.6	45	1,511
Infants' wear	[illegible],791	292	[illegible]	43	0.9	34	944	2,386	215	55,590	59	0.9	28	869
Underwear, slips, negligees, robes	1[illegible],438	[illegible]	17[illegible]	267	5.7	104	3,420	25,760	1,102	242,765	356	5.7	110	3,867
Corsets and brassieres	[illegible],298	[illegible]3	141,804	109	2.3	70	2,348	6,680	694	171,209	96	1.5	57	2,030
Women's, children's hosiery	[illegible]	[illegible]	1[illegible],352	124	2.6	85	2,974	10,[illegible]	962	219,235	122	1.9	76	2,638
Millinery	[illegible]	47[illegible]	[illegible]	154	3.3	61	1,971	7,[illegible]	591	171,761	143	2.3	52	2,155
Handbags, other accessories	[illegible],453	584	[illegible]	115	2.5	61	2,184	10,198	856	213,919	110	1.7	69	2,759
Women's, misses', juniors' leather footwear	1[illegible],3[illegible]	1[illegible]	84,[illegible]	51	1.1	11	343	[illegible]	228	84,296	201	3.2	22	982
Men's furnishings	185	11	[illegible],34[illegible]	4	0.1	7	132	529	31	8,773	5	0.1	5	131
Boys' wear	[illegible]	14	[illegible]	7	0.2	3	109	400	18	27,631	22	0.3	8	261
Other sales	[illegible]	...	...	243	5.2	...	...	9,[illegible]	...	...	259	4.1	...	...
Stores not analyzing merchandise line sales	[illegible]	[illegible]	...	211	...	9	...	12,[illegible]	50	...	339	...	9	...

Table 19C.—MERCHANDISE LINE SALES OF LARGE STORES AND MULTIUNITS, AND SMALL STORE SAMPLE—APPAREL GROUP—KIND OF BUSINESS, BY GEOGRAPHIC DIVISION: 1948—Continued

[See text for explanatory material and description of sample data included]

Kind of business and merchandise line	Large stores and multiunits			Sample of small single unit stores				Large stores and multiunits			Sample of small single unit stores			
	Merchandise line sales	Stores reporting merchandise line		Merchandise line sales		Stores reporting merchandise line		Merchandise line sales	Stores reporting merchandise line		Merchandise line sales		Stores reporting merchandise line	
	(Thousand dollars)	Number	Total sales (Thousand dollars)	Amount (Thousand dollars)	Percent distribution	Number	Total sales (Thousand dollars)	(Thousand dollars)	Number	Total sales (Thousand dollars)	Amount (Thousand dollars)	Percent distribution	Number	Total sales (Thousand dollars)
	(1)	(2)	(3)	(4)	(5)	(6)	(7)	(1)	(2)	(3)	(4)	(5)	(6)	(7)
WOMEN'S READY-TO-WEAR STORES	EAST SOUTH CENTRAL							WEST SOUTH CENTRAL						
Stores analyzing merchandise line sales, total	126,618	570	...	1,837	100.0	65	...	196,031	831	...	3,879	100.0	120	...
Women's, misses', juniors' coats and suits	29,713	533	120,956	449	24.4	52	1,693	41,753	768	188,888	869	22.4	93	3,357
Women's, misses', juniors' dresses	34,127	555	122,343	626	34.1	63	1,787	57,282	802	187,388	1,431	36.9	117	3,835
Housedresses and uniforms	1,639	136	22,171	58	3.2	25	630	1,445	200	28,088	158	4.1	51	1,654
Custom-made women's apparel	655	37	4,906	15	0.8	5	181	1,070	25	5,607	59	1.5	14	395
Fur garments and furs	1,824	171	65,805	11	0.6	4	281	3,707	250	104,754	13	0.3	4	189
Blouses, skirts, sportswear	13,392	477	110,848	136	7.4	48	1,451	22,890	712	175,892	287	7.4	74	2,582
Girls' and teen age wear	2,531	154	36,049	48	2.6	18	572	2,943	168	47,074	90	2.3	37	1,229
Infants' wear	1,431	90	21,665	20	1.1	14	423	3,733	161	59,824	108	2.8	35	1,177
Underwear, slips, negligees, robes	11,082	482	111,606	152	8.3	53	1,558	17,271	701	175,273	227	5.9	83	2,558
Corsets and brassieres	2,789	289	76,007	46	2.5	30	983	4,474	441	120,349	73	1.9	58	1,732
Women's, children's hosiery	4,848	426	99,101	55	3.0	41	1,255	7,175	612	162,142	102	2.6	72	2,295
Millinery	3,930	295	82,354	68	3.7	31	1,104	5,689	322	112,805	81	2.1	46	1,546
Handbags, other accessories	4,709	392	103,434	36	2.0	28	1,021	6,471	568	160,685	84	2.2	46	1,503
Women's, misses', juniors' leather footwear	7,157	130	49,061	51	2.8	13	355	11,477	171	74,628	143	3.7	23	835
Men's furnishings	403	11	3,756	6	0.3	5	145	524	19	9,421	2	0.1	4	59
Boys' wear	587	31	17,499	9	0.4	4	92	273	31	7,622	25	0.6	10	224
Other sales	5,801	...	...	51	2.8	...	...	7,854	...	...	127	3.2	...	...
Stores not analyzing merchandise line sales	6,600	24	...	229	...	6	...	4,882	42	...	197	...	5	...
	MOUNTAIN							PACIFIC						
Stores analyzing merchandise line sales, total	60,091	302	...	2,110	100.0	55	...	275,213	1,260	...	7,574	100.0	210	...
Women's, misses', juniors' coats and suits	14,381	280	58,276	430	20.4	43	1,799	76,661	1,007	259,793	1,624	21.4	150	5,626
Women's, misses', juniors' dresses	16,339	289	57,661	725	34.4	53	1,936	65,664	1,182	250,131	3,055	40.3	205	7,130
Housedresses and uniforms	401	76	9,774	84	4.0	25	784	1,802	240	50,765	191	2.5	62	1,919
Custom-made women's apparel	1,022	18	3,919	15	0.7	5	230	1,933	68	35,432	105	1.4	9	382
Fur garments and furs	1,113	87	30,173	38	1.8	10	584	4,870	215	137,368	13	0.2	8	334
Blouses, skirts, sportswear	7,471	253	54,732	237	11.2	45	1,837	41,263	966	232,730	1,020	13.5	145	5,317
Girls' and teen age wear	773	75	20,969	63	3.0	19	712	5,800	204	90,769	157	2.1	39	1,273
Infants' wear	690	48	17,189	22	1.0	14	429	2,802	140	75,750	92	1.2	30	750
Underwear, slips, negligees, robes	4,762	249	52,558	158	7.5	42	1,756	17,930	764	190,794	534	7.0	139	4,989
Corsets and brassieres	1,400	139	37,207	66	3.2	32	1,316	9,123	545	177,110	202	2.7	87	3,308
Women's, children's hosiery	2,132	218	48,546	64	3.1	37	1,369	9,376	764	201,247	183	2.4	106	3,509
Millinery	1,286	130	35,386	55	2.6	30	1,265	7,191	384	152,357	112	1.5	60	2,262
Handbags, other accessories	1,614	177	43,164	48	2.2	26	1,153	8,015	549	187,727	139	1.8	71	2,767
Women's, misses', juniors' leather footwear	2,826	51	22,729	47	2.2	6	252	7,604	125	91,794	4	0.1	4	76
Men's furnishings	233	10	10,645	2	0.1	1	50	549	22	43,534	5	0.1	2	30
Boys' wear	115	13	4,971	...	...	1	3	653	49	21,396	16	0.2	7	223
Other sales	3,533	...	...	56	2.6	...	...	15,987	...	...	124	1.6	...	...
Stores not analyzing merchandise line sales	3,889	38	...	275	...	7	...	8,318	112	...	399	...	25	...
MILLINERY STORES	UNITED STATES							NEW ENGLAND						
Stores analyzing merchandise line sales, total	48,431	1,485	...	5,750	100.0	416	...	3,114	128	...				
Millinery	40,633	1,485	48,431	5,299	92.1	416	5,750	2,654	128	3,114	Information not shown because of high sampling variability.			
Women's, children's hosiery	604	122	3,685	46	0.8	26	462	68	12	663				
Handbags, other accessories	5,379	834	28,173	241	4.2	105	1,685	214	76	1,932				
Other sales	1,815	...	...	164	2.9	...	...	178	...	...				
Stores not analyzing merchandise line sales	1,502	23	...	37	...	5	...	...	...	...				
	MIDDLE ATLANTIC							EAST NORTH CENTRAL						
Stores analyzing merchandise line sales, total	12,506	373	...	2,365	100.0	161	...	11,294	364	...	1,385	100.0	99	...
Millinery	10,663	373	12,506	2,202	93.1	161	2,365	9,428	364	11,294	1,252	90.4	99	1,385
Women's, children's hosiery	114	10	387	13	0.5	10	173	334	66	1,836	19	1.4	9	133
Handbags, other accessories	1,223	170	6,153	96	4.1	36	690	1,123	199	6,466	69	5.0	22	425
Other sales	506	...	...	54	2.3	...	...	409	...	...	45	3.2	...	...
Stores not analyzing merchandise line sales	875	9	...	10	...	3	...	426	8	...	...	...	...	...
	WEST NORTH CENTRAL							SOUTH ATLANTIC						
Stores analyzing merchandise line sales, total	4,241	163	...	147	100.0	22	...	5,764	151	...	570	100.0	31	...
Millinery	3,229	163	4,241	139	94.6	22	147	5,069	151	5,764	475	83.3	31	570
Women's, children's hosiery	24	19	191	1	0.7	1	9	4	3	23	12	2.1	3	18
Handbags, other accessories	768	116	3,188	1	0.7	20	3	491	72	2,655	43	7.6	8	271
Other sales	220	...	...	6	4.0	...	...	200	...	...	40	7.0	...	...
Stores not analyzing merchandise line sales	...	...	...	20	...	1	...	93	3	...	...	...	...	...
	EAST SOUTH CENTRAL							WEST SOUTH CENTRAL						
Stores analyzing merchandise line sales, total	2,060	57	...					3,415	68	...				
Millinery	1,848	57	2,060					2,694	68	3,415				
Women's, children's hosiery	(1)	1	(x)	Information not shown because of high sampling variability.				25	7	223	Information not shown because of high sampling variability.			
Handbags, other accessories	184	29	1,100					694	52	2,629				
Other sales	28	...	...					114	...	...				
Stores not analyzing merchandise line sales	68	2	...					...	...	...				

See footnotes at end of table.

Table 19C.—MERCHANDISE LINE SALES OF LARGE STORES AND MULTIUNITS, AND SMALL STORE SAMPLE—APPAREL GROUP—KIND OF BUSINESS, BY GEOGRAPHIC DIVISION*: 1948—Continued

[See text for explanatory material and description of sample data included]

Kind of business and merchandise line	Large stores and multiunits			Sample of small single unit stores				Large stores and multiunits			Sample of small single unit stores			
	Merchandise line sales	Stores reporting merchandise line		Merchandise line sales		Stores reporting merchandise line		Merchandise line sales	Stores reporting merchandise line		Merchandise line sales		Stores reporting merchandise line	
	(Thousand dollars)	Number	Total sales (Thousand dollars)	Amount (Thousand dollars)	Percent distribution	Number	Total sales (Thousand dollars)	(Thousand dollars)	Number	Total sales (Thousand dollars)	Amount (Thousand dollars)	Percent distribution	Number	Total sales (Thousand dollars)
	(1)	(2)	(3)	(4)	(5)	(6)	(7)	(1)	(2)	(3)	(4)	(5)	(6)	(7)
	MOUNTAIN							PACIFIC						
MILLINERY STORES														
Stores analyzing merchandise line sales, total	1,14	39	...					4,2		...	30	100.0	31	...
Millinery	4	39	1,1	Information not shown because of high sampling variability.				4,131		,2	2		31	303
Women's, children's hosiery	(3)	1	(3)					13	3	10	...	(3)	1	3
Handbags, other accessories	1	29							1	3,2			2	11
Other sales	10	...	...					8	...	...		1.9	...	...
Stores not analyzing merchandise line sales	...	...	...					50	1	...		...	1	...
	UNITED STATES							NEW ENGLAND						
HOSIERY STORES														
Stores analyzing merchandise line sales, total	50,3	68	...	1,8	100.0		...	3,2	63	...	1	100.0	6	...
Women's, children's hosiery	30,4	68	50,3	1,4	77.4	8	1,8	2,8	63	3,2	14	80.3	6	178
Underwear, slips, negligees, robes	6,1	34	29,0	24	12.3	4	9	3	3	2,1	2	13.5	5	133
Corsets and brassieres	1,2	20	10,	9	4.9	3	5	1	1	4		1.1	2	20
Other sales	2,1	...	...	9	5.9	...	...	3	...	...		5.1	...	...
Stores not analyzing merchandise line sales	1,9	2	...	4	...	1	...	...	...	...	...	...	...	...
	MIDDLE ATLANTIC							EAST NORTH CENTRAL						
Stores analyzing merchandise line sales, total	24,5	33	...	1,2	100.0	6	...	14,3	1	...	2	100.0	1	...
Women's, children's hosiery	19,4	33	24,5	9	76.6	6	1,2	11,4	1	14,3	21	74.3	1	284
Underwear, slips, negligees, robes	3,6	19	10,4	18	14.9	3	6	1,1	6	5,6	2	9.9	1	130
Corsets and brassieres	1,1	12	11,0	6	4.8	2	4	3	3	2,7		2.3	6	8
Other sales	2,2	...	...	4	3.7	...	...	1,3	...	...	3	13.0	...	...
Stores not analyzing merchandise line sales	1	2	...	4	...	1	...	2		...	...	...	...	...
	WEST NORTH CENTRAL							SOUTH ATLANTIC						
Stores analyzing merchandise line sales, total	3	11	...					4,2	42	...		100.0	6	...
Women's, children's hosiery	3	11	5	Information not shown because of high sampling variability.				2,9	42	4,2		100.0	6	7
Underwear, slips, negligees, robes	4	5	18					7	2	3,4	...	...	...	...
Corsets and brassieres	2	4	10					2	1	1,3	...	...	...	...
Other sales	8	...	...					2	...	...	...	...	...	...
Stores not analyzing merchandise line sales	...	...	...					1,5	1	...	...	...	...	...
	EAST SOUTH CENTRAL							WEST SOUTH CENTRAL						
Stores analyzing merchandise line sales, total	6	14	...					1,5	23	...				
Women's, children's hosiery	4	14	6					1,5	23	1,5				
Underwear, slips, negligees, robes	1	4	3	Information not shown because of high sampling variability.				3	5	2	Information not shown because of high sampling variability.			
Corsets and brassieres	2	3	2					...	...	...				
Other sales	1	...	...					2	...	...				
Stores not analyzing merchandise line sales	...	...	...					...	...	...				
CORSET, LINGERIE STORES	UNITED STATES							NEW ENGLAND						
Stores analyzing merchandise line sales, total	3	4	...	5,5	100.0	23	...	2,3	41	...				
Underwear, slips, negligees, robes	11,4	2	2	1,7	31.8	14	3,8	1,0	23	2,4				
Corsets and brassieres	14,3	33	2	2,3	41.1	19	4,8	1,0	35	1,8				
Blouses, skirts, sportswear	3,1	12	14,0	2	3.8	3	1,1	1	6	5	Information not shown because of high sampling variability.			
Women's, children's hosiery	3,2	20	1	4	7.4	8	2,1	3	15	1,8				
Handbags, other accessories	1	2	8,0		1.0	2			4	2				
Other sales	2,6	...	...	2	5.2	...	...	2	...	...				
Stores not analyzing merchandise line sales	4	11	...	1	...	4	...	1	6	...				
	MIDDLE ATLANTIC							EAST NORTH CENTRAL						
Stores analyzing merchandise line sales, total	1	21	...	3,2	100.0	13	...	1,3	6	...				
Underwear, slips, negligees, robes	2,3	1	1	1,0	32.9	8	2,5	2,3	4	2				
Corsets and brassieres	5,5	17	15,3	1,5	46.4	1	2,8	2,0	5	1,1				
Blouses, skirts, sportswear	1,1	4	1	1	4.4	2	8	2	1	1	Information not shown because of high sampling variability.			
Women's, children's hosiery	2,1	11	1	3	13.6	3	1,5	2	3	2				
Handbags, other accessories	5	4	1		1.9	1	1	2	2	2,0				
Other sales	1	...	...	1	5.1	...	...	1	...	...				
Stores not analyzing merchandise line sales	4	1	...	3	...	1	...	...	...	...				
	SOUTH ATLANTIC							PACIFIC						
Stores analyzing merchandise line sales, total	1,2	1	...					2	5	...				
Underwear, slips, negligees, robes	1,2	1	1,					1	1	2				
Corsets and brassieres		1	1,					1,2	2	2				
Blouses, skirts, sportswear				Information not shown because of high sampling variability.					1	1	Information not shown because of high sampling variability.			
Women's, children's hosiery								1	2	1,2				
Handbags, other accessories								1	1	1				
Other sales		...	...						...	...				
Stores not analyzing merchandise line sales		1	...						1	...				

Table 19C.—MERCHANDISE LINE SALES OF LARGE STORES AND MULTIUNITS, AND SMALL STORE SAMPLE—APPAREL GROUP—KIND OF BUSINESS, BY GEOGRAPHIC DIVISION*:1948—Continued

[See text for explanatory material and description of sample data included]

Kind of business and merchandise line	Large stores and multiunits			Sample of small single unit stores				Large stores and multiunits			Sample of small single unit stores			
	Merchandise line sales (Thousand dollars) (1)	Stores reporting merchandise line Number (2)	Stores reporting merchandise line Total sales (Thousand dollars) (3)	Merchandise line sales Amount (Thousand dollars) (4)	Merchandise line sales Percent distribution (5)	Stores reporting merchandise line Number (6)	Stores reporting merchandise line Total sales (Thousand dollars) (7)	Merchandise line sales (Thousand dollars) (1)	Stores reporting merchandise line Number (2)	Stores reporting merchandise line Total sales (Thousand dollars) (3)	Merchandise line sales Amount (Thousand dollars) (4)	Merchandise line sales Percent distribution (5)	Stores reporting merchandise line Number (6)	Stores reporting merchandise line Total sales (Thousand dollars) (7)
	UNITED STATES							NEW ENGLAND						
APPAREL ACCESSORY, SPECIALTY STORES														
Stores analyzing merchandise line sales, total	111,413	947	...	5,731	100.0	214	...	2,473	40	...				
Blouses, skirts, sportswear	28,962	794	92,231	1,866	32.6	138	3,890	1,833	73	6,733				
Housedresses and uniforms	682	237	25,596	82	1.4	24	725	55	18	825				
Girls' and teenage wear	576	41	4,518	47	0.8	27	430	121	14	1,502				
Infants' wear	823	44	4,751	40	1.0	30	675	247	19	1,710	Information not shown because of high sampling variability.			
Underwear, slips, negligees, robes	24,435	798	90,169	838	14.6	138	3,642	1,317	70	6,198				
Corsets and brassieres	7,324	496	53,691	330	5.8	89	2,502	687	62	5,709				
Women's, children's hosiery	17,992	764	89,656	624	10.9	124	3,187	1,577	70	6,325				
Handbags, other accessories	11,697	622	72,114	605	10.8	93	2,886	586	66	5,936				
Other sales	19,133	...	...	841	14.7	...	...	1,048	...	...				
Stores not analyzing merchandise line sales	3,340	33	...	84	...	8	...	294	3	...				
	MIDDLE ATLANTIC							EAST NORTH CENTRAL						
Stores analyzing merchandise line sales, total	25,070	439	...	3,588	100.0	125	...	24,689	187	...	989	100.0	37	...
Blouses, skirts, sportswear	14,637	320	40,175	1,248	34.8	97	2,459	7,890	174	21,115	250	25.3	24	707
Housedresses and uniforms	195	49	4,851	53	1.5	17	465	148	73	7,536	12	1.2	9	169
Girls' and teenage wear	181	9	874	25	0.7	15	214	219	9	1,106	7	0.7	2	93
Infants' wear	328	12	1,677	28	0.8	19	359	103	4	542	19	1.9	6	137
Underwear, slips, negligees, robes	11,096	331	39,311	499	13.9	76	2,175	5,836	175	20,895	140	14.2	28	779
Corsets and brassieres	4,343	218	28,036	217	6.0	50	1,724	634	89	6,928	138	14.0	18	607
Women's, children's hosiery	7,471	322	37,961	370	10.3	71	1,837	3,437	157	18,467	112	11.3	25	649
Handbags, other accessories	7,420	241	30,720	711	19.8	51	1,726	779	95	10,207	89	9.0	20	543
Other sales	4,593	...	...	410	11.4	...	...	4,674	...	...	222	22.4	...	...
Stores not analyzing merchandise line sales	1,676	16	...	81	...	5	...	219	4	...	2	...	2	...
	WEST NORTH CENTRAL							SOUTH ATLANTIC						
Stores analyzing merchandise line sales, total	5,435	55	...					3,343	40	...				
Blouses, skirts, sportswear	1,261	48	5,260					419	31	3,186				
Housedresses and uniforms	81	34	3,850					14	13	1,927				
Girls' and teenage wear	10	3	463					(1)	1	(x)				
Infants' wear	...	...	...					(1)	1	(x)				
Underwear, slips, negligees, robes	1,426	49	5,314	Information not shown because of high sampling variability.				653	229	3,219	Information not shown because of high sampling variability.			
Corsets and brassieres	532	36	4,356					83	12	774				
Women's, children's hosiery	1,307	50	5,541					710	24	3,126				
Handbags, other accessories	150	40	4,137					417	31	3,434				
Other sales	868	...	...					1,647	...	...				
Stores not analyzing merchandise line sales	136	1	...					155	2	...				
	EAST SOUTH CENTRAL							WEST SOUTH CENTRAL						
Stores analyzing merchandise line sales, total	1,308	13	...					4,449	33	...	19	100.0	2	...
Blouses, skirts, sportswear	18	9	799					299	25	2,154	5	26.3	1	10
Housedresses and uniforms	6	9	799					119	17	1,639	...	...	...	...
Girls' and teenage wear	(1)	1	(x)					(1)	1	(x)	...	...	...	...
Infants' wear	(1)	2	(x)					(1)	2	(x)	...	...	...	...
Underwear, slips, negligees, robes	210	12	907	Information not shown because of high sampling variability.				464	22	1,905	1	5.3	1	10
Corsets and brassieres	(1)	1	(x)					(1)	2	(x)	(1)	(1)	1	(x)
Women's, children's hosiery	277	12	1,260					589	24	3,797	1	5.3	1	10
Handbags, other accessories	109	12	1,260					455	25	3,797	5	26.3	1	9
Other sales	688	...	...					2,523	...	...	7	36.8	...	...
Stores not analyzing merchandise line sales	225	1	...					248	4	...	...	...	...	...
	PACIFIC													
Stores analyzing merchandise line sales, total	13,049	111	...	942	100.0	11	...							
Blouses, skirts, sportswear	2,531	107	11,817	150	41.4	8	216							
Housedresses and uniforms	55	18	3,514	4	1.1	2	53							
Girls' and teenage wear	24	3	234	1	0.3	1	6							
Infants' wear	(1)	2	(x)	...	...	...	...							
Underwear, slips, negligees, robes	3,210	101	11,327	34	9.4	6	139							
Corsets and brassieres	983	72	7,493	7	1.9	2	62							
Women's, children's hosiery	2,389	91	12,236	53	14.7	7	177							
Handbags, other accessories	1,944	84	11,639	100	27.6	7	252							
Other sales	3,933	...	...	13	3.6	...	...							
Stores not analyzing merchandise line sales	396	7	...	...	...	...	...							

Table 19C.—MERCHANDISE LINE SALES OF LARGE STORES AND MULTIUNITS, AND SMALL STORE SAMPLE—APPAREL GROUP—KIND OF BUSINESS, BY GEOGRAPHIC DIVISION: 1948—Continued

[See text for explanatory material and description of sample data included]

Kind of business and merchandise line	Large stores and multiunits: Merchandise line sales (Thousand dollars) (1)	Large stores and multiunits: Stores reporting merchandise line: Number (2)	Large stores and multiunits: Stores reporting merchandise line: Total sales (Thousand dollars) (3)	Sample of small single unit stores: Merchandise line sales: Amount (Thousand dollars) (4)	Sample of small single unit stores: Merchandise line sales: Percent distribution (5)	Sample of small single unit stores: Stores reporting merchandise line: Number (6)	Sample of small single unit stores: Stores reporting merchandise line: Total sales (Thousand dollars) (7)	Large stores and multiunits: Merchandise line sales (Thousand dollars) (1)	Large stores and multiunits: Stores reporting merchandise line: Number (2)	Large stores and multiunits: Stores reporting merchandise line: Total sales (Thousand dollars) (3)	Sample of small single unit stores: Merchandise line sales: Amount (Thousand dollars) (4)	Sample of small single unit stores: Merchandise line sales: Percent distribution (5)	Sample of small single unit stores: Stores reporting merchandise line: Number (6)	Sample of small single unit stores: Stores reporting merchandise line: Total sales (Thousand dollars) (7)
MEN'S SHOE STORES	UNITED STATES							NEW ENGLAND						
Stores analyzing merchandise line sales, total	[illegible]	[illegible]	...	[illegible]	[illegible]	[illegible]	...	[illegible]	[illegible]	...	[illegible]	[illegible]	[illegible]	...
Men's, boys' leather footwear	[illegible]	[illegible]	[illegible]	[illegible]	[illegible]	[illegible]	[illegible]	[illegible]	[illegible]	[illegible]	[illegible]	[illegible]	[illegible]	[illegible]
Women's, misses', juniors' leather footwear	[illegible]	[illegible]	[illegible]	[illegible]	[illegible]	[illegible]	[illegible]	[illegible]	[illegible]	[illegible]	[illegible]	[illegible]	[illegible]	[illegible]
Rubber footwear	[illegible]	[illegible]	[illegible]	[illegible]	[illegible]	[illegible]	[illegible]	[illegible]	[illegible]	[illegible]	[illegible]	[illegible]	[illegible]	[illegible]
Men's furnishings	[illegible]	[illegible]	[illegible]	[illegible]	[illegible]	[illegible]	[illegible]	[illegible]	[illegible]	[illegible]	[illegible]	[illegible]	1	[illegible]
Men's hats and caps	[illegible]	[illegible]	[illegible]	[illegible]	[illegible]	[illegible]	[illegible]	...	...	...	...	...	...	...
Handbags, other accessories	[illegible]	[illegible]	[illegible]	[illegible]	[illegible]	[illegible]	[illegible]	[illegible]	[illegible]	[illegible]	...	...	...	...
Other sales	[illegible]	...	...	[illegible]	[illegible]	...	...	[illegible]	...	...	[illegible]	[illegible]	...	...
Stores not analyzing merchandise line sales	[illegible]	[illegible]	...	[illegible]	...	[illegible]	...	...	...	...	...	...	...	...
	MIDDLE ATLANTIC							EAST NORTH CENTRAL						
Stores analyzing merchandise line sales, total	[illegible]	[illegible]	...	[illegible]	[illegible]	[illegible]	...	[illegible]	[illegible]	...	[illegible]	[illegible]	[illegible]	...
Men's, boys' leather footwear	[illegible]	[illegible]	[illegible]	[illegible]	[illegible]	[illegible]	[illegible]	[illegible]	[illegible]	[illegible]	[illegible]	[illegible]	[illegible]	[illegible]
Women's, misses', juniors' leather footwear	[illegible]	[illegible]	[illegible]	[illegible]	[illegible]	[illegible]	[illegible]	[illegible]	[illegible]	[illegible]	[illegible]	[illegible]	[illegible]	[illegible]
Rubber footwear	[illegible]	[illegible]	[illegible]	[illegible]	[illegible]	[illegible]	[illegible]	[illegible]	[illegible]	[illegible]	[illegible]	[illegible]	[illegible]	[illegible]
Men's furnishings	[illegible]	[illegible]	[illegible]	[illegible]	[illegible]	[illegible]	[illegible]	[illegible]	[illegible]	[illegible]	[illegible]	[illegible]	1	[illegible]
Men's hats and caps	[illegible]	[illegible]	[illegible]	[illegible]	[illegible]	[illegible]	[illegible]	[illegible]	[illegible]	[illegible]	[illegible]	[illegible]	[illegible]	[illegible]
Handbags, other accessories	[illegible]	[illegible]	[illegible]	...	...	...	...	[illegible]	11	[illegible]	...	...	...	...
Other sales	[illegible]	...	...	[illegible]	[illegible]	...	...	[illegible]	...	...	[illegible]	[illegible]	...	...
Stores not analyzing merchandise line sales	...	...	...	...	...	...	...	...	...	...	...	...	...	...
	WEST NORTH CENTRAL							SOUTH ATLANTIC						
Stores analyzing merchandise line sales, total	[illegible]	[illegible]	...	[illegible]	[illegible]	[illegible]	...	[illegible]	[illegible]	...	[illegible]	[illegible]	[illegible]	...
Men's, boys' leather footwear	[illegible]	[illegible]	[illegible]	[illegible]	[illegible]	[illegible]	[illegible]	[illegible]	[illegible]	[illegible]	[illegible]	[illegible]	[illegible]	[illegible]
Women's, misses', juniors' leather footwear	...	[illegible]	[illegible]	[illegible]	[illegible]	[illegible]	[illegible]	[illegible]	[illegible]	[illegible]	...	...	...	...
Rubber footwear	[illegible]	[illegible]	[illegible]	[illegible]	3.	[illegible]	[illegible]	[illegible]	[illegible]	4,930	[illegible]	[illegible]	1	[illegible]
Men's furnishings	[illegible]	[illegible]	[illegible]	[illegible]	[illegible]	[illegible]	[illegible]	[illegible]	[illegible]	13,[illegible]	[illegible]	[illegible]	[illegible]	68
Men's hats and caps	[illegible]	[illegible]	[illegible]	[illegible]	(1)	[illegible]	[illegible]	...	...	...	[illegible]	[illegible]	[illegible]	[illegible]
Handbags, other accessories	[illegible]	[illegible]	[illegible]	[illegible]	(1)	[illegible]	[illegible]	[illegible]	[illegible]	[illegible]	...	...	...	...
Other sales	[illegible]	...	...	[illegible]	[illegible]	...	...	[illegible]	...	...	[illegible]	[illegible]	...	...
Stores not analyzing merchandise line sales	[illegible]	1	...	...	...	...	...	...	...	...	11	...	1	...
	EAST SOUTH CENTRAL							WEST SOUTH CENTRAL						
Stores analyzing merchandise line sales, total	[illegible]	[illegible]	...					11,[illegible]	[illegible]	...	[illegible]	[illegible]	[illegible]	...
Men's, boys' leather footwear	[illegible]	[illegible]	[illegible]					10,4[illegible]	[illegible]	11,[illegible]	17[illegible]	[illegible]	[illegible]	18[illegible]
Women's, misses', juniors' leather footwear	[illegible]	9	[illegible]					[illegible]	[illegible]	[illegible]	...	...	...	...
Rubber footwear	[illegible]	3[illegible]	[illegible]					[illegible]	51	[illegible]	[illegible]	[illegible]	[illegible]	35
Men's furnishings	[illegible]	[illegible]	[illegible]	Information not shown because of high sampling variability.				[illegible]	[illegible]	8,[illegible]	...	...	...	...
Men's hats and caps	...	...	...					[illegible]	[illegible]	[illegible]	[illegible]	(1)	1	[illegible]
Handbags, other accessories	[illegible]	[illegible]	[illegible]					[illegible]	[illegible]	[illegible]	[illegible]	[illegible]	1	18
Other sales	[illegible]	...	...					353	...	...	[illegible]	[illegible]	...	...
Stores not analyzing merchandise line sales	...	...	...					...	...	...	...	...	...	...
	MOUNTAIN							PACIFIC						
Stores analyzing merchandise line sales, total	[illegible]	[illegible]	...					[illegible]	[illegible]	...	112	100.0	5	...
Men's, boys' leather footwear	[illegible]	[illegible]	[illegible]					[illegible]	[illegible]	[illegible]	[illegible]	[illegible]	[illegible]	[illegible]
Women's, misses', juniors' leather footwear	...	[illegible]	[illegible]					[illegible]	[illegible]	[illegible]	[illegible]	[illegible]	[illegible]	[illegible]
Rubber footwear	[illegible]	[illegible]	[illegible]					[illegible]	[illegible]	[illegible]	[illegible]	[illegible]	1	[illegible]
Men's furnishings	[illegible]	11	[illegible]	Information not shown because of high sampling variability.				[illegible]	[illegible]	[illegible]	...	...	...	...
Men's hats and caps	...	...	...					[illegible]	1	[illegible]	...	...	...	...
Handbags, other accessories	[illegible]	[illegible]	[illegible]					[illegible]	1	[illegible]	...	...	...	...
Other sales	[illegible]	...	...					[illegible]	...	...	[illegible]	[illegible]	...	...
Stores not analyzing merchandise line sales	...	...	...					...	...	...	...	...	...	...
WOMEN'S SHOE STORES	UNITED STATES							NEW ENGLAND						
Stores analyzing merchandise line sales, total	[illegible]	[illegible]	...	[illegible]	100.[illegible]	138	...	[illegible]	[illegible]	...	[illegible]	100.0	[illegible]	...
Women's, misses', juniors' leather footwear	[illegible]	[illegible]	[illegible]	[illegible]	[illegible]	[illegible]	[illegible]	[illegible]	[illegible]	[illegible]	[illegible]	[illegible]	13	[illegible]
Men's, boys' leather footwear	[illegible]	[illegible]	[illegible]	[illegible]	[illegible]	[illegible]	[illegible]	[illegible]	[illegible]	[illegible]	[illegible]	[illegible]	[illegible]	[illegible]
Rubber footwear	[illegible]	[illegible]	[illegible]	[illegible]	[illegible]	45	[illegible]	[illegible]	[illegible]	[illegible]	[illegible]	[illegible]	[illegible]	[illegible]
Women's, children's hosiery	[illegible]	[illegible]	[illegible]	[illegible]	[illegible]	[illegible]	[illegible]	[illegible]	[illegible]	[illegible]	1	[illegible]	1	[illegible]
Millinery	[illegible]	[illegible]	[illegible]	...	...	...	...	[illegible]	[illegible]	[illegible]	...	...	...	...
Handbags, other accessories	[illegible]	[illegible]	[illegible]	[illegible]	[illegible]	[illegible]	[illegible]	[illegible]	[illegible]	[illegible]	...	...	...	...
Other sales	[illegible]	...	...	[illegible]	[illegible]	...	...	[illegible]	...	...	...	...	...	...
Stores not analyzing merchandise line sales	[illegible]	[illegible]	...	...	...	...	...	...	...	...	...	...	...	...
	MIDDLE ATLANTIC							EAST NORTH CENTRAL						
Stores analyzing merchandise line sales, total	[illegible]	[illegible]	...	[illegible]	[illegible]	[illegible]	...	[illegible]	[illegible]	...	[illegible]	[illegible]	[illegible]	...
Women's, misses', juniors' leather footwear	[illegible]	[illegible]	[illegible]	[illegible]	[illegible]	[illegible]	[illegible]	[illegible]	[illegible]	[illegible]	[illegible]	[illegible]	[illegible]	[illegible]
Men's, boys' leather footwear	[illegible]	[illegible]	[illegible]	[illegible]	[illegible]	[illegible]	[illegible]	[illegible]	[illegible]	[illegible]	[illegible]	[illegible]	[illegible]	[illegible]
Rubber footwear	[illegible]	[illegible]	[illegible]	[illegible]	[illegible]	[illegible]	[illegible]	[illegible]	[illegible]	[illegible]	[illegible]	[illegible]	[illegible]	[illegible]
Women's, children's hosiery	[illegible]	[illegible]	[illegible]	[illegible]	[illegible]	[illegible]	[illegible]	[illegible]	[illegible]	[illegible]	[illegible]	[illegible]	[illegible]	[illegible]
Millinery	[illegible]	[illegible]	[illegible]	...	...	...	...	[illegible]	[illegible]	[illegible]	...	...	...	...
Handbags, other accessories	[illegible]	[illegible]	[illegible]	[illegible]	[illegible]	[illegible]	[illegible]	[illegible]	[illegible]	[illegible]	[illegible]	.6	[illegible]	[illegible]
Other sales	[illegible]	...	...	[illegible]	[illegible]	...	...	[illegible]	...	...	...	...	...	...
Stores not analyzing merchandise line sales	[illegible]	[illegible]	...	...	...	...	...	...	...	...	...	...	...	...

Table 19C.—MERCHANDISE LINE SALES OF LARGE STORES AND MULTIUNITS, AND SMALL STORE SAMPLE—APPAREL GROUP—KIND OF BUSINESS, BY GEOGRAPHIC DIVISION: 1948—Continued

[See text for explanatory material and description of sample data included]

Kind of business and merchandise line	Large stores and multiunits			Sample of small single unit stores				Large stores and multiunits			Sample of small single unit stores			
	Merchandise line sales	Stores reporting merchandise line		Merchandise line sales		Stores reporting merchandise line		Merchandise line sales	Stores reporting merchandise line		Merchandise line sales		Stores reporting merchandise line	
	(Thousand dollars)	Number	Total sales (Thousand dollars)	Amount (Thousand dollars)	Percent distribution	Number	Total sales (Thousand dollars)	(Thousand dollars)	Number	Total sales (Thousand dollars)	Amount (Thousand dollars)	Percent distribution	Number	Total sales (Thousand dollars)
	(1)	(2)	(3)	(4)	(5)	(6)	(7)	(1)	(2)	(3)	(4)	(5)	(6)	(7)
WOMEN'S SHOE STORES	WEST NORTH CENTRAL							SOUTH ATLANTIC						
Stores analyzing merchandise line sales, total	[illegible]	117	...	[illegible]	[illegible]	12	...	41,347	251	...	442	100.0	14	...
Women's, misses', juniors' leather footwear	18,021	117	[illegible]	565	89.6	12	416	34,868	251	41,347	377	85.3	14	[illegible]
Men's, boys' leather footwear	56	3	480	11	2.7	1	[illegible]	245	20	9,853	1	0.2	1	72
Rubber footwear	410	64	14,763	8	2.0	4	194	250	74	17,779	27	6.1	7	630
Women's, children's hosiery	1,031	67	13,409	11	2.7	2	51	2,087	144	30,206	11	2.5	3	174
Millinery	(1)	2	(X)	...	...	...	...	32	5	1,055	...	...	...	...
Handbags, other accessories	1,662	79	17,871	9	2.2	2	41	2,744	173	34,065	21	4.8	4	194
Other sales	122	...	...	6	1.4	...	...	1,121	...	...	5	1.1	...	...
Stores not analyzing merchandise line sales	...	...	...	...	...	...	...	...	...	...	...	...	...	...
	EAST SOUTH CENTRAL							WEST SOUTH CENTRAL						
Stores analyzing merchandise line sales, total	18,558	108	...	210	100.0	5	...	34,189	165	...	116	100.0	5	...
Women's, misses', juniors' leather footwear	15,093	108	18,258	187	88.1	5	210	25,845	165	34,189	106	91.4	5	116
Men's, boys' leather footwear	59	7	733	...	...	...	...	67	8	893	...	...	...	...
Rubber footwear	191	41	9,573	...	...	...	...	170	63	18,405	1	0.9	1	30
Women's, children's hosiery	1,041	70	13,206	...	...	...	...	1,914	110	24,864	4	3.4	2	56
Millinery	43	4	421	...	...	...	...	76	4	426	...	...	...	...
Handbags, other accessories	1,635	87	16,417	5	2.4	2	68	3,079	138	29,944	5	4.3	3	90
Other sales	446	...	...	20	9.5	...	...	1,036	...	...	...	...	...	...
Stores not analyzing merchandise line sales	200	1	...	...	...	...	...	294	2	...	...	...	..	...
	MOUNTAIN							PACIFIC						
Stores analyzing merchandise line sales, total	5,187	25	...					36,471	161	...	316	100.0	7	...
Women's, misses', juniors' leather footwear	4,184	25	6,187					29,357	161	36,471	305	96.5	7	316
Men's, boys' leather footwear	(1)	2	X					242	15	2,422	4	1.3	2	79
Rubber footwear	111	16	4,5[illegible]	Information not shown because of high sampling variability.				335	115	29,850	5	1.6	1	78
Women's, children's hosiery	412	13	[illegible]					2,621	110	30,434	1	0.3	1	78
Millinery	(1)	2	[illegible]					(1)	1	(X)	...	...	...	...
Handbags, other accessories	433	15	6,251					3,163	125	32,800	...	...	1	78
Other sales	142	...	...					753	...	...	1	0.3	...	...
Stores not analyzing merchandise line sales	...	...	...					26	1	...	...	...	...	...
FAMILY SHOE STORES	UNITED STATES							NEW ENGLAND						
Stores analyzing merchandise line sales, total	583,821	5,[illegible]	...	27,503	100.0	799	...	36,351	340	...	2,417	100.0	78	...
Men's, boys' leather footwear	14[illegible],805	5,[illegible]5	583,681	9,[illegible]4	34.8	799	[illegible]	10,[illegible]16	340	[illegible],351	[illegible]	30.9	78	2,417
Women's, misses', juniors' leather footwear	3[illegible],002	5,[illegible]	583,681	14,[illegible]17	52.1	799	[illegible],[illegible]50	20,181	340	36,351	1,293	53.5	78	2,417
Rubber footwear	28,338	4,[illegible]46	496,231	1,801	6.5	565	20,[illegible]73	2,567	302	34,394	232	9.6	56	1,942
Men's furnishings	2,008	470	[illegible],682	119	0.4	30	804	211	27	5,473	24	1.0	4	96
Women's, children's hosiery	19,864	[illegible],941	372,[illegible]11	229	0.8	120	5,094	1,166	174	17,977	15	0.6	5	198
Handbags, other accessories	14,644	2,488	357,347	167	0.6	68	3,084	645	101	13,790	10	0.4	3	119
Other sales	14,[illegible]3	...	...	1,00[illegible]	3.7	...	...	1,165	...	...	96	4.0	...	...
Stores not analyzing merchandise line sales	13,831	118	...	1,032	...	33	...	1,922	13	...	96	...	5	...
	MIDDLE ATLANTIC							EAST NORTH CENTRAL						
Stores analyzing merchandise line sales, total	170,394	1,380	...	7,373	100.0	219	...	134,538	1,339	...	7,953	100.0	221	...
Men's, boys' leather footwear	3[illegible],[illegible]13	1,380	170,894	2,56[illegible]	34.8	219	7,373	37,088	1,339	136,538	2,788	35.1	221	7,953
Women's, misses', juniors' leather footwear	106,[illegible]01	1,380	170,894	4,0[illegible]	54.4	219	7,373	80,208	1,339	136,538	4,102	51.6	221	7,953
Rubber footwear	9,[illegible]76	1,227	154,541	517	7.0	158	5,424	7,838	1,163	119,118	606	7.6	178	6,796
Men's furnishings	294	90	25,541	16	0.2	4	89	281	44	7,581	15	0.2	6	160
Women's, children's hosiery	7,067	774	11[illegible],[illegible]19	38	0.5	23	911	4,105	802	88,672	69	0.9	38	1,740
Handbags, other accessories	4,958	615	105,340	39	0.5	8	473	2,482	655	81,096	50	0.6	22	994
Other sales	[illegible],980	...	...	189	2.6	...	...	4,536	...	...	323	4.0	...	...
Stores not analyzing merchandise line sales	2,908	29	...	200	...	[illegible]	...	2,129	22	...	182	...	5	...
	WEST NORTH CENTRAL							SOUTH ATLANTIC						
Stores analyzing merchandise line sales, total	4[illegible],[illegible]2	408	...	[illegible],961	100.0	87	...	[illegible],[illegible]62	525	...	1,[illegible]84	100.0	48	...
Men's, boys' leather footwear	1,[illegible]38	406	36,[illegible]4	1,09[illegible]	30.1	87	2,9[illegible]	17,152	525	[illegible],615	465	32.9	48	1,414
Women's, misses', juniors' leather footwear	28,183	406	36,985	1,9[illegible]	52.2	87	2,[illegible]	40,767	525	[illegible],655	768	54.3	48	1,414
Rubber footwear	1,814	306	29,234	183	5.0	64	2,231	2,481	432	52,628	97	6.5	30	938
Men's furnishings	85	9	920	5	0.2	2	17	272	26	9,374	19	1.3	6	129
Women's, children's hosiery	993	199	20,888	19	0.5	11	486	2,344	266	41,962	36	2.5	14	568
Handbags, other accessories	355	158	17,073	13	0.4	9	280	1,785	248	42,633	25	1.8	12	498
Other sales	1,[illegible]97	...	...	95	2.6	...	...	1,[illegible]4	...	...	24	1.7	...	...
Stores not analyzing merchandise line sales	1,266	10	...	42	...	4	...	241	4	...	226	...	3	...
	EAST SOUTH CENTRAL							WEST SOUTH CENTRAL						
Stores analyzing merchandise line sales, total	16,663	164	...	886	100.0	23	...	28,531	231	...	1,321	100.0	37	...
Men's, boys' leather footwear	5,424	164	16,663	392	44.2	23	886	7,115	231	28,531	406	30.7	37	1,321
Women's, misses', juniors' leather footwear	9,445	164	16,663	405	45.7	23	886	17,297	231	28,531	751	56.9	37	1,321
Rubber footwear	626	123	12,523	16	1.8	12	373	805	178	22,565	43	3.3	18	735
Men's furnishings	30	4	521	25	2.8	1	66	209	11	3,783	1	0.1	2	40
Women's, children's hosiery	402	75	7,988	2	0.2	2	50	1,[illegible]35	165	22,335	27	2.0	13	488
Handbags, other accessories	209	67	7,730	...	...	...	...	973	153	22,735	9	0.7	7	263
Other sales	527	...	...	46	5.2	...	...	997	...	...	84	6.3	...	...
Stores not analyzing merchandise line sales	895	5	...	5	...	1	...	1,333	10	...	...	...	...	...

See footnote at end of table.

Table 19C.—MERCHANDISE LINE SALES OF LARGE STORES AND MULTIUNITS, AND SMALL STORE SAMPLE—APPAREL GROUP—KIND OF BUSINESS, BY GEOGRAPHIC DIVISION*: 1948—Continued

[See text for explanatory material and description of sample data included]

Kind of business and merchandise line	Large stores and multiunits			Sample of small single unit stores				Large stores and multiunits			Sample of small single unit stores			
	Merchandise line sales	Stores reporting merchandise line		Merchandise line sales		Stores reporting merchandise line		Merchandise line sales	Stores reporting merchandise line		Merchandise line sales		Stores reporting merchandise line	
	(Thousand dollars)	Number	Total sales (Thousand dollars)	Amount (Thousand dollars)	Percent distribution	Number	Total sales (Thousand dollars)	(Thousand dollars)	Number	Total sales (Thousand dollars)	Amount (Thousand dollars)	Percent distribution	Number	Total sales (Thousand dollars)
	(1)	(2)	(3)	(4)	(5)	(6)	(7)	(1)	(2)	(3)	(4)	(5)	(6)	(7)
	MOUNTAIN							PACIFIC						
FAMILY SHOE STORES														
Stores analyzing merchandise line sales, total	16,143	135	...	749	100.0	18	...	74,821	755	...	2,429	100.0	70	...
Men's, boys' leather footwear	4,117	135	16,143	256	34.2	18	749	19,080	755	74,821	845	34.8	70	2,429
Women's, misses', juniors' leather footwear	10,090	135	16,143	425	56.7	18	749	48,620	755	74,821	1,316	54.2	70	2,429
Rubber footwear	468	98	11,377	20	2.7	8	314	2,523	615	59,853	107	4.4	41	1,520
Men's furnishings	29	18	1,586	2	0.3	2	64	692	231	19,109	12	0.5	3	143
Women's, children's hosiery	532	80	10,877	3	0.4	2	42	2,120	406	47,096	22	0.9	12	613
Handbags, other accessories	384	79	11,055	...	...	...	...	2,833	512	55,889	21	0.8	7	457
Other sales	523	...	...	43	5.7	...	...	2,053	...	...	106	4.4	...	...
Stores not analyzing merchandise line sales	18	1	...	83	...	2	...	2,139	24	...	198	...	6	...
	UNITED STATES							NEW ENGLAND						
CUSTOM TAILORS														
Stores analyzing merchandise line sales, total	62,305	443	...	8,122	100.0	443	...	2,798	17	...				
Custom made men's clothing	48,454	357	52,617	6,216	76.5	382	6,821	1,749	11	1,981				
Men's ready made clothing	2,712	65	8,358	122	1.5	16	422	49	3	724	Information not shown because of high sampling variability.			
Men's furnishings	1,442	73	12,340	40	0.5	12	457	99	7	1,377				
Custom made women's apparel	8,602	178	26,239	1,264	15.6	108	2,046	614	6	817				
Other sales	3,245	...	...	480	5.9	...	...	282	...	...				
Stores not analyzing merchandise line sales	930	5	...	193	...	7	...	...	...	...				
	MIDDLE ATLANTIC							EAST NORTH CENTRAL						
Stores analyzing merchandise line sales, total	17,820	112	...	2,875	100.0	141	...	19,080	125	...	1,874	100.0	90	...
Custom made men's clothing	12,794	81	15,070	1,923	66.9	113	2,098	15,989	108	17,642	1,541	82.2	82	1,669
Men's ready made clothing	354	11	1,888	16	0.6	3	102	969	18	2,141	10	0.5	2	50
Men's furnishings	552	20	4,631	17	0.6	4	191	124	9	1,041	2	0.1	2	45
Custom made women's apparel	1,469	51	8,106	787	27.4	44	1,150	1,607	45	8,630	176	9.4	19	334
Other sales	651	...	...	132	4.6	...	...	391	...	...	145	7.8	...	...
Stores not analyzing merchandise line sales	109	1	...	19	...	2	...	...	...	...	...	...	...	...
	WEST NORTH CENTRAL							SOUTH ATLANTIC						
Stores analyzing merchandise line sales, total	3,248	24	...					4,433	39	...				
Custom made men's clothing	2,851	22	3,092					3,125	33	3,608				
Men's ready made clothing	(1)	1	(x)	Information not shown because of high sampling variability.				59	6	616	Information not shown because of high sampling variability.			
Men's furnishings	(1)	2	(x)					132	7	774				
Custom made women's apparel	205	9	917					854	26	2,505				
Other sales	272	...	...					263	...	...				
Stores not analyzing merchandise line sales	299	2	...					...	...	...				
	EAST SOUTH CENTRAL							WEST SOUTH CENTRAL						
Stores analyzing merchandise line sales, total	1,369	15	...					2,396	26	...				
Custom made men's clothing	684	12	934					1,665	15	1,898				
Men's ready-made clothing	(1)	2	(x)	Information not shown because of high sampling variability.				731	11	1,120	Information not shown because of high sampling variability.			
Men's furnishings	(1)	2	(x)					93	4	651				
Custom made women's apparel	181	6	379					(1)	2	(x)				
Other sales	264	...	...					507	...	...				
Stores not analyzing merchandise line sales	...	...	...					542	2	...				
	PACIFIC													
Stores analyzing merchandise line sales, total	8,948	76	...	1,014	100.0	65	...							
Custom made men's clothing	6,813	65	7,794	770	75.9	55	888							
Men's ready made clothing	394	11	1,287	39	3.9	4	176							
Men's furnishings	362	23	3,159	14	1.4	2	121							
Custom made women's apparel	468	28	3,920	135	13.3	16	225							
Other sales	411	...	...	56	5.5	...	...							
Stores not analyzing merchandise line sales	...	...	...	26	...	3	...							
	UNITED STATES							NEW ENGLAND						
FURRIERS, FUR SHOPS														
Stores analyzing merchandise line sales, total	119,159	701	...	5,989	100.0	165	...	15,020	81	...	579	100.0	16	...
Fur garments and furs	100,399	703	154,159	4,835	80.8	165	5,989	11,481	81	15,020	486	83.9	16	579
Women's, misses', juniors' coats and suits	7,337	85	17,664	26	0.4	4	163	877	16	5,286	...	...	...	...
Other sales	11,423	...	...	1,128	18.8	...	...	2,662	...	...	93	16.1	...	...
Stores not analyzing merchandise line sales	57	3	...	..	...	...	...	119	2	...	...	...	...	...
	MIDDLE ATLANTIC							EAST NORTH CENTRAL						
Stores analyzing merchandise line sales, total	97,700	623	...	2,669	100.0	71	...	45,375	171	...	1,424	100.0	41	...
Fur garments and furs	46,434	243	57,900	2,171	81.4	71	2,669	35,276	171	45,375	1,117	78.4	41	1,424
Women's, misses', juniors' coats and suits	3,409	80	16,741	25	0.9	2	122	2,976	18	9,236	1	0.1	1	12
Other sales	7,858	...	...	473	17.7	...	...	7,125	...	...	306	21.5	...	...
Stores not analyzing merchandise line sales	149	1	...	...	...	...	...	...	...	...	...	...	...	...

Table 19C.—MERCHANDISE LINE SALES OF LARGE STORES AND MULTIUNITS, AND SMALL STORE SAMPLE—APPAREL GROUP—KIND OF BUSINESS, BY GEOGRAPHIC DIVISION: 1948—Continued

[See text for explanatory material and description of sample data included]

Kind of business and merchandise line	Large stores and multiunits			Sample of small single unit stores				Large stores and multiunits			Sample of small single unit stores			
	Merchandise line sales (Thousand dollars) (1)	Stores reporting merchandise line		Merchandise line sales		Stores reporting merchandise line		Merchandise line sales (Thousand dollars) (1)	Stores reporting merchandise line		Merchandise line sales		Stores reporting merchandise line	
		Number (2)	Total sales (Thousand dollars) (3)	Amount (Thousand dollars) (4)	Percent distribution (5)	Number (6)	Total sales (Thousand dollars) (7)		Number (2)	Total sales (Thousand dollars) (3)	Amount (Thousand dollars) (4)	Percent distribution (5)	Number (6)	Total sales (Thousand dollars) (7)
FURRIERS, FUR SHOPS	WEST NORTH CENTRAL							SOUTH ATLANTIC						
Stores analyzing merchandise line sales, total	12,370	76	...	407	100.0	10	...	8,593	34	...				
Fur garments and furs	10,238	76	13,370	321	78.9	10	407	6,293	34	8,593				
Women's, misses', juniors' coats and suits	494	3	1,113	...	...	...	...	433	4	2,199	Information not shown because of high sampling variability.			
Other sales	2,638	...	...	86	21.1	..	...	1,867	...	...				
Stores not analyzing merchandise line sales	...	...	...	...	...	...	...	...	...	...				
	EAST SOUTH CENTRAL							WEST SOUTH CENTRAL						
Stores analyzing merchandise line sales, total	1,994	10	...					1,901	14	...				
Fur garments and furs	1,736	10	1,994					1,380	14	1,401				
Women's, misses', juniors' coats and suits	(1)	1	(x)	Information not shown because of high sampling variability.				(1)	1	(x)	Information not shown because of high sampling variability.			
Other sales	258	...	...					521	...	...				
Stores not analyzing merchandise line sales	...	...	...					...	...	...				
	MOUNTAIN							PACIFIC						
Stores analyzing merchandise line sales, total	4,190	14	...					11,016	79	...				
Fur garments and furs	3,175	14	4,190					9,077	79	11,016				
Women's, misses', juniors' coats and suits	248	3	787	Information not shown because of high sampling variability.				324	9	1,514	Information not shown because of high sampling variability.			
Other sales	767	...	...					1,615	...	...				
Stores not analyzing merchandise line sales	...	...	...					...	...	...				
CHILDREN'S, INFANTS' WEAR STORES	UNITED STATES							NEW ENGLAND						
Stores analyzing merchandise line sales, total	91,999	959	...	16,049	100.0	620	...	13,527	88	...	1,367	100.0	47	...
Infants' wear	53,472	918	88,204	10,426	65.0	550	14,771	6,934	85	13,266	972	71.1	47	1,367
Boys' wear	11,065	317	46,495	1,227	7.6	156	4,619	1,607	35	6,815	56	4.1	12	316
Blouses, skirts, sportswear	915	66	7,481	125	0.8	37	1,155	123	11	1,807	2	0.2	3	113
Girls' and teen-age wear	16,978	461	46,666	2,527	15.7	222	6,425	3,131	49	8,271	174	12.7	22	643
Underwear, slips, negligees, robes	1,002	85	8,482	190	1.2	58	1,673	69	9	996	30	2.2	10	259
Women's, children's hosiery	845	144	14,547	181	1.1	105	3,021	105	16	1,786	29	2.1	15	441
Other sales	7,722	...	...	1,373	8.6	...	...	1,558	...	...	104	7.6	...	...
Stores not analyzing merchandise line sales	2,844	47	...	414	...	18	...	260	5	...	48	...	2	...
	MIDDLE ATLANTIC							EAST NORTH CENTRAL						
Stores analyzing merchandise line sales, total	42,898	362	...	6,431	100.0	224	...	10,354	136	...	2,925	100.0	98	...
Infants' wear	24,348	336	40,156	4,338	67.5	205	5,809	6,570	136	10,354	1,729	59.1	94	2,713
Boys' wear	6,358	132	19,899	663	10.3	67	1,904	681	33	3,289	198	6.8	24	853
Blouses, skirts, sportswear	609	29	3,684	102	1.6	23	716	70	10	690	19	0.6	8	292
Girls' and teen-age wear	7,958	162	22,127	824	12.8	83	2,126	1,976	60	5,806	737	25.2	40	1,644
Underwear, slips, negligees, robes	405	29	3,656	89	1.4	26	676	230	18	1,954	35	1.2	11	386
Women's, children's hosiery	394	56	8,118	74	1.2	43	1,167	92	21	1,947	38	1.3	20	669
Other sales	2,826	...	...	341	5.2	...	...	735	...	...	169	5.8	...	...
Stores not analyzing merchandise line sales	736	11	...	195	...	11	...	296	5	...	76	...	3	...
	WEST NORTH CENTRAL							SOUTH ATLANTIC						
Stores analyzing merchandise line sales, total	2,107	35	...					8,936	120	...	1,156	100.0	50	...
Infants' wear	1,363	34	1,935					5,564	116	8,665	912	78.9	47	1,135
Boys' wear	339	10	742					769	30	2,965	48	4.2	10	189
Blouses, skirts, sportswear	2	3	38					63	5	719	...	...	...	...
Girls' and teen-age wear	236	9	581	Information not shown because of high sampling variability.				1,353	48	3,616	87	7.5	11	210
Underwear, slips, negligees, robes	16	5	167					231	10	996	8	0.7	3	59
Women's, children's hosiery	10	4	301					171	19	1,979	9	0.8	6	164
Other sales	141	...	...					785	...	...	92	7.9	...	...
Stores not analyzing merchandise line sales	...	...	...					1,442	22	...	...	...	...	...
	EAST SOUTH CENTRAL							WEST SOUTH CENTRAL						
Stores analyzing merchandise line sales, total	1,772	23	...					3,365	40	...				
Infants' wear	1,153	22	1,750					2,014	38	3,218				
Boys' wear	166	10	775					310	13	1,450				
Blouses, skirts, sportswear	(1)	2	(x)	Information not shown because of high sampling variability.				(1)	2	(x)	Information not shown because of high sampling variability.			
Girls' and teen-age wear	295	11	727					583	15	1,715				
Underwear, slips, negligees, robes	...	...	...					21	5	244				
Women's, children's hosiery	...	...	...					16	5	214				
Other sales	158	...	...					421	...	...				
Stores not analyzing merchandise line sales	10	1	...					41	1	...				
	MOUNTAIN							PACIFIC						
Stores analyzing merchandise line sales, total	941	17	...					8,099	138	...	2,014	100.0	90	...
Infants' wear	471	17	941					5,055	134	7,919	1,035	51.4	51	1,646
Boys' wear	128	5	477					707	49	3,018	142	7.0	25	783
Blouses, skirts, sportswear	...	...	...					12	4	293	...	...	...	...
Girls' and teen-age wear	228	6	581	Information not shown because of high sampling variability.				1,218	53	3,242	288	14.3	30	917
Underwear, slips, negligees, robes	...	...	...					30	9	469	...	...	...	...
Women's, children's hosiery	(1)	2	(x)					41	21	1,172	16	0.8	8	176
Other sales	114	...	...					1,036	...	...	533	26.5	...	...
Stores not analyzing merchandise line sales	...	...	...					59	2	...	40	...	2	...

* Information not shown for those geographic divisions in which an insufficient number of establishments reported sales by merchandise line.
x Withheld to avoid disclosure. z Less than 0.05 percent. [1] Combined with "Other sales."

Table 19D.—MERCHANDISE LINE SALES OF LARGE STORES AND MULTIUNITS—APPAREL GROUP—KIND OF BUSINESS, BY STATE: 1948

[See text for explanatory material]

Kind of business and merchandise line	ALABAMA Merchandise line sales (Thousand dollars)	Stores reporting merchandise line: Number	Total sales (Thousand dollars)	ARIZONA Merchandise line sales (Thousand dollars)	Number	Total sales (Thousand dollars)	ARKANSAS Merchandise line sales (Thousand dollars)	Number	Total sales (Thousand dollars)	CALIFORNIA Merchandise line sales (Thousand dollars)	Number	Total sales (Thousand dollars)	COLORADO Merchandise line sales (Thousand dollars)	Number	Total sales (Thousand dollars)
MEN'S, BOYS' CLOTHING STORES															
Large stores and multiunits															
Analyzing merchandise line sales, total	[illegible]	[illegible]	...	1,[illegible]	12	...	4,51[illegible]	26	...	[illegible]	431	...	[illegible]	29	...
Men's ready-made clothing	[illegible]	[illegible]	[illegible]	8[illegible]	11	1,[illegible]	2,56[illegible]	26	4,[illegible]	15,20[illegible]	431	94,697	4,281	29	6,230
Men's furnishings	[illegible]	[illegible]	[illegible]	[illegible]	8	1,147	1,346	22	3,971	22,4[illegible]	329	80,570	1,130	21	4,259
Men's hats and caps	[illegible]	[illegible]	[illegible]	[illegible]	3	1,200	208	22	3,971	3,7[illegible]	285	74,900	326	19	4,369
Boys' wear	[illegible]	[illegible]	[illegible]	[illegible]	4	(x)	1[illegible]	7	1,724	3,182	103	22,804	127	7	1,285
Custom-made men's clothing	[illegible]	[illegible]	(x)	[illegible]	3	(x)	(1)	4	(x)	736	40	5,904	(1)	1	(x)
Women's, misses', juniors' coats and suits	[illegible]	[illegible]	(x)	...	...	...	(1)	2	(x)	1,805	35	21,747	...	...	...
Men's, boys' leather footwear	[illegible]	[illegible]	[illegible]	[illegible]	5	[illegible]	300	17	3,434	4,5[illegible]	197	59,978	202	12	1,706
Women's, misses', juniors' leather footwear	...	...	...	[illegible]	1	(x)	(1)	[illegible]	(x)	214	10	2,531	(1)	1	(x)
Rubber footwear	18	[illegible]	[illegible]	[illegible]	1	(x)	(1)	3	(x)	134	39	5,970	(1)	3	(x)
Other sales	[illegible]	...	...	[illegible]71	...	...	158	...	...	2,693	...	...	164	...	...
Not analyzing merchandise line sales	[illegible]	[illegible]	...	...	...	...	230	2	...	1,682	12	...	536	5	...
Small single unit stores	[illegible]	8[illegible]	...	1,177	33	...	2,26[illegible]	58	...	27,721	714	...	3,104	78	...

Kind of business and merchandise line	CONNECTICUT Merchandise line sales	Number	Total sales	DELAWARE Merchandise line sales	Number	Total sales	DISTRICT OF COLUMBIA Merchandise line sales	Number	Total sales	FLORIDA Merchandise line sales	Number	Total sales	GEORGIA Merchandise line sales	Number	Total sales
Large stores and multiunits															
Analyzing merchandise line sales, total	18,8[illegible]	109	...	2,889	18	...	14,757	59	...	17,540	122	...	15,784	68	...
Men's ready-made clothing	11,369	109	18,867	1,[illegible]51	18	2,889	9,405	59	14,757	10,650	122	17,540	10,198	68	15,784
Men's furnishings	4,538	84	15,02[illegible]	930	16	[illegible],518	3,598	44	12,123	4,054	90	13,748	2,837	46	11,119
Men's hats and caps	5[illegible]	55	1[illegible],149	120	11	2,034	564	31	9,164	4[illegible]	70	11,472	801	47	11,090
Boys' wear	1,144	37	[illegible],038	135	6	1,0[illegible]	(1)	1	(x)	4[illegible]	21	2,6[illegible]	445	13	3,424
Custom-made men's clothing	[illegible]	4	(x)	[illegible]	1	(x)	129	5	771	384	23	2,918	(1)	4	(x)
Women's, misses', juniors' coats and suits	[illegible]	[illegible]	1,173	...	...	...	151	5	2,1[illegible]	(1)	1	(x)	(1)	3	(x)
Men's, boys' leather footwear	[illegible]	[illegible]	[illegible],311	[illegible]	7	702	423	16	6,373	919	59	9,481	936	34	9,441
Women's, misses', juniors' leather footwear	134	7	1,038	...	...	...	(1)	1	(x)	(1)	4	(x)	(1)	2	(x)
Rubber footwear	53	17	2,9[illegible]	[illegible]	2	(x)	(1)	4	(x)	19	8	1,670	26	8	1,084
Other sales	[illegible]	...	...	[illegible]	...	...	487	...	...	59[illegible]	...	...	441	...	...
Not analyzing merchandise line sales	888	[illegible]	...	...	...	...	169	1	...	1,0[illegible]	8	...	200	1	...
Small single unit stores	[illegible],501	221	...	[illegible]31	19	...	2,006	43	...	6,519	171	...	4,879	110	...

Kind of business and merchandise line	IDAHO Merchandise line sales	Number	Total sales	ILLINOIS Merchandise line sales	Number	Total sales	INDIANA Merchandise line sales	Number	Total sales	IOWA Merchandise line sales	Number	Total sales	KANSAS Merchandise line sales	Number	Total sales
Large stores and multiunits															
Analyzing merchandise line sales, total	4,128	28	...	80,216	353	...	27,128	122	...	23,136	125	...	11,374	67	...
Men's ready-made clothing	1,7[illegible]	28	4,128	53,017	353	80,216	15,250	122	27,128	11,923	125	23,136	5,845	67	11,374
Men's furnishings	1,118	26	4,027	16,214	268	62,128	7,399	105	24,583	5,44[illegible]	109	20,179	2,837	62	10,809
Men's hats and caps	333	26	4,027	2,974	238	50,331	1,032	90	21,465	1,046	108	19,825	578	59	10,287
Boys' wear	69	11	1,780	2,484	102	24,809	1,285	47	10,263	1,444	76	14,940	576	41	7,228
Custom-made men's clothing	(1)	1	(x)	564	32	6,001	117	13	1,582	180	14	2,681	171	11	2,087
Women's, misses', juniors' coats and suits	(1)	1	(x)	688	16	8,474	460	5	4,841	(1)	3	(x)	(1)	3	(x)
Men's, boys' leather footwear	387	21	3,237	2,208	127	32,934	994	51	13,149	1,290	72	14,785	796	47	8,348
Women's, misses', juniors' leather footwear	(1)	4	(x)	179	13	3,461	(1)	4	(x)	67	6	1,036	...	...	...
Rubber footwear	59	18	2,568	154	48	7,233	58	19	2,424	198	43	6,043	50	17	2,159
Other sales	42[illegible]	...	...	1,784	...	...	533	...	...	1,493	...	...	521	...	...
Not analyzing merchandise line sales	130	1	...	[illegible]	12	...	986	4	...	1,594	8	...	214	2	...
Small single unit stores	1,39[illegible]	25	...	19,941	476	...	10,126	223	...	8,699	197	...	5,955	142	...

Kind of business and merchandise line	KENTUCKY Merchandise line sales	Number	Total sales	LOUISIANA Merchandise line sales	Number	Total sales	MAINE Merchandise line sales	Number	Total sales	MARYLAND Merchandise line sales	Number	Total sales	MASSACHUSETTS Merchandise line sales	Number	Total sales
Large stores and multiunits															
Analyzing merchandise line sales, total	16,774	53	...	14,293	55	...	8,675	35	...	15,280	87	...	39,136	166	...
Men's ready-made clothing	8,66[illegible]	53	16,774	8,625	55	14,293	4,335	35	8,675	9,920	87	15,280	25,301	166	39,136
Men's furnishings	4,091	41	15,170	2,928	44	10,997	1,368	31	6,678	3,229	66	12,245	7,469	120	30,518
Men's hats and caps	855	49	[illegible]	741	37	9,649	227	28	5,763	461	48	9,099	1,047	92	22,729
Boys' wear	[illegible]	15	[illegible],567	471	13	3,407	754	24	5,505	[illegible]	31	6,568	2,292	63	21,212
Custom-made men's clothing	(1)	3	(x)	165	7	1,141	30	5	785	127	6	1,555	320	17	4,508
Women's, misses', juniors' coats and suits	(1)	2	(x)	...	...	...	(1)	1	(x)	(1)	2	(x)	200	7	2,693
Men's, boys' leather footwear	1,02[illegible]	27	12,7[illegible]	765	20	7,113	854	19	5,645	53[illegible]	25	5,861	1,067	56	17,915
Women's, misses', juniors' leather footwear	(1)	1	(x)	(1)	2	(x)	(1)	2	(x)	(1)	4	(x)	(1)	2	(x)
Rubber footwear	[illegible]	[illegible]	[illegible]	91	6	820	96	6	1,218	30	9	996	91	24	3,438
Other sales	[illegible]	...	...	[illegible]	...	...	1,011	...	...	[illegible]	...	...	1,349	...	...
Not analyzing merchandise line sales	[illegible]	2	...	[illegible]	4	...	...	...	...	501	3	...	1,392	6	...
Small single unit stores	[illegible]	11[illegible]	...	3,832	[illegible]	...	[illegible]	108	...	[illegible]	126	...	13,112	351	...

Kind of business and merchandise line	MICHIGAN Merchandise line sales	Number	Total sales	MINNESOTA Merchandise line sales	Number	Total sales	MISSISSIPPI Merchandise line sales	Number	Total sales	MISSOURI Merchandise line sales	Number	Total sales	MONTANA Merchandise line sales	Number	Total sales
Large stores and multiunits															
Analyzing merchandise line sales, total	[illegible]	[illegible]	...	[illegible]	[illegible]	...	5,[illegible]1	48	...	23,815	98	...	5,450	37	...
Men's ready-made clothing	[illegible]	[illegible]	[illegible]	[illegible]	[illegible]	[illegible]	[illegible]	48	[illegible]	1[illegible]	98	23,815	2,169	37	5,450
Men's furnishings	[illegible]	[illegible]	[illegible]	[illegible]	[illegible]	[illegible]	1,[illegible]	41	[illegible]	[illegible],118	[illegible]	[illegible]	1,650	[illegible]	5,2[illegible]
Men's hats and caps	[illegible]	[illegible]	[illegible]	[illegible]	[illegible]	[illegible]	[illegible]	[illegible]	[illegible]	1,1[illegible]	80	18,[illegible]	292	[illegible]	4,401
Boys' wear	[illegible]	[illegible]	[illegible]	[illegible]	[illegible]	[illegible]	188	24	[illegible]	651	[illegible]	7,230	1[illegible]	14	2,171
Custom-made men's clothing	[illegible]	[illegible]	[illegible]	[illegible]	[illegible]	[illegible]	[illegible]	[illegible]	[illegible]	144	8	1,314	33	6	647
Women's, misses', juniors' coats and suits	[illegible]	[illegible]	[illegible]	[illegible]	[illegible]	[illegible]	[illegible]	[illegible]	[illegible]	(1)	[illegible]	(x)	(1)	2	(x)
Men's, boys' leather footwear	[illegible]	81	[illegible]	[illegible]	[illegible]	[illegible]	[illegible]	[illegible]	[illegible]	8[illegible]	41	1[illegible],209	548	31	4,824
Women's, misses', juniors' leather footwear	[illegible]	[illegible]	[illegible]	[illegible]	[illegible]	[illegible]	[illegible]	[illegible]	(x)	...	...	...	41	5	804
Rubber footwear	[illegible]	[illegible]	[illegible]	[illegible]	[illegible]	[illegible]	[illegible]	18	1,8[illegible]	[illegible]	12	4,815	67	14	2,147
Other sales	[illegible]	...	...	[illegible]	...	...	[illegible]	...	...	[illegible]	...	...	528	...	...
Not analyzing merchandise line sales	[illegible]	[illegible]	...	[illegible]	[illegible]	...	[illegible]	[illegible]	...	[illegible]	[illegible]	...	447	3	...
Small single unit stores	[illegible]	[illegible]	...	8,[illegible]	[illegible]	...	[illegible]	[illegible]	...	[illegible]	1[illegible]	...	2,116	5[illegible]	...

Table 19D.—MERCHANDISE LINE SALES OF LARGE STORES AND MULTIUNITS—APPAREL GROUP—KIND OF BUSINESS, BY STATE: 1948—Continued

[See text for explanatory material]

Column key for each state: Merchandise line sales (Thousand dollars); Stores reporting merchandise line: Number; Stores reporting merchandise line: Total sales (Thousand dollars)

MEN'S, BOYS' CLOTHING STORES

Kind of business and merchandise line	NEBRASKA: Merchandise line sales	Number	Total sales	NEW HAMPSHIRE: Merchandise line sales	Number	Total sales	NEW JERSEY: Merchandise line sales	Number	Total sales	NEW MEXICO: Merchandise line sales	Number	Total sales	NEW YORK: Merchandise line sales	Number	Total sales
Large stores and multiunits—															
Analyzing merchandise line sales, total	7,561	41	...	[illegible]	[illegible]	...	[illegible]	[illegible]	...	[illegible]	1[illegible]	...	[illegible]	[illegible]	...
Men's ready-made clothing	4,423	41	7,561	1,[illegible]	34	3,[illegible]	[illegible]	19	[illegible],84[illegible]	1,[illegible]	1[illegible]	[illegible]	[illegible]	[illegible]	[illegible]
Men's furnishings	1,643	33	[illegible]	1,0[illegible]0	3	3,1[illegible]	[illegible],[illegible]43	1[illegible]	[illegible]	[illegible]	1[illegible]	[illegible]	[illegible]	[illegible]	[illegible]
Men's hats and caps	310	33	5,799	1[illegible]8	2[illegible]	2,[illegible]70	1[illegible]4	[illegible]	20,93[illegible]	[illegible]	1[illegible]	[illegible]	[illegible]	[illegible]3[illegible]	[illegible]
Boys' wear	348	19	3,135	[illegible]20	1[illegible]	1,503	[illegible],480	[illegible]3	18,4[illegible]1	1[illegible]	[illegible]	1,[illegible]	[illegible]	184	[illegible]
Custom-made men's clothing	(1)	[illegible]	(x)	(1)	4	(x)	[illegible]	[illegible]	1,[illegible]	[illegible]	1	(x)	[illegible]	[illegible]	[illegible]
Women's, misses', juniors' coats and suits	(1)	[illegible]	(x)	...	...	...	[illegible]	[illegible]	1,[illegible]	...	...	...	[illegible]	1	[illegible]
Men's, boys' leather footwear	241	19	2,[illegible]	[illegible]	[illegible]	1,[illegible]	84	33	10,[illegible]	[illegible]	[illegible]	[illegible]1	[illegible]	[illegible]	[illegible]
Women's, misses', juniors' leather footwear	(1)	[illegible]	(x)	(1)	[illegible]	(x)	(1)	[illegible]	(x)	...	...	...	[illegible]	[illegible]	1,[illegible]
Rubber footwear	29	11	1,544	(1)	3	(x)	[illegible]	1[illegible]	1,[illegible]	...	...	...	[illegible]	[illegible]	8,[illegible]
Other sales	567	...	...	1[illegible]4	...	...	[illegible]83	...	...	[illegible]3	...	...	[illegible]	...	...
Not analyzing merchandise line sales	104	1	...	...	...	...	1,345	12	...	10[illegible]	[illegible]	...	3,140	[illegible]	...
Small single unit stores	4,203	91	...	[illegible],[illegible]00	71	...	17,383	[illegible]5[illegible]	...	1,[illegible]	[illegible]	...	[illegible]3,[illegible]87	1,158	...

Kind of business and merchandise line	NORTH CAROLINA: Merchandise line sales	Number	Total sales	NORTH DAKOTA: Merchandise line sales	Number	Total sales	OHIO: Merchandise line sales	Number	Total sales	OKLAHOMA: Merchandise line sales	Number	Total sales	OREGON: Merchandise line sales	Number	Total sales
Large stores and multiunits—															
Analyzing merchandise line sales, total	19,297	120	...	[illegible],[illegible]05	3[illegible]	...	[illegible]	[illegible]	...	[illegible]	[illegible]	...	1[illegible]	[illegible]	...
Men's ready-made clothing	11,414	120	19,297	3,058	3[illegible]	[illegible]	[illegible]	[illegible]	[illegible]	[illegible]	[illegible]	10,[illegible]	[illegible],084	70	1[illegible]
Men's furnishings	3,785	99	15,504	1,[illegible]8	31	[illegible]	15,[illegible]	[illegible]	[illegible]	[illegible]	[illegible]	[illegible]	[illegible]	56	9,[illegible]78
Men's hats and caps	867	88	13,651	[illegible]	28	5,388	[illegible],336	170	5[illegible],[illegible]43	[illegible]	[illegible]	8,[illegible]	[illegible]	[illegible]	11,096
Boys' wear	675	43	6,[illegible]23	153	1[illegible]	2,499	[illegible],100	[illegible]	[illegible],180	[illegible]	[illegible]	[illegible]	[illegible]	1[illegible]	3,[illegible]
Custom-made men's clothing	371	27	[illegible],[illegible]35	-	[illegible]	(x)	[illegible]71	2[illegible]	8,[illegible]	[illegible]	[illegible]	[illegible]	[illegible]	[illegible]	(x)
Women's, misses', juniors' coats and suits	...	...	...	-	1	(x)	[illegible]	[illegible]	7,9[illegible]	[illegible]	1	[illegible]	[illegible]	[illegible]	(x)
Men's, boys' leather footwear	1,343	85	11,990	545	[illegible]7	5,[illegible]	[illegible],[illegible]47	10[illegible]	2[illegible],851	[illegible]	[illegible]	7,[illegible]	[illegible]68	[illegible]	[illegible]
Women's, misses', juniors' leather footwear	109	[illegible]	[illegible]58	...	...	...	[illegible]1[illegible]	[illegible]	5,[illegible]	...	...	...	(1)	[illegible]	(x)
Rubber footwear	[illegible]9	28	2,3[illegible]	[illegible]00	1[illegible]	2,[illegible]	[illegible]9	[illegible]	[illegible]	[illegible]3	11	[illegible]	1[illegible]	[illegible]	2,[illegible]
Other sales	[illegible]64	...	...	[illegible]9	...	...	[illegible],08[illegible]	...	...	[illegible]	...	...	[illegible]1	...	...
Not analyzing merchandise line sales	[illegible]8	[illegible]	...	153	1	...	[illegible],[illegible]37	[illegible]	...	...	[illegible]	[illegible]	[illegible]	[illegible]	...
Small single unit stores	8,[illegible]39	[illegible]	...	[illegible]	[illegible]	...	[illegible]	[illegible]	...	3,[illegible]	[illegible]	...	[illegible],[illegible]00	[illegible]	...

Kind of business and merchandise line	PENNSYLVANIA: Merchandise line sales	Number	Total sales	RHODE ISLAND: Merchandise line sales	Number	Total sales	SOUTH CAROLINA: Merchandise line sales	Number	Total sales	SOUTH DAKOTA: Merchandise line sales	Number	Total sales	TENNESSEE: Merchandise line sales	Number	Total sales
Large stores and multiunits—															
Analyzing merchandise line sales, total	90,9[illegible]9	414	...	[illegible],823	[illegible]8	...	8,[illegible]49	[illegible]	...	3,[illegible]91	[illegible]	...	15,[illegible]	[illegible]4	...
Men's ready-made clothing	60,[illegible]	414	90,[illegible]59	4,[illegible]	28	5,803	[illegible],230	5[illegible]	[illegible]	[illegible],79[illegible]	[illegible]	[illegible]	[illegible]	[illegible]4	15,[illegible]34
Men's furnishings	18,[illegible]5	302	7[illegible],[illegible]31	848	17	3,4[illegible]	1,[illegible]93	[illegible]1	[illegible]	836	20	[illegible]	3,408	[illegible]8	12,838
Men's hats and caps	[illegible],171	22[illegible]	52,897	114	8	1,461	[illegible]22	[illegible]	[illegible],[illegible]93	[illegible]8	18	[illegible]	[illegible]	[illegible]	12,491
Boys' wear	[illegible]	158	35,[illegible]8	106	[illegible]	2,7[illegible]	[illegible]3	17	2,889	23	[illegible]	[illegible]	[illegible]82	1[illegible]	4,117
Custom-made men's clothing	[illegible]6	31	10,768	(1)	[illegible]	(x)	32	[illegible]	780	[illegible]	1	[illegible]	[illegible]21	[illegible]	1,710
Women's, misses', juniors' coats and suits	[illegible]	16	7,671	(1)	1	(x)	(1)	[illegible]	(x)	...	...	...	(1)	[illegible]	(x)
Men's, boys' leather footwear	2,[illegible]	14	30,234	(1)	4	(x)	435	[illegible]4	3,[illegible]79	145	[illegible]	1,53[illegible]	889	[illegible]3	8,85[illegible]
Women's, misses', juniors' leather footwear	1[illegible]	[illegible]	89[illegible]	(1)	[illegible]	(x)	(1)	[illegible]	(x)	...	...	...	(1)	[illegible]	(x)
Rubber footwear	[illegible]3	[illegible]8	5,743	(1)	[illegible]	(x)	7	[illegible]	617	[illegible]	[illegible]	[illegible]1	16	[illegible]	1,233
Other sales	1,105	...	...	[illegible]29	...	...	[illegible]47	...	...	88	...	...	[illegible]	...	...
Not analyzing merchandise line sales	[illegible]	[illegible]4	...	...	...	...	[illegible]76	[illegible]	...	1,096	[illegible]	...	...	...	...
Small single unit stores	33,[illegible]7	854	...	[illegible],500	75	...	4,390	103	...	1,818	40	...	[illegible],[illegible]13	43	...

Kind of business and merchandise line	TEXAS: Merchandise line sales	Number	Total sales	UTAH: Merchandise line sales	Number	Total sales	VERMONT: Merchandise line sales	Number	Total sales	VIRGINIA: Merchandise line sales	Number	Total sales	WASHINGTON: Merchandise line sales	Number	Total sales
Large stores and multiunits—															
Analyzing merchandise line sales, total	47,112	198	...	4,853	24	...	1,902	13	...	[illegible]3,0[illegible]3	14[illegible]	...	17,309	83	...
Men's ready-made clothing	[illegible],947	198	47,112	3,178	24	4,853	[illegible]42	13	1,902	14,361	143	23,0[illegible]3	10,84[illegible]	83	17,309
Men's furnishings	10,[illegible]32	155	38,[illegible]57	947	16	3,9[illegible]1	[illegible]33	9	1,[illegible]08	[illegible],286	124	18,[illegible]9[illegible]	[illegible]	[illegible]8	13,829
Men's hats and caps	[illegible],956	140	36,847	123	14	3,[illegible]65	[illegible]8	1[illegible]	1,638	9[illegible]9	110	15,714	1,[illegible]11	[illegible]6	14,847
Boys' wear	2,119	57	18,415	(1)	[illegible]	(x)	158	9	1,426	493	31	5,5[illegible]0	283	1[illegible]	1,719
Custom-made men's clothing	131	17	2,[illegible]01	...	...	...	(1)	3	(x)	196	22	2,793	55	7	1,133
Women's, misses', juniors' coats and suits	685	7	6,454	(1)	1	(x)	(1)	1	(x)	[illegible]3	5	1,41[illegible]	392	[illegible]	3,518
Men's, boys' leather footwear	[illegible],439	12[illegible]	32,090	[illegible]99	11	2,727	[illegible]66	7	1,011	9[illegible]	75	10,365	[illegible]84	[illegible]2	9,258
Women's, misses', juniors' leather footwear	166	10	2,801	...	...	...	(1)	1	(x)	(1)	[illegible]	(x)	[illegible]9	5	596
Rubber footwear	158	30	5,[illegible]49	13	7	2,130	(1)	3	(x)	[illegible]4	33	2,861	[illegible]	16	2,121
Other sales	1,279	...	...	193	...	...	145	...	...	669	...	...	[illegible]8[illegible]	...	...
Not analyzing merchandise line sales	1,[illegible]	8	...	[illegible]3	1	...	...	...	...	...	...	...	[illegible]37	5	...
Small single unit stores	12,845	334	...	1,498	32	...	1,499	34	...	8,097	191	...	[illegible],361	152	...

Kind of business and merchandise line	WEST VIRGINIA: Merchandise line sales	Number	Total sales	WISCONSIN: Merchandise line sales	Number	Total sales	WYOMING: Merchandise line sales	Number	Total sales
Large stores and multiunits—									
Analyzing merchandise line sales, total	15,951	70	...	29,1[illegible]2	1[illegible]0	...	1,[illegible]80	10	...
Men's ready-made clothing	9,514	70	15,951	1[illegible],[illegible]31	150	29,1[illegible]2	[illegible]	10	1,[illegible]80
Men's furnishings	3,733	59	14,1[illegible]7	7,[illegible]8[illegible]	134	2[illegible],9[illegible]	[illegible]	9	1,[illegible]3
Men's hats and caps	[illegible]	50	12,[illegible]	1,1[illegible]	112	23,9[illegible]	1[illegible]	7	[illegible]2
Boys' wear	1,[illegible]02	30	8,207	1,[illegible]51	48	11,8[illegible]	(1)	2	(x)
Custom-made men's clothing	1[illegible]0	[illegible]	1,827	[illegible]8[illegible]	2[illegible]	5,8[illegible]	(1)	1	(x)
Women's, misses', juniors' coats and suits	(1)	1	(x)	1[illegible]	10	1,[illegible]	...	...	...
Men's, boys' leather footwear	1,1[illegible]	37	10,154	[illegible]08	[illegible]8	10,7[illegible]1	[illegible]	[illegible]	1,1[illegible]
Women's, misses', juniors' leather footwear	(1)	1	(x)	[illegible]	[illegible]	[illegible]	(1)	1	(x)
Rubber footwear	[illegible]8	17	2,808	21[illegible]	31	[illegible]	(1)	[illegible]	[illegible]
Other sales	[illegible]8[illegible]	...	...	[illegible]1	...	...	[illegible]	...	...
Not analyzing merchandise line sales	[illegible]	[illegible]	...	[illegible]20	[illegible]	...	...	...	...
Small single unit stores	[illegible],08[illegible]	1[illegible]	...	[illegible]	[illegible]	...	[illegible]	[illegible]	...

See footnote at end of table.

Table 19D.—MERCHANDISE LINE SALES OF LARGE STORES AND MULTIUNITS—APPAREL GROUP—KIND OF BUSINESS, BY STATE: 1948—Continued

[See text for explanatory material]

Kind of business and merchandise line	Merchandise line sales (Thousand dollars)	Stores reporting merchandise line: Number	Stores reporting merchandise line: Total sales (Thousand dollars)
ALABAMA			
MEN'S, BOYS' FURNISHINGS STORES			
Large stores and multiunits—			
Analyzing merchandise line sales, total	2,252	19	...
Men's furnishings	1,401	19	2,552
Men's ready-made clothing	468	6	897
Men's hats and caps	486	12	1,489
Boys' wear	(1)	2	(x)
Custom-made men's clothing	...	...	...
Men's, boys' leather footwear	188	8	1,095
Women's, misses', juniors' leather footwear	(1)	1	(x)
Rubber footwear	...	...	...
Other sales	219	...	...
Not analyzing merchandise line sales	...	...	...
Small single unit stores	1,263	30	...
CALIFORNIA			
Large stores and multiunits—			
Analyzing merchandise line sales, total	23,222	198	...
Men's furnishings	13,629	190	22,373
Men's ready-made clothing	4,251	153	15,936
Men's hats and caps	2,123	139	17,275
Boys' wear	596	42	6,788
Custom-made men's clothing	152	12	1,350
Men's, boys' leather footwear	1,557	95	13,291
Women's, misses', juniors' leather footwear	35	5	588
Rubber footwear	102	32	3,804
Other sales	877	...	...
Not analyzing merchandise line sales	630	4	...
Small single unit stores	16,376	470	...
COLORADO			
Large stores and multiunits—			
Analyzing merchandise line sales, total	2,602	17	...
Men's furnishings	1,424	17	2,602
Men's ready-made clothing	431	10	1,669
Men's hats and caps	253	13	2,279
Boys' wear	98	6	1,517
Custom-made men's clothing	(1)	3	(x)
Men's, boys' leather footwear	174	14	2,197
Women's, misses', juniors' leather footwear	(1)	1	(x)
Rubber footwear	41	8	1,588
Other sales	181	...	...
Not analyzing merchandise line sales	...	...	...
Small single unit stores	1,615	42	...
CONNECTICUT			
Large stores and multiunits—			
Analyzing merchandise line sales, total	5,682	42	...
Men's furnishings	3,386	42	5,682
Men's ready-made clothing	1,135	16	2,988
Men's hats and caps	194	21	2,939
Boys' wear	509	17	3,069
Custom-made men's clothing	14	5	482
Men's, boys' leather footwear	330	16	2,958
Women's, misses', juniors' leather footwear	(1)	1	(x)
Rubber footwear	64	10	1,226
Other sales	50	...	...
Not analyzing merchandise line sales	...	...	...
Small single unit stores	4,808	137	...
DISTRICT OF COLUMBIA			
Large stores and multiunits—			
Analyzing merchandise line sales, total	2,865	24	...
Men's furnishings	2,087	24	2,865
Men's ready-made clothing	297	7	1,053
Men's hats and caps	312	12	971
Boys' wear	...	...	...
Custom-made men's clothing	...	...	...
Men's, boys' leather footwear	(1)	1	(x)
Women's, misses', juniors' leather footwear	...	...	...
Rubber footwear	...	...	...
Other sales	169	...	...
Not analyzing merchandise line sales	950	3	...
Small single unit stores	1,426	42	...
FLORIDA			
Large stores and multiunits—			
Analyzing merchandise line sales, total	5,580	48	...
Men's furnishings	4,444	48	5,580
Men's ready-made clothing	578	22	2,223
Men's hats and caps	191	22	1,931
Boy's wear	(1)	1	(x)
Custom made men's clothing	(1)	1	(x)
Men's, boys' leather footwear	220	16	1,662
Women's, misses', juniors' leather footwear	(1)	3	(x)
Rubber footwear	(1)	1	(x)
Other sales	147	...	...
Not analyzing merchandise line sales	76	3	...
Small single unit stores	4,249	109	...
GEORGIA			
Large stores and multiunits—			
Analyzing merchandise line sales, total	4,082	33	...
Men's furnishings	2,354	33	4,082
Men's ready-made clothing	479	16	2,133
Men's hats and caps	524	24	3,151
Boys' wear	193	5	860
Custom-made men's clothing	(1)	3	(x)
Men's, boys' leather footwear	253	12	1,771
Women's, misses', juniors' leather footwear	(1)	2	(x)
Rubber footwear	(1)	2	(x)
Other sales	279	...	...
Not analyzing merchandise line sales	36	1	...
Small single unit stores	1,798	41	...
ILLINOIS			
Large stores and multiunits—			
Analyzing merchandise line sales, total	28,972	215	...
Men's furnishings	18,408	209	28,500
Men's ready-made clothing	3,720	64	11,314
Men's hats and caps	3,285	166	23,480
Boys' wear	931	52	9,272
Custom-made men's clothing	88	8	962
Men's, boys' leather footwear	982	62	9,783
Women's, misses', juniors' leather footwear	123	6	1,348
Rubber footwear	68	23	2,681
Other sales	1,367	...	...
Not analyzing merchandise line sales	430	6	...
Small single unit stores	19,239	500	...
INDIANA			
Large stores and multiunits—			
Analyzing merchandise line sales, total	10,106	61	...
Men's furnishings	4,991	61	10,106
Men's ready-made clothing	2,472	32	6,929
Men's hats and caps	1,173	47	8,733
Boys' wear	813	24	5,375
Custom-made men's clothing	(1)	3	(x)
Men's, boys' leather footwear	556	30	6,066
Women's, misses', juniors' leather footwear	(1)	4	(x)
Rubber footwear	62	14	2,469
Other sales	39	...	...
Not analyzing merchandise line sales	...	...	...
Small single unit stores	4,680	123	...
IOWA			
Large stores and multiunits—			
Analyzing merchandise line sales, total	4,564	40	...
Men's furnishings	2,310	40	4,564
Men's ready-made clothing	1,148	34	4,228
Men's hats and caps	195	31	3,514
Boy's wear	219	19	2,560
Custom made men's clothing	59	5	354
Men's, boys' leather footwear	308	22	2,442
Women's, misses', juniors' leather footwear	(1)	3	(x)
Rubber footwear	78	23	2,228
Other sales	247	...	...
Not analyzing merchandise line sales	...	...	...
Small single unit stores	4,473	100	...
KANSAS			
Large stores and multiunits—			
Analyzing merchandise line sales, total	1,434	18	...
Men's furnishings	726	18	1,434
Men's ready-made clothing	258	9	925
Men's hats and caps	121	11	1,179
Boys' wear	(1)	4	(x)
Custom-made men's clothing	...	...	...
Men's, boys' leather footwear	173	13	1,239
Women's, misses', juniors' leather footwear	...	...	...
Rubber footwear	(1)	4	(x)
Other sales	156	...	...
Not analyzing merchandise line sales	...	...	...
Small single unit stores	2,663	64	...
KENTUCKY			
Large stores and multiunits—			
Analyzing merchandise line sales, total	1,952	15	...
Men's furnishings	1,177	15	1,952
Men's ready-made clothing	235	5	738
Men's hats and caps	281	9	1,202
Boys' wear	(1)	4	(x)
Custom-made men's clothing	(1)	1	(x)
Men's, boys' leather footwear	75	5	689
Women's, misses', juniors' leather footwear	(1)	2	(x)
Rubber footwear	...	...	...
Other sales	184	...	...
Not analyzing merchandise line sales	...	...	...
Small single unit stores	2,633	64	...
LOUISIANA			
Large stores and multiunits—			
Analyzing merchandise line sales, total	4,009	30	...
Men's furnishings	2,514	30	4,009
Men's ready-made clothing	371	8	1,087
Men's hats and caps	845	19	2,192
Boys' wear	(1)	3	(x)
Custom-made men's clothing	(1)	4	(x)
Men's, boys' leather footwear	102	6	749
Women's, misses', juniors' leather footwear	(1)	1	(x)
Rubber footwear	(1)	2	(x)
Other sales	177	...	...
Not analyzing merchandise line sales	...	...	...
Small single unit stores	953	27	...
MAINE			
Large stores and multiunits—			
Analyzing merchandise line sales, total	1,385	10	...
Men's furnishings	715	10	1,385
Men's ready-made clothing	345	9	1,284
Men's hats and caps	45	10	1,385
Boys' wear	97	7	936
Custom-made men's clothing	(1)	2	(x)
Men's, boys' leather footwear	86	8	987
Women's, misses', juniors' leather footwear	...	...	...
Rubber footwear	34	8	987
Other sales	63	...	...
Not analyzing merchandise line sales	16	1	...
Small single unit stores	2,294	64	...
MARYLAND			
Large stores and multiunits—			
Analyzing merchandise line sales, total	2,574	37	...
Men's furnishings	1,413	36	2,431
Men's ready-made clothing	249	15	1,051
Men's hats and caps	544	24	1,942
Boys' wear	205	13	1,140
Custom-made men's clothing	(1)	1	(x)
Men's, boys' leather footwear	87	15	1,030
Women's, misses', juniors' leather footwear	(1)	2	(x)
Rubber footwear	23	10	740
Other sales	53	...	...
Not analyzing merchandise line sales	...	...	...
Small single unit stores	3,778	113	...
MASSACHUSETTS			
Large stores and multiunits—			
Analyzing merchandise line sales, total	11,039	104	...
Men's furnishings	6,621	101	10,376
Men's ready-made clothing	1,463	40	5,091
Men's hats and caps	1,595	76	8,001
Boy's wear	518	23	3,844
Custom-made men's clothing	(1)	2	(x)
Men's, boys' leather footwear	483	32	4,497
Women's, misses', juniors' leather footwear	(1)	3	(x)
Rubber footwear	70	20	2,035
Other sales	289	...	...
Not analyzing merchandise line sales	123	2	...
Small single unit stores	10,042	290	...
MICHIGAN			
Large stores and multiunits—			
Analyzing merchandise line sales, total	19,116	156	...
Men's furnishings	13,465	156	19,116
Men's ready-made clothing	2,060	62	8,959
Men's hats and caps	1,683	119	14,965
Boy's wear	499	38	5,017
Custom-made men's clothing	137	6	1,250
Men's, boys' leather footwear	601	40	5,360
Women's, misses', juniors' leather footwear	123	8	1,165
Rubber footwear	143	26	2,911
Other sales	405	...	...
Not analyzing merchandise line sales	88	1	...
Small single unit stores	9,383	258	...
MINNESOTA			
Large stores and multiunits—			
Analyzing merchandise line sales, total	3,295	36	...
Men's furnishings	1,591	36	3,295
Men's ready-made clothing	550	17	1,953
Men's hats and caps	676	30	2,671
Boy's wear	25	8	733
Custom-made men's clothing	(1)	3	(x)
Men's, boys' leather footwear	216	16	1,584
Women's, misses', juniors' leather footwear	(1)	3	(x)
Rubber footwear	41	11	1,057
Other sales	106	...	...
Not analyzing merchandise line sales	...	...	...
Small single unit stores	4,243	90	...
MISSISSIPPI			
Large stores and multiunits—			
Analyzing merchandise line sales, total	1,478	12	...
Men's furnishings	498	12	1,478
Men's ready-made clothing	327	10	1,263
Men's hats and caps	158	11	1,345
Boy's wear	92	5	749
Custom-made men's clothing	72	5	84
Men's, boys' leather footwear	235	8	889
Women's, misses', juniors' leather footwear	...	...	...
Rubber footwear	6	5	426
Other sales	90	...	...
Not analyzing merchandise line sales	...	...	...
Small single unit stores	665	18	...
MISSOURI			
Large stores and multiunits—			
Analyzing merchandise line sales, total	5,861	51	...
Men's furnishings	3,872	51	5,861
Men's ready-made clothing	495	14	1,673
Men's hats and caps	740	27	2,740
Boy's wear	301	13	1,397
Custom-made men's clothing	(1)	1	(x)
Men's, boys' leather footwear	228	12	1,516
Women's, misses', juniors' leather footwear	...	...	...
Rubber footwear	12	6	608
Other sales	213	...	...
Not analyzing merchandise line sales	...	...	...
Small single unit stores	4,613	136	...
NEBRASKA			
Large stores and multiunits—			
Analyzing merchandise line sales, total	2,611	19	...
Men's furnishings	1,191	19	2,611
Men's ready-made clothing	701	14	2,021
Men's hats and caps	267	18	2,429
Boys' wear	84	6	1,081
Custom-made men's clothing	...	...	...
Men's, boys' leather footwear	139	13	1,883
Women's, misses', juniors' leather footwear	(1)	2	(x)
Rubber footwear	61	10	1,409
Other sales	118	...	...
Not analyzing merchandise line sales	...	...	...
Small single unit stores	1,781	42	...
NEW JERSEY			
Large stores and multiunits—			
Analyzing merchandise line sales, total	17,037	128	...
Men's furnishings	13,238	122	17,453
Men's ready-made clothing	1,716	36	5,603
Men's hats and caps	1,802	64	10,109
Boys' wear	314	20	2,695
Custom-made men's clothing	(1)	3	(x)
Men's, boys' leather footwear	250	27	3,676
Women's, misses', juniors' leather footwear	...	...	...
Rubber footwear	46	13	1,969
Other sales	271	...	...
Not analyzing merchandise line sales	102	1	...
Small single unit stores	10,098	365	...
NEW YORK			
Large stores and multiunits—			
Analyzing merchandise line sales, total	65,010	488	...
Men's furnishings	46,880	488	65,010
Men's ready-made clothing	5,285	88	16,598
Men's hats and caps	7,861	247	28,900
Boys' wear	1,672	67	11,293
Custom-made men's clothing	(1)	4	(x)
Men's, boys' leather footwear	1,114	66	10,416
Women's, misses', juniors' leather footwear	111	9	1,529
Rubber footwear	227	43	7,147
Other sales	1,860	...	...
Not analyzing merchandise line sales	915	7	...
Small single unit stores	45,945	1,360	...
NORTH CAROLINA			
Large stores and multiunits—			
Analyzing merchandise line sales, total	4,700	42	...
Men's furnishings	2,196	42	4,700
Men's ready-made clothing	1,487	32	3,434
Men's hats and caps	317	31	3,287
Boys' wear	179	9	1,139
Custom-made men's clothing	(1)	4	(x)
Men's, boys' leather footwear	291	18	2,506
Women's, misses', juniors' leather footwear	...	...	...
Rubber footwear	20	5	389
Other sales	210	...	...
Not analyzing merchandise line sales	...	...	...
Small single unit stores	2,418	63	...
OHIO			
Large stores and multiunits—			
Analyzing merchandise line sales, total	14,794	128	...
Men's furnishings	9,416	128	14,794
Men's ready-made clothing	1,894	57	7,609
Men's hats and caps	1,653	99	11,819
Boys' wear	724	43	5,998
Custom-made men's clothing	(1)	4	(x)
Men's, boys' leather footwear	488	35	5,109
Women's, misses', juniors' leather footwear	(1)	2	(x)
Rubber footwear	117	25	3,914
Other sales	502	...	...
Not analyzing merchandise line sales	360	5	...
Small single unit stores	13,417	360	...

Table 19D.—MERCHANDISE LINE SALES OF LARGE STORES AND MULTIUNITS—APPAREL GROUP—KIND OF BUSINESS, BY STATE: 1948—Continued

[See text for explanatory material]

Kind of business and merchandise line	Merchandise line sales (Thousand dollars)	Stores reporting merchandise line: Number	Stores reporting merchandise line: Total sales (Thousand dollars)	Merchandise line sales (Thousand dollars)	Stores reporting merchandise line: Number	Stores reporting merchandise line: Total sales (Thousand dollars)	Merchandise line sales (Thousand dollars)	Stores reporting merchandise line: Number	Stores reporting merchandise line: Total sales (Thousand dollars)	Merchandise line sales (Thousand dollars)	Stores reporting merchandise line: Number	Stores reporting merchandise line: Total sales (Thousand dollars)	Merchandise line sales (Thousand dollars)	Stores reporting merchandise line: Number	Stores reporting merchandise line: Total sales (Thousand dollars)
MEN'S, BOYS' FURNISHINGS STORES	OKLAHOMA			OREGON			PENNSYLVANIA			RHODE ISLAND			SOUTH CAROLINA		
Large stores and multiunits—															
Analyzing merchandise line sales, total	2,242	14	...	3,729	30	...	26,252	241	...	2,483	20	...	1,490	13	...
Men's furnishings	985	14	2,242	2,214	30	3,729	16,152	241	26,252	1,764	20	2,483	870	13	1,490
Men's ready-made clothing	335	6	982	687	20	2,743	3,263	85	11,756	285	8	1,215	228	7	717
Men's hats and caps	355	11	1,876	211	18	2,568	2,829	159	18,630	246	10	1,533	138	11	1,139
Boys' wear	(1)	4	(x)	51	6	770	933	67	8,078	(1)	2	(x)	(1)	3	(x)
Custom-made men's clothing	...	...	...	32	5	655	113	11	875	(1)	1	(x)	(1)	1	(x)
Men's, boys' leather footwear	337	8	1,682	322	19	2,497	1,225	75	8,744	99	9	1,322	88	7	767
Women's, misses', juniors' leather footwear	...	...	...	(1)	1	(x)	135	11	1,546	(1)	1	(x)	97	5	655
Rubber footwear	(1)	4	(x)	41	13	1,817	241	53	4,859	(1)	3	(x)	(1)	2	(x)
Other sales	230	...	...	171	...	...	1,361	...	...	129	...	...	69	...	...
Not analyzing merchandise line sales	...	...	...	...	...	...	62	1	...	29	2	...	...	...	...
Small single unit stores	2,307	49	...	1,651	38	...	20,018	625	...	1,194	36	...	1,291	29	...
	TENNESSEE			TEXAS			VIRGINIA			WASHINGTON			WISCONSIN		
Large stores and multiunits—															
Analyzing merchandise line sales, total	4,424	33	...	10,624	76	...	2,140	34	...	6,176	48	...	4,793	38	...
Men's furnishings	2,148	33	4,424	5,375	74	10,560	1,389	34	2,140	3,456	47	6,109	2,645	38	4,793
Men's ready-made clothing	951	17	2,580	1,616	40	6,037	257	17	897	1,556	36	4,559	1,071	26	3,751
Men's hats and caps	782	24	3,235	1,648	58	8,213	201	26	1,425	513	41	5,225	462	36	4,608
Boy's wear	240	10	1,948	246	20	2,643	48	7	699	77	7	1,087	155	13	1,806
Custom-made men's clothing	(1)	3	(x)	305	6	1,622	(1)	2	(x)	(1)	3	(x)	(1)	3	(x)
Men's, boys' leather footwear	199	10	1,795	795	42	6,430	75	8	575	371	24	2,736	311	19	2,693
Women's, misses', juniors' leather footwear	...	...	...	67	5	517	(1)	4	(x)	(1)	1	(x)	...	...	...
Rubber footwear	(1)	4	(x)	31	13	1,762	(1)	3	(x)	40	15	1,651	47	16	2,168
Other sales	104	...	...	541	...	...	170	...	...	163	...	...	102	...	...
Not analyzing merchandise line sales	...	...	...	75	1	...	18	1	...	292	2	...	404	3	...
Small single unit stores	1,904	47	...	5,690	138	...	1,539	40	...	1,998	55	...	4,358	114	...

See footnotes at end of table.

Table 19D.—MERCHANDISE LINE SALES OF LARGE STORES AND MULTIUNITS—APPAREL GROUP—KIND OF BUSINESS, BY STATE: 1948—Continued

[See text for explanatory material]

Kind of business and merchandise line	Merchandise line sales (Thousand dollars)	Stores reporting merchandise line: Number	Stores reporting merchandise line: Total sales (Thousand dollars)	Merchandise line sales (Thousand dollars)	Stores reporting merchandise line: Number	Stores reporting merchandise line: Total sales (Thousand dollars)	Merchandise line sales (Thousand dollars)	Stores reporting merchandise line: Number	Stores reporting merchandise line: Total sales (Thousand dollars)	Merchandise line sales (Thousand dollars)	Stores reporting merchandise line: Number	Stores reporting merchandise line: Total sales (Thousand dollars)	Merchandise line sales (Thousand dollars)	Stores reporting merchandise line: Number	Stores reporting merchandise line: Total sales (Thousand dollars)
FAMILY CLOTHING STORES	ALABAMA			ARIZONA			ARKANSAS			CALIFORNIA			COLORADO		
Large stores and multiunits—															
Analyzing merchandise line sales, total	28,053	142	...	8,021	25	...	15,218	108	...	101,251	251	...	8,956	30	...
Men's ready-made clothing	5,233	131	27,191	1,715	22	7,716	2,357	100	14,527	24,994	213	93,522	2,174	27	8,591
Men's furnishings	2,356	125	25,515	1,139	20	7,496	1,131	91	13,252	16,497	215	94,143	1,218	28	8,724
Men's hats and caps	459	106	19,086	273	21	7,518	272	67	10,256	2,074	165	84,436	293	23	7,209
Boys' wear	1,233	101	23,284	94	17	1,950	657	79	12,893	4,160	151	73,091	387	24	7,216
Custom-made men's clothing	22	7	764	53	7	562	30	7	907	693	19	6,798	(1)	4	(x)
Women's, misses', juniors' coats and suits	3,392	127	26,078	673	19	7,568	1,949	102	14,391	10,492	204	97,229	811	26	8,618
Women's, misses', juniors' dresses	2,991	133	26,724	581	16	7,202	1,276	96	13,008	7,463	214	96,239	649	25	8,005
Housedresses and uniforms	1,010	82	18,883	77	7	2,624	340	76	10,294	390	91	15,745	79	19	6,815
Custom-made women's apparel	213	16	2,149	37	5	316	133	12	1,636	650	25	14,466	(1)	3	(x)
Fur garments and furs	85	22	10,187	36	7	2,837	40	10	1,482	357	30	18,607	245	6	4,087
Blouses, skirts, sportswear	947	115	22,163	310	21	7,609	548	77	11,597	6,577	187	88,406	297	25	7,149
Girls' and teen-age wear	910	94	20,446	190	14	5,572	551	76	11,308	1,021	102	28,382	136	22	3,658
Infants' wear	291	67	11,731	54	10	1,606	294	77	12,068	914	106	29,595	124	20	2,999
Underwear, slips, negligees, robes	917	116	22,890	150	15	5,028	661	86	12,540	2,623	179	83,590	221	22	6,897
Corsets and brassieres	403	63	17,991	56	6	2,692	156	61	10,090	1,163	129	64,622	143	23	7,064
Women's, children's hosiery	629	101	21,045	215	15	5,151	346	84	11,854	1,636	153	76,161	208	22	6,927
Millinery	438	66	17,626	124	14	4,955	197	66	10,370	1,089	81	64,967	163	16	6,480
Handbags, other accessories	578	97	21,483	203	12	6,642	275	78	11,486	2,008	138	78,864	238	18	6,490
Men's, boys' leather footwear	1,557	105	19,901	478	22	7,555	1,165	93	13,537	4,203	157	85,595	343	21	5,582
Women's, misses', juniors' leather footwear	2,354	105	22,327	417	19	7,355	1,283	90	12,873	4,938	121	65,830	538	20	6,160
Rubber footwear	158	45	7,372	11	6	447	152	49	6,756	164	43	12,989	45	16	4,556
Other sales	1,877	...	...	1,135	...	...	1,174	...	...	7,145	...	...	644	...	...
Not analyzing merchandise line sales	1,860	11	...	825	9	...	352	3	...	1,482	11	...	2,254	8	...
Small single unit stores	8,852	220	...	1,429	44	...	7,174	180	...	11,503	332	...	2,282	64	...

See footnotes at end of table.

Table 19D.—MERCHANDISE LINE SALES OF LARGE STORES AND MULTIUNITS—APPAREL GROUP—KIND OF BUSINESS, BY STATE: 1948—Continued

[See text for explanatory material]

Kind of business and merchandise line	Merchandise line sales (Thousand dollars)	Stores reporting merchandise line: Number	Stores reporting merchandise line: Total sales (Thousand dollars)	Merchandise line sales (Thousand dollars)	Stores reporting merchandise line: Number	Stores reporting merchandise line: Total sales (Thousand dollars)	Merchandise line sales (Thousand dollars)	Stores reporting merchandise line: Number	Stores reporting merchandise line: Total sales (Thousand dollars)	Merchandise line sales (Thousand dollars)	Stores reporting merchandise line: Number	Stores reporting merchandise line: Total sales (Thousand dollars)	Merchandise line sales (Thousand dollars)	Stores reporting merchandise line: Number	Stores reporting merchandise line: Total sales (Thousand dollars)
FAMILY CLOTHING STORES	CONNECTICUT			DELAWARE			DISTRICT OF COLUMBIA			FLORIDA			GEORGIA		
Large stores and multiunits															
Analyzing merchandise line sales, total	[illegible]	[illegible]	...	4,367	11	...	18,689	20	...	20,715	108	...	33,810	166	...
Men's ready-made clothing	[illegible]	[illegible]	[illegible]	1,481	11	4,367	6,015	20	18,334	3,344	96	19,402	6,678	145	31,634
Men's furnishings	[illegible]	[illegible]	[illegible]	523	10	3,376	2,288	23	18,091	1,994	79	17,955	3,102	155	32,149
Men's hats and caps	[illegible]	[illegible]	[illegible]	1[illegible]	8	1,571	330	17	14,202	215	65	14,667	785	131	28,130
Boys' wear	[illegible]	[illegible]	[illegible]	143	9	2,462	268	18	8,882	467	76	11,014	1,370	134	28,950
Custom made men's clothing	(1)	[illegible]	(x)	(1)	1	(x)	(1)	1	(x)	(1)	4	(x)	116	15	2,620
Women's, misses', juniors' coats and suits	[illegible]	[illegible]	[illegible]	961	10	4,388	2,886	24	18,625	2,167	74	17,761	4,574	150	32,126
Women's, misses', juniors' dresses	[illegible]	[illegible]	[illegible]	620	10	4,383	1,935	26	18,547	2,483	94	17,152	4,100	152	32,968
Housedresses and uniforms	[illegible]	[illegible]	[illegible]	(1)	2	(x)	77	12	5,807	234	42	8,077	540	109	19,030
Custom made women's apparel	(1)	[illegible]	(x)	(1)	2	(x)	...	...	...	77	10	745	286	14	3,589
Fur garments and furs	[illegible]	[illegible]	[illegible]	33	8	2,223	136	8	5,344	62	22	2,521	243	24	10,605
Blouses, skirts, sportswear	[illegible]	[illegible]	[illegible]	52	8	1,[illegible]	952	19	16,543	1,552	79	17,718	1,106	140	29,496
Girls' and teen age wear	[illegible]	[illegible]	[illegible]	129	9	2,[illegible]	648	19	[illegible]	446	61	11,085	803	119	22,050
Infants' wear	[illegible]	[illegible]	[illegible]	(1)	3	(x)	571	9	[illegible]	391	46	8,250	494	103	19,263
Underwear, slips, negligees, robes	[illegible]	[illegible]	[illegible]	19	7	1,09[illegible]	587	20	16,394	1,007	77	16,389	966	136	27,876
Corsets and brassieres	[illegible]	[illegible]	[illegible]	[illegible]	5	822	148	11	12,8[illegible]	321	46	11,[illegible]	319	102	23,379
Women's, children's hosiery	[illegible]	[illegible]	[illegible]	15	7	1,092	237	18	15,729	[illegible]	66	15,552	572	118	25,780
Millinery	[illegible]	[illegible]	[illegible]	1[illegible]	[illegible]	1,[illegible]	268	10	11,445	[illegible]	[illegible]	14,[illegible]	[illegible]	[illegible]	22,627
Handbags, other accessories	[illegible]	[illegible]	[illegible]	[illegible]	[illegible]	988	295	15	13,384	700	58	14,338	594	94	24,247
Men's, boys' leather footwear	[illegible]	[illegible]	[illegible]	294	10	4,521	478	10	13,854	[illegible]	78	17,110	1,282	145	30,228
Women's, misses', juniors' leather footwear	[illegible]	[illegible]	[illegible]	225	8	3,431	224	[illegible]	[illegible]	1,[illegible]	74	16,747	2,[illegible]	136	28,023
Rubber footwear	57	6	1,[illegible]	(1)	4	(x)	(1)	1	(x)	32	16	1,579	184	79	15,021
Other sales	[illegible]	...	...	729	...	...	329	...	...	1,513	...	...	1,573	108	21,469
Not analyzing merchandise line sales	[illegible]	8	...	158	1	...	236	3	..	700	11	...	497	3	...
Small single unit stores	2,[illegible]	89	...	619	22	...	1,[illegible]	34	...	[illegible]	42	...	10,[illegible]	266	...
	IDAHO			ILLINOIS			INDIANA			IOWA			KANSAS		
Large stores and multiunits															
Analyzing merchandise line sales, total	[illegible]	[illegible]	...	122,641	250	...	50,385	114	...	15,192	34	...	18,296	71	...
Men's ready-made clothing	269	1[illegible]	1,794	35,956	210	105,380	8,655	104	20,540	3,469	33	15,135	4,089	66	17,514
Men's furnishings	253	1[illegible]	1,[illegible]	11,[illegible]	200	91,250	3,616	101	22,487	1,470	27	12,297	[illegible]	[illegible]	16,721
Men's hats and caps	[illegible]	11	[illegible]	1,905	150	71,309	501	73	18,[illegible]	207	17	10,[illegible]	340	[illegible]	15,173
Boys' wear	[illegible]	[illegible]	[illegible]	4,733	105	21,882	1,732	89	22,434	[illegible]	[illegible]	11,982	951	[illegible]	15,404
Custom made men's clothing	...	...	...	208	14	[illegible]	200	15	[illegible]	...	...	...	241	11	[illegible]
Women's, misses', juniors' coats and suits	161	11	1,96[illegible]	22,192	219	105,471	3,856	106	25,033	1,944	30	15,078	2,659	67	17,983
Women's, misses', juniors' dresses	[illegible]	11	1,[illegible]	13,514	[illegible]	104,720	2,540	105	[illegible]	1,647	32	15,161	[illegible]	[illegible]	17,679
Housedresses and uniforms	[illegible]	[illegible]	1,828	804	109	24,902	128	45	7,584	112	19	3,210	248	39	10,753
Custom made women's apparel	(1)	1	(x)	670	[illegible]	5,558	80	[illegible]	1,030	[illegible]	5	5,536	[illegible]	5	2,324
Fur garments and furs	(1)	1	(x)	2,560	78	57,512	154	[illegible]	8,021	316	17	10,[illegible]	132	16	6,987
Blouses, skirts, sportswear	[illegible]	13	[illegible]	4,[illegible]	173	[illegible]	718	89	22,508	359	26	12,826	534	90	16,270
Girls' and teen age wear	[illegible]	[illegible]	1,[illegible]	[illegible]	139	63,275	553	80	14,933	338	24	13,[illegible]	413	[illegible]	13,039
Infants' wear	[illegible]	10	1,760	1,631	124	52,613	160	32	6,820	337	14	10,287	171	25	6,303
Underwear, slips, negligees, robes	83	10	1,8[illegible]	2,360	152	[illegible]	403	78	18,156	323	21	13,417	466	51	15,842
Corsets and brassieres	35	11	1,[illegible]	1,332	103	66,518	118	35	7,188	148	15	7,828	306	47	15,252
Women's, children's hosiery	82	10	[illegible]	1,[illegible]	134	68,573	242	68	17,377	198	18	11,[illegible]	426	51	15,700
Millinery	10	[illegible]	1,17[illegible]	1,167	73	51,620	145	42	12,865	371	12	11,791	214	27	10,784
Handbags, other accessories	26	8	[illegible]	[illegible]	122	66,915	322	62	14,811	209	19	10,525	191	32	9,471
Men's, boys' leather footwear	136	10	[illegible]	2,821	135	65,919	980	71	18,213	539	21	12,944	604	36	11,516
Women's, misses', juniors' leather footwear	174	10	1,760	3,703	115	58,963	801	62	16,410	784	21	12,239	641	29	8,588
Rubber footwear	27	[illegible]	1,54[illegible]	[illegible]	78	37,864	138	27	10,367	101	11	[illegible]	[illegible]	21	2,402
Other sales	[illegible]	...	...	3,[illegible]	...	...	1,293	...	...	1,623	...	...	1,073	...	...
Not analyzing merchandise line sales	...	...	...	[illegible]	11	...	809	5	...	[illegible]	[illegible]	...	316	2	..
Small single unit stores	[illegible]	1	...	16,[illegible]	307	...	[illegible]	114	...	[illegible]	93	...	3,659	93	...
	KENTUCKY			LOUISIANA			MAINE			MARYLAND			MASSACHUSETTS		
Large stores and multiunits															
Analyzing merchandise line sales, total	[illegible]	[illegible]	...	[illegible]	[illegible]	...	[illegible]	[illegible]	...	[illegible]	[illegible]	...	41,[illegible]	150	...
Men's ready-made clothing	[illegible]	[illegible]	[illegible]	[illegible]	[illegible]	[illegible]	1,[illegible]	[illegible]	[illegible]	[illegible]	[illegible]	13,374	11,134	127	38,803
Men's furnishings	[illegible]	[illegible]	[illegible]	[illegible]	[illegible]	[illegible]	[illegible]	[illegible]	[illegible]	[illegible]	[illegible]	[illegible]	[illegible]	117	33,661
Men's hats and caps	[illegible]	[illegible]	[illegible]	[illegible]	[illegible]	[illegible]	[illegible]	[illegible]	[illegible]	[illegible]	[illegible]	[illegible]	[illegible]	[illegible]	25,519
Boys' wear	[illegible]	[illegible]	[illegible]	[illegible]	[illegible]	[illegible]	[illegible]	[illegible]	[illegible]	[illegible]	[illegible]	[illegible]	[illegible]	[illegible]	30,006
Custom made men's clothing	[illegible]	[illegible]	[illegible]	[illegible]	[illegible]	[illegible]	[illegible]	[illegible]	[illegible]	[illegible]	[illegible]	[illegible]	(1)	[illegible]	(x)
Women's, misses', juniors' coats and suits	[illegible]	[illegible]	[illegible]	[illegible]	[illegible]	[illegible]	[illegible]	[illegible]	[illegible]	[illegible]	[illegible]	[illegible]	[illegible]	[illegible]	[illegible]
Women's, misses', juniors' dresses	[illegible]	[illegible]	[illegible]	[illegible]	[illegible]	[illegible]	[illegible]	[illegible]	[illegible]	[illegible]	[illegible]	[illegible]	[illegible]	[illegible]	[illegible]
Housedresses and uniforms	[illegible]	[illegible]	[illegible]	[illegible]	[illegible]	[illegible]	[illegible]	[illegible]	[illegible]	[illegible]	[illegible]	[illegible]	[illegible]	[illegible]	[illegible]
Custom made women's apparel	[illegible]	[illegible]	[illegible]	[illegible]	[illegible]	[illegible]	[illegible]	[illegible]	[illegible]	[illegible]	[illegible]	[illegible]	(1)	[illegible]	(x)
Fur garments and furs	[illegible]	[illegible]	[illegible]	[illegible]	[illegible]	[illegible]	[illegible]	[illegible]	[illegible]	[illegible]	[illegible]	[illegible]	[illegible]	[illegible]	[illegible]
Blouses, skirts, sportswear	[illegible]	[illegible]	[illegible]	[illegible]	[illegible]	[illegible]	[illegible]	[illegible]	[illegible]	[illegible]	[illegible]	[illegible]	[illegible]	[illegible]	[illegible]
Girls' and teen age wear	[illegible]	[illegible]	[illegible]	[illegible]	[illegible]	[illegible]	[illegible]	[illegible]	[illegible]	[illegible]	[illegible]	[illegible]	[illegible]	[illegible]	[illegible]
Infants' wear	[illegible]	[illegible]	[illegible]	[illegible]	[illegible]	[illegible]	[illegible]	[illegible]	[illegible]	[illegible]	[illegible]	[illegible]	[illegible]	[illegible]	[illegible]
Underwear, slips, negligees, robes	[illegible]	[illegible]	[illegible]	[illegible]	[illegible]	[illegible]	[illegible]	[illegible]	[illegible]	[illegible]	[illegible]	[illegible]	[illegible]	[illegible]	[illegible]
Corsets and brassieres	[illegible]	[illegible]	[illegible]	[illegible]	[illegible]	[illegible]	[illegible]	[illegible]	[illegible]	[illegible]	[illegible]	[illegible]	[illegible]	[illegible]	[illegible]
Women's, children's hosiery	[illegible]	[illegible]	[illegible]	[illegible]	[illegible]	[illegible]	[illegible]	[illegible]	[illegible]	[illegible]	[illegible]	[illegible]	[illegible]	[illegible]	[illegible]
Millinery	[illegible]	[illegible]	[illegible]	[illegible]	[illegible]	[illegible]	[illegible]	[illegible]	[illegible]	[illegible]	[illegible]	[illegible]	[illegible]	[illegible]	[illegible]
Handbags, other accessories	[illegible]	[illegible]	[illegible]	[illegible]	[illegible]	[illegible]	[illegible]	[illegible]	[illegible]	[illegible]	[illegible]	[illegible]	[illegible]	[illegible]	[illegible]
Men's, boys' leather footwear	[illegible]	[illegible]	[illegible]	[illegible]	[illegible]	[illegible]	[illegible]	[illegible]	[illegible]	[illegible]	[illegible]	[illegible]	[illegible]	[illegible]	[illegible]
Women's, misses', juniors' leather footwear	[illegible]	[illegible]	[illegible]	[illegible]	[illegible]	[illegible]	[illegible]	[illegible]	[illegible]	[illegible]	[illegible]	[illegible]	[illegible]	[illegible]	[illegible]
Rubber footwear	[illegible]	[illegible]	[illegible]	[illegible]	[illegible]	[illegible]	[illegible]	[illegible]	[illegible]	[illegible]	[illegible]	[illegible]	[illegible]	[illegible]	[illegible]
Other sales	[illegible]	[illegible]	[illegible]	[illegible]	...	...	[illegible]	...	...	[illegible]	...	...	[illegible]	...	...
Not analyzing merchandise line sales	[illegible]	[illegible]	...	[illegible]	[illegible]	...	[illegible]	[illegible]	...	[illegible]	[illegible]	...	[illegible]	[illegible]	...
Small single unit stores	[illegible]	[illegible]	...	[illegible]	[illegible]	...	[illegible]	[illegible]	...	[illegible]	[illegible]	...	[illegible]	[illegible]	...

Table 19D.—MERCHANDISE LINE SALES OF LARGE STORES AND MULTIUNITS—APPAREL GROUP—KIND OF BUSINESS, BY STATE: 1948—Continued

[See text for explanatory material]

FAMILY CLOTHING STORES

Kind of business and merchandise line	MICHIGAN: Merchandise line sales (Thousand dollars)	Stores reporting merchandise line: Number	Stores reporting merchandise line: Total sales (Thousand dollars)	MINNESOTA: Merchandise line sales (Thousand dollars)	Number	Total sales (Thousand dollars)	MISSISSIPPI: Merchandise line sales (Thousand dollars)	Number	Total sales (Thousand dollars)	MISSOURI: Merchandise line sales (Thousand dollars)	Number	Total sales (Thousand dollars)	MONTANA: Merchandise line sales (Thousand dollars)	Number	Total sales (Thousand dollars)
Large stores and multiunits--															
Analyzing merchandise line sales, total	42,224	162	...	31,050	68	...	17,164	134	...	50,401	[illegible]	...	5,[illegible]	[illegible]	...
Men's ready-made clothing	11,071	145	40,04[illegible]	7,380	61	30,122	[illegible]	125	16,[illegible]	11,429	[illegible]	[illegible]	[illegible]	19	5,130
Men's furnishings	4,328	145	38,933	4,117	62	28,638	1,340	121	16,218	7,256	144	49,282	52	11	2,[illegible]
Men's hats and caps	622	100	33,408	514	46	23,068	404	98	12,431	1,400	116	47,254	43	19	3,228
Boys' wear	1,215	117	26,444	1,492	49	26,737	782	100	13,488	1,447	115	44,687	271	20	5,150
Custom-made men's clothing	204	5	2,831	(1)	1	(x)	63	9	1,164	[illegible]	9	1,69[illegible]	(1)	1	(x)
Women's, misses', juniors' coats and suits	5,597	142	40,218	4,379	57	29,864	1,838	118	15,848	5,637	141	48,[illegible]	487	20	5,190
Women's, misses', juniors' dresses	4,326	147	39,567	2,425	58	29,829	1,902	123	16,273	4,400	144	48,450	314	17	4,972
Housedresses and uniforms	292	65	15,603	243	30	8,626	304	81	10,779	[illegible]	95	22,116	50	17	2,487
Custom-made women's apparel	374	10	4,572	75	5	761	248	19	2,0[illegible]	[illegible]	23	3,611	57	10	1,[illegible]
Fur garments and furs	552	60	22,387	295	17	16,564	60	16	3,[illegible]	175	37	19,[illegible]	50	12	4,1[illegible]
Blouses, skirts, sportswear	2,183	115	34,068	1,444	49	23,937	498	107	14,[illegible]	1,350	12[illegible]	45,[illegible]	222	19	5,629
Girls' and teen-age wear	418	97	24,[illegible]	1,111	42	21,580	538	90	17,[illegible]	740	102	23,38[illegible]	95	16	4,752
Infants' wear	726	70	20,795	487	39	13,412	235	41	12,277	[illegible]	[illegible]	21,48[illegible]	285	19	5,[illegible]
Underwear, slips, negligees, robes	1,077	104	31,[illegible]	533	55	26,720	156	13	15,318	1,2[illegible]	120	37,702	215	19	5,0[illegible]
Corsets and brassieres	471	66	24,741	208	37	9,[illegible]	137	83	11,[illegible]	473	[illegible]	22,114	87	16	4,7[illegible]
Women's, children's hosiery	936	95	28,7[illegible]	[illegible]	51	27,385	367	105	14,[illegible]	1,354	11[illegible]	43,0[illegible]	210	19	5,[illegible]9
Millinery	[illegible]	64	25,1[illegible]	222	27	18,886	124	[illegible]	1[illegible],140	[illegible]	72	32,16[illegible]	40	14	4,[illegible]
Handbags, other accessories	[illegible]30	80	[illegible]	556	37	23,7[illegible]	261	[illegible]	1[illegible]	[illegible]	101	37,[illegible]	166	19	5,034
Men's, boys' leather footwear	1,[illegible]	88	29,727	894	45	19,071	1,314	110	15,[illegible]	[illegible]	111	[illegible]	358	19	5,030
Women's, misses', juniors' leather footwear	1,[illegible]	82	[illegible]	[illegible]	37	20,8[illegible]	1,609	11[illegible]	1[illegible]	[illegible]	109	37,59[illegible]	450	20	5,[illegible]
Rubber footwear	[illegible]	41	11,[illegible]	130	[illegible]	[illegible],583	154	74	3,[illegible]	[illegible]	25	26,[illegible]	[illegible]	16	1,494
Other sales	2,4[illegible]	...	...	[illegible],425	...	...	1,[illegible]	...	...	[illegible]	...	...	823	...	...
Not analyzing merchandise line sales	255	[illegible]	...	[illegible]	3	...	[illegible]		...	1,1[illegible]	[illegible]	...	...	...	...
Small single unit stores	9,[illegible]23	268	...	5,[illegible]	13[illegible]	...	[illegible],740	232	...	8,[illegible]	231	...	1,353	30	...

Kind of business and merchandise line	NEBRASKA: Merchandise line sales	Number	Total sales	NEW HAMPSHIRE: Merchandise line sales	Number	Total sales	NEW JERSEY: Merchandise line sales	Number	Total sales	NEW MEXICO: Merchandise line sales	Number	Total sales	NEW YORK: Merchandise line sales	Number	Total sales
Large stores and multiunits															
Analyzing merchandise line sales, total	[illegible]	[illegible]	...	[illegible]	[illegible]	...	40,[illegible]	11[illegible]	...	5,[illegible]	48	...	[illegible]17,604	324	...
Men's ready-made clothing	3,[illegible]	[illegible]	1[illegible]	[illegible]	[illegible]	[illegible]	1[illegible]	[illegible]	[illegible]	[illegible]	[illegible]	[illegible],06[illegible]	[illegible]	27[illegible]	275,1[illegible]
Men's furnishings	1,[illegible]	20	12,[illegible]30	[illegible]	[illegible]	[illegible]	[illegible]	[illegible]	[illegible]	[illegible]	[illegible]	[illegible],88[illegible]	[illegible]	258	[illegible]
Men's hats and caps	[illegible]	15	[illegible],868	[illegible]	13	[illegible]	[illegible]	41	16,[illegible]	[illegible]	[illegible]	4,282	1,[illegible]	148	14[illegible],41[illegible]
Boys' wear	[illegible]	17	20,[illegible]		[illegible]	[illegible]	[illegible]	[illegible]	41,[illegible]	[illegible]	1	[illegible]	1[illegible]	23[illegible]	303,[illegible]
Custom-made men's clothing	...	...	...	[illegible]		[illegible]	...	...	...	(1)	[illegible]	(x)	1,11[illegible]	1[illegible]	48,[illegible]
Women's, misses', juniors' coats and suits	[illegible]14	[illegible]	12,[illegible]		[illegible]	[illegible]	[illegible],304	[illegible]	4[illegible]	[illegible]	[illegible]	[illegible],260	46,413	[illegible]	308,[illegible]
Women's, misses', juniors' dresses	[illegible]	[illegible]	1[illegible]		[illegible]	[illegible]	[illegible]	[illegible]	[illegible]	41	[illegible]	[illegible],342	43,[illegible]	241	[illegible]
Housedresses and uniforms	[illegible]	[illegible]	[illegible],17[illegible]		[illegible]	[illegible]	[illegible]	[illegible]	[illegible]		[illegible]	[illegible],42[illegible]	2,116	1[illegible]	[illegible]
Custom-made women's apparel	[illegible]	[illegible]	(x)	[illegible]	...	...	[illegible]		[illegible]	[illegible]		580	85	1[illegible]	44,[illegible]
Fur garments and furs	[illegible]	[illegible]	15,[illegible]		[illegible]	[illegible]	1[illegible]	1[illegible]	[illegible]	[illegible]		[illegible]	[illegible],55[illegible]	[illegible]	[illegible]
Blouses, skirts, sportswear	[illegible]	[illegible]	[illegible]	[illegible]		4,[illegible]	[illegible]	[illegible]8	[illegible]	[illegible]		[illegible]	[illegible],49[illegible]	20[illegible]	[illegible]
Girls' and teen-age wear	[illegible]	24	[illegible]	[illegible]		3,[illegible]	[illegible]	[illegible]	1,[illegible]	[illegible]	[illegible]	[illegible]	11,784	171	4[illegible]
Infants' wear	[illegible]	[illegible]	[illegible]			[illegible]	[illegible]	[illegible]	[illegible]	[illegible]8	[illegible]	[illegible]	[illegible],10[illegible]	[illegible]	[illegible]
Underwear, slips, negligees, robes	[illegible]	[illegible]	[illegible]	[illegible]	[illegible]	3,[illegible]	[illegible]	52	31,[illegible]	[illegible]		[illegible],817	14,09[illegible]	13[illegible]	[illegible]
Corsets and brassieres	[illegible]	[illegible]	[illegible]	[illegible]		2,3[illegible]	[illegible]	38	3,[illegible]	[illegible]7	[illegible]	[illegible],4[illegible]	[illegible],108	21[illegible]	[illegible]
Women's, children's hosiery	1	[illegible]	1,[illegible]	1,[illegible]4	1[illegible]	5,[illegible]	[illegible],1[illegible]	[illegible]	40,[illegible]	[illegible]	[illegible]	[illegible]	8,608	51	[illegible]
Millinery	[illegible]	1[illegible]	11,[illegible]	[illegible]	[illegible]	1,7[illegible]	[illegible]	2[illegible]	[illegible]	1	14	[illegible]	7,16[illegible]	[illegible]	[illegible]
Handbags, other accessories	91	19	1,[illegible]	[illegible]	10	[illegible]	[illegible]	32	[illegible]	75	17	[illegible]	14,973	117	158,521
Men's, boys' leather footwear	[illegible]	16	[illegible],1[illegible]4	1[illegible]	2	4,[illegible]	[illegible]	4	[illegible]	[illegible]	[illegible]	4,[illegible]	3,022	126	183,[illegible]
Women's, misses', juniors' leather footwear	64[illegible]	17	12,014	[illegible]3[illegible]	1	3,[illegible]	[illegible]	25	23,[illegible]	508	[illegible]	[illegible]	13,760	[illegible]	[illegible]
Rubber footwear	[illegible]	11	1,[illegible]	[illegible]1	[illegible]	[illegible]	[illegible]	1[illegible]	[illegible]	[illegible]	11	1,120	1[illegible]	37	[illegible]
Other sales	44[illegible]	...	...	[illegible]	...	...	1,1[illegible]	...	...	[illegible]	...	...	[illegible]	...	...
Not analyzing merchandise line sales	[illegible]	[illegible]	...	[illegible]	[illegible]	...	[illegible]		...	[illegible]	[illegible]	...	2,1[illegible]	10	...
Small single unit stores	1,43[illegible]	4[illegible]	...	1,[illegible]	[illegible]	...	[illegible]	[illegible]	...	[illegible]	[illegible]	...	2,16[illegible]	74[illegible]	...

Kind of business and merchandise line	NORTH CAROLINA: Merchandise line sales	Number	Total sales	NORTH DAKOTA: Merchandise line sales	Number	Total sales	OHIO: Merchandise line sales	Number	Total sales	OKLAHOMA: Merchandise line sales	Number	Total sales	OREGON: Merchandise line sales	Number	Total sales
Large stores and multiunits--															
Analyzing merchandise line sales, total	27,494	184	...	[illegible]	12	...	65,[illegible]	2[illegible]	...	[illegible]	[illegible]	...	4,[illegible]	20	...
Men's ready-made clothing	[illegible]	173	[illegible]	[illegible]4	[illegible]	[illegible]	19,[illegible]	17[illegible]	[illegible]	5,1[illegible]	7[illegible]	[illegible]	[illegible]	18	2,387
Men's furnishings	2,358	16[illegible]	24,[illegible]	[illegible]1	11	[illegible]	8,509	171	[illegible]	[illegible]	[illegible]	[illegible]	255	18	2,441
Men's hats and caps	[illegible]	139	20,[illegible]	2	[illegible]	1,[illegible]	1,[illegible]	14[illegible]	53,[illegible]	[illegible]	59	[illegible]	44	13	1,[illegible]
Boys' wear	[illegible]	127	20,[illegible]	[illegible]1	10	[illegible]	[illegible]	1[illegible]	54,[illegible]	[illegible]	[illegible]	[illegible]	32	1[illegible]	1,55[illegible]
Custom-made men's clothing	1[illegible]	22	[illegible]	(1)	[illegible]	(x)	[illegible]	[illegible]	[illegible]	[illegible]	[illegible]		...	...	...
Women's, misses', juniors' coats and suits	4,124	175	26,3[illegible]	[illegible]	1[illegible]	[illegible]	8,324	175	[illegible]	[illegible]		20,1[illegible]	[illegible]	1[illegible]	[illegible]
Women's, misses', juniors' dresses	3,02[illegible]	17[illegible]	2[illegible]	[illegible]8	[illegible]	[illegible]	[illegible]	182	[illegible]	[illegible]	[illegible]	2[illegible]	185	14	[illegible],217
Housedresses and uniforms	2[illegible]	85	12,4[illegible]	17	[illegible]		[illegible]	[illegible]	[illegible]	[illegible]	42	1[illegible]	43	14	[illegible],010
Custom-made women's apparel	230	20	[illegible]	(1)	1	(x)	[illegible]1	1[illegible]	[illegible]		[illegible]	1,[illegible]	(1)	[illegible]	(x)
Fur garments and furs	142	27	7,54[illegible]	(1)	4	(x)	5[illegible]	[illegible]	[illegible]	[illegible]	1[illegible]	[illegible]	(1)	1	(x)
Blouses, skirts, sportswear	858	143	[illegible],584	84	[illegible]	1,0[illegible]	[illegible]	15[illegible]	5[illegible]	[illegible]	[illegible]	16,[illegible]	[illegible]	16	[illegible]
Girls' and teen-age wear	434	106	14,102	[illegible]	[illegible]	1,[illegible]	1,[illegible]	137	42,[illegible]	...	44	7,7[illegible]8	74	1[illegible]	1,[illegible]
Infants' wear	44[illegible]	75	1[illegible]	53	[illegible]	1,069	74[illegible]	80	[illegible]	101	[illegible]	[illegible]	51	1[illegible]	1,773
Underwear, slips, negligees, robes	837	136	22,9[illegible]	42	[illegible]	1,771	[illegible]	150	[illegible]	[illegible]	[illegible]	18,1[illegible]	38	[illegible]	[illegible],11[illegible]
Corsets and brassieres	218	99	18,485	16	[illegible]	82[illegible]	[illegible]3	94	45,[illegible]	[illegible]	[illegible]	14,[illegible]	[illegible]	[illegible]	[illegible],010
Women's, children's hosiery	425	123	21,6[illegible]	45	6	1,004	1,340	141	42,1[illegible]	3[illegible]	51	1[illegible],722	45	16	[illegible],17[illegible]
Millinery	404	107	1[illegible],54[illegible]	(1)	[illegible]	(x)	744	[illegible]	39,[illegible]	[illegible]	[illegible]	[illegible],745	[illegible]	1[illegible]	1,[illegible]88
Handbags, other accessories	396	122	1[illegible],171	42	[illegible]	1,354	1,308	15[illegible]	50,[illegible]	341	44	13,51[illegible]	44	1[illegible]	2,11[illegible]
Men's, boys' leather footwear	1,746	144	22,364	101	[illegible]	1,371	[illegible],244	130	50,4[illegible]	1,[illegible]68	61	18,412	[illegible]	18	2,5[illegible]8
Women's, misses', juniors' leather footwear	2,108	118	20,107	131	[illegible]	1,871	[illegible],344	102	44,[illegible]	[illegible]42	[illegible]	11,[illegible]05	[illegible]41	17	[illegible],434
Rubber footwear	127	46	5,887	26	[illegible]	1,[illegible]74	20[illegible]	40	16,0[illegible]	111	3[illegible]	7,[illegible]	1	8	1,352
Other sales	1,908	...	...	321	...	...	[illegible],406	...	...	1,[illegible]	...	...	338	...	...
Not analyzing merchandise line sales	1,493	11	...	108	1	...	745	[illegible]	...	[illegible]	[illegible]	...	298	1	...
Small single unit stores	3,546	243	...	1,197	2[illegible]	...	[illegible]	286	...	[illegible]	1[illegible]	...	1,52[illegible]	49	...

See footnotes at end of table.

Table 19D.—MERCHANDISE LINE SALES OF LARGE STORES AND MULTIUNITS—APPAREL GROUP—KIND OF BUSINESS, BY STATE: 1948—Continued

[See text for explanatory material]

Kind of business and merchandise line	PENNSYLVANIA Merchandise line sales (Thousand dollars)	Stores reporting merchandise line: Number	Stores reporting merchandise line: Total sales (Thousand dollars)	RHODE ISLAND Merchandise line sales (Thousand dollars)	Number	Total sales (Thousand dollars)	SOUTH CAROLINA Merchandise line sales (Thousand dollars)	Number	Total sales (Thousand dollars)	SOUTH DAKOTA Merchandise line sales (Thousand dollars)	Number	Total sales (Thousand dollars)	TENNESSEE Merchandise line sales (Thousand dollars)	Number	Total sales (Thousand dollars)
FAMILY CLOTHING STORES															
Large stores and multiunits															
Analyzing merchandise line sales, total	49,045	246	...	7,777	19	...	14,362	88	...	1,697	12	...	29,440	160	...
Men's ready made clothing	12,448	197	41,632	2,558	17	7,420	3,335	79	13,303	264	11	1,522	7,422	148	28,490
Men's furnishings	6,547	220	45,000	458	14	7,088	789	69	8,542	251	11	1,554	2,907	141	25,460
Men's hats and caps	770	148	31,946	111	13	5,791	198	66	7,143	52	10	1,558	641	131	22,826
Boys' wear	1,859	179	34,431	885	15	6,851	477	62	11,685	68	12	1,697	1,050	117	24,020
Custom-made men's clothing	65	16	2,008	...	...	...	([1])	2	(x)	...	...	...	102	14	1,392
Women's, misses', juniors' coats and suits	6,470	213	47,064	1,217	18	7,775	1,328	80	9,349	129	10	1,566	4,277	148	26,518
Women's, misses', juniors' dresses	[illegible],360	222	44,663	583	18	7,775	1,623	80	13,685	126	12	1,697	3,024	146	25,921
Housedresses and uniforms	412	98	17,571	40	5	1,132	469	46	10,544	27	10	1,426	287	87	11,952
Custom-made women's apparel	297	17	3,936	([1])	1	(x)	38	7	636	...	...	...	95	13	1,342
Fur garments and furs	273	60	12,788	77	9	4,922	20	13	1,678	...	...	...	109	22	5,357
Blouses, skirts, sportswear	1,665	177	38,733	250	14	7,128	770	76	13,473	38	11	1,522	1,230	132	25,871
Girls' and teen-age wear	1,428	145	28,308	149	8	4,533	737	60	12,070	47	11	1,538	586	95	14,535
Infants' wear	972	113	21,557	111	6	4,156	411	45	10,437	33	8	1,175	380	83	13,585
Underwear, slips, negligees, robes	1,353	159	34,781	164	10	3,332	519	70	12,844	70	11	1,522	787	130	23,906
Corsets and brassieres	428	88	23,911	56	5	2,416	83	39	5,981	24	10	1,274	195	87	14,906
Women's, children's hosiery	985	134	32,436	125	11	6,460	266	62	12,367	47	9	1,251	457	118	20,745
Millinery	544	77	23,430	([1])	4	(x)	170	47	6,433	7	6	985	245	73	13,309
Handbags, other accessories	896	108	28,761	([1])	4	(x)	296	57	11,995	26	8	1,400	432	103	19,982
Men's, boys' leather footwear	1,740	160	34,232	206	6	5,297	703	68	7,862	105	11	1,522	1,415	125	22,934
Women's, misses', juniors' leather footwear	1,945	133	25,438	([1])	2	(x)	888	65	7,936	132	11	1,522	1,443	123	17,015
Rubber footwear	342	85	11,331	([1])	2	(x)	39	21	2,369	23	7	864	228	71	8,486
Other sales	2,196	...	...	307	...	...	1,182	...	...	228	...	...	2,126	...	...
Not analyzing merchandise line sales	2,795	23	...	231	3	...	599	10	...	137	3	...	297	3	...
Small single unit stores	14,154	455	...	1,679	47	...	5,150	122	...	1,128	28	...	7,260	177	...

Kind of business and merchandise line	TEXAS Merchandise line sales (Thousand dollars)	Number	Total sales (Thousand dollars)	UTAH Merchandise line sales (Thousand dollars)	Number	Total sales (Thousand dollars)	VERMONT Merchandise line sales (Thousand dollars)	Number	Total sales (Thousand dollars)	VIRGINIA Merchandise line sales (Thousand dollars)	Number	Total sales (Thousand dollars)	WASHINGTON Merchandise line sales (Thousand dollars)	Number	Total sales (Thousand dollars)
Large stores and multiunits															
Analyzing merchandise line sales, total	88,156	352	...	3,832	20	...	1,626	10	...	26,898	148	...	7,832	40	...
Men's ready-made clothing	17,674	312	80,491	891	19	3,746	375	9	1,510	6,463	131	25,169	2,003	37	7,626
Men's furnishings	10,790	297	79,239	698	14	3,663	203	9	1,480	3,285	134	25,242	1,239	37	7,621
Men's hats and caps	2,412	274	68,520	105	12	3,313	35	9	1,480	605	110	22,314	242	30	7,342
Boys' wear	3,310	270	67,738	203	15	2,564	87	9	1,480	1,505	112	21,439	286	28	4,207
Custom-made men's clothing	665	37	14,581	([1])	1	(x)	([1])	1	(x)	50	9	1,293	([1])	1	(x)
Women's, misses', juniors' coats and suits	9,400	311	83,367	455	15	3,310	160	9	1,480	3,523	129	22,909	979	28	6,964
Women's, misses', juniors' dresses	8,864	307	81,747	220	13	2,581	205	10	1,626	2,858	129	22,616	523	36	7,310
Housedresses and uniforms	877	170	33,950	47	12	1,699	26	8	1,358	242	61	9,376	93	15	3,354
Custom-made women's apparel	671	45	11,456	([1])	1	(x)	([1])	1	(x)	71	8	972	([1])	2	(x)
Fur garments and furs	598	68	24,745	([1])	3	(x)	15	5	530	75	25	4,277	([1])	4	(x)
Blouses, skirts, sportswear	2,687	260	68,486	176	13	2,746	47	9	1,480	700	104	20,004	320	34	7,260
Girls' and teen-age wear	1,835	225	50,555	62	10	1,604	51	8	1,358	490	88	13,491	106	23	3,795
Infants' wear	1,002	191	39,240	20	7	649	19	5	1,115	266	69	9,365	106	25	3,880
Underwear, slips, negligees, robes	3,135	262	68,070	136	13	2,746	50	9	1,480	776	109	19,406	243	33	5,788
Corsets and brassieres	1,422	184	53,330	28	6	1,233	15	5	1,115	150	62	11,189	105	20	3,277
Women's, children's hosiery	2,160	239	65,066	84	11	2,430	31	6	1,215	450	102	16,670	117	30	4,444
Millinery	1,080	153	48,678	([1])	2	(x)	([1])	4	(x)	379	68	15,438	109	11	4,202
Handbags, other accessories	2,014	227	62,977	57	10	2,237	14	5	1,115	378	82	14,089	154	22	4,995
Men's, boys' leather footwear	4,726	281	68,822	222	13	3,362	74	7	1,258	1,540	112	22,446	321	35	5,984
Women's, misses', juniors' leather footwear	4,952	261	56,085	163	7	1,810	78	7	1,258	1,471	98	19,667	302	31	4,388
Rubber footwear	387	133	19,475	20	6	907	43	5	1,115	193	51	8,955	29	11	1,660
Other sales	7,495	...	...	245	...	...	98	...	...	1,428	...	...	555	...	...
Not analyzing merchandise line sales	4,841	25	...	...	...	...	...	...	...	1,161	9	...	511	6	...
Small single unit stores	15,416	352	...	514	17	...	1,492	38	...	7,825	182	...	2,278	60	...

Kind of business and merchandise line	WEST VIRGINIA Merchandise line sales (Thousand dollars)	Number	Total sales (Thousand dollars)	WISCONSIN Merchandise line sales (Thousand dollars)	Number	Total sales (Thousand dollars)	WYOMING Merchandise line sales (Thousand dollars)	Number	Total sales (Thousand dollars)
Large stores and multiunits									
Analyzing merchandise line sales, total	11,878	92	...	14,472	75	...	3,217	20	...
Men's ready-made clothing	2,3[illegible]	88	11,465	4,158	67	13,418	535	19	3,138
Men's furnishings	965	83	10,736	1,946	60	10,823	287	19	3,138
Men's hats and caps	216	75	9,901	232	47	9,079	81	18	2,933
Boys' wear	534	83	10,969	475	47	8,988	155	18	2,959
Custom-made men's clothing	169	16	2,673	102	10	1,907	([1])	1	(x)
Women's, misses', juniors' coats and suits	1,466	84	11,201	2,106	54	11,286	220	18	2,945
Women's, misses', juniors' dresses	1,092	83	10,795	1,417	61	12,434	178	17	2,748
Housedresses and uniforms	170	55	6,900	150	33	5,628	29	14	2,211
Custom-made women's apparel	249	16	2,334	406	9	1,444	99	9	1,229
Fur garments and furs	106	29	3,932	151	21	2,970	11	8	1,150
Blouses, skirts, sportswear	337	78	10,326	417	52	9,844	105	19	3,138
Girls' and teen-age wear	395	75	10,163	453	36	6,529	61	16	2,569
Infants' wear	228	64	8,386	260	31	4,766	153	17	2,766
Underwear, slips, negligees, robes	402	75	10,506	363	51	8,045	114	17	2,748
Corsets and brassieres	87	57	8,679	113	28	5,951	50	16	2,569
Women's, children's hosiery	246	71	9,84[illegible]	236	46	8,437	157	18	2,941
Millinery	160	54	8,154	106	20	4,995	25	12	1,861
Handbags, other accessories	191	71	10,1[illegible]1	148	33	7,079	61	19	3,138
Men's, boys' leather footwear	664	71	9,[illegible]1	567	50	9,444	200	18	2,945
Women's, misses', juniors' leather footwear	839	70	9,[illegible]58	587	41	5,580	284	18	2,959
Rubber footwear	110	36	5,[illegible]	[illegible]	20	2,689	55	15	2,408
Other sales	[illegible]8	...	...	...	...	...	357	...	...
Not analyzing merchandise line sales	[illegible],1[illegible]	1[illegible]	...	1,477	9	...	487	2	...
Small single unit stores	[illegible]	14[illegible]	...	[illegible],969	10[illegible]	...	500	13	...

[1] See footnote at end of table.

Table 19D.—MERCHANDISE LINE SALES OF LARGE STORES AND MULTIUNITS—APPAREL GROUP—KIND OF BUSINESS, BY STATE: 1948—Continued

[See text for explanatory material]

Kind of business and merchandise line	Merchandise line sales (Thousand dollars)	Stores reporting merchandise line: Number	Stores reporting merchandise line: Total sales (Thousand dollars)	Merchandise line sales (Thousand dollars)	Stores reporting merchandise line: Number	Stores reporting merchandise line: Total sales (Thousand dollars)	Merchandise line sales (Thousand dollars)	Stores reporting merchandise line: Number	Stores reporting merchandise line: Total sales (Thousand dollars)	Merchandise line sales (Thousand dollars)	Stores reporting merchandise line: Number	Stores reporting merchandise line: Total sales (Thousand dollars)	Merchandise line sales (Thousand dollars)	Stores reporting merchandise line: Number	Stores reporting merchandise line: Total sales (Thousand dollars)
WOMEN'S READY-TO-WEAR STORES	ALABAMA			ARIZONA			ARKANSAS			CALIFORNIA			COLORADO		
Large stores and multiunits—															
Analyzing merchandise line sales, total	32,424	134	...	9,358	38	...	13,842	79	...	217,988	994	...	17,323	65	...
Women's, misses', juniors' coats and suits	7,387	124	31,354	1,617	33	9,112	3,193	74	13,501	57,011	786	204,978	4,437	63	16,972
Women's, misses', juniors' dresses	9,357	130	30,811	2,824	36	9,091	4,140	75	13,722	52,054	929	195,682	4,990	65	17,323
Housedresses and uniforms	232	28	5,127	54	7	1,058	93	21	2,720	1,384	180	43,268	53	14	1,286
Custom-made women's apparel	270	11	1,397	(1)	3	(x)	(1)	1	(x)	1,762	58	33,901	...	...	...
Fur garments and furs	578	51	20,387	157	7	3,043	78	16	3,680	4,265	173	105,390	343	14	10,502
Blouses, skirts, sportswear	3,312	110	27,324	1,103	27	8,239	1,074	62	10,679	33,703	755	182,981	2,152	57	16,251
Girls' and teen-age wear	742	34	8,344	117	12	3,738	160	20	3,116	4,972	158	78,081	181	18	8,054
Infants' wear	558	21	7,428	81	10	3,672	253	25	4,599	2,474	112	64,737	163	6	6,936
Underwear, slips, negligees, robes	3,035	114	28,256	715	25	7,370	1,264	67	11,130	13,743	562	144,222	1,345	57	16,116
Corsets and brassieres	765	59	18,071	199	16	6,218	306	44	7,518	5,874	441	143,642	394	34	13,075
Women's, children's hosiery	1,359	98	25,291	327	23	8,048	336	61	10,523	7,736	592	160,095	621	52	14,695
Millinery	754	62	19,160	148	14	6,022	348	36	8,340	5,736	280	119,444	453	27	11,790
Handbags, other accessories	849	85	25,707	288	20	7,729	577	62	12,437	6,379	427	149,977	603	46	14,869
Women's, misses', juniors' leather footwear	1,601	32	11,344	386	11	4,672	974	16	4,178	5,589	91	70,932	(1)	4	(x)
Men's furnishings	(1)	4	(x)	97	6	3,347	57	6	3,507	522	19	37,992	(1)	1	(x)
Boys' wear	216	10	3,690	56	5	3,092	22	5	541	591	42	17,392	...	...	..
Other sales	1,409	...	...	1,189	...	...	967	...	...	14,193	...	...	1,588	...	...
Not analyzing merchandise line sales	1,133	7	...	646	7	...	...	...	...	7,361	100	...	988	10	...
Small single unit stores	5,746	198	...	2,297	76	...	5,334	146	...	54,832	1,903	...	4,478	151	...
	CONNECTICUT			DELAWARE			DISTRICT OF COLUMBIA			FLORIDA			GEORGIA		
Large stores and multiunits—															
Analyzing merchandise line sales, total	41,178	192	...	9,710	34	...	37,589	99	...	60,744	310	...	31,100	193	...
Women's, misses', juniors' coats and suits	11,371	164	38,774	1,970	29	9,488	8,733	85	36,399	9,222	243	52,565	7,087	179	30,303
Women's, misses', juniors' dresses	13,416	185	40,156	3,034	33	9,668	10,822	95	36,690	25,706	293	58,007	10,568	191	30,993
Housedresses and uniforms	274	35	8,357	34	8	819	206	13	2,872	672	45	9,769	292	45	5,034
Custom-made women's apparel	134	5	1,046	(1)	3	(x)	(1)	2	(x)	763	26	3,985	229	8	1,627
Fur garments and furs	697	40	17,570	319	8	5,855	1,129	27	27,003	412	67	26,579	332	62	16,288
Blouses, skirts, sportswear	4,890	138	32,969	1,254	29	9,022	4,483	73	33,560	7,801	202	45,441	4,015	164	27,045
Girls' and teen-age wear	631	26	9,187	195	9	1,926	639	13	14,695	1,351	54	20,153	584	41	7,234
Infants' wear	355	14	6,602	32	6	685	151	6	4,311	363	28	10,655	223	31	4,714
Underwear, slips, negligees, robes	2,462	98	24,016	668	23	7,624	3,383	57	30,862	5,050	164	41,088	3,146	169	27,843
Corsets and brassieres	771	56	17,657	175	20	6,761	837	40	24,178	1,493	103	30,898	681	104	16,438
Women's, children's hosiery	1,180	77	19,095	435	25	8,298	1,488	52	26,594	1,654	132	35,923	1,293	136	24,049
Millinery	1,106	62	21,785	168	11	4,804	1,339	48	27,952	698	84	24,789	599	73	12,532
Handbags, other accessories	1,263	79	22,690	532	14	6,689	2,083	47	27,062	1,821	144	39,072	607	115	21,759
Women's, misses', juniors' leather footwear	...	...	...	357	8	4,409	850	8	13,810	1,510	27	10,874	725	23	3,854
Men's furnishings	182	5	3,660	...	...	...	...	...	...	(1)	2	(x)	57	5	711
Boys' wear	(1)	4	(x)	...	...	...	...	...	...	103	16	7,316	60	13	2,707
Other sales	2,446	...	...	537	...	...	1,447	...	...	2,125	...	...	602	...	...
Not analyzing merchandise line sales	2,487	15	...	...	...	...	481	6	...	989	9	...	6,636	17	...
Small single unit stores	12,816	364	...	842	25	...	4,752	123	...	15,198	491	...	7,819	233	...
	IDAHO			ILLINOIS			INDIANA			IOWA			KANSAS		
Large stores and multiunits—															
Analyzing merchandise line sales, total	4,442	42	...	173,748	678	...	75,929	286	...	35,000	186	...	19,125	123	...
Women's, misses', juniors' coats and suits	1,283	33	3,969	50,936	575	166,509	18,626	260	74,075	9,465	173	33,876	5,025	105	17,319
Women's, misses', juniors' dresses	1,438	41	4,332	53,623	653	167,609	21,388	282	75,143	9,839	179	34,059	4,721	116	16,769
Housedresses and uniforms	34	12	949	4,156	222	42,419	2,857	89	29,785	647	69	12,449	364	46	6,913
Custom-made women's apparel	(1)	1	(x)	1,740	34	12,417	133	7	1,275	290	8	1,090	192	8	1,048
Fur garments and furs	123	13	2,203	5,841	222	105,884	999	71	31,038	660	61	17,906	418	31	7,210
Blouses, skirts, sportswear	527	36	3,990	18,567	483	141,537	8,664	238	69,697	3,390	164	32,144	1,829	103	14,885
Girls' and teen-age wear	44	10	1,309	3,286	149	62,033	1,615	66	22,971	593	54	10,233	727	31	5,968
Infants' wear	37	7	928	1,161	93	29,292	969	62	29,965	477	39	8,069	219	29	4,145
Underwear, slips, negligees, robes	314	34	3,573	10,279	440	119,898	6,450	215	65,264	2,080	153	30,129	1,293	100	16,049
Corsets and brassieres	30	11	896	3,424	275	80,365	3,029	144	49,203	890	108	22,380	436	73	11,641
Women's, children's hosiery	122	33	3,433	4,850	388	112,327	2,558	185	60,454	1,113	139	28,470	782	89	14,112
Millinery	86	15	1,784	3,622	272	92,711	1,610	107	48,904	914	97	19,972	502	61	11,004
Handbags, other accessories	85	20	2,420	5,116	379	115,548	1,957	165	58,742	1,483	118	26,300	485	80	13,075
Women's, misses', juniors' leather footwear	175	5	856	3,952	72	50,955	3,608	28	32,681	1,333	28	9,530	665	15	4,947
Men's furnishings	...	...	...	444	14	6,563	(1)	3	(x)	(1)	1	(x)	(1)	2	(x)
Boys' wear	(1)	2	(x)	478	39	19,055	95	11	3,181	97	8	1,609	7	5	536
Other sales	144	...	...	2,273	...	...	1,371	...	...	1,729	...	...	1,460	...	...
Not analyzing merchandise line sales	400	4	...	8,047	90	...	1,767	26	...	2,489	25	...	664	5	...
Small single unit stores	2,067	65	...	37,066	1,135	...	12,066	351	...	8,390	230	...	7,354	233	...
	KENTUCKY			LOUISIANA			MAINE			MARYLAND			MASSACHUSETTS		
Large stores and multiunits—															
Analyzing merchandise line sales, total	30,267	135	...	37,688	126	...	11,322	53	...	29,184	151	...	111,165	398	...
Women's, misses', juniors' coats and suits	7,232	123	27,439	7,411	118	36,581	2,849	47	11,074	7,326	135	27,832	26,817	332	106,422
Women's, misses', juniors' dresses	7,408	130	28,847	12,175	120	37,290	2,560	52	11,287	9,175	143	27,010	28,223	387	109,161
Housedresses and uniforms	616	39	6,746	340	27	3,952	121	12	5,104	440	30	5,622	1,396	80	39,166
Custom-made women's apparel	145	10	1,286	(1)	2	(x)	(1)	2	(x)	(1)	4	(x)	468	16	5,217
Fur garments and furs	501	30	13,365	634	38	23,936	235	10	5,862	743	33	13,990	5,686	108	74,692
Blouses, skirts, sportswear	3,081	108	25,508	4,363	103	34,435	1,077	41	10,267	2,787	110	24,555	11,656	303	94,668
Girls' and teen-age wear	675	45	8,082	734	26	8,419	363	16	4,613	563	25	8,739	3,023	78	44,006
Infants' wear	273	17	3,497	1,077	26	15,028	238	16	4,937	247	21	5,209	1,542	56	34,416
Underwear, slips, negligees, robes	2,373	108	25,210	3,377	99	33,603	647	33	8,654	2,233	109	23,198	6,114	222	75,498
Corsets and brassieres	653	68	17,137	864	64	25,674	394	28	8,989	813	80	18,152	2,693	161	66,763
Women's, children's hosiery	1,078	93	22,899	1,224	80	27,405	483	35	8,070	1,033	96	22,637	3,700	217	76,080
Millinery	1,049	72	19,362	1,244	44	21,912	439	21	7,774	712	63	17,280	2,965	135	71,817
Handbags, other accessories	1,336	93	23,439	1,318	83	31,907	598	23	8,316	880	88	21,566	6,572	208	80,168
Women's, misses', juniors' leather footwear	1,704	22	10,483	1,532	23	14,167	409	6	4,380	898	25	10,634	3,822	39	48,911
Men's furnishings	(1)	3	(x)	(1)	1	(x)	(1)	3	(x)	(1)	2	(x)	298	18	19,205
Boys' wear	(1)	4	(x)	37	6	2,345	(1)	3	(x)	(1)	3	(x)	775	25	21,537
Other sales	2,143	...	...	1,358	...	...	909	...	...	1,334	...	...	5,415	...	...
Not analyzing merchandise line sales	4,965	10	...	1,945	7	...	1,190	12	...	1,910	5	...	8,584	54	...
Small single unit stores	6,185	193	...	5,845	182	...	4,380	142	...	8,577	243	...	21,119	669	...

See footnotes at end of table.

Table 19D.—MERCHANDISE LINE SALES OF LARGE STORES AND MULTIUNITS—APPAREL GROUP—KIND OF BUSINESS, BY STATE: 1948—Continued

[See text for explanatory material]

Kind of business and merchandise line	Merchandise line sales (Thousand dollars)	Stores reporting merchandise line: Number	Stores reporting merchandise line: Total sales (Thousand dollars)	Merchandise line sales (Thousand dollars)	Stores reporting merchandise line: Number	Stores reporting merchandise line: Total sales (Thousand dollars)	Merchandise line sales (Thousand dollars)	Stores reporting merchandise line: Number	Stores reporting merchandise line: Total sales (Thousand dollars)	Merchandise line sales (Thousand dollars)	Stores reporting merchandise line: Number	Stores reporting merchandise line: Total sales (Thousand dollars)	Merchandise line sales (Thousand dollars)	Stores reporting merchandise line: Number	Stores reporting merchandise line: Total sales (Thousand dollars)
WOMEN'S READY-TO-WEAR STORES															
Large stores and multiunits															
Analyzing merchandise line sales, total															
Women's, misses', juniors' coats and suits															
Women's, misses', juniors' dresses															
Housedresses and uniforms															
Custom made women's apparel															
Fur garments and furs															
Blouses, skirts, sportswear															
Girls' and teen age wear															
Infants' wear															
Underwear, slips, negligees, robes															
Corsets and brassieres															
Women's, children's hosiery															
Millinery															
Handbags, other accessories															
Women's, misses', juniors' leather footwear															
Men's furnishings															
Boys' wear															
Other sales															
Not analyzing merchandise line sales															
Small single unit stores															
Large stores and multiunits															
Analyzing merchandise line sales, total															
Women's, misses', juniors' coats and suits															
Women's, misses', juniors' dresses															
Housedresses and uniforms															
Custom made women's apparel															
Fur garments and furs															
Blouses, skirts, sportswear															
Girls' and teen age wear															
Infants' wear															
Underwear, slips, negligees, robes															
Corsets and brassieres															
Women's, children's hosiery															
Millinery															
Handbags, other accessories															
Women's, misses', juniors' leather footwear															
Men's furnishings															
Boys' wear															
Other sales															
Not analyzing merchandise line sales															
Small single unit stores															
Large stores and multiunits															
Analyzing merchandise line sales, total															
Women's, misses', juniors' coats and suits															
Women's, misses', juniors' dresses															
Housedresses and uniforms															
Custom made women's apparel															
Fur garments and furs															
Blouses, skirts, sportswear															
Girls' and teen age wear															
Infants' wear															
Underwear, slips, negligees, robes															
Corsets and brassieres															
Women's, children's hosiery															
Millinery															
Handbags, other accessories															
Women's, misses', juniors' leather footwear															
Men's furnishings															
Boys' wear															
Other sales															
Not analyzing merchandise line sales															
Small single unit stores															
Large stores and multiunits															
Analyzing merchandise line sales, total															
Women's, misses', juniors' coats and suits															
Women's, misses', juniors' dresses															
Housedresses and uniforms															
Custom made women's apparel															
Fur garments and furs															
Blouses, skirts, sportswear															
Girls' and teen age wear															
Infants' wear															
Underwear, slips, negligees, robes															
Corsets and brassieres															
Women's, children's hosiery															
Millinery															
Handbags, other accessories															
Women's, misses', juniors' leather footwear															
Men's furnishings															
Boys' wear															
Other sales															
Not analyzing merchandise line sales															
Small single unit stores															

Table 19D.—MERCHANDISE LINE SALES OF LARGE STORES AND MULTIUNITS—APPAREL GROUP—KIND OF BUSINESS, BY STATE: 1948—Continued

[See text for explanatory material]

Kind of business and merchandise line	Tennessee: Merchandise line sales (Thousand dollars)	Tennessee: Stores reporting merchandise line: Number	Tennessee: Stores reporting merchandise line: Total sales (Thousand dollars)	Texas: Merchandise line sales (Thousand dollars)	Texas: Number	Texas: Total sales (Thousand dollars)	Utah: Merchandise line sales (Thousand dollars)	Utah: Number	Utah: Total sales (Thousand dollars)	Vermont: Merchandise line sales (Thousand dollars)	Vermont: Number	Vermont: Total sales (Thousand dollars)	Virginia: Merchandise line sales (Thousand dollars)	Virginia: Number	Virginia: Total sales (Thousand dollars)
WOMEN'S READY-TO-WEAR STORES															
Large stores and multiunits —															
Analyzing merchandise line sales, total	[illegible]	[illegible]	...	[illegible]	501	...	11,[illegible]	[illegible]	...	[illegible]	23	...	42,183	203	...
Women's, misses', juniors' coats and suits	[illegible]	172	[illegible]	[illegible]	461	114,3[illegible]	[illegible]	48	11,304	644	22	3,678	12,129	197	41,396
Women's, misses', juniors' dresses	12,[illegible]	190	45,[illegible]	34,5[illegible]	491	112,[illegible]	3,[illegible]31	49	11,174	876	23	3,[illegible]	12,045	[illegible]	40,771
Housedresses and uniforms	611	34	4,[illegible]	737	116	15,5[illegible]	1[illegible]	[illegible]	1,045	31	4	781	[illegible]	41	5,274
Custom-made women's apparel	127	[illegible]	922	359	20	4,514	...	...	...	(1)	4	(x)	111	7	1,373
Fur garments and furs	[illegible]51	55	[illegible]	2,115	156	61,[illegible]1	136	10	4,364	88	8	2,368	585	80	26,30[illegible]
Blouses, skirts, sportswear	[illegible],271	[illegible]	41,41[illegible]	14,794	439	[illegible]	1,515	44	10,[illegible]	[illegible]	17	3,209	4,461	179	35,745
Girls' and teen age wear	[illegible]	[illegible]	13,[illegible]	1,77[illegible]	101	28,[illegible]	[illegible]	[illegible]	[illegible],380	216	11	2,662	1,141	51	15,231
Infants' wear	[illegible]	30	[illegible]	[illegible],134	[illegible]	34,[illegible]	37	[illegible]	638	112	8	2,608	522	39	11,173
Underwear, slips, negligees, robes	3,[illegible]	147	40,[illegible]	10,758	432	108,41[illegible]	[illegible]	45	10,612	242	20	3,388	3,222	168	32,977
Corsets and brassieres	[illegible]	41	[illegible],138	2,239	270	73,[illegible]	375	24	[illegible],458	167	14	3,011	366	[illegible]	[illegible],773
Women's, children's hosiery	1,[illegible]	[illegible]	35,[illegible]	[illegible]	371	102,563	[illegible]	[illegible]	[illegible]	169	18	3,287	1,531	[illegible]	30,179
Millinery	[illegible]	90	31,747	[illegible]	189	67,214	[illegible]	15	5,087	74	13	2,726	1,422	101	26,746
Handbags, other accessories	1,[illegible]	132	39,[illegible]	3,566	331	96,[illegible]	[illegible]	25	[illegible],253	221	18	3,147	1,437	134	31,693
Women's, misses', juniors' leather footwear	2,543	37	20,111	7,384	105	44,[illegible]	723	10	4,313	(1)	3	(x)	1,020	37	10,582
Men's furnishings	(1)	2	(x)	358	7	[illegible]	(1)	1	(x)	(1)	3	(x)	48	5	944
Boys' wear	[illegible]	12	10,952	209	19	4,3[illegible]	(1)	1	(x)	(1)	3	(x)	100	8	3,932
Other sales	2,155	...	...	3,448	...	...	678	...	...	590	...	...	1,252	...	...
Not analyzing merchandise line sales	...	...	...	3,30[illegible]	30	...	...	...	...	113	1	...	50	1	...
Small single unit stores	[illegible],553	[illegible]	...	[illegible],714	[illegible]	...	[illegible]	75	...	2,112	71	...	7,970	206	...

Kind of business and merchandise line	Washington: Merchandise line sales (Thousand dollars)	Washington: Number	Washington: Total sales (Thousand dollars)	West Virginia: Merchandise line sales (Thousand dollars)	West Virginia: Number	West Virginia: Total sales (Thousand dollars)	Wisconsin: Merchandise line sales (Thousand dollars)	Wisconsin: Number	Wisconsin: Total sales (Thousand dollars)	Wyoming: Merchandise line sales (Thousand dollars)	Wyoming: Number	Wyoming: Total sales (Thousand dollars)
Large stores and multiunits												
Analyzing merchandise line sales, total	[illegible]	[illegible]	...	[illegible],390	143	...	[illegible]	[illegible]	...	[illegible]	[illegible]	...
Women's, misses', juniors' coats and suits	11,[illegible]	176	[illegible],172	[illegible],253	146	26,1[illegible]	1[illegible],945	[illegible]	5[illegible],523	435	17	1,576
Women's, misses', juniors' dresses	[illegible]	145	51,[illegible]	[illegible],814	139	25,141	[illegible]	[illegible]	59,341	[illegible]	18	1,5[illegible]
Housedresses and uniforms	233	31	3,4[illegible]	484	45	[illegible]	1,[illegible]	[illegible]	14,412	32	9	608
Custom made women's apparel	(1)	2	(x)	(1)	3	[illegible]	[illegible]	13	1,582	(1)	2	(x)
Fur garments and furs	[illegible]	21	12,921	691	57	15,[illegible]	[illegible]	[illegible]	30,[illegible]	(1)	1	(x)
Blouses, skirts, sportswear	4,[illegible]	119	28,004	2,596	124	[illegible]	[illegible]	214	54,[illegible]42	199	16	1,352
Girls' and teen-age wear	350	25	5,1[illegible]	422	40	5,53[illegible]	1,[illegible]	[illegible]	21,575	55	6	727
Infants' wear	23[illegible]	[illegible]	7,15[illegible]	169	2[illegible]	[illegible]	511	32	1[illegible],439	(1)	4	(x)
Underwear, slips, negligees, robes	[illegible]	17[illegible]	25,197	1,831	112	[illegible]	[illegible],315	[illegible]	49,[illegible]	146	17	1,642
Corsets and brassieres	[illegible]	5[illegible]	1[illegible],757	401	69	13,43[illegible]	1,[illegible]	118	35,333	49	12	926
Women's, children's hosiery	[illegible]	[illegible]	21,[illegible]	727	[illegible]	17,[illegible]	1,[illegible]5	[illegible]	45,[illegible]	59	13	1,202
Millinery	[illegible]	55	19,[illegible]	655	71	1[illegible],1[illegible]1	[illegible]34	113	40,31[illegible]	43	13	1,454
Handbags, other accessories	[illegible]	53	1[illegible],1[illegible]1	697	42	18,1[illegible]	1,[illegible]	164	4[illegible],[illegible]71	25	13	1,113
Women's, misses', juniors' leather footwear	[illegible]	19	12,[illegible]	[illegible]	23	[illegible]	1,322	7	1[illegible],199	(1)	1	(x)
Men's furnishings	(1)	2	(x)	14	6	471	(1)	2	(x)	(1)	1	(x)
Boys' wear	[illegible]	6	2,5[illegible]3	10	5	[illegible]	[illegible]	[illegible]	[illegible],217	(1)	2	(x)
Other sales	1,[illegible]	...	...	890	...	...	[illegible],309	...	...	525	...	...
Not analyzing merchandise line sales	[illegible]63	10	...	569	5	...	[illegible]	7	...	609	6	...
Small single unit stores	[illegible]	280	...	5,682	152	...	11,[illegible]45	34[illegible]	...	1,433	45	...

See footnote at end of table.

Table 19D.—MERCHANDISE LINE SALES OF LARGE STORES AND MULTIUNITS—APPAREL GROUP—KIND OF BUSINESS, BY STATE: 1948—Continued

[See text for explanatory material]

Column key for each state: Merchandise line sales (Thousand dollars) | Stores reporting merchandise line: Number | Stores reporting merchandise line: Total sales (Thousand dollars)

MILLINERY STORES

Kind of business and merchandise line	ALABAMA: Merchandise line sales (Thousand dollars)	ALABAMA: Number	ALABAMA: Total sales (Thousand dollars)	CALIFORNIA: Merchandise line sales	CALIFORNIA: Number	CALIFORNIA: Total sales	CONNECTICUT: Merchandise line sales	CONNECTICUT: Number	CONNECTICUT: Total sales	DISTRICT OF COLUMBIA: Merchandise line sales	DISTRICT OF COLUMBIA: Number	DISTRICT OF COLUMBIA: Total sales	FLORIDA: Merchandise line sales	FLORIDA: Number	FLORIDA: Total sales
Large stores and multiunits—															
Analyzing merchandise line sales, total	490	17	...	3,672	100	...	745	25	...	822	15	...	434	14	...
Millinery	422	17	490	2,980	100	3,672	691	25	745	748	15	822	413	14	434
Women's, children's hosiery	...	...	...	(1)	3	(x)	...	...	...	...	...	...	(1)	1	(x)
Handbags, other accessories	60	12	348	585	64	2,516	52	16	520	70	8	408	(1)	4	(x)
Other sales	8	...	...	107	...	...	2	...	...	4	...	...	21	...	...
Not analyzing merchandise line sales	...	...	...	...	...	...	...	...	...	...	...	...	...	...	...
Small single unit stores	320	19	...	3,759	274	...	1,222	75	...	668	37	...	771	57	...

Kind of business and merchandise line	GEORGIA: Merchandise line sales	GEORGIA: Number	GEORGIA: Total sales	ILLINOIS: Merchandise line sales	ILLINOIS: Number	ILLINOIS: Total sales	INDIANA: Merchandise line sales	INDIANA: Number	INDIANA: Total sales	IOWA: Merchandise line sales	IOWA: Number	IOWA: Total sales	KANSAS: Merchandise line sales	KANSAS: Number	KANSAS: Total sales
Large stores and multiunits—															
Analyzing merchandise line sales, total	950	25	...	4,454	137	...	1,044	30	...	621	27	...	398	15	...
Millinery	811	25	950	3,714	137	4,454	850	30	1,044	487	27	621	322	15	398
Women's, children's hosiery	...	...	...	105	33	767	(1)	4	(x)	(1)	3	(x)	(1)	2	(x)
Handbags, other accessories	86	10	326	519	84	2,827	95	20	648	94	18	467	56	7	202
Other sales	53	...	...	116	...	...	99	...	...	40	...	...	20	...	...
Not analyzing merchandise line sales	...	...	...	18	1	...	58	3	...	...	...	...	...	...	...
Small single unit stores	852	48	...	5,187	386	...	1,074	102	...	424	39	...	284	27	...

Kind of business and merchandise line	KENTUCKY: Merchandise line sales	KENTUCKY: Number	KENTUCKY: Total sales	LOUISIANA: Merchandise line sales	LOUISIANA: Number	LOUISIANA: Total sales	MARYLAND: Merchandise line sales	MARYLAND: Number	MARYLAND: Total sales	MASSACHUSETTS: Merchandise line sales	MASSACHUSETTS: Number	MASSACHUSETTS: Total sales	MICHIGAN: Merchandise line sales	MICHIGAN: Number	MICHIGAN: Total sales
Large stores and multiunits—															
Analyzing merchandise line sales, total	543	11	...	946	16	...	799	23	...	1,835	70	...	2,125	62	...
Millinery	510	11	543	778	16	946	720	23	799	1,494	70	1,835	1,709	62	2,125
Women's, children's hosiery	(1)	1	(x)	...	...	...	(1)	2	(x)	67	11	637	181	16	514
Handbags, other accessories	(1)	4	(x)	167	11	615	71	12	495	124	35	1,033	164	28	834
Other sales	33	...	...	1	...	...	8	...	...	150	...	...	71	...	...
Not analyzing merchandise line sales	68	2	...	...	...	...	83	3	...	...	...	...	337	3	...
Small single unit stores	429	39	...	553	26	...	596	50	...	3,310	235	...	2,432	181	...

Kind of business and merchandise line	MINNESOTA: Merchandise line sales	MINNESOTA: Number	MINNESOTA: Total sales	MISSOURI: Merchandise line sales	MISSOURI: Number	MISSOURI: Total sales	NEW JERSEY: Merchandise line sales	NEW JERSEY: Number	NEW JERSEY: Total sales	NEW YORK: Merchandise line sales	NEW YORK: Number	NEW YORK: Total sales	NORTH CAROLINA: Merchandise line sales	NORTH CAROLINA: Number	NORTH CAROLINA: Total sales
Large stores and multiunits—															
Analyzing merchandise line sales, total	825	37	...	1,926	66	...	1,612	58	...	6,223	173	...	979	18	...
Millinery	701	37	825	1,349	66	1,926	1,377	58	1,612	5,605	173	6,223	811	18	979
Women's, children's hosiery	...	...	...	14	14	72	...	...	...	36	6	155	...	...	...
Handbags, other accessories	82	26	557	473	56	1,586	115	30	977	467	62	2,219	57	7	221
Other sales	42	...	...	90	...	...	120	...	...	115	...	...	111	...	...
Not analyzing merchandise line sales	...	...	...	...	...	...	40	1	...	507	4	...	...	...	...
Small single unit stores	423	51	...	1,118	94	...	3,560	254	...	14,618	983	...	430	29	...

Kind of business and merchandise line	OHIO: Merchandise line sales	OHIO: Number	OHIO: Total sales	OKLAHOMA: Merchandise line sales	OKLAHOMA: Number	OKLAHOMA: Total sales	OREGON: Merchandise line sales	OREGON: Number	OREGON: Total sales	PENNSYLVANIA: Merchandise line sales	PENNSYLVANIA: Number	PENNSYLVANIA: Total sales	SOUTH CAROLINA: Merchandise line sales	SOUTH CAROLINA: Number	SOUTH CAROLINA: Total sales
Large stores and multiunits—															
Analyzing merchandise line sales, total	2,716	100	...	438	12	...	244	11	...	4,671	142	...	415	15	...
Millinery	2,358	100	2,716	257	12	438	231	11	244	3,681	142	4,671	382	15	415
Women's, children's hosiery	33	13	441	25	7	223	...	...	...	(1)	4	(x)	...	...	...
Handbags, other accessories	199	39	1,379	77	10	387	12	9	206	641	78	2,957	33	6	137
Other sales	126	...	...	79	...	...	1	...	...	349	...	...	...	...	...
Not analyzing merchandise line sales	...	...	...	...	...	...	...	...	...	328	4	...	...	...	...
Small single unit stores	2,557	219	...	172	20	...	285	23	...	5,399	402	...	304	15	...

Kind of business and merchandise line	TENNESSEE: Merchandise line sales	TENNESSEE: Number	TENNESSEE: Total sales	TEXAS: Merchandise line sales	TEXAS: Number	TEXAS: Total sales	VIRGINIA: Merchandise line sales	VIRGINIA: Number	VIRGINIA: Total sales	WASHINGTON: Merchandise line sales	WASHINGTON: Number	WASHINGTON: Total sales	WEST VIRGINIA: Merchandise line sales	WEST VIRGINIA: Number	WEST VIRGINIA: Total sales
Large stores and multiunits—															
Analyzing merchandise line sales, total	864	24	...	1,779	36	...	829	23	...	1,026	32	...	377	14	...
Millinery	771	24	864	1,475	36	1,779	691	23	829	918	32	1,026	359	14	377
Women's, children's hosiery	...	...	...	...	...	...	...	...	...	...	...	...	...	...	...
Handbags, other accessories	85	10	465	281	28	1,427	117	13	575	71	18	532	18	9	257
Other sales	8	...	...	23	...	...	21	...	...	37	...	...	...	...	...
Not analyzing merchandise line sales	...	...	...	...	...	...	...	...	...	...	...	...	...	...	...
Small single unit stores	683	35	...	1,423	91	...	664	38	...	321	26	...	250	24	...

Kind of business and merchandise line	WISCONSIN: Merchandise line sales	WISCONSIN: Number	WISCONSIN: Total sales
Large stores and multiunits—			
Analyzing merchandise line sales, total	[illegible]	35	...
Millinery	[illegible]	35	[illegible]
Women's, children's hosiery	...	...	...
Handbags, other accessories	[illegible]	[illegible]	[illegible]
Other sales	[illegible]	...	...
Not analyzing merchandise line sales	[illegible]	1	...
Small single unit stores	[illegible]	[illegible]	...

Table 19D.—MERCHANDISE LINE SALES OF LARGE STORES AND MULTIUNITS—APPAREL GROUP—KIND OF BUSINESS, BY STATE: 1948—Continued

[See text for explanatory material]

Kind of business and merchandise line	Merchandise line sales (Thousand dollars)	Stores reporting merchandise line: Number	Stores reporting merchandise line: Total sales (Thousand dollars)	Merchandise line sales (Thousand dollars)	Stores reporting merchandise line: Number	Stores reporting merchandise line: Total sales (Thousand dollars)	Merchandise line sales (Thousand dollars)	Stores reporting merchandise line: Number	Stores reporting merchandise line: Total sales (Thousand dollars)	Merchandise line sales (Thousand dollars)	Stores reporting merchandise line: Number	Stores reporting merchandise line: Total sales (Thousand dollars)	Merchandise line sales (Thousand dollars)	Stores reporting merchandise line: Number	Stores reporting merchandise line: Total sales (Thousand dollars)
HOSIERY STORES	CONNECTICUT			ILLINOIS			INDIANA			MASSACHUSETTS			MICHIGAN		
Large stores and multiunits—															
Analyzing merchandise line sales, total	1,535	22	...	4,112	75	...	2,485	16	...	1,242	23	...	1,302	25	...
Women's, children's hosiery	1,143	22	1,535	4,975	75	6,112	2,094	16	2,485	984	23	1,242	1,252	25	1,305
Underwear, slips, negligees, robes	169	15	916	669	19	2,935	(1)	4	(x)	66	7	421	...	...	...
Corsets and brassieres	106	8	503	204	11	1,562	...	...	...	(1)	2	(x)	...	...	...
Other sales	117	...	...	264	...	...	191	...	...	192	...	...	53	...	...
Not analyzing merchandise line sales	...	...	...	141	4	...	...	...	...	...	...	...	...	...	...
Small single unit stores	306	7	...	2,000	94	...	235	11	...	629	34	...	188	17	...
	NEW JERSEY			NEW YORK			OHIO			PENNSYLVANIA			RHODE ISLAND		
Large stores and multiunits—															
Analyzing merchandise line sales, total	4,831	56	...	13,002	170	...	2,736	25	...	6,687	104	...	947	16	...
Women's, children's hosiery	2,828	56	4,831	10,200	170	13,002	1,849	25	2,736	4,436	104	6,687	749	16	947
Underwear, slips, negligees, robes	1,061	39	3,932	1,422	95	7,327	261	15	1,479	1,199	62	5,150	120	12	752
Corsets and brassieres	316	27	2,886	537	59	5,205	(1)	2	(x)	293	39	2,970	63	7	297
Other sales	626	...	...	843	...	...	626	...	...	759	...	...	15	...	...
Not analyzing merchandise line sales	...	...	...	...	...	...	...	...	...	192	3	...	...	...	...
Small single unit stores	1,464	78	...	8,488	473	...	270	20	...	3,559	287	...	42	5	...
	TEXAS			WISCONSIN											
Large stores and multiunits—															
Analyzing merchandise line sales, total	764	12	...	1,785	37	...									
Women's, children's hosiery	579	12	764	1,083	37	1,785									
Underwear, slips, negligees, robes	(1)	2	(x)	196	24	947									
Corsets and brassieres	...	...	...	90	22	858									
Other sales	185	...	...	416	...	...									
Not analyzing merchandise line sales	...	...	...	...	...	...									
Small single unit stores	68	6	...	292	15	...									

See footnotes at end of table.

Table 19D.—MERCHANDISE LINE SALES OF LARGE STORES AND MULTIUNITS—APPAREL GROUP—KIND OF BUSINESS, BY STATE: 1948—Continued

[See text for explanatory material]

Kind of business and merchandise line	Merchandise line sales (Thousand dollars)	Stores reporting merchandise line: Number	Stores reporting merchandise line: Total sales (Thousand dollars)	Merchandise line sales (Thousand dollars)	Stores reporting merchandise line: Number	Stores reporting merchandise line: Total sales (Thousand dollars)	Merchandise line sales (Thousand dollars)	Stores reporting merchandise line: Number	Stores reporting merchandise line: Total sales (Thousand dollars)	Merchandise line sales (Thousand dollars)	Stores reporting merchandise line: Number	Stores reporting merchandise line: Total sales (Thousand dollars)	Merchandise line sales (Thousand dollars)	Stores reporting merchandise line: Number	Stores reporting merchandise line: Total sales (Thousand dollars)
CORSET, LINGERIE STORES	[illegible]NIA			ILLINOIS			MASSACHUSETTS			NEW JERSEY			NEW YORK		
Large stores and multiunits															
Analyzing merchandise line sales, total	[illegible]	[illegible]	...	3,776	37	...	1,254	26	...	[illegible]	[illegible]	...	[illegible]	120	...
Underwear, slips, negligees, robes	[illegible]	[illegible]	[illegible]	1,171	29	[illegible],991	[illegible]48	14	1,586	1,375	[illegible]	[illegible]	[illegible],631	82	[illegible]
Corsets and brassieres	[illegible]	[illegible]	[illegible]	1,768	33	[illegible]	674	[illegible]	[illegible]	[illegible]	28	[illegible],521	[illegible],634	98	[illegible]
Blouses, skirts, sportswear	[illegible]	11	88[illegible]	[illegible]	16	1,28[illegible]	[illegible]	[illegible]	(x)	455	18	[illegible],149	[illegible]	[illegible]	[illegible],985
Women's, children's hosiery	[illegible]	23	[illegible]	17[illegible]	22	1,[illegible]14	255	9	1,334	[illegible]	[illegible]	[illegible]	[illegible]	8	[illegible]
Handbags, other accessories	[illegible]	3	(x)	[illegible]	[illegible]	2,3[illegible]	[illegible]	[illegible]	(x)	[illegible]	18	1,[illegible]	[illegible]	[illegible]	[illegible]
Other sales	[illegible]	...	...	18[illegible]	...	...	177	...	...	[illegible]	...	...	[illegible]	...	...
Not analyzing merchandise line sales	[illegible]	3	...	...	...	...	...	...	...	389	1	...	[illegible]	[illegible]	...
Small single unit stores	[illegible]	160	...	4,651	[illegible]	...	[illegible],105	[illegible]	...	[illegible],787	25	...	[illegible]	[illegible]	...
	PENNSYLVANIA														
Large stores and multiunits															
Analyzing merchandise line sales, total	[illegible]	53	...												
Underwear, slips, negligees, robes	1,[illegible]	46	2,977												
Corsets and brassieres	[illegible]	45	2,366												
Blouses, skirts, sportswear	[illegible]	21	1,529												
Women's, children's hosiery	[illegible]	36	1,9[illegible]												
Handbags, other accessories	[illegible]	5	[illegible]												
Other sales	140	...	...												
Not analyzing merchandise line sales	...	...	...												
Small single unit stores	[illegible],101	210	...												

[illegible]

Table 19D.—MERCHANDISE LINE SALES OF LARGE STORES AND MULTIUNITS—APPAREL GROUP—KIND OF BUSINESS, BY STATE: 1948—Continued

[See text for explanatory material]

Kind of business and merchandise line	Merchandise line sales (Thousand dollars)	Stores reporting merchandise line: Number	Stores reporting merchandise line: Total sales (Thousand dollars)	Merchandise line sales (Thousand dollars)	Stores reporting merchandise line: Number	Stores reporting merchandise line: Total sales (Thousand dollars)	Merchandise line sales (Thousand dollars)	Stores reporting merchandise line: Number	Stores reporting merchandise line: Total sales (Thousand dollars)	Merchandise line sales (Thousand dollars)	Stores reporting merchandise line: Number	Stores reporting merchandise line: Total sales (Thousand dollars)	Merchandise line sales (Thousand dollars)	Stores reporting merchandise line: Number	Stores reporting merchandise line: Total sales (Thousand dollars)
	[illegible]			ILLINOIS			MASSACHUSETTS			MICHIGAN			MISSOURI		
APPAREL ACCESSORY, SPECIALTY STORES															
Large stores and multiunits															
Analyzing merchandise line sales, total	2,109		...	10,277	65	...	3,817	50	...	5,943	71	...	3,[illegible]	33	...
Blouses, skirts, sportswear	[illegible]		[illegible]	[illegible],200	10	9,336	655	37	3,233	1,839	[illegible]	5,338	[illegible]1	29	[illegible],299
Housedresses and uniforms	1		[illegible]2	[illegible]2	10	1,447	3	[illegible]2	399	70	46	3,401	37	14	1,8[illegible]
Girls' and teen age wear	...	...	...	207	7	704	91	10	1,162	(1)	1	(x	(1)	3	[illegible]
Infants' wear	...	...	...	(1)	1	(x)	176	11	1,263	(1)	1	(x	...	...	...
Underwear, slips, negligees, robes	[illegible]	[illegible]	1,[illegible]4	[illegible],790	61	9,342	659	38	3,[illegible]44	1,[illegible]27	65	[illegible],[illegible]71	879	29	3,301
Corsets and brassieres	[illegible]	[illegible]	1,[illegible]3	163	[illegible]5	[illegible],[illegible]57	337	34	[illegible],997	312	48	2,407	392	25	2,889
Women's, children's hosiery	[illegible]	[illegible]	1,[illegible]1	1,065	46	[illegible],911	880	39	3,327	1,084	63	5,[illegible]24	680	30	3,530
Handbags, other accessories	[illegible]4	[illegible]	1,[illegible]2	365	23	3,024	319	[illegible]1	2,[illegible]36	285	34	2,510	194	21	2,423
Other sales	[illegible]3	...	...	1,[illegible]55	...	...	697	...	...	1,[illegible]00	...	...	557	...	...
Not analyzing merchandise line sales	...	...	...	184	3	...	[illegible]79	[illegible]	...	...	...	...	139	1	...
Small single unit stores	[illegible]4	10	...	[illegible],[illegible]13	213	...	2,186	88	...	1,[illegible]12	[illegible]9	...	289	16	...
	NEW JERSEY			NEW YORK			OHIO			PENNSYLVANIA			WASHINGTON		
Large stores and multiunits –															
Analyzing merchandise line sales, total	[illegible]224	68	...	34,596	268	...	[illegible],567	38	...	9,817	100	...	2,011	18	...
Blouses, skirts, sportswear	[illegible],[illegible]00	[illegible]4	6,58[illegible]	9,[illegible]86	178	25,008	1,382	28	[illegible],[illegible]67	2,[illegible]74	83	8,683	200	14	1,841
Housedresses and uniforms	[illegible]4	[illegible]	[illegible]6[illegible]	131	29	2,[illegible]7[illegible]	10	[illegible]	1,389	[illegible]38	14	1,[illegible]22	32	[illegible]	8[illegible]
Girls' and teen age wear	[illegible]0	3	(x)	(1)	[illegible]	(x)	(1)	1	(x	(1)	2	(x)	...	...	...
Infants' wear	[illegible]	[illegible]	(x	14[illegible]	[illegible]	[illegible]7[illegible]	(1)	1	(x)	(1)	[illegible]	(x)	[illegible]	1	(x)
Underwear, slips, negligees, robes	1,[illegible]41	[illegible]2	[illegible],[illegible]28	[illegible],957	187	24,608	1,389	28	[illegible],[illegible]67	[illegible],[illegible]48	89	8,[illegible]71	520	15	1,836
Corsets and brassieres	[illegible]42	29	[illegible],[illegible]72	[illegible],[illegible]07	131	18,[illegible]47	107	[illegible]	849	[illegible]63	59	[illegible],[illegible]17	189	12	1,359
Women's, children's hosiery	1,[illegible]51	56	[illegible],[illegible]89	[illegible],[illegible]59	180	23,[illegible]4	811	28	[illegible],[illegible]67	1,[illegible]30	87	8,[illegible]48	388	15	1,836
Handbags, other accessories	[illegible]61	32	[illegible],[illegible]...	[illegible],[illegible]43	155	19,[illegible]23	[illegible]9	15	[illegible],[illegible]84	[illegible]62	74	[illegible],[illegible]01	279	15	1,889
Other sales	[illegible]9	...	...	[illegible],[illegible]41	...	...	[illegible]84	...	...	1,[illegible]42	...	...	403	...	...
Not analyzing merchandise line sales	939	5	...	1,392	8	...	35	1	...	...	...	...	...	...	...
Small single unit stores	3,391	[illegible]15	...	[illegible],[illegible]65	800	...	1,471	49	...	4,[illegible]28	189	...	82	8	...

See footnote at end of table.

Table 19D.—MERCHANDISE LINE SALES OF LARGE STORES AND MULTIUNITS—APPAREL GROUP—KIND OF BUSINESS, BY STATE: 1948—Continued

[See text for explanatory material]

Columns for each state: Merchandise line sales (Thousand dollars); Stores reporting merchandise line: Number; Total sales (Thousand dollars)

MEN'S SHOE STORES

Kind of business and merchandise line	ALABAMA Merchandise line sales (Thousand dollars)	Number	Total sales (Thousand dollars)	CALIFORNIA Merchandise line sales (Thousand dollars)	Number	Total sales (Thousand dollars)	CONNECTICUT Merchandise line sales (Thousand dollars)	Number	Total sales (Thousand dollars)	DISTRICT OF COLUMBIA Merchandise line sales (Thousand dollars)	Number	Total sales (Thousand dollars)	FLORIDA Merchandise line sales (Thousand dollars)	Number	Total sales (Thousand dollars)
Large stores and multiunits															
Analyzing merchandise line sales, total	[illegible]	15	...	[illegible]	[illegible]	...	[illegible]	35	...	[illegible]	18	...	3,165	27	...
Men's, boys', leather footwear	[illegible]	15	[illegible]	[illegible]	27	[illegible]	[illegible]	35	[illegible]	[illegible]	18	[illegible]	[illegible]	27	3,165
Women's, misses', juniors' leather footwear	...	...	...	(1)	[illegible]	(x)	[illegible]	[illegible]	[illegible]	(1)	2	(x)	(1)	3	(x)
Rubber footwear	[illegible]	[illegible]	[illegible]	[illegible]	45	[illegible]	[illegible]	[illegible]	[illegible]	16	13	1,427	17	12	1,599
Men's furnishings	[illegible]	10	[illegible]	[illegible]	43	4,545	160	16	[illegible]	149	17	1,820	144	13	1,686
Men's hats and caps	...	...	...	(1)	1	(x)	...	...	...	...	...	...	...	...	...
Handbags, other accessories	...	...	...	(1)	1	(x)	(1)	3	(x)	(1)	1	(x)	...	...	...
Other sales	[illegible]	...	...	278	...	...	113	...	...	258	...	...	54	...	...
Not analyzing merchandise line sales	...	...	...	[illegible]	[illegible]	...	...	...	...	...	...	...	...	...	...
Small single unit stores	154	[illegible]	...	1,338	47	...	[illegible]	[illegible]	...	49	1	...	[illegible]	18	...

Kind of business and merchandise line	GEORGIA Merchandise line sales	Number	Total sales	ILLINOIS Merchandise line sales	Number	Total sales	INDIANA Merchandise line sales	Number	Total sales	KENTUCKY Merchandise line sales	Number	Total sales	LOUISIANA Merchandise line sales	Number	Total sales
Large stores and multiunits --															
Analyzing merchandise line sales, total	[illegible]	20	...	12,663	107	...	4,073	35	...	[illegible]	16	...	[illegible]	24	...
Men's, boys' leather footwear	[illegible]	20	2,361	11.101	107	12,663	3,377	35	[illegible]	[illegible]	16	1,984	2,772	24	2,952
Women's, misses', juniors' leather footwear	(1)	1	(x)	285	10	1,222	216	[illegible]	722	(1)	4	(x)	...	5	993
Rubber footwear	8	11	1,370	182	83	9,321	61	[illegible]	2,775	17	12	1,370	19	10	1,528
Men's furnishings	142	12	1,810	792	79	9,534	[illegible]	27	[illegible]	151	12	1,612	127	8	1,460
Men's hats and caps	...	...	...	(1)	3	(x)	...	...	...	...	...	...	(1)	1	(x)
Handbags, other accessories	...	...	...	(1)	3	(x)	(1)	2	(x)	(1)	2	(x)	...	...	...
Other sales	57	...	...	303	...	...	121	...	...	126	...	...	34	...	...
Not analyzing merchandise line sales	...	...	...	...	...	...	...	...	...	...	...	...	...	...	...
Small single unit stores	[illegible]	[illegible]	...	1,502	48	...	[illegible]	14	...	[illegible]	13	...	330	7	...

Kind of business and merchandise line	MARYLAND Merchandise line sales	Number	Total sales	MASSACHUSETTS Merchandise line sales	Number	Total sales	MICHIGAN Merchandise line sales	Number	Total sales	MINNESOTA Merchandise line sales	Number	Total sales	MISSOURI Merchandise line sales	Number	Total sales
Large stores and multiunits --															
Analyzing merchandise line sales, total	3,754	[illegible]	...	6,725	59	...	8,137	85	...	[illegible]	17	...	4,029	35	...
Men's, boys', leather footwear	3,406	28	3,754	5,460	59	6,725	[illegible]	85	8,137	2,426	17	2,561	3,587	35	4,029
Women's, misses', juniors' leather footwear	(1)	2	(x)	496	14	1,948	95	10	1,094	...	...	...	(1)	4	(x)
Rubber footwear	22	17	1,764	131	47	5,394	132	[illegible]	[illegible]	12	10	485	23	26	2,932
Men's furnishings	196	19	2,779	388	39	4,715	[illegible]	[illegible]	[illegible]	[illegible]	12	[illegible]	338	26	3,485
Men's hats and caps	...	...	...	...	...	...	(1)	1	(x)	(1)	1	(x)	(1)	1	(x)
Handbags, other accessories	(1)	1	(x)	54	7	1,198	(1)	2	(x)	...	...	...	...	...	...
Other sales	130	...	...	196	...	...	194	...	...	[illegible]	...	...	[illegible]	...	...
Not analyzing merchandise line sales	...	...	...	...	...	...	...	...	...	...	...	...	...	...	...
Small single unit stores	352	11	...	1,482	53	...	[illegible]	31	...	[illegible]	13	...	[illegible]	18	...

Kind of business and merchandise line	NEW JERSEY Merchandise line sales	Number	Total sales	NEW YORK Merchandise line sales	Number	Total sales	NORTH DAKOTA Merchandise line sales	Number	Total sales	OHIO Merchandise line sales	Number	Total sales	PENNSYLVANIA Merchandise line sales	Number	Total sales
Large stores and multiunits															
Analyzing merchandise line sales, total	10,183	89	...	43,868	297	...	[illegible]	[illegible]	...	[illegible]	[illegible]	...	[illegible]	143	...
Men's, boys' leather footwear	[illegible]	89	10,183	[illegible]	297	43,868	[illegible]	[illegible]	[illegible]	[illegible]	[illegible]	[illegible]	[illegible]	143	15,672
Women's, misses', juniors' leather footwear	...	11	1,552	3,032	68	[illegible]	(1)	1	[illegible]	[illegible]	[illegible]	[illegible]	319	17	2,087
Rubber footwear	165	[illegible]	7,230	[illegible]	234	35,499	[illegible]	[illegible]	[illegible]	[illegible]	56	[illegible]	[illegible]	[illegible]	8,267
Men's furnishings	734	[illegible]	[illegible]	[illegible]	[illegible]	[illegible]	[illegible]	[illegible]	[illegible]	[illegible]	[illegible]	[illegible]	[illegible]	[illegible]	13,223
Men's hats and caps	...	...	...	(1)	1	(x)	...	...	...	...	...	...	...	...	...
Handbags, other accessories	...	...	...	[illegible]	12	[illegible]	(1)	1	(x)	(1)	4	(x)	(1)	4	(x)
Other sales	231	...	...	[illegible]	...	...	[illegible]	...	...	[illegible]	...	...	528	...	...
Not analyzing merchandise line sales	...	...	...	...	...	...	...	...	...	...	...	...	...	...	...
Small single unit stores	[illegible]	31	...	[illegible]	[illegible]	...	[illegible]	[illegible]	...	[illegible]	[illegible]	...	[illegible]	54	...

Kind of business and merchandise line	RHODE ISLAND Merchandise line sales	Number	Total sales	TENNESSEE Merchandise line sales	Number	Total sales	TEXAS Merchandise line sales	Number	Total sales	VIRGINIA Merchandise line sales	Number	Total sales	WASHINGTON Merchandise line sales	Number	Total sales
Large stores and multiunits															
Analyzing merchandise line sales, total	[illegible]	14	...	[illegible]	[illegible]	...	[illegible]	[illegible]	...	[illegible]	[illegible]	...	949	11	...
Men's, boys', leather footwear	1,467	14	[illegible]	[illegible]	[illegible]	[illegible]	[illegible]	[illegible]	[illegible]	[illegible]	[illegible]	[illegible]	901	11	949
Women's, misses', juniors' leather footwear	[illegible]	[illegible]	834	(1)	[illegible]	(x)	[illegible]	1	[illegible]	...	...	...	...	...	...
Rubber footwear	[illegible]	13	[illegible]	[illegible]	[illegible]	1,[illegible]	[illegible]	[illegible]	[illegible]	11	12	1,370	2	6	597
Men's furnishings	[illegible]	11	1,[illegible]	[illegible]	[illegible]	[illegible]	[illegible]	41	[illegible]	[illegible]	11	1,[illegible]	(1)	[illegible]	(x)
Men's hats and caps	...	...	...	...	...	...	...	...	...	...	...	...	...	...	...
Handbags, other accessories	[illegible]	3	(x)	[illegible]	[illegible]	[illegible]	[illegible]	[illegible]	(x)	[illegible]	1	(x)	...	...	...
Other sales	[illegible]	...	...	[illegible]	...	...	[illegible]	...	...	[illegible]	...	...	[illegible]	...	...
Not analyzing merchandise line sales	...	...	...	...	...	...	...	...	...	...	...	...	...	...	...
Small single unit stores	[illegible]	[illegible]	...	[illegible]	[illegible]	...	[illegible]	[illegible]	...	[illegible]	[illegible]	...	[illegible]	12	...

Kind of business and merchandise line	WISCONSIN Merchandise line sales	Number	Total sales
Large stores and multiunits			
Analyzing merchandise line sales, total	[illegible]	[illegible]	...
Men's, boys' leather footwear	[illegible]	[illegible]	[illegible]
Women's, misses', juniors' leather footwear	[illegible]	1	(x)
Rubber footwear	[illegible]	[illegible]	[illegible]
Men's furnishings	[illegible]	[illegible]	[illegible]
Men's hats and caps	...	...	...
Handbags, other accessories	...	...	...
Other sales	[illegible]	...	...
Not analyzing merchandise line sales	...	...	...
Small single unit stores	[illegible]	[illegible]	...

Table 19D.—MERCHANDISE LINE SALES OF LARGE STORES AND MULTIUNITS—APPAREL GROUP—KIND OF BUSINESS, BY STATE: 1948—Continued

[See text for explanatory material]

Kind of business and merchandise line	Merchandise line sales (Thousand dollars)	Stores reporting merchandise line: Number	Stores reporting merchandise line: Total sales (Thousand dollars)
WOMEN'S SHOE STORES			
	ALABAMA		
Large stores and multiunits—			
Analyzing merchandise line sales, total	5,478	28	...
Women's, misses', juniors' leather footwear	4,441	28	5,478
Men's, boys' leather footwear	(1)	1	(x)
Rubber footwear	21	8	2,332
Women's, children's hosiery	366	16	3,481
Millinery	(1)	1	(x)
Handbags, other accessories	557	21	4,610
Other sales	93	...	...
Not analyzing merchandise line sales	...	...	...
Small single unit stores	540	12	...
	ARKANSAS		
Large stores and multiunits—			
Analyzing merchandise line sales, total	1,614	13	...
Women's, misses', juniors' leather footwear	1,248	13	1,614
Men's, boys' leather footwear	(1)	1	(x)
Rubber footwear	18	5	47
Women's, children's hosiery	110	9	1,326
Millinery	(1)	2	(x)
Handbags, other accessories	176	12	1,445
Other sales	64	...	...
Not analyzing merchandise line sales	...	...	...
Small single unit stores	444	12	...
	CALIFORNIA		
Large stores and multiunits—			
Analyzing merchandise line sales, total	29,642	130	...
Women's, misses', juniors' leather footwear	23,721	130	29,642
Men's, boys' leather footwear	204	12	2,173
Rubber footwear	260	94	24,447
Women's, children's hosiery	2,041	87	24,364
Millinery	...	...	...
Handbags, other accessories	2,792	103	27,347
Other sales	624	...	...
Not analyzing merchandise line sales	64	1	...
Small single unit stores	2,341	59	...
	CONNECTICUT		
Large stores and multiunits—			
Analyzing merchandise line sales, total	7,817	47	...
Women's, misses', juniors' leather footwear	4,939	47	7,817
Men's, boys' leather footwear	82	6	998
Rubber footwear	140	29	4,040
Women's, children's hosiery	400	26	5,658
Millinery	66	5	2,397
Handbags, other accessories	552	33	6,595
Other sales	1,638	...	...
Not analyzing merchandise line sales	...	...	...
Small single unit stores	1,215	27	...
	DISTRICT OF COLUMBIA		
Large stores and multiunits—			
Analyzing merchandise line sales, total	7,796	29	...
Women's, misses', juniors' leather footwear	5,602	29	7,796
Men's, boys' leather footwear	(1)	2	(x)
Rubber footwear	86	14	5,361
Women's, children's hosiery	397	14	5,485
Millinery	(1)	1	(x)
Handbags, other accessories	562	21	6,6[illegible]
Other sales	139	...	...
Not analyzing merchandise line sales	...	...	...
Small single unit stores	94	2	...
	FLORIDA		
Large stores and multiunits—			
Analyzing merchandise line sales, total	9,480	6	...
Women's, misses', juniors' leather footwear	8,470	6	9,480
Men's, boys' leather footwear	(1)	1	(x)
Rubber footwear	6	2	2,351
Women's, children's hosiery	344	27	5,317
Millinery	(1)	1	(x)
Handbags, other accessories	598	40	6,735
Other sales	62	...	...
Not analyzing merchandise line sales	...	...	...
Small single unit stores	1,532	41	...
	GEORGIA		
Large stores and multiunits—			
Analyzing merchandise line sales, total	5,342	29	...
Women's, misses', juniors' leather footwear	4,477	29	5,342
Men's, boys' leather footwear	(1)	3	(x)
Rubber footwear	18	7	1,964
Women's, children's hosiery	381	23	4,782
Millinery	...	...	...
Handbags, other accessories	386	24	4,945
Other sales	80	...	...
Not analyzing merchandise line sales	...	...	...
Small single unit stores	527	10	...
	ILLINOIS		
Large stores and multiunits—			
Analyzing merchandise line sales, total	28,336	140	...
Women's, misses', juniors' leather footwear	23,284	140	28,336
Men's, boys' leather footwear	41	5	1,277
Rubber footwear	458	83	22,405
Women's, children's hosiery	1,536	97	23,459
Millinery	(1)	1	(x)
Handbags, other accessories	2,706	112	25,798
Other sales	311	...	...
Not analyzing merchandise line sales	...	...	...
Small single unit stores	1,536	37	...
	INDIANA		
Large stores and multiunits—			
Analyzing merchandise line sales, total	5,663	42	...
Women's, misses', juniors' leather footwear	4,719	42	5,683
Men's, boys' leather footwear	(1)	2	(x)
Rubber footwear	84	21	4,027
Women's, children's hosiery	317	27	4,339
Millinery	...	...	...
Handbags, other accessories	449	33	4,990
Other sales	114	...	...
Not analyzing merchandise line sales	...	...	...
Small single unit stores	679	21	...
	IOWA		
Large stores and multiunits—			
Analyzing merchandise line sales, total	3,112	20	...
Women's, misses', juniors' leather footwear	2,738	20	3,112
Men's, boys' leather footwear	...	...	...
Rubber footwear	52	14	2,610
Women's, children's hosiery	159	12	2,347
Millinery	(1)	1	(x)
Handbags, other accessories	132	13	2,215
Other sales	31	...	...
Not analyzing merchandise line sales	...	...	...
Small single unit stores	539	11	...
	KANSAS		
Large stores and multiunits—			
Analyzing merchandise line sales, total	2,090	16	...
Women's, misses', juniors' leather footwear	1,792	16	2,090
Men's, boys' leather footwear	...	...	...
Rubber footwear	25	5	1,083
Women's, children's hosiery	99	7	1,273
Millinery	(1)	1	(x)
Handbags, other accessories	141	6	1,216
Other sales	33	...	...
Not analyzing merchandise line sales	...	...	...
Small single unit stores	326	7	...
	KENTUCKY		
Large stores and multiunits—			
Analyzing merchandise line sales, total	4,047	22	...
Women's, misses', juniors' leather footwear	3,477	22	4,047
Men's, boys' leather footwear	...	...	...
Rubber footwear	54	10	1,933
Women's, children's hosiery	172	15	3,314
Millinery	...	...	...
Handbags, other accessories	235	20	3,936
Other sales	89	...	...
Not analyzing merchandise line sales	...	...	...
Small single unit stores	972	20	...
	LOUISIANA		
Large stores and multiunits—			
Analyzing merchandise line sales, total	6,883	34	...
Women's, misses', juniors' leather footwear	5,413	34	6,883
Men's, boys' leather footwear	(1)	1	(x)
Rubber footwear	34	18	4,501
Women's, children's hosiery	494	31	6,239
Millinery	...	...	...
Handbags, other accessories	651	29	6,655
Other sales	231	...	...
Not analyzing merchandise line sales	216	1	...
Small single unit stores	514	14	...
	MARYLAND		
Large stores and multiunits—			
Analyzing merchandise line sales, total	5,250	30	...
Women's, misses', juniors' leather footwear	4,302	30	5,250
Men's, boys' leather footwear	(1)	4	(x)
Rubber footwear	52	18	3,717
Women's, children's hosiery	311	20	4,672
Millinery	(1)	1	(x)
Handbags, other accessories	350	23	4,894
Other sales	235	...	...
Not analyzing merchandise line sales	...	...	...
Small single unit stores	451	12	...
	MASSACHUSETTS		
Large stores and multiunits—			
Analyzing merchandise line sales, total	13,270	96	...
Women's, misses', juniors' leather footwear	11,132	96	13,270
Men's, boys' leather footwear	146	12	1,423
Rubber footwear	345	54	9,566
Women's, children's hosiery	605	54	8,294
Millinery	...	7	[illegible]
Handbags, other accessories	883	56	9,733
Other sales	109	...	...
Not analyzing merchandise line sales	...	...	...
Small single unit stores	1,704	61	...
	MICHIGAN		
Large stores and multiunits—			
Analyzing merchandise line sales, total	16,589	72	...
Women's, misses', juniors' leather footwear	12,255	72	16,589
Men's, boys' leather footwear	391	6	1,132
Rubber footwear	340	42	10,128
Women's, children's hosiery	1,019	53	12,962
Millinery	(1)	1	(x)
Handbags, other accessories	1,084	57	14,073
Other sales	1,500	...	...
Not analyzing merchandise line sales	...	...	...
Small single unit stores	1,336	32	...
	MINNESOTA		
Large stores and multiunits—			
Analyzing merchandise line sales, total	4,976	18	...
Women's, misses', juniors' leather footwear	4,133	18	4,976
Men's, boys' leather footwear	...	...	...
Rubber footwear	200	13	3,960
Women's, children's hosiery	196	11	3,146
Millinery	...	...	...
Handbags, other accessories	407	16	4,770
Other sales	40	...	...
Not analyzing merchandise line sales	...	...	...
Small single unit stores	558	15	...
	MISSISSIPPI		
Large stores and multiunits—			
Analyzing merchandise line sales, total	1,904	16	...
Women's, misses', juniors' leather footwear	1,451	16	1,904
Men's, boys' leather footwear	(1)	3	(x)
Rubber footwear	23	6	924
Women's, children's hosiery	155	13	1,282
Millinery	...	...	...
Handbags, other accessories	182	14	1,698
Other sales	93	...	...
Not analyzing merchandise line sales	...	...	...
Small single unit stores	461	9	...
	MISSOURI		
Large stores and multiunits—			
Analyzing merchandise line sales, total	8,572	51	...
Women's, misses', juniors' leather footwear	7,209	51	8,572
Men's, boys' leather footwear	(1)	2	(x)
Rubber footwear	107	25	5,247
Women's, children's hosiery	386	29	5,323
Millinery	...	...	...
Handbags, other accessories	781	36	7,642
Other sales	89	...	...
Not analyzing merchandise line sales	...	...	...
Small single unit stores	373	17	...
	NEW JERSEY		
Large stores and multiunits—			
Analyzing merchandise line sales, total	9,264	74	...
Women's, misses', juniors' leather footwear	8,120	74	9,264
Men's, boys' leather footwear	223	7	1,187
Rubber footwear	133	36	5,367
Women's, children's hosiery	235	21	4,298
Millinery	26	6	1,310
Handbags, other accessories	415	28	5,907
Other sales	112	...	...
Not analyzing merchandise line sales	...	...	...
Small single unit stores	2,797	68	...
	NEW YORK		
Large stores and multiunits—			
Analyzing merchandise line sales, total	49,844	269	...
Women's, misses', juniors' leather footwear	44,128	269	49,844
Men's, boys' leather footwear	373	37	8,051
Rubber footwear	850	153	32,432
Women's, children's hosiery	1,600	134	32,769
Millinery	60	10	3,001
Handbags, other accessories	2,758	146	35,952
Other sales	75	...	...
Not analyzing merchandise line sales	...	...	...
Small single unit stores	11,526	326	...
	NORTH CAROLINA		
Large stores and multiunits—			
Analyzing merchandise line sales, total	4,102	32	...
Women's, misses', juniors' leather footwear	3,608	32	4,102
Men's, boys' leather footwear	(1)	2	(x)
Rubber footwear	16	8	1,084
Women's, children's hosiery	203	21	2,951
Millinery	...	...	...
Handbags, other accessories	212	21	2,968
Other sales	63	...	...
Not analyzing merchandise line sales	...	...	...
Small single unit stores	654	12	...
	OHIO		
Large stores and multiunits—			
Analyzing merchandise line sales, total	13,672	68	...
Women's, misses', juniors' leather footwear	11,264	68	13,672
Men's, boys' leather footwear	(1)	2	(x)
Rubber footwear	237	43	10,179
Women's, children's hosiery	711	38	8,981
Millinery	(1)	1	(x)
Handbags, other accessories	1,097	52	12,366
Other sales	363	...	...
Not analyzing merchandise line sales	...	...	...
Small single unit stores	1,144	32	...
	OKLAHOMA		
Large stores and multiunits—			
Analyzing merchandise line sales, total	2,939	12	...
Women's, misses', juniors' leather footwear	2,276	12	2,939
Men's, boys' leather footwear	...	...	...
Rubber footwear	36	7	1,878
Women's, children's hosiery	118	5	1,429
Millinery	...	...	...
Handbags, other accessories	385	11	2,929
Other sales	124	...	...
Not analyzing merchandise line sales	...	...	...
Small single unit stores	402	10	...
	OREGON		
Large stores and multiunits—			
Analyzing merchandise line sales, total	2,347	10	...
Women's, misses', juniors' leather footwear	1,919	10	2,347
Men's, boys' leather footwear	(1)	2	(x)
Rubber footwear	23	7	2,008
Women's, children's hosiery	176	5	1,852
Millinery	...	...	...
Handbags, other accessories	153	7	2,163
Other sales	76	...	...
Not analyzing merchandise line sales	...	...	...
Small single unit stores	439	11	...
	PENNSYLVANIA		
Large stores and multiunits—			
Analyzing merchandise line sales, total	18,204	134	...
Women's, misses', juniors' leather footwear	15,474	134	18,204
Men's, boys' leather footwear	176	12	1,707
Rubber footwear	334	81	12,905
Women's, children's hosiery	610	60	11,620
Millinery	(1)	3	(x)
Handbags, other accessories	1,185	88	14,440
Other sales	425	...	...
Not analyzing merchandise line sales	101	1	...
Small single unit stores	3,181	88	...
	RHODE ISLAND		
Large stores and multiunits—			
Analyzing merchandise line sales, total	4,327	28	...
Women's, misses', juniors' leather footwear	3,682	28	4,327
Men's, boys' leather footwear	(1)	2	(x)
Rubber footwear	56	14	3,105
Women's, children's hosiery	139	11	1,613
Millinery	(1)	3	(x)
Handbags, other accessories	391	20	3,981
Other sales	59	...	...
Not analyzing merchandise line sales	...	...	...
Small single unit stores	284	9	...
	SOUTH CAROLINA		
Large stores and multiunits—			
Analyzing merchandise line sales, total	2,411	19	...
Women's, misses', juniors' leather footwear	2,050	19	2,411
Men's, boys' leather footwear	(1)	4	(x)
Rubber footwear	(1)	4	(x)
Women's, children's hosiery	120	12	1,996
Millinery	...	...	...
Handbags, other accessories	184	13	2,[illegible]
Other sales	50	...	...
Not analyzing merchandise line sales	...	...	...
Small single unit stores	413	10	...
	TENNESSEE		
Large stores and multiunits—			
Analyzing merchandise line sales, total	7,129	42	...
Women's, misses', juniors' leather footwear	5,726	42	7,1[illegible]
Men's, boys' leather footwear	(1)	3	(x)
Rubber footwear	93	17	4,344
Women's, children's hosiery	477	26	5,1[illegible]
Millinery	(1)	3	(x)
Handbags, other accessories	661	32	6,[illegible]
Other sales	271	...	...
Not analyzing merchandise line sales	190	1	...
Small single unit stores	819	15	...
	TEXAS		
Large stores and multiunits—			
Analyzing merchandise line sales, total	15,953	106	...
Women's, misses', juniors' leather footwear	10,[illegible]	1[illegible]	[illegible]
Men's, boys' leather footwear	42	6	933
Rubber footwear	81	34	11,176
Women's, children's hosiery	1,241	65	15,[illegible]
Millinery	(1)	3	(x)
Handbags, other accessories	1,867	86	19,935
Other sales	658	...	...
Not analyzing merchandise line sales	79	1	...
Small single unit stores	1,311	41	...

See footnotes at end of table.

Table 19D.—MERCHANDISE LINE SALES OF LARGE STORES AND MULTIUNITS—APPAREL GROUP—KIND OF BUSINESS, BY STATE: 1948—Continued

[See text for explanatory material]

Kind of business and merchandise line	Merchandise line sales (Thousand dollars)	Stores reporting merchandise line: Number	Stores reporting merchandise line: Total sales (Thousand dollars)	Merchandise line sales (Thousand dollars)	Stores reporting merchandise line: Number	Stores reporting merchandise line: Total sales (Thousand dollars)	Merchandise line sales (Thousand dollars)	Stores reporting merchandise line: Number	Stores reporting merchandise line: Total sales (Thousand dollars)	Merchandise line sales (Thousand dollars)	Stores reporting merchandise line: Number	Stores reporting merchandise line: Total sales (Thousand dollars)	Merchandise line sales (Thousand dollars)	Stores reporting merchandise line: Number	Stores reporting merchandise line: Total sales (Thousand dollars)
WOMEN'S SHOE STORES	VIRGINIA			WASHINGTON			WEST VIRGINIA			WISCONSIN					
Large stores and multiunits															
Analyzing merchandise line sales, total	[illegible]	[illegible]	...	[illegible]	20	...	2,211	18	...	5,811	34	...			
Women's, misses', juniors' leather footwear	3,[illegible]	[illegible]	[illegible]	3,[illegible]	20	4,[illegible]	1,950	18	2,311	5,125	34	5,811			
Men's, boys' leather footwear	[illegible]	2	(x)	(1)	1	(x)	(1)	2	(x)	...	...	...			
Rubber footwear	3[illegible]	[illegible]	1,582	53	14	3,395	17	8	1,280	122	21	3,766			
Women's, children's hosiery	[illegible]14	14	[illegible],842	32[illegible]	15	3,371	81	11	1,769	203	16	2,617			
Millinery	(1)	[illegible]	(x)	(1)	1	(x)	...	...	...	(1)	1	(x)			
Handbags, other accessories	[illegible]51	14	3,[illegible]	217	15	3,290	171	14	1,979	328	18	3,311			
Other sales	[illegible]11	...	...	105	...	...	92	...	...	33	...	...			
Not analyzing merchandise line sales	...	...	...	[illegible]	1	...	...	...	...	...	...	...			
Small single unit stores	[illegible]00	11	...	225	8	...	348	9	...	429	11	...			

[illegible] table.

Table 19D.—MERCHANDISE LINE SALES OF LARGE STORES AND MULTIUNITS—APPAREL GROUP—KIND OF BUSINESS, BY STATE: 1948—Continued

[See text for explanatory material]

Kind of business and merchandise line	Merchandise line sales (Thousand dollars)	Stores reporting merchandise line: Number	Stores reporting merchandise line: Total sales (Thousand dollars)	Merchandise line sales (Thousand dollars)	Stores reporting merchandise line: Number	Stores reporting merchandise line: Total sales (Thousand dollars)	Merchandise line sales (Thousand dollars)	Stores reporting merchandise line: Number	Stores reporting merchandise line: Total sales (Thousand dollars)	Merchandise line sales (Thousand dollars)	Stores reporting merchandise line: Number	Stores reporting merchandise line: Total sales (Thousand dollars)	Merchandise line sales (Thousand dollars)	Stores reporting merchandise line: Number	Stores reporting merchandise line: Total sales (Thousand dollars)
FAMILY SHOE STORES	ARIZONA			ARKANSAS			CALIFORNIA			COLORADO			CONNECTICUT		
Large stores and multiunits															
Analyzing merchandise line sales, total	3,261	30	...	2,663	27	...	60,362	630	...	4,869	36	...	6,709	63	...
Men's, boys' leather footwear	928	30	3,261	805	27	2,663	15,272	630	60,362	1,061	36	4,869	1,589	63	6,709
Women's, misses', juniors' leather footwear	3,067	30	3,261	1,511	27	2,663	36,623	630	60,362	3,244	36	4,869	3,978	63	6,709
Rubber footwear	50	17	1,599	57	21	1,915	2,088	522	49,072	135	33	4,571	342	53	5,758
Men's furnishings	20	14	1,149	(1)	1	(x)	645	210	15,525	...	...	...	73	9	1,500
Women's, children's hosiery	130	26	3,006	73	19	1,730	1,563	340	37,929	182	24	4,027	283	38	4,429
Handbags, other accessories	96	23	2,695	73	14	1,674	1,326	440	46,113	127	22	3,845	235	35	4,279
Other sales	40	...	...	144	...	...	1,845	...	...	120	...	...	210	...	...
Not analyzing merchandise line sales	...	...	...	...	...	...	1,906	22	...	18	1	...	...	...	...
Small single unit stores	701	19	...	3,146	92	...	17,065	528	...	2,020	57	...	5,127	147	...
	DELAWARE			FLORIDA			GEORGIA			IDAHO			ILLINOIS		
Large stores and multiunits															
Analyzing merchandise line sales, total	1,266	10	...	9,731	62	...	7,839	49	...	1,729	13	...	37,414	370	...
Men's, boys' leather footwear	329	10	1,266	2,545	62	9,731	1,928	49	7,839	407	13	1,729	10,416	370	37,414
Women's, misses', juniors' leather footwear	769	10	1,266	2,097	62	9,731	5,029	49	7,839	961	13	1,729	22,391	370	37,414
Rubber footwear	43	7	645	145	35	6,355	178	34	5,995	56	11	1,398	1,544	299	30,945
Men's furnishings	(1)	2	(x)	47	7	3,630	(1)	4	(x)	...	...	...	108	16	2,5[illegible]
Women's, children's hosiery	1[illegible]	5	497	302	29	6,135	201	18	4,524	56	5	521	939	200	22,029
Handbags, other accessories	(1)	4	(x)	369	32	6,406	217	20	5,133	32	8	1,037	757	181	21,223
Other sales	107	...	...	226	...	...	286	...	...	217	...	...	1,259	...	...
Not analyzing merchandise line sales	...	...	...	39	1	...	...	...	...	...	...	...	731	8	...
Small single unit stores	522	15	...	3,129	97	...	2,828	77	...	854	21	...	20,[illegible]34	621	...
	INDIANA			IOWA			KANSAS			KENTUCKY			LOUISIANA		
Large stores and multiunits															
Analyzing merchandise line sales, total	17,[illegible]94	180	...	9,438	92	...	6,186	79	...	4,548	45	...	4,906	34	...
Men's, boys' leather footwear	4,809	180	17,799	2,419	92	9,438	1,827	79	6,186	1,395	45	4,548	1,178	34	4,906
Women's, misses', juniors' leather footwear	10,6[illegible]	180	17,799	5,701	92	9,438	3,788	79	6,186	2,545	45	4,548	3,163	34	4,906
Rubber footwear	[illegible]	150	15,[illegible]42	620	86	8,975	208	42	4,00[illegible]	224	40	3,907	101	26	2,335
Men's furnishings	(1)	2	(x)	(1)	1	(x)	(1)	3	(x)	(1)	1	(x)	...	...	...
Women's, children's hosiery	662	123	12,307	33[illegible]	65	6,707	144	28	2,751	124	27	2,879	186	20	4,065
Handbags, other accessories	304	90	11,595	[illegible]9	49	5,177	62	20	2,[illegible]3	60	22	2,631	179	18	3,750
Other sales	514	...	...	373	...	...	157	...	...	210	...	...	99	...	...
Not analyzing merchandise line sales	321	1	...	...	...	...	...	...	...	489	1	...	741	5	...
Small single unit stores	[illegible],391	1[illegible]	...	[illegible],8[illegible]	233	...	3,792	88	...	3,544	93	...	2,134	75	...

[illegible]

Table 19D.—MERCHANDISE LINE SALES OF LARGE STORES AND MULTIUNITS—APPAREL GROUP—KIND OF BUSINESS, BY STATE: 1948—Continued

[See text for explanatory material]

Kind of business and merchandise line	Merchandise line sales (Thousand dollars)	Stores reporting merchandise line: Number	Stores reporting merchandise line: Total sales (Thousand dollars)	Merchandise line sales (Thousand dollars)	Stores reporting merchandise line: Number	Stores reporting merchandise line: Total sales (Thousand dollars)	Merchandise line sales (Thousand dollars)	Stores reporting merchandise line: Number	Stores reporting merchandise line: Total sales (Thousand dollars)	Merchandise line sales (Thousand dollars)	Stores reporting merchandise line: Number	Stores reporting merchandise line: Total sales (Thousand dollars)	Merchandise line sales (Thousand dollars)	Stores reporting merchandise line: Number	Stores reporting merchandise line: Total sales (Thousand dollars)
FAMILY SHOE STORES	MARYLAND			MASSACHUSETTS			MICHIGAN			MINNESOTA			MISSOURI		
Large stores and multiunits															
Analyzing merchandise line sales, total	7,176	91	...	22,536	188	...	24,564	236	...	5,112	56	...	9,224	116	...
Men's, boys' leather footwear	1,356	91	7,176	6,633	188	22,536	6,...	...	24,564	1,164	56	5,112	2,459	116	9,224
Women's, misses', juniors' leather footwear	4,312	91	7,176	11,979	188	22,536	14,181	236	24,564	3,132	56	5,112	5,624	116	9,224
Rubber footwear	245	79	4,326	1,472	161	19,157	1,571	215	23,051	428	42	4,596	259	75	5,484
Men's furnishings	(1)	2	(x)	121	15	3,779	90	20	3,638	(1)	2	(x)	(1)	3	(x)
Women's, children's hosiery	221	35	4,109	501	79	3,580	894	142	16,425	101	22	2,693	208	48	4,661
Handbags, other accessories	210	43	4,589	303	45	6,665	491	116	14,830	72	19	2,364	82	39	4,096
Other sales	226	...	...	1,507	...	...	468	...	...	223	...	...	334	...	...
Not analyzing merchandise line sales	...	...	...	537	6	...	578	7	...	655	5	...	134	2	...
Small single unit stores	3,680	109	...	12,343	432	...	14,805	412	...	6,128	201	...	10,037	324	...
	MONTANA			NEW HAMPSHIRE			NEW JERSEY			NEW MEXICO			NEW YORK		
Large stores and multiunits—															
Analyzing merchandise line sales, total	1,277	10	...	1,589	28	...	25,307	192	...	2,109	17	...	84,117	627	...
Men's, boys' leather footwear	468	10	1,277	472	28	1,589	4,342	192	25,307	526	17	2,109	16,757	627	84,117
Women's, misses', juniors' leather footwear	696	10	1,277	909	28	1,589	16,437	192	25,307	1,351	17	2,109	53,069	627	84,117
Rubber footwear	75	7	892	151	28	1,589	1,197	169	22,677	14	8	752	4,443	554	76,803
Men's furnishings	...	...	...	(1)	2	(x)	60	17	2,339	(1)	2	(x)	184	57	15,171
Women's, children's hosiery	12	5	652	85	16	946	1,367	118	13,813	112	11	1,580	4,137	389	59,410
Handbags, other accessories	(1)	3	(x)	(1)	4	(x)	886	96	17,294	57	12	1,789	2,545	305	55,099
Other sales	26	...	...	72	...	...	1,018	...	...	49	...	...	2,982	...	...
Not analyzing merchandise line sales	...	...	...	...	...	...	504	4	...	...	...	...	2,106	6	...
Small single unit stores	1,305	22	...	2,348	70	...	13,470	412	...	992	25	...	34,553	1,194	...
	NORTH CAROLINA			OHIO			OKLAHOMA			OREGON			PENNSYLVANIA		
Large stores and multiunits															
Analyzing merchandise line sales, total	10,504	92	...	42,432	432	...	4,464	41	...	3,773	36	...	61,470	561	...
Men's, boys' leather footwear	2,...	92	10,504	11,...	432	42,432	1,058	41	4,464	1,028	36	3,773	15,414	561	61,470
Women's, misses', juniors' leather footwear	6,424	92	10,504	26,997	432	42,432	2,711	41	4,464	2,...	36	3,773	36,867	561	61,470
Rubber footwear	151	83	8,427	2,771	402	37,656	145	32	3,815	...	...	...	4,036	508	55,061
Men's furnishings	(1)	4	(x)	53	4	250	(1)	1	(x)	5	5	276	55	16	6,031
Women's, children's hosiery	393	61	6,...	1,230	266	29,413	174	35	3,722	104	19	2,130	1,562	269	36,396
Handbags, other accessories	142	37	4,...	594	201	26,163	142	...	3,698	77	16	1,733	1,526	214	32,353
Other sales	379	...	...	1,...	...	...	234	...	...	93	...	...	2,010	...	...
Not analyzing merchandise line sales	18...	2	...	1...	3	...	...	...	...	...	...	...	1,2...	19	...
Small single unit stores	3,305	97	...	10,...	441	...	3,014	77	...	..,...	54	...	23,930	740	...
	TENNESSEE			TEXAS			UTAH			VERMONT			VIRGINIA		
Large stores and multiunits—															
Analyzing merchandise line sales, total	6,312	5...	...	16,...	129	...	1,675	15	...	1,191	15	...	12,804	84	...
Men's, boys' leather footwear	2,...	63	6,312	3,653	129	16,498	5...	15	1,675	310	15	1,191	3,...	84	12,804
Women's, misses', juniors' leather footwear	3,...	63	6,312	9,...	129	16,498	9...	15	1,675	661	15	1,191	7,...	84	12,804
Rubber footwear	222	44	4,363	50...	...	14,500	9...	...	941	124	15	1,191	6...	81	11,649
Men's furnishings	(1)	2	(x)	1...	9	2,...	(1)	2	(x)	...	...	...	(1)	4	(x)
Women's, children's hosiery	92	25	2,535	743	97	12,...	13	5	6...	71	12	8...	505	50	9,...
Handbags, other accessories	51	22	2,...	57...	91	13,...	(1)	3	(x)	(1)	2	(x)	30...	42	4,...
Other sales	243	...	...	92...	...	...	9...	...	...	25	...	...	23...	...	...
Not analyzing merchandise line sales	...	...	...	59...	5	...	...	...	...	...	...	...	...	...	...
Small single unit stores	2,456	70	...	4,205	109	...	5...	13	...	1,079	25	...	3,113	75	...
	WASHINGTON			WISCONSIN											
Large stores and multiunits—															
Analyzing merchandise line sales, total	10,797	90	...	14,336	122	...									
Men's, boys' leather footwear	2,729	90	10,797	4,195	122	14,336									
Women's, misses', juniors' leather footwear	6,616	90	10,797	7,724	122	14,336									
Rubber footwear	287	66	8,607	1,104	97	12,624									
Men's furnishings	43	16	3,308	...	...	...									
Women's, children's hosiery	453	47	7,037	420	71	8,432									
Handbags, other accessories	429	56	8,043	277	61	7,300									
Other sales	240	...	...	611	...	...									
Not analyzing merchandise line sales	122	1	...	255	2	...									
Small single unit stores	3,524	90	...	10,734	361	...									

See footnotes at end of table.

Table 19D.—MERCHANDISE LINE SALES OF LARGE STORES AND MULTIUNITS—APPAREL GROUP—KIND OF BUSINESS, BY STATE: 1948—Continued

[See text for explanatory material]

Kind of business and merchandise line	Merchandise line sales (Thousand dollars)	Stores reporting merchandise line: Number	Stores reporting merchandise line: Total sales (Thousand dollars)	Merchandise line sales (Thousand dollars)	Stores reporting merchandise line: Number	Stores reporting merchandise line: Total sales (Thousand dollars)	Merchandise line sales (Thousand dollars)	Stores reporting merchandise line: Number	Stores reporting merchandise line: Total sales (Thousand dollars)	Merchandise line sales (Thousand dollars)	Stores reporting merchandise line: Number	Stores reporting merchandise line: Total sales (Thousand dollars)	Merchandise line sales (Thousand dollars)	Stores reporting merchandise line: Number	Stores reporting merchandise line: Total sales (Thousand dollars)
	CALIFORNIA			DISTRICT OF COLUMBIA			ILLINOIS			MASSACHUSETTS			MICHIGAN		
CUSTOM TAILORS															
Large stores and multiunits															
Analyzing merchandise line sales, total	8,076	68	...	1,695	12	...	7,827	49	...	1,791	11	...	2,156	18	...
Custom-made men's clothing	6,391	59	7,315	1,367	11	1,539	6,625	41	7,151	1,251	8	1,379	1,565	16	1,901
Men's ready-made clothing	394	11	1,287	(1)	3	(x)	255	6	846	(1)	1	(x)	(1)	4	(x)
Men's furnishings	362	23	3,159	(1)	3	(x)	(1)	3	(x)	53	5	796	(1)	1	(x)
Custom-made women's apparel	589	25	3,425	90	6	714	806	17	2,611	(1)	3	(x)	140	6	973
Other sales	340	...	...	238	...	...	141	...	...	487	...	...	451	...	...
Not analyzing merchandise line sales	...	...	...	...	...	...	...	...	...	...	...	...	...	...	...
Small single unit stores	9,030	545	...	634	36	...	8,198	337	...	2,691	233	...	2,923	170	...
	MISSOURI			NEW JERSEY			NEW YORK			OHIO			PENNSYLVANIA		
Large stores and multiunits—															
Analyzing merchandise line sales, total	1,832	10	...	1,238	13	...	13,057	68	...	7,406	47	...	3,525	31	...
Custom-made men's clothing	1,747	10	1,832	680	8	938	9,063	53	10,819	6,309	41	6,935	3,020	25	3,313
Men's ready-made clothing	...	...	...	(1)	1	(x)	310	8	1,758	281	7	621	(1)	2	(x)
Men's furnishings	...	...	...	(1)	2	(x)	448	14	3,723	(1)	3	(x)	(1)	4	(x)
Custom-made women's apparel	50	5	655	558	9	881	2,572	29	5,753	595	19	4,299	325	13	1,472
Other sales	35	...	...	...	...	...	664	...	...	221	...	...	180	...	...
Not analyzing merchandise line sales	...	...	...	...	...	...	109	1	...	...	...	...	...	...	...
Small single unit stores	1,897	125	...	3,049	173	...	15,259	842	...	4,133	220	...	7,217	427	...
	TEXAS			WEST VIRGINIA											
Large stores and multiunits—															
Analyzing merchandise line sales, total	1,751	16	...	1,104	11	...									
Custom-made men's clothing	890	9	1,046	681	9	794									
Men's ready-made clothing	614	7	844	(1)	1	(x)									
Men's furnishings	(1)	3	(x)	(1)	1	(x)									
Custom-made women's apparel	(1)	1	(x)	365	10	998									
Other sales	247	...	...	58	...	...									
Not analyzing merchandise line sales	542	2	...	...	...	...									
Small single unit stores	2,643	116	...	222	15	...									

See footnotes at end of table.

Table 19D.—MERCHANDISE LINE SALES OF LARGE STORES AND MULTIUNITS—APPAREL GROUP—KIND OF BUSINESS, BY STATE: 1948—Continued

[See text for explanatory material]

Kind of business and merchandise line	Merchandise line sales (Thousand dollars)	Stores reporting merchandise line: Number	Stores reporting merchandise line: Total sales (Thousand dollars)	Merchandise line sales (Thousand dollars)	Stores reporting merchandise line: Number	Stores reporting merchandise line: Total sales (Thousand dollars)	Merchandise line sales (Thousand dollars)	Stores reporting merchandise line: Number	Stores reporting merchandise line: Total sales (Thousand dollars)	Merchandise line sales (Thousand dollars)	Stores reporting merchandise line: Number	Stores reporting merchandise line: Total sales (Thousand dollars)	Merchandise line sales (Thousand dollars)	Stores reporting merchandise line: Number	Stores reporting merchandise line: Total sales (Thousand dollars)
	CALIFORNIA			CONNECTICUT			ILLINOIS			INDIANA			IOWA		
FURRIERS, FUR SHOPS															
Large stores and multiunits—															
Analyzing merchandise line sales, total	8,460	60	...	3,985	28	...	22,980	75	...	3,575	11	...	2,549	19	...
Fur garments and furs	7,012	60	8,460	3,201	28	3,985	19,474	75	22,980	2,869	11	3,575	2,253	19	2,549
Women's, misses', juniors' coats and suits	315	8	1,494	(1)	4	(x)	308	6	1,362	(1)	1	(x)	...	...	...
Other sales	1,133	...	...	784	...	...	3,198	...	...	706	...	...	296	...	...
Not analyzing merchandise line sales	...	...	...	64	1	...	...	...	...	...	...	...	...	...	...
Small single unit stores	3,915	128	...	1,792	47	...	7,122	186	...	1,239	29	...	571	12	...
	MARYLAND			MASSACHUSETTS			MICHIGAN			MINNESOTA			MISSOURI		
Large stores and multiunits—															
Analyzing merchandise line sales, total	2,465	12	...	9,082	38	...	7,372	23	...	4,108	26	...	4,449	16	...
Fur garments and furs	1,802	12	2,465	6,827	38	9,082	5,034	23	7,372	2,835	26	4,108	3,242	16	4,449
Women's, misses', juniors' coats and suits	(1)	2	(x)	558	6	3,733	(1)	3	(x)	(1)	1	(x)	(1)	2	(x)
Other sales	663	...	...	1,697	...	...	2,338	...	...	1,273	...	...	1,207	...	...
Not analyzing merchandise line sales	...	...	...	55	1	...	...	...	...	...	...	...	...	...	...
Small single unit stores	407	10	...	3,037	77	...	2,516	72	...	2,441	55	...	741	16	...
	NEW JERSEY			NEW YORK			OHIO			PENNSYLVANIA			WASHINGTON		
Large stores and multiunits—															
Analyzing merchandise line sales, total	5,188	31	...	35,731	119	...	7,039	25	...	16,781	73	...	1,610	13	...
Fur garments and furs	4,267	31	5,188	28,951	119	35,731	4,448	25	7,039	13,213	73	16,781	1,215	13	1,610
Women's, misses', juniors' coats and suits	114	5	1,438	2,200	11	10,826	(1)	3	(x)	1,094	14	4,667	(1)	1	(x)
Other sales	807	...	...	4,580	...	...	2,591	...	...	2,474	...	...	395	...	...
Not analyzing merchandise line sales	...	...	...	138	1	...	...	...	...	...	...	...	...	...	...
Small single unit stores	4,345	103	...	14,631	443	...	2,504	62	...	5,339	167	...	937	26	...
	WISCONSIN														
Large stores and multiunits—															
Analyzing merchandise line sales, total	4,409	37	...												
Fur garments and furs	3,449	37	4,409												
Women's, misses', juniors' coats and suits	(1)	3	(x)												
Other sales	960	...	...												
Not analyzing merchandise line sales	...	...	...												
Small single unit stores	2,473	61	...												

See footnotes at end of table.

Table 19D.—MERCHANDISE LINE SALES OF LARGE STORES AND MULTIUNITS—APPAREL GROUP—KIND OF BUSINESS, BY STATE: 1948—Continued

[See text for explanatory material]

CHILDREN'S, INFANTS' WEAR STORES

Kind of business and merchandise line	CALIFORNIA: Merchandise line sales (Thousand dollars)	Stores reporting merchandise line: Number	Stores reporting merchandise line: Total sales (Thousand dollars)	CONNECTICUT: Merchandise line sales (Thousand dollars)	Number	Total sales (Thousand dollars)	FLORIDA: Merchandise line sales (Thousand dollars)	Number	Total sales (Thousand dollars)	ILLINOIS: Merchandise line sales (Thousand dollars)	Number	Total sales (Thousand dollars)	INDIANA: Merchandise line sales (Thousand dollars)	Number	Total sales (Thousand dollars)
Large stores and multiunits															
Analyzing merchandise line sales, total	[illegible]	[illegible]	...	[illegible]	36	...	1,[illegible]18	3[illegible]	...	3,659	46	...	2,028	17	...
Infants' wear	[illegible]	1[illegible]1	[illegible]	3,[illegible]	33	[illegible],89[illegible]	6[illegible]	34	1,15[illegible]	2,234	46	3,659	1,447	17	2,028
Boys' wear	[illegible]	43	[illegible]	[illegible]	15	3,[illegible]	14[illegible]	8	40[illegible]	245	12	1,462	(1)	4	(x)
Blouses, skirts, sportswear	[illegible]	[illegible]	[illegible]	(1)	1	(x)	(1)	1	(x)	(1)	3	(x)	...	...	...
Girls' and teen age wear	1,[illegible]	[illegible]	2,8[illegible]1	1,5[illegible]	16	4,118	31[illegible]	18	791	698	17	2,080	518	9	1,571
Underwear, slips, negligees, robes	[illegible]	[illegible]	[illegible]	(1)	1	(x)	(1)	3	(x)	77	6	977	(1)	1	(x)
Women's, children's hosiery	[illegible]	1[illegible]	[illegible]	(1)	2	(x)	(1)	3	(x)	49	6	598	(1)	1	(x)
Other sales	[illegible]	...	...	1,042	...	...	24[illegible]	...	...	315	...	...	63	...	...
Not analyzing merchandise line sales	[illegible]	[illegible]	...	...	...	...	104	1	...	194	2	...	...	...	...
Small single unit stores	14,[illegible]38	[illegible]8[illegible]	...	[illegible],941	154	...	3,271	118	...	9,629	368	...	2,911	112	...

Kind of business and merchandise line	MASSACHUSETTS: Merchandise line sales (Thousand dollars)	Number	Total sales (Thousand dollars)	MICHIGAN: Merchandise line sales (Thousand dollars)	Number	Total sales (Thousand dollars)	NEW JERSEY: Merchandise line sales (Thousand dollars)	Number	Total sales (Thousand dollars)	NEW YORK: Merchandise line sales (Thousand dollars)	Number	Total sales (Thousand dollars)	OHIO: Merchandise line sales (Thousand dollars)	Number	Total sales (Thousand dollars)
Large stores and multiunits															
Analyzing merchandise line sales, total	4,142	36	...	2,943	40	...	9,[illegible]	80	...	25,180	189	...	1,274	20	...
Infants' wear	1,[illegible]	34	4,118	1,819	39	2,934	4,976	72	8,9[illegible]4	14,165	180	23,384	784	20	1,274
Boys' wear	429	14	[illegible]74	156	8	[illegible]11	1,408	32	4,79[illegible]	4,035	66	11,494	(1)	4	(x)
Blouses, skirts, sportswear	[illegible]	8	[illegible]41	(1)	3	(x)	58	6	464	386	14	2,409	(1)	4	(x)
Girls' and teen age wear	1,15[illegible]	2[illegible]	[illegible]	529	19	1,38[illegible]	2,341	[illegible]	[illegible],632	4,189	85	11,678	131	7	522
Underwear, slips, negligees, robes	44	[illegible]	831	57	7	425	36	8	56[illegible]	336	15	2,375	(1)	3	(x)
Women's, children's hosiery	51	[illegible]	80[illegible]	25	5	38[illegible]	96	11	1,490	253	31	5,170	20	7	689
Other sales	[illegible]43	...	...	357	...	...	631	...	...	1,816	...	...	339	...	...
Not analyzing merchandise line sales	1[illegible]	2	...	19	1	...	...	...	...	244	6	...	...	...	...
Small single unit stores	[illegible]	1[illegible]	...	4,898	198	...	[illegible],618	34[illegible]	...	28,742	1,053	...	5,277	211	...

Kind of business and merchandise line	PENNSYLVANIA: Merchandise line sales (Thousand dollars)	Number	Total sales (Thousand dollars)	TENNESSEE: Merchandise line sales (Thousand dollars)	Number	Total sales (Thousand dollars)	TEXAS: Merchandise line sales (Thousand dollars)	Number	Total sales (Thousand dollars)	UTAH: Merchandise line sales (Thousand dollars)	Number	Total sales (Thousand dollars)	WEST VIRGINIA: Merchandise line sales (Thousand dollars)	Number	Total sales (Thousand dollars)
Large stores and multiunits															
Analyzing merchandise line sales, total	8,15[illegible]	93	...	956	12	...	2,028	23	...	1,770	25	...	976	10	...
Infants' wear	5,[illegible]	84	[illegible],808	69[illegible]	11	934	988	23	2,028	1,141	25	1,770	580	9	871
Boys' wear	914	54	3,[illegible]	111	6	380	219	9	1,04[illegible]	218	[illegible]	755	(1)	4	(x)
Blouses, skirts, sportswear	1[illegible]5	[illegible]	811	...	...	...	...	...	...	(1)	2	(x)	(1)	1	(x)
Girls' and teen age wear	1,428	38	[illegible],81[illegible]	104	6	229	480	10	1,299	281	10	880	107	5	390
Underwear, slips, negligees, robes	33	6	721	...	...	...	(1)	4	(x)	(1)	2	(x)	(1)	2	(x)
Women's, children's hosiery	54	14	1,458	...	...	...	(1)	4	(x)	(1)	4	(x)	(1)	2	(x)
Other sales	48[illegible]	...	...	37	...	...	341	...	...	130	...	...	289	...	...
Not analyzing merchandise line sales	44[illegible]	[illegible]	...	...	...	...	...	...	...	39[illegible]	8	...	...	...	...
Small single unit stores	12,35[illegible]	[illegible]45	...	761	39	...	4,575	211	...	1,421	43	...	1,060	38	...

Kind of business and merchandise line	WISCONSIN: Merchandise line sales (Thousand dollars)	Number	Total sales (Thousand dollars)
Large stores and multiunits			
Analyzing merchandise line sales, total	[illegible]	1[illegible]	...
Infants' wear	[illegible]	1[illegible]	[illegible]
Boys' wear	[illegible]	5	[illegible]28
Blouses, skirts, sportswear	...	...	...
Girls' and teen age wear	[illegible]	[illegible]	[illegible]
Underwear, slips, negligees, robes	[illegible]	1	(x)
Women's, children's hosiery	(1)	[illegible]	(x)
Other sales	[illegible]	...	...
Not analyzing merchandise line sales	[illegible]	2	...
Small single unit stores	[illegible]	1[illegible]	...

[1] [illegible] "Other sales."

Table 19E.—MERCHANDISE LINE SALES OF LARGE STORES AND MULTIUNITS—APPAREL GROUP—KIND OF BUSINESS, FOR SELECTED STANDARD METROPOLITAN AREAS: 1948

[See text for explanatory material]

Column headings for each area: Merchandise line sales (Thousand dollars); Stores reporting merchandise line: Number; Total sales (Thousand dollars)

MEN'S, BOYS' CLOTHING STORES

Kind of business and merchandise line	AKRON, OHIO: Merchandise line sales	Number	Total sales	ALBANY-SCHENECTADY-TROY, N.Y.: Merchandise line sales	Number	Total sales	ALLENTOWN-BETHLEHEM-EASTON, PA.: Merchandise line sales	Number	Total sales	ATLANTA, GA.: Merchandise line sales	Number	Total sales	BALTIMORE, MD.: Merchandise line sales	Number	Total sales
Large stores and multiunits—															
Analyzing merchandise line sales, total	3,436	15	...	9,878	27	...	5,895	30	...	8,663	26	...	12,062	62	...
Men's ready-made clothing	2,505	15	3,436	6,069	27	9,878	4,164	30	5,895	5,642	26	8,663	8,135	62	12,062
Men's furnishings	591	14	3,301	1,983	17	7,286	1,084	15	3,657	1,605	17	6,396	2,353	46	9,626
Men's hats and caps	94	11	3,007	299	12	6,144	130	12	3,100	409	17	6,396	346	31	6,616
Boys' wear	21	5	344	1,110	11	5,913	252	9	[illegible]	(1)	4	(x)	401	19	4,911
Custom-made men's clothing	(1)	2	(x)	...	...	...	(1)	3	(x)	...	...	...	124	5	1,375
Women's, misses', juniors' coats and suits	...	...	...	(1)	1	(x)	...	...	...	(1)	3	(x)	(1)	2	(x)
Men's, boys' leather footwear	173	9	1,994	113	6	2,464	110	11	2,086	561	11	5,701	433	19	5,186
Women's, misses', juniors' leather footwear	...	...	...	(1)	1	(x)	(1)	1	(x)	...	...	...	...	...	...
Rubber footwear	(1)	4	(x)	(1)	2	(x)	(1)	2	(x)	(1)	4	(x)	19	6	683
Other sales	52	...	...	304	...	...	155	...	...	446	...	...	251	...	...
Not analyzing merchandise line sales	...	...	...	...	...	...	114	1	...	200	1	...	438	2	...
Small single unit stores	645	12	...	1,114	34	...	1,915	45	...	406	13	...	2,837	76	...

Kind of business and merchandise line	BIRMINGHAM, ALA.: Merchandise line sales	Number	Total sales	BOSTON, MASS.: Merchandise line sales	Number	Total sales	BUFFALO, N.Y.: Merchandise line sales	Number	Total sales	CANTON, OHIO: Merchandise line sales	Number	Total sales	CHATTANOOGA, TENN.: Merchandise line sales	Number	Total sales
Large stores and multiunits—															
Analyzing merchandise line sales, total	2,705	12	...	17,425	66	...	19,375	50	...	2,988	11	...	2,578	13	...
Men's ready-made clothing	1,981	12	2,705	12,461	66	17,425	10,181	50	19,375	1,856	11	2,988	1,420	13	2,578
Men's furnishings	272	6	1,219	2,982	45	14,504	4,232	46	18,808	748	9	2,439	615	11	2,351
Men's hats and caps	116	6	1,219	407	32	9,364	778	39	16,685	125	8	2,497	125	12	2,474
Boys' wear	(1)	2	(x)	710	17	7,312	1,665	31	12,515	(1)	3	(x)	(1)	3	(x)
Custom-made men's clothing	...	...	...	192	9	2,937	122	8	2,092	...	...	...	(1)	2	(x)
Women's, misses', juniors' coats and suits	(1)	1	(x)	(1)	1	(x)	(1)	1	(x)	...	...	...	...	...	...
Men's, boys' leather footwear	(1)	3	(x)	365	21	8,439	554	11	8,522	(1)	3	(x)	164	6	1,286
Women's, misses', juniors' leather footwear	...	...	...	(1)	2	(x)	...	...	...	...	...	...	...	...	...
Rubber footwear	...	...	...	5	5	456	(1)	4	(x)	(1)	1	(x)	(1)	3	(x)
Other sales	336	...	...	303	...	...	1,843	...	...	159	...	...	194	...	...
Not analyzing merchandise line sales	123	1	...	1,392	6	...	...	...	...	370	1	...	...	...	...
Small single unit stores	401	10	...	4,713	127	...	3,090	87	...	384	9	...	356	9	...

Kind of business and merchandise line	CHICAGO, ILL.: Merchandise line sales	Number	Total sales	CINCINNATI, OHIO: Merchandise line sales	Number	Total sales	CLEVELAND, OHIO: Merchandise line sales	Number	Total sales	COLUMBUS, OHIO: Merchandise line sales	Number	Total sales	DALLAS, TEX.: Merchandise line sales	Number	Total sales
Large stores and multiunits—															
Analyzing merchandise line sales, total	58,563	238	...	6,659	32	...	15,685	43	...	4,282	13	...	6,583	11	...
Men's ready-made clothing	42,464	238	58,563	4,407	32	6,659	10,861	43	15,685	3,028	13	4,282	3,687	11	6,583
Men's furnishings	9,834	161	41,663	1,539	19	5,353	2,595	23	10,985	755	9	3,720	1,460	7	5,586
Men's hats and caps	1,928	139	[illegible]	250	14	3,848	380	21	10,708	146	8	3,269	312	7	5,664
Boys' wear	1,229	44	12,093	142	6	1,345	636	7	4,089	(1)	1	(x)	(1)	4	(x)
Custom-made men's clothing	463	14	3,207	...	...	...	...	...	...	(1)	1	(x)	...	...	...
Women's, misses', juniors' coats and suits	470	12	6,609	...	...	...	(1)	2	(x)	...	...	...	(1)	1	(x)
Men's, boys' leather footwear	1,126	55	17,815	257	15	3,568	412	13	5,011	207	5	2,173	298	5	5,023
Women's, misses', juniors' leather footwear	(1)	2	(x)	...	...	...	(1)	1	(x)	...	...	...	...	...	...
Rubber footwear	29	20	2,228	(1)	4	(x)	66	11	4,575	(1)	1	(x)	(1)	1	(x)
Other sales	1,120	...	...	64	...	...	735	...	...	146	...	...	826	...	...
Not analyzing merchandise line sales	1,483	7	...	391	1	...	1,023	5	...	...	...	...	...	...	...
Small single unit stores	10,105	255	...	1,644	36	...	987	32	...	1,038	20	...	594	17	...

Kind of business and merchandise line	DAVENPORT, IOWA-ROCK ISLAND-MOLINE, ILL.: Merchandise line sales	Number	Total sales	DAYTON, OHIO: Merchandise line sales	Number	Total sales	DENVER, COLO.: Merchandise line sales	Number	Total sales	DETROIT, MICH.: Merchandise line sales	Number	Total sales	DULUTH, MINN.-SUPERIOR, WIS.: Merchandise line sales	Number	Total sales
Large stores and multiunits—															
Analyzing merchandise line sales, total	3,594	11	...	8,160	11	...	4,588	16	...	37,931	110	...	2,730	15	...
Men's ready-made clothing	1,775	11	3,594	4,020	11	8,160	3,401	16	4,588	[illegible]	110	37,931	1,321	15	2,730
Men's furnishings	820	8	2,671	1,699	10	8,073	761	10	2,802	6,427	85	32,060	814	13	2,616
Men's hats and caps	159	8	2,671	264	9	7,873	223	8	2,912	961	66	25,226	117	13	2,616
Boys' wear	(1)	2	(x)	(1)	2	(x)	(1)	2	(x)	304	31	7,308	147	7	1,531
Custom-made men's clothing	(1)	1	(x)	419	5	5,521	...	...	...	160	8	2,650	...	...	...
Women's, misses', juniors' coats and suits	...	...	...	(1)	1	(x)	...	...	...	721	19	13,997	(1)	1	(x)
Men's, boys' leather footwear	216	6	2,624	(1)	3	(x)	89	6	873	732	43	20,009	222	12	2,342
Women's, misses', juniors' leather footwear	...	...	...	(1)	1	(x)	...	...	...	(1)	2	(x)	...	...	...
Rubber footwear	...	...	...	(1)	1	(x)	...	...	...	32	5	945	35	8	1,375
Other sales	624	...	...	1,758	...	...	114	...	...	1,648	...	...	74	...	...
Not analyzing merchandise line sales	21	1	...	411	1	...	140	1	...	995	7	...	481	4	...
Small single unit stores	406	9	...	586	14	...	569	13	...	4,932	118	...	1,108	28	...

Kind of business and merchandise line	ERIE, PA.: Merchandise line sales	Number	Total sales	FLINT, MICH.: Merchandise line sales	Number	Total sales	FRESNO, CALIF.: Merchandise line sales	Number	Total sales	GRAND RAPIDS, MICH.: Merchandise line sales	Number	Total sales	HARRISBURG, PA.: Merchandise line sales	Number	Total sales
Large stores and multiunits—															
Analyzing merchandise line sales, total	4,798	14	...	3,769	12	...	2,089	10	...	4,125	20	...	4,719	19	...
Men's ready-made clothing	[illegible]	14	4,798	2,028	12	3,769	1,093	10	2,089	2,481	20	4,125	2,654	19	4,719
Men's furnishings	843	10	4,208	1,137	11	3,745	427	7	1,695	1,085	20	4,125	1,113	17	4,388
Men's hats and caps	105	9	4,069	133	9	3,427	87	6	1,594	145	11	2,869	132	14	3,759
Boys' wear	438	6	3,182	274	7	[illegible]	(1)	4	(x)	(1)	4	(x)	229	7	2,259
Custom-made men's clothing	(1)	2	(x)	(1)	1	(x)	...	...	...	(1)	2	(x)	(1)	2	(x)
Women's, misses', juniors' coats and suits	(1)	1	(x)	(1)	1	(x)	...	...	...	...	...	...	(1)	2	(x)
Men's, boys' leather footwear	223	8	3,436	67	5	755	240	7	1,718	147	6	1,089	182	9	2,648
Women's, misses', juniors' leather footwear	(1)	1	(x)	(1)	1	(x)	...	...	...	...	...	...	(1)	2	(x)
Rubber footwear	(1)	4	(x)	(1)	2	(x)	(1)	2	(x)	(1)	2	(x)	[illegible]	5	[illegible]
Other sales	493	...	...	130	...	...	242	...	...	267	...	...	[illegible]	...	...
Not analyzing merchandise line sales	...	...	...	116	1	...	...	...	...	58	1	...	...	...	...
Small single unit stores	357	10	...	384	8	...	630	15	...	546	13	...	520	18	...

See footnotes at end of table.

Table 19E.—MERCHANDISE LINE SALES OF LARGE STORES AND MULTIUNITS—APPAREL GROUP—KIND OF BUSINESS, FOR SELECTED STANDARD METROPOLITAN AREAS: 1948—Continued

[See text for explanatory material]

MEN'S, BOYS' CLOTHING STORES

Kind of business and merchandise line	HARTFORD, CONN. Merchandise line sales (Thousand dollars)	Stores reporting merchandise line: Number	Total sales (Thousand dollars)	HOUSTON, TEX. Merchandise line sales (Thousand dollars)	Number	Total sales (Thousand dollars)	HUNTINGTON, W.VA.-ASHLAND, KY. Merchandise line sales (Thousand dollars)	Number	Total sales (Thousand dollars)	JACKSONVILLE, FLA. Merchandise line sales (Thousand dollars)	Number	Total sales (Thousand dollars)	KANSAS CITY, MO. Merchandise line sales (Thousand dollars)	Number	Total sales (Thousand dollars)
Large stores and multiunits—															
Analyzing merchandise line sales, total	4,718	19	...	9,329	28	...	3,695	20	...	2,187	10	...	6,226	22	...
Men's ready-made clothing	3,366	19	4,718	5,289	28	9,329	1,871	20	3,695	1,334	10	2,187	4,186	22	6,226
Men's furnishings	756	16	3,553	2,001	19	7,303	1,082	19	3,614	485	8	1,578	1,396	16	4,775
Men's hats and caps	87	11	2,681	646	12	6,270	168	16	3,244	103	7	1,531	306	13	3,897
Boys' wear	(1)	4	(x)	(1)	4	(x)	137	6	1,137	(1)	1	(x)	(1)	4	(x)
Custom-made men's clothing	(1)	2	(x)	(1)	4	(x)	(1)	2	(x)	(1)	1	(x)	(1)	1	(x)
Women's, misses', juniors' coats and suits	(1)	1	(x)	(1)	2	(x)	(1)	2	(x)	(1)	1	(x)	(1)	1	(x)
Men's, boys' leather footwear	141	7	2,118	458	10	5,032	281	10	2,139	197	8	1,578	146	6	2,482
Women's, misses', juniors' leather footwear	...	...	...	...	...	...	(1)	2	(x)	...	...	...	...	...	...
Rubber footwear	(1)	3	(x)	(1)	1	(x)	(1)	3	(x)	...	...	...	(1)	2	(x)
Other sales	368	...	...	935	...	...	156	...	...	68	...	...	192	...	...
Not analyzing merchandise line sales	42	1	...	131	1	...	...	...	...	...	...	...	189	1	...
Small single unit stores	1,001	30	...	762	14	...	492	12	...	511	12	...	1,251	41	...

Kind of business and merchandise line	KNOXVILLE, TENN. Merchandise line sales	Number	Total sales	LANCASTER, PA. Merchandise line sales	Number	Total sales	LOS ANGELES, CALIF. Merchandise line sales	Number	Total sales	LOUISVILLE, KY. Merchandise line sales	Number	Total sales	MEMPHIS, TENN. Merchandise line sales	Number	Total sales
Large stores and multiunits—															
Analyzing merchandise line sales, total	1,735	10	...	2,001	10	...	37,627	188	...	9,874	22	...	4,382	14	...
Men's ready-made clothing	1,377	10	1,735	1,131	10	2,001	23,734	188	37,627	5,131	22	9,874	2,634	14	4,382
Men's furnishings	214	6	718	507	8	1,787	7,691	129	29,261	2,257	15	9,102	855	9	3,642
Men's hats and caps	31	5	612	46	7	1,690	1,000	109	27,727	503	15	8,731	205	9	3,642
Boys' wear	(1)	2	(x)	97	6	1,231	926	31	6,041	(1)	4	(x)	(1)	2	(x)
Custom-made men's clothing	...	...	...	(1)	3	(x)	208	14	1,597	(1)	3	(x)	...	...	...
Women's, misses', juniors' coats and suits	...	...	...	...	...	...	1,264	23	14,726	(1)	1	(x)	(1)	2	(x)
Men's, boys' leather footwear	(1)	3	(x)	178	6	1,531	1,406	70	21,486	599	9	7,815	(1)	3	(x)
Women's, misses', juniors' leather footwear	...	...	...	...	...	...	(1)	3	(x)	...	...	...	...	...	...
Rubber footwear	...	...	...	(1)	2	(x)	22	9	1,524	(1)	1	(x)	...	...	...
Other sales	113	...	...	42	...	...	1,376	...	...	1,384	...	...	688	...	...
Not analyzing merchandise line sales	...	...	...	114	1	...	104	1	...	...	...	...	...	...	...
Small single unit stores	422	9	...	161	6	...	9,873	275	...	801	17	...	474	11	...

Kind of business and merchandise line	MIAMI, FLA. Merchandise line sales	Number	Total sales	MILWAUKEE, WIS. Merchandise line sales	Number	Total sales	MINNEAPOLIS-ST. PAUL, MINN. Merchandise line sales	Number	Total sales	MOBILE, ALA. Merchandise line sales	Number	Total sales	NASHVILLE, TENN. Merchandise line sales	Number	Total sales
Large stores and multiunits															
Analyzing merchandise line sales, total	4,236	29	...	12,765	53	...	16,072	48	...	2,761	13	...	3,453	10	...
Men's ready-made clothing	3,196	29	4,236	7,957	53	12,765	10,464	48	16,072	1,798	13	2,761	2,060	10	3,453
Men's furnishings	783	15	2,703	3,045	48	11,809	2,681	38	13,872	562	8	1,824	1,011	9	3,324
Men's hats and caps	70	10	2,224	415	39	9,817	459	29	11,506	121	9	1,927	207	8	2,960
Boys' wear	(1)	1	(x)	382	13	4,053	684	10	4,754	(1)	1	(x)	(1)	2	(x)
Custom-made men's clothing	(1)	1	(x)	503	7	2,935	312	7	4,047	(1)	1	(x)	(1)	1	(x)
Women's, misses', juniors' coats and suits	...	...	...	(1)	2	(x)	(1)	2	(x)	(1)	1	(x)	...	...	...
Men's, boys' leather footwear	74	5	1,113	219	18	3,501	821	23	9,964	(1)	2	(x)	133	5	2,586
Women's, misses', juniors' leather footwear	...	...	...	...	...	...	(1)	1	(x)	...	...	...	...	...	...
Rubber footwear	(1)	2	(x)	54	6	907	37	7	822	(1)	1	(x)	(1)	1	(x)
Other sales	113	...	...	190	...	...	614	...	...	280	...	...	42	...	...
Not analyzing merchandise line sales	668	4	...	...	...	...	[illegible]	[illegible]	...	[illegible]	1	...	...	...	...
Small single unit stores	2,011	55	...	2,020	46	...	1,633	48	...	364	10	...	236	6	...

Kind of business and merchandise line	NEW HAVEN, CONN. Merchandise line sales	Number	Total sales	NEW ORLEANS, LA. Merchandise line sales	Number	Total sales	NEW YORK-NORTHEASTERN NEW JERSEY Merchandise line sales	Number	Total sales	NORFOLK-PORTSMOUTH, VA. Merchandise line sales	Number	Total sales	OKLAHOMA CITY, OKLA. Merchandise line sales	Number	Total sales
Large stores and multiunits															
Analyzing merchandise line sales, total	4,889	22	...	6,717	19	...	189,735	599	...	5,729	31	...	4,134	18	...
Men's ready-made clothing	2,784	22	4,889	4,190	19	6,717	143,660	599	189,735	3,798	31	5,729	2,558	18	4,134
Men's furnishings	1,430	13	3,802	1,411	14	4,995	29,944	300	124,778	1,276	25	4,495	788	13	3,193
Men's hats and caps	74	7	2,718	273	10	3,961	2,787	151	71,594	215	22	3,700	243	13	3,670
Boys' wear	241	5	1,336	179	5	1,283	7,164	129	65,036	72	5	1,329	(1)	3	(x)
Custom-made men's clothing	(1)	1	(x)	(1)	2	(x)	847	14	8,939	(1)	4	(x)	(1)	2	(x)
Women's, misses', juniors' coats and suits	(1)	4	(x)	...	...	...	929	18	7,271	...	...	...	(1)	1	(x)
Men's, boys' leather footwear	(1)	3	(x)	256	7	2,850	2,837	85	51,762	161	11	1,708	221	7	2,586
Women's, misses', juniors' leather footwear	...	...	...	...	...	...	(1)	4	(x)	...	...	...	...	...	...
Rubber footwear	...	...	...	(1)	2	(x)	151	35	4,994	10	5	478	...	...	...
Other sales	360	...	...	408	...	...	1,416	...	...	197	...	...	324	...	...
Not analyzing merchandise line sales	453	2	...	...	...	...	3,277	23	...	...	...	...	...	...	...
Small single unit stores	936	30	...	1,273	36	...	37,959	1,023	...	1,751	44	...	413	7	...

Kind of business and merchandise line	OMAHA, NEBR. Merchandise line sales	Number	Total sales	PEORIA, ILL. Merchandise line sales	Number	Total sales	PHILADELPHIA, PA. Merchandise line sales	Number	Total sales	PITTSBURGH, PA. Merchandise line sales	Number	Total sales	PORTLAND, OREG. Merchandise line sales	Number	Total sales
Large stores and multiunits															
Analyzing merchandise line sales, total	[illegible]	11	...	3,173	11	...	36,583	136	...	13,362	65	...	8,543	26	...
Men's ready-made clothing	[illegible]	11	[illegible]	1,721	11	3,173	26,968	136	36,583	9,673	65	13,362	6,232	26	8,543
Men's furnishings	574	7	[illegible]	716	9	2,836	6,231	78	26,530	2,445	50	10,295	1,323	17	4,048
Men's hats and caps	91	[illegible]	1,875	112	4	2,672	517	49	14,874	403	39	7,701	317	16	5,605
Boys' wear	[illegible]	[illegible]	(x)	(1)	1	(x)	1,434	47	11,571	366	26	4,198	(1)	4	(x)
Custom-made men's clothing	...	...	...	...	...	...	(1)	4	(x)	61	7	1,051	(1)	1	(x)
Women's, misses', juniors' coats and suits	(1)	[illegible]	(x)	(1)	2	(x)	195	[illegible]	[illegible]	[illegible]	5	[illegible]	(1)	[illegible]	(x)
Men's, boys' leather footwear	[illegible]	[illegible]	(x)	128	5	2,297	[illegible]	[illegible]	9,710	221	11	2,336	216	10	3,225
Women's, misses', juniors' leather footwear	...	...	...	(1)	1	(x)	(1)	1	(x)	...	...	...	(1)	2	(x)
Rubber footwear	(1)	[illegible]	(x)	(1)	1	(x)	29	8	901	(1)	4	(x)	(1)	3	(x)
Other sales	[illegible]	...	...	[illegible]	...	...	639	...	...	103	...	...	455	...	...
Not analyzing merchandise line sales	...	...	...	...	...	...	[illegible]	[illegible]	...	[illegible]	8	...	...	...	...
Small single unit stores	[illegible]	[illegible]	...	[illegible]	4	...	[illegible]	230	...	9,167	228	...	898	28	...

Table 19E.—MERCHANDISE LINE SALES OF LARGE STORES AND MULTIUNITS—APPAREL GROUP—KIND OF BUSINESS, FOR SELECTED STANDARD METROPOLITAN AREAS: 1948—Continued

[See text for explanatory material]

Kind of business and merchandise line	Merchandise line sales (Thousand dollars)	Stores reporting merchandise line: Number	Stores reporting merchandise line: Total sales (Thousand dollars)
MEN'S, BOYS' CLOTHING STORES			
	PROVIDENCE, R.I.		
Large stores and multiunits—			
Analyzing merchandise line sales, total	5,427	24	...
Men's ready-made clothing	4,351	24	5,427
Men's furnishings	691	13	3,114
Men's hats and caps	94	6	1,220
Boys' wear	103	5	2,619
Custom-made men's clothing	(1)	2	(x)
Women's, misses', juniors' coats and suits	(1)	1	(x)
Men's, boys' leather footwear	(1)	2	(x)
Women's, misses', juniors' leather footwear	(1)	1	(x)
Rubber footwear	(1)	2	(x)
Other sales	188	...	...
Not analyzing merchandise line sales	...	...	...
Small single unit stores	2,025	61	...
	READING, PA.		
Large stores and multiunits—			
Analyzing merchandise line sales, total	2,146	12	...
Men's ready-made clothing	1,262	12	2,146
Men's furnishings	602	11	1,948
Men's hats and caps	46	6	1,254
Boys' wear	(1)	4	(x)
Custom-made men's clothing	(1)	2	(x)
Women's, misses', juniors' coats and suits	...	...	...
Men's, boys' leather footwear	(1)	3	(x)
Women's, misses', juniors' leather footwear	...	...	...
Rubber footwear	(1)	3	(x)
Other sales	236	...	...
Not analyzing merchandise line sales	112	1	...
Small single unit stores	502	12	...
	RICHMOND, VA.		
Large stores and multiunits—			
Analyzing merchandise line sales, total	3,127	14	...
Men's ready-made clothing	2,564	14	3,127
Men's furnishings	340	10	1,376
Men's hats and caps	61	9	1,220
Boys' wear	(1)	1	(x)
Custom-made men's clothing	(1)	1	(x)
Women's, misses', juniors' coats and suits	(1)	1	(x)
Men's, boys' leather footwear	65	7	891
Women's, misses', juniors' leather footwear	...	...	...
Rubber footwear	(1)	4	(x)
Other sales	88	...	...
Not analyzing merchandise line sales	...	...	...
Small single unit stores	862	22	...
	SACRAMENTO, CALIF.		
Large stores and multiunits—			
Analyzing merchandise line sales, total	3,576	14	...
Men's ready-made clothing	2,073	14	3,576
Men's furnishings	898	13	3,402
Men's hats and caps	162	13	3,394
Boys' wear	(1)	1	(x)
Custom-made men's clothing	...	...	...
Women's, misses', juniors' coats and suits	(1)	2	(x)
Men's, boys' leather footwear	159	7	2,038
Women's, misses', juniors' leather footwear	...	...	...
Rubber footwear	(1)	1	(x)
Other sales	284	...	...
Not analyzing merchandise line sales	...	...	...
Small single unit stores	803	20	...
	ST. LOUIS, MO.		
Large stores and multiunits—			
Analyzing merchandise line sales, total	15,049	44	...
Men's ready-made clothing	9,643	44	15,049
Men's furnishings	3,240	39	13,838
Men's hats and caps	499	36	12,189
Boys' wear	663	12	5,244
Custom-made men's clothing	(1)	3	(x)
Women's, misses', juniors' coats and suits	(1)	2	(x)
Men's, boys' leather footwear	603	22	9,616
Women's, misses', juniors' leather footwear	(1)	3	(x)
Rubber footwear	46	7	3,158
Other sales	355	...	...
Not analyzing merchandise line sales	177	3	...
Small single unit stores	2,500	66	...
	SALT LAKE CITY, UTAH		
Large stores and multiunits—			
Analyzing merchandise line sales, total	3,451	14	...
Men's ready-made clothing	2,432	14	3,451
Men's furnishings	547	9	2,736
Men's hats and caps	77	7	2,540
Boys' wear	...	...	...
Custom-made men's clothing	...	...	...
Women's, misses', juniors' coats and suits	(1)	1	(x)
Men's, boys' leather footwear	(1)	4	(x)
Women's, misses', juniors' leather footwear	...	...	...
Rubber footwear	(1)	2	(x)
Other sales	395	...	...
Not analyzing merchandise line sales	33	1	...
Small single unit stores	610	14	...
	SAN ANTONIO, TEX.		
Large stores and multiunits—			
Analyzing merchandise line sales, total	6,062	18	...
Men's ready-made clothing	3,435	18	6,065
Men's furnishings	1,439	13	4,913
Men's hats and caps	330	11	4,755
Boys' wear	(1)	2	(x)
Custom-made men's clothing	...	...	...
Women's, misses', juniors' coats and suits	(1)	1	(x)
Men's, boys' leather footwear	249	6	3,737
Women's, misses', juniors' leather footwear	(1)	1	(x)
Rubber footwear	(1)	1	(x)
Other sales	562	...	...
Not analyzing merchandise line sales	609	2	...
Small single unit stores	392	15	...
	SAN DIEGO, CALIF.		
Large stores and multiunits—			
Analyzing merchandise line sales, total	3,719	21	...
Men's ready-made clothing	2,133	21	3,719
Men's furnishings	867	17	3,128
Men's hats and caps	71	8	2,055
Boys' wear	81	5	727
Custom-made men's clothing	110	5	440
Women's, misses', juniors' coats and suits	(1)	2	(x)
Men's, boys' leather footwear	161	8	1,685
Women's, misses', juniors' leather footwear	92	5	498
Rubber footwear	(1)	4	(x)
Other sales	264	...	...
Not analyzing merchandise line sales	...	...	...
Small single unit stores	1,258	32	...
	SAN FRANCISCO-OAKLAND, CALIF.		
Large stores and multiunits—			
Analyzing merchandise line sales, total	33,649	107	...
Men's ready-made clothing	18,892	107	33,649
Men's furnishings	8,604	90	30,673
Men's hats and caps	1,698	79	28,444
Boys' wear	1,290	26	9,568
Custom-made men's clothing	371	10	2,753
Women's, misses', juniors' coats and suits	337	5	4,247
Men's, boys' leather footwear	1,670	53	24,484
Women's, misses', juniors' leather footwear	(1)	1	(x)
Rubber footwear	45	10	2,066
Other sales	742	...	...
Not analyzing merchandise line sales	1,141	7	...
Small single unit stores	5,162	132	...
	SAN JOSE, CALIF.		
Large stores and multiunits—			
Analyzing merchandise line sales, total	2,331	11	...
Men's ready-made clothing	1,352	11	2,331
Men's furnishings	632	11	2,331
Men's hats and caps	139	10	2,225
Boys' wear	(1)	2	(x)
Custom-made men's clothing	...	...	...
Women's, misses', juniors' coats and suits	(1)	1	(x)
Men's, boys' leather footwear	135	5	1,232
Women's, misses', juniors' leather footwear	...	...	...
Rubber footwear	(1)	1	(x)
Other sales	73	...	...
Not analyzing merchandise line sales	...	...	...
Small single unit stores	781	21	...
	SEATTLE, WASH.		
Large stores and multiunits—			
Analyzing merchandise line sales, total	7,453	31	...
Men's ready-made clothing	5,281	31	7,453
Men's furnishings	1,180	24	5,310
Men's hats and caps	418	21	6,143
Boys' wear	181	7	468
Custom-made men's clothing	(1)	1	(x)
Women's, misses', juniors' coats and suits	(1)	1	(x)
Men's, boys' leather footwear	190	9	3,412
Women's, misses', juniors' leather footwear	(1)	2	(x)
Rubber footwear	(1)	3	(x)
Other sales	203	...	...
Not analyzing merchandise line sales	241	1	...
Small single unit stores	1,986	50	...
	SPRINGFIELD-HOLYOKE, MASS.		
Large stores and multiunits—			
Analyzing merchandise line sales, total	4,697	22	...
Men's ready-made clothing	3,239	22	4,697
Men's furnishings	597	12	2,923
Men's hats and caps	128	6	2,325
Boys' wear	210	5	2,600
Custom-made men's clothing	(1)	2	(x)
Women's, misses', juniors' coats and suits	(1)	4	(x)
Men's, boys' leather footwear	173	6	2,282
Women's, misses', juniors' leather footwear	...	...	...
Rubber footwear	(1)	4	(x)
Other sales	350	...	...
Not analyzing merchandise line sales	...	...	...
Small single unit stores	1,538	34	...
	TACOMA, WASH.		
Large stores and multiunits—			
Analyzing merchandise line sales, total	2,562	10	...
Men's ready-made clothing	1,579	10	2,562
Men's furnishings	563	9	2,095
Men's hats and caps	169	8	1,984
Boys' wear	(1)	2	(x)
Custom-made men's clothing	...	...	...
Women's, misses', juniors' coats and suits	(1)	1	(x)
Men's, boys' leather footwear	129	3	(x)
Women's, misses', juniors' leather footwear	...	...	...
Rubber footwear	...	...	...
Other sales	251	...	...
Not analyzing merchandise line sales	129	1	...
Small single unit stores	615	17	...
	TAMPA-ST. PETERSBURG, FLA.		
Large stores and multiunits—			
Analyzing merchandise line sales, total	2,935	15	...
Men's ready-made clothing	1,767	15	2,935
Men's furnishings	581	11	2,291
Men's hats and caps	61	11	2,291
Boys' wear	(1)	2	(x)
Custom-made men's clothing	(1)	4	(x)
Women's, misses', juniors' coats and suits	...	...	...
Men's, boys' leather footwear	129	8	1,926
Women's, misses', juniors' leather footwear	(1)	2	(x)
Rubber footwear	...	...	...
Other sales	397	...	...
Not analyzing merchandise line sales	...	...	...
Small single unit stores	544	15	...
	TOLEDO, OHIO		
Large stores and multiunits—			
Analyzing merchandise line sales, total	7,287	16	...
Men's ready-made clothing	3,892	16	7,287
Men's furnishings	1,798	13	6,775
Men's hats and caps	275	10	6,190
Boys' wear	745	5	4,535
Custom-made men's clothing	...	...	...
Women's, misses', juniors' coats and suits	(1)	1	(x)
Men's, boys' leather footwear	420	7	4,505
Women's, misses', juniors' leather footwear	...	...	...
Rubber footwear	(1)	4	(x)
Other sales	157	...	...
Not analyzing merchandise line sales	...	...	...
Small single unit stores	503	10	...
	TRENTON, N.J.		
Large stores and multiunits—			
Analyzing merchandise line sales, total	3,271	20	...
Men's ready-made clothing	1,879	20	3,371
Men's furnishings	556	15	2,775
Men's hats and caps	80	8	1,612
Boys' wear	514	5	1,412
Custom-made men's clothing	(1)	2	(x)
Women's, misses', juniors' coats and suits	(1)	1	(x)
Men's, boys' leather footwear	(1)	3	(x)
Women's, misses', juniors' leather footwear	(1)	1	(x)
Rubber footwear	(1)	4	(x)
Other sales	342	...	...
Not analyzing merchandise line sales	143	2	...
Small single unit stores	1,101	23	...
	UTICA-ROME, N.Y.		
Large stores and multiunits—			
Analyzing merchandise line sales, total	3,185	19	...
Men's ready-made clothing	2,037	19	3,185
Men's furnishings	780	15	2,616
Men's hats and caps	76	9	2,066
Boys' wear	157	7	1,670
Custom-made men's clothing	...	...	...
Women's, misses', juniors' coats and suits	...	...	...
Men's, boys' leather footwear	102	7	1,311
Women's, misses', juniors' leather footwear	...	...	...
Rubber footwear	(1)	4	(x)
Other sales	33	...	...
Not analyzing merchandise line sales	...	...	...
Small single unit stores	1,846	41	...
	WASHINGTON, D.C.		
Large stores and multiunits—			
Analyzing merchandise line sales, total	16,392	73	...
Men's ready-made clothing	10,375	73	16,392
Men's furnishings	4,006	57	13,742
Men's hats and caps	618	39	9,984
Boys' wear	(1)	4	(x)
Custom-made men's clothing	169	8	1,111
Women's, misses', juniors' coats and suits	151	5	2,164
Men's, boys' leather footwear	508	23	7,102
Women's, misses', juniors' leather footwear	(1)	2	(x)
Rubber footwear	(1)	4	(x)
Other sales	565	...	...
Not analyzing merchandise line sales	169	1	...
Small single unit stores	2,879	60	...
	WHEELING, W.VA.-STEUBENVILLE, OHIO		
Large stores and multiunits—			
Analyzing merchandise line sales, total	3,447	17	...
Men's ready-made clothing	2,391	17	3,447
Men's furnishings	813	14	3,074
Men's hats and caps	92	9	1,380
Boys' wear	(1)	4	(x)
Custom-made men's clothing	...	...	...
Women's, misses', juniors' coats and suits	...	...	...
Men's, boys' leather footwear	(1)	4	(x)
Women's, misses', juniors' leather footwear	...	...	...
Rubber footwear	(1)	1	(x)
Other sales	151	...	...
Not analyzing merchandise line sales	247	4	...
Small single unit stores	1,103	28	...
	WICHITA, KANS.		
Large stores and multiunits—			
Analyzing merchandise line sales, total	2,611	11	...
Men's ready-made clothing	1,629	11	2,611
Men's furnishings	551	9	2,240
Men's hats and caps	122	9	2,240
Boys' wear	(1)	4	(x)
Custom-made men's clothing	...	...	...
Women's, misses', juniors' coats and suits	(1)	1	(x)
Men's, boys' leather footwear	111	5	1,491
Women's, misses', juniors' leather footwear	...	...	...
Rubber footwear	(1)	1	(x)
Other sales	198	...	...
Not analyzing merchandise line sales	...	...	...
Small single unit stores	218	4	...
	WILKES-BARRE-HAZLETON, PA.		
Large stores and multiunits—			
Analyzing merchandise line sales, total	2,570	20	...
Men's ready-made clothing	1,679	20	2,570
Men's furnishings	437	17	2,186
Men's hats and caps	93	12	1,608
Boys' wear	54	5	586
Custom-made men's clothing	...	...	...
Women's, misses', juniors' coats and suits	(1)	1	(x)
Men's, boys' leather footwear	142	6	818
Women's, misses', juniors' leather footwear	...	...	...
Rubber footwear	27	5	667
Other sales	138	...	...
Not analyzing merchandise line sales	...	...	...
Small single unit stores	1,413	33	...
	WILMINGTON, DEL.		
Large stores and multiunits—			
Analyzing merchandise line sales, total	2,481	14	...
Men's ready-made clothing	1,333	14	2,481
Men's furnishings	872	12	2,210
Men's hats and caps	103	7	1,626
Boys' wear	(1)	4	(x)
Custom-made men's clothing	(1)	1	(x)
Women's, misses', juniors' coats and suits	...	...	...
Men's, boys' leather footwear	(1)	3	(x)
Women's, misses', juniors' leather footwear	...	...	...
Rubber footwear	(1)	1	(x)
Other sales	173	...	...
Not analyzing merchandise line sales	266	2	...
Small single unit stores	1,008	23	...
	WORCESTER, MASS.		
Large stores and multiunits—			
Analyzing merchandise line sales, total	3,869	13	...
Men's ready-made clothing	2,263	13	3,869
Men's furnishings	949	10	3,477
Men's hats and caps	98	6	2,645
Boys' wear	(1)	3	(x)
Custom-made men's clothing	(1)	1	(x)
Women's, misses', juniors' coats and suits	...	...	...
Men's, boys' leather footwear	(1)	2	(x)
Women's, misses', juniors' leather footwear	...	...	...
Rubber footwear	(1)	2	(x)
Other sales	559	...	...
Not analyzing merchandise line sales	...	...	...
Small single unit stores	597	16	...
	YORK, PA.		
Large stores and multiunits—			
Analyzing merchandise line sales, total	2,667	12	...
Men's ready-made clothing	1,497	12	2,667
Men's furnishings	787	11	2,518
Men's hats and caps	82	10	2,496
Boys' wear	168	6	1,335
Custom-made men's clothing	(1)	1	(x)
Women's, misses', juniors' coats and suits	(1)	1	(x)
Men's, boys' leather footwear	(1)	4	(x)
Women's, misses', juniors' leather footwear	...	...	...
Rubber footwear	(1)	1	(x)
Other sales	133	...	...
Not analyzing merchandise line sales	238	2	...
Small single unit stores	719	22	...
	YOUNGSTOWN, OHIO		
Large stores and multiunits—			
Analyzing merchandise line sales, total	3,994	19	...
Men's ready-made clothing	2,654	19	3,994
Men's furnishings	936	15	3,452
Men's hats and caps	125	12	2,368
Boys' wear	177	9	1,835
Custom-made men's clothing	(1)	1	(x)
Women's, misses', juniors' coats and suits	(1)	1	(x)
Men's, boys' leather footwear	(1)	4	(x)
Women's, misses', juniors' leather footwear	(1)	1	(x)
Rubber footwear	(1)	1	(x)
Other sales	102	...	...
Not analyzing merchandise line sales	353	3	...
Small single unit stores	1,550	34	...

See footnotes at end of table.

Table 19E.—MERCHANDISE LINE SALES OF LARGE STORES AND MULTIUNITS—APPAREL GROUP—KIND OF BUSINESS, FOR SELECTED STANDARD METROPOLITAN AREAS: 1948—Continued

[See text for explanatory material]

Each city has three columns: Merchandise line sales (Thousand dollars); Stores reporting merchandise line: Number; Stores reporting merchandise line: Total sales (Thousand dollars).

MEN'S, BOYS' FURNISHINGS STORES

Kind of business and merchandise line	ALBANY-SCHENECTADY-TROY, N.Y. Sales	Number	Total sales	ALLENTOWN-BETHLEHEM-EASTON, PA. Sales	Number	Total sales	ATLANTA, GA. Sales	Number	Total sales	BOSTON, MASS. Sales	Number	Total sales	BUFFALO, N.Y. Sales	Number	Total sales
Large stores and multiunits															
Analyzing merchandise line sales, total	4,350	18	...	1,405	10	...	1,625	15	...	5,773	57	...	1,022	13	...
Men's furnishings	[illegible]	18	4,[illegible]	1,015	10	1,4[illegible]	1,137	15	1,6[illegible]	4,102	57	5,773	698	12	1,013
Men's ready made clothing	(1)	4	(x)	(1)	4	(x)	(1)	4	(x)	313	16	1,399	(1)	3	(x)
Men's hats and caps	[illegible]	14	3,928	4[illegible]	8	1,21[illegible]	345	10	1,009	946	41	3,362	187	9	698
Boys' wear	[illegible]	8	3,4[illegible]	(1)	3	(x)	(1)	1	(x)	93	5	964	32	6	475
Custom made men's clothing	...	...	...	...	...	...	(1)	2	(x)	...	...	...	...	...	...
Men's, boys' leather footwear	29[illegible]	[illegible]	3,212	(1)	4	(x)	(1)	2	(x)	146	14	1,581	(1)	4	(x)
Women's, misses', juniors' leather footwear	...	...	...	(1)	1	(x)	...	...	...	...	...	...	...	...	...
Rubber footwear	85	[illegible]	3,102	(1)	3	(x)	...	...	...	23	4	771	(1)	2	(x)
Other sales	1,663	...	...	345	...	...	143	...	...	150	...	...	105	...	...
Not analyzing merchandise line sales	...	...	...	...	...	...	...	...	...	117	1	...	...	...	...
Small single unit stores	912	36	...	326	11	...	347	11	...	5,006	149	...	1,644	53	...

Kind of business and merchandise line	CHICAGO, ILL. Sales	Number	Total sales	CINCINNATI, OHIO Sales	Number	Total sales	CLEVELAND, OHIO Sales	Number	Total sales	DETROIT, MICH. Sales	Number	Total sales	HARTFORD, CONN. Sales	Number	Total sales
Large stores and multiunits															
Analyzing merchandise line sales, total	22,920	180	...	1,731	22	...	3,952	33	...	11,606	98	...	1,003	11	...
Men's furnishings	15,863	172	22,583	1,057	22	1,731	2,877	33	3,9[illegible]	9,112	98	11,606	558	11	1,003
Men's ready made clothing	1,43[illegible]	2[illegible]	[illegible]	51	7	341	388	12	1,861	616	24	3,414	183	6	702
Men's hats and caps	2,411	134	1[illegible]	353	16	1,113	483	25	3,[illegible]	1,228	74	8,891	82	8	461
Boy's wear	[illegible]36	29	4,[illegible]	98	7	492	78	5	600	(1)	4	(x)	(1)	4	(x)
Custom made men's clothing	(1)	[illegible]	(x)	(1)	1	(x)	...	...	...	(1)	2	(x)	(1)	3	(x)
Men's, boys' leather footwear	[illegible]26	37	[illegible]	(1)	1	(x)	71	7	1,009	230	15	1,901	111	5	585
Women's, misses', juniors' leather footwear	(1)	[illegible]	(x)	(1)	1	(x)	...	...	...	(1)	3	(x)	...	...	...
Rubber footwear	35	15	1,447	(1)	1	(x)	(1)	4	(x)	34	9	1,036	(1)	3	(x)
Other sales	1,114	...	...	172	...	...	53	...	...	386	...	...	69	...	...
Not analyzing merchandise line sales	[illegible]43	4	...	...	...	...	...	...	...	88	1	...	...	...	...
Small single unit stores	13,878	375	...	1,469	39	...	3,616	105	...	4,688	131	...	769	24	...

Kind of business and merchandise line	INDIANAPOLIS, IND. Sales	Number	Total sales	KANSAS CITY, MO. Sales	Number	Total sales	LOS ANGELES, CALIF. Sales	Number	Total sales	LOUISVILLE, KY. Sales	Number	Total sales	MIAMI, FLA. Sales	Number	Total sales
Large stores and multiunits															
Analyzing merchandise line sales, total	1,195	10	...	1,417	15	...	9,133	77	...	1,540	12	...	3,006	22	...
Men's furnishings	612	9	1,169	926	15	1,417	5,951	77	9,133	971	12	1,540	2,652	20	2,926
Men's ready-made clothing	8	5	193	(1)	3	(x)	1,736	53	6,454	(1)	3	(x)	194	5	739
Men's hats and caps	555	9	1,044	259	9	790	727	47	6,193	263	9	1,124	92	5	567
Boys' wear	(1)	2	(x)	(1)	1	(x)	151	10	1,762	(1)	3	(x)	...	...	...
Custom made men's clothing	...	...	...	...	...	...	(1)	3	(x)	...	...	...	...	...	...
Men's, boys' leather footwear	(1)	2	(x)	(1)	2	(x)	391	29	4,316	(1)	3	(x)	(1)	3	(x)
Women's, misses', juniors' leather footwear	...	...	...	...	...	...	...	...	...	(1)	1	(x)	(1)	2	(x)
Rubber footwear	(1)	[illegible]	(x)	(1)	1	(x)	7	[illegible]	82[illegible]	...	...	...	...	...	...
Other sales	2[illegible]	...	...	232	...	...	170	...	...	306	...	...	68	...	...
Not analyzing merchandise line sales	...	...	...	...	...	...	113	1	...	...	...	...	5	1	...
Small single unit stores	[illegible]	11	...	691	26	...	7,068	231	...	734	21	...	2,135	52	...

Kind of business and merchandise line	MILWAUKEE, WIS. Sales	Number	Total sales	MINNEAPOLIS-ST. PAUL, MINN. Sales	Number	Total sales	NEW HAVEN, CONN. Sales	Number	Total sales	NEW ORLEANS, LA. Sales	Number	Total sales	NEW YORK-NORTHEASTERN NEW JERSEY Sales	Number	Total sales
Large stores and multiunits															
Analyzing merchandise line sales, total	1,951	17	...	1,938	21	...	1,248	11	...	2,271	17	...	66,483	489	...
Men's furnishings	962	16	1,941	1,075	21	1,938	843	10	1,218	1,488	17	2,271	51,695	461	64,972
Men's ready made clothing	386	7	1,119	193	6	854	(1)	4	(x)	(1)	2	(x)	4,030	76	12,693
Men's hats and caps	343	17	1,746	503	17	1,487	45	6	649	543	11	1,245	8,468	230	27,741
Boy's wear	(1)	4	(x)	(1)	1	(x)	(1)	2	(x)	...	...	...	778	40	5,131
Custom-made men's clothing	...	...	...	...	...	...	(1)	1	(x)	...	...	...	(1)	4	(x)
Men's, boys' leather footwear	124	9	1,[illegible]	1[illegible]3	5	583	(1)	2	(x)	(1)	2	(x)	684	53	7,250
Women's, misses', juniors' leather footwear	...	...	...	(1)	1	(x)	...	...	...	...	...	...	(1)	3	(x)
Rubber footwear	1[illegible]	[illegible]	1,[illegible]	(1)	3	(x)	(1)	2	(x)	(1)	1	(x)	123	31	4,603
Other sales	10[illegible]	...	...	44	...	...	360	...	...	240	...	...	705	...	...
Not analyzing merchandise line sales	...	...	...	...	...	...	...	...	...	...	...	...	572	4	...
Small single unit stores	961	28	...	1,475	34	...	623	20	...	150	7	...	45,378	1,338	...

Kind of business and merchandise line	PHILADELPHIA, PA. Sales	Number	Total sales	PITTSBURGH, PA. Sales	Number	Total sales	PORTLAND, OREG. Sales	Number	Total sales	PROVIDENCE, R.I. Sales	Number	Total sales	ST. LOUIS, MO. Sales	Number	Total sales
Large stores and multiunits															
Analyzing merchandise line sales, total	[illegible]	[illegible]	...	[illegible]	[illegible]	...	1,149	11	...	2,648	20	...	4,100	29	...
Men's furnishings	[illegible]	[illegible]	[illegible]	[illegible]	57	5,863	693	11	1,149	1,876	20	2,648	2,658	27	3,857
Men's ready made clothing	[illegible]	[illegible]	[illegible]	785	16	2,278	226	6	728	327	8	1,380	499	11	1,665
Men's hats and caps	[illegible]	[illegible]	[illegible]	526	33	3,557	94	[illegible]	753	243	11	1,706	455	15	2,076
Boys' wear	133	1[illegible]	[illegible]	192	18	1,807	...	...	...	(1)	1	(x)	124	7	972
Custom made men's clothing	...	...	...	(1)	3	(x)	(1)	2	(x)	(1)	1	(x)	...	...	...
Men's, boys' leather footwear	122	16	1,[illegible]	308	18	1,853	96	6	540	63	7	1,292	155	10	1,388
Women's, misses', juniors' leather footwear	(1)	[illegible]	(x)	(1)	1	(x)	(1)	1	(x)	(1)	2	(x)	...	...	...
Rubber footwear	[illegible]	10	8,[illegible]	39	13	1,261	(1)	3	(x)	16	5	1,004	(1)	2	(x)
Other sales	[illegible]	...	...	[illegible]	...	...	90	...	...	123	...	...	209	...	...
Not analyzing merchandise line sales	[illegible]	1[illegible]	...	...	...	...	...	...	...	[illegible]	2	...	240	2	...
Small single unit stores	[illegible]	[illegible]	...	[illegible]	[illegible]	...	49	[illegible]	...	[illegible]	28	...	1,892	57	...

Table 19E.—MERCHANDISE LINE SALES OF LARGE STORES AND MULTIUNITS—APPAREL GROUP—KIND OF BUSINESS, FOR SELECTED STANDARD METROPOLITAN AREAS: 1948—Continued

[See text for explanatory material]

Kind of business and merchandise line	Merchandise line sales (Thousand dollars)	Stores reporting merchandise line: Number	Stores reporting merchandise line: Total sales (Thousand dollars)
SAN FRANCISCO-OAKLAND, CALIF.			
MEN'S, BOYS' FURNISHINGS STORES			
Large stores and multiunits—			
Analyzing merchandise line sales, total	3,952	34	...
Men's furnishings	2,201	29	3,479
Men's ready-made clothing	562	13	1,963
Men's hats and caps	662	26	2,877
Boys' wear	141	6	912
Custom-made men's clothing	(1)	1	(x)
Men's, boys' leather footwear	206	12	1,790
Women's, misses', juniors' leather footwear	(1)	1	(x)
Rubber footwear	(1)	1	(x)
Other sales	180	...	...
Not analyzing merchandise line sales	291	1	...
Small single unit stores	3,862	114	...
SEATTLE, WASH.			
Large stores and multiunits—			
Analyzing merchandise line sales, total	1,931	15	...
Men's furnishings	1,325	14	1,864
Men's ready-made clothing	157	9	752
Men's hats and caps	237	14	1,553
Boys' wear	(1)	2	(x)
Custom-made men's clothing	...	...	...
Men's, boys' leather footwear	70	7	502
Women's, misses', juniors' leather footwear	...	...	...
Rubber footwear	16	7	579
Other sales	126	...	...
Not analyzing merchandise line sales	...	...	...
Small single unit stores	588	20	...
SYRACUSE, N.Y.			
Large stores and multiunits—			
Analyzing merchandise line sales, total	962	11	...
Men's furnishings	714	11	962
Men's ready-made clothing	...	...	...
Men's hats and caps	136	5	611
Boys' wear	...	...	...
Custom-made men's clothing	...	...	...
Men's, boys' leather footwear	(1)	3	(x)
Women's, misses', juniors' leather footwear	...	...	...
Rubber footwear	(1)	3	(x)
Other sales	112	...	...
Not analyzing merchandise line sales	...	...	...
Small single unit stores	543	19	...
WASHINGTON, D.C.			
Large stores and multiunits—			
Analyzing merchandise line sales, total	3,193	28	...
Men's furnishings	2,344	28	3,193
Men's ready-made clothing	361	9	1,277
Men's hats and caps	324	15	1,186
Boys' wear	...	...	...
Custom-made men's clothing	...	...	...
Men's, boys' leather footwear	(1)	1	(x)
Women's, misses', juniors' leather footwear	...	...	...
Rubber footwear	...	...	...
Other sales	164	...	...
Not analyzing merchandise line sales	968	4	...
Small single unit stores	1,809	52	...
WILKES-BARRE-HAZLETON, PA.			
Large stores and multiunits—			
Analyzing merchandise line sales, total	1,012	10	...
Men's furnishings	761	10	1,012
Men's ready-made clothing	(1)	2	(x)
Men's hats and caps	88	7	765
Boys' wear	(1)	1	(x)
Custom-made men's clothing	...	...	...
Men's, boys' leather footwear	(1)	4	(x)
Women's, misses', juniors' leather footwear	(1)	1	(x)
Rubber footwear	(1)	3	(x)
Other sales	163	...	...
Not analyzing merchandise line sales	...	...	...
Small single unit stores	1,021	36	...
YOUNGSTOWN, OHIO			
Large stores and multiunits—			
Analyzing merchandise line sales, total	2,364	12	...
Men's furnishings	1,063	12	2,364
Men's ready-made clothing	539	7	1,795
Men's hats and caps	102	8	2,073
Boy's wear	347	7	2,001
Custom-made men's clothing	...	...	...
Men's, boys' leather footwear	179	5	1,500
Women's, misses', juniors' leather footwear	(1)	2	(x)
Rubber footwear	(1)	3	(x)
Other sales	134	...	...
Not analyzing merchandise line sales	120	3	...
Small single unit stores	1,245	32	...

See footnotes at end of table.

Table 19E.—MERCHANDISE LINE SALES OF LARGE STORES AND MULTIUNITS—APPAREL GROUP—KIND OF BUSINESS, FOR SELECTED STANDARD METROPOLITAN AREAS. 1948—Continued

[See text for explanatory material]

Kind of business and merchandise line	Merchandise line sales (Thousand dollars)	Stores reporting merchandise line: Number	Stores reporting merchandise line: Total sales (Thousand dollars)	Merchandise line sales (Thousand dollars)	Stores reporting merchandise line: Number	Stores reporting merchandise line: Total sales (Thousand dollars)	Merchandise line sales (Thousand dollars)	Stores reporting merchandise line: Number	Stores reporting merchandise line: Total sales (Thousand dollars)	Merchandise line sales (Thousand dollars)	Stores reporting merchandise line: Number	Stores reporting merchandise line: Total sales (Thousand dollars)	Merchandise line sales (Thousand dollars)	Stores reporting merchandise line: Number	Stores reporting merchandise line: Total sales (Thousand dollars)
	AKRON, OHIO			ALBANY-SCHENECTADY-TROY, N.Y.			ATLANTA, GA.			BALTIMORE, MD.			BIRMINGHAM, ALA.		
FAMILY CLOTHING STORES															
Large stores and multiunits															
Analyzing merchandise line sales, total	[illegible]	10	...	[illegible]	18	...	[illegible]	21	...	9,402	31	...	12,888	32	...
Men's ready made clothing	[illegible]	[illegible]	[illegible]	[illegible]	17	[illegible]	[illegible]	22	9,426	2,675	32	8,511	2,449	30	12,684
Men's furnishings	[illegible]	7	2,869	[illegible]	12	4,072	902	21	8,883	1,299	25	7,788	1,011	27	11,741
Men's hats and caps	[illegible]	[illegible]	2,869	[illegible]	10	[illegible]	224	18	7,910	418	19	7,113	163	21	7,198
Boys' wear	[illegible]	8	[illegible]	223	14	4,566	503	22	4,579	439	24	7,433	635	28	12,263
Custom made men's clothing	[illegible]	1	x	(1)	1	(x)	...	...	...	1	3	(x)	(1)	1	(x)
Women's, misses', juniors' coats and suits	[illegible]	10	[illegible]	[illegible]	18	[illegible]	1,947	22	9,532	1,105	31	9,117	1,744	30	12,586
Women's, misses', juniors' dresses	[illegible]	10	[illegible]	[illegible]	[illegible]	5,316	1,288	22	9,560	857	27	8,019	1,467	30	12,572
Housedresses and uniforms	[illegible]	[illegible]	[illegible]	[illegible]	7	[illegible]	45	12	2,155	92	10	3,506	801	18	9,966
Custom made women's apparel	...	...	...	(1)	1	(x)	(1)	1	(x)	...	...	...	(1)	2	(x)
Fur garments and furs	(1)	[illegible]	x	[illegible]	9	2,199	81	5	5,484	20	8	3,259	55	7	7,874
Blouses, skirts, sportswear	[illegible]	[illegible]	[illegible]	80	15	4,810	261	21	4,453	284	17	5,805	433	24	9,932
Girls' and teen age wear	[illegible]	[illegible]	[illegible]	87	11	2,944	87	18	4,657	261	16	4,594	452	25	9,706
Infants' wear	(1)	[illegible]	[illegible]	1	3	(x)	[illegible]	11	2,808	248	14	4,319	24	8	1,891
Underwear, slips, negligees, robes	58	7	2,869	104	12	3,354	178	19	8,564	351	16	5,720	390	24	9,594
Corsets and brassieres	[illegible]	4	x	(1)	4	(x)	20	13	3,446	68	11	4,728	224	12	9,277
Women's, children's hosiery	68	[illegible]	[illegible]	62	10	[illegible]	74	16	8,074	334	19	5,967	255	22	10,182
Millinery	(1)	[illegible]	[illegible]	11	9	[illegible]	100	15	6,910	31	11	4,328	243	15	9,793
Handbags, other accessories	22	6	2,745	26	9	[illegible]	138	2	[illegible]	146	12	5,414	292	20	10,193
Men's, boys' leather footwear	[illegible]	[illegible]	[illegible]	89	6	[illegible]	341	16	7,686	219	16	5,456	351	21	7,180
Women's, misses', juniors' leather footwear	(1)	1	[illegible]	(1)	4	[illegible]	368	14	6,765	269	12	3,732	1,155	20	10,189
Rubber footwear	(1)	1	[illegible]	(1)	2	[illegible]	14	8	5,199	81	10	3,118	11	6	1,697
Other sales	321	...	...	236	...	...	[illegible]	...	...	745	...	...	733	...	...
Not analyzing merchandise line sales	...	...	...	311	2	...	89	1	...	...	...	...	280	2	...
Small single unit stores	284	10	...	323	15	...	856	24	...	2,880	93	...	2,067	47	...
	BOSTON, MASS.			BUFFALO, N.Y.			CHARLESTON, W.VA.			CHATTANOOGA, TENN.			CHICAGO, ILL.		
Large stores and multiunits															
Analyzing merchandise line sales, total	[illegible]	[illegible]	...	[illegible]	13	...	[illegible]	17	...	[illegible]	12	...	109,601	172	...
Men's ready-made clothing	[illegible]	5	[illegible]	[illegible]	12	[illegible]	[illegible]	17	[illegible]	[illegible]	12	[illegible]	[illegible]	143	93,913
Men's furnishings	[illegible]	41	[illegible]	453	11	[illegible]	93	16	[illegible]	308	11	[illegible]	[illegible]	129	78,202
Men's hats and caps	[illegible]	9	[illegible]	80	10	[illegible]	29	13	[illegible]	29	10	[illegible]	[illegible]	90	58,633
Boys' wear	[illegible]	[illegible]	[illegible]	141	11	[illegible]	85	15	[illegible]	137	8	[illegible]	[illegible]	100	81,083
Custom made men's clothing	...	...	...	...	...	...	[illegible]	4	(x)	...	...	...	200	11	2,255
Women's, misses', juniors' coats and suits	[illegible]	[illegible]	[illegible]	[illegible]	12	[illegible]	[illegible]	17	[illegible]	[illegible]	12	[illegible]	20,580	148	92,555
Women's, misses', juniors' dresses	[illegible]	[illegible]	[illegible]	[illegible]	11	[illegible]	[illegible]	17	[illegible]	[illegible]	12	[illegible]	[illegible]	152	90,757
Housedresses and uniforms	[illegible]	[illegible]	[illegible]	(1)	4	(x)	29	10	[illegible]	51	6	[illegible]	[illegible]	46	10,708
Custom made women's apparel	(1)	1	(x)	...	...	...	(1)	4	(x)	(1)	1	(x)	399	10	2,369
Fur garments and furs	218	19	12,170	[illegible]	6	[illegible]	18	6	[illegible]	(1)	3	(x)	2,482	62	53,118
Blouses, skirts, sportswear	[illegible]	[illegible]	[illegible]	71	11	[illegible]	[illegible]	14	[illegible]	110	10	[illegible]	[illegible]	110	82,606
Girls' and teen age wear	[illegible]	[illegible]	[illegible]	[illegible]	8	[illegible]	82	14	[illegible]	[illegible]	[illegible]	[illegible]	[illegible]	78	51,228
Infants' wear	[illegible]	[illegible]	[illegible]	(1)	2	(x)	[illegible]	11	[illegible]	(1)	4	(x)	[illegible]	54	40,215
Underwear, slips, negligees, robes	[illegible]	[illegible]	[illegible]	[illegible]	11	[illegible]	[illegible]	13	[illegible]	[illegible]	[illegible]	[illegible]	[illegible]	93	63,359
Corsets and brassieres	[illegible]	[illegible]	[illegible]	(1)	4	(x)	[illegible]	10	[illegible]	(1)	4	(x)	[illegible]	56	56,843
Women's, children's hosiery	[illegible]	[illegible]	[illegible]	[illegible]	9	[illegible]	[illegible]	10	[illegible]	[illegible]	[illegible]	[illegible]	[illegible]	[illegible]	60,065
Millinery	[illegible]	[illegible]	[illegible]	[illegible]	[illegible]	[illegible]	[illegible]	[illegible]	[illegible]	[illegible]	[illegible]	[illegible]	[illegible]	[illegible]	[illegible]
Handbags, other accessories	[illegible]	[illegible]	[illegible]	[illegible]	9	[illegible]	[illegible]	[illegible]	[illegible]	[illegible]	[illegible]	[illegible]	[illegible]	[illegible]	[illegible]
Men's, boys' leather footwear	[illegible]	[illegible]	[illegible]	[illegible]	[illegible]	[illegible]	[illegible]	[illegible]	[illegible]	[illegible]	[illegible]	[illegible]	[illegible]	[illegible]	[illegible]
Women's, misses', juniors' leather footwear	[illegible]	[illegible]	[illegible]	[illegible]	4	(x)	[illegible]	[illegible]	[illegible]	[illegible]	[illegible]	[illegible]	[illegible]	[illegible]	[illegible]
Rubber footwear	[illegible]	[illegible]	[illegible]	(1)	1	(x)	[illegible]	[illegible]	[illegible]	[illegible]	[illegible]	[illegible]	[illegible]	[illegible]	[illegible]
Other sales	[illegible]	...	...	[illegible]	...	...	[illegible]	...	...	[illegible]	...	...	[illegible]	...	...
Not analyzing merchandise line sales	[illegible]	[illegible]	...	...	...	...	[illegible]	[illegible]	...	...	...	...	[illegible]	[illegible]	...
Small single unit stores	[illegible]	[illegible]	...	[illegible]	[illegible]	...	[illegible]	[illegible]	...	[illegible]	[illegible]	...	[illegible]	[illegible]	...
	CINCINNATI, OHIO			CLEVELAND, OHIO			COLUMBUS, OHIO			DALLAS, TEX.			DAYTON, OHIO		
Large stores and multiunits															
Analyzing merchandise line sales, total	[illegible]	[illegible]	...	[illegible]	[illegible]	...	[illegible]	[illegible]	...	[illegible]	[illegible]	...	[illegible]	[illegible]	...
Men's ready made clothing	[illegible]	[illegible]	[illegible]	[illegible]	[illegible]	[illegible]	[illegible]	[illegible]	[illegible]	[illegible]	[illegible]	[illegible]	[illegible]	[illegible]	[illegible]
Men's furnishings	[illegible]	[illegible]	[illegible]	[illegible]	[illegible]	[illegible]	[illegible]	[illegible]	[illegible]	[illegible]	[illegible]	[illegible]	[illegible]	[illegible]	[illegible]
Men's hats and caps	[illegible]	[illegible]	[illegible]	[illegible]	[illegible]	[illegible]	[illegible]	[illegible]	[illegible]	[illegible]	[illegible]	[illegible]	[illegible]	[illegible]	[illegible]
Boys' wear	[illegible]	[illegible]	[illegible]	[illegible]	[illegible]	[illegible]	[illegible]	[illegible]	[illegible]	[illegible]	[illegible]	[illegible]	[illegible]	[illegible]	[illegible]
Custom made men's clothing	[illegible]	[illegible]	[illegible]	[illegible]	[illegible]	(x)	...	...	...	...	...	...	...	...	...
Women's, misses', juniors' coats and suits	[illegible]	[illegible]	[illegible]	[illegible]	[illegible]	[illegible]	[illegible]	[illegible]	[illegible]	[illegible]	[illegible]	[illegible]	[illegible]	[illegible]	[illegible]
Women's, misses', juniors' dresses	[illegible]	[illegible]	[illegible]	[illegible]	[illegible]	[illegible]	[illegible]	[illegible]	[illegible]	[illegible]	[illegible]	[illegible]	[illegible]	[illegible]	[illegible]
Housedresses and uniforms	[illegible]	[illegible]	[illegible]	[illegible]	[illegible]	[illegible]	[illegible]	[illegible]	[illegible]	[illegible]	[illegible]	[illegible]	[illegible]	[illegible]	[illegible]
Custom made women's apparel	...	...	...	[illegible]	[illegible]	[illegible]	[illegible]	[illegible]	[illegible]	[illegible]	[illegible]	[illegible]	...	...	...
Fur garments and furs	[illegible]	[illegible]	[illegible]	[illegible]	[illegible]	[illegible]	[illegible]	[illegible]	[illegible]	[illegible]	[illegible]	[illegible]	[illegible]	[illegible]	[illegible]
Blouses, skirts, sportswear	[illegible]	[illegible]	[illegible]	[illegible]	[illegible]	[illegible]	[illegible]	[illegible]	[illegible]	[illegible]	[illegible]	[illegible]	[illegible]	[illegible]	[illegible]
Girls' and teen age wear	[illegible]	[illegible]	[illegible]	[illegible]	[illegible]	[illegible]	[illegible]	[illegible]	[illegible]	[illegible]	[illegible]	[illegible]	[illegible]	[illegible]	[illegible]
Infants' wear	[illegible]	[illegible]	[illegible]	[illegible]	[illegible]	[illegible]	[illegible]	[illegible]	[illegible]	[illegible]	[illegible]	[illegible]	[illegible]	[illegible]	[illegible]
Underwear, slips, negligees, robes	[illegible]	[illegible]	[illegible]	[illegible]	[illegible]	[illegible]	[illegible]	[illegible]	[illegible]	[illegible]	[illegible]	[illegible]	[illegible]	[illegible]	[illegible]
Corsets and brassieres	[illegible]	[illegible]	[illegible]	[illegible]	[illegible]	[illegible]	[illegible]	[illegible]	[illegible]	[illegible]	[illegible]	[illegible]	[illegible]	[illegible]	[illegible]
Women's, children's hosiery	[illegible]	[illegible]	[illegible]	[illegible]	[illegible]	[illegible]	[illegible]	[illegible]	[illegible]	[illegible]	[illegible]	[illegible]	[illegible]	[illegible]	[illegible]
Millinery	[illegible]	[illegible]	[illegible]	[illegible]	[illegible]	[illegible]	[illegible]	[illegible]	[illegible]	[illegible]	[illegible]	[illegible]	[illegible]	[illegible]	[illegible]
Handbags, other accessories	[illegible]	[illegible]	[illegible]	[illegible]	[illegible]	[illegible]	[illegible]	[illegible]	[illegible]	[illegible]	[illegible]	[illegible]	[illegible]	[illegible]	[illegible]
Men's, boys' leather footwear	[illegible]	[illegible]	[illegible]	[illegible]	[illegible]	[illegible]	[illegible]	[illegible]	[illegible]	[illegible]	[illegible]	[illegible]	[illegible]	[illegible]	[illegible]
Women's, misses', juniors' leather footwear	[illegible]	[illegible]	[illegible]	[illegible]	[illegible]	[illegible]	[illegible]	[illegible]	[illegible]	[illegible]	[illegible]	[illegible]	[illegible]	[illegible]	[illegible]
Rubber footwear	[illegible]	[illegible]	[illegible]	[illegible]	[illegible]	[illegible]	[illegible]	[illegible]	[illegible]	...	...	...	(1)	1	(x)
Other sales	[illegible]	...	...	[illegible]	...	...	[illegible]	...	...	[illegible]	...	...	538	...	...
Not analyzing merchandise line sales	...	...	...	...	...	...	...	...	...	[illegible]	[illegible]	...	[illegible]	1	...
Small single unit stores	[illegible]	[illegible]	...	[illegible]	[illegible]	...	[illegible]	[illegible]	...	[illegible]	[illegible]	...	[illegible]	10	...

Table 19E.—MERCHANDISE LINE SALES OF LARGE STORES AND MULTIUNITS—APPAREL GROUP—KIND OF BUSINESS, FOR SELECTED STANDARD METROPOLITAN AREAS: 1948—Continued

[See text for explanatory material]

Kind of business and merchandise line	DETROIT, MICH. Merchandise line sales (Thousand dollars)	Stores reporting merchandise line: Number	Stores reporting merchandise line: Total sales (Thousand dollars)	GRAND RAPIDS, MICH. Merchandise line sales (Thousand dollars)	Number	Total sales (Thousand dollars)	HARRISBURG, PA. Merchandise line sales (Thousand dollars)	Number	Total sales (Thousand dollars)	HARTFORD, CONN. Merchandise line sales (Thousand dollars)	Number	Total sales (Thousand dollars)	HOUSTON, TEX. Merchandise line sales (Thousand dollars)	Number	Total sales (Thousand dollars)
FAMILY CLOTHING STORES															
Large stores and multiunits—															
Analyzing merchandise line sales, total	22,789	51	...	4,291	17	...	2,178	17	...	2,823	10	...	18,763	46	...
Men's ready-made clothing	7,065	44	22,249	921	17	4,291	502	12	584	1,338	9	2,815	3,863	35	15,984
Men's furnishings	2,204	41	20,572	425	15	4,059	151	16	2,068	365	9	2,124	3,043	44	17,542
Men's hats and caps	294	32	18,509	93	10	3,276	37	12	1,823	(1)	4	(x)	350	38	16,800
Boys' wear	399	30	11,135	205	15	3,752	124	13	1,917	80	8	2,013	745	39	15,726
Custom-made men's clothing	...	...	...	(1)	1	(x)	...	...	...	(1)	1	(x)	203	15	7,856
Women's, misses', juniors' coats and suits	2,896	44	22,015	605	15	3,938	252	17	2,178	493	9	2,815	1,958	43	18,487
Women's, misses', juniors' dresses	2,158	43	20,310	411	17	4,291	206	16	2,068	190	9	2,021	1,684	43	18,487
Housedresses and uniforms	105	18	6,732	68	9	2,159	(1)	4	(x)	(1)	1	(x)	144	28	6,039
Custom-made women's apparel	(1)	4	(x)	(1)	2	(x)	...	...	...	...	...	...	265	15	2,632
Fur garments and furs	262	15	12,052	84	5	2,120	12	5	418	30	5	1,263	214	20	10,389
Blouses, skirts, sportswear	1,297	28	17,596	142	13	3,786	77	13	1,917	44	6	1,624	772	43	18,487
Girls' and teen-age wear	418	23	13,577	94	13	2,592	110	12	1,483	40	5	1,016	310	36	8,146
Infants' wear	381	18	11,629	94	12	2,623	47	5	686	(1)	3	(x)	92	22	3,822
Underwear, slips, negligees, robes	546	29	17,707	105	12	2,551	63	13	1,824	(1)	3	(x)	808	40	16,906
Corsets and brassieres	306	17	15,044	22	7	1,382	9	5	1,086	(1)	1	(x)	264	33	15,835
Women's, children's hosiery	385	27	16,284	216	11	2,547	35	13	1,824	(1)	4	(x)	443	42	16,945
Millinery	502	18	14,886	29	7	1,918	17	8	1,121	(1)	1	(x)	214	23	10,867
Handbags, other accessories	528	21	12,611	39	8	1,924	17	6	795	(1)	1	(x)	703	38	16,544
Men's, boys' leather footwear	469	25	16,758	194	12	2,570	152	15	1,974	(1)	4	(x)	900	41	15,675
Women's, misses', juniors' leather footwear	1,054	24	14,117	186	12	2,570	131	14	1,540	(1)	1	(x)	512	35	7,391
Rubber footwear	55	13	5,410	56	7	1,721	96	7	906	(1)	1	(x)	72	26	2,977
Other sales	1,465	...	...	302	...	...	140	...	...	243	...	...	1,204	...	...
Not analyzing merchandise line sales	164	3	...	...	...	...	126	2	...	...	...	...	89	1	...
Small single unit stores	3,808	105	...	308	8	...	158	5	...	386	12	...	458	12	...

Kind of business and merchandise line	HUNTINGTON, W.VA.-ASHLAND, KY. Merchandise line sales	Number	Total sales	INDIANAPOLIS, IND. Merchandise line sales	Number	Total sales	JACKSONVILLE, FLA. Merchandise line sales	Number	Total sales	KANSAS CITY, MO. Merchandise line sales	Number	Total sales	KNOXVILLE, TENN. Merchandise line sales	Number	Total sales
Large stores and multiunits—															
Analyzing merchandise line sales, total	955	12	...	7,605	13	...	4,654	14	...	18,077	25	...	3,665	15	...
Men's ready-made clothing	256	10	870	2,819	11	7,481	1,037	11	4,178	5,831	24	17,867	95	13	3,605
Men's furnishings	74	11	914	1,170	12	6,637	591	11	3,816	2,529	22	17,834	324	12	2,480
Men's hats and caps	18	7	691	174	7	5,972	59	7	3,317	442	20	17,464	72	10	2,[illegible]66
Boys' wear	36	10	879	576	10	7,216	108	11	1,534	702	23	17,834	203	13	3,406
Custom-made men's clothing	...	...	...	(1)	3	(x)	...	...	...	...	...	...	...	...	...
Women's, misses', juniors' coats and suits	196	12	955	879	12	7,536	890	13	4,288	2,[illegible]05	25	18,077	532	11	3,270
Women's, misses', juniors' dresses	84	10	812	478	12	7,536	246	11	1,890	1,614	24	17,916	409	14	3,514
Housedresses and uniforms	14	6	368	(1)	4	(x)	15	5	8[illegible]8	189	15	7,548	35	6	1,056
Custom-made women's apparel	...	...	...	(1)	2	(x)	...	...	...	(1)	3	(x)	(1)	1	(x)
Fur garments and furs	(1)	4	(x)	24	6	1,249	(1)	4	(x)	153	16	15,884	(1)	4	(x)
Blouses, skirts, sportswear	16	7	691	249	11	7,392	184	12	3,605	656	23	17,834	137	14	3,324
Girls' and teen-age wear	33	10	879	83	9	2,475	100	10	1,522	136	16	7,642	20	6	648
Infants' wear	(1)	4	(x)	(1)	3	(x)	127	5	782	90	14	7,413	108	6	1,115
Underwear, slips, negligees, robes	17	7	691	89	8	5,982	247	9	3,118	394	20	16,954	105	11	2,577
Corsets and brassieres	(1)	3	(x)	(1)	4	(x)	24	7	975	176	19	16,522	(1)	4	(x)
Women's, children's hosiery	16	8	544	38	5	5,797	102	9	3,118	337	19	16,819	71	9	2,294
Millinery	11	7	691	(1)	3	(x)	(1)	4	(x)	278	13	12,756	62	5	2,002
Handbags, other accessories	27	9	834	62	5	5,605	141	7	2,817	318	17	12,388	52	7	2,391
Men's, boys' leather footwear	44	9	771	282	7	5,825	178	9	3,684	660	14	13,670	158	11	2,811
Women's, misses', juniors' leather footwear	36	9	771	142	5	5,491	316	7	3,262	1,100	13	12,748	196	11	2,811
Rubber footwear	(1)	4	(x)	(1)	3	(x)	...	...	...	16	6	6,276	22	6	1,950
Other sales	77	...	...	540	...	...	289	...	...	301	...	...	188	...	...
Not analyzing merchandise line sales	249	1	...	...	...	...	228	3	...	347	2	...	...	...	...
Small single unit stores	295	7	...	227	8	...	405	11	...	1,757	43	...	[illegible]	17	...

Kind of business and merchandise line	LOS ANGELES, CALIF. Merchandise line sales	Number	Total sales	LOUISVILLE, KY. Merchandise line sales	Number	Total sales	MEMPHIS, TENN. Merchandise line sales	Number	Total sales	MILWAUKEE, WIS. Merchandise line sales	Number	Total sales	MINNEAPOLIS-ST. PAUL, MINN. Merchandise line sales	Number	Total sales
Large stores and multiunits—															
Analyzing merchandise line sales, total	49,560	100	...	7,552	23	...	8,149	19	...	5,[illegible]68	18	...	19,77[illegible]	25	...
Men's ready-made clothing	12,009	84	45,796	2,273	21	7,011	2,984	19	8,149	2,0[illegible]	18	5,[illegible]68	5,234	22	[illegible]4,463
Men's furnishings	8,568	83	46,738	734	18	6,052	1,183	17	7,360	442	11	4,128	2,254	22	17,963
Men's hats and caps	872	69	42,215	76	4	4,639	240	15	7,146	103	10	[illegible],415	400	15	17,294
Boys' wear	2,057	52	36,418	372	21	7,277	261	9	7,108	229	11	4,248	67[illegible]	19	17,[illegible]35
Custom-made men's clothing	456	11	3,617	...	...	...	(1)	1	(x)	(1)	2	(x)	...	...	...
Women's, misses', juniors' coats and suits	4,222	80	48,793	1,224	21	7,396	1,392	17	6,[illegible]5	883	14	4,321	3,55[illegible]	21	19,[illegible]87
Women's, misses', juniors' dresses	3,592	80	47,921	670	17	6,490	765	17	5,974	735	16	5,674	1,622	20	19,3[illegible]9
Housedresses and uniforms	148	34	6,176	39	10	2,045	(1)	3	(x)	41	5	1,167	70	7	4,671
Custom-made women's apparel	336	15	11,788	...	...	...	...	...	...	(1)	3	(x)	(1)	2	(x)
Fur garments and furs	269	14	12,685	21	6	2,193	(1)	2	(x)	85	7	1,347	244	10	15,232
Blouses, skirts, sportswear	3,647	77	47,130	169	17	6,643	610	16	7,765	105	10	[illegible],754	1,242	19	18,877
Girls' and teen-age wear	536	35	16,186	209	18	5,524	30	5	1,278	142	8	[illegible],165	476	15	1[illegible],[illegible]77
Infants' wear	366	34	16,076	89	0	2,700	(1)	4	(x)	(1)	3	(x)	183	7	4,544
Underwear, slips, negligees, robes	1,460	74	45,220	169	18	5,901	193	17	7,355	107	9	[illegible],130	518	17	16,649
Corsets and brassieres	739	56	35,402	53	8	3,878	30	5	3,867	(1)	2	(x)	129	8	4,725
Women's, children's hosiery	764	60	39,051	135	16	5,676	51	11	4,469	28	7	2,560	92	15	17,398
Millinery	704	34	35,653	34	8	2,571	(1)	4	(x)	(1)	3	(x)	17[illegible]	5	14,842
Handbags, other accessories	1,268	55	41,949	150	16	5,3[illegible]	69	11	4,6[illegible]3	27	5	2,065	4[illegible]	11	15,[illegible]05
Men's, boys' leather footwear	1,870	58	43,693	26[illegible]	18	5,893	277	12	6,6[illegible]	94	10	3,2[illegible]1	508	11	13,36[illegible]
Women's, misses', juniors' leather footwear	2,618	38	31,882	260	14	3,488	51	11	1,338	39	5	75[illegible]	681	8	16,[illegible]63
Rubber footwear	22	8	4,579	(1)	2	(x)	...	...	...	(1)	1	(x)	50	6	569
Other sales	3,037	...	...	316	...	...	31[illegible]	...	...	365	...	...	87[illegible]	...	...
Not analyzing merchandise line sales	61	1	...	70	1	...	249	2	...	...	...	...	[illegible]	[illegible]	...
Small single unit stores	3,5[illegible]	103	...	1,309	41	...	774	24	...	732	2[illegible]	...	1,35[illegible]	35	...

See footnotes at end of table.

Table 19E.—MERCHANDISE LINE SALES OF LARGE STORES AND MULTIUNITS—APPAREL GROUP—KIND OF BUSINESS, FOR SELECTED STANDARD METROPOLITAN AREAS. 1948—Continued

[See text for explanatory material]

FAMILY CLOTHING STORES

Kind of business and merchandise line	[illegible], ALA.			NASHVILLE, TENN.			NEW ORLEANS, LA.			NEW YORK-NORTHEASTERN NEW JERSEY			NORFOLK-PORTSMOUTH, VA.		
	Merchandise line sales (Thousand dollars)	Stores reporting merchandise line: Number	Stores reporting merchandise line: Total sales (Thousand dollars)	Merchandise line sales (Thousand dollars)	Number	Total sales (Thousand dollars)	Merchandise line sales (Thousand dollars)	Number	Total sales (Thousand dollars)	Merchandise line sales (Thousand dollars)	Number	Total sales (Thousand dollars)	Merchandise line sales (Thousand dollars)	Number	Total sales (Thousand dollars)
Large stores and multiunits															
Analyzing merchandise line sales, total	[illegible]	3	...	[illegible]	[illegible]	...	[illegible]	17	...	[illegible]	25[illegible]	...	5,181	13	...
Men's ready made clothing	[illegible]	[illegible]	[illegible]	[illegible]	12	2,[illegible]	[illegible]	17	12,[illegible]34	58,8[illegible]	209	27[illegible],295	1,849	12	5,071
Men's furnishings	[illegible]	[illegible]	[illegible]	[illegible]	11	[illegible]	[illegible]	[illegible]	[illegible]	2[illegible],491	202	29[illegible],905	945	12	4,373
Men's hats and caps	[illegible]	[illegible]	[illegible]	2[illegible]	8	[illegible]	1[illegible]	9	10,475	[illegible]	84	135,979	114	8	4,096
Boys' wear	[illegible]	[illegible]	1,[illegible]	[illegible]	[illegible]	2,335	[illegible]	14	10,78[illegible]	[illegible],688	196	31[illegible],151	623	11	4,990
Custom made men's clothing	[illegible]	[illegible]	[illegible]	[illegible]	1	(x)	(1)	2	(x)	(1)	4	(x)	...	...	...
Women's, misses', juniors' coats and suits	[illegible]	[illegible]	[illegible]	[illegible]	12	2,7[illegible]	[illegible]	[illegible]	7,75[illegible]	47,923	146	318,121	497	10	2,971
Women's, misses', juniors' dresses	[illegible]	[illegible]	[illegible]	4[illegible]	12	2,7[illegible]	[illegible]	17	7,7[illegible]	51,778	158	28[illegible],544	347	11	3,706
Housedresses and uniforms	[illegible]	[illegible]	[illegible]	[illegible]	[illegible]	1,[illegible]	19	5	444	1,9[illegible]	7[illegible]	128,947	(1)	2	(x)
Custom made women's apparel	[illegible]	[illegible]	[illegible]	[illegible]	3	(x)	[illegible]	1	(x)	452	12	45,125	...	...	...
Fur garments and furs	[illegible]	[illegible]	[illegible]	[illegible]	1	(x)	[illegible]	5	4,56[illegible]	2,26[illegible]	38	42,871	(1)	2	(x)
Blouses, skirts, sportswear	[illegible]	[illegible]	2,[illegible]	[illegible]	[illegible]	[illegible]	[illegible]	13	5,51[illegible]	20,72[illegible]	137	291,626	55	11	3,777
Girls' and teen age wear	[illegible]	[illegible]	1,8[illegible]	[illegible]	[illegible]	(x)	411	12	9,454	13,218	121	262,68[illegible]	82	8	3,247
Infants' wear	[illegible]	3	(x)	[illegible]	[illegible]	(x)	[illegible]	7	7,560	9,18[illegible]	9[illegible]	236,314	(1)	3	(x)
Underwear, slips, negligees, robes	[illegible]	[illegible]	1,777	45	8	1,680	554	13	10,589	14,747	115	271,124	73	10	3,339
Corsets and brassieres	[illegible]	[illegible]	[illegible]	[illegible]	2	(x)	245	11	9,410	5,807	89	223,660	(1)	4	(x)
Women's, children's hosiery	[illegible]	[illegible]	1,312	12	[illegible]	1,35[illegible]	366	10	9,243	4,201	109	270,934	56	8	2,878
Millinery	[illegible]	[illegible]	(x)	1	3	(x)	35	10	9,243	7,45[illegible]	5[illegible]	243,829	(1)	3	(x)
Handbags, other accessories	[illegible]	7	1,520	(1)	4	(x)	494	13	9,243	16,224	7[illegible]	263,126	16	5	2,345
Men's, boys' leather footwear	[illegible]	1	1,831	24	[illegible]	1,006	424	10	10,488	2,60[illegible]	70	172,586	126	8	4,091
Women's, misses', juniors' leather footwear	52	10	1,83[illegible]	27	6	[illegible]58	904	12	10,711	14,311	53	230,525	110	6	3,867
Rubber footwear	27	[illegible]	1,282	(1)	[illegible]	(x)	15	5	4,94[illegible]	[illegible]	26	4,314	(1)	3	(x)
Other sales	12	...	...	152	...	...	489	...	...	14,290	...	...	283	...	...
Not analyzing merchandise line sales	12[illegible]	[illegible]	...	...	...	...	320	2	...	1,748	10	...	62	1	...
Small single unit stores	[illegible]	4	...	23[illegible]	10	...	1,301	[illegible]	...	19,372	679	...	807	23	...

Kind of business and merchandise line	PEORIA, ILL.			PHILADELPHIA, PA.			PITTSBURGH, PA.			PROVIDENCE, R.I.			RICHMOND, VA.		
	Merchandise line sales (Thousand dollars)	Number	Total sales (Thousand dollars)	Merchandise line sales (Thousand dollars)	Number	Total sales (Thousand dollars)	Merchandise line sales (Thousand dollars)	Number	Total sales (Thousand dollars)	Merchandise line sales (Thousand dollars)	Number	Total sales (Thousand dollars)	Merchandise line sales (Thousand dollars)	Number	Total sales (Thousand dollars)
Large stores and multiunits															
Analyzing merchandise line sales, total	[illegible]	1[illegible]	...	13,17[illegible]	55	...	8,[illegible]	35	...	8,207	22	...	6,980	23	...
Men's ready made clothing	1,03[illegible]	[illegible]	4,6[illegible]4	4,331	45	12,379	1,86[illegible]	28	6,180	2,654	20	7,850	2,088	21	6,651
Men's furnishings	49[illegible]	4	4,298	1,368	50	12,606	1,310	33	8,282	1,016	16	7,473	826	21	6,940
Men's hats and caps	34	[illegible]	3,577	168	26	8,348	90	19	4,642	132	15	7,409	164	17	6,473
Boys' wear	1[illegible]3	8	4,203	369	38	8,449	294	23	5,313	864	18	7,281	281	17	5,281
Custom made men's clothing	...	...	...	(1)	2	(x)	...	...	...	...	...	...	...	...	...
Women's, misses', juniors' coats and suits	1,1[illegible]	[illegible]	4,654	[illegible]84[illegible]	44	12,471	1,128	32	8,3[illegible]	1,289	19	7,993	1,114	23	6,980
Women's, misses', juniors' dresses	[illegible]	4	4,[illegible]54	1,451	43	10,110	987	33	8,323	[illegible]	19	7,993	951	22	6,809
Housedresses and uniforms	[illegible]	7	4,397	95	20	4,144	38	10	1,746	57	6	1,644	27	10	1,103
Custom made women's apparel	...	...	...	243	8	2,935	(1)	1	(x)	(1)	1	(x)	...	...	...
Fur garments and furs	(1)	4	(x)	58	8	2,769	36	7	2,423	49	11	5,567	29	6	1,636
Blouses, skirts, sportswear	188	7	4,086	433	33	8,843	357	29	6,626	284	16	7,479	198	16	6,164
Girls' and teen age wear	124	[illegible]	4,797	139	25	6,231	379	23	6,193	169	9	4,839	84	13	1,378
Infants' wear	[illegible]	3	(x)	372	21	6,132	188	21	4,862	109	6	4,414	39	11	1,124
Underwear, slips, negligees, robes	172	8	4,192	361	32	8,931	278	21	5,972	175	11	3,638	164	15	4,545
Corsets and brassieres	[illegible]	5	3,889	125	19	7,263	116	12	4,348	61	5	2,684	8	5	992
Women's, children's hosiery	[illegible]	4	(x)	241	22	7,529	211	21	5,423	14	11	6,718	35	10	2,824
Millinery	[illegible]	2	(x)	157	13	5,651	107	16	4,851	18	5	1,171	146	10	4,596
Handbags, other accessories	78	6	3,984	164	14	4,933	218	13	5,828	(1)	4	(x)	31	10	2,824
Men's, boys' leather footwear	[illegible]	4	(x)	251	15	5,281	288	27	7,605	217	8	5,424	253	15	6,231
Women's, misses', juniors' leather footwear	[illegible]	3	(x)	290	12	3,408	417	21	5,073	(1)	2	(x)	227	10	4,519
Rubber footwear	[illegible]	1	(x)	(1)	4	(x)	30	16	4,209	(1)	1	(x)	33	5	2,064
Other sales	[illegible]	...	...	517	...	...	422	...	...	205	...	...	282	...	...
Not analyzing merchandise line sales	...	...	...	1,303	9	...	1,021	4	...	231	3	...	80	1	...
Small single unit stores	388	11	...	5,633	212	...	2,[illegible]	67	...	1,597	44	...	608	13	...

Kind of business and merchandise line	ST. LOUIS, MO.			SAN ANTONIO, TEX.			SAN BERNARDINO, CALIF.			SAN DIEGO, CALIF.			SAN FRANCISCO-OAKLAND, CALIF.		
	Merchandise line sales (Thousand dollars)	Number	Total sales (Thousand dollars)	Merchandise line sales (Thousand dollars)	Number	Total sales (Thousand dollars)	Merchandise line sales (Thousand dollars)	Number	Total sales (Thousand dollars)	Merchandise line sales (Thousand dollars)	Number	Total sales (Thousand dollars)	Merchandise line sales (Thousand dollars)	Number	Total sales (Thousand dollars)
Large stores and multiunits															
Analyzing merchandise line sales, total	[illegible]	[illegible]	...	1,39[illegible]	12	...	1,142	11	...	4,060	13	...	23,155	45	...
Men's ready made clothing	[illegible]	38	[illegible]	1,27[illegible]	12	[illegible],396	309	10	1,[illegible]	937	10	3,706	7,038	39	22,049
Men's furnishings	[illegible]	46	[illegible]	43[illegible]	10	2,71[illegible]	1[illegible]5	7	80[illegible]	729	13	4,060	3,726	42	22,469
Men's hats and caps	[illegible]	36	1[illegible],772	71	[illegible]	1,9[illegible]	29	7	87[illegible]	4[illegible]	6	2,731	613	27	20,392
Boys' wear	72[illegible]	34	1[illegible]	[illegible]8	7	1,941	95	11	1,142	92	7	1,286	884	22	17,676
Custom made men's clothing	...	...	...	(1)	1	(x)	(1)	1	(x)	...	...	...	(1)	1	(x)
Women's, misses', juniors' coats and suits	[illegible]	42	8,4[illegible]	[illegible]69	11	[illegible],116	82	8	89[illegible]	467	12	4,[illegible]	3,108	40	22,834
Women's, misses', juniors' dresses	[illegible]	4[illegible]	18,[illegible]	[illegible]43	10	[illegible],169	113	9	1,069	297	12	3,842	1,601	38	21,932
Housedresses and uniforms	2[illegible]	26	[illegible]	(1)	4	(x)	5	[illegible]	519	(1)	3	(x)	55	9	1,591
Custom made women's apparel	1[illegible]	[illegible]	[illegible]	...	...	...	...	...	...	(1)	1	(x)	(1)	2	(x)
Fur garments and furs	[illegible]	8	[illegible]	[illegible]	3	(x)	(1)	1	(x)	(1)	2	(x)	(1)	4	(x)
Blouses, skirts, sportswear	[illegible]	[illegible]	[illegible]	1[illegible]3	4	[illegible],889	[illegible]	8	[illegible]	[illegible]	1[illegible]	[illegible],548	1,[illegible]52	29	18,413
Girls' and teen age wear	[illegible]	[illegible]	[illegible]	[illegible]	7	1,941	[illegible]	[illegible]	532	28	6	1,15[illegible]	140	14	2,971
Infants' wear	[illegible]	[illegible]	6,800	[illegible]	5	[illegible]	8	[illegible]	61[illegible]	77	5	1,003	189	15	3,154
Underwear, slips, negligees, robes	[illegible]	[illegible]	8,7[illegible]	52	7	2,217	27	[illegible]	[illegible]	1[illegible]3	9	1,701	385	23	17,909
Corsets and brassieres	[illegible]	[illegible]	[illegible],148	(1)	3	(x)	[illegible]	[illegible]	51[illegible]	31	6	1,157	123	11	13,124
Women's, children's hosiery	[illegible]	[illegible]	[illegible]	[illegible]	[illegible]	1,[illegible]	[illegible]	[illegible]	[illegible]	65	[illegible]	1,[illegible]	335	22	17,657
Millinery	[illegible]	[illegible]	[illegible]	...	...	...	[illegible]	[illegible]	(x)	(1)	4	(x)	129	7	12,309
Handbags, other accessories	[illegible]	[illegible]	[illegible]	[illegible]	[illegible]	1,1[illegible]8	[illegible]	[illegible]	(x)	[illegible]	5	1,1[illegible]3	242	19	17,273
Men's, boys' leather footwear	[illegible]	[illegible]	[illegible]	1[illegible]	8	2,315	80	[illegible]	815	201	[illegible]	[illegible],541	700	22	18,660
Women's, misses', juniors' leather footwear	[illegible]	[illegible]	[illegible]	[illegible]	4	(x)	[illegible]	[illegible]	86[illegible]	209	7	[illegible],717	824	14	15,050
Rubber footwear	[illegible]	[illegible]	[illegible]	[illegible]	[illegible]	(x)	[illegible]	[illegible]	(x)	(1)	2	(x)	(1)	3	(x)
Other sales	[illegible]	...	...	[illegible]	...	...	[illegible]	...	...	358	...	...	1,721	...	...
Not analyzing merchandise line sales	[illegible]	[illegible]	...	[illegible]	[illegible]	...	...	...	...	2[illegible]1	[illegible]	...	465	1	...
Small single unit stores	[illegible]	[illegible]	...	[illegible]	[illegible]	...	[illegible]	[illegible]	...	[illegible]	[illegible]	...	2,648	82	...

Table 19E.—MERCHANDISE LINE SALES OF LARGE STORES AND MULTIUNITS—APPAREL GROUP—KIND OF BUSINESS, FOR SELECTED STANDARD METROPOLITAN AREAS: 1948—Continued

[See text for explanatory material]

Column headings for each area: Merchandise line sales (Thousand dollars); Stores reporting merchandise line: Number; Total sales (Thousand dollars)

FAMILY CLOTHING STORES

Kind of business and merchandise line	SEATTLE, WASH. Sales	No.	Total sales	SPRINGFIELD-HOLYOKE, MASS. Sales	No.	Total sales	SYRACUSE, N.Y. Sales	No.	Total sales	TAMPA-ST. PETERSBURG, FLA. Sales	No.	Total sales	T[illegible] Sales	No.	Total sales
Large stores and multiunits—															
Analyzing merchandise line sales, total	3,594	16	...	[illegible]	17	...	[illegible]	10	...	[illegible]	13	...	[illegible]	[illegible]	...
Men's ready-made clothing	1,327	14	3,490	1,32[illegible]	14	3,678	71	7	1,352	541	11	1,390	1,223	10	2,313
Men's furnishings	784	15	3,520	416	15	3,379	179	8	1,484	195	9	1,686	228	7	1,7[illegible]
Men's hats and caps	133	9	3,213	54	13	1,613	(1)	3	(x)	38	3	896	10	6	1,7[illegible]1
Boys' wear	82	10	890	415	13	2,770	29	7	1,437	31	8	1,576	38	8	2,[illegible]
Custom-made men's clothing	...	...	...	...	...	...	...	...	...	...	...	...	...	...	...
Women's, misses', juniors' coats and suits	431	8	2,105	761	12	3,378	265	9	1,408	274	10	1,664	270	4	2,041
Women's, misses', juniors' dresses	156	14	3,398	385	14	2,665	217	10	1,551	214	13	2,010	163	8	1,9[illegible]
Housedresses and uniforms	(1)	[illegible]	(x)	41	6	830	(1)	4	(x)	16	5	516	(1)	1	(x)
Custom-made women's apparel	...	...	...	[illegible]	1	(x)	(1)	1	(x)	(1)	2	(x)	(1)	2	(x)
Fur garments and furs	(1)	2	(x)	14	5	1,903	...	...	...	17	5	498	(1)	3	(x)
Blouses, skirts, sportswear	78	13	3,462	177	13	3,386	48	6	1,361	82	11	1,737	31	5	708
Girls' and teen-age wear	21	6	794	77	9	1,357	(1)	4	(x)	57	11	1,73[illegible]	18	5	462
Infants' wear	28	9	1,711	72	6	972	20	5	332	[illegible]	7	1,341	(1)	3	(x)
Underwear, slips, negligees, robes	75	14	2,251	49	7	1,039	21	5	1,2[illegible]	36	10	949	(1)	4	(x)
Corsets and brassieres	12	5	445	(1)	4	(x)	(1)	3	(x)	(1)	4	(x)	(1)	2	(x)
Women's, children's hosiery	24	12	1,339	54	6	1,546	23	5	1,2[illegible]	19	9	[illegible],554	(1)	3	(x)
Millinery	(1)	2	(x)	(1)	2	(x)	...	...	...	46	6	1,216	(1)	2	(x)
Handbags, other accessories	31	6	1,949	(1)	4	(x)	(1)	3	(x)	35	8	1,368	17	5	708
Men's, boys' leather footwear	178	15	3,403	(1)	4	(x)	51	5	1,368	89	6	1,346	(1)	4	(x)
Women's, misses', juniors' leather footwear	114	12	956	(1)	2	(x)	(1)	4	(x)	175	7	1,41[illegible]	(1)	[illegible]	(x)
Rubber footwear	(1)	3	(x)	...	...	...	(1)	3	(x)	(1)	2	(x)	...	...	...
Other sales	120	...	...	430	...	...	127	...	...	1[illegible]0	...	...	285	...	...
Not analyzing merchandise line sales	126	4	...	...	...	...	...	...	...	...	...	...	...	...	...
Small single unit stores	549	17	...	806	28	...	186	7	...	593	19	...	644	17	...

Kind of business and merchandise line	TULSA, OKLA. Sales	No.	Total sales	WASHINGTON, D.C. Sales	No.	Total sales	WHEELING, W.VA.-STEUBENVILLE, OHIO Sales	No.	Total sales	WILKES-BARRE-HAZLETON, PA. Sales	No.	Total sales	WILMINGTON, DEL. Sales	No.	Total sales
Large stores and multiunits—															
Analyzing merchandise line sales, total	7,660	11	...	19,566	34	...	2,010	20	...	2,469	13	...	4,666	10	...
Men's ready-made clothing	1,975	10	7,585	6,157	28	19,086	333	16	[illegible]	1,022	11	2,447	1,457	[illegible]	4,664
Men's furnishings	1,479	11	7,660	[illegible],366	30	18,968	350	16	1,[illegible]	272	9	1,656	481	8	3,773
Men's hats and caps	243	10	7,585	339	21	16,697	36	15	1,[illegible]69	40	7	1,308	15	6	[illegible],363
Boys' wear	347	7	4,783	307	23	9,512	130	17	1,821	60	8	2,246	118	8	2,2[illegible]1
Custom-made men's clothing	(1)	1	(x)	(1)	1	(x)	...	...	...	(1)	2	(x)	...	...	...
Women's, misses', juniors' coats and suits	809	10	7,337	3,016	30	19,374	265	18	1,915	500	[illegible]	2,443	637	8	4,185
Women's, misses', juniors' dresses	677	9	7,260	2,032	33	19,424	273	18	1,905	266	13	2,469	497	8	4,185
Housedresses and uniforms	114	6	[illegible],998	87	16	6,519	13	9	[illegible]	(1)	4	(x)	...	...	...
Custom-made women's apparel	...	...	...	(1)	1	(x)	(1)	1	(x)	...	...	...	(1)	1	(x)
Fur garments and furs	(1)	3	(x)	138	10	5,609	6	5	[illegible]	(1)	2	(x)	32	7	2,126
Blouses, skirts, sportswear	215	9	6,111	980	24	17,173	119	16	1,80[illegible]	34	[illegible]	2,225	49	6	1,235
Girls' and teen-age wear	27	5	887	683	21	7,940	86	15	1,[illegible]	45	7	1,448	125	7	2,25[illegible]
Infants' wear	(1)	3	(x)	588	14	6,575	23	10	768	16	5	583	(1)	2	(x)
Underwear, slips, negligees, robes	225	9	7,262	630	25	17,042	57	16	1,80[illegible]	16	[illegible]	665	15	6	841
Corsets and brassieres	108	6	4,638	170	14	13,299	7	8	755	(1)	[illegible]	(x)	(1)	3	(x)
Women's, children's hosiery	102	7	7,155	207	22	16,257	46	14	1,556	(1)	4	(x)	12	5	889
Millinery	(1)	4	(x)	272	13	11,830	44	10	1,216	(1)	2	(x)	(1)	3	(x)
Handbags, other accessories	68	5	4,561	302	19	13,904	15	12	1,461	(1)	4	(x)	7	5	889
Men's, boys' leather footwear	560	8	7,122	557	16	14,606	56	12	1,469	70	6	1,[illegible]85	264	8	4,318
Women's, misses', juniors' leather footwear	297	6	[illegible],420	280	10	3,731	69	11	1,775	(1)	4	(x)	206	7	3,427
Rubber footwear	30	6	3,239	(1)	4	(x)	13	8	1,066	(1)	4	(x)	(1)	2	(x)
Other sales	384	...	...	386	...	...	69	...	...	108	...	...	731	...	...
Not analyzing merchandise line sales	...	...	...	236	3	...	339	3	...	...	...	...	158	1	...
Small single unit stores	307	8	...	1,989	50	...	538	13	...	459	17	...	285	11	...

Kind of business and merchandise line	YOUNGSTOWN, OHIO Sales	No.	Total sales
Large stores and multiunits—			
Analyzing merchandise line sales, total	3,314	16	...
Men's ready-made clothing	925	3	2,249
Men's furnishings	680	15	3,098
Men's hats and caps	51	11	2,433
Boys' wear	206	15	3,098
Custom-made men's clothing	...	...	...
Women's, misses', juniors' coats and suits	403	15	[illegible],284
Women's, misses', juniors' dresses	267	14	[illegible],[illegible]48
Housedresses and uniforms	12	5	570
Custom-made women's apparel	...	...	...
Fur garments and furs	22	9	1,[illegible]52
Blouses, skirts, sportswear	138	14	3,068
Girls' and teen-age wear	75	10	1,936
Infants' wear	(1)	4	(x)
Underwear, slips, negligees, robes	86	13	2,872
Corsets and brassieres	19	7	1,798
Women's, children's hosiery	76	13	2,841
Millinery	10	[illegible]	[illegible],049
Handbags, other accessories	36	1[illegible]	2,872
Men's, boys' leather footwear	96	12	2,554
Women's, misses', juniors' leather footwear	79	8	1,426
Rubber footwear	(1)	3	(x)
Other sales	133	...	...
Not analyzing merchandise line sales	...	...	...
Small single unit stores	445	15	...

See footnotes at end of table.

Table 19E.—MERCHANDISE LINE SALES OF LARGE STORES AND MULTIUNITS—APPAREL GROUP—KIND OF BUSINESS, FOR SELECTED STANDARD METROPOLITAN AREAS: 1948—Continued

[See text for explanatory material]

Kind of business and merchandise line	Merchandise line sales (Thousand dollars)	Stores reporting merchandise line: Number	Stores reporting merchandise line: Total sales (Thousand dollars)
WOMEN'S READY-TO-WEAR STORES	**AKRON, OHIO**		
Large stores and multiunits			
Analyzing merchandise line sales, total	4,357	29	...
Women's, misses', juniors' coats and suits	1,240	20	4,446
Women's, misses', juniors' dresses	1,362	18	4,220
Housedresses and uniforms	121	5	289
Custom made women's apparel	...	...	...
Fur garments and furs	(1)	4	(x)
Blouses, skirts, sportswear	527	17	1,190
Girls' and teen age wear	(1)	4	(x)
Infants' wear	(1)	1	(x)
Underwear, slips, negligees, robes	373	14	1,757
Corsets and brassieres	152	12	3,353
Women's, children's hosiery	182	14	1,630
Millinery	55	6	1,534
Handbags, other accessories	95	14	3,859
Women's, misses', juniors' leather footwear	(1)	1	(x)
Men's furnishings	...	...	...
Boys' wear	(1)	1	(x)
Other sales	252	...	...
Not analyzing merchandise line sales	482	2	...
Small single unit stores	553	15	...
	ALBANY-SCHENECTADY-TROY, N.Y.		
Large stores and multiunits			
Analyzing merchandise line sales, total	19,952	56	...
Women's, misses', juniors' coats and suits	4,336	50	18,872
Women's, misses', juniors' dresses	5,512	55	19,357
Housedresses and uniforms	294	11	4,750
Custom made women's apparel	(1)	3	(x)
Fur garments and furs	541	16	10,906
Blouses, skirts, sportswear	2,228	46	18,367
Girls' and teen age wear	395	5	5,375
Infants' wear	144	5	5,449
Underwear, slips, negligees, robes	1,599	39	16,084
Corsets and brassieres	589	26	12,985
Women's, children's hosiery	810	33	15,231
Millinery	517	12	12,446
Handbags, other accessories	1,105	23	14,870
Women's, misses', juniors' leather footwear	625	7	8,381
Men's furnishings	(1)	3	(x)
Boys' wear	(1)	1	(x)
Other sales	1,277	...	...
Not analyzing merchandise line sales	854	5	...
Small single unit stores	1,980	66	...
	ALLENTOWN-BETHLEHEM-EASTON, PA.		
Large stores and multiunits			
Analyzing merchandise line sales, total	8,986	40	...
Women's, misses', juniors' coats and suits	2,709	35	8,432
Women's, misses', juniors' dresses	2,852	37	8,501
Housedresses and uniforms	235	15	3,759
Custom made women's apparel	...	...	...
Fur garments and furs	140	7	3,027
Blouses, skirts, sportswear	856	30	7,616
Girls' and teen age wear	288	6	2,381
Infants' wear	165	7	2,846
Underwear, slips, negligees, robes	407	24	6,106
Corsets and brassieres	160	19	5,190
Women's, children's hosiery	213	22	5,522
Millinery	126	13	4,249
Handbags, other accessories	131	14	4,813
Women's, misses', juniors' leather footwear	(1)	4	(x)
Men's furnishings	(1)	3	(x)
Boys' wear	(1)	4	(x)
Other sales	704	...	...
Not analyzing merchandise line sales	35	1	...
Small single unit stores	1,923	63	...
	ATLANTA, GA.		
Large stores and multiunits			
Analyzing merchandise line sales, total	7,990	37	...
Women's, misses', juniors' coats and suits	1,982	29	7,389
Women's, misses', juniors' dresses	2,908	34	7,848
Housedresses and uniforms	113	5	443
Custom made women's apparel	...	...	...
Fur garments and furs	151	7	3,628
Blouses, skirts, sportswear	1,317	32	7,473
Girls' and teen age wear	126	10	1,835
Infants' wear	(1)	2	(x)
Underwear, slips, negligees, robes	602	25	6,309
Corsets and brassieres	160	14	2,874
Women's, children's hosiery	213	20	5,695
Millinery	84	11	2,613
Handbags, other accessories	134	17	5,404
Women's, misses', juniors' leather footwear	(1)	2	(x)
Men's furnishings	...	...	...
Boys' wear	(1)	2	(x)
Other sales	200	...	...
Not analyzing merchandise line sales	5,453	3	...
Small single unit stores	875	25	...
	BALTIMORE, MD.		
Large stores and multiunits			
Analyzing merchandise line sales, total	19,873	100	...
Women's, misses', juniors' coats and suits	4,857	90	19,014
Women's, misses', juniors' dresses	6,673	97	19,354
Housedresses and uniforms	220	20	3,695
Custom made women's apparel	(1)	3	(x)
Fur garments and furs	626	16	10,334
Blouses, skirts, sportswear	1,964	71	16,387
Girls' and teen age wear	277	13	5,135
Infants' wear	90	11	2,344
Underwear, slips, negligees, robes	1,591	70	15,137
Corsets and brassieres	586	49	11,648
Women's, children's hosiery	715	59	14,970
Millinery	556	39	11,520
Handbags, other accessories	529	50	13,625
Women's, misses', juniors' leather footwear	584	13	7,603
Men's furnishings	...	...	...
Boys' wear	...	...	...
Other sales	605	...	...
Not analyzing merchandise line sales	1,821	6	...
Small single unit stores	6,043	166	...
	BIRMINGHAM, ALA.		
Large stores and multiunits			
Analyzing merchandise line sales, total	13,716	31	...
Women's, misses', juniors' coats and suits	2,381	28	11,437
Women's, misses', juniors' dresses	3,761	30	11,971
Housedresses and uniforms	(1)	3	(x)
Custom made women's apparel	...	...	...
Fur garments and furs	213	13	8,793
Blouses, skirts, sportswear	1,153	19	9,793
Girls' and teen age wear	(1)	4	(x)
Infants' wear	(1)	3	(x)
Underwear, slips, negligees, robes	938	22	9,202
Corsets and brassieres	365	11	7,337
Women's, children's hosiery	449	18	7,945
Millinery	354	16	8,472
Handbags, other accessories	342	18	9,284
Women's, misses', juniors' leather footwear	442	6	4,038
Men's furnishings	(1)	1	(x)
Boys' wear	(1)	1	(x)
Other sales	1,110	...	...
Not analyzing merchandise line sales	50	1	...
Small single unit stores	459	14	...
	BOSTON, MASS.		
Large stores and multiunits			
Analyzing merchandise line sales, total	58,511	156	...
Women's, misses', juniors' coats and suits	13,910	122	56,232
Women's, misses', juniors' dresses	15,538	151	57,554
Housedresses and uniforms	578	24	17,127
Custom made women's apparel	280	8	4,089
Fur garments and furs	3,725	42	41,472
Blouses, skirts, sportswear	5,342	116	49,168
Girls' and teen age wear	1,192	27	21,171
Infants' wear	417	20	13,714
Underwear, slips, negligees, robes	3,174	82	27,052
Corsets and brassieres	1,452	61	35,995
Women's, children's hosiery	1,794	78	37,271
Millinery	1,801	63	41,380
Handbags, other accessories	1,830	82	43,083
Women's, misses', juniors' leather footwear	1,953	17	27,591
Men's furnishings	188	11	13,475
Boys' wear	266	10	7,939
Other sales	2,471	...	...
Not analyzing merchandise line sales	4,906	31	...
Small single unit stores	9,555	315	...
	BRIDGEPORT, CONN.		
Large stores and multiunits			
Analyzing merchandise line sales, total	4,350	22	...
Women's, misses', juniors' coats and suits	1,492	20	4,005
Women's, misses', juniors' dresses	1,332	19	3,782
Housedresses and uniforms	(1)	2	(x)
Custom made women's apparel	...	...	...
Fur garments and furs	(1)	1	(x)
Blouses, skirts, sportswear	744	12	2,752
Girls' and teen age wear	(1)	3	(x)
Infants' wear	(1)	1	(x)
Underwear, slips, negligees, robes	442	10	2,613
Corsets and brassieres	51	5	1,353
Women's, children's hosiery	71	6	1,401
Millinery	(1)	4	(x)
Handbags, other accessories	(1)	4	(x)
Women's, misses', juniors' leather footwear	(1)	1	(x)
Men's furnishings	...	...	...
Boys' wear	...	...	...
Other sales	218	...	...
Not analyzing merchandise line sales	297	1	...
Small single unit stores	1,759	48	...
	BUFFALO, N.Y.		
Large stores and multiunits			
Analyzing merchandise line sales, total	25,586	77	...
Women's, misses', juniors' coats and suits	6,508	73	25,130
Women's, misses', juniors' dresses	7,953	77	25,586
Housedresses and uniforms	608	17	8,158
Custom made women's apparel	...	...	...
Fur garments and furs	586	19	16,857
Blouses, skirts, sportswear	2,516	53	21,646
Girls' and teen age wear	340	12	12,810
Infants' wear	245	8	12,315
Underwear, slips, negligees, robes	1,880	50	20,759
Corsets and brassieres	509	32	16,205
Women's, children's hosiery	858	49	20,746
Millinery	756	25	17,493
Handbags, other accessories	1,148	42	20,557
Women's, misses', juniors' leather footwear	738	6	11,369
Men's furnishings	(1)	1	(x)
Boys' wear	(1)	4	(x)
Other sales	941	...	...
Not analyzing merchandise line sales	654	2	...
Small single unit stores	3,230	123	...
	CANTON, OHIO		
Large stores and multiunits			
Analyzing merchandise line sales, total	7,705	20	...
Women's, misses', juniors' coats and suits	1,725	18	6,785
Women's, misses', juniors' dresses	1,939	19	7,678
Housedresses and uniforms	300	5	5,382
Custom made women's apparel	...	...	...
Fur garments and furs	192	5	5,879
Blouses, skirts, sportswear	789	15	7,141
Girls' and teen age wear	(1)	2	(x)
Infants' wear	(1)	2	(x)
Underwear, slips, negligees, robes	482	12	6,854
Corsets and brassieres	168	9	6,482
Women's, children's hosiery	234	12	6,710
Millinery	258	9	6,268
Handbags, other accessories	471	10	6,642
Women's, misses', juniors' leather footwear	(1)	4	(x)
Men's furnishings	(1)	1	(x)
Boys' wear	(1)	2	(x)
Other sales	1,147	...	...
Not analyzing merchandise line sales	...	...	...
Small single unit stores	583	13	...
	CHARLESTON, W.VA.		
Large stores and multiunits			
Analyzing merchandise line sales, total	5,427	25	...
Women's, misses', juniors' coats and suits	1,658	24	5,336
Women's, misses', juniors' dresses	1,737	25	5,427
Housedresses and uniforms	28	7	1,422
Custom made women's apparel	(1)	2	(x)
Fur garments and furs	45	11	3,335
Blouses, skirts, sportswear	661	22	4,926
Girls' and teen age wear	73	6	1,307
Infants' wear	31	5	1,282
Underwear, slips, negligees, robes	444	20	4,133
Corsets and brassieres	56	9	2,146
Women's, children's hosiery	175	15	4,465
Millinery	63	13	3,387
Handbags, other accessories	149	19	4,604
Women's, misses', juniors' leather footwear	175	8	1,517
Men's furnishings	(1)	2	(x)
Boys' wear	(1)	2	(x)
Other sales	132	...	...
Not analyzing merchandise line sales	568	9	...
Small single unit stores	488	17	...
	CHATTANOOGA, TENN.		
Large stores and multiunits			
Analyzing merchandise line sales, total	5,347	21	...
Women's, misses', juniors' coats and suits	1,355	19	5,257
Women's, misses', juniors' dresses	1,373	20	5,301
Housedresses and uniforms	(1)	4	(x)
Custom made women's apparel	(1)	1	(x)
Fur garments and furs	(1)	3	(x)
Blouses, skirts, sportswear	518	16	5,127
Girls' and teen age wear	(1)	3	(x)
Infants' wear	(1)	2	(x)
Underwear, slips, negligees, robes	438	15	5,020
Corsets and brassieres	176	10	4,287
Women's, children's hosiery	297	13	3,878
Millinery	(1)	4	(x)
Handbags, other accessories	295	11	4,375
Women's, misses', juniors' leather footwear	248	5	2,052
Men's furnishings	...	...	...
Boys' wear	(1)	1	(x)
Other sales	647	...	...
Not analyzing merchandise line sales	...	...	...
Small single unit stores	154	8	...
	CHICAGO, ILL.		
Large stores and multiunits			
Analyzing merchandise line sales, total	143,864	478	...
Women's, misses', juniors' coats and suits	42,298	382	133,704
Women's, misses', juniors' dresses	44,768	457	135,249
Housedresses and uniforms	2,446	118	24,181
Custom made women's apparel	1,426	23	11,115
Fur garments and furs	5,190	117	83,714
Blouses, skirts, sportswear	15,439	313	111,138
Girls' and teen age wear	2,638	84	46,987
Infants' wear	650	43	15,836
Underwear, slips, negligees, robes	8,122	270	89,329
Corsets and brassieres	2,558	148	56,518
Women's, children's hosiery	3,758	239	83,511
Millinery	2,483	120	64,236
Handbags, other accessories	4,109	236	87,896
Women's, misses', juniors' leather footwear	2,414	32	36,224
Men's furnishings	338	11	4,054
Boys' wear	357	28	10,890
Other sales	4,370	...	...
Not analyzing merchandise line sales	2,711	66	...
Small single unit stores	24,880	790	...
	CINCINNATI, OHIO		
Large stores and multiunits			
Analyzing merchandise line sales, total	19,594	63	...
Women's, misses', juniors' coats and suits	4,066	61	19,511
Women's, misses', juniors' dresses	5,738	60	19,443
Housedresses and uniforms	449	23	5,024
Custom made women's apparel	(1)	2	(x)
Fur garments and furs	652	18	12,717
Blouses, skirts, sportswear	2,199	44	17,157
Girls' and teen age wear	371	20	4,630
Infants' wear	95	10	2,745
Underwear, slips, negligees, robes	1,162	45	17,232
Corsets and brassieres	254	23	9,106
Women's, children's hosiery	524	46	17,333
Millinery	479	22	12,787
Handbags, other accessories	642	37	16,326
Women's, misses', juniors' leather footwear	(1)	4	(x)
Men's furnishings	(1)	3	(x)
Boys' wear	...	...	...
Other sales	2,963	...	...
Not analyzing merchandise line sales	81	1	...
Small single unit stores	2,247	72	...
	CLEVELAND, OHIO		
Large stores and multiunits			
Analyzing merchandise line sales, total	17,402	70	...
Women's, misses', juniors' coats and suits	4,399	62	16,461
Women's, misses', juniors' dresses	5,855	68	16,767
Housedresses and uniforms	147	19	5,381
Custom made women's apparel	(1)	3	(x)
Fur garments and furs	550	16	9,800
Blouses, skirts, sportswear	1,899	52	14,189
Girls' and teen age wear	173	7	4,525
Infants' wear	141	6	3,634
Underwear, slips, negligees, robes	1,063	47	11,846
Corsets and brassieres	381	27	8,168
Women's, children's hosiery	483	39	10,134
Millinery	538	26	11,109
Handbags, other accessories	674	41	13,155
Women's, misses', juniors' leather footwear	(1)	3	(x)
Men's furnishings	(1)	1	(x)
Boys' wear	(1)	2	(x)
Other sales	1,099	...	...
Not analyzing merchandise line sales	49	1	...
Small single unit stores	4,653	156	...
	COLUMBUS, OHIO		
Large stores and multiunits			
Analyzing merchandise line sales, total	14,097	28	...
Women's, misses', juniors' coats and suits	2,634	25	11,924
Women's, misses', juniors' dresses	3,415	25	11,570
Housedresses and uniforms	(1)	3	(x)
Custom made women's apparel	...	...	...
Fur garments and furs	635	9	9,411
Blouses, skirts, sportswear	778	20	9,620
Girls' and teen age wear	(1)	4	(x)
Infants' wear	(1)	2	(x)
Underwear, slips, negligees, robes	811	20	10,917
Corsets and brassieres	168	11	6,738
Women's, children's hosiery	327	21	9,643
Millinery	585	15	10,677
Handbags, other accessories	810	19	10,[illegible]
Women's, misses', juniors' leather footwear	[illegible]	[illegible]	[illegible]
Men's furnishings	...	...	...
Boys' wear	...	...	...
Other sales	1,448	...	...
Not analyzing merchandise line sales	74	2	...
Small single unit stores	1890	12	...
	DALLAS, TEX.		
Large stores and multiunits			
Analyzing merchandise line sales, total	16,901	45	...
Women's, misses', juniors' coats and suits	4,954	35	16,198
Women's, misses', juniors' dresses	3,810	43	14,086
Housedresses and uniforms	45	10	1,015
Custom made women's apparel	...	...	...
Fur garments and furs	236	11	7,450
Blouses, skirts, sportswear	1,784	32	10,872
Girls' and teen age wear	170	6	2,126
Infants' wear	434	8	4,771
Underwear, slips, negligees, robes	1,319	37	15,787
Corsets and brassieres	224	22	9,919
Women's, children's hosiery	534	30	15,196
Millinery	479	14	10,770
Handbags, other accessories	634	30	15,090
Women's, misses', juniors' leather footwear	1,753	8	8,124
Men's furnishings	...	...	...
Boys' wear	1	1	(x)
Other sales	523	...	...
Not analyzing merchandise line sales	202	2	...
Small single unit stores	1,514	50	...
	DAVENPORT, IOWA-ROCK ISLAND-MOLINE, ILL.		
Large stores and multiunits			
Analyzing merchandise line sales, total	4,380	19	...
Women's, misses', juniors' coats and suits	1,149	17	4,192
Women's, misses', juniors' dresses	1,157	18	4,329
Housedresses and uniforms	121	6	1,223
Custom made women's apparel	...	...	...
Fur garments and furs	80	6	2,445
Blouses, skirts, sportswear	573	15	4,076
Girls' and teen age wear	(1)	4	(x)
Infants' wear	...	...	...
Underwear, slips, negligees, robes	258	16	3,643
Corsets and brassieres	92	8	2,583
Women's, children's hosiery	140	15	3,852
Millinery	151	9	2,968
Handbags, other accessories	268	17	4,215
Women's, misses', juniors' leather footwear	307	7	2,086
Men's furnishings	...	...	...
Boys' wear	(1)	1	(x)
Other sales	78	...	...
Not analyzing merchandise line sales	...	...	...
Small single unit stores	315	8	...
	DAYTON, OHIO		
Large stores and multiunits			
Analyzing merchandise line sales, total	8,958	21	...
Women's, misses', juniors' coats and suits	2,011	18	8,778
Women's, misses', juniors' dresses	2,725	19	8,627
Housedresses and uniforms	133	5	615
Custom made women's apparel	(1)	2	(x)
Fur garments and furs	397	6	6,492
Blouses, skirts, sportswear	983	16	8,156
Girls' and teen age wear	(1)	3	(x)
Infants' wear	(1)	3	(x)
Underwear, slips, negligees, robes	480	13	5,401
Corsets and brassieres	183	7	5,967
Women's, children's hosiery	149	10	4,644
Millinery	222	8	6,924
Handbags, other accessories	550	12	7,747
Women's, misses', juniors' leather footwear	(1)	2	(x)
Men's furnishings	...	...	...
Boys' wear	(1)	2	(x)
Other sales	1,125	...	...
Not analyzing merchandise line sales	...	...	...
Small single unit stores	935	21	...
	DENVER, COLO.		
Large stores and multiunits			
Analyzing merchandise line sales, total	13,220	30	...
Women's, misses', juniors' coats and suits	3,523	30	13,220
Women's, misses', juniors' dresses	3,613	30	13,220
Housedresses and uniforms	13	5	444
Custom made women's apparel	...	...	...
Fur garments and furs	320	6	9,084
Blouses, skirts, sportswear	1,590	25	12,548
Girls' and teen age wear	111	8	6,991
Infants' wear	(1)	1	(x)
Underwear, slips, negligees, robes	962	25	12,305
Corsets and brassieres	242	15	10,325
Women's, children's hosiery	458	25	11,468
Millinery	378	8	9,202
Handbags, other accessories	506	21	11,795
Women's, misses', juniors' leather footwear	(1)	3	(x)
Men's furnishings	(1)	1	(x)
Boys' wear	...	...	...
Other sales	1,504	...	...
Not analyzing merchandise line sales	154	1	...
Small single unit stores	1,226	50	...

Table 19E.—MERCHANDISE LINE SALES OF LARGE STORES AND MULTIUNITS—APPAREL GROUP—KIND OF BUSINESS, FOR SELECTED STANDARD METROPOLITAN AREAS: 1948—Continued

[See text for explanatory material]

WOMEN'S READY-TO-WEAR STORES

Kind of business and merchandise line	DES MOINES, IOWA: Merchandise line sales (Thousand dollars)	Stores reporting merchandise line: Number	Stores reporting merchandise line: Total sales (Thousand dollars)	DETROIT, MICH.: Merchandise line sales (Thousand dollars)	Number	Total sales (Thousand dollars)	DULUTH, MINN.-SUPERIOR, WIS.: Merchandise line sales (Thousand dollars)	Number	Total sales (Thousand dollars)	ERIE, PA.: Merchandise line sales (Thousand dollars)	Number	Total sales (Thousand dollars)	FLINT, MICH.: Merchandise line sales (Thousand dollars)	Number	Total sales (Thousand dollars)
Large stores and multiunits—															
Analyzing merchandise line sales, total	6,820	18	...	76,864	230	...	6,578	29	...	4,395	16	...	5,752	16	...
Women's, misses', juniors' coats and suits	2,056	14	6,652	18,780	202	74,176	1,873	28	6,543	1,094	14	4,321	1,173	12	4,459
Women's, misses', juniors' dresses	1,897	14	6,458	22,462	223	76,398	1,489	28	6,543	1,341	16	4,395	1,506	15	5,612
Housedresses and uniforms	137	5	2,301	557	62	14,292	96	6	2,370	93	5	2,023	(1)	2	(x)
Custom-made women's apparel	...	...	...	57	7	615	(1)	1	(x)	...	...	...	...	...	...
Fur garments and furs	178	9	5,948	1,642	56	50,916	202	9	3,791	115	7	3,255	(1)	4	(x)
Blouses, skirts, sportswear	712	11	6,346	8,490	189	69,864	627	24	5,903	400	12	4,091	595	12	4,226
Girls' and teen-age wear	(1)	1	(x)	1,015	32	21,297	152	7	3,226	(1)	4	(x)	107	5	1,617
Infants' wear	...	...	...	418	15	19,679	152	5	3,320	(1)	3	(x)	114	5	[illegible]
Underwear, slips, negligees, robes	317	11	5,937	5,828	179	69,190	365	23	5,146	277	12	4,044	465	10	4,718
Corsets and brassieres	184	6	4,981	1,750	138	54,257	153	15	4,371	119	9	3,293	177	6	2,729
Women's, children's hosiery	233	10	5,902	3,448	175	66,548	189	21	5,120	114	8	3,281	353	9	4,539
Millinery	253	7	3,780	2,435	85	57,461	227	11	4,515	(1)	4	(x)	168	9	4,436
Handbags, other accessories	374	8	5,861	3,175	157	62,828	252	16	4,287	223	7	3,115	217	10	4,823
Women's, misses', juniors' leather footwear	(1)	2	(x)	3,651	25	32,413	372	6	2,919	(1)	1	(x)	(1)	3	(x)
Men's furnishings	...	...	...	(1)	4	(x)	...	...	...	(1)	2	(x)	(1)	1	(x)
Boys' wear	...	...	...	50	7	3,054	(1)	3	(x)	(1)	2	(x)	(1)	3	(x)
Other sales	479	...	...	3,106	...	...	439	...	...	619	...	...	277	...	...
Not analyzing merchandise line sales	...	...	...	4,464	33	...	...	...	...	131	3	...	25	[illegible]	...
Small single unit stores	59	2	...	7,299	245	...	603	19	...	1,058	29	...	806	[illegible]	...

Kind of business and merchandise line	FORT WORTH, TEX.: Merchandise line sales (Thousand dollars)	Number	Total sales (Thousand dollars)	FRESNO, CALIF.: Merchandise line sales (Thousand dollars)	Number	Total sales (Thousand dollars)	GRAND RAPIDS, MICH.: Merchandise line sales (Thousand dollars)	Number	Total sales (Thousand dollars)	HARRISBURG, PA.: Merchandise line sales (Thousand dollars)	Number	Total sales (Thousand dollars)	HARTFORD, CONN.: Merchandise line sales (Thousand dollars)	Number	Total sales (Thousand dollars)
Large stores and multiunits—															
Analyzing merchandise line sales, total	5,975	12	...	6,055	27	...	7,114	19	...	7,800	28	...	9,593	29	...
Women's, misses', juniors' coats and suits	957	10	5,734	1,912	22	5,966	2,122	17	6,915	1,871	27	7,656	2,455	28	9,508
Women's, misses', juniors' dresses	1,364	11	5,840	1,428	25	5,529	1,932	17	6,915	2,148	26	7,471	2,598	30	9,593
Housedresses and uniforms	(1)	2	(x)	(1)	2	(x)	(1)	4	(x)	60	11	3,870	113	7	3,628
Custom-made women's apparel	(1)	1	(x)	(1)	3	(x)	(1)	1	(x)	(1)	2	(x)	...	...	...
Fur garments and furs	(1)	4	(x)	22	6	2,641	109	8	4,631	361	8	4,600	56	6	4,989
Blouses, skirts, sportswear	760	10	5,693	958	22	5,296	739	14	6,427	918	24	7,441	912	24	8,493
Girls' and teen-age wear	(1)	2	(x)	129	5	1,034	176	5	2,608	152	8	3,458	208	6	2,600
Infants' wear	(1)	3	(x)	(1)	3	(x)	(1)	3	(x)	(1)	4	(x)	(1)	4	(x)
Underwear, slips, negligees, robes	474	10	5,604	437	17	4,488	360	12	5,469	557	22	7,006	511	16	6,108
Corsets and brassieres	124	9	5,286	206	9	3,708	119	6	3,650	150	17	5,113	189	10	5,145
Women's, children's hosiery	280	9	5,522	171	15	4,534	151	10	4,897	165	15	4,429	475	13	5,777
Millinery	120	5	4,668	129	6	3,073	222	10	5,975	194	11	4,714	376	11	6,653
Handbags, other accessories	190	6	4,851	121	8	3,715	263	11	5,471	300	22	6,793	292	15	6,637
Women's, misses', juniors' leather footwear	(1)	2	(x)	(1)	2	(x)	(1)	4	(x)	(1)	4	(x)	(1)	4	(x)
Men's furnishings	(1)	1	(x)	...	...	...	...	...	...	...	...	...	(1)	3	(x)
Boys' wear	...	...	...	(1)	1	(x)	...	...	...	(1)	1	(x)	(1)	1	(x)
Other sales	1,706	...	...	542	...	...	921	...	...	924	...	...	1,408	...	...
Not analyzing merchandise line sales	...	...	...	...	...	...	512	2	...	263	3	...	1,346	1	...
Small single unit stores	550	19	...	1,324	34	...	693	25	...	1,329	40	...	1,666	47	...

Kind of business and merchandise line	HOUSTON, TEX.: Merchandise line sales (Thousand dollars)	Number	Total sales (Thousand dollars)	HUNTINGTON, W.VA.-ASHLAND, KY.: Merchandise line sales (Thousand dollars)	Number	Total sales (Thousand dollars)	INDIANAPOLIS, IND.: Merchandise line sales (Thousand dollars)	Number	Total sales (Thousand dollars)	JACKSONVILLE, FLA.: Merchandise line sales (Thousand dollars)	Number	Total sales (Thousand dollars)	KANSAS CITY, MO.: Merchandise line sales (Thousand dollars)	Number	Total sales (Thousand dollars)
Large stores and multiunits—															
Analyzing merchandise line sales, total	21,277	41	...	5,717	23	...	22,147	29	...	7,248	25	...	24,585	58	...
Women's, misses', juniors' coats and suits	4,127	39	20,211	2,326	23	5,717	3,428	26	21,866	1,593	24	7,109	4,768	43	23,028
Women's, misses', juniors' dresses	6,674	41	21,277	1,579	21	4,636	5,621	28	21,897	2,387	25	7,248	6,689	56	24,330
Housedresses and uniforms	(1)	1	(x)	(1)	4	(x)	(1)	3	(x)	98	5	593	441	20	10,761
Custom-made women's apparel	...	...	...	(1)	1	(x)	...	...	...	...	...	...	(1)	4	(x)
Fur garments and furs	587	16	14,389	54	7	2,253	109	8	5,174	105	11	5,301	527	13	17,500
Blouses, skirts, sportswear	2,967	37	20,860	377	13	3,196	2,225	22	21,457	1,102	22	6,706	2,950	44	22,361
Girls' and teen-age wear	(1)	4	(x)	(1)	3	(x)	296	7	3,500	(1)	4	(x)	452	8	11,820
Infants' wear	480	6	6,471	(1)	3	(x)	285	5	15,550	(1)	3	(x)	246	6	9,582
Underwear, slips, negligees, robes	1,728	34	19,270	277	11	2,326	2,627	17	20,344	775	19	6,398	1,454	38	19,793
Corsets and brassieres	485	17	12,511	85	6	1,736	1,849	8	17,536	135	13	5,347	578	28	17,844
Women's, children's hosiery	501	23	18,890	89	9	2,085	933	18	20,171	262	16	6,049	843	39	21,243
Millinery	1,060	20	15,379	155	12	3,738	314	11	17,727	64	6	2,763	983	18	18,860
Handbags, other accessories	634	24	17,676	58	8	1,909	423	15	19,940	201	14	5,911	1,139	37	22,414
Women's, misses', juniors' leather footwear	925	6	7,379	(1)	2	(x)	(1)	3	(x)	(1)	2	(x)	1,825	9	14,058
Men's furnishings	...	...	...	(1)	1	(x)	...	...	...	...	...	...	...	...	...
Boys' wear	...	...	...	(1)	1	(x)	(1)	2	(x)	...	...	...	(1)	2	(x)
Other sales	1,109	...	...	717	...	...	4,037	...	...	526	...	...	1,690	...	...
Not analyzing merchandise line sales	141	2	...	313	1	...	...	...	...	221	4	...	...	...	...
Small single unit stores	1,001	36	...	720	15	...	851	23	...	474	13	...	1,707	66	...

Kind of business and merchandise line	KNOXVILLE, TENN.: Merchandise line sales (Thousand dollars)	Number	Total sales (Thousand dollars)	LANCASTER, PA.: Merchandise line sales (Thousand dollars)	Number	Total sales (Thousand dollars)	LOS ANGELES, CALIF.: Merchandise line sales (Thousand dollars)	Number	Total sales (Thousand dollars)	LOUISVILLE, KY.: Merchandise line sales (Thousand dollars)	Number	Total sales (Thousand dollars)	MEMPHIS, TENN.: Merchandise line sales (Thousand dollars)	Number	Total sales (Thousand dollars)
Large stores and multiunits—															
Analyzing merchandise line sales, total	4,571	23	...	3,777	19	...	87,072	475	...	14,681	43	...	14,940	37	...
Women's, misses', juniors' coats and suits	751	22	4,417	851	13	3,081	20,938	360	79,873	2,908	35	12,312	3,595	28	14,278
Women's, misses', juniors' dresses	1,265	22	4,527	1,692	19	3,777	24,888	457	82,775	3,361	40	13,362	3,923	33	14,587
Housedresses and uniforms	...	...	...	62	5	686	314	61	13,620	329	7	1,656	(1)	4	(x)
Custom-made women's apparel	...	...	...	...	...	...	458	18	15,550	...	...	...	...	...	...
Fur garments and furs	31	8	1,754	27	5	1,418	1,391	66	34,718	325	11	7,850	294	8	8,928
Blouses, skirts, sportswear	712	22	4,417	352	12	2,428	15,754	369	71,844	1,788	33	11,982	1,726	26	12,485
Girls' and teen-age wear	(1)	1	(x)	(1)	4	(x)	1,764	57	22,280	158	9	1,722	(1)	4	(x)
Infants' wear	(1)	1	(x)	...	...	...	860	36	21,172	153	10	1,693	178	5	3,594
Underwear, slips, negligees, robes	470	15	3,677	168	10	2,248	6,607	320	64,227	1,169	30	11,517	1,171	25	12,968
Corsets and brassieres	106	12	3,324	44	9	1,824	2,374	187	49,754	392	18	8,585	341	16	9,661
Women's, children's hosiery	148	14	2,703	49	6	1,306	3,191	279	59,822	565	30	11,388	472	25	12,938
Millinery	194	12	3,187	50	5	1,460	1,813	107	41,955	471	21	9,801	484	16	10,899
Handbags, other accessories	140	14	3,773	101	6	1,643	2,348	179	53,558	612	27	10,463	509	25	13,418
Women's, misses', juniors' leather footwear	(1)	2	(x)	(1)	3	(x)	1,244	26	20,332	1,297	9	6,535	1,295	8	8,521
Men's furnishings	...	...	...	(1)	1	(x)	121	6	12,617	(1)	1	(x)	...	...	...
Boys' wear	(1)	3	(x)	(1)	1	(x)	149	14	3,515	(1)	2	(x)	(1)	4	(x)
Other sales	754	...	...	381	...	...	2,858	...	...	1,153	...	...	952	...	...
Not analyzing merchandise line sales	...	...	...	...	...	...	2,983	24	...	4,787	6	...	...	...	...
Small single unit stores	766	16	...	897	30	...	23,615	864	...	710	24	...	695	31	...

See footnotes at end of table.

Table 19E.—MERCHANDISE LINE SALES OF LARGE STORES AND MULTIUNITS—APPAREL GROUP—KIND OF BUSINESS, FOR SELECTED STANDARD METROPOLITAN AREAS: 1948—Continued

[See text for explanatory material]

WOMEN'S READY-TO-WEAR STORES

Kind of business and merchandise line	MIAMI, FLA. Merchandise line sales (Thousand dollars)	Stores reporting merchandise line: Number	Stores reporting merchandise line: Total sales (Thousand dollars)	MILWAUKEE, WIS. Merchandise line sales (Thousand dollars)	Number	Total sales (Thousand dollars)	MINNEAPOLIS-ST. PAUL, MINN. Merchandise line sales (Thousand dollars)	Number	Total sales (Thousand dollars)	MOBILE, ALA. Merchandise line sales (Thousand dollars)	Number	Total sales (Thousand dollars)	NASHVILLE, TENN. Merchandise line sales (Thousand dollars)	Number	Total sales (Thousand dollars)
Large stores and multiunits															
Analyzing merchandise line sales, total	22,161	91	...	26,875	60	...	23,146	[illegible]	...	5,433	20	...	11,148	27	...
Women's, misses', juniors' coats and suits	4,996	61	17,478	8,712	46	27,458	5,871	46	22,749	1,236	17	5,185	2,698	25	10,862
Women's, misses', juniors' dresses	8,987	36	14,419	8,149	56	28,447	6,206	50	22,649	1,747	20	5,433	2,797	27	11,148
Housedresses and uniforms	196	7	3,622	1,190	11	5,128	151	11	7,260	(1)	1	(x)	(1)	4	(x)
Custom made women's apparel	114	4	726	77	6	430	(1)	1	(x)	...	...	...	(1)	2	(x)
Fur garments and furs	147	10	2,687	436	15	16,774	782	19	18,439	56	8	4,103	151	13	9,015
Blouses, skirts, sportswear	2,746	48	15,739	1,915	40	25,581	2,419	39	21,905	638	17	4,770	1,227	23	10,521
Girls' and teen age wear	392	7	6,668	550	10	13,385	417	14	11,010	154	8	2,227	239	12	5,873
Infants' wear	(1)	4	(x)	(1)	4	(x)	241	16	9,420	(1)	1	(x)	(1)	2	(x)
Underwear, slips, negligees, robes	1,335	26	11,644	1,183	27	20,818	1,193	38	20,927	599	19	5,332	857	21	10,379
Corsets and brassieres	508	11	7,936	620	23	18,557	648	23	16,869	142	6	2,644	159	11	5,687
Women's, children's hosiery	413	15	9,703	899	29	21,055	627	35	13,368	239	16	4,509	341	18	8,143
Millinery	257	12	7,549	1,440	25	22,456	339	31	20,587	121	9	3,136	512	17	9,421
Handbags, other accessories	632	26	11,883	913	34	20,095	959	30	20,523	94	11	4,352	625	21	9,743
Women's, misses', juniors' leather footwear	(1)	4	(x)	616	7	12,384	1,760	9	11,865	(1)	3	(x)	612	8	6,374
Men's furnishings	(1)	1	(x)	(1)	1	(x)	(1)	1	(x)	...	...	...	...	...	...
Boys' wear	(1)	4	(x)	(1)	2	(x)	(1)	2	(x)	(1)	2	(x)	(1)	1	(x)
Other sales	1,438	...	...	745	...	...	1,033	...	...	407	...	...	930	...	...
Not analyzing merchandise line sales	235	3	...	668	7	...	424	3	...	226	1	...	...	...	...
Small single unit stores	5,059	178	...	2,088	63	...	2,502	84	...	266	10	...	239	8	...

Kind of business and merchandise line	NEW HAVEN, CONN. Merchandise line sales	Number	Total sales	NEW ORLEANS, LA. Merchandise line sales	Number	Total sales	NEW YORK-NORTHEASTERN NEW JERSEY Merchandise line sales	Number	Total sales	NORFOLK-PORTSMOUTH, VA. Merchandise line sales	Number	Total sales	OKLAHOMA CITY, OKLA. Merchandise line sales	Number	Total sales
Large stores and multiunits															
Analyzing merchandise line sales, total	9,191	31	...	21,233	29	...	353,118	1,060	...	12,818	43	...	8,892	17	...
Women's, misses', juniors' coats and suits	2,878	29	9,042	3,834	28	21,159	87,325	743	312,756	3,705	40	12,506	2,316	16	8,696
Women's, misses', juniors' dresses	2,994	29	8,710	6,369	29	21,233	120,255	1,000	332,614	3,388	41	12,198	2,397	16	8,696
Housedresses and uniforms	(1)	3	(x)	(1)	3	(x)	4,236	130	82,298	96	10	1,285	(1)	4	(x)
Custom made women's apparel	(1)	1	(x)	...	...	...	4,824	33	50,792	(1)	3	(x)	...	...	...
Fur garments and furs	238	6	4,262	428	13	17,621	14,467	120	190,499	159	16	8,636	546	8	6,908
Blouses, skirts, sportswear	1,050	16	6,069	2,318	27	21,004	33,900	542	270,794	1,437	38	11,804	1,034	16	8,696
Girls' and teen age wear	(1)	3	(x)	374	8	4,559	6,360	116	112,752	383	13	5,519	(1)	3	(x)
Infants' wear	(1)	2	(x)	998	13	12,705	4,357	79	116,397	118	6	3,647	(1)	2	(x)
Underwear, slips, negligees, robes	489	10	4,352	1,723	25	19,982	22,350	409	225,533	1,136	35	11,529	562	13	7,709
Corsets and brassieres	129	[illegible]	2,728	466	17	15,579	7,493	286	193,813	271	20	8,013	158	7	5,202
Women's, children's hosiery	223	7	3,228	593	20	15,537	9,594	355	214,395	427	27	10,223	233	13	7,709
Millinery	89	7	3,724	960	15	15,820	7,534	161	205,965	442	24	10,228	260	9	5,783
Handbags, other accessories	250	8	4,358	942	26	20,275	12,539	285	219,122	296	28	10,438	222	10	7,214
Women's, misses', juniors' leather footwear	(1)	1	(x)	1,118	3	11,243	10,714	81	126,673	(1)	4	(x)	683	5	5,232
Men's furnishings	...	...	...	...	...	...	2,071	14	56,720	...	...	...	(1)	1	(x)
Boys' wear	...	...	...	37	5	2,302	4,202	26	67,174	(1)	3	(x)	(1)	1	(x)
Other sales	951	...	...	1,073	...	...	397	...	...	960	...	...	481	...	...
Not analyzing merchandise line sales	110	1	...	1,664	4	...	19,362	137	...	...	...	...	235	3	...
Small single unit stores	1,830	54	...	809	29	...	94,393	3,225	...	1,071	24	...	356	17	...

Kind of business and merchandise line	ST. LOUIS, MO. Merchandise line sales	Number	Total sales	SALT LAKE CITY, UTAH Merchandise line sales	Number	Total sales	SAN ANTONIO, TEX. Merchandise line sales	Number	Total sales	SAN BERNARDINO, CALIF. Merchandise line sales	Number	Total sales	SAN DIEGO, CALIF. Merchandise line sales	Number	Total sales
Large stores and multiunits															
Analyzing merchandise line sales, total	36,399	136	...	7,368	26	...	11,214	34	...	2,233	23	...	8,533	25	...
Women's, misses', juniors' coats and suits	10,187	126	35,896	1,957	25	7,270	1,949	30	10,336	378	15	1,876	2,210	25	8,533
Women's, misses', juniors' dresses	10,555	131	36,207	2,009	25	7,140	3,668	33	11,180	855	23	2,233	2,078	23	7,716
Housedresses and uniforms	825	71	14,103	(1)	2	(x)	219	9	2,526	(1)	4	(x)	107	10	562
Custom made women's apparel	(1)	4	(x)	...	...	...	...	...	...	(1)	1	(x)	(1)	1	(x)
Fur garments and furs	1,132	32	23,606	129	7	3,752	293	10	6,698	(1)	1	(x)	31	5	3,127
Blouses, skirts, sportswear	3,958	113	33,288	[illegible]	23	6,919	1,407	29	9,911	415	18	2,067	1,333	18	6,763
Girls' and teen-age wear	616	43	14,930	(1)	2	(x)	197	6	4,744	118	5	806	233	6	2,624
Infants' wear	245	24	6,033	(1)	3	(x)	199	8	4,853	(1)	2	(x)	123	5	2,308
Underwear, slips, negligees, robes	2,277	98	30,226	584	23	6,818	870	26	9,409	225	19	1,970	813	24	6,964
Corsets and brassieres	931	83	27,325	232	14	5,105	402	14	7,259	37	9	931	297	15	6,291
Women's, children's hosiery	1,285	95	29,882	302	20	6,379	549	22	9,603	107	19	1,850	406	19	6,040
Millinery	1,177	47	23,820	117	7	3,155	262	10	7,048	(1)	4	(x)	161	13	4,273
Handbags, other accessories	865	66	26,914	107	10	3,606	284	18	8,783	26	10	1,262	223	17	6,626
Women's, misses', juniors' leather footwear	1,703	15	16,302	(1)	4	(x)	(1)	3	(x)	...	...	...	143	6	1,918
Men's furnishings	(1)	4	(x)	...	...	...	...	...	...	...	...	...	(1)	2	(x)
Boys' wear	25	5	1,869	(1)	2	(x)	...	...	...	...	...	...	(1)	3	(x)
Other sales	1,218	...	...	932	...	...	915	...	...	72	...	...	375	...	...
Not analyzing merchandise line sales	1,465	10	...	...	...	...	...	...	...	240	3	...	697	10	...
Small single unit stores	6,423	174	...	339	14	...	625	20	...	976	45	...	2,027	78	...

Kind of business and merchandise line	OMAHA, NEBR. Merchandise line sales	Number	Total sales	PHILADELPHIA, PA. Merchandise line sales	Number	Total sales	PHOENIX, ARIZ. Merchandise line sales	Number	Total sales	PITTSBURGH, PA. Merchandise line sales	Number	Total sales	PORTLAND, OREG. Merchandise line sales	Number	Total sales
Large stores and multiunits															
Analyzing merchandise line sales, total	9,256	15	...	78,898	212	...	6,373	16	...	40,437	163	...	12,960	33	...
Women's, misses', juniors' coats and suits	2,277	13	9,099	17,607	158	66,885	920	13	6,230	11,018	145	38,880	4,685	29	12,720
Women's, misses', juniors' dresses	2,573	14	9,175	22,107	205	77,444	1,856	15	6,351	13,555	159	40,144	2,878	31	12,177
Housedresses and uniforms	[illegible]	[illegible]	[illegible]	965	50	20,046	(1)	2	(x)	409	38	11,478	8	5	384
Custom made women's apparel	(1)	[illegible]	(x)	619	16	1,986	(1)	2	(x)	356	13	2,360	(1)	1	(x)
Fur garments and furs	525	[illegible]	6,449	1,812	25	45,259	(1)	3	(x)	610	34	20,292	211	6	8,154
Blouses, skirts, sportswear	962	14	4,179	8,458	138	69,076	773	11	5,428	3,240	91	29,370	1,835	25	11,713
Girls' and teen age wear	(1)	[illegible]	(x)	1,153	33	40,973	(1)	3	(x)	1,183	25	15,524	303	6	5,453
Infants' wear	(1)	4	(x)	1,473	30	40,563	(1)	4	(x)	544	21	14,851	(1)	3	(x)
Underwear, slips, negligees, robes	586	11	9,814	5,751	124	66,083	424	10	5,181	2,363	84	27,665	911	22	11,276
Corsets and brassieres	305	10	8,034	2,265	79	55,030	153	7	5,081	776	64	23,129	324	12	8,747
Women's, children's hosiery	300	10	8,108	3,358	94	60,117	210	11	6,102	1,244	76	25,478	459	17	10,511
Millinery	375	8	[illegible]	1,721	41	55,916	107	5	4,545	552	37	18,846	377	16	7,688
Handbags, other accessories	254	12	8,450	4,498	86	62,748	233	9	5,867	1,152	84	27,225	430	14	10,546
Women's, misses', juniors' leather footwear	(1)	3	(x)	[illegible]	12	39,850	300	6	4,123	987	16	9,804	516	5	5,447
Men's furnishings	...	...	...	437	7	4,178	(1)	3	(x)	(1)	4	(x)	(1)	1	(x)
Boys' wear	(1)	2	(x)	371	13	15,450	(1)	3	(x)	240	13	6,063	(1)	2	(x)
Other sales	[illegible]	...	...	[illegible]	...	...	1,307	...	...	2,208	...	...	23	...	...
Not analyzing merchandise line sales	...	...	...	[illegible]	54	...	74	2	...	1,538	12	...	46	1	...
Small single unit stores	[illegible]	11	...	[illegible]	217	...	728	27	...	10,187	250	...	1,544	53	...

Table 19E.—MERCHANDISE LINE SALES OF LARGE STORES AND MULTIUNITS—APPAREL GROUP—KIND OF BUSINESS, FOR SELECTED STANDARD METROPOLITAN AREAS: 1948—Continued

[See text for explanatory material]

Kind of business and merchandise line	Merchandise line sales (Thousand dollars)	Stores reporting merchandise line: Number	Stores reporting merchandise line: Total sales (Thousand dollars)	Merchandise line sales (Thousand dollars)	Stores reporting merchandise line: Number	Stores reporting merchandise line: Total sales (Thousand dollars)	Merchandise line sales (Thousand dollars)	Stores reporting merchandise line: Number	Stores reporting merchandise line: Total sales (Thousand dollars)	Merchandise line sales (Thousand dollars)	Stores reporting merchandise line: Number	Stores reporting merchandise line: Total sales (Thousand dollars)	Merchandise line sales (Thousand dollars)	Stores reporting merchandise line: Number	Stores reporting merchandise line: Total sales (Thousand dollars)
WOMEN'S READY-TO-WEAR STORES	PROVIDENCE, R.I.			READING, PA.			RICHMOND, VA.			ROCHESTER, N.Y.			SACRAMENTO, CALIF.		
Large stores and multiunits—															
Analyzing merchandise line sales, total	24,158	62	...	5,043	14	...	5,505	24	...	15,184	32	...	8,050	25	...
Women's, misses', juniors' coats and suits	6,684	59	23,968	1,408	11	4,337	1,859	24	5,505	3,648	27	14,721	2,383	20	7,838
Women's, misses', juniors' dresses	7,301	62	24,158	1,979	14	5,043	1,708	23	5,324	3,420	27	14,090	1,376	22	6,182
Housedresses and uniforms	461	13	13,784	(1)	4	(x)	(1)	2	(x)	(1)	4	(x)	79	9	872
Custom-made women's apparel	(1)	3	(x)	...	...	...	...	...	...	(1)	2	(x)	(1)	1	(x)
Fur garments and furs	1,087	22	18,686	(1)	4	(x)	90	12	3,710	397	12	11,679	136	5	4,066
Blouses, skirts, sportswear	2,431	44	22,242	497	10	3,603	519	18	4,032	1,416	20	13,804	1,412	22	7,218
Girls' and teen-age wear	797	11	9,324	(1)	3	(x)	(1)	4	(x)	357	7	4,174	148	7	1,466
Infants' wear	427	12	12,486	...	...	...	(1)	2	(x)	(1)	4	(x)	115	7	2,162
Underwear, slips, negligees, robes	1,469	28	17,897	221	8	3,210	366	17	3,307	1,019	16	11,852	557	19	6,891
Corsets and brassieres	417	19	10,141	85	5	2,136	48	9	1,714	416	12	11,765	312	20	6,934
Women's, children's hosiery	831	28	17,234	(1)	3	(x)	221	15	3,664	545	17	12,075	339	19	6,771
Millinery	571	19	15,608	(1)	2	(x)	241	12	3,553	551	12	11,546	228	6	4,218
Handbags, other accessories	689	20	13,998	85	8	3,427	122	17	3,933	402	15	12,760	204	14	5,866
Women's, misses', juniors' leather footwear	351	6	9,534	(1)	2	(x)	(1)	2	(x)	(1)	3	(x)	(1)	2	(x)
Men's furnishings	(1)	1	(x)	...	...	...	...	...	...	(1)	2	(x)	...	...	...
Boys' wear	(1)	1	(x)	...	...	...	...	...	...	(1)	3	(x)	...	...	...
Other sales	642	...	...	768	...	...	331	...	...	3,013	...	...	761	...	...
Not analyzing merchandise line sales	647	6	...	103	1	...	...	...	...	693	1	...	...	...	...
Small single unit stores	2,787	107	...	966	41	...	316	9	...	1,655	68	...	746	23	...
	SAN FRANCISCO-OAKLAND, CALIF.			SAN JOSE, CALIF.			SCRANTON, PA.			SEATTLE, WASH.			SOUTH BEND, IND.		
Large stores and multiunits—															
Analyzing merchandise line sales, total	71,198	212	...	8,335	26	...	5,406	28	...	16,939	48	...	5,980	17	...
Women's, misses', juniors' coats and suits	21,374	171	68,541	2,315	23	8,223	1,691	23	4,532	5,859	39	16,249	1,694	14	5,714
Women's, misses', juniors' dresses	13,444	176	59,949	1,527	22	6,379	1,510	27	4,884	3,788	45	16,145	1,708	17	5,980
Housedresses and uniforms	295	30	18,163	(1)	2	(x)	(1)	3	(x)	(1)	4	(x)	(1)	4	(x)
Custom-made women's apparel	696	16	16,199	(1)	1	(x)	...	...	...	...	...	...	...	...	...
Fur garments and furs	2,267	48	47,152	175	6	4,128	34	5	1,708	159	5	10,124	(1)	2	(x)
Blouses, skirts, sportswear	8,431	132	58,801	1,392	22	7,301	554	17	3,663	2,473	31	14,226	708	15	5,703
Girls' and teen-age wear	1,692	40	38,235	294	5	3,200	127	6	1,656	(1)	4	(x)	(1)	3	(x)
Infants' wear	1,138	34	38,483	(1)	4	(x)	(1)	1	(x)	106	5	4,520	(1)	4	(x)
Underwear, slips, negligees, robes	4,663	130	58,992	648	18	6,532	326	17	3,705	1,225	31	31,648	458	15	5,621
Corsets and brassieres	1,537	81	51,232	266	12	5,803	115	10	2,480	403	15	11,601	134	11	4,545
Women's, children's hosiery	2,136	97	54,309	294	16	5,688	134	12	3,056	403	24	12,065	227	14	5,377
Millinery	2,632	63	44,207	196	10	4,957	57	6	1,924	549	17	11,964	196	10	4,571
Handbags, other accessories	2,360	72	52,696	229	13	5,877	131	13	2,855	545	15	11,491	158	13	5,345
Women's, misses', juniors' leather footwear	2,460	21	33,166	(1)	2	(x)	(1)	1	(x)	(1)	3	(x)	(1)	3	(x)
Men's furnishings	193	6	21,651	...	...	...	...	...	...	(1)	1	(x)	...	...	...
Boys' wear	222	13	7,494	(1)	2	(x)	(1)	2	(x)	(1)	2	(x)	...	...	...
Other sales	5,658	...	...	999	...	...	727	...	...	1,429	...	...	697	...	...
Not analyzing merchandise line sales	1,138	10	...	327	6	...	600	4	...	82	1	...	104	2	...
Small single unit stores	11,875	410	...	1,238	36	...	1,769	54	...	2,266	91	...	332	7	...
	SPOKANE, WASH.			SPRINGFIELD-HOLYOKE, MASS.			STOCKTON, CALIF.			SYRACUSE, N.Y.			TACOMA, WASH.		
Large stores and multiunits—															
Analyzing merchandise line sales, total	4,001	16	...	9,999	42	...	7,019	28	...	13,950	23	...	2,349	19	...
Women's, misses', juniors' coats and suits	1,972	13	3,872	2,343	39	9,735	1,558	23	6,801	2,567	22	13,844	1,093	16	2,856
Women's, misses', juniors' dresses	881	13	2,985	2,902	41	9,878	1,254	26	6,474	3,766	23	13,950	904	18	2,913
Housedresses and uniforms	...	...	...	123	9	1,942	137	9	1,962	(1)	3	(x)	31	6	308
Custom-made women's apparel	...	...	...	(1)	1	(x)	...	...	...	...	...	...	(1)	2	(x)
Fur garments and furs	(1)	2	(x)	153	12	5,867	62	6	2,824	671	9	11,532	(1)	1	(x)
Blouses, skirts, sportswear	411	8	2,353	1,470	33	8,768	831	22	6,092	1,812	18	13,314	377	15	2,420
Girls' and teen-age wear	(1)	1	(x)	363	9	2,728	215	8	4,381	(1)	3	(x)	(1)	4	(x)
Infants' wear	...	...	...	(1)	3	(x)	193	7	3,526	(1)	4	(x)	(1)	4	(x)
Underwear, slips, negligees, robes	195	8	1,538	634	23	7,509	508	23	6,090	1,073	15	12,793	190	15	2,469
Corsets and brassieres	(1)	2	(x)	159	16	4,224	183	17	5,220	402	10	10,938	79	11	1,796
Women's, children's hosiery	30	5	783	360	21	7,328	295	21	5,964	515	13	11,975	68	10	1,450
Millinery	(1)	1	(x)	251	17	5,480	160	16	5,563	345	9	10,500	30	6	1,055
Handbags, other accessories	(1)	3	(x)	522	23	7,522	245	18	5,803	1,210	16	13,245	60	[illegible]	1,404
Women's, misses', juniors' leather footwear	(1)	2	(x)	416	6	2,904	354	9	3,623	(1)	3	(x)	(1)	[illegible]	(x)
Men's furnishings	...	...	...	(1)	2	(x)	(1)	1	(x)	(1)	1	(x)	...	...	...
Boys' wear	...	...	...	(1)	3	(x)	(1)	3	(x)	(1)	3	(x)	(1)	2	(x)
Other sales	512	...	...	303	...	...	1,024	...	...	1,589	...	...	117	...	...
Not analyzing merchandise line sales	68	1	...	678	5	...	...	...	...	520	2	...	462	3	...
Small single unit stores	342	15	...	1,503	54	...	660	18	...	893	31	...	508	20	...
	TAMPA-ST. PETERSBURG, FLA.			TOLEDO, OHIO			TRENTON, N.J.			TULSA, OKLA.			UTICA-ROME, N.Y.		
Large stores and multiunits—															
Analyzing merchandise line sales, total	8,362	39	...	6,172	26	...	7,889	26	...	5,401	13	...	5,759	36	...
Women's, misses', juniors' coats and suits	1,269	35	8,299	1,910	18	5,662	1,420	18	7,125	1,161	13	5,401	1,706	32	[illegible]
Women's, misses', juniors' dresses	2,593	36	7,027	2,037	23	5,858	2,040	23	7,599	1,458	13	5,401	1,492	33	[illegible]
Housedresses and uniforms	126	5	1,758	170	6	1,194	202	5	2,689	(1)	2	(x)	114	10	1,350
Custom-made women's apparel	238	5	893	...	...	...	...	...	...	...	...	...	(1)	[illegible]	(x)
Fur garments and furs	65	10	4,397	(1)	3	(x)	208	7	5,188	171	6	4,018	[illegible]	11	2,145
Blouses, skirts, sportswear	922	26	6,416	591	20	5,304	1,013	19	6,946	571	12	5,132	702	24	4,526
Girls' and teen-age wear	301	11	3,826	(1)	3	(x)	(1)	4	(x)	(1)	1	(x)	(1)	[illegible]	(x)
Infants' wear	76	5	1,752	(1)	4	(x)	(1)	3	(x)	(1)	1	(x)	(1)	[illegible]	(x)
Underwear, slips, negligees, robes	930	25	6,850	322	15	4,666	573	14	6,323	383	10	4,770	[illegible]	[illegible]	4,453
Corsets and brassieres	269	15	5,995	96	8	3,299	231	8	5,172	48	5	1,180	144	[illegible]	3,202
Women's, children's hosiery	347	25	7,176	140	11	3,902	307	11	5,671	135	8	4,219	[illegible]	17	3,469
Millinery	183	16	5,574	203	9	4,256	170	9	5,431	168	6	3,886	[illegible]	[illegible]	2,490
Handbags, other accessories	327	22	6,833	159	15	4,832	291	12	5,861	269	7	3,907	117	18	4,107
Women's, misses', juniors' leather footwear	(1)	3	(x)	(1)	1	(x)	477	6	4,154	(1)	3	(x)	(1)	[illegible]	(x)
Men's furnishings	...	...	...	...	...	...	(1)	2	(x)	...	...	...	(1)	1	(x)
Boys' wear	(1)	3	(x)	...	...	...	(1)	3	(x)	...	...	...	(1)	1	(x)
Other sales	716	...	...	544	...	...	957	...	...	1,037	...	...	409	...	...
Not analyzing merchandise line sales	301	1	...	126	2	...	...	...	...	...	...	...	...	...	...
Small single unit stores	2,066	68	...	1,049	35	...	1,308	58	...	492	15	...	1,743	51	...

See footnotes at end of table.

Table 19E.—MERCHANDISE LINE SALES OF LARGE STORES AND MULTIUNITS—APPAREL GROUP—KIND OF BUSINESS, FOR SELECTED STANDARD METROPOLITAN AREAS. 1948—Continued

[See text for explanatory material]

Kind of business and merchandise line	Merchandise line sales (Thousand dollars)	Stores reporting merchandise line: Number	Stores reporting merchandise line: Total sales (Thousand dollars)	Merchandise line sales (Thousand dollars)	Stores reporting merchandise line: Number	Stores reporting merchandise line: Total sales (Thousand dollars)	Merchandise line sales (Thousand dollars)	Stores reporting merchandise line: Number	Stores reporting merchandise line: Total sales (Thousand dollars)	Merchandise line sales (Thousand dollars)	Stores reporting merchandise line: Number	Stores reporting merchandise line: Total sales (Thousand dollars)	Merchandise line sales (Thousand dollars)	Stores reporting merchandise line: Number	Stores reporting merchandise line: Total sales (Thousand dollars)
WOMEN'S READY-TO-WEAR STORES	WASHINGTON, D.C.			WHEELING, W.VA.-STEUBENVILLE, OHIO			WICHITA, KANS.			WILKES-BARRE-HAZLETON, PA.			WILMINGTON, DEL.		
Large stores and multiunits —															
Analyzing merchandise line sales, total	42,082	132	...	7,510	27	...	5,430	14	...	7,333	45	...	8,769	25	...
Women's, misses', juniors' coats and suits	9,480	113	40,539	1,758	26	7,453	1,494	12	4,738	2,551	40	7,112	1,802	20	8,563
Women's, misses', juniors' dresses	12,276	125	41,183	2,066	26	7,453	1,146	13	3,960	2,737	44	7,286	2,781	25	8,769
Housedresses and uniforms	336	18	3,762	212	8	3,019	(1)	3	(x)	33	9	902	(1)	1	(x)
Custom made women's apparel	(1)	3	(x)	(1)	1	(x)	...	...	...	(1)	2	(x)	(1)	1	(x)
Fur garments and furs	1,139	31	29,031	204	13	5,815	(1)	3	(x)	115	12	2,720	318	7	5,817
Blouses, skirts, sportswear	5,182	99	36,975	781	22	6,866	532	12	3,245	618	33	5,312	1,133	19	8,067
Girls' and teen-age wear	849	14	14,905	225	7	2,539	(1)	1	(x)	82	9	998	(1)	2	(x)
Infants' wear	246	8	5,044	(1)	2	(x)	...	...	...	18	6	844	(1)	1	(x)
Underwear, slips, negligees, robes	3,736	81	33,932	552	22	6,823	410	12	4,868	434	30	4,528	625	15	6,915
Corsets and brassieres	957	55	26,323	154	10	4,988	120	6	2,787	214	23	3,278	153	8	5,749
Women's, children's hosiery	1,712	75	30,238	194	20	5,467	283	9	3,811	182	24	3,671	405	15	7,343
Millinery	1,392	59	29,446	174	10	5,197	120	5	3,210	111	13	2,749	162	5	4,314
Handbags, other accessories	2,496	68	30,798	315	20	6,537	124	8	3,867	131	18	3,273	529	10	6,185
Women's, misses', juniors' leather footwear	892	12	14,197	249	5	3,817	(1)	2	(x)	...	...	...	(1)	2	(x)
Men's furnishings	...	...	...	...	...	...	(1)	1	(x)	(1)	1	(x)	...	...	...
Boys' wear	...	...	...	(1)	2	(x)	...	...	...	...	...	...	...	...	...
Other sales	1,589	...	...	626	...	...	1,196	...	...	107	...	...	861	....	...
Not analyzing merchandise line sales	689	7	...	...	...	...	...	...	...	32	1	...	...	...	...
Small single unit stores	6,174	162	...	1,157	34	...	151	5	...	1,480	60	...	742	22	...
	WORCESTER, MASS.			YORK, PA.			YOUNGSTOWN, OHIO								
Large stores and multiunits —															
Analyzing merchandise line sales, total	12,188	27	...	3,952	16	...	11,347	32	...						
Women's, misses', juniors' coats and suits	2,490	24	11,918	1,332	15	3,843	2,838	30	11,011						
Women's, misses', juniors' dresses	2,733	27	12,188	1,327	16	3,952	3,197	31	11,029						
Housedresses and uniforms	213	6	5,024	59	8	1,590	(1)	3	(x)						
Custom-made women's apparel	(1)	1	(x)	(1)	1	(x)	(1)	1	(x)						
Fur garments and furs	598	12	9,578	66	6	1,894	226	12	7,832						
Blouses, skirts, sportswear	1,348	19	11,067	284	14	3,538	1,282	24	10,128						
Girls' and teen-age wear	384	5	6,097	195	8	1,619	310	8	3,933						
Infants' wear	(1)	3	(x)	58	5	1,322	335	8	4,339						
Underwear, slips, negligees, robes	488	14	9,640	128	12	2,723	777	21	9,389						
Corsets and brassieres	197	9	7,935	44	10	1,852	235	14	7,774						
Women's, children's hosiery	331	12	9,154	70	12	3,293	469	21	9,461						
Millinery	246	7	8,599	48	7	1,819	326	18	8,922						
Handbags, other accessories	829	8	7,328	48	10	2,346	489	22	9,988						
Women's, misses', juniors' leather footwear	(1)	3	(x)	(1)	4	(x)	(1)	3	(x)						
Men's furnishings	(1)	1	(x)	...	...	...	(1)	1	(x)						
Boys' wear	(1)	2	(x)	(1)	2	(x)	(1)	1	(x)						
Other sales	2,331	...	...	293	...	...	863	...	...						
Not analyzing merchandise line sales	556	3	...	189	2	...	258	2	...						
Small single unit stores	624	14	...	526	15	...	1,305	36	...						

See footnotes at end of table.

Table 19E.—MERCHANDISE LINE SALES OF LARGE STORES AND MULTIUNITS—APPAREL GROUP—KIND OF BUSINESS, FOR SELECTED STANDARD METROPOLITAN AREAS: 1948—Continued

[See text for explanatory material]

Kind of business and merchandise line	Merchandise line sales (Thousand dollars)	Stores reporting merchandise line: Number	Stores reporting merchandise line: Total sales (Thousand dollars)
ALBANY-SCHENECTADY-TROY, N. Y.			
MILLINERY STORES			
Large stores and multiunits—			
Analyzing merchandise line sales, total	347	11	...
Millinery	275	11	347
Women's, children's hosiery	(1)	2	(x)
Handbags, other accessories	43	8	231
Other sales	29	...	...
Not analyzing merchandise line sales	...	...	...
Small single unit stores	484	28	...
ATLANTA, GA.			
Large stores and multiunits—			
Analyzing merchandise line sales, total	751	14	...
Millinery	638	14	751
Women's, children's hosiery	...	...	...
Handbags, other accessories	76	7	257
Other sales	37	...	...
Not analyzing merchandise line sales	...	...	...
Small single unit stores	318	11	...
BALTIMORE, MD.			
Large stores and multiunits—			
Analyzing merchandise line sales, total	563	16	...
Millinery	516	16	563
Women's, children's hosiery	(1)	2	(x)
Handbags, other accessories	40	7	336
Other sales	7	...	...
Not analyzing merchandise line sales	83	3	...
Small single unit stores	479	38	...
BOSTON, MASS.			
Large stores and multiunits—			
Analyzing merchandise line sales, total	1,124	28	...
Millinery	846	28	1,124
Women's, children's hosiery	64	9	616
Handbags, other accessories	75	15	617
Other sales	139	...	...
Not analyzing merchandise line sales	...	...	...
Small single unit stores	1,241	113	...
BUFFALO, N. Y.			
Large stores and multiunits—			
Analyzing merchandise line sales, total	698	24	...
Millinery	634	24	698
Women's, children's hosiery	...	...	...
Handbags, other accessories	63	11	374
Other sales	1	...	...
Not analyzing merchandise line sales	...	...	...
Small single unit stores	513	40	...
CHICAGO, ILL.			
Large stores and multiunits—			
Analyzing merchandise line sales, total	3,840	111	...
Millinery	3,290	111	3,840
Women's, children's hosiery	101	28	726
Handbags, other accessories	372	60	2,307
Other sales	77	...	...
Not analyzing merchandise line sales	18	1	...
Small single unit stores	4,404	328	...
CLEVELAND, OHIO			
Large stores and multiunits—			
Analyzing merchandise line sales, total	520	12	...
Millinery	386	12	520
Women's, children's hosiery	(1)	4	(x)
Handbags, other accessories	76	8	437
Other sales	58	...	...
Not analyzing merchandise line sales	...	...	...
Small single unit stores	572	48	...
DETROIT, MICH.			
Large stores and multiunits—			
Analyzing merchandise line sales, total	1,214	35	...
Millinery	900	35	1,214
Women's, children's hosiery	168	12	407
Handbags, other accessories	124	15	467
Other sales	22	...	...
Not analyzing merchandise line sales	337	3	...
Small single unit stores	1,365	93	...
KANSAS CITY, MO.			
Large stores and multiunits—			
Analyzing merchandise line sales, total	506	11	...
Millinery	459	11	506
Women's, children's hosiery	...	...	...
Handbags, other accessories	42	5	218
Other sales	5	...	...
Not analyzing merchandise line sales	...	...	...
Small single unit stores	283	19	...
LOS ANGELES, CALIF.			
Large stores and multiunits—			
Analyzing merchandise line sales, total	1,806	44	...
Millinery	1,401	44	1,806
Women's, children's hosiery	(1)	1	(x)
Handbags, other accessories	375	30	1,363
Other sales	30	...	...
Not analyzing merchandise line sales	50	1	...
Small single unit stores	1,609	125	...
MILWAUKEE, WIS.			
Large stores and multiunits—			
Analyzing merchandise line sales, total	544	16	...
Millinery	470	16	544
Women's, children's hosiery	...	...	...
Handbags, other accessories	74	11	403
Other sales	...	...	...
Not analyzing merchandise line sales	...	...	...
Small single unit stores	553	37	...
MINNEAPOLIS-ST. PAUL, MINN.			
Large stores and multiunits—			
Analyzing merchandise line sales, total	469	18	...
Millinery	422	18	469
Women's, children's hosiery	...	...	...
Handbags, other accessories	34	13	281
Other sales	13	...	...
Not analyzing merchandise line sales	...	...	...
Small single unit stores	208	19	...
NEW YORK-NORTHEASTERN NEW JERSEY			
Large stores and multiunits—			
Analyzing merchandise line sales, total	5,793	155	...
Millinery	5,208	155	5,793
Women's, children's hosiery	(1)	3	(x)
Handbags, other accessories	367	52	1,950
Other sales	218	...	...
Not analyzing merchandise line sales	547	5	...
Small single unit stores	14,526	981	...
PHILADELPHIA, PA.			
Large stores and multiunits—			
Analyzing merchandise line sales, total	1,713	45	...
Millinery	1,258	45	1,713
Women's, children's hosiery	(1)	1	(x)
Handbags, other accessories	362	40	1,607
Other sales	93	...	...
Not analyzing merchandise line sales	...	...	...
Small single unit stores	2,591	208	...
PITTSBURGH, PA.			
Large stores and multiunits—			
Analyzing merchandise line sales, total	931	25	...
Millinery	855	25	931
Women's, children's hosiery	(1)	1	(x)
Handbags, other accessories	59	9	272
Other sales	17	...	...
Not analyzing merchandise line sales	59	2	...
Small single unit stores	935	51	...
ST. LOUIS, MO.			
Large stores and multiunits—			
Analyzing merchandise line sales, total	1,281	48	...
Millinery	748	48	1,281
Women's, children's hosiery	15	14	74
Handbags, other accessories	425	47	1,268
Other sales	93	...	...
Not analyzing merchandise line sales	...	...	...
Small single unit stores	556	50	...
SAN FRANCISCO-OAKLAND, CALIF.			
Large stores and multiunits—			
Analyzing merchandise line sales, total	749	24	...
Millinery	634	24	749
Women's, children's hosiery	(1)	1	(x)
Handbags, other accessories	104	15	450
Other sales	11	...	...
Not analyzing merchandise line sales	...	...	...
Small single unit stores	1,245	99	...
WASHINGTON, D. C.			
Large stores and multiunits—			
Analyzing merchandise line sales, total	830	17	...
Millinery	756	17	830
Women's, children's hosiery	...	...	...
Handbags, other accessories	70	8	408
Other sales	4	...	...
Not analyzing merchandise line sales	...	...	...
Small single unit stores	787	42	...

See footnotes at end of table.

Table 19E.—MERCHANDISE LINE SALES OF LARGE STORES AND MULTIUNITS—APPAREL GROUP—KIND OF BUSINESS, FOR SELECTED STANDARD METROPOLITAN AREAS: 1948—Continued

[See text for explanatory material]

Kind of business and merchandise line	Merchandise line sales (Thousand dollars)	Stores reporting merchandise line: Number	Stores reporting merchandise line: Total sales (Thousand dollars)	Merchandise line sales (Thousand dollars)	Stores reporting merchandise line: Number	Stores reporting merchandise line: Total sales (Thousand dollars)	Merchandise line sales (Thousand dollars)	Stores reporting merchandise line: Number	Stores reporting merchandise line: Total sales (Thousand dollars)	Merchandise line sales (Thousand dollars)	Stores reporting merchandise line: Number	Stores reporting merchandise line: Total sales (Thousand dollars)	Merchandise line sales (Thousand dollars)	Stores reporting merchandise line: Number	Stores reporting merchandise line: Total sales (Thousand dollars)
	BOSTON, MASS.			CHICAGO, ILL.			DETROIT, MICH.			MILWAUKEE, WIS.			NEW YORK-NORTHEASTERN NEW JERSEY		
HOSIERY STORES															
Large stores and multiunits—															
Analyzing merchandise line sales, total	927	18	...	6,822	76	...	681	14	...	1,213	27	...	14,150	167	...
Women's, children's hosiery	774	18	977	5,054	76	6,222	677	14	683	704	27	1,213	10,258	167	14,150
Underwear, slips, negligees, robes	(1)	4	(x)	695	20	3,082	...	...	...	151	2	746	1,948	4	8,553
Corsets and brassieres	...	...	...	204	11	1,562	...	...	...	74	18	657	724	66	6,708
Other sales	203	...	...	269	...	...	8	...	...	284	...	...	1,170	...	...
Not analyzing merchandise line sales	...	...	...	141	4	...	...	...	...	...	...	...	...	...	...
Small single unit stores	445	22	...	2,051	92	...	171	14	...	276	12	...	9,253	495	...
	PHILADELPHIA, PA.			PROVIDENCE, R.I.											
Large stores and multiunits—															
Analyzing merchandise line sales, total	3,647	57	...	945	16	...									
Women's, children's hosiery	2,368	57	3,647	749	16	945									
Underwear, slips, negligees, robes	810	36	2,836	120	12	752									
Corsets and brassieres	104	20	1,200	63	7	297									
Other sales	365	...	...	15	...	...									
Not analyzing merchandise line sales	78	1	...	...	...	...									
Small single unit stores	2,640	236	...	42	5	...									

See footnotes at end of table.

Table 19E.—MERCHANDISE LINE SALES OF LARGE STORES AND MULTIUNITS—APPAREL GROUP—KIND OF BUSINESS, FOR SELECTED STANDARD METROPOLITAN AREAS: 1948—Continued

[See text for explanatory material]

Kind of business and merchandise line	Merchandise line sales (Thousand dollars)	Stores reporting merchandise line: Number	Stores reporting merchandise line: Total sales (Thousand dollars)	Merchandise line sales (Thousand dollars)	Stores reporting merchandise line: Number	Stores reporting merchandise line: Total sales (Thousand dollars)	Merchandise line sales (Thousand dollars)	Stores reporting merchandise line: Number	Stores reporting merchandise line: Total sales (Thousand dollars)	Merchandise line sales (Thousand dollars)	Stores reporting merchandise line: Number	Stores reporting merchandise line: Total sales (Thousand dollars)	Merchandise line sales (Thousand dollars)	Stores reporting merchandise line: Number	Stores reporting merchandise line: Total sales (Thousand dollars)
	BOSTON, MASS.			CHICAGO, ILL.			LOS ANGELES, CALIF.			NEW YORK-NORTHEASTERN NEW JERSEY			PHILADELPHIA, PA.		
CORSET, LINGERIE STORES															
Large stores and multiunits—															
Analyzing merchandise line sales, total	956	15	...	3,761	35	...	1,972	33	...	14,771	140	...	1,869	37	...
Underwear, slips, negligees, robes	223	9	744	1,170	29	2,991	435	27	1,403	4,339	69	11,631	857	34	1,835
Corsets and brassieres	518	14	811	1,751	31	3,218	730	27	1,473	6,121	117	12,252	676	31	1,357
Blouses, skirts, sportswear	(1)	2	(x)	274	6	1,286	522	9	755	1,782	62	8,710	109	13	642
Women's, children's hosiery	65	6	516	176	22	1,514	104	13	876	1,616	64	9,342	154	26	1,030
Handbags, other accessories	(1)	4	(x)	201	15	2,330	(1)	3	(x)	363	45	3,708	(1)	3	(x)
Other sales	150	...	...	189	...	...	181	...	...	612	...	...	72	...	...
Not analyzing merchandise line sales	...	...	...	...	...	...	...	...	...	401	2	...	...	...	...
Small single unit stores	927	62	...	4,045	173	...	1,923	84	...	28,243	984	...	3,258	184	...

See footnotes at end of table.

Table 19E.—MERCHANDISE LINE SALES OF LARGE STORES AND MULTIUNITS—APPAREL GROUP—KIND OF BUSINESS, FOR SELECTED STANDARD METROPOLITAN AREAS: 1948—Continued

[See text for explanatory material]

Kind of business and merchandise line	Merchandise line sales (Thousand dollars)	Stores reporting merchandise line: Number	Stores reporting merchandise line: Total sales (Thousand dollars)	Merchandise line sales (Thousand dollars)	Stores reporting merchandise line: Number	Stores reporting merchandise line: Total sales (Thousand dollars)	Merchandise line sales (Thousand dollars)	Stores reporting merchandise line: Number	Stores reporting merchandise line: Total sales (Thousand dollars)	Merchandise line sales (Thousand dollars)	Stores reporting merchandise line: Number	Stores reporting merchandise line: Total sales (Thousand dollars)	Merchandise line sales (Thousand dollars)	Stores reporting merchandise line: Number	Stores reporting merchandise line: Total sales (Thousand dollars)
	BOSTON, MASS.			CHICAGO, ILL.			CLEVELAND, OHIO			DETROIT, MICH.			KANSAS CITY, MO.		
APPAREL ACCESSORY, SPECIALTY STORES															
Large stores and multiunits—															
Analyzing merchandise line sales, total	2,005	27	...	10,158	56	...	2,135	13	...	4,443	56	...	1,375	10	...
Blouses, skirts, sportswear	437	19	1,790	4,239	51	9,216	800	13	2,135	1,537	54	4,251	195	8	1,125
Housedresses and uniforms	(1)	4	(x)	59	5	1,699	(1)	1	(x)	66	40	2,923	25	8	1,125
Girls' and teen-age wear	52	5	662	166	6	579	(1)	1	(x)	(1)	1	(x)	...	...	...
Infants' wear	109	6	763	(1)	2	(x)	(1)	1	(x)	(1)	1	(x)	...	...	...
Underwear, slips, negligees, robes	314	18	1,676	2,803	53	9,233	708	13	2,135	859	53	4,006	326	8	1,125
Corsets and brassieres	118	17	1,635	152	22	2,477	(1)	2	(x)	239	42	2,425	93	7	937
Women's, children's hosiery	411	19	1,699	1,022	38	6,867	347	13	2,135	822	53	4,006	389	9	1,354
Handbags, other accessories	235	22	1,722	338	15	2,865	(1)	3	(x)	83	27	2,357	56	8	1,125
Other sales	329	...	...	1,379	...	...	280	...	...	837	...	...	291	...	...
Not analyzing merchandise line sales	8	1	...	184	3	...	35	1	...	...	...	...	...	...	...
Small single unit stores	1,291	47	...	5,056	196	...	454	15	...	645	22	...	43	6	...
	LOS ANGELES, CALIF.			MILWAUKEE, WIS.			NEW YORK-NORTHEASTERN NEW JERSEY			PHILADELPHIA, PA.			PITTSBURGH, PA.		
Large stores and multiunits—															
Analyzing merchandise line sales, total	7,490	61	...	364	10	...	35,703	293	...	3,659	39	...	2,874	37	...
Blouses, skirts, sportswear	1,529	49	4,903	37	10	364	10,813	202	27,802	918	24	2,630	1,257	33	4,605
Housedresses and uniforms	(1)	3	(x)	(1)	1	(x)	151	26	2,821	(1)	4	(x)	(1)	2	(x)
Girls' and teen-age wear	(1)	2	(x)	...	...	...	150	6	592	...	...	...	...	...	...
Infants' wear	...	...	...	...	...	...	219	9	1,131	(1)	1	(x)	(1)	1	(x)
Underwear, slips, negligees, robes	1,154	40	4,473	69	10	364	7,276	204	26,487	879	30	2,756	1,307	35	4,755
Corsets and brassieres	314	29	2,631	22	9	268	3,282	150	20,977	228	14	1,313	661	34	4,419
Women's, children's hosiery	919	38	5,695	166	10	364	5,078	202	25,573	555	28	2,594	863	35	4,755
Handbags, other accessories	1,070	31	5,157	8	8	290	5,843	160	20,612	256	17	1,711	485	34	4,660
Other sales	2,513	...	...	62	...	...	2,891	...	...	823	...	...	301	...	...
Not analyzing merchandise line sales	153	2	...	...	...	...	1,676	10	...	...	...	...	...	...	...
Small single unit stores	1,568	69	...	260	9	...	21,353	795	...	2,737	114	...	810	23	...
	ST. LOUIS, MO.			SAN FRANCISCO-OAKLAND, CALIF.											
Large stores and multiunits—															
Analyzing merchandise line sales, total	2,284	23	...	2,130	19	...									
Blouses, skirts, sportswear	784	21	2,215	509	18	2,019									
Housedresses and uniforms	15	6	798	(1)	3	(x)									
Girls' and teen-age wear	(1)	3	(x)	(1)	1	(x)									
Infants' wear	...	...	...	(1)	1	(x)									
Underwear, slips, negligees, robes	581	21	2,247	561	15	1,809									
Corsets and brassieres	303	19	2,075	179	11	1,175									
Women's, children's hosiery	317	21	2,247	405	14	1,698									
Handbags, other accessories	57	13	1,416	236	13	1,691									
Other sales	227	...	...	240	...	...									
Not analyzing merchandise line sales	135	1	...	...	...	...									
Small single unit stores	129	5	...	335	25	...									

See footnotes at end of table.

Table 19E.—MERCHANDISE LINE SALES OF LARGE STORES AND MULTIUNITS—APPAREL GROUP—KIND OF BUSINESS, FOR SELECTED STANDARD METROPOLITAN AREAS: 1948—Continued

[See text for explanatory material]

Kind of business and merchandise line	Merchandise line sales (Thousand dollars)	Stores reporting merchandise line: Number	Stores reporting merchandise line: Total sales (Thousand dollars)
MEN'S SHOE STORES	**ATLANTA, GA.**		
Large stores and multiunits—			
Analyzing merchandise line sales, total	1,743	15	...
Men's, boys', leather footwear	1,588	15	1,743
Women's, misses', juniors' leather footwear	(1)	1	(x)
Rubber footwear	5	7	798
Men's furnishings	94	8	1,238
Men's hats and caps	...	...	...
Handbags, other accessories	...	...	...
Other sales	56	...	...
Not analyzing merchandise line sales	...	...	...
Small single unit stores	24	1	...
	BALTIMORE, MD.		
Large stores and multiunits—			
Analyzing merchandise line sales, total	3,410	25	...
Men's, boys', leather footwear	3,103	25	3,410
Women's, misses', juniors' leather footwear	(1)	2	(x)
Rubber footwear	19	15	1,526
Men's furnishings	169	16	2,435
Men's hats and caps	...	...	...
Handbags, other accessories	(1)	1	(x)
Other sales	119	...	...
Not analyzing merchandise line sales	...	...	...
Small single unit stores	268	8	...
	BIRMINGHAM, ALA.		
Large stores and multiunits—			
Analyzing merchandise line sales, total	1,136	10	...
Men's, boys', leather footwear	998	10	1,136
Women's, misses', juniors' leather footwear	...	...	...
Rubber footwear	4	5	580
Men's furnishings	103	7	963
Men's hats and caps	...	...	...
Handbags, other accessories	...	...	...
Other sales	31	...	...
Not analyzing merchandise line sales	...	...	...
Small single unit stores	30	2	...
	BOSTON, MASS.		
Large stores and multiunits—			
Analyzing merchandise line sales, total	4,462	37	...
Men's, boys', leather footwear	3,726	37	4,462
Women's, misses', juniors' leather footwear	249	7	978
Rubber footwear	73	28	3,251
Men's furnishings	256	26	3,005
Men's hats and caps	...	...	...
Handbags, other accessories	36	5	733
Other sales	122	...	...
Not analyzing merchandise line sales	...	...	...
Small single unit stores	733	25	...
	BUFFALO, N.Y.		
Large stores and multiunits—			
Analyzing merchandise line sales, total	1,901	18	...
Men's, boys', leather footwear	1,473	18	1,901
Women's, misses', juniors' leather footwear	(1)	3	(x)
Rubber footwear	56	17	1,706
Men's furnishings	102	13	1,627
Men's hats and caps	...	...	...
Handbags, other accessories	(1)	2	(x)
Other sales	270	...	...
Not analyzing merchandise line sales	...	...	...
Small single unit stores	334	13	...
	CHICAGO, ILL.		
Large stores and multiunits—			
Analyzing merchandise line sales, total[2]	12,150	104	...
Men's, boys' leather footwear	10,858	104	12,350
Women's, misses', juniors' leather footwear	260	9	1,120
Rubber footwear	189	81	9,112
Men's furnishings	760	76	9,221
Men's hats and caps	(1)	3	(x)
Handbags, other accessories	(1)	2	(x)
Other sales	283	...	...
Not analyzing merchandise line sales	...	...	...
Small single unit stores	739	22	...
	CINCINNATI, OHIO		
Large stores and multiunits—			
Analyzing merchandise line sales, total	2,083	20	...
Men's, boys' leather footwear	1,837	20	2,083
Women's, misses', juniors' leather footwear	(1)	3	(x)
Rubber footwear	11	15	1,404
Men's furnishings	148	16	1,850
Men's hats and caps	...	...	...
Handbags, other accessories	(1)	2	(x)
Other sales	87	...	...
Not analyzing merchandise line sales	...	...	...
Small single unit stores	180	6	...
	CLEVELAND, OHIO		
Large stores and multiunits—			
Analyzing merchandise line sales, total	2,965	20	...
Men's, boys' leather footwear	2,483	20	2,965
Women's, misses', juniors' leather footwear	(1)	2	(x)
Rubber footwear	26	15	2,042
Men's furnishings	196	17	2,692
Men's hats and caps	...	...	...
Handbags, other accessories	(1)	1	(x)
Other sales	260	...	...
Not analyzing merchandise line sales	...	...	...
Small single unit stores	200	5	...
	DALLAS, TEX.		
Large stores and multiunits—			
Analyzing merchandise line sales, total	1,661	14	...
Men's, boys' leather footwear	1,488	14	1,661
Women's, misses', juniors' leather footwear	...	...	...
Rubber footwear	6	6	790
Men's furnishings	151	10	1,278
Men's hats and caps	...	...	...
Handbags, other accessories	...	...	...
Other sales	16	...	...
Not analyzing merchandise line sales	...	...	...
Small single unit stores	28	1	...
	DETROIT, MICH.		
Large stores and multiunits—			
Analyzing merchandise line sales, total	6,573	71	...
Men's, boys' leather footwear	5,881	71	6,573
Women's, misses', juniors' leather footwear	56	7	732
Rubber footwear	99	56	4,644
Men's furnishings	368	49	4,588
Men's hats and caps	(1)	1	(x)
Handbags, other accessories	(1)	1	(x)
Other sales	169	...	...
Not analyzing merchandise line sales	...	...	...
Small single unit stores	473	15	...
	HARTFORD, CONN.		
Large stores and multiunits—			
Analyzing merchandise line sales, total	827	11	...
Men's, boys' leather footwear	733	11	827
Women's, misses', juniors' leather footwear	(1)	3	(x)
Rubber footwear	16	7	631
Men's furnishings	46	5	516
Men's hats and caps	...	...	...
Handbags, other accessories	...	...	...
Other sales	32	...	...
Not analyzing merchandise line sales	...	...	...
Small single unit stores	101	2	...
	HOUSTON, TEX.		
Large stores and multiunits—			
Analyzing merchandise line sales, total	1,909	14	...
Men's, boys' leather footwear	1,742	14	1,909
Women's, misses', juniors' leather footwear	(1)	3	(x)
Rubber footwear	8	9	1,355
Men's furnishings	97	8	1,337
Men's hats and caps	...	...	...
Handbags, other accessories	...	...	...
Other sales	62	...	...
Not analyzing merchandise line sales	...	...	...
Small single unit stores	11	1	...
	KANSAS CITY, MO.		
Large stores and multiunits—			
Analyzing merchandise line sales, total	1,220	10	...
Men's, boys' leather footwear	1,106	10	1,220
Women's, misses', juniors' leather footwear	...	...	...
Rubber footwear	5	8	1,022
Men's furnishings	83	7	1,049
Men's hats and caps	...	...	...
Handbags, other accessories	...	...	...
Other sales	26	...	...
Not analyzing merchandise line sales	...	...	...
Small single unit stores	161	5	...
	LOS ANGELES, CALIF.		
Large stores and multiunits—			
Analyzing merchandise line sales, total	4,411	42	...
Men's, boys' leather footwear	4,071	42	4,411
Women's, misses', juniors' leather footwear	(1)	1	(x)
Rubber footwear	17	17	1,772
Men's furnishings	224	24	2,851
Men's hats and caps	...	...	...
Handbags, other accessories	...	...	...
Other sales	99	...	...
Not analyzing merchandise line sales	...	...	...
Small single unit stores	620	17	...
	LOUISVILLE, KY.		
Large stores and multiunits—			
Analyzing merchandise line sales, total	1,370	12	...
Men's, boys' leather footwear	1,200	12	1,370
Women's, misses', juniors' leather footwear	(1)	2	(x)
Rubber footwear	12	8	856
Men's furnishings	113	8	1,098
Men's hats and caps	...	...	...
Handbags, other accessories	...	...	...
Other sales	45	...	...
Not analyzing merchandise line sales	...	...	...
Small single unit stores	168	6	...
	MEMPHIS, TENN.		
Large stores and multiunits—			
Analyzing merchandise line sales, total	1,278	10	...
Men's, boys' leather footwear	1,105	10	1,278
Women's, misses', juniors' leather footwear	(1)	1	(x)
Rubber footwear	(1)	4	(x)
Men's furnishings	138	8	1,172
Men's hats and caps	...	...	...
Handbags, other accessories	...	...	...
Other sales	35	...	...
Not analyzing merchandise line sales	...	...	...
Small single unit stores	...	...	...
	MIAMI, FLA.		
Large stores and multiunits—			
Analyzing merchandise line sales, total	1,813	14	...
Men's, boys' leather footwear	1,710	14	1,813
Women's, misses', juniors' leather footwear	(1)	2	(x)
Rubber footwear	(1)	2	(x)
Men's furnishings	(1)	4	(x)
Men's hats and caps	...	...	...
Handbags, other accessories	...	...	...
Other sales	103	...	...
Not analyzing merchandise line sales	...	...	...
Small single unit stores	251	11	...
	MILWAUKEE, WIS.		
Large stores and multiunits—			
Analyzing merchandise line sales, total	1,631	12	...
Men's, boys' leather footwear	1,463	12	1,631
Women's, misses', juniors' leather footwear	(1)	1	(x)
Rubber footwear	19	10	1,184
Men's furnishings	117	10	1,502
Men's hats and caps	...	...	...
Handbags, other accessories	...	...	...
Other sales	32	...	...
Not analyzing merchandise line sales	...	...	...
Small single unit stores	335	8	...
	MINNEAPOLIS–ST. PAUL, MINN.		
Large stores and multiunits—			
Analyzing merchandise line sales, total	2,405	15	...
Men's, boys' leather footwear	2,282	15	2,405
Women's, misses', juniors' leather footwear	...	...	...
Rubber footwear	10	8	829
Men's furnishings	81	10	1,067
Men's hats and caps	(1)	1	(x)
Handbags, other accessories	...	...	...
Other sales	32	...	...
Not analyzing merchandise line sales	...	...	...
Small single unit stores	164	3	...
	NEW ORLEANS, LA.		
Large stores and multiunits—			
Analyzing merchandise line sales, total	2,205	18	...
Men's, boys' leather footwear	2,118	18	2,205
Women's, misses', juniors' leather footwear	(1)	2	(x)
Rubber footwear	13	7	979
Men's furnishings	(1)	3	(x)
Men's hats and caps	(1)	1	(x)
Handbags, other accessories	...	...	...
Other sales	74	...	...
Not analyzing merchandise line sales	...	...	...
Small single unit stores	33	1	...
	NEW YORK–NORTHEASTERN NEW JERSEY		
Large stores and multiunits—			
Analyzing merchandise line sales, total	46,669	317	...
Men's, boys', leather footwear	39,443	317	46,669
Women's, misses', juniors' leather footwear	2,355	68	12,099
Rubber footwear	741	249	37,190
Men's furnishings	2,389	199	30,451
Men's hats and caps	(1)	1	(x)
Handbags, other accessories	127	12	3,340
Other sales	1,614	...	...
Not analyzing merchandise line sales	...	...	...
Small single unit stores	3,450	124	...
	PHILADELPHIA, PA.		
Large stores and multiunits—			
Analyzing merchandise line sales, total	8,615	78	...
Men's, boys', leather footwear	7,587	78	8,615
Women's, misses', juniors' leather footwear	175	11	1,267
Rubber footwear	104	49	4,548
Men's furnishings	483	59	6,991
Men's hats and caps	...	...	...
Handbags, other accessories	(1)	3	(x)
Other sales	266	...	...
Not analyzing merchandise line sales	...	...	...
Small single unit stores	483	23	...
	PITTSBURGH, PA.		
Large stores and multiunits—			
Analyzing merchandise line sales, total	3,196	29	...
Men's, boys', leather footwear	2,832	29	3,196
Women's, misses', juniors' leather footwear	(1)	4	(x)
Rubber footwear	20	20	1,887
Men's furnishings	192	21	2,635
Men's hats and caps	...	...	...
Handbags, other accessories	...	...	...
Other sales	152	...	...
Not analyzing merchandise line sales	...	...	...
Small single unit stores	212	6	...
	PROVIDENCE, R.I.		
Large stores and multiunits—			
Analyzing merchandise line sales, total	2,032	14	...
Men's, boys', leather footwear	1,460	14	2,032
Women's, misses', juniors' leather footwear	285	5	834
Rubber footwear	46	13	2,008
Men's furnishings	136	11	1,735
Men's hats and caps	...	...	...
Handbags, other accessories	(1)	3	(x)
Other sales	105	...	...
Not analyzing merchandise line sales	...	...	...
Small single unit stores	299	12	...
	ST. LOUIS, MO.		
Large stores and multiunits—			
Analyzing merchandise line sales, total	2,690	22	...
Men's, boys', leather footwear	2,393	22	2,690
Women's, misses', juniors' leather footwear	(1)	4	(x)
Rubber footwear	17	17	1,841
Men's furnishings	243	17	2,308
Men's hats and caps	(1)	1	(x)
Handbags, other accessories	...	...	...
Other sales	37	...	...
Not analyzing merchandise line sales	...	...	...
Small single unit stores	211	11	...
	SAN FRANCISCO–OAKLAND, CALIF.		
Large stores and multiunits—			
Analyzing merchandise line sales, total	2,479	21	...
Men's, boys' leather footwear	2,331	21	2,479
Women's, misses', juniors' leather footwear	(1)	1	(x)
Rubber footwear	10	16	1,542
Men's furnishings	67	10	1,119
Men's hats and caps	...	...	...
Handbags, other accessories	...	...	...
Other sales	71	...	...
Not analyzing merchandise line sales	...	...	...
Small single unit stores	348	13	...
	WASHINGTON, D.C.		
Large stores and multiunits—			
Analyzing merchandise line sales, total	2,456	19	...
Men's, boys' leather footwear	2,014	19	2,456
Women's, misses', juniors' leather footwear	(1)	2	(x)
Rubber footwear	16	13	1,427
Men's furnishings	158	11	1,926
Men's hats and caps	...	...	...
Handbags, other accessories	(1)	1	(x)
Other sales	268	...	...
Not analyzing merchandise line sales	...	...	...
Small single unit stores	49	1	...

See footnotes at end of table.

Table 19E.—MERCHANDISE LINE SALES OF LARGE STORES AND MULTIUNITS—APPAREL GROUP—KIND OF BUSINESS, FOR SELECTED STANDARD METROPOLITAN AREAS: 1948—Continued

[See text for explanatory material]

Kind of business and merchandise line	Merchandise line sales (Thousand dollars)	Stores reporting merchandise line: Number	Stores reporting merchandise line: Total sales (Thousand dollars)
WOMEN'S SHOE STORES	ALBANY-SCHENECTADY-TROY, N. Y.		
Large stores and multiunits—			
Analyzing merchandise line sales, total	1,007	11	...
Women's, misses', juniors' leather footwear	871	11	1,007
Men's, boys' leather footwear	...	...	...
Rubber footwear	34	6	469
Women's, children's hosiery	53	7	699
Millinery	...	...	...
Handbags, other accessories	(1)	4	(x)
Other sales	49	...	...
Not analyzing merchandise line sales	...	...	...
Small single unit stores	192	6	...
	BALTIMORE, MD.		
Large stores and multiunits—			
Analyzing merchandise line sales, total	4,871	23	...
Women's, misses', juniors' leather footwear	3,940	23	4,871
Men's, boys' leather footwear	(1)	4	(x)
Rubber footwear	42	12	3,458
Women's, children's hosiery	311	20	4,672
Millinery	(1)	1	(x)
Handbags, other accessories	347	21	4,806
Other sales	231	...	...
Not analyzing merchandise line sales	...	...	...
Small single unit stores	336	10	...
	BIRMINGHAM, ALA.		
Large stores and multiunits—			
Analyzing merchandise line sales, total	2,650	13	...
Women's, misses', juniors' leather footwear	2,170	13	2,650
Men's, boys' leather footwear	...	...	...
Rubber footwear	18	5	1,381
Women's, children's hosiery	151	6	1,626
Millinery	...	...	...
Handbags, other accessories	269	9	2,247
Other sales	42	...	...
Not analyzing merchandise line sales	...	...	...
Small single unit stores	141	2	...
	BOSTON, MASS.		
Large stores and multiunits—			
Analyzing merchandise line sales, total	9,083	56	...
Women's, misses', juniors' leather footwear	7,612	56	9,083
Men's, boys' leather footwear	147	6	884
Rubber footwear	242	37	7,398
Women's, children's hosiery	337	33	5,669
Millinery	(1)	3	(x)
Handbags, other accessories	653	35	7,108
Other sales	92	...	...
Not analyzing merchandise line sales	...	...	...
Small single unit stores	885	32	...
	BRIDGEPORT, CONN.		
Large stores and multiunits—			
Analyzing merchandise line sales, total	3,004	10	...
Women's, misses', juniors' leather footwear	1,013	10	3,004
Men's, boys' leather footwear	...	...	...
Rubber footwear	42	7	961
Women's, children's hosiery	161	6	2,564
Millinery	(1)	1	(x)
Handbags, other accessories	159	8	2,780
Other sales	1,629	...	...
Not analyzing merchandise line sales	...	...	...
Small single unit stores	171	3	...
	BUFFALO, N. Y.		
Large stores and multiunits—			
Analyzing merchandise line sales, total	3,049	17	...
Women's, misses', juniors' leather footwear	2,512	17	3,049
Men's, boys' leather footwear	(1)	3	(x)
Rubber footwear	151	17	3,049
Women's, children's hosiery	170	15	2,905
Millinery	...	...	...
Handbags, other accessories	159	14	2,913
Other sales	57	...	...
Not analyzing merchandise line sales	...	...	...
Small single unit stores	283	8	...
	CHICAGO, ILL.		
Large stores and multiunits—			
Analyzing merchandise line sales, total	26,098	115	...
Women's, misses', juniors' leather footwear	21,502	115	26,098
Men's, boys' leather footwear	(1)	4	(x)
Rubber footwear	422	71	21,186
Women's, children's hosiery	1,357	76	21,658
Millinery	(1)	1	(x)
Handbags, other accessories	2,520	92	23,934
Other sales	297	...	...
Not analyzing merchandise line sales	...	...	...
Small single unit stores	1,324	30	...
	CINCINNATI, OHIO		
Large stores and multiunits—			
Analyzing merchandise line sales, total	2,246	10	...
Women's, misses', juniors' leather footwear	1,815	10	2,246
Men's, boys' leather footwear	...	...	...
Rubber footwear	45	6	1,563
Women's, children's hosiery	124	8	2,050
Millinery	...	...	...
Handbags, other accessories	208	8	2,139
Other sales	54	...	...
Not analyzing merchandise line sales	...	...	...
Small single unit stores	156	3	...
	CLEVELAND, OHIO		
Large stores and multiunits—			
Analyzing merchandise line sales, total	4,206	12	...
Women's, misses', juniors' leather footwear	3,510	12	4,206
Men's, boys' leather footwear	...	...	...
Rubber footwear	83	11	3,702
Women's, children's hosiery	162	6	1,971
Millinery	...	...	...
Handbags, other accessories	394	11	4,154
Other sales	57	...	...
Not analyzing merchandise line sales	...	...	...
Small single unit stores	149	3	...
	DALLAS, TEX.		
Large stores and multiunits—			
Analyzing merchandise line sales, total	2,804	11	...
Women's, misses', juniors' leather footwear	2,344	11	2,804
Men's, boys' leather footwear	(1)	1	(x)
Rubber footwear	(1)	3	(x)
Women's, children's hosiery	145	8	2,480
Millinery	...	...	...
Handbags, other accessories	207	8	2,634
Other sales	208	...	...
Not analyzing merchandise line sales	...	...	...
Small single unit stores	104	3	...
	DETROIT, MICH.		
Large stores and multiunits—			
Analyzing merchandise line sales, total	13,928	51	...
Women's, misses', juniors' leather footwear	10,123	51	13,928
Men's, boys' leather footwear	(1)	4	(x)
Rubber footwear	257	27	8,106
Women's, children's hosiery	813	37	10,801
Millinery	(1)	1	(x)
Handbags, other accessories	920	41	11,856
Other sales	1,815	...	...
Not analyzing merchandise line sales	...	...	...
Small single unit stores	748	17	...
	HARTFORD, CONN.		
Large stores and multiunits—			
Analyzing merchandise line sales, total	2,091	11	...
Women's, misses', juniors' leather footwear	1,665	11	2,091
Men's, boys' leather footwear	(1)	2	(x)
Rubber footwear	45	7	1,271
Women's, children's hosiery	107	6	1,234
Millinery	...	...	...
Handbags, other accessories	204	8	1,585
Other sales	70	...	...
Not analyzing merchandise line sales	...	...	...
Small single unit stores	216	4	...
	HOUSTON, TEX.		
Large stores and multiunits—			
Analyzing merchandise line sales, total	4,407	13	...
Women's, misses', juniors' leather footwear	3,452	13	4,407
Men's, boys' leather footwear	...	...	...
Rubber footwear	9	6	3,170
Women's, children's hosiery	326	9	3,840
Millinery	...	...	...
Handbags, other accessories	550	13	4,407
Other sales	70	...	...
Not analyzing merchandise line sales	...	...	...
Small single unit stores	70	2	...
	JACKSONVILLE, FLA.		
Large stores and multiunits—			
Analyzing merchandise line sales, total	1,475	14	...
Women's, misses', juniors' leather footwear	1,302	14	1,475
Men's, boys' leather footwear	...	...	...
Rubber footwear	(1)	1	(x)
Women's, children's hosiery	67	5	900
Millinery	...	...	...
Handbags, other accessories	96	6	1,027
Other sales	10	...	...
Not analyzing merchandise line sales	...	...	...
Small single unit stores	114	4	...
	KANSAS CITY, MO.		
Large stores and multiunits—			
Analyzing merchandise line sales, total	3,206	11	...
Women's, misses', juniors' leather footwear	2,674	11	3,206
Men's, boys' leather footwear	...	...	...
Rubber footwear	44	7	2,058
Women's, children's hosiery	148	6	1,820
Millinery	...	...	...
Handbags, other accessories	308	10	3,092
Other sales	32	...	...
Not analyzing merchandise line sales	...	...	...
Small single unit stores	5	1	...
	LOS ANGELES, CALIF.		
Large stores and multiunits—			
Analyzing merchandise line sales, total	12,928	64	...
Women's, misses', juniors' leather footwear	10,530	64	12,928
Men's, boys' leather footwear	46	6	607
Rubber footwear	49	45	10,058
Women's, children's hosiery	844	40	9,721
Millinery	...	...	...
Handbags, other accessories	1,312	51	11,918
Other sales	147	...	...
Not analyzing merchandise line sales	64	1	...
Small single unit stores	1,316	35	...
	LOUISVILLE, KY.		
Large stores and multiunits—			
Analyzing merchandise line sales, total	2,347	14	...
Women's, misses', juniors' leather footwear	1,940	14	2,347
Men's, boys' leather footwear	...	...	...
Rubber footwear	49	7	1,641
Women's, children's hosiery	144	10	1,907
Millinery	...	...	...
Handbags, other accessories	188	13	2,315
Other sales	26	...	...
Not analyzing merchandise line sales	...	...	...
Small single unit stores	568	10	...
	MEMPHIS, TENN.		
Large stores and multiunits—			
Analyzing merchandise line sales, total	2,525	11	...
Women's, misses', juniors' leather footwear	1,958	11	2,525
Men's, boys' leather footwear	...	...	...
Rubber footwear	52	9	2,338
Women's, children's hosiery	157	6	1,782
Millinery	...	...	...
Handbags, other accessories	310	9	2,338
Other sales	48	...	...
Not analyzing merchandise line sales	...	...	...
Small single unit stores	108	2	...
	MIAMI, FLA.		
Large stores and multiunits—			
Analyzing merchandise line sales, total	4,299	22	...
Women's, misses', juniors' leather footwear	3,848	22	4,299
Men's, boys' leather footwear	...	...	...
Rubber footwear	(1)	3	(x)
Women's, children's hosiery	126	7	2,237
Millinery	...	...	...
Handbags, other accessories	305	14	3,130
Other sales	20	...	...
Not analyzing merchandise line sales	...	...	...
Small single unit stores	455	15	...
	MILWAUKEE, WIS.		
Large stores and multiunits—			
Analyzing merchandise line sales, total	3,560	13	...
Women's, misses', juniors' leather footwear	3,101	13	3,560
Men's, boys' leather footwear	...	...	...
Rubber footwear	81	9	2,708
Women's, children's hosiery	104	6	1,863
Millinery	...	...	...
Handbags, other accessories	248	9	2,614
Other sales	26	...	...
Not analyzing merchandise line sales	...	...	...
Small single unit stores	81	2	...
	MINNEAPOLIS-ST. PAUL, MINN.		
Large stores and multiunits—			
Analyzing merchandise line sales, total	4,530	15	...
Women's, misses', juniors' leather footwear	3,792	15	4,530
Men's, boys' leather footwear	...	...	...
Rubber footwear	176	11	3,567
Women's, children's hosiery	170	9	2,832
Millinery	...	...	...
Handbags, other accessories	358	13	4,324
Other sales	34	...	...
Not analyzing merchandise line sales	...	...	...
Small single unit stores	202	4	...
	NEW HAVEN, CONN.		
Large stores and multiunits—			
Analyzing merchandise line sales, total	1,633	14	...
Women's, misses', juniors' leather footwear	1,396	14	1,633
Men's, boys' leather footwear	(1)	2	(x)
Rubber footwear	22	8	1,011
Women's, children's hosiery	76	7	1,125
Millinery	(1)	2	(x)
Handbags, other accessories	111	9	1,359
Other sales	28	...	...
Not analyzing merchandise line sales	...	...	...
Small single unit stores	159	4	...
	NEW YORK-NORTHEASTERN NEW JERSEY		
Large stores and multiunits—			
Analyzing merchandise line sales, total	48,758	258	...
Women's, misses', juniors' leather footwear	42,825	258	48,758
Men's, boys' leather footwear	510	33	7,589
Rubber footwear	573	126	29,734
Women's, children's hosiery	1,405	106	30,034
Millinery	83	15	4,136
Handbags, other accessories	2,690	119	33,171
Other sales	672	...	...
Not analyzing merchandise line sales	...	...	...
Small single unit stores	12,322	334	...
	PHILADELPHIA, PA.		
Large stores and multiunits—			
Analyzing merchandise line sales, total	9,974	63	...
Women's, misses', juniors' leather footwear	8,403	63	9,974
Men's, boys' leather footwear	58	6	1,116
Rubber footwear	205	40	7,550
Women's, children's hosiery	343	32	7,292
Millinery	(1)	3	(x)
Handbags, other accessories	746	40	8,323
Other sales	219	...	...
Not analyzing merchandise line sales	...	...	...
Small single unit stores	1,609	51	...
	PITTSBURGH, PA.		
Large stores and multiunits—			
Analyzing merchandise line sales, total	3,640	20	...
Women's, misses', juniors' leather footwear	3,209	20	3,640
Men's, boys' leather footwear	(1)	1	(x)
Rubber footwear	39	9	2,476
Women's, children's hosiery	148	9	2,324
Millinery	...	...	...
Handbags, other accessories	198	13	2,856
Other sales	46	...	...
Not analyzing merchandise line sales	101	1	...
Small single unit stores	377	7	...
	PROVIDENCE, R. I.		
Large stores and multiunits—			
Analyzing merchandise line sales, total	4,090	24	...
Women's, misses', juniors' leather footwear	3,493	24	4,090
Men's, boys' leather footwear	(1)	2	(x)
Rubber footwear	53	12	2,995
Women's, children's hosiery	128	10	1,506
Millinery	(1)	2	(x)
Handbags, other accessories	364	17	3,764
Other sales	52	...	...
Not analyzing merchandise line sales	...	...	...
Small single unit stores	163	6	...
	ROCHESTER, N. Y.		
Large stores and multiunits—			
Analyzing merchandise line sales, total	1,707	10	...
Women's, misses', juniors' leather footwear	1,411	10	1,707
Men's, boys' leather footwear	(1)	2	(x)
Rubber footwear	64	9	1,587
Women's, children's hosiery	77	6	1,268
Millinery	...	...	...
Handbags, other accessories	117	8	1,542
Other sales	38	...	...
Not analyzing merchandise line sales	...	...	...
Small single unit stores	108	5	...
	ST. LOUIS, MO.		
Large stores and multiunits—			
Analyzing merchandise line sales, total	4,683	30	...
Women's, misses', juniors' leather footwear	3,954	30	4,683
Men's, boys' leather footwear	(1)	1	(x)
Rubber footwear	59	16	2,900
Women's, children's hosiery	211	19	3,164
Millinery	...	...	...
Handbags, other accessories	410	21	4,041
Other sales	49	...	...
Not analyzing merchandise line sales	...	...	...
Small single unit stores	255	12	...
	SAN ANTONIO, TEX.		
Large stores and multiunits—			
Analyzing merchandise line sales, total	2,874	11	...
Women's, misses', juniors' leather footwear	2,476	11	2,874
Men's, boys' leather footwear	...	...	...
Rubber footwear	8	7	1,766
Women's, children's hosiery	151	6	1,689
Millinery	...	...	...
Handbags, other accessories	208	9	2,260
Other sales	31	...	...
Not analyzing merchandise line sales	...	...	...
Small single unit stores	204	4	...
	SAN FRANCISCO-OAKLAND, CALIF.		
Large stores and multiunits—			
Analyzing merchandise line sales, total	7,603	29	...
Women's, misses', juniors' leather footwear	6,250	29	7,603
Men's, boys' leather footwear	(1)	2	(x)
Rubber footwear	47	20	5,960
Women's, children's hosiery	502	20	6,748
Millinery	...	...	...
Handbags, other accessories	615	21	6,810
Other sales	189	...	...
Not analyzing merchandise line sales	...	...	...
Small single unit stores	474	10	...

See footnotes at end of table.

Table 19E.—MERCHANDISE LINE SALES OF LARGE STORES AND MULTIUNITS—APPAREL GROUP—KIND OF BUSINESS, FOR SELECTED STANDARD METROPOLITAN AREAS: 1948—Continued

[See text for explanatory material]

Kind of business and merchandise line	Merchandise line sales (Thousand dollars)	Stores reporting merchandise line: Number	Stores reporting merchandise line: Total sales (Thousand dollars)	Merchandise line sales (Thousand dollars)	Stores reporting merchandise line: Number	Stores reporting merchandise line: Total sales (Thousand dollars)	Merchandise line sales (Thousand dollars)	Stores reporting merchandise line: Number	Stores reporting merchandise line: Total sales (Thousand dollars)	Merchandise line sales (Thousand dollars)	Stores reporting merchandise line: Number	Stores reporting merchandise line: Total sales (Thousand dollars)	Merchandise line sales (Thousand dollars)	Stores reporting merchandise line: Number	Stores reporting merchandise line: Total sales (Thousand dollars)
	SEATTLE, WASH.			TOLEDO, OHIO			WASHINGTON, D. C.								
WOMEN'S SHOE STORES															
Large stores and multiunits															
Analyzing merchandise line sales, total	2,728	11	...	1,746	10	...	7,915	30	...						
Women's, misses', juniors' leather footwear	2,375	11	2,728	1,484	10	1,746	6,699	30	7,915						
Men's, boys' leather footwear	...	...	...	...	...	...	(1)	3	(x)						
Rubber footwear	15	7	1,858	25	6	1,279	99	15	5,490						
Women's, children's hosiery	164	6	1,681	105	6	1,279	397	14	5,485						
Millinery	...	...	...	...	...	...	(1)	1	(x)						
Handbags, other accessories	137	7	1,858	117	7	1,459	562	21	6,601						
Other sales	37	...	...	15	...	...	158	...	...						
Not analyzing merchandise line sales	...	...	...	...	...	...	...	...	...						
Small single unit stores	58	2	...	11	1	...	94	2	...						

See footnotes at end of table.

Table 19E.—MERCHANDISE LINE SALES OF LARGE STORES AND MULTIUNITS—APPAREL GROUP—KIND OF BUSINESS, FOR SELECTED STANDARD METROPOLITAN AREAS: 1948—Continued

[See text for explanatory material]

Kind of business and merchandise line	Merchandise line sales (Thousand dollars)	Stores reporting merchandise line: Number	Stores reporting merchandise line: Total sales (Thousand dollars)	Merchandise line sales (Thousand dollars)	Stores reporting merchandise line: Number	Stores reporting merchandise line: Total sales (Thousand dollars)	Merchandise line sales (Thousand dollars)	Stores reporting merchandise line: Number	Stores reporting merchandise line: Total sales (Thousand dollars)	Merchandise line sales (Thousand dollars)	Stores reporting merchandise line: Number	Stores reporting merchandise line: Total sales (Thousand dollars)	Merchandise line sales (Thousand dollars)	Stores reporting merchandise line: Number	Stores reporting merchandise line: Total sales (Thousand dollars)
	ALBANY-SCHENECTADY-TROY, N.Y.			ALLENTOWN-BETHLEHEM-EASTON, PA.			BOSTON, MASS.			BUFFALO, N.Y.			CHICAGO, ILL.		
FAMILY SHOE STORES															
Large stores and multiunits—															
Analyzing merchandise line sales, total	3,797	32	...	4,237	22	...	9,303	83	...	4,375	47	...	26,708	235	...
Men's, boys' leather footwear	939	32	3,797	747	22	4,237	2,628	83	9,303	994	47	4,375	7,561	235	26,708
Women's, misses', juniors' leather footwear	2,167	32	3,797	2,505	22	4,237	5,281	83	9,303	2,413	47	4,375	16,229	235	26,708
Rubber footwear	204	30	3,488	242	22	4,237	648	70	7,914	431	44	4,230	941	170	20,233
Men's furnishings	22	5	1,054	(1)	2	(x)	54	5	2,211	(1)	4	(x)	43	10	1,963
Women's, children's hosiery	228	24	3,026	184	16	3,819	137	21	2,938	176	30	2,758	574	105	14,624
Handbags, other accessories	103	16	2,386	188	14	3,657	142	16	3,160	170	24	2,993	682	107	15,494
Other sales	134	...	...	371	...	...	413	...	...	191	...	...	678	...	...
Not analyzing merchandise line sales	...	...	...	...	...	...	1,094	5	...	...	...	...	355	5	...
Small single unit stores	770	21	...	870	37	...	5,578	198	...	2,430	91	...	12,406	357	...
	CINCINNATI, OHIO			CLEVELAND, OHIO			DENVER, COLO.			DETROIT, MICH.			ERIE, PA.		
Large stores and multiunits—															
Analyzing merchandise line sales, total	5,140	43	...	7,872	95	...	3,194	18	...	12,190	98	...	1,549	11	...
Men's, boys' leather footwear	1,563	43	5,140	2,230	95	7,872	686	18	3,194	3,356	98	12,190	401	11	1,549
Women's, misses', juniors' leather footwear	3,029	43	5,140	4,544	95	7,872	2,142	18	3,194	7,069	98	12,190	896	11	1,549
Rubber footwear	197	39	4,847	582	86	5,898	74	15	2,896	541	87	11,103	105	10	1,514
Men's furnishings	...	...	...	(1)	2	(x)	...	...	...	47	14	3,273	(1)	2	(x)
Women's, children's hosiery	116	27	3,681	250	45	4,842	104	13	2,815	478	61	8,643	63	8	1,374
Handbags, other accessories	81	25	3,615	75	19	3,510	96	12	2,677	339	53	8,237	56	7	1,273
Other sales	154	...	...	191	...	...	92	...	...	360	...	...	28	...	...
Not analyzing merchandise line sales	...	...	...	...	...	...	...	...	...	19	1	...	...	...	...
Small single unit stores	1,832	67	...	4,172	126	...	489	15	...	5,735	168	...	476	11	...
	FRESNO, CALIF.			HARRISBURG, PA.			HUNTINGTON, W.VA. ASHLAND, KY.			INDIANAPOLIS, IND.			KNOXVILLE, TENN.		
Large stores and multiunits															
Analyzing merchandise line sales, total	1,260	11	...	1,263	18	...	1,702	14	...	3,093	21	...	1,105	11	...
Men's, boys' leather footwear	315	11	1,260	355	18	1,263	397	14	1,702	949	21	3,093	456	11	1,105
Women's, misses', juniors' leather footwear	831	11	1,260	723	18	1,263	954	14	1,702	1,812	21	3,093	563	11	1,105
Rubber footwear	27	9	1,012	85	16	1,167	248	12	1,613	93	16	2,797	32	7	959
Men's furnishings	(1)	2	(x)	(1)	1	(x)	...	...	...	(1)	1	(x)	(1)	1	(x)
Women's, children's hosiery	27	5	687	33	8	727	40	10	1,425	74	12	2,353	(1)	3	(x)
Handbags, other accessories	54	7	910	18	6	568	23	10	1,424	35	8	2,211	(1)	4	(x)
Other sales	6	...	...	49	...	...	40	...	...	130	...	...	54	...	...
Not analyzing merchandise line sales	...	...	...	...	...	...	...	...	...	...	...	...	...	...	...
Small single unit stores	478	17	...	547	19	...	318	9	...	568	14	...	119	3	...
	LANCASTER, PA.			LOS ANGELES, CALIF.			MIAMI, FLA.			MILWAUKEE, WIS.			MINNEAPOLIS-ST. PAUL, MINN.		
Large stores and multiunits															
Analyzing merchandise line sales, total	1,849	18	...	24,585	285	...	2,872	10	...	6,136	37	...	2,498	19	...
Men's, boys' leather footwear	360	18	1,849	6,073	285	24,585	804	10	2,872	1,837	37	6,136	519	19	2,498
Women's, misses', juniors' leather footwear	1,225	18	1,849	15,123	285	24,585	1,745	10	2,872	3,151	37	6,136	1,528	19	2,498
Rubber footwear	115	18	1,849	861	235	19,087	14	5	2,207	544	33	5,715	182	15	2,239
Men's furnishings	...	...	...	253	95	6,275	(1)	2	(x)	...	...	...	(1)	1	(x)
Women's, children's hosiery	55	11	1,437	644	155	14,717	(1)	3	(x)	192	20	3,318	61	11	1,904
Handbags, other accessories	42	8	1,224	425	199	17,843	(1)	3	(x)	174	14	2,350	58	9	1,548
Other sales	52	...	...	706	...	...	309	...	...	238	...	...	150	...	...
Not analyzing merchandise line sales	...	...	...	689	11	...	...	...	...	...	...	...	372	3	...
Small single unit stores	144	6	...	2,742	244	...	599	22	...	2,070	60	...	1,550	47	...

See footnotes at end of table.

Table 19E.—MERCHANDISE LINE SALES OF LARGE STORES AND MULTIUNITS—APPAREL GROUP—KIND OF BUSINESS, FOR SELECTED STANDARD METROPOLITAN AREAS: 1948—Continued

[See text for explanatory material]

Kind of business and merchandise line	Merchandise line sales (Thousand dollars)	Stores reporting merchandise line: Number	Stores reporting merchandise line: Total sales (Thousand dollars)
FAMILY SHOE STORES	NEW YORK-NORTHEASTERN NEW JERSEY		
Large stores and multiunits—			
Analyzing merchandise line sales, total	75,897	472	...
Men's, boys' leather footwear	13,407	472	75,897
Women's, misses', juniors' leather footwear	49,659	472	75,897
Rubber footwear	3,209	397	68,112
Men's furnishings	172	56	15,794
Women's, children's hosiery	3,826	273	54,471
Handbags, other accessories	2,552	248	54,280
Other sales	3,072	...	...
Not analyzing merchandise line sales	1,662	4	...
Small single unit stores	30,400	1,045	...
	NORFOLK-PORTSMOUTH, VA.		
Large stores and multiunits—			
Analyzing merchandise line sales, total	3,837	14	...
Men's, boys' leather footwear	1,152	14	3,837
Women's, misses', juniors' leather footwear	2,228	14	3,837
Rubber footwear	192	12	3,687
Men's furnishings	...	...	...
Women's, children's hosiery	139	9	3,368
Handbags, other accessories	99	10	3,474
Other sales	27	...	...
Not analyzing merchandise line sales	...	...	...
Small single unit stores	566	17	...
	OMAHA, NEBR.		
Large stores and multiunits—			
Analyzing merchandise line sales, total	1,614	13	...
Men's, boys' leather footwear	451	13	1,614
Women's, misses', juniors' leather footwear	927	13	1,614
Rubber footwear	79	11	1,496
Men's furnishings	...	...	...
Women's, children's hosiery	47	8	920
Handbags, other accessories	18	7	833
Other sales	92	...	...
Not analyzing merchandise line sales	...	...	...
Small single unit stores	294	11	...
	PHILADELPHIA, PA.		
Large stores and multiunits—			
Analyzing merchandise line sales, total	16,516	123	...
Men's, boys' leather footwear	3,938	123	16,516
Women's, misses', juniors' leather footwear	10,560	123	16,516
Rubber footwear	598	88	12,622
Men's furnishings	18	5	2,226
Women's, children's hosiery	363	54	9,674
Handbags, other accessories	465	43	9,020
Other sales	574	...	...
Not analyzing merchandise line sales	272	4	...
Small single unit stores	9,832	355	...
	PHOENIX, ARIZ.		
Large stores and multiunits—			
Analyzing merchandise line sales, total	1,829	14	...
Men's, boys' leather footwear	432	14	1,829
Women's, misses', juniors' leather footwear	1,204	14	1,829
Rubber footwear	37	8	898
Men's furnishings	8	5	448
Women's, children's hosiery	70	11	1,641
Handbags, other accessories	57	10	1,547
Other sales	21	...	...
Not analyzing merchandise line sales	...	...	...
Small single unit stores	225	8	...
	PITTSBURGH, PA.		
Large stores and multiunits—			
Analyzing merchandise line sales, total	12,314	127	...
Men's, boys' leather footwear	3,562	127	12,314
Women's, misses', juniors' leather footwear	7,182	127	12,314
Rubber footwear	820	118	10,707
Men's furnishings	(1)	3	(x)
Women's, children's hosiery	227	68	6,784
Handbags, other accessories	181	33	4,594
Other sales	342	...	...
Not analyzing merchandise line sales	619	10	...
Small single unit stores	5,626	143	...
	PORTLAND, OREG.		
Large stores and multiunits—			
Analyzing merchandise line sales, total	2,450	17	...
Men's, boys' leather footwear	733	17	2,450
Women's, misses', juniors' leather footwear	1,495	17	2,450
Rubber footwear	55	12	1,083
Men's furnishings	(1)	3	(x)
Women's, children's hosiery	64	8	1,139
Handbags, other accessories	55	9	1,217
Other sales	48	...	...
Not analyzing merchandise line sales	...	...	...
Small single unit stores	762	28	...
	PROVIDENCE, R.I.		
Large stores and multiunits—			
Analyzing merchandise line sales, total	2,398	19	...
Men's, boys' leather footwear	668	19	2,398
Women's, misses', juniors' leather footwear	1,293	19	2,398
Rubber footwear	271	18	2,060
Men's furnishings	...	...	...
Women's, children's hosiery	82	10	1,350
Handbags, other accessories	44	5	1,017
Other sales	40	...	...
Not analyzing merchandise line sales	257	2	...
Small single unit stores	1,586	58	...
	READING, PA.		
Large stores and multiunits—			
Analyzing merchandise line sales, total	2,097	12	...
Men's, boys' leather footwear	436	12	2,097
Women's, misses', juniors' leather footwear	1,276	12	2,097
Rubber footwear	141	12	2,097
Men's furnishings	(1)	1	(x)
Women's, children's hosiery	41	6	1,550
Handbags, other accessories	89	7	1,669
Other sales	114	...	...
Not analyzing merchandise line sales	...	...	...
Small single unit stores	456	16	...
	RICHMOND, VA.		
Large stores and multiunits—			
Analyzing merchandise line sales, total	2,161	13	...
Men's, boys' leather footwear	624	13	2,161
Women's, misses', juniors' leather footwear	1,272	13	2,161
Rubber footwear	78	11	1,948
Men's furnishings	(1)	1	(x)
Women's, children's hosiery	87	6	1,682
Handbags, other accessories	72	5	1,636
Other sales	28	...	...
Not analyzing merchandise line sales	...	...	...
Small single unit stores	511	12	...
	ROCHESTER, N.Y.		
Large stores and multiunits—			
Analyzing merchandise line sales, total	1,947	16	...
Men's, boys' leather footwear	471	16	1,947
Women's, misses', juniors' leather footwear	1,181	16	1,947
Rubber footwear	171	15	1,891
Men's furnishings	...	...	...
Women's, children's hosiery	55	12	1,519
Handbags, other accessories	(1)	4	(x)
Other sales	69	...	...
Not analyzing merchandise line sales	...	...	...
Small single unit stores	1,292	49	...
	SACRAMENTO, CALIF.		
Large stores and multiunits—			
Analyzing merchandise line sales, total	1,371	12	...
Men's, boys' leather footwear	408	12	1,371
Women's, misses', juniors' leather footwear	840	12	1,371
Rubber footwear	46	8	1,128
Men's furnishings	(1)	2	(x)
Women's, children's hosiery	27	5	866
Handbags, other accessories	38	5	878
Other sales	12	...	...
Not analyzing merchandise line sales	...	...	...
Small single unit stores	298	11	...
	ST. LOUIS, MO.		
Large stores and multiunits—			
Analyzing merchandise line sales, total	4,635	66	...
Men's, boys' leather footwear	1,383	66	4,635
Women's, misses', juniors' leather footwear	2,823	66	4,635
Rubber footwear	128	40	2,820
Men's furnishings	53	5	280
Women's, children's hosiery	73	18	1,299
Handbags, other accessories	38	19	1,277
Other sales	137	...	...
Not analyzing merchandise line sales	177	1	...
Small single unit stores	4,480	150	...
	SAN BERNARDINO, CALIF.		
Large stores and multiunits—			
Analyzing merchandise line sales, total	1,130	16	...
Men's, boys' leather footwear	343	16	1,130
Women's, misses', juniors' leather footwear	661	16	1,130
Rubber footwear	32	13	1,051
Men's furnishings	19	6	466
Women's, children's hosiery	32	12	897
Handbags, other accessories	33	11	1,000
Other sales	10	...	...
Not analyzing merchandise line sales	42	1	...
Small single unit stores	747	20	...
	SAN FRANCISCO-OAKLAND, CALIF.		
Large stores and multiunits—			
Analyzing merchandise line sales, total	15,289	105	...
Men's, boys' leather footwear	3,634	105	15,289
Women's, misses', juniors' leather footwear	9,502	105	15,289
Rubber footwear	418	90	13,207
Men's furnishings	108	32	2,933
Women's, children's hosiery	370	51	10,440
Handbags, other accessories	715	85	13,159
Other sales	542	...	...
Not analyzing merchandise line sales	440	5	...
Small single unit stores	2,846	92	...
	SCRANTON, PA.		
Large stores and multiunits—			
Analyzing merchandise line sales, total	1,803	16	...
Men's, boys' leather footwear	316	16	1,803
Women's, misses', juniors' leather footwear	1,160	16	1,803
Rubber footwear	104	16	1,803
Men's furnishings	...	...	...
Women's, children's hosiery	101	10	1,405
Handbags, other accessories	76	9	1,444
Other sales	46	...	...
Not analyzing merchandise line sales	196	2	...
Small single unit stores	145	6	...
	SEATTLE, WASH.		
Large stores and multiunits—			
Analyzing merchandise line sales, total	4,337	22	...
Men's, boys' leather footwear	1,034	22	4,337
Women's, misses', juniors' leather footwear	2,836	22	4,337
Rubber footwear	92	19	4,014
Men's furnishings	8	5	2,609
Women's, children's hosiery	149	13	3,629
Handbags, other accessories	171	17	4,022
Other sales	47	...	...
Not analyzing merchandise line sales	...	...	...
Small single unit stores	959	27	...
	SOUTH BEND, IND.		
Large stores and multiunits—			
Analyzing merchandise line sales, total	1,187	10	...
Men's, boys' leather footwear	288	10	1,187
Women's, misses', juniors' leather footwear	652	10	1,187
Rubber footwear	85	8	1,003
Men's furnishings	...	...	...
Women's, children's hosiery	48	6	665
Handbags, other accessories	(1)	4	(x)
Other sales	114	...	...
Not analyzing merchandise line sales	...	...	...
Small single unit stores	234	5	...
	STOCKTON, CALIF.		
Large stores and multiunits—			
Analyzing merchandise line sales, total	828	11	...
Men's, boys' leather footwear	230	11	828
Women's, misses', juniors' leather footwear	500	11	828
Rubber footwear	45	10	696
Men's furnishings	(1)	3	(x)
Women's, children's hosiery	14	5	314
Handbags, other accessories	22	5	381
Other sales	17	...	...
Not analyzing merchandise line sales	...	...	...
Small single unit stores	220	5	...
	SYRACUSE, N.Y.		
Large stores and multiunits—			
Analyzing merchandise line sales, total	2,171	16	...
Men's, boys' leather footwear	336	16	2,171
Women's, misses', juniors' leather footwear	1,454	16	2,171
Rubber footwear	152	14	2,122
Men's furnishings	(1)	1	(x)
Women's, children's hosiery	75	8	1,635
Handbags, other accessories	81	8	1,703
Other sales	73	...	...
Not analyzing merchandise line sales	...	...	...
Small single unit stores	391	16	...
	TACOMA, WASH.		
Large stores and multiunits—			
Analyzing merchandise line sales, total	1,332	13	...
Men's, boys' leather footwear	389	13	1,332
Women's, misses', juniors' leather footwear	853	13	1,332
Rubber footwear	31	8	882
Men's furnishings	(1)	1	(x)
Women's, children's hosiery	(1)	3	(x)
Handbags, other accessories	21	5	585
Other sales	38	...	...
Not analyzing merchandise line sales	...	...	...
Small single unit stores	321	8	...
	TAMPA-ST. PETERSBURG, FLA.		
Large stores and multiunits—			
Analyzing merchandise line sales, total	2,061	13	...
Men's, boys' leather footwear	479	13	2,061
Women's, misses', juniors' leather footwear	1,422	13	2,061
Rubber footwear	7	6	765
Men's furnishings	(1)	1	(x)
Women's, children's hosiery	57	7	1,081
Handbags, other accessories	50	7	1,081
Other sales	46	...	...
Not analyzing merchandise line sales	...	...	...
Small single unit stores	461	13	...
	WILKES-BARRE-HAZLETON, PA.		
Large stores and multiunits—			
Analyzing merchandise line sales, total	3,601	27	...
Men's, boys' leather footwear	575	27	3,601
Women's, misses', juniors' leather footwear	2,376	27	3,601
Rubber footwear	229	27	3,601
Men's furnishings	(1)	1	(x)
Women's, children's hosiery	75	9	1,231
Handbags, other accessories	182	22	3,319
Other sales	164	...	...
Not analyzing merchandise line sales	...	...	...
Small single unit stores	458	16	...
	WORCESTER, MASS.		
Large stores and multiunits—			
Analyzing merchandise line sales, total	1,159	11	...
Men's, boys' leather footwear	462	11	1,159
Women's, misses', juniors' leather footwear	514	11	1,159
Rubber footwear	50	3	986
Men's furnishings	(1)	1	(x)
Women's, children's hosiery	(1)	4	(x)
Handbags, other accessories	35	5	756
Other sales	98	...	...
Not analyzing merchandise line sales	...	...	...
Small single unit stores	564	19	...
	YORK, PA.		
Large stores and multiunits—			
Analyzing merchandise line sales, total	1,403	14	...
Men's, boys' leather footwear	372	14	1,403
Women's, misses', juniors' leather footwear	829	14	1,403
Rubber footwear	110	14	1,403
Men's furnishings	(1)	1	(x)
Women's, children's hosiery	35	6	1,003
Handbags, other accessories	35	6	1,003
Other sales	22	...	...
Not analyzing merchandise line sales	...	...	...
Small single unit stores	238	8	...
	YOUNGSTOWN, OHIO		
Large stores and multiunits—			
Analyzing merchandise line sales, total	3,907	27	...
Men's, boys' leather footwear	1,059	27	3,907
Women's, misses', juniors' leather footwear	2,421	27	3,907
Rubber footwear	212	25	2,567
Men's furnishings	...	...	...
Women's, children's hosiery	62	14	2,727
Handbags, other accessories	94	12	2,723
Other sales	59	...	...
Not analyzing merchandise line sales	148	3	...
Small single unit stores	953	25	...

See footnotes at end of table.

Table 19E.—MERCHANDISE LINE SALES OF LARGE STORES AND MULTIUNITS—APPAREL GROUP—KIND OF BUSINESS, FOR SELECTED STANDARD METROPOLITAN AREAS: 1948—Continued

[See text for explanatory material]

Kind of business and merchandise line	Merchandise line sales (Thousand dollars)	Stores reporting merchandise line: Number	Stores reporting merchandise line: Total sales (Thousand dollars)	Merchandise line sales (Thousand dollars)	Stores reporting merchandise line: Number	Stores reporting merchandise line: Total sales (Thousand dollars)	Merchandise line sales (Thousand dollars)	Stores reporting merchandise line: Number	Stores reporting merchandise line: Total sales (Thousand dollars)	Merchandise line sales (Thousand dollars)	Stores reporting merchandise line: Number	Stores reporting merchandise line: Total sales (Thousand dollars)	Merchandise line sales (Thousand dollars)	Stores reporting merchandise line: Number	Stores reporting merchandise line: Total sales (Thousand dollars)
CUSTOM TAILORS	CHICAGO, ILL.			CINCINNATI, OHIO			CLEVELAND, OHIO			DETROIT, MICH.			LOS ANGELES, CALIF.		
Large stores and multiunits															
Analyzing merchandise line sales, total	7,708	47	...	3,490	11	...	1,500	11	...	1,361	13	...	5,305	43	...
Custom-made men's clothing	6,582	39	7,032	2,815	7	3,146	1,317	10	1,378	1,052	13	1,361	4,325	39	5,030
Men's ready made clothing	255	6	846	(1)	3	(x)	(1)	1	(x)	(1)	4	(x)	(1)	3	(x)
Men's furnishings	(1)	2	(x)	...	...	...	...	...	...	...	...	...	293	15	2,217
Custom-made women's apparel	806	17	2,611	376	6	2,726	(1)	2	(x)	(1)	4	(x)	500	18	2,587
Other sales	65	...	...	299	...	...	183	...	...	309	...	...	187	...	...
Not analyzing merchandise line sales	...	...	...	...	...	...	...	...	...	...	...	...	...	...	...
Small single unit stores	7,657	313	...	717	40	...	1,230	56	...	2,095	96	...	4,355	286	...
	NEW YORK-NORTHEASTERN NEW JERSEY			PHILADELPHIA, PA.			PITTSBURGH, PA.			SAN FRANCISCO-OAKLAND, CALIF.			WASHINGTON, D.C.		
Large stores and multiunits—															
Analyzing merchandise line sales, total	13,811	73	...	2,102	17	...	1,170	12	...	1,997	15	...	1,695	12	...
Custom-made men's clothing	9,709	59	11,688	1,900	15	2,081	983	9	1,080	1,658	13	1,775	1,367	11	1,539
Men's ready made clothing	332	9	1,867	(1)	2	(x)	...	...	...	(1)	4	(x)	(1)	3	(x)
Men's furnishings	456	16	3,979	(1)	2	(x)	(1)	2	(x)	(1)	3	(x)	(1)	3	(x)
Custom-made women's apparel	2,916	31	6,171	139	6	841	111	5	378	(1)	3	(x)	90	6	714
Other sales	398	...	...	63	...	...	76	...	...	339	...	...	238	...	...
Not analyzing merchandise line sales	109	1	...	...	...	...	...	...	...	...	...	...	...	...	...
Small single unit stores	14,986	756	...	4,997	260	...	909	57	...	3,105	158	...	641	37	...

See footnotes at end of table.

Table 19E.—MERCHANDISE LINE SALES OF LARGE STORES AND MULTIUNITS—APPAREL GROUP—KIND OF BUSINESS, FOR SELECTED STANDARD METROPOLITAN AREAS: 1948—Continued

[See text for explanatory material]

Kind of business and merchandise line	Merchandise line sales (Thousand dollars)	Stores reporting merchandise line: Number	Stores reporting merchandise line: Total sales (Thousand dollars)	Merchandise line sales (Thousand dollars)	Stores reporting merchandise line: Number	Stores reporting merchandise line: Total sales (Thousand dollars)	Merchandise line sales (Thousand dollars)	Stores reporting merchandise line: Number	Stores reporting merchandise line: Total sales (Thousand dollars)	Merchandise line sales (Thousand dollars)	Stores reporting merchandise line: Number	Stores reporting merchandise line: Total sales (Thousand dollars)	Merchandise line sales (Thousand dollars)	Stores reporting merchandise line: Number	Stores reporting merchandise line: Total sales (Thousand dollars)
FURRIERS, FUR SHOPS	BALTIMORE, MD.			BOSTON, MASS.			BUFFALO, N. Y.			CHICAGO, ILL.			DETROIT, MICH.		
Large stores and multiunits															
Analyzing merchandise line sales, total	2,465	12	...	7,401	24	...	2,656	11	...	22,237	70	...	5,714	13	...
Fur garments and furs	1,802	12	2,465	5,432	24	7,401	2,234	11	2,656	18,834	70	22,237	3,698	13	5,714
Women's, misses', juniors' coats and suits	(1)	2	(x)	(1)	3	(x)	...	...	...	259	5	1,122	(1)	2	(x)
Other sales	663	...	...	1,969	...	...	422	...	...	3,144	...	...	2,016	...	...
Not analyzing merchandise line sales	...	...	...	55	1	...	...	...	...	...	...	...	...	...	...
Small single unit stores	342	7	...	1,766	44	...	1,453	36	...	7,198	183	...	1,611	50	...
	LOS ANGELES, CALIF.			MILWAUKEE, WIS.			MINNEAPOLIS-ST. PAUL, MINN.			NEW YORK-NORTHEASTERN NEW JERSEY			PHILADELPHIA, PA.		
Large stores and multiunits															
Analyzing merchandise line sales, total	4,868	34	...	2,616	15	...	3,291	13	...	30,955	100	...	10,985	38	...
Fur garments and furs	4,125	34	4,868	2,055	15	2,616	2,249	13	3,291	25,271	100	30,955	9,032	38	10,985
Women's, misses', juniors' coats and suits	(1)	3	(x)	(1)	2	(x)	...	...	...	2,112	12	10,155	620	6	2,569
Other sales	743	...	...	561	...	...	1,042	...	...	3,572	...	...	1,333	...	...
Not analyzing merchandise line sales	...	...	...	...	...	...	...	...	...	138	1	...	...	...	...
Small single unit stores	1,943	66	...	1,116	29	...	1,395	29	...	13,727	408	...	2,973	93	...
	SAN FRANCISCO-OAKLAND, CALIF.														
Large stores and multiunits															
Analyzing merchandise line sales, total	2,773	20	...												
Fur garments and furs	2,438	20	2,773												
Women's, misses', juniors' coats and suits	(1)	3	(x)												
Other sales	335	...	...												
Not analyzing merchandise line sales	...	...	...												
Small single unit stores	1,497	47	...												

See footnotes at end of table.

Table 19E.—MERCHANDISE LINE SALES OF LARGE STORES AND MULTIUNITS—APPAREL GROUP—KIND OF BUSINESS, FOR SELECTED STANDARD METROPOLITAN AREAS: 1948—Continued

[See text for explanatory material]

Kind of business and merchandise line	Merchandise line sales (Thousand dollars)	Stores reporting merchandise line: Number	Stores reporting merchandise line: Total sales (Thousand dollars)	Merchandise line sales (Thousand dollars)	Stores reporting merchandise line: Number	Stores reporting merchandise line: Total sales (Thousand dollars)	Merchandise line sales (Thousand dollars)	Stores reporting merchandise line: Number	Stores reporting merchandise line: Total sales (Thousand dollars)	Merchandise line sales (Thousand dollars)	Stores reporting merchandise line: Number	Stores reporting merchandise line: Total sales (Thousand dollars)	Merchandise line sales (Thousand dollars)	Stores reporting merchandise line: Number	Stores reporting merchandise line: Total sales (Thousand dollars)
	BOSTON, MASS.			CHICAGO, ILL.			DETROIT, MICH.			KANSAS CITY, MO.			LOS ANGELES, CALIF.		
CHILDREN'S, INFANTS' WEAR STORES															
Large stores and multiunits—															
Analyzing merchandise line sales, total	1,178	11	...	3,453	40	...	2,333	28	...	591	10	...	4,181	71	...
Infants' wear	866	9	1,154	2,181	40	3,453	1,408	28	2,333	357	9	419	2,602	67	4,001
Boys' wear	(1)	1	(x)	305	10	1,570	114	5	391	(1)	2	(x)	396	29	1,508
Blouses, skirts, sportswear	(1)	2	(x)	(1)	2	(x)	(1)	2	(x)	...	...	...	(1)	2	(x)
Girls' and teen-age wear	200	5	604	685	14	2,132	423	13	1,054	...	...	...	568	31	1,776
Underwear, slips, negligees, robes	(1)	3	(x)	108	6	1,131	45	6	315	...	...	...	(1)	4	(x)
Women's, children's hosiery	(1)	1	(x)	(1)	4	(x)	(1)	4	(x)	...	...	...	17	9	440
Other sales	112	...	...	174	...	...	343	...	...	234	...	...	598	...	...
Not analyzing merchandise line sales	157	2	...	...	...	...	...	...	...	...	...	...	...	...	...
Small single unit stores	3,089	103	...	7,775	291	...	2,483	107	...	517	27	...	6,829	336	...
	NEW HAVEN, CONN.			NEW YORK-NORTHEASTERN NEW JERSEY			PHILADELPHIA, PA.			PITTSBURGH, PA.			SAN FRANCISCO-OAKLAND, CALIF.		
Large stores and multiunits—															
Analyzing merchandise line sales, total	1,702	10	...	29,566	218	...	3,284	44	...	1,272	13	...	644	14	...
Infants' wear	1,411	10	1,702	16,602	203	27,324	2,261	39	3,077	1,085	12	1,239	631	14	644
Boys' wear	(1)	1	(x)	4,775	82	13,855	191	11	791	(1)	4	(x)	(1)	1	(x)
Blouses, skirts, sportswear	...	...	...	398	14	2,406	(1)	2	(x)	...	...	...	...	...	...
Girls' and teen age wear	(1)	2	(x)	5,302	92	15,243	623	16	1,200	144	7	319	(1)	1	(x)
Underwear, slips, negligees, robes	(1)	1	(x)	303	19	2,508	(1)	3	(x)	(1)	2	(x)	...	...	...
Women's, children's hosiery	...	...	...	289	33	5,305	(1)	3	(x)	(1)	3	(x)	(1)	2	(x)
Other sales	291	...	...	1,897	...	...	209	...	...	43	...	...	13	...	...
Not analyzing merchandise line sales	...	...	...	294	6	...	220	3	...	165	1	...	50	1	...
Small single unit stores	740	33	...	29,150	1,040	...	6,260	302	...	2,253	70	...	3,197	159	...
	WASHINGTON, D. C.														
Large stores and multiunits—															
Analyzing merchandise line sales, total	2,454	16	...												
Infants' wear	1,936	16	2,454												
Boys' wear	(1)	3	(x)												
Blouses, skirts, sportswear	(1)	2	(x)												
Girls' and teen-age wear	(1)	2	(x)												
Underwear, slips, negligees, robes	(1)	4	(x)												
Women's, children's hosiery	(1)	3	(x)												
Other sales	518	...	...												
Not analyzing merchandise line sales	...	...	...												
Small single unit stores	1,685	51	...												

x Withheld to avoid disclosure.
[1] Combined with "Other sales."
Note: See explanatory material for definitions of Standard Metropolitan Areas.

FURNITURE, FURNISHINGS, APPLIANCE GROUP

CONTENTS

Table		Page
20A	Merchandise Line Sales--Furniture, Furnishings, Appliance Group--United States, by Kind of Business: 1948	20.02
20B	Merchandise Line Sales--Furniture, Furnishings, Appliance Group--Kind of Business, by Geographic Division: 1948	20.03
20C	Merchandise Line Sales of Large Stores and Multiunits, and Small Store Sample--Furniture, Furnishings, Appliance Group--Kind of Business, by Geographic Division: 1948	20.06
20D	Merchandise Line Sales of Large Stores and Multiunits--Furniture, Furnishings, Appliance Group--Kind of Business, by State: 1948	20.11
20E	Merchandise Line Sales of Large Stores and Multiunits--Furniture, Furnishings, Appliance Group--Kind of Business, for Selected Standard Metropolitan Areas: 1948	20.19

INDEX TO KINDS OF BUSINESS

Kind of business	Table 20A	Table 20B	Table 20C	Table 20D	Table 20E
	Page	Page	Page	Page	Page
Furniture stores	20.02	20.03	20.06	20.11	20.19
Floor covering stores	20.02	20.03	20.07	20.14	20.24
Drapery, curtain, upholstery stores	20.02	20.04	20.08	20.15	20.25
China, glassware, metalware stores	20.02	20.04	20.08	20.15	20.25
Antique stores	20.02	20.04	20.09	...	...
Other home furnishing stores	20.02	20.04	...	...	...
Household appliance stores	20.02	20.04	20.09	20.16	20.26
Radio stores	20.02	20.05	20.10	20.18	20.30

Table 20A.—MERCHANDISE LINE SALES—FURNITURE, FURNISHINGS, APPLIANCE GROUP—UNITED STATES, BY KIND OF BUSINESS 1948

[Data based on sample. See text for description of sample and other explanatory material.]

Kind of business and merchandise line	Merchandise line sales: Amount (Thousand dollars) (1)	Merchandise line sales: Percent distribution (2)	Stores handling merchandise line: Number (3)	Stores handling merchandise line: Total sales (Thousand dollars) (4)	Col. 1 as per cent of col. 4 (5)
FURNITURE STORES					
Stores analyzing merchandise line sales, total	[illegible]	100.0	[illegible]	...	...
Furniture (household)	[illegible]	[illegible]	[illegible]	[illegible]	52.7
Mattresses, springs, other sleep equipment	[illegible]	[illegible]	[illegible]	[illegible]	11.7
Office furniture	[illegible]	[illegible]	[illegible]	[illegible]	[illegible]
Floor coverings—soft surface	[illegible]	[illegible]	[illegible]	[illegible]	9.4
Floor coverings—hard surface	[illegible]	[illegible]	[illegible]	[illegible]	4.7
Draperies, curtains, upholstery	[illegible]	[illegible]	[illegible]	[illegible]	[illegible]
China, glassware, crockery	[illegible]	[illegible]	[illegible]	[illegible]	[illegible]
Pictures, frames, lamps and shades	[illegible]	[illegible]	[illegible]	[illegible]	2.8
Pianos, musical instruments, records	[illegible]	[illegible]	[illegible]	[illegible]	3.4
Radios, television sets and parts	139,370	4.6	1,221	2,111,317	6.7
Major household appliances	48,[illegible]	11.5	1,[illegible]	[illegible],186,604	15.4
Housewares (inc. electric)	[illegible]	1.6	9,188	1,[illegible],113	3.7
Luggage, sporting goods, bicycles, toys	10,[illegible]	[illegible]	[illegible]	[illegible]	2.4
Hardware, tools, paint, glass, wallpaper	[illegible]	1.1	4,[illegible]	[illegible]	10.3
Shades, blinds, awnings, tents, flags, banners	17,[illegible]	[illegible]	6,800	820,907	2.2
Other sales	[illegible]	[illegible]	...	...	...
Stores not analyzing merchandise line sales	170,308	...	1,464	...	...
FLOOR COVERING STORES					
Stores analyzing merchandise line sales, total	320,465	100.0	4,736	...	...
Floor coverings—soft surface	[illegible]	47.[illegible]	3,152	[illegible]	57.0
Floor coverings—hard surface	147,[illegible]	49.7	3,[illegible]	294,[illegible]	49.9
Furniture (household)	6,8[illegible]	1.9	293	[illegible]	16.3
Draperies, curtains, upholstery	[illegible]	1.8	392	[illegible]	14.7
Shades, blinds, awnings, tents, flags, banners	11,[illegible]	[illegible]	963	82,526	13.9
Other sales	25,[illegible]	[illegible]	...	...	...
Stores not analyzing merchandise line sales	[illegible]	...	71	...	...
DRAPERY, CURTAIN, UPHOLSTERY STORES					
Stores analyzing merchandise line sales, total	[illegible]	100.0	2,792	...	...
Draperies, curtains, upholstery	[illegible]	78.[illegible]	2,792	[illegible],956	78.4
Furniture (household)	[illegible]	5.7	544	[illegible],605	21.4
Floor coverings—soft surface	[illegible]	2.2	377	28,987	10.1
Floor coverings—hard surface	1,982	1.0	172	11,426	12.1
Pictures, frames, lamps and shades	1,801	1.[illegible]	363	28,037	6.4
Shades, blinds, awnings, tents, flags, banners	[illegible]	2.0	2[illegible]	15,418	17.0
Other sales	12,158	9.3	...	...	...
Stores not analyzing merchandise line sales	[illegible]	...	151	...	...
CHINA, GLASSWARE, METALWARE STORES					
Stores analyzing merchandise line sales, total	[illegible]	[illegible].0	1,[illegible]	...	...
China, glassware, crockery	[illegible]	[illegible].[illegible]	1,213	[illegible],433	63.9
Pictures, frames, lamps and shades	[illegible],950	[illegible].6	[illegible]208	[illegible],897	12.9
Housewares (inc. electric)	50,[illegible]	[illegible].[illegible]	[illegible]82	[illegible],841	77.4
Other sales	15,8[illegible]	[illegible].0	...	...	...
Stores not analyzing merchandise line sales	[illegible],084	...	96	...	...

Kind of business and merchandise line	Merchandise line sales: Amount (Thousand dollars) (1)	Merchandise line sales: Percent distribution (2)	Stores handling merchandise line: Number (3)	Stores handling merchandise line: Total sales (Thousand dollars) (4)	Col. 1 as per cent of col. 4 (5)
ANTIQUE STORES					
Stores analyzing merchandise line sales, total	[illegible],982	100.0	4,484	...	...
Furniture (antique)	16,661	38.8	2,546	27,899	59.8
Draperies, curtains, upholstery	1,116	2.6	187	[illegible],364	25.9
China, glassware, crockery (antique)	[illegible],803	25.3	2,[illegible]67	23,390	46.6
Pictures, frames, lamps and shades	2,865	6.7	1,439	17,272	16.6
Other sales	11,[illegible]7	26.6	...	...	...
Stores not analyzing merchandise line sales	7,497	...	469	...	...
OTHER HOME FURNISHING STORES					
Stores analyzing merchandise line sales, total	268,930	100.0	5,185	...	...
Shades, blinds, awnings, tents, flags, banners	95,201	35.4	3,142	110,991	85.8
Floor coverings—soft surface	2,167	0.8	154	22,310	9.7
Floor coverings—hard surface	3,575	1.3	287	21,[illegible]00	17.[illegible]
Draperies, curtains, upholstery	7,[illegible]28	2.8	293	36,970	20.4
Pictures, frames, lamps and shades	25,930	9.6	1,[illegible]23	[illegible]9,278	52.6
Housewares	77,073	28.7	545	115,383	66.8
Other sales	57,456	21.4	...	...	...
Stores not analyzing merchandise line sales	14,291	...	243	...	...
HOUSEHOLD APPLIANCE STORES					
Stores analyzing merchandise line sales, total	2,117,80[illegible]	100.0	28,945	...	...
Major household appliances	1,41[illegible],[illegible]89	66.7	27,[illegible]39	2,048,447	69.0
Radios, television sets and parts	160,808	7.6	14,849	1,066,221	15.1
Pianos, musical instruments, phonographs	10,516	0.5	1,413	134,606	7.8
Phonograph records	18,354	0.9	2,97[illegible]	270,694	6.8
Housewares (inc. electric)	195,078	9.2	16,874	1,293,310	15.1
Cameras, photo equipment and supplies	[illegible],11[illegible]	0.3	630	61,193	10.0
Service and repair department	125,475	5.9	15,796	1,170,986	10.7
Other sales	188,970	8.9	...	...	...
Stores not analyzing merchandise line sales	90,235	...	754	...	...
RADIO STORES					
Stores analyzing merchandise line sales, total	392,472	100.0	7,046	...	...
Radios, television sets and parts	247,[illegible]35	63.1	7,046	392,472	63.1
Pianos, musical instruments, phonographs	8,4[illegible]3	2.1	874	74,202	11.4
Phonograph records	20,060	5.1	1,780	150,852	13.3
Major household appliances	48,835	12.[illegible]	2,237	223,631	21.8
Housewares (inc. electric)	13,746	3.5	3,169	173,018	7.9
Service and repair department	27,687	7.1	5,031	206,424	13.4
Other sales	26,086	6.6	...	...	...
Stores not analyzing merchandise line sales	5,424	...	171	...	...

Table 20B.—MERCHANDISE LINE SALES—FURNITURE, FURNISHINGS, APPLIANCE GROUP—KIND OF BUSINESS, BY GEOGRAPHIC DIVISION*:1948

[Data based on sample. See text for description of sample and other explanatory material.]

Kind of business and merchandise line	Merchandise line sales		Stores handling merchandise line		Col. 1 as percent of col. 4
	Amount (*Thousand dollars*)	Percent distribution	Number	Total sales (*Thousand dollars*)	
	(1)	(2)	(3)	(4)	(5)
FURNITURE STORES	NEW ENGLAND				
Stores analyzing merchandise line sales, total	195,558	100.0	1,715	...	...
Furniture (household)	104,552	53.5	1,715	195,558	53.5
Mattresses, springs, other sleep equipment	20,424	10.4	1,262	153,490	13.3
Office furniture	577	0.3	75	17,086	3.4
Floor coverings—soft surface	12,101	6.2	1,138	154,969	7.8
Floor coverings—hard surface	8,564	4.4	1,068	136,285	6.3
Draperies, curtains, upholstery	3,010	1.5	266	44,467	6.8
China, glassware, crockery	1,991	1.0	258	39,851	5.0
Pictures, frames, lamps and shades	2,750	1.4	767	100,524	2.7
Pianos, musical instruments, records	916	0.5	78	22,357	4.1
Radios, television sets and parts	6,589	3.4	852	116,299	5.7
Major household appliances	20,847	10.7	959	137,316	15.2
Housewares (inc electric)	3,386	1.7	588	74,812	4.5
Luggage, sporting goods, bicycles, toys	1,629	0.8	277	35,031	4.6
Hardware, tools, paint, glass, wallpaper	1,103	0.6	131	14,974	7.4
Shades, blinds, awnings, tents, flags, banners	854	0.4	380	37,567	2.3
Other sales	6,265	3.2	...	...	...
Stores not analyzing merchandise line sales	12,720	...	108	...	...
	WEST NORTH CENTRAL				
Stores analyzing merchandise line sales, total	360,320	100.0	2,608	...	...
Furniture (household)	142,838	47.6	2,608	300,320	47.6
Mattresses, springs, other sleep equipment	23,659	7.9	1,693	242,223	9.8
Office furniture	1,413	0.5	201	46,565	3.0
Floor coverings—soft surface	26,864	8.9	1,727	256,050	10.5
Floor coverings—hard surface	11,209	3.7	1,616	229,006	4.9
Draperies, curtains, upholstery	7,228	2.4	416	124,311	5.8
China, glassware, crockery	2,750	0.9	318	89,737	3.1
Pictures, frames, lamps and shades	4,769	1.6	1,283	195,813	2.4
Pianos, musical instruments, records	1,549	0.5	235	66,995	2.3
Radios, television sets and parts	8,786	2.9	1,167	195,564	4.5
Major household appliances	35,965	12.0	1,602	236,282	15.2
Housewares (inc electric)	4,715	1.6	801	152,048	3.1
Luggage, sporting goods, bicycles, toys	1,767	0.6	392	95,247	1.9
Hardware, tools, paint, glass, wallpaper	4,944	1.6	487	51,264	9.6
Shades, blinds, awnings, tents, flags, banners	1,725	0.6	902	86,537	2.0
Other sales	20,139	6.7	...	...	...
Stores not analyzing merchandise line sales	15,255	...	146	...	...
	WEST SOUTH CENTRAL				
Stores analyzing merchandise line sales, total	293,648	100.0	3,002	...	...
Furniture (household)	154,222	52.5	3,002	293,648	52.5
Mattresses, springs, other sleep equipment	21,950	7.5	2,146	229,595	9.6
Office furniture	564	0.2	288	24,395	2.3
Floor coverings—soft surface	16,981	5.8	1,683	214,981	7.9
Floor coverings—hard surface	8,609	2.9	1,720	196,646	4.4
Draperies, curtains, upholstery	5,365	1.8	401	80,391	6.7
China, glassware, crockery	2,139	0.7	605	78,434	2.7
Pictures, frames, lamps and shades	3,748	1.3	1,260	168,229	2.2
Pianos, musical instruments, records	1,394	0.5	305	31,122	4.5
Radios, television sets and parts	11,380	3.8	1,619	205,856	5.5
Major household appliances	39,436	13.4	2,001	233,955	16.8
Housewares (inc electric)	5,027	1.7	1,185	143,573	3.5
Luggage, sporting goods, bicycles, toys	1,681	0.6	536	63,284	2.7
Hardware, tools, paint, glass, wallpaper	6,979	2.4	589	52,347	13.3
Shades, blinds, awnings, tents, flags, banners	2,413	0.8	1,037	108,756	2.2
Other sales	11,760	4.1	...	...	...
Stores not analyzing merchandise line sales	28,695	...	198	...	...
	MIDDLE ATLANTIC				
Stores analyzing merchandise line sales, total	663,168	100.0	4,979	...	...
Furniture (household)	375,963	56.7	4,979	663,168	56.7
Mattresses, springs, other sleep equipment	56,194	8.5	3,001	475,936	11.8
Office furniture	4,077	0.6	195	53,584	7.6
Floor coverings—soft surface	41,333	6.2	2,378	448,740	9.2
Floor coverings—hard surface	16,413	2.5	1,925	350,359	4.7
Draperies, curtains, upholstery	17,792	2.7	862	226,049	7.9
China, glassware, crockery	4,049	0.6	548	136,664	3.0
Pictures, frames, lamps and shades	11,938	1.8	1,816	335,538	3.6
Pianos, musical instruments, records	2,268	0.4	192	65,517	3.5
Radios, television sets and parts	26,597	4.0	1,751	382,766	6.9
Major household appliances	60,052	9.1	2,030	401,458	15.0
Housewares (inc electric)	9,514	1.4	1,203	260,497	3.6
Luggage, sporting goods, bicycles, toys	4,610	0.7	572	137,199	3.4
Hardware, tools, paint, glass, wallpaper	2,289	0.3	173	30,203	7.6
Shades, blinds, awnings, tents, flags, banners	2,171	0.3	585	79,988	2.7
Other sales	27,908	4.2	...	...	...
Stores not analyzing merchandise line sales	28,949	...	198	...	...
	SOUTH ATLANTIC				
Stores analyzing merchandise line sales, total	455,450	100.0	4,251	...	...
Furniture (household)	250,883	55.1	4,251	455,450	55.1
Mattresses, springs, other sleep equipment	47,506	10.4	3,232	373,722	12.7
Office furniture	1,310	0.3	359	34,309	3.8
Floor coverings—soft surface	22,098	4.9	2,620	347,982	6.4
Floor coverings—hard surface	13,242	2.9	2,535	293,563	4.5
Draperies, curtains, upholstery	7,106	1.6	766	148,184	4.8
China, glassware, crockery	2,479	0.5	896	123,702	2.0
Pictures, frames, lamps and shades	6,161	1.4	2,110	279,838	2.2
Pianos, musical instruments, records	2,172	0.5	658	71,391	3.0
Radios, television sets and parts	18,283	4.0	2,563	327,106	5.6
Major household appliances	49,363	10.8	2,506	328,952	15.0
Housewares (inc electric)	8,418	1.8	1,698	217,511	3.9
Luggage, sporting goods, bicycles, toys	2,070	0.5	858	119,607	1.7
Hardware, tools, paint, glass, wallpaper	3,815	0.8	502	43,219	8.8
Shades, blinds, awnings, tents, flags, banners	4,302	0.9	1,598	183,977	2.3
Other sales	16,242	3.6	...	...	...
Stores not analyzing merchandise line sales	23,337	...	200	...	...
	MOUNTAIN				
Stores analyzing merchandise line sales, total	114,384	100.0	906	...	...
Furniture (household)	57,279	50.1	906	114,384	50.1
Mattresses, springs, other sleep equipment	8,747	7.6	621	83,750	10.4
Office furniture	738	0.6	119	14,690	5.0
Floor coverings—soft surface	11,082	9.7	621	94,590	11.7
Floor coverings—hard surface	5,345	4.7	559	81,335	6.6
Draperies, curtains, upholstery	2,262	2.0	150	41,022	5.5
China, glassware, crockery	954	0.8	140	26,607	3.6
Pictures, frames, lamps and shades	1,302	1.1	444	62,205	2.1
Pianos, musical instruments, records	568	0.5	101	19,276	2.9
Radios, television sets and parts	2,723	2.4	405	64,798	4.2
Major household appliances	14,311	12.5	592	88,515	16.2
Housewares (inc electric)	1,925	1.7	341	50,744	3.8
Luggage, sporting goods, bicycles, toys	465	0.4	130	25,786	1.8
Hardware, tools, paint, glass, wallpaper	2,509	2.2	224	22,153	11.3
Shades, blinds, awnings, tents, flags, banners	659	0.6	279	38,572	1.7
Other sales	3,515	3.1	...	...	...
Stores not analyzing merchandise line sales	12,030	...	68	...	...
	PACIFIC				
Stores analyzing merchandise line sales, total	438,813	100.0	3,147	...	...
Furniture (household)	214,754	48.9	3,147	438,813	48.9
Mattresses, springs, other sleep equipment	38,002	8.7	2,065	337,434	11.3
Office furniture	912	0.2	171	21,901	4.2
Floor coverings—soft surface	43,072	9.8	1,936	364,260	11.8
Floor coverings—hard surface	10,108	2.3	1,351	258,910	3.9
Draperies, curtains, upholstery	15,666	3.6	845	227,771	6.9
China, glassware, crockery	3,877	0.9	328	119,570	3.2
Pictures, frames, lamps and shades	7,915	1.8	1,425	276,350	2.9
Pianos, musical instruments, records	2,088	0.5	234	79,489	2.6
Radios, television sets and parts	14,950	3.4	1,313	287,039	5.2
Major household appliances	60,115	13.7	1,773	341,038	17.6
Housewares (inc electric)	7,803	1.8	1,000	206,500	3.8
Luggage, sporting goods, bicycles, toys	959	0.2	263	56,833	1.7
Hardware, tools, paint, glass, wallpaper	3,384	0.8	212	48,785	6.9
Shades, blinds, awnings, tents, flags, banners	1,558	0.4	497	104,921	1.5
Other sales	13,650	3.0	...	...	...
Stores not analyzing merchandise line sales	15,509	...	134	...	...
FLOOR COVERING STORES	NEW ENGLAND				
Stores analyzing merchandise line sales, total	26,397	100.0	442	...	...
Floor coverings—soft surface	13,510	51.2	323	24,109	56.0
Floor coverings—hard surface	9,565	36.2	344	18,749	51.0
Furniture (household)	1,055	4.0	18	4,873	21.6
Draperies, curtains, upholstery	715	2.7	19	5,103	14.0
Shades, blinds, awnings, tents, flags, banners	413	1.6	25	2,944	14.0
Other sales	1,139	4.3	...	...	...
Stores not analyzing merchandise line sales	345	...	3	...	...
	WEST NORTH CENTRAL				
Stores analyzing merchandise line sales, total	22,030	100.0	231	...	...
Floor coverings—soft surface	11,859	53.8	161	19,014	62.4
Floor coverings—hard surface	6,681	30.3	164	15,952	41.9
Furniture (household)	148	0.7	14	1,045	14.2
Draperies, curtains, upholstery	606	2.7	19	2,778	21.8
Shades, blinds, awnings, tents, flags, banners	808	3.7	45	4,736	17.1
Other sales	1,928	8.8	...	...	...
Stores not analyzing merchandise line sales	...	...	...	...	...
	SOUTH ATLANTIC				
Stores analyzing merchandise line sales, total	25,686	100.0	307	...	...
Floor coverings—soft surface	10,171	39.6	152	17,804	57.1
Floor coverings—hard surface	11,814	46.0	246	18,203	64.9
Furniture (household)	716	2.8	16	4,244	16.9
Draperies, curtains, upholstery	333	1.3	16	3,048	10.9
Shades, blinds, awnings, tents, flags, banners	673	2.6	59	4,632	14.5
Other sales	1,979	7.7	...	...	...
Stores not analyzing merchandise line sales	425	...	2	...	...
	PACIFIC				
Stores analyzing merchandise line sales, total	51,883	100.0	653	...	...
Floor coverings—soft surface	21,001	40.5	392	37,100	56.6
Floor coverings—hard surface	21,878	42.2	460	40,343	54.2
Furniture (household)	910	1.8	35	6,303	14.4
Draperies, curtains, upholstery	735	1.4	69	6,344	11.6
Shades, blinds, awnings, tents, flags, banners	3,052	5.9	206	17,236	17.7
Other sales	4,307	8.2	...	...	...
Stores not analyzing merchandise line sales	679	...	12	...	...

See footnote at end of table.

Table 20B.—MERCHANDISE LINE SALES—FURNITURE, FURNISHINGS, APPLIANCE GROUP—KIND OF BUSINESS, BY GEOGRAPHIC DIVISION*: 1948—Continued

[Data based on sample. See text for description of sample and other explanatory material.]

Kind of business and merchandise line	Merchandise line sales		Stores handling merchandise line		Col. 1 as per cent of col. 4	Merchandise line sales		Stores handling merchandise line		Col. 1 as per cent of col. 4	Merchandise line sales		Stores handling merchandise line		Col. 1 as per cent of col. 4
	Amount (Thousand dollars)	Percent distribution	Number	Total sales (Thousand dollars)		Amount (Thousand dollars)	Percent distribution	Number	Total sales (Thousand dollars)		Amount (Thousand dollars)	Percent distribution	Number	Total sales (Thousand dollars)	
	(1)	(2)	(3)	(4)	(5)	(1)	(2)	(3)	(4)	(5)	(1)	(2)	(3)	(4)	(5)
DRAPERY, CURTAIN, UPHOLSTERY STORES	MIDDLE ATLANTIC					EAST NORTH CENTRAL									
Stores analyzing merchandise line sales, total	[illegible]	100.0	895	...	...	27,946	100.0	529	...	...					
Draperies, curtains, upholstery	36,115	81.6	895	44,274	81.6	22,016	78.8	529	27,946	78.8					
Furniture, household	3,054	6.9	152	11,937	25.6	1,451	5.2	155	9,197	15.8					
Floor coverings—soft surface	533	1.2	35	4,508	11.8	550	2.0	134	7,465	7.4					
Floor coverings—hard surface	424	0.9	12	2,180	19.0	252	0.9	7	3,125	8.1					
Pictures, frames, lamps and shades	527	1.2	29	8,449	6.2	433	1.5	114	6,982	6.2					
Shades, blinds, awnings, tents, flags, banners	267	0.6	29	2,316	11.5	647	2.3	29	2,945	22.6					
Other sales	3,364	7.6	...	...	...	1,537	5.4	...	...	...					
Stores not analyzing merchandise line sales	2,303	...	53	...	...	174	...	1	...	...					
CHINA, GLASSWARE, METALWARE STORES	MIDDLE ATLANTIC					EAST NORTH CENTRAL					WEST NORTH CENTRAL				
Stores analyzing merchandise line sales, total	34,238	100.0	544	...	...	18,877	100.0	337	...	...	7,831	100.0	39	...	...
China, glassware, crockery	15,496	45.3	443	23,865	64.9	7,848	41.6	314	11,746	66.8	1,916	24.5	32	2,362	81.1
Pictures, frames, lamps and shades	1,069	3.1	71	9,077	11.8	626	3.3	66	3,916	16.0	11	0.1	4	748	1.5
Housewares (inc. electric)	12,543	36.6	273	18,858	66.5	8,811	46.7	83	11,386	77.4	5,423	69.3	9	5,568	97.4
Other sales	5,130	15.0	...	...	...	1,592	8.4	...	...	...	481	6.1	...	...	...
Stores not analyzing merchandise line sales	450	...	10	...	...	970	...	50	...	...	428	...	1	...	...
	SOUTH ATLANTIC					PACIFIC									
Stores analyzing merchandise line sales, total	8,744	100.0	99	...	...	27,423	100.0	171	...	...					
China, glassware, crockery	2,263	25.9	84	5,052	44.8	9,594	35.0	157	15,599	61.5					
Pictures, frames, lamps and shades	375	4.3	7	2,805	13.4	471	1.7	33	3,510	13.4					
Housewares (inc. electric)	4,300	49.2	12	6,399	67.2	12,627	46.0	53	14,529	86.9					
Other sales	1,806	20.6	...	...	...	4,731	17.3	...	...	...					
Stores not analyzing merchandise line sales	113	...	1	...	...	246	...	1	...	...					
ANTIQUE STORES	MIDDLE ATLANTIC														
Stores analyzing merchandise line sales, total	15,617	100.0	1,427	...	...										
Furniture (antique)	6,254	40.0	866	9,976	62.7										
Draperies, curtains, upholstery	191	1.2	33	673	28.4										
China, glassware, crockery (antique)	3,788	24.3	844	8,201	46.2										
Pictures, frames, lamps and shades	1,156	7.4	468	5,971	19.4										
Other sales	4,228	27.1	...	...	...										
Stores not analyzing merchandise line sales	4,566	...	210	...	...										
OTHER HOME FURNISHING STORES	MIDDLE ATLANTIC					EAST NORTH CENTRAL					WEST NORTH CENTRAL				
Stores analyzing merchandise line sales, total	78,030	100.0	1,794	...	...	53,167	100.0	1,014	...	...	17,757	100.0	332	...	...
Shades, blinds, awnings, tents, flags, banners	22,700	29.1	968	26,577	85.4	19,307	36.3	661	21,798	88.6	6,313	35.6	225	7,360	85.8
Floor coverings—soft surface	408	0.5	36	6,383	6.4	482	0.9	14	3,671	13.1	298	1.7	14	1,302	22.9
Floor coverings—hard surface	762	1.0	79	6,272	12.1	708	1.4	39	3,843	18.4	145	0.8	13	682	21.3
Draperies, curtains, upholstery	1,934	2.5	79	10,788	17.9	832	1.6	38	5,007	16.6	273	1.5	26	1,165	23.4
Pictures, frames, lamps and shades	13,510	17.3	658	24,655	54.8	4,520	8.5	216	7,442	60.7	1,107	6.2	48	1,969	56.2
Housewares	18,346	23.5	184	30,692	59.8	17,210	32.4	84	23,258	74.0	6,347	35.8	41	8,326	76.2
Other sales	20,370	26.1	...	...	...	10,108	18.9	...	...	...	3,274	18.4	...	...	...
Stores not analyzing merchandise line sales	7,472	...	199	...	...	116	...	2	...	...	2,170	...	2	...	...
	SOUTH ATLANTIC					WEST SOUTH CENTRAL					PACIFIC				
Stores analyzing merchandise line sales, total	32,917	100.0	467	...	...	18,421	100.0	242	...	...	38,993	100.0	742	...	...
Shades, blinds, awnings, tents, flags, banners	15,920	48.4	332	18,238	87.3	8,602	46.7	175	10,196	84.4	12,315	31.6	435	15,085	81.6
Floor coverings—soft surface	248	0.8	16	2,575	9.6	337	1.8	13	1,586	21.2	167	0.4	20	4,652	3.6
Floor coverings—hard surface	184	0.5	26	1,817	10.1	383	2.1	10	1,462	26.2	1,040	2.7	91	4,746	21.9
Draperies, curtains, upholstery	1,533	4.6	70	6,982	22.0	275	1.5	4	976	28.2	1,462	3.7	35	7,346	19.9
Pictures, frames, lamps and shades	1,173	3.6	63	4,496	26.1	790	4.3	43	1,396	56.6	3,770	9.7	152	7,226	52.2
Housewares	7,844	23.8	83	13,956	56.2	5,488	29.8	24	7,072	77.6	11,240	28.8	64	16,320	68.9
Other sales	6,015	18.3	...	...	...	2,546	13.8	...	...	...	8,999	23.1	...	...	...
Stores not analyzing merchandise line sales	1,260	...	5	...	...	143	...	2	...	...	2,632	...	28	...	...
HOUSEHOLD APPLIANCE STORES	NEW ENGLAND					MIDDLE ATLANTIC					EAST NORTH CENTRAL				
Stores analyzing merchandise line sales, total	133,296	100.0	1,616	...	...	449,158	100.0	5,427	...	...	440,538	100.0	6,301	...	...
Major household appliances	91,428	68.6	1,503	127,976	71.4	283,446	63.1	4,814	423,479	66.9	298,783	67.8	6,065	430,557	69.4
Radios, television sets and parts	8,723	6.6	680	55,311	15.8	52,273	11.6	2,523	251,326	20.8	36,825	8.3	3,130	240,410	15.3
Pianos, musical instruments, phonographs	499	0.4	69	7,232	6.9	1,776	0.4	221	23,939	7.4	2,111	0.5	308	29,489	7.2
Phonograph records	789	0.6	107	10,792	7.3	3,153	0.7	439	50,436	6.3	4,693	1.1	805	64,795	7.2
Housewares (inc. electric)	13,330	10.0	945	82,587	16.1	50,854	11.3	3,254	288,549	17.6	38,608	8.8	3,763	273,259	14.1
Cameras, photo equipment and supplies	198	0.1	22	2,223	8.8	2,354	0.5	109	20,481	11.5	1,139	0.3	201	14,071	8.1
Service and repair department	8,434	6.3	862	78,366	10.8	21,740	4.9	2,463	208,396	10.4	25,373	5.7	3,758	248,626	10.2
Other sales	9,895	7.4	...	...	...	33,562	7.5	...	...	...	33,006	7.5	...	...	...
Stores not analyzing merchandise line sales	3,129	...	69	...	...	9,126	...	112	...	...	10,519	...	184	...	...

*See [illegible] table.

Table 20B.—MERCHANDISE LINE SALES—FURNITURE, FURNISHINGS, APPLIANCE GROUP—KIND OF BUSINESS, BY GEOGRAPHIC DIVISION*: 1948—Continued

[Data based on sample. See text for description of sample and other explanatory material.]

Kind of business and merchandise line	Merchandise line sales		Stores handling merchandise line		Col. 1 as percent of col. 4	Merchandise line sales		Stores handling merchandise line		Col. 1 as percent of col. 4	Merchandise line sales		Stores handling merchandise line		Col. 1 as percent of col. 4
	Amount (*Thousand dollars*) (1)	Percent distribution (2)	Number (3)	Total sales (*Thousand dollars*) (4)	(5)	Amount (*Thousand dollars*) (1)	Percent distribution (2)	Number (3)	Total sales (*Thousand dollars*) (4)	(5)	Amount (*Thousand dollars*) (1)	Percent distribution (2)	Number (3)	Total sales (*Thousand dollars*) (4)	(5)
	WEST NORTH CENTRAL					SOUTH ATLANTIC					EAST SOUTH CENTRAL				
HOUSEHOLD APPLIANCE STORES															
Stores analyzing merchandise line sales, total	235,175	100.0	4,126	...	...	234,981	100.0	3,066	...	...	103,588	100.0	1,628	...	...
Major household appliances	151,506	64.4	3,900	228,224	66.4	162,716	69.2	2,874	228,750	71.1	73,946	71.4	1,606	102,651	72.0
Radios, television sets and parts	12,915	5.5	1,737	113,596	11.4	13,622	5.8	1,278	107,887	12.6	4,943	4.7	666	44,649	11.1
Pianos, musical instruments, phonographs	939	0.4	191	12,797	7.3	1,338	0.6	187	16,413	8.2	378	0.4	93	6,802	5.6
Phonograph records	1,546	0.6	372	24,247	6.4	1,531	0.7	320	28,119	5.4	684	0.7	154	11,147	6.1
Housewares (inc. electric)	23,098	9.8	2,530	150,882	15.3	18,820	8.0	1,731	141,017	13.3	5,995	5.8	896	56,056	10.7
Cameras, photo equipment and supplies	612	0.3	132	8,229	7.4	690	0.3	56	6,041	11.4	261	0.2	20	1,913	13.6
Service and repair department	16,376	7.0	2,400	146,908	11.1	14,199	6.0	1,678	127,676	11.1	5,566	5.4	777	52,666	10.6
Other sales	28,183	12.0	...	...	...	22,065	9.4	...	...	...	11,815	11.4	...	...	...
Stores not analyzing merchandise line sales	4,040	...	100	...	...	5,425	...	76	...	...	3,378	...	29	...	...
	WEST SOUTH CENTRAL					MOUNTAIN					PACIFIC				
Stores analyzing merchandise line sales, total	189,928	100.0	2,675	...	...	86,861	100.0	1,192	...	...	244,281	100.0	2,914	...	...
Major household appliances	132,801	69.9	2,576	185,023	71.8	55,658	64.1	1,162	84,083	66.2	162,205	66.4	2,739	237,204	68.4
Radios, television sets and parts	7,659	4.0	1,095	84,365	9.1	4,294	5.0	494	42,383	10.1	19,554	8.0	1,276	126,304	15.5
Pianos, musical instruments, phonographs	1,062	0.6	157	14,724	7.2	911	1.0	46	7,526	12.1	1,502	0.6	141	15,686	9.6
Phonograph records	2,494	1.3	306	27,356	9.1	919	1.1	151	15,954	5.8	2,545	1.1	322	37,848	6.7
Housewares (inc. electric)	13,486	7.1	1,401	95,251	14.2	8,358	9.6	739	55,733	15.0	22,529	9.2	1,615	149,976	15.0
Cameras, photo equipment and supplies	414	0.2	32	2,794	14.8	128	0.1	14	692	18.5	322	0.1	44	4,749	6.8
Service and repair department	10,134	5.3	1,294	103,865	9.8	6,990	8.0	684	55,029	12.7	16,663	6.8	1,880	149,454	11.1
Other sales	21,878	11.6	...	...	...	9,603	11.1	...	...	...	18,961	7.8	...	...	...
Stores not analyzing merchandise line sales	4,247	...	90	...	...	1,991	...	20	...	...	8,384	...	78	...	...
	NEW ENGLAND					MIDDLE ATLANTIC					EAST NORTH CENTRAL				
RADIO STORES															
Stores analyzing merchandise line sales, total	20,429	100.0	548	...	...	195,306	100.0	1,998	...	...	70,499	100.0	1,575	...	...
Radios, television sets and parts	13,508	66.1	548	20,429	66.1	124,444	63.7	1,998	195,306	63.7	44,526	63.2	1,575	70,499	63.2
Pianos, musical instruments, phonographs	384	1.9	78	3,219	11.9	3,097	1.6	309	36,705	8.4	2,258	3.2	157	14,612	15.5
Phonograph records	1,559	7.6	149	7,220	21.6	8,385	4.3	590	77,837	10.8	4,493	6.4	388	26,002	17.3
Major household appliances	1,654	8.1	164	8,813	18.8	27,096	13.9	834	128,431	21.1	7,922	11.2	347	31,505	25.1
Housewares (inc. electric)	247	1.2	93	4,220	5.8	7,652	3.9	783	104,197	7.3	1,674	2.4	508	22,320	7.5
Service and repair department	2,350	11.5	414	12,544	18.7	9,478	4.8	1,231	87,373	10.8	5,736	8.1	1,230	40,269	14.2
Other sales	727	3.6	...	...	...	15,154	7.8	...	...	...	3,890	5.5	...	...	...
Stores not analyzing merchandise line sales	1,200	...	40	...	...	822	...	20	...	...	1,449	...	25	...	...
	SOUTH ATLANTIC					PACIFIC									
Stores analyzing merchandise line sales, total	27,946	100.0	479	...	...	43,120	100.0	1,195	...	...					
Radios, television sets and parts	17,430	62.4	479	27,946	62.4	29,091	67.5	1,195	43,120	67.5					
Pianos, musical instruments, phonographs	420	1.5	55	3,251	12.9	1,441	3.3	142	10,284	14.0					
Phonograph records	1,058	3.8	185	13,545	7.8	2,750	6.4	218	14,743	18.7					
Major household appliances	3,565	12.7	195	18,455	19.3	3,390	7.9	222	17,181	19.7					
Housewares (inc. electric)	1,812	6.5	185	15,637	11.6	905	2.1	255	12,870	7.0					
Service and repair department	2,090	7.5	316	11,694	17.9	3,911	9.1	881	29,970	13.0					
Other sales	1,571	5.6	...	...	...	1,632	3.7	...	...	...					
Stores not analyzing merchandise line sales	1,040	...	51	...	...	452	...	22	...	...					

* Data not shown for those geographic divisions in which sampling variability was too high.

Table 20C.—MERCHANDISE LINE SALES OF LARGE STORES AND MULTIUNITS, AND SMALL STORE SAMPLE—FURNITURE, FURNISHINGS, APPLIANCE GROUP—KIND OF BUSINESS, BY GEOGRAPHIC DIVISION: 1948

[See text for explanatory material and description of sample data included]

Columns: Large stores and multiunits — (1) Merchandise line sales (Thousand dollars); Stores reporting merchandise line: (2) Number, (3) Total sales (Thousand dollars). Sample of small single unit stores — Merchandise line sales: (4) Amount (Thousand dollars), (5) Percent distribution; Stores reporting merchandise line: (6) Number, (7) Total sales (Thousand dollars).

FURNITURE STORES

Kind of business and merchandise line	(1)	(2)	(3)	(4)	(5)	(6)	(7)
UNITED STATES							
Stores analyzing merchandise line sales, total	[illegible]	11,883	...	65,832	100.0	1,568	...
Furniture (household)	[illegible]	11,843	[illegible]	38,264	58.1	1,568	65,832
Mattresses, springs, other sleep equipment	[illegible]	9,373	2,101,356	6,342	[illegible]	1,314	32,359
Office furniture	[illegible],758	[illegible]	212,960	14[illegible]	0.2	48	3,835
Floor coverings (soft surface)	209,818	[illegible]	[illegible],150,069	2,692	4.1	770	37,796
Floor coverings (hard surface)	75,10[illegible]	7,3[illegible]	1,725,544	[illegible],268	3.5	742	33,287
Draperies, curtains, upholstery	63,915	[illegible]	1,010,333	882	1.3	197	9,42[illegible]
China, glassware, crockery	19,599	[illegible]	682,539	270	0.4	198	8,90[illegible]
Pictures, frames, lamps and shades	43,791	[illegible],357	1,623,750	1,073	1.6	644	31,009
Pianos, musical instruments, records	12,802	1,241	385,033	212	0.3	118	5,484
Radios, television sets and parts	101,653	7,711	1,804,707	1,805	2.8	611	30,679
Major household appliances	319,867	8,196	2,019,444	6,037	9.2	739	36,770
Housewares (inc. electric)	45,096	4,[illegible]	1,237,263	901	1.4	458	21,685
Luggage, sporting goods, bicycles, toys	12,975	2,915	593,713	365	0.6	190	8,813
Hardware, tools, paint, glass, wallpaper	24,257	1,177	256,050	1,084	1.6	200	8,486
Shades, blinds, awnings, tents, flags, banners	11,903	3,080	616,427	535	0.8	372	18,448
Other sales	100,841	...	...	2,962	4.5	...	...
Stores not analyzing merchandise line sales	143,108	724	...	2,996	...	74	...
NEW ENGLAND							
Stores analyzing merchandise line sales, total	152,948	735	...	4,261	100.0	98	...
Furniture (household)	82,39[illegible]	735	152,948	2,217	52.0	98	4,261
Mattresses, springs, other sleep equipment	15,304	552	120,390	512	12.0	71	3,310
Office furniture	517	45	16,016	6	0.1	3	137
Floor coverings (soft surface)	9,261	558	123,319	224	5.3	58	3,115
Floor coverings (hard surface)	5,644	488	106,465	292	6.9	58	2,982
Draperies, curtains, upholstery	2,290	126	39,327	72	1.7	12	514
China, glassware, crockery	1,901	108	30,951	19	0.4	15	890
Pictures, frames, lamps and shades	2,170	347	78,434	58	1.4	42	2,209
Pianos, musical instruments, records	886	58	21,157	3	0.1	2	120
Radios, television sets and parts	5,019	392	91,129	157	3.7	46	2,517
Major household appliances	17,147	499	113,886	370	8.7	46	2,343
Housewares (inc. electric)	2,686	238	57,982	70	1.6	35	1,683
Luggage, sporting goods, bicycles, toys	839	97	25,901	79	1.8	18	913
Hardware, tools, paint, glass, wallpaper	803	41	10,814	30	0.7	9	416
Shades, blinds, awnings, tents, flags, banners	484	130	23,587	37	0.9	25	1,398
Other sales	5,115	...	...	115	2.7	...	...
Stores not analyzing merchandise line sales	9,770	48	...	295	...	6	...
MIDDLE ATLANTIC							
Stores analyzing merchandise line sales, total	546,808	2,129	...	11,636	100.0	285	...
Furniture (household)	3[illegible]1,143	2,129	546,808	7,482	64.3	285	11,636
Mattresses, springs, other sleep equipment	4[illegible]	1,491	409,476	1,095	9.4	151	6,646
Office furniture	3,697	115	50,104	38	0.3	9	349
Floor coverings (soft surface)	36,973	1,368	398,710	436	3.7	101	5,0[illegible]3
Floor coverings (hard surface)	13,563	1,085	311,289	285	2.5	84	3,907
Draperies, curtains, upholstery	15,472	502	209,549	232	2.0	36	1,650
China, glassware, crockery	3,309	328	127,914	24	0.2	22	875
Pictures, frames, lamps and shades	9,658	956	293,628	228	2.0	86	4,191
Pianos, musical instruments, records	2,208	142	62,877	6	0.1	5	264
Radios, television sets and parts	23,997	1,091	348,986	260	2.2	66	3,378
Major household appliances	53,352	1,240	363,368	670	5.8	79	3,809
Housewares (inc. electric)	9,214	693	238,337	130	1.1	51	2,216
Luggage, sporting goods, bicycles, toys	3,530	302	127,329	108	0.9	27	987
Hardware, tools, paint, glass, wallpaper	2,139	93	26,793	15	0.1	8	341
Shades, blinds, awnings, tents, flags, banners	1,661	295	66,718	51	0.4	29	1,327
Other sales	27,148	...	...	576	5.0	...	...
Stores not analyzing merchandise line sales	26,229	128	...	272	...	7	...
EAST NORTH CENTRAL							
Stores analyzing merchandise line sales, total	524,884	2,314	...	10,591	100.0	247	...
Furniture (household)	270,152	2,314	524,884	6,061	57.2	247	10,591
Mattresses, springs, other sleep equipment	47,916	1,768	417,753	1,126	10.6	162	7,416
Office furniture	1,249	123	23,015	10	0.1	13	462
Floor coverings (soft surface)	49,640	1,760	431,157	530	5.0	138	7,071
Floor coverings (hard surface)	14,176	1,377	324,416	376	3.6	121	5,656
Draperies, curtains, upholstery	11,028	437	156,697	104	1.0	27	1,157
China, glassware, crockery	2,535	282	100,055	29	0.3	20	975
Pictures, frames, lamps and shades	10,580	1,311	334,380	217	2.0	113	5,406
Pianos, musical instruments, records	2,155	197	46,547	27	0.3	14	596
Radios, television sets and parts	19,873	1,312	343,020	239	2.3	85	4,364
Major household appliances	62,001	1,582	396,614	1,013	9.6	117	6,257
Housewares (inc. electric)	8,415	813	216,4[illegible]0	119	1.1	64	2,982
Luggage, sporting goods, bicycles, toys	1,914	272	84,774	31	0.3	16	790
Hardware, tools, paint, glass, wallpaper	2,587	160	33,172	151	1.4	29	1,177
Shades, blinds, awnings, tents, flags, banners	1,577	365	69,560	57	0.5	42	2,012
Other sales	19,087	...	...	501	4.7	...	...
Stores not analyzing merchandise line sales	19,271	104	...	615	...	16	...
WEST NORTH CENTRAL							
Stores analyzing merchandise line sales, total	232,720	968	...	6,760	100.0	164	...
Furniture (household)	107,538	968	232,720	3,530	52.2	164	6,760
Mattresses, springs, other sleep equipment	18,629	753	198,053	503	7.5	94	4,417
Office furniture	1,333	91	41,375	8	0.1	11	519
Floor coverings (soft surface)	23,344	787	208,720	352	5.2	94	4,733
Floor coverings (hard surface)	7,879	696	186,066	333	4.9	92	4,294
Draperies, curtains, upholstery	6,718	236	116,071	51	0.8	18	824
China, glassware, crockery	2,500	158	81,907	25	0.4	16	783
Pictures, frames, lamps and shades	3,719	563	161,343	105	1.6	72	3,477
Pianos, musical instruments, records	1,449	135	62,265	10	0.1	10	473
Radios, television sets and parts	7,209	537	166,264	158	2.3	63	2,930
Major household appliances	2[illegible],245	682	192,682	672	9.9	92	4,360
Housewares (inc. electric)	4,165	391	131,978	55	0.8	41	2,037
Luggage, sporting goods, bicycles, toys	1,557	182	83,227	21	0.3	21	1,202
Hardware, tools, paint, glass, wallpaper	3,134	157	37,244	181	2.7	33	1,402
Shades, blinds, awnings, tents, flags, banners	905	322	56,697	82	1.2	58	[illegible],984
Other sales	13,379	...	...	674	10.0	...	...
Stores not analyzing merchandise line sales	11,185	56	...	407	...	9	...
SOUTH ATLANTIC							
Stores analyzing merchandise line sales, total	349,870	1,841	...	10,558	100.0	241	...
Furniture (household)	187,903	1,841	349,870	6,298	59.7	241	10,558
Mattresses, springs, other sleep equipment	36,236	1,472	292,902	1,127	10.7	176	8,082
Office furniture	1,010	129	25,109	30	0.3	23	920
Floor coverings (soft surface)	18,498	1,380	288,702	360	3.4	124	5,928
Floor coverings (hard surface)	9,912	1,215	230,393	333	3.2	132	6,317
Draperies, curtains, upholstery	6,116	456	132,084	99	0.9	31	1,610
China, glassware, crockery	1,929	426	102,492	55	0.5	47	2,121
Pictures, frames, lamps and shades	5,051	1,080	231,218	111	1.1	103	4,862
Pianos, musical instruments, records	1,642	288	54,701	53	0.5	37	1,669
Radios, television sets and parts	14,963	1,263	262,576	332	3.1	130	6,453
Major household appliances	39,623	1,346	270,972	974	9.2	116	5,798
Housewares (inc. electric)	6,688	808	175,761	173	1.6	89	4,175
Luggage, sporting goods, bicycles, toys	1,560	438	98,217	51	0.5	42	2,139
Hardware, tools, paint, glass, wallpaper	[illegible],735	172	29,499	108	1.0	33	1,372
Shades, blinds, awnings, tents, flags, banners	[illegible],872	758	138,457	143	1.4	84	4,552
Other sales	13,13[illegible]	...	...	311	2.9	...	...
Stores not analyzing merchandise line sales	18,917	100	...	442	...	10	...
EAST SOUTH CENTRAL							
Stores analyzing merchandise line sales, total	149,198	861	...	5,776	100.0	131	...
Furniture (household)	77,353	861	149,198	3,134	54.3	131	5,776
Mattresses, springs, other sleep equipment	14,034	675	123,213	582	1[illegible].1	103	4,619
Office furniture	149	55	9,345	2	(a)	5	18[illegible]
Floor coverings (soft surface)	[illegible]	601	117,5[illegible]	13[illegible]	[illegible].4	56	2,700
Floor coverings (hard surface)	4,784	60[illegible]	108,454	157	[illegible]	[illegible]	3,[illegible]
Draperies, curtains, upholstery	1,[illegible]49	131	34,431	[illegible]	[illegible]	1[illegible]	[illegible]
China, glassware, crockery	[illegible]35	199	34,889	[illegible]	1.[illegible]	27	1,[illegible]
Pictures, frames, lamps and shades	1,[illegible]	481	91,473	1[illegible]1	[illegible].1	77	3,[illegible]
Pianos, musical instruments, records	1,1[illegible]	1[illegible]1	[illegible],489	[illegible]	0.7	16	[illegible]
Radios, television sets and parts	[illegible]	594	11[illegible]	20[illegible]	3.6	70	3,460
Major household appliances	[illegible]	6[illegible]	[illegible]	655	11.3	76	3,8[illegible]
Housewares (inc. electric)	[illegible],753	4[illegible]	[illegible],888	96	1.7	51	[illegible]
Luggage, sporting goods, bicycles, toys	[illegible]	215	44,35[illegible]	[illegible]	[illegible].4	24	1,183
Hardware, tools, paint, glass, wallpaper	3,[illegible]	11[illegible]	1[illegible],033	272	4.[illegible]	[illegible]	1,30[illegible]
Shades, blinds, awnings, tents, flags, banners	[illegible]82	30[illegible]	[illegible],939	[illegible]	[illegible].8	43	1,[illegible]
Other sales	[illegible]	...	...	195	3.4	...	...
Stores not analyzing merchandise line sales	[illegible]	5[illegible]	...	247	...	9	...
WEST SOUTH CENTRAL							
Stores analyzing merchandise line sales, total	219,888	1,182	...	7,376	100.0	182	...
Furniture (household)	11[illegible]	1,182	219,888	4,222	57.1	182	7,376
Mattresses, springs, other sleep equipment	16,[illegible]	936	180,245	498	6.8	121	4,935
Office furniture	354	98	18,175	21	0.3	19	622
Floor coverings (soft surface)	15,[illegible]	8[illegible]3	178,691	192	2.6	86	3,629
Floor coverings (hard surface)	[illegible]	790	157,646	212	2.9	93	3,900
Draperies, curtains, upholstery	[illegible]	[illegible]31	71,771	[illegible]	1.0	17	862
China, glassware, crockery	1,[illegible]	265	62,694	43	0.6	34	1,574
Pictures, frames, lamps and shades	[illegible],938	640	138,739	81	1.1	62	2,949
Pianos, musical instruments, records	[illegible]	125	23,792	52	0.7	18	733
Radios, television sets and parts	8,800	799	166,416	258	3.5	82	3,944
Major household appliances	3[illegible],316	911	132,065	912	12.4	109	5,189
Housewares (inc. electric)	3,[illegible]	535	111,393	130	1.8	65	3,218
Luggage, sporting goods, bicycles, toys	1,3[illegible]1	266	52,364	32	0.4	27	1,092
Hardware, tools, paint, glass, wallpaper	4,339	21[illegible]	36,507	264	3.6	37	1,584
Shades, blinds, awnings, tents, flags, banners	1,[illegible]3	48[illegible]	84,306	81	1.1	55	2,445
Other sales	[illegible]	...	...	301	4.1	...	...
Stores not analyzing merchandise line sales	[illegible],815	118	...	288	...	8	...

[illegible]

Table 20C.—MERCHANDISE LINE SALES OF LARGE STORES AND MULTIUNITS, AND SMALL STORE SAMPLE—FURNITURE, FURNISHINGS, APPLIANCE GROUP—KIND OF BUSINESS, BY GEOGRAPHIC DIVISION: 1948—Continued

[See text for explanatory material and description of sample data included]

Kind of business and merchandise line	Large stores and multiunits			Sample of small single unit stores				Large stores and multiunits			Sample of small single unit stores			
	Merchandise line sales	Stores reporting merchandise line		Merchandise line sales		Stores reporting merchandise line		Merchandise line sales	Stores reporting merchandise line		Merchandise line sales		Stores reporting merchandise line	
	(Thousand dollars)	Number	Total sales (Thousand dollars)	Amount (Thousand dollars)	Percent distribution	Number	Total sales (Thousand dollars)	(Thousand dollars)	Number	Total sales (Thousand dollars)	Amount (Thousand dollars)	Percent distribution	Number	Total sales (Thousand dollars)
	(1)	(2)	(3)	(4)	(5)	(6)	(7)	(1)	(2)	(3)	(4)	(5)	(6)	(7)
	MOUNTAIN							PACIFIC						
FURNITURE STORES														
Stores analyzing merchandise line sales, total	92,004	436	...	2,238	100.0	47	...	372,453	1,417	...	6,636	100.0	173	...
Furniture (household)	24,869	436	92,004	1,247	55.7	47	2,238	174,024	1,417	372,453	4,073	61.4	173	6,636
Mattresses, springs, other sleep equipment	6,877	311	67,100	187	8.4	31	1,665	30,882	1,015	292,224	712	10.7	105	4,521
Office furniture	608	49	11,040	13	0.6	7	365	792	81	18,781	12	0.2	9	312
Floor coverings—soft surface	9,692	351	79,280	139	6.2	27	1,531	39,872	1,076	323,400	320	4.8	86	4,086
Floor coverings—hard surface	4,255	309	67,995	109	4.9	25	1,334	8,398	741	232,820	171	2.6	61	2,609
Draperies, curtains, upholstery	2,222	120	39,812	4	0.2	3	121	13,726	505	210,591	194	2.9	34	1,718
China, glassware, crockery	902	100	25,377	5	0.2	4	123	3,777	198	116,260	10	0.2	13	331
Pictures, frames, lamps and shades	1,002	224	49,935	30	1.3	22	1,227	6,695	755	244,900	122	1.8	67	3,145
Pianos, musical instruments, records	528	61	16,866	4	0.2	4	241	1,938	114	74,339	15	0.2	12	515
Radios, television sets and parts	2,213	235	54,968	51	2.3	17	983	13,510	793	260,519	144	2.2	52	2,652
Major household appliances	11,901	312	72,005	241	10.8	28	1,651	54,815	1,013	305,628	530	8.0	76	3,541
Housewares (inc. electric)	1,415	181	42,494	51	2.3	16	825	7,033	540	185,030	77	1.2	46	2,147
Luggage, sporting goods, bicycles, toys	395	90	23,666	7	0.3	4	212	819	153	53,883	14	0.2	11	295
Hardware, tools, paint, glass, wallpaper	2,009	94	10,633	50	2.2	13	552	3,254	122	46,355	13	0.2	9	243
Shades, blinds, awnings, tents, flags, banners	519	149	32,132	14	0.6	13	644	1,298	267	94,031	26	0.4	23	1,089
Other sales	2,655	...	...	86	3.8	...	...	11,620	...	...	203	3.0	...	...
Stores not analyzing merchandise line sales	10,160	38	...	187	...	3	...	13,179	74	...	233	...	6	...
	UNITED STATES							NEW ENGLAND						
FLOOR COVERING STORES														
Stores analyzing merchandise line sales, total	239,285	1,206	...	13,118	100.0	353	...	14,117	72	...	1,228	100.0	37	...
Floor coverings—soft surface	125,703	992	215,523	4,735	36.1	216	8,814	6,270	63	13,409	724	59.0	26	1,070
Floor coverings—hard surface	79,357	961	190,787	6,769	51.6	279	10,377	5,115	54	11,319	445	36.2	29	743
Furniture (household)	5,045	103	33,523	180	1.4	19	856	985	8	4,343	7	0.6	1	53
Draperies, curtains, upholstery	5,244	122	32,477	129	1.0	27	1,196	635	9	4,893	8	0.6	1	21
Shades, blinds, awnings, tents, flags, banners	6,913	253	52,956	458	3.5	67	2,957	403	15	2,614	1	0.1	1	33
Other sales	17,023	...	...	847	6.4	...	...	709	...	...	43	3.5	...	...
Stores not analyzing merchandise line sales	4,231	21	...	122	...	5	...	345	3	...	...	...	...	...
	MIDDLE ATLANTIC							EAST NORTH CENTRAL						
Stores analyzing merchandise line sales, total	68,662	401	...	4,338	100.0	129	...	67,507	302	...	3,228	100.0	69	...
Floor coverings—soft surface	38,498	340	63,273	1,547	35.7	77	2,981	36,807	263	62,555	1,160	35.9	47	2,315
Floor coverings—hard surface	23,200	316	56,919	2,353	54.2	106	3,528	20,768	254	54,798	1,705	52.8	59	2,774
Furniture (household)	845	27	6,668	34	0.8	7	300	1,378	30	8,855	8	0.2	1	58
Draperies, curtains, upholstery	489	15	2,920	34	0.8	7	296	2,008	50	11,193	63	2.0	10	502
Shades, blinds, awnings, tents, flags, banners	1,068	51	9,737	183	4.2	25	1,036	1,792	66	16,850	57	1.8	13	794
Other sales	4,562	...	...	187	4.3	...	...	4,754	...	...	235	7.3	...	...
Stores not analyzing merchandise line sales	1,595	8	...	98	...	3	...	1,277	6	...	15	...	1	...
	WEST NORTH CENTRAL							SOUTH ATLANTIC						
Stores analyzing merchandise line sales, total	15,830	71	...	620	100.0	16	...	17,296	87	...	839	100.0	22	...
Floor coverings—soft surface	9,029	61	14,644	283	45.7	10	437	8,201	62	14,464	197	23.5	9	334
Floor coverings—hard surface	4,661	54	11,842	202	32.6	11	411	6,144	66	11,793	567	67.6	18	641
Furniture (household)	128	4	805	2	0.3	1	24	696	6	4,084	2	0.2	1	16
Draperies, curtains, upholstery	556	9	2,168	5	0.8	1	61	283	6	2,888	5	0.6	1	16
Shades, blinds, awnings, tents, flags, banners	348	15	3,156	46	7.4	3	158	463	19	3,252	21	2.5	4	138
Other sales	1,108	...	...	82	13.2	...	...	1,509	...	...	47	5.6	...	...
Stores not analyzing merchandise line sales	...	...	...	...	...	...	...	425	2	...	...	...	...	...
	EAST SOUTH CENTRAL							WEST SOUTH CENTRAL						
Stores analyzing merchandise line sales, total	3,587	16	...					10,716	53	...				
Floor coverings—soft surface	979	12	3,147					6,785	44	9,516				
Floor coverings—hard surface	1,404	15	3,529					2,917	38	7,617				
Furniture (household)	(1)	2	(x)	Information not shown because of high sampling variability.				(1)	2	(x)	Information not shown because of high sampling variability.			
Draperies, curtains, upholstery	265	5	1,608					200	6	1,208				
Shades, blinds, awnings, tents, flags, banners	291	9	2,578					440	8	1,600				
Other sales	648	...	...					374	...	...				
Stores not analyzing merchandise line sales	...	...	...					...	...	...				
	MOUNTAIN							PACIFIC						
Stores analyzing merchandise line sales, total	6,227	31	...					35,343	173	...	1,654	100.0	48	...
Floor coverings—soft surface	3,143	25	5,615					15,991	122	28,900	501	30.3	27	820
Floor coverings—hard surface	2,010	24	5,157					13,138	140	27,813	874	52.8	32	1,253
Furniture (household)	359	9	2,871	Information not shown because of high sampling variability.				520	15	4,863	39	2.4	2	144
Draperies, curtains, upholstery	123	3	765					685	19	4,834	5	0.3	3	151
Shades, blinds, awnings, tents, flags, banners	176	4	863					1,932	66	12,306	112	6.8	14	493
Other sales	416	...	...					3,077	...	...	123	7.4	...	...
Stores not analyzing merchandise line sales	...	...	...					589	2	...	9	...	1	...

See footnotes at end of table.

Table 20C.—MERCHANDISE LINE SALES OF LARGE STORES AND MULTIUNITS, AND SMALL STORE SAMPLE—FURNITURE, FURNISHINGS, APPLIANCE GROUP—KIND OF BUSINESS, BY GEOGRAPHIC DIVISION*: 1948—Continued

[See text for explanatory material and description of sample data included]

Kind of business and merchandise line	Large stores and multiunits			Sample of small single unit stores				Large stores and multiunits			Sample of small single unit stores			
	Merchandise line sales (Thousand dollars) (1)	Stores reporting merchandise line: Number (2)	Stores reporting merchandise line: Total sales (Thousand dollars) (3)	Merchandise line sales: Amount (Thousand dollars) (4)	Merchandise line sales: Percent distribution (5)	Stores reporting merchandise line: Number (6)	Stores reporting merchandise line: Total sales (Thousand dollars) (7)	Merchandise line sales (Thousand dollars) (1)	Stores reporting merchandise line: Number (2)	Stores reporting merchandise line: Total sales (Thousand dollars) (3)	Merchandise line sales: Amount (Thousand dollars) (4)	Merchandise line sales: Percent distribution (5)	Stores reporting merchandise line: Number (6)	Stores reporting merchandise line: Total sales (Thousand dollars) (7)
DRAPERY, CURTAIN, UPHOLSTERY STORES	UNITED STATES							NEW ENGLAND						
Stores analyzing merchandise line sales, total	63,446	532	...	4,551	100.0	22[illegible]	...	5,942	52	...				
Draperies, curtains, upholstery	49,100	532	65,4[illegible]	3,350	81.8	220	6,591	4,710	52	5,942				
Furniture, household	4,643	114	20,115	276	4.2	43	1,449	72	5	646				
Floor coverings - soft surface	1,981	107	17,584	94	1.4	27	1,[illegible]18	276	10	1,513	Information not shown because of high sampling variability.			
Floor coverings - hard surface	892	52	7,14[illegible]	49	.7	12	428	34	4	416				
Pictures, frames, lamps and shades	1,181	53	18,877	62	1.[illegible]	25	916	63	6	929				
Shades, blinds, awnings, tents, flags, banners	966	113	8,34[illegible]	168	2.6	20	7777	222	13	1,637				
Other sales	6,698	...	...	546	8.3	...	...	565	...	...				
Stores not analyzing merchandise line sales	1,538	11	...	362	...	14	...	344	3	...				
	MIDDLE ATLANTIC							EAST NORTH CENTRAL						
Stores analyzing merchandise line sales, total	23,864	175	...	2,041	100.0	72	...	15,176	129	...	1,277	100.0	40	...
Draperies, curtains, upholstery	19,483	175	23,864	1,823	89.3	72	2,041	12,066	129	15,176	995	77.9	40	1,277
Furniture, household	1,914	42	7,747	114	5.6	11	419	801	25	4,377	65	5.1	13	482
Floor coverings - soft surface	523	25	4,3[illegible]8	1	(2)	1	20	320	24	3,845	23	1.8	11	362
Floor coverings - hard surface	414	12	2,18[illegible]	...	...	...	...	122	10	1,415	13	1.0	6	171
Pictures, frames, lamps and shades	467	39	7,179	6	.3	4	127	213	24	3,712	22	1.7	9	327
Shades, blinds, awnings, tents, flags, banners	297	9	1,966	6	0.3	2	35	87	9	865	56	4.4	7	214
Other sales	2,454	...	...	91	4.5	...	...	1,567	...	...	103	8.1	...	...
Stores not analyzing merchandise line sales	733	3	...	157	...	5	...	174	1	...	...	...	...	...
	WEST NORTH CENTRAL							SOUTH ATLANTIC						
Stores analyzing merchandise line sales, total	3,220	13	...					5,742	45	...				
Draperies, curtains, upholstery	1,913	13	3,220					3,743	45	5,742				
Furniture, household	774	7	2,373					404	11	1,966				
Floor coverings - soft surface	248	5	2,[illegible]6					289	16	2,493				
Floor coverings - hard surface	(1)	1	(x)	Information not shown because of high sampling variability.				99	9	1,051	Information not shown because of high sampling variability.			
Pictures, frames, lamps and shades	13	3	931					107	16	2,511				
Shades, blinds, awnings, tents, flags, banners	(1)	1	(x)					259	10	1,526				
Other sales	192	...	...					841	...	...				
Stores not analyzing merchandise line sales	5	1	...					...	...	...				
	EAST SOUTH CENTRAL							WEST SOUTH CENTRAL						
Stores analyzing merchandise line sales, total	1,323	10	...					2,156	20	...				
Draperies, curtains, upholstery	899	10	1,313					1,173	20	2,156				
Furniture, household	(1)	1	(x)					(1)	2	(x)				
Floor coverings - soft surface	34	4	535	Information not shown because of high sampling variability.				129	13	965	Information not shown because of high sampling variability.			
Floor coverings - hard surface	9	3	255					69	9	865				
Pictures, frames, lamps and shades	160	4	698					75	9	1,062				
Shades, blinds, awnings, tents, flags, banners	...	...	...					76	4	423				
Other sales	210	...	...					634	...	...				
Stores not analyzing merchandise line sales	...	...	...					...	...	...				
	PACIFIC													
Stores analyzing merchandise line sales, total	7,48[illegible]	84	...											
Draperies, curtains, upholstery	6,35[illegible]	84	7,482											
Furniture, household	395	18	1,8[illegible]1											
Floor coverings - soft surface	1[illegible]5	1[illegible]	1,358	Information not shown because of high sampling variability.										
Floor coverings - hard surface	70	3	437											
Pictures, frames, lamps and shades	30	[illegible]	1,434											
Shades, blinds, awnings, tents, flags, banners	6[illegible]	8	1,[illegible]47											
Other sales	486	...	...											
Stores not analyzing merchandise line sales	162	1	...											
CHINA, GLASSWARE, METALWARE STORES	UNITED STATES							NEW ENGLAND						
Stores analyzing merchandise line sales, total	[illegible]7,5[illegible]7	[illegible]0[illegible]	...	3,510	100.0	111	...	3,134	18	...				
China, glassware, crockery	[illegible],3[illegible]6	[illegible]3	44,8[illegible]3	1,730	69.2	101	4,361	1,312	12	1,681				
Pictures, frames, lamps and shades	1,[illegible]1	[illegible]8	17,[illegible]7	104	4.1	17	545	55	4	607				
Housewares (inc. electric)	46,[illegible]24	15[illegible]	56,[illegible]61	368	14.7	33	788	1,487	6	1,596				
Other sales	12,[illegible]87	...	...	312	12.[illegible]	...	...	280	...	...	Information not shown because of high sampling variability.			
Stores not analyzing merchandise line sales	359	6	...	103	...	9	...	109	1	...				
	MIDDLE ATLANTIC							EAST NORTH CENTRAL						
Stores analyzing merchandise line sales, total	[illegible]4,[illegible]8	[illegible]4	...	1,[illegible]14	100.[illegible]	45	...	14,83[illegible]	57	...	4[illegible]4	100.[illegible]	28	...
China, glassware, crockery	[illegible],4[illegible]6	[illegible]3	14,[illegible]13	6[illegible]4	59.6	38	895	4,448	44	7,786	340	84.2	27	396
Pictures, frames, lamps and shades	[illegible]69	21	[illegible],[illegible]27	4	3.9	5	135	396	16	2,796	23	5.7	5	112
Housewares (inc. electric)	1,[illegible]83	[illegible]3	14,[illegible]38	[illegible]3[illegible]	33.3	22	430	8,571	33	10,576	24	5.9	5	81
Other sales	3,[illegible]76	...	...	134	13.2	...	...	1,422	...	...	17	4.2	...	...
Stores not analyzing merchandise line sales	...	...	...	45	...	1	...	...	...	...	99	...	5	...
	[illegible]ST NORTH CENTRAL							SOUTH ATLANTIC						
Stores analyzing merchandise line sales, total	[illegible],[illegible]11	[illegible]1	...	[illegible]6	1[illegible].[illegible]	[illegible]	...	[illegible],134	[illegible]4	...	61	100.[illegible]	7	...
China, glassware, crockery	1,[illegible]4[illegible]	1[illegible]	[illegible],[illegible]4[illegible]	[illegible]6	1[illegible].[illegible]	[illegible]	[illegible]6	1,[illegible]43	[illegible]4	4,[illegible]12	34	55.7	6	44
Pictures, frames, lamps and shades	[illegible]1	[illegible]	[illegible],[illegible]42	...	...	...	...	[illegible]95	[illegible]	[illegible],[illegible]05	...	...	...	...
Housewares (inc. electric)	[illegible],[illegible]23	[illegible]	[illegible],[illegible]58	...	...	...	...	[illegible],[illegible]30	12	[illegible],[illegible]99	...	...	...	...
Other sales	[illegible]41	[illegible]	...	...	...	...	...	1,[illegible]3[illegible]	...	...	27	[illegible].3	...	...
Stores not analyzing merchandise line sales	[illegible]2	[illegible]	...	[illegible]	...	...	...	113	1	...	...	...	...	...

[illegible]

Table 20C.—MERCHANDISE LINE SALES OF LARGE STORES AND MULTIUNITS, AND SMALL STORE SAMPLE—FURNITURE, FURNISHINGS, APPLIANCE GROUP—KIND OF BUSINESS, BY GEOGRAPHIC DIVISION* 1948—Continued

[See text for explanatory material and description of sample data included]

Kind of business and merchandise line	Large stores and multiunits			Sample of small single unit stores				Large stores and multiunits			Sample of small single unit stores			
	Merchandise line sales	Stores reporting merchandise line		Merchandise line sales		Stores reporting merchandise line		Merchandise line sales	Stores reporting merchandise line		Merchandise line sales		Stores reporting merchandise line	
		Number	Total sales	Amount	Percent distribution	Number	Total sales		Number	Total sales	Amount	Percent distribution	Number	Total sales
	(Thousand dollars) (1)	(2)	(Thousand dollars) (3)	(Thousand dollars) (4)	(5)	(6)	(7)	(Thousand dollars) (1)	(2)	(Thousand dollars) (3)	(Thousand dollars) (4)	(5)	(6)	(Thousand dollars) (7)
CHINA, GLASSWARE, METALWARE STORES	WEST SOUTH CENTRAL							PACIFIC						
Stores analyzing merchandise line sales, total	4,595	13	...					24,193	51	...	323	100.0	12	...
China, glassware, crockery	259	5	639					7,094	37	12,369	250	77.4	12	323
Pictures, frames, lamps and shades	(1)	1	(x)	Information not shown because of high sampling variability.				341	3	2,300	13	4.0	3	121
Housewares (inc. electric)	4,049	10	4,419					12,117	23	12,959	51	15.8	3	157
Other sales	287	...	...					4,641	...	...	9	2.8	...	...
Stores not analyzing merchandise line sales	33	1	...					246	1	...	...	...	...	...
ANTIQUE STORES	UNITED STATES							NEW ENGLAND						
Stores analyzing merchandise line sales, total	10,212	134	...	3,207	100.0	435	...	293	23	...				
Furniture (antique)	5,141	86	7,959	1,152	35.1	246	1,992	220	12	245				
Draperies, curtains, upholstery	205	7	889	97	3.0	18	383	...	...	...	Information not shown because of high sampling variability.			
China, glassware, crockery (antique)	1,003	67	4,930	989	30.8	240	1,846	23	11	56				
Pictures, frames, lamps and shades	555	49	3,982	231	7.2	134	1,329	3	5	31				
Other sales	3,308	...	...	818	24.7	...	...	47	...	...				
Stores not analyzing merchandise line sales	1,627	19	...	572	...	45	...	1	1	...				
	MIDDLE ATLANTIC							EAST NORTH CENTRAL						
Stores analyzing merchandise line sales, total	5,547	47	...	1,207	100.0	138	...	668	10	...				
Furniture (antique)	2,874	26	3,926	338	33.6	84	605	417	8	650				
Draperies, curtains, upholstery	161	3	463	3	0.3	3	21	...	1	(x)	Information not shown because of high sampling variability.			
China, glassware, crockery (antique)	428	24	1,921	336	33.4	82	628	32	4	259				
Pictures, frames, lamps and shades	306	18	1,571	85	8.4	45	440	67	6	385				
Other sales	1,778	...	...	245	24.3	...	...	152	...	...				
Stores not analyzing merchandise line sales	1,536	10	...	303	...	20	...	7	2	...				
	SOUTH ATLANTIC							WEST SOUTH CENTRAL						
Stores analyzing merchandise line sales, total	1,094	15	...					1,384	14	...				
Furniture (antique)	486	9	934					647	13	1,159				
Draperies, curtains, upholstery	...	...	...	Information not shown because of high sampling variability.				...	...	...	Information not shown because of high sampling variability.			
China, glassware, crockery (antique)	136	11	868					158	9	936				
Pictures, frames, lamps and shades	37	7	435					18	6	717				
Other sales	435	...	...					568	...	...				
Stores not analyzing merchandise line sales	39	3	...					36	2	...				
	PACIFIC													
Stores analyzing merchandise line sales, total	885	16	...											
Furniture (antique)	336	11	718											
Draperies, curtains, upholstery	(1)	2	(x)	Information not shown because of high sampling variability.										
China, glassware, crockery (antique)	176	6	713											
Pictures, frames, lamps and shades	97	6	723											
Other sales	276	...	...											
Stores not analyzing merchandise line sales	8	1	...											
HOUSEHOLD APPLIANCE STORES	UNITED STATES							NEW ENGLAND						
Stores analyzing merchandise line sales, total	1,463,006	10,965	...	65,480	100.0	1,798	...	98,916	696	...	3,438	100.0	92	...
Major household appliances	1,300,029	10,659	1,424,377	41,246	63.0	1,658	62,407	70,158	673	95,946	2,127	61.9	83	3,203
Radios, television sets and parts	113,728	4,309	724,891	4,708	7.2	857	34,134	5,823	210	36,891	290	8.4	47	1,842
Pianos, musical instruments, phonographs	7,946	563	99,496	257	0.4	85	3,511	449	29	5,662	5	0.2	4	157
Phonograph records	12,974	1,046	186,964	538	0.8	193	8,373	579	37	7,982	21	0.6	7	281
Housewares (inc. electric)	120,068	6,064	885,680	7,501	11.4	1,081	40,763	9,070	395	60,937	426	12.4	55	2,165
Cameras, photo equipment and supplies	4,956	190	44,753	116	0.2	44	1,644	196	12	2,173	...	...	1	5
Service and repair department	74,615	5,966	808,326	5,086	7.8	983	36,266	5,124	432	58,986	331	9.6	43	1,938
Other sales	128,690	...	...	6,028	9.2	...	...	7,517	...	...	238	6.9	...	...
Stores not analyzing merchandise line sales	33,235	254	...	1,700	...	50	...	1,455	15	...	167	...	5	...
	MIDDLE ATLANTIC							EAST NORTH CENTRAL						
Stores analyzing merchandise line sales, total	329,628	1,987	...	11,953	100.0	344	...	297,288	2,181	...	14,325	100.0	412	...
Major household appliances	213,606	1,904	314,949	6,984	58.4	291	10,903	205,523	2,135	291,747	9,326	65.1	393	13,881
Radios, television sets and parts	41,663	933	185,586	1,061	8.9	159	6,574	24,785	960	158,300	1,204	8.4	217	8,211
Pianos, musical instruments, phonographs	1,176	101	18,649	60	0.5	12	529	1,771	118	23,067	34	0.2	19	642
Phonograph records	2,243	199	40,066	91	0.8	24	1,037	3,363	235	42,765	133	0.9	57	2,203
Housewares (inc. electric)	31,514	1,084	208,699	1,934	16.2	217	7,985	25,248	1,243	185,519	1,336	9.3	252	8,774
Cameras, photo equipment and supplies	2,254	59	19,131	10	0.1	5	135	709	31	7,121	43	0.3	17	695
Service and repair department	12,853	833	150,426	889	7.4	163	5,799	14,433	1,278	162,256	1,094	7.7	248	8,637
Other sales	24,322	...	...	924	7.7	...	...	21,456	...	...	1,155	8.1	...	...
Stores not analyzing merchandise line sales	6,456	42	...	267	...	7	...	5,849	44	...	467	...	14	...
	WEST NORTH CENTRAL							SOUTH ATLANTIC						
Stores analyzing merchandise line sales, total	143,145	1,426	...	9,903	100.0	270	...	163,741	1,316	...	7,124	100.0	175	...
Major household appliances	97,916	1,400	141,124	5,359	58.2	250	8,710	115,096	1,294	161,370	4,762	66.9	158	6,738
Radios, television sets and parts	7,335	447	64,976	558	6.1	129	4,862	8,882	478	72,447	474	6.7	80	3,544
Pianos, musical instruments, phonographs	359	41	5,757	58	0.6	15	704	1,018	67	11,453	32	0.4	12	496
Phonograph records	926	92	12,047	62	0.7	28	1,220	1,011	110	18,329	52	0.7	21	979
Housewares (inc. electric)	11,508	770	89,392	1,159	12.6	176	6,149	11,740	751	99,837	708	9.9	98	4,118
Cameras, photo equipment and supplies	362	22	3,839	25	0.3	11	439	370	16	3,741	32	0.5	4	230
Service and repair department	9,006	790	89,138	737	8.0	161	5,777	9,429	758	93,686	477	6.7	92	3,399
Other sales	15,733	...	...	1,245	13.5	...	...	16,195	...	...	587	8.2	...	...
Stores not analyzing merchandise line sales	2,490	30	...	155	...	7	...	3,395	26	...	203	...	5	...

See footnotes at end of table.

Table 20C.—MERCHANDISE LINE SALES OF LARGE STORES AND MULTIUNITS, AND SMALL STORE SAMPLE—FURNITURE, FURNISHINGS, APPLIANCE GROUP—KIND OF BUSINESS, BY GEOGRAPHIC DIVISION*:1948—Continued

[See text for explanatory material and description of sample data included]

Kind of business and merchandise line	Large stores and multiunits			Sample of small single unit stores				Large stores and multiunits			Sample of small single unit stores			
	Merchandise line sales	Stores reporting merchandise line		Merchandise line sales		Stores reporting merchandise line		Merchandise line sales	Stores reporting merchandise line		Merchandise line sales		Stores reporting merchandise line	
	(Thousand dollars)	Number	Total sales (Thousand dollars)	Amount (Thousand dollars)	Percent distribution	Number	Total sales (Thousand dollars)	(Thousand dollars)	Number	Total sales (Thousand dollars)	Amount (Thousand dollars)	Percent distribution	Number	Total sales (Thousand dollars)
	(1)	(2)	(3)	(4)	(5)	(6)	(7)	(1)	(2)	(3)	(4)	(5)	(6)	(7)
	EAST SOUTH CENTRAL							WEST SOUTH CENTRAL						
HOUSEHOLD APPLIANCE STORES														
Stores analyzing merchandise line sales, total	67,648	648	...	3,654	100.0	98	...	129,618	1,025	...	6,031	100.0	165	...
Major household appliances	57,648	636	66,141	2,630	72.0	97	3,651	93,471	996	125,763	3,944	65.3	161	5,926
Radios, television sets and parts	2,473	206	26,059	247	6.7	46	1,859	4,679	325	55,525	298	4.9	77	2,884
Pianos, musical instruments, phonographs	369	23	4,102	7	0.2	7	270	822	67	10,974	24	.4	9	375
Phonograph records	334	44	5,967	35	1.0	11	518	1,974	106	18,536	52	0.9	20	882
Housewares (inc. electric)	3,775	366	35,386	222	6.1	53	2,067	7,566	481	58,541	592	9.8	92	3,671
Cameras, photo equipment and supplies	241	10	1,733	2	0.1	1	18	414	12	2,214	...	...	2	58
Service and repair department	3,246	277	32,896	232	6.3	50	1,977	6,584	594	78,915	355	5.9	70	2,495
Other sales	9,025	...	...	279	7.6	...	...	14,178	...	...	770	12.8	...	...
Stores not analyzing merchandise line sales	2,939	19	...	44	...	1	...	1,907	20	...	234	...	7	...
	MOUNTAIN							PACIFIC						
Stores analyzing merchandise line sales, total	58,201	492	...	2,866	100.0	70	...	175,421	1,194	...	6,886	100.0	172	...
Major household appliances	39,088	482	56,783	1,657	57.8	68	2,730	117,595	1,159	170,554	4,461	64.8	158	6,665
Radios, television sets and parts	2,854	184	28,043	144	5.0	31	1,434	15,234	566	97,064	432	6.3	71	2,924
Pianos, musical instruments, phonographs	871	36	6,936	4	0.2	1	59	1,172	81	12,896	33	0.5	6	279
Phonograph records	749	71	12,154	17	0.6	8	380	1,795	152	29,118	75	1.1	17	873
Housewares (inc. electric)	4,468	299	36,763	389	13.6	44	1,897	15,179	675	110,606	735	10.7	94	3,937
Cameras, photo equipment and supplies	118	4	502	1	(z)	1	19	292	24	4,299	3	...	2	45
Service and repair department	4,320	274	37,919	267	9.3	41	1,711	9,623	730	104,104	704	10.2	115	4,535
Other sales	5,733	...	...	387	13.5	...	...	14,531	...	...	443	6.4	...	...
Stores not analyzing merchandise line sales	1,991	20	...	...	...	...	...	6,754	38	...	163	...	4	...
	UNITED STATES							NEW ENGLAND						
RADIO STORES														
Stores analyzing merchandise line sales, total	246,382	1,216	...	14,609	100.0	583	...	11,169	88	...	926	100.0	46	...
Radios, television sets and parts	156,435	1,216	246,382	9,120	62.4	583	14,609	7,888	88	11,169	562	60.7	46	926
Pianos, musical instruments, phonographs	5,643	224	22,668	278	1.9	65	2,376	114	8	1,119	27	2.9	7	220
Phonograph records	11,300	470	95,219	876	6.0	131	4,556	519	29	3,930	104	11.2	12	329
Major household appliances	35,595	657	169,401	1,324	9.1	158	5,423	1,334	44	6,543	32	3.4	12	227
Housewares (inc. electric)	9,226	489	121,148	452	3.1	168	5,187	167	23	3,180	8	0.9	7	104
Service and repair department	8,377	691	108,944	1,881	12.9	434	9,748	740	54	6,114	161	17.4	36	643
Other sales	19,306	...	...	678	4.6	...	...	407	...	...	32	3.5	...	...
Stores not analyzing merchandise line sales	1,844	21	...	348	...	15	...	...	...	...	120	...	4	...
	MIDDLE ATLANTIC							EAST NORTH CENTRAL						
Stores analyzing merchandise line sales, total	148,216	578	...	4,709	100.0	142	...	38,509	205	...	3,199	100.0	137	...
Radios, television sets and parts	93,554	578	148,216	3,119	66.3	142	4,709	25,156	205	38,509	1,937	60.6	137	3,199
Pianos, musical instruments, phonographs	2,137	99	27,775	96	2.0	21	893	1,748	47	10,502	51	1.6	11	411
Phonograph records	5,365	200	60,199	302	6.4	39	1,764	2,473	88	15,872	202	6.3	30	1,013
Major household appliances	23,306	374	111,491	379	8.0	46	1,694	4,462	57	17,475	346	10.8	29	1,403
Housewares (inc. electric)	6,782	273	84,287	157	3.3	51	1,991	684	68	9,740	99	3.1	44	1,258
Service and repair department	4,638	301	60,643	484	10.3	93	2,673	1,446	120	15,729	429	13.4	111	2,454
Other sales	13,434	...	...	172	3.7	...	...	2,540	...	...	135	4.2	...	...
Stores not analyzing merchandise line sales	752	10	...	7	...	1	...	449	5	...	100	...	2	...
	WEST NORTH CENTRAL							SOUTH ATLANTIC						
Stores analyzing merchandise line sales, total	2,716	32	...					18,306	79	...	964	100.0	40	...
Radios, television sets and parts	1,722	32	2,716					11,800	79	18,306	563	58.4	40	964
Pianos, musical instruments, phonographs	158	6	654					280	15	2,251	14	1.4	4	100
Phonograph records	252	13	1,393	Information not shown because of high sampling variability.				608	45	10,185	45	4.7	14	336
Major household appliances	314	13	1,219					2,605	55	15,075	96	10.	14	338
Housewares (inc. electric)	53	8	670					1,522	35	12,337	29	3.0	15	330
Service and repair department	192	21	1,623					420	36	5,714	167	17.3	28	598
Other sales	31	...	...					1,071	...	...	50	5.2	...	...
Stores not analyzing merchandise line sales	251	3	...					60	1	...	98	...	5	...
	EAST SOUTH CENTRAL							WEST SOUTH CENTRAL						
Stores analyzing merchandise line sales, total	1,559	17	...					1,859	23	...				
Radios, television sets and parts	901	17	1,559					1,001	23	1,859				
Pianos, musical instruments, phonographs	148	8	1,031					83	5	657				
Phonograph records	117	8	799	Information not shown because of high sampling variability.				186	10	992	Information not shown because of high sampling variability.			
Major household appliances	92	6	564					189	13	1,294				
Housewares (inc. electric)	80	6	728					80	11	1,046				
Service and repair department	51	8	619					135	17	1,644				
Other sales	170	...	...					185	...	...				
Stores not analyzing merchandise line sales	...	...	...					...	...	...				
	MOUNTAIN							PACIFIC						
Stores analyzing merchandise line sales, total	3,028	14	...					21,420	175	...	2,210	100.0	102	...
Radios, television sets and parts	1,447	19	3,028					13,261	175	21,420	1,583	71.6	102	2,210
Pianos, musical instruments, phonographs	84	4	430					891	32	6,124	55	2.5	11	416
Phonograph records	180	9	1,851	Information not shown because of high sampling variability.				1,600	68	10,073	115	5.2	15	467
Major household appliances	603	13	2,730					2,700	82	12,941	69	3.1	14	424
Housewares (inc. electric)	143	10	1,756					349	55	7,410	51	2.3	20	546
Service and repair department	66	14	1,908					1,191	121	14,950	272	12.3	76	1,502
Other sales	480	...	...					982	...	...	65	3.0	...	...
Stores not analyzing merchandise line sales	...	...	...					332	2	...	12	...	2	...

* [illegible] ... Information not shown because of insufficient number of establishments reporting sales by merchandise line.
** [illegible] ... Less than .05 percent. ... Combined with "Other sales."

Table 20D.—MERCHANDISE LINE SALES OF LARGE STORES AND MULTIUNITS—FURNITURE, FURNISHINGS, APPLIANCE GROUP—KIND OF BUSINESS, BY STATE: 1948

[See text for explanatory material]

Kind of business and merchandise line	Merchandise line sales (Thousand dollars)	Stores reporting merchandise line: Number	Stores reporting merchandise line: Total sales (Thousand dollars)	Merchandise line sales (Thousand dollars)	Stores reporting merchandise line: Number	Stores reporting merchandise line: Total sales (Thousand dollars)	Merchandise line sales (Thousand dollars)	Stores reporting merchandise line: Number	Stores reporting merchandise line: Total sales (Thousand dollars)	Merchandise line sales (Thousand dollars)	Stores reporting merchandise line: Number	Stores reporting merchandise line: Total sales (Thousand dollars)	Merchandise line sales (Thousand dollars)	Stores reporting merchandise line: Number	Stores reporting merchandise line: Total sales (Thousand dollars)
FURNITURE STORES	ALABAMA			ARIZONA			ARKANSAS			CALIFORNIA			COLORADO		
Large stores and multiunits—															
Analyzing merchandise line sales, total	40,575	248	...	15,197	55	...	20,983	160	...	294,537	1,088	...	22,217	106	...
Furniture (household)	22,663	248	40,575	7,090	55	15,197	9,701	160	20,983	140,896	1,088	294,537	11,557	106	22,217
Mattresses, springs, other sleep equipment	3,628	182	32,477	830	34	8,760	1,900	129	17,143	24,039	772	232,035	1,629	75	17,611
Office furniture	23	9	1,504	24	8	1,660	32	17	1,973	611	61	12,729	171	12	2,366
Floor coverings—soft surface	1,638	161	32,125	1,552	37	12,089	883	117	16,735	32,268	809	254,098	2,432	89	20,438
Floor coverings—hard surface	1,348	172	31,498	544	29	8,916	1,008	116	16,100	5,703	517	175,381	1,211	77	18,238
Draperies, curtains, upholstery	443	33	9,832	627	19	8,976	253	29	4,951	12,086	398	175,227	375	18	7,137
China, glassware, crockery	141	64	11,394	250	14	5,421	208	49	7,440	3,179	137	97,484	78	20	6,556
Pictures, frames, lamps and shades	531	133	25,282	178	21	7,982	316	98	13,284	5,567	579	198,044	214	51	12,269
Pianos, musical instruments, records	303	20	3,548	79	10	3,857	130	28	3,166	1,789	85	68,698	54	10	1,939
Radios, television sets and parts	1,762	176	31,158	384	26	8,208	965	114	16,364	11,234	594	206,187	396	58	14,125
Major household appliances	5,336	175	33,178	2,632	37	12,199	3,284	135	17,863	40,536	758	241,157	2,660	77	18,133
Housewares (inc. electric)	510	113	20,310	265	25	7,787	322	72	9,290	5,250	378	143,607	289	45	11,667
Luggage, sporting goods, bicycles, toys	292	61	12,889	96	10	4,217	159	44	7,064	515	82	35,586	66	20	6,226
Hardware, tools, paint, glass, wallpaper	291	24	3,008	127	10	3,780	1,080	46	6,583	1,366	76	35,035	253	17	2,338
Shades, blinds, awnings, tents, flags, banners	340	95	15,879	37	12	2,673	164	70	9,154	1,060	176	75,717	91	38	10,220
Other sales	1,326	...	...	482	...	...	578	...	...	8,438	...	...	741	...	...
Not analyzing merchandise line sales	3,423	24	...	4,433	13	...	533	5	...	8,017	53	...	3,354	14	...
Small single unit stores	14,827	381	...	3,027	74	...	9,959	281	...	51,234	1,410	...	5,764	142	...
	CONNECTICUT			DELAWARE			DISTRICT OF COLUMBIA			FLORIDA			GEORGIA		
Large stores and multiunits—															
Analyzing merchandise line sales, total	37,981	153	...	8,232	25	...	19,773	38	...	43,722	254	...	47,386	305	...
Furniture (household)	21,883	153	37,981	4,646	25	8,232	11,911	38	19,773	27,074	254	43,722	25,254	305	47,386
Mattresses, springs, other sleep equipment	3,222	98	26,802	468	16	5,401	2,365	34	19,186	5,422	195	33,682	5,159	250	39,967
Office furniture	50	6	1,542	(1)	3	(x)	22	5	626	190	16	2,857	244	26	4,418
Floor coverings—soft surface	2,603	104	28,542	874	17	6,233	1,496	30	18,367	1,978	182	33,679	2,525	237	40,840
Floor coverings—hard surface	918	73	19,364	103	10	2,643	67	13	5,425	1,036	130	23,590	1,588	223	37,076
Draperies, curtains, upholstery	557	28	8,771	222	11	4,536	446	18	14,323	931	59	14,658	740	60	15,975
China, glassware, crockery	246	16	3,714	34	5	1,088	53	12	6,613	270	43	11,097	171	68	13,455
Pictures, frames, lamps and shades	518	60	17,364	67	8	3,713	512	30	18,179	747	130	24,035	624	188	33,135
Pianos, musical instruments, records	145	18	5,225	(1)	1	(x)	(1)	3	(x)	211	21	3,479	271	59	9,318
Radios, television sets and parts	1,203	67	21,484	427	12	4,016	573	23	16,058	820	98	18,164	2,442	232	39,099
Major household appliances	4,498	94	27,546	656	12	3,595	842	24	15,196	2,574	128	22,657	5,913	240	39,687
Housewares (inc. electric)	600	40	11,888	96	7	2,283	329	14	10,517	392	69	13,192	672	138	22,346
Luggage, sporting goods, bicycles, toys	255	20	4,198	(1)	2	(x)	(1)	2	(x)	234	54	11,760	237	79	15,509
Hardware, tools, paint, glass, wallpaper	132	8	2,823	(1)	1	(x)	(1)	1	(x)	161	9	1,134	119	16	2,160
Shades, blinds, awnings, tents, flags, banners	102	22	4,969	53	5	970	(1)	2	(x)	462	78	12,841	403	143	24,425
Other sales	1,049	...	...	586	...	...	1,157	...	...	1,220	...	...	1,024	...	...
Not analyzing merchandise line sales	3,019	10	...	183	2	...	138	1	...	4,290	22	...	1,632	13	...
Small single unit stores	7,532	197	...	1,239	26	...	1,649	39	...	15,975	410	...	18,174	482	...
	IDAHO			ILLINOIS			INDIANA			IOWA			KANSAS		
Large stores and multiunits—															
Analyzing merchandise line sales, total	10,376	60	...	152,558	629	...	79,916	372	...	40,299	212	...	27,413	154	...
Furniture (household)	4,762	60	10,376	82,096	629	152,558	38,373	372	79,916	18,060	212	40,299	14,281	154	27,413
Mattresses, springs, other sleep equipment	869	44	7,938	14,763	476	122,988	6,799	272	62,603	3,385	158	34,228	1,752	104	18,557
Office furniture	42	9	1,836	600	40	5,010	45	18	2,610	205	20	7,780	112	21	3,587
Floor coverings—soft surface	1,315	52	8,986	13,645	451	124,706	7,788	282	65,745	4,457	172	36,889	2,554	124	22,713
Floor coverings—hard surface	516	47	7,606	3,079	319	80,565	2,870	251	57,874	2,033	154	33,737	967	105	19,524
Draperies, curtains, upholstery	174	16	3,566	3,349	135	50,660	1,549	59	21,343	1,019	49	21,155	398	34	7,200
China, glassware, crockery	69	9	1,982	843	85	34,713	258	46	10,751	265	25	14,021	148	25	4,940
Pictures, frames, lamps and shades	97	36	6,247	3,059	357	101,021	1,714	200	49,294	505	115	23,969	443	86	16,273
Pianos, musical instruments, records	117	9	1,832	331	51	14,215	928	42	9,100	267	18	11,193	284	23	4,551
Radios, television sets and parts	265	33	6,160	5,889	332	97,565	3,372	230	57,452	1,215	110	28,056	798	66	15,295
Major household appliances	1,394	47	8,245	15,799	396	110,368	12,399	293	70,022	4,666	145	33,732	3,402	101	20,434
Housewares (inc. electric)	190	21	4,157	2,436	205	56,872	1,223	144	36,633	884	81	22,933	457	56	10,352
Luggage, sporting goods, bicycles, toys	51	15	2,844	619	74	26,748	223	46	12,553	136	23	9,546	64	19	2,852
Hardware, tools, paint, glass, wallpaper	331	14	2,369	952	57	12,301	403	30	4,610	251	20	2,648	521	29	4,561
Shades, blinds, awnings, tents, flags, banners	57	23	3,519	632	89	18,257	151	65	12,921	224	78	15,605	149	46	6,585
Other sales	127	...	...	4,466	...	...	1,821	...	...	2,727	...	...	1,083	...	...
Not analyzing merchandise line sales	427	3	...	5,985	28	...	2,703	14	...	5,064	25	...	244	3	...
Small single unit stores	2,951	60	...	28,810	723	...	17,258	414	...	14,418	342	...	12,583	329	...
	KENTUCKY			LOUISIANA			MAINE			MARYLAND			MASSACHUSETTS		
Large stores and multiunits—															
Analyzing merchandise line sales, total	32,265	154	...	45,610	240	...	9,821	56	...	38,322	145	...	80,268	385	...
Furniture (household)	15,431	154	32,265	23,998	240	45,610	5,034	56	9,821	19,973	145	38,322	42,575	385	80,268
Mattresses, springs, other sleep equipment	2,821	124	27,675	4,421	201	37,304	1,001	42	7,241	3,477	104	32,081	8,404	302	66,103
Office furniture	55	14	2,532	167	23	3,649	(1)	2	(x)	25	5	1,394	328	21	10,503
Floor coverings—soft surface	1,957	127	28,797	1,816	150	35,458	543	39	7,531	1,752	104	30,696	5,394	302	67,457
Floor coverings—hard surface	911	115	23,284	1,052	146	30,054	522	45	7,760	1,013	88	25,769	2,934	267	59,662
Draperies, curtains, upholstery	511	34	9,263	580	48	12,658	83	14	2,886	948	46	17,340	1,306	55	22,053
China, glassware, crockery	154	36	6,636	269	49	11,835	81	12	2,121	145	24	8,011	890	48	18,752
Pictures, frames, lamps and shades	507	99	22,880	498	114	24,353	150	32	5,484	408	71	22,401	1,154	179	43,102
Pianos, musical instruments, records	156	27	3,877	207	19	3,545	24	8	1,604	156	13	4,627	590	20	11,830
Radios, television sets and parts	1,223	104	23,849	2,364	178	36,228	310	36	6,344	2,418	92	28,900	2,871	215	49,100
Major household appliances	5,300	127	28,581	6,737	171	33,405	1,182	42	7,631	4,543	99	29,705	8,636	259	60,149
Housewares (inc electric)	727	82	18,341	1,133	113	24,064	214	25	4,235	610	58	19,833	1,209	123	33,075
Luggage, sporting goods, bicycles, toys	144	40	9,798	282	59	11,765	16	5	962	125	20	6,983	469	48	16,885
Hardware, tools, paint, glass, wallpaper	903	34	5,927	694	33	4,841	75	6	698	122	7	1,822	368	13	4,753
Shades, blinds, awnings, tents, flags, banners	172	53	9,998	534	105	21,640	58	14	2,203	172	28	6,236	217	65	11,948
Other sales	1,293	...	...	858	...	...	528	...	...	2,435	...	...	2,929	...	...
Not analyzing merchandise line sales	2,818	12	...	1,411	11	...	953	5	...	633	5	...	2,436	14	...
Small single unit stores	13,901	353	...	9,776	243	...	3,648	88	...	5,287	134	...	20,091	505	...

See footnotes at end of table.

Table 20D.—MERCHANDISE LINE SALES OF LARGE STORES AND MULTIUNITS—FURNITURE, FURNISHINGS, APPLIANCE GROUP—KIND OF BUSINESS, BY STATE: 1948—Continued

[See text for explanatory material]

Columns for each state: Merchandise line sales (Thousand dollars); Stores reporting merchandise line: Number; Stores reporting merchandise line: Total sales (Thousand dollars)

FURNITURE STORES

Kind of business and merchandise line	MICHIGAN Merchandise line sales	Number	Total sales	MINNESOTA Merchandise line sales	Number	Total sales	MISSISSIPPI Merchandise line sales	Number	Total sales	MISSOURI Merchandise line sales	Number	Total sales	MONTANA Merchandise line sales	Number	Total sales
Large stores and multiunits															
Analyzing merchandise line sales, total	92,187	398	...	46,868	183	...	19,667	166	...	76,788	261	...	8,822	41	...
Furniture (household)	51,374	398	92,187	20,173	183	46,868	10,317	166	19,667	36,521	261	76,788	3,886	41	8,822
Mattresses, springs, other sleep equipment	8,735	306	72,096	4,597	152	42,592	2,403	135	16,473	5,761	211	65,973	793	32	6,361
Office furniture	239	14	3,370	104	12	7,484	38	7	1,571	404	21	13,518	(1)	4	(x)
Floor coverings soft surface	8,004	296	70,629	5,275	151	44,381	615	109	15,439	6,010	205	68,425	793	32	6,401
Floor coverings hard surface	2,320	221	52,030	1,552	127	37,141	692	117	15,493	1,522	182	59,294	503	31	5,810
Draperies, curtains, upholstery	971	60	17,070	1,110	35	20,798	103	22	5,066	2,732	67	44,347	148	12	2,844
China, glassware, crockery	290	47	10,840	584	45	20,980	100	48	6,789	858	48	28,405	178	9	2,336
Pictures, frames, lamps and shades	1,861	223	50,811	739	121	34,513	267	105	14,231	1,450	149	57,634	113	23	4,044
Pianos, musical instruments, records	251	35	8,414	251	22	14,179	134	33	4,167	476	44	23,232	(1)	4	(x)
Radios, television sets and parts	2,698	218	54,274	1,449	103	34,841	976	114	15,343	2,850	171	59,452	238	17	3,945
Major household appliances	9,824	253	64,549	6,214	124	38,404	2,186	109	14,985	10,865	200	65,818	796	25	5,415
Housewares (inc electric)	954	103	23,968	852	71	27,844	281	69	10,496	1,207	131	48,811	154	13	2,723
Luggage, sporting goods, bicycles, toys	67	32	6,621	576	51	23,314	206	63	9,033	463	49	29,669	44	9	1,933
Hardware, tools, paint, glass, wallpaper	317	17	2,990	423	33	9,767	429	23	2,613	744	43	8,505	338	9	2,187
Shades, blinds, awnings, tents, flags, banners	212	52	9,623	177	62	9,488	274	90	12,592	127	64	8,403	103	16	2,584
Other sales	4,100	...	...	2,808	...	...	651	...	...	4,798	...	...	735	...	...
Not analyzing merchandise line sales	5,166	29	...	1,558	10	...	595	11	...	1,309	5	...	...	...	...
Small single unit stores	19,316	473	...	13,594	313	...	9,232	238	...	17,146	450	...	2,496	59	...

Kind of business and merchandise line	NEBRASKA Merchandise line sales	Number	Total sales	NEVADA Merchandise line sales	Number	Total sales	NEW HAMPSHIRE Merchandise line sales	Number	Total sales	NEW JERSEY Merchandise line sales	Number	Total sales	NEW MEXICO Merchandise line sales	Number	Total sales
Large stores and multiunits —															
Analyzing merchandise line sales, total	26,276	89	...	3,011	15	...	7,262	40	...	78,247	303	...	10,443	55	...
Furniture (household)	11,357	89	26,276	1,485	15	3,011	3,224	40	7,262	46,595	303	78,247	6,284	55	10,443
Mattresses, springs, other sleep equipment	1,825	70	24,007	241	11	1,825	859	36	6,751	6,271	195	56,037	761	35	7,533
Office furniture	496	11	8,439	(1)	3	(x)	75	7	1,784	476	13	6,885	291	7	2,960
Floor coverings soft surface	3,311	77	24,877	368	13	2,959	504	36	6,789	5,034	174	52,868	324	37	7,827
Floor coverings hard surface	962	74	24,312	150	9	2,313	470	36	6,792	1,880	128	34,302	230	30	6,419
Draperies, curtains, upholstery	1,053	29	16,604	(1)	2	(x)	122	8	2,460	1,472	54	22,074	90	15	4,550
China, glassware, crockery	514	15	9,822	(1)	3	(x)	208	11	2,938	219	28	11,187	59	13	1,812
Pictures, frames, lamps and shades	414	48	18,724	18	5	734	111	22	4,194	1,135	126	39,622	136	28	6,104
Pianos, musical instruments, records	82	12	5,535	(1)	3	(x)	61	5	1,003	174	17	6,761	31	7	2,855
Radios, television sets and parts	625	44	18,567	55	7	1,878	238	20	4,151	4,186	141	43,924	344	32	7,371
Major household appliances	2,932	63	22,549	307	11	2,394	915	33	5,974	5,895	150	42,855	996	35	7,757
Housewares (inc electric)	648	29	16,214	(1)	3	(x)	180	11	2,625	856	77	24,388	161	25	5,262
Luggage, sporting goods, bicycles, toys	210	20	13,217	(1)	3	(x)	33	7	7,762	523	36	11,139	32	10	3,327
Hardware, tools, paint, glass, wallpaper	384	15	7,812	(1)	1	(x)	(1)	1	(x)	827	5	2,659	387	16	1,544
Shades, blinds, awnings, tents, flags, banners	122	40	9,386	(1)	3	(x)	65	10	1,777	241	23	4,820	59	15	4,664
Other sales	1,341	...	...	387	...	...	197	...	...	2,463	...	...	258	...	...
Not analyzing merchandise line sales	64	1	...	709	2	...	466	2	...	3,708	19	...	132	1	...
Small single unit stores	7,711	185	...	405	12	...	2,798	73	...	20,616	514	...	2,364	70	...

Kind of business and merchandise line	NEW YORK Merchandise line sales	Number	Total sales	NORTH CAROLINA Merchandise line sales	Number	Total sales	NORTH DAKOTA Merchandise line sales	Number	Total sales	OHIO Merchandise line sales	Number	Total sales	OKLAHOMA Merchandise line sales	Number	Total sales
Large stores and multiunits															
Analyzing merchandise line sales, total	260,737	1,021	...	66,259	385	...	7,399	37	...	152,450	682	...	31,533	173	...
Furniture (household)	150,122	1,021	260,737	33,769	385	66,259	3,275	37	7,399	73,155	682	152,450	16,057	173	31,533
Mattresses, springs, other sleep equipment	23,183	696	184,977	6,863	327	55,951	571	31	5,783	13,178	541	121,955	2,026	137	23,754
Office furniture	2,724	52	23,985	156	33	5,225	12	5	377	258	37	7,615	31	10	1,485
Floor coverings soft surface	15,456	582	172,042	3,807	313	55,520	937	34	7,096	14,823	554	131,032	3,340	142	28,184
Floor coverings hard surface	5,244	444	129,015	2,178	285	48,807	377	31	6,016	4,629	453	107,737	984	128	21,099
Draperies, curtains, upholstery	8,296	222	95,723	1,026	86	19,730	215	12	2,756	4,372	141	54,908	756	26	8,969
China, glassware, crockery	2,331	140	55,082	321	89	16,506	110	6	2,232	973	85	35,925	238	49	7,846
Pictures, frames, lamps and shades	5,300	433	130,711	936	252	44,491	119	28	5,464	3,042	392	101,810	548	104	20,843
Pianos, musical instruments, records	1,241	55	28,030	328	56	9,555	55	11	2,036	618	58	13,419	94	15	4,339
Radios, television sets and parts	10,174	446	143,582	2,936	311	55,197	128	28	5,298	6,565	433	109,043	921	120	22,433
Major household appliances	20,647	505	144,220	7,319	316	56,105	660	28	6,045	19,690	508	118,944	3,648	145	26,899
Housewares (inc electric)	3,485	264	92,202	1,009	200	37,655	76	13	3,137	3,347	300	81,465	514	83	14,897
Luggage, sporting goods, bicycles, toys	1,365	114	50,212	231	105	20,397	90	16	3,570	941	101	35,454	381	52	9,024
Hardware, tools, paint, glass, wallpaper	296	27	4,619	415	39	7,395	435	9	1,664	520	32	8,116	557	34	6,118
Shades, blinds, awnings, tents, flags, banners	469	92	16,570	720	208	35,944	70	25	4,963	430	108	22,894	235	87	12,127
Other sales	10,404	...	...	2,245	...	...	269	...	...	5,909	...	...	1,203	...	...
Not analyzing merchandise line sales	10,452	47	...	886	7	...	1,426	4	...	4,737	29	...	2,606	12	...
Small single unit stores	53,629	1,457	...	25,354	630	...	1,707	41	...	28,396	691	...	13,093	380	...

Kind of business and merchandise line	OREGON Merchandise line sales	Number	Total sales	PENNSYLVANIA Merchandise line sales	Number	Total sales	RHODE ISLAND Merchandise line sales	Number	Total sales	SOUTH CAROLINA Merchandise line sales	Number	Total sales	SOUTH DAKOTA Merchandise line sales	Number	Total sales
Large stores and multiunits															
Analyzing merchandise line sales, total	33,740	149	...	207,824	805	...	13,543	74	...	34,220	219	...	7,677	32	...
Furniture (household)	13,677	149	33,740	104,424	805	207,824	7,822	74	13,543	18,734	219	34,220	3,877	32	7,677
Mattresses, springs, other sleep equipment	3,411	119	27,479	15,790	606	168,462	1,225	51	9,645	3,604	173	29,940	746	27	6,913
Office furniture	103	12	3,428	498	50	19,234	(1)	3	(x)	53	8	1,154	(1)	1	(x)
Floor coverings soft surface	[illegible]	121	30,250	16,482	612	173,800	550	51	[illegible]	1,375	147	26,562	799	24	6,339
Floor coverings hard surface	1,405	113	27,167	6,438	513	147,772	551	46	[illegible]	946	141	23,595	467	23	6,042
Draperies, curtains, upholstery	292	33	10,994	5,703	226	91,752	139	9	1,336	260	30	6,523	192	7	3,211
China, glassware, crockery	239	34	8,586	1,258	160	61,645	262	9	1,582	136	34	7,621	(1)	4	(x)
Pictures, frames, lamps and shades	437	84	21,615	3,222	397	123,295	161	33	5,077	424	124	23,887	49	15	4,457
Pianos, musical instruments, records	107	19	4,586	793	70	28,086	50	5	1,079	186	41	5,343	34	5	1,539
Radios, television sets and parts	1,044	95	23,827	9,638	504	161,480	267	35	6,807	1,852	160	28,822	140	15	4,755
Major household appliances	6,860	130	29,761	26,810	585	176,293	1,422	50	[illegible]	4,394	170	29,689	517	21	5,700
Housewares (inc electric)	1,007	82	19,883	3,874	352	121,747	361	25	4,020	519	89	15,893	40	10	2,687
Luggage, sporting goods, bicycles, toys	142	42	8,758	1,642	152	65,978	28	9	1,753	231	56	12,584	(1)	4	(x)
Hardware, tools, paint, glass, wallpaper	853	24	5,956	1,016	61	19,515	194	7	1,647	22	9	1,247	376	8	2,287
Shades, blinds, awnings, tents, flags, banners	137	51	11,381	948	180	45,328	21	7	928	431	103	19,651	35	7	2,267
Other sales	[illegible]	...	...	[illegible]	...	...	[illegible]	...	...	1,053	...	...	405	...	...
Not analyzing merchandise line sales	[illegible]	[illegible]	...	[illegible]	[illegible]	...	2,488	14	...	[illegible]	[illegible]	...	1,520	8	...
Small single unit stores	6,004	142	...	[illegible]	952	...	4,918	139	...	[illegible]	[illegible]	...	3,366	74	...

[1] See footnote at end of table.

Table 20D.—MERCHANDISE LINE SALES OF LARGE STORES AND MULTIUNITS—FURNITURE, FURNISHINGS, APPLIANCE GROUP—KIND OF BUSINESS, BY STATE: 1948—Continued

[See text for explanatory material]

Kind of business and merchandise line	Merchandise line sales (Thousand dollars)	Stores reporting merchandise line: Number	Stores reporting merchandise line: Total sales (Thousand dollars)	Merchandise line sales (Thousand dollars)	Stores reporting merchandise line: Number	Stores reporting merchandise line: Total sales (Thousand dollars)	Merchandise line sales (Thousand dollars)	Stores reporting merchandise line: Number	Stores reporting merchandise line: Total sales (Thousand dollars)	Merchandise line sales (Thousand dollars)	Stores reporting merchandise line: Number	Stores reporting merchandise line: Total sales (Thousand dollars)	Merchandise line sales (Thousand dollars)	Stores reporting merchandise line: Number	Stores reporting merchandise line: Total sales (Thousand dollars)
FURNITURE STORES	TENNESSEE			TEXAS			UTAH			VERMONT			VIRGINIA		
Large stores and multiunits—															
Analyzing merchandise line sales, total	56,796	300	...	121,762	609	...	17,120	71	...	4,073	27	...	56,096	274	...
Furniture (household)	28,947	300	56,796	62,244	609	121,762	7,776	71	17,120	1,801	27	4,073	28,872	274	56,096
Mattresses, springs, other sleep equipment	5,181	234	46,088	10,993	469	102,044	1,351	54	13,093	593	23	3,848	5,796	231	48,006
Office furniture	84	25	3,738	124	48	11,068	(1)	2	(x)	12	6	1,075	103	26	5,469
Floor coverings—soft surface	2,667	204	41,229	9,022	414	98,314	2,353	61	16,027	267	26	3,730	2,762	212	47,725
Floor coverings—hard surface	1,834	196	38,179	3,446	400	90,393	761	56	14,305	249	21	3,638	1,646	192	35,546
Draperies, curtains, upholstery	691	42	10,270	3,006	128	45,193	523	23	9,011	83	12	1,821	803	63	18,977
China, glassware, crockery	239	51	10,070	995	118	35,573	112	24	5,147	115	12	1,844	558	74	21,524
Pictures, frames, lamps and shades	673	144	29,080	1,577	324	80,259	182	40	9,353	77	21	3,213	978	167	37,766
Pianos, musical instruments, records	529	41	10,897	513	63	12,742	69	14	3,932	(1)	2	(x)	247	51	9,364
Radios, television sets and parts	2,112	195	40,479	4,550	387	91,391	404	45	11,328	129	19	3,243	2,063	198	44,976
Major household appliances	8,645	210	44,940	16,646	460	103,898	2,693	58	14,613	493	21	3,359	6,297	205	43,994
Housewares (inc. electric)	1,235	145	28,741	1,758	267	63,142	269	34	8,531	123	14	2,139	2,446	123	29,353
Luggage, sporting goods, bicycles, toys	358	51	12,632	538	111	24,511	35	12	2,921	37	8	1,341	209	60	14,560
Hardware, tools, paint, glass, wallpaper	1,635	38	7,485	2,007	106	18,965	216	21	2,811	23	6	733	914	40	6,532
Shades, blinds, awnings, tents, flags, banners	198	69	12,470	670	225	41,385	100	25	5,452	22	12	1,762	371	103	19,207
Other sales	1,768	...	...	3,673	...	...	276	...	...	49	...	...	2,031	..	...
Not analyzing merchandise line sales	1,641	10	...	21,265	90	...	341	1	...	408	3	...	2,310	9	...
Small single unit stores	17,040	424	...	37,298	994	...	2,409	57	...	1,909	44	...	12,386	311	...
	WASHINGTON			WEST VIRGINIA			WISCONSIN			WYOMING					
Large stores and multiunits—															
Analyzing merchandise line sales, total	44,176	180	...	35,860	194	...	47,773	232	...	4,818	33	...			
Furniture (household)	19,455	180	44,176	17,711	194	35,860	25,164	232	47,773	1,971	33	4,818			
Mattresses, springs, other sleep equipment	3,432	124	32,710	3,082	142	28,688	4,441	179	38,117	404	26	3,979			
Office furniture	79	8	2,624	156	7	2,048	106	14	3,410	(1)	4	(x)			
Floor coverings—soft surface	4,600	146	39,052	1,929	138	29,080	5,379	177	39,045	555	30	4,553			
Floor coverings—hard surface	1,291	111	30,272	1,336	133	27,942	1,278	133	26,210	340	30	4,388			
Draperies, curtains, upholstery	1,347	74	24,370	741	83	20,022	787	42	12,716	188	15	2,683			
China, glassware, crockery	360	27	10,190	241	77	16,577	172	19	7,826	42	8	904			
Pictures, frames, lamps and shades	691	92	25,241	355	110	23,611	904	139	31,444	64	20	3,202			
Pianos, musical instruments, records	42	10	1,055	201	43	12,191	26	11	1,399	(1)	4	(x)			
Radios, television sets and parts	1,210	104	30,505	1,434	137	27,344	1,350	99	24,686	126	17	1,953			
Major household appliances	7,418	125	34,710	5,084	152	30,344	4,289	132	32,731	423	22	3,249			
Housewares (inc. electric)	776	80	21,540	615	110	24,689	485	61	17,462	67	15	1,936			
Luggage, sporting goods, bicycles, toys	162	29	9,539	274	60	15,154	64	19	3,398	63	11	1,678			
Hardware, tools, paint, glass, wallpaper	1,035	23	5,364	917	50	8,922	395	24	5,155	311	12	1,519			
Shades, blinds, awnings, tents, flags, banners	101	40	6,933	252	88	18,751	152	51	5,865	62	17	2,509			
Other sales	2,177	...	...	1,532	...	...	2,781	...	...	202	...	...			
Not analyzing merchandise line sales	3,153	12	...	5,615	17	...	680	5	...	764	4	...			
Small single unit stores	7,874	217	...	7,288	179	...	14,488	335	...	1,392	90	...			

See footnotes at end of table.

Table 20D.—MERCHANDISE LINE SALES OF LARGE STORES AND MULTIUNITS—FURNITURE, FURNISHINGS, APPLIANCE GROUP—KIND OF BUSINESS, BY STATE: 1948—Continued

[See text for explanatory material]

FLOOR COVERING STORES

Kind of business and merchandise line	CALIFORNIA Merchandise line sales (Thousand dollars)	CALIFORNIA Stores reporting merchandise line: Number	CALIFORNIA Stores reporting merchandise line: Total sales (Thousand dollars)	COLORADO Merchandise line sales (Thousand dollars)	COLORADO Number	COLORADO Total sales (Thousand dollars)	CONNECTICUT Merchandise line sales (Thousand dollars)	CONNECTICUT Number	CONNECTICUT Total sales (Thousand dollars)	DISTRICT OF COLUMBIA Merchandise line sales (Thousand dollars)	DISTRICT OF COLUMBIA Number	DISTRICT OF COLUMBIA Total sales (Thousand dollars)	FLORIDA Merchandise line sales (Thousand dollars)	FLORIDA Number	FLORIDA Total sales (Thousand dollars)
Large stores and multiunits															
Analyzing merchandise line sales, total	27,982	136	...	1,293	13	...	4,062	26	...	3,611	15	...	5,610	28	...
Floor coverings—soft surface	[illegible]	93	[illegible]	[illegible]	[illegible]	1,593	1,718	23	3,[illegible]	1,994	9	3,160	2,246	21	4,457
Floor coverings—hard surface	[illegible]	122	21,8[illegible]	[illegible]	11	1,618	1,862	18	2,849	856	11	1,440	2,231	21	4,21[illegible]
Furniture (household)	[illegible]	11	3,[illegible]	(1)	4	(x)	(1)	1	(x)	(1)	1	(x)	(1)	1	(x)
Draperies, curtains, upholstery	[illegible]	13	[illegible]	(1)	1	(x)	(1)	1	(x)	(1)	1	(x)	(1)	1	(x)
Shades, blinds, awnings, tents, flags, banners	[illegible],578	50	8,[illegible]1	...	...	...	233	7	1,401	...	...	...	(1)	3	(x)
Other sales	2,[illegible]	...	...	[illegible]	...	...	[illegible]	...	...	711	...	...	1,133	...	...
Not analyzing merchandise line sales	[illegible]	2	...	...	...	...	...	...	...	...	...	...	...	...	...
Small single unit stores	[illegible],747	322	...	812	23	...	[illegible]	87	...	252	7	...	2,745	63	...

Kind of business and merchandise line	ILLINOIS Merchandise line sales	ILLINOIS Number	ILLINOIS Total sales	INDIANA Merchandise line sales	INDIANA Number	INDIANA Total sales	IOWA Merchandise line sales	IOWA Number	IOWA Total sales	MARYLAND Merchandise line sales	MARYLAND Number	MARYLAND Total sales	MASSACHUSETTS Merchandise line sales	MASSACHUSETTS Number	MASSACHUSETTS Total sales
Large stores and multiunits															
Analyzing merchandise line sales, total	[illegible]	87	...	5,345	29	...	2,494	17	...	2,621	13	...	7,451	35	...
Floor coverings—soft surface	[illegible]	75	21,051	[illegible],362	20	4,682	1,004	17	2,494	1,384	10	[illegible]	3,[illegible]	33	[illegible]
Floor coverings—hard surface	[illegible],242	71	15,724	1,418	27	4,455	[illegible]	14	2,13[illegible]	[illegible]	10	[illegible]	2,637	27	[illegible]
Furniture (household)	[illegible]	[illegible]	3,153	(1)	4	(x)	(1)	1	(x)	(1)	1	(x)	(1)	3	(x)
Draperies, curtains, upholstery	356	10	2,395	(1)	4	(x)	(1)	3	(x)	...	...	...	513	[illegible]	4,341
Shades, blinds, awnings, tents, flags, banners	311	11	2,768	120	4	1,162	[illegible]	8	1,312	142	7	1,308	130	7	[illegible],193
Other sales	1,530	...	...	965	...	...	[illegible]	...	...	135	...	...	1,195	...	...
Not analyzing merchandise line sales	[illegible]	4	...	[illegible]	2	...	...	...	...	...	...	...	1[illegible]	1	...
Small single unit stores	[illegible]	166	...	3,128	79	...	1,242	[illegible]	...	2,[illegible]	34	...	[illegible],573	177	...

Kind of business and merchandise line	MICHIGAN Merchandise line sales	MICHIGAN Number	MICHIGAN Total sales	MINNESOTA Merchandise line sales	MINNESOTA Number	MINNESOTA Total sales	MISSOURI Merchandise line sales	MISSOURI Number	MISSOURI Total sales	NEW JERSEY Merchandise line sales	NEW JERSEY Number	NEW JERSEY Total sales	NEW YORK Merchandise line sales	NEW YORK Number	NEW YORK Total sales
Large stores and multiunits															
Analyzing merchandise line sales, total	15,[illegible]	78	...	[illegible]	17	...	[illegible]	[illegible]	...	11,[illegible]	71	...	40,186	245	...
Floor coverings—soft surface	10,290	76	18,171	[illegible]	11	[illegible]	3,[illegible]	[illegible]	[illegible]	5,[illegible]	[illegible]	[illegible]	23,9[illegible]	208	37,863
Floor coverings—hard surface	5,229	64	1[illegible]	1,1[illegible]	11	[illegible]	1,[illegible]	[illegible]	3,[illegible]	5,080	[illegible]	[illegible],411	13,216	200	32,830
Furniture (household)	(1)	[illegible]	(x)	(1)	1	(x)	...	...	...	(1)	2	(x)	477	19	2,515
Draperies, curtains, upholstery	534	13	2,[illegible]	(1)	[illegible]	(x)	(1)	[illegible]	(x)	(1)	1	(x)	189	7	[illegible]
Shades, blinds, awnings, tents, flags, banners	[illegible]	[illegible]	8,[illegible]	(1)	[illegible]	(x)	(1)	[illegible]	(x)	15[illegible]	10	1,[illegible]	1[illegible]	1[illegible]	1,816
Other sales	1,[illegible]	...	...	[illegible]	...	...	[illegible]	...	...	708	...	...	[illegible],309	...	...
Not analyzing merchandise line sales	...	...	...	...	...	...	...	...	...	[illegible]	1	...	[illegible]	3	...
Small single unit stores	[illegible]	14[illegible]	...	1,[illegible]	[illegible]	...	[illegible]	[illegible]	...	9,144	234	...	[illegible],376	717	...

Kind of business and merchandise line	OHIO Merchandise line sales	OHIO Number	OHIO Total sales	OREGON Merchandise line sales	OREGON Number	OREGON Total sales	PENNSYLVANIA Merchandise line sales	PENNSYLVANIA Number	PENNSYLVANIA Total sales	TEXAS Merchandise line sales	TEXAS Number	TEXAS Total sales	WASHINGTON Merchandise line sales	WASHINGTON Number	WASHINGTON Total sales
Large stores and multiunits															
Analyzing merchandise line sales, total	1[illegible]	[illegible]	...	[illegible]	14	...	[illegible]	[illegible]	...	[illegible],451	37	...	[illegible],766	[illegible]3	...
Floor coverings—soft surface	[illegible]	[illegible]	[illegible]	1,[illegible]	11	[illegible]	[illegible]	[illegible]	1[illegible]	[illegible]	31	[illegible]	1,830	18	4,010
Floor coverings—hard surface	[illegible]	[illegible]	[illegible]	[illegible]	[illegible]	[illegible]	[illegible]	[illegible]	[illegible]	[illegible]	[illegible]	[illegible]	[illegible],[illegible]24	1[illegible]	4,273
Furniture (household)	[illegible]	8	[illegible]	...	...	...	[illegible]	[illegible]	[illegible]	(1)	[illegible]	(x)	(1)	4	(x)
Draperies, curtains, upholstery	[illegible]	1	[illegible],891	(1)	[illegible]	(x)	[illegible]	[illegible]	[illegible]	1[illegible]	[illegible]	[illegible]	257	5	1,[illegible]71
Shades, blinds, awnings, tents, flags, banners	[illegible]	[illegible]1	[illegible]	(1)	3	(x)	[illegible]	[illegible]8	[illegible]	[illegible]	[illegible]	1,3[illegible]	30[illegible]	13	3,340
Other sales	[illegible],[illegible]8	...	...	[illegible]	...	...	[illegible]	...	...	[illegible]	...	...	[illegible]	...	...
Not analyzing merchandise line sales	...	...	...	...	...	...	[illegible]	[illegible]	...	...	...	...	...	...	...
Small single unit stores	[illegible]	18	...	[illegible]	[illegible]	...	[illegible]	[illegible]	...	[illegible]	[illegible]	...	1,[illegible]	48	...

Kind of business and merchandise line	WISCONSIN Merchandise line sales	WISCONSIN Number	WISCONSIN Total sales
Large stores and multiunits			
Analyzing merchandise line sales, total	[illegible]	[illegible]	...
Floor coverings—soft surface	[illegible]	[illegible]	[illegible]
Floor coverings—hard surface	[illegible],8[illegible]	[illegible]	[illegible]
Furniture (household)	[illegible]	[illegible]	[illegible]
Draperies, curtains, upholstery	[illegible]	[illegible]	[illegible]
Shades, blinds, awnings, tents, flags, banners	[illegible]	[illegible]	[illegible]
Other sales	[illegible]	...	...
Not analyzing merchandise line sales	...	...	...
Small single unit stores	[illegible]	[illegible]	[illegible]

See footnote at end of table.

Table 20D.—MERCHANDISE LINE SALES OF LARGE STORES AND MULTIUNITS—FURNITURE, FURNISHINGS, APPLIANCE GROUP—KIND OF BUSINESS, BY STATE: 1948—Continued

[See text for explanatory material]

Kind of business and merchandise line	Merchandise line sales (Thousand dollars)	Stores reporting merchandise line: Number	Stores reporting merchandise line: Total sales (Thousand dollars)	Merchandise line sales (Thousand dollars)	Stores reporting merchandise line: Number	Stores reporting merchandise line: Total sales (Thousand dollars)	Merchandise line sales (Thousand dollars)	Stores reporting merchandise line: Number	Stores reporting merchandise line: Total sales (Thousand dollars)	Merchandise line sales (Thousand dollars)	Stores reporting merchandise line: Number	Stores reporting merchandise line: Total sales (Thousand dollars)	Merchandise line sales (Thousand dollars)	Stores reporting merchandise line: Number	Stores reporting merchandise line: Total sales (Thousand dollars)
DRAPERY, CURTAIN, UPHOLSTERY STORES	CALIFORNIA			CONNECTICUT			DISTRICT OF COLUMBIA			ILLINOIS			MASSACHUSETTS		
Large stores and multiunits—															
Analyzing merchandise line sales, total	7,166	79	...	2,963	22	...	1,090	10	...	5,991	47	...	2,582	26	...
Draperies, curtains, upholstery	6,068	79	7,166	2,458	22	2,963	817	10	1,090	4,834	47	5,991	2,048	26	2,582
Furniture (household)	398	15	1,661	(1)	2	(x)	(1)	2	(x)	187	6	1,213	(1)	2	(x)
Floor coverings—soft surface	100	9	1,253	(1)	3	(x)	(1)	1	(x)	108	8	1,495	174	5	719
Floor coverings—hard surface	(1)	2	(x)	(1)	1	(x)	...	...	...	(1)	2	(x)	(1)	3	(x)
Pictures, frames, lamps and shades	27	8	1,329	(1)	3	(x)	(1)	2	(x)	131	9	1,729	(1)	2	(x)
Shades, blinds, awnings, tents, flags, banners	59	6	1,012	64	5	819	(1)	1	(x)	(1)	1	(x)	131	6	552
Other sales	554	...	...	441	...	...	273	...	...	731	...	...	229	...	...
Not analyzing merchandise line sales	162	1	...	...	...	...	...	...	...	...	...	...	344	3	...
Small single unit stores	11,514	459	...	2,533	68	...	748	16	...	5,333	181	...	3,484	136	...
	MICHIGAN			NEW JERSEY			NEW YORK			OHIO			PENNSYLVANIA		
Large stores and multiunits—															
Analyzing merchandise line sales, total	4,709	41	...	4,319	30	...	15,331	112	...	2,698	27	...	4,214	33	...
Draperies, curtains, upholstery	3,969	41	4,709	3,437	30	4,319	12,067	112	15,331	1,997	27	2,698	2,379	33	4,214
Furniture (household)	441	10	1,738	268	8	1,464	1,422	27	5,245	90	6	991	224	7	1,038
Floor coverings—soft surface	88	6	677	(1)	3	(x)	205	8	1,870	56	6	958	263	14	1,983
Floor coverings—hard surface	(1)	2	(x)	...	...	...	(1)	4	(x)	35	5	785	303	8	1,055
Pictures, frames, lamps and shades	26	5	448	40	6	1,191	254	19	4,130	37	5	853	165	14	1,858
Shades, blinds, awnings, tents, flags, banners	(1)	1	(x)	(1)	1	(x)	176	6	1,715	(1)	4	(x)	(1)	2	(x)
Other sales	185	...	...	565	...	...	1,207	...	...	483	...	...	880	...	...
Not analyzing merchandise line sales	174	1	...	...	...	...	579	2	...	...	...	...	154	1	...
Small single unit stores	3,335	112	...	4,544	138	...	12,456	587	...	2,580	85	...	3,558	134	...
	TEXAS														
Large stores and multiunits—															
Analyzing merchandise line sales, total	1,290	12	...												
Draperies, curtains, upholstery	643	12	1,290												
Furniture (household)	(1)	1	(x)												
Floor coverings—soft surface	127	7	837												
Floor coverings—hard surface	66	5	731												
Pictures, frames, lamps and shades	33	5	566												
Shades, blinds, awnings, tents, flags, banners	(1)	2	(x)												
Other sales	421	...	...												
Not analyzing merchandise line sales	...	...	...												
Small single unit stores	1,455	63	...												

See footnotes at end of table.

Table 20D.—MERCHANDISE LINE SALES OF LARGE STORES AND MULTIUNITS—FURNITURE, FURNISHINGS, APPLIANCE GROUP—KIND OF BUSINESS, BY STATE: 1948—Continued

[See text for explanatory material]

Kind of business and merchandise line	Merchandise line sales (Thousand dollars)	Stores reporting merchandise line: Number	Stores reporting merchandise line: Total sales (Thousand dollars)	Merchandise line sales (Thousand dollars)	Stores reporting merchandise line: Number	Stores reporting merchandise line: Total sales (Thousand dollars)	Merchandise line sales (Thousand dollars)	Stores reporting merchandise line: Number	Stores reporting merchandise line: Total sales (Thousand dollars)	Merchandise line sales (Thousand dollars)	Stores reporting merchandise line: Number	Stores reporting merchandise line: Total sales (Thousand dollars)	Merchandise line sales (Thousand dollars)	Stores reporting merchandise line: Number	Stores reporting merchandise line: Total sales (Thousand dollars)
CHINA, GLASSWARE, METALWARE STORES	CALIFORNIA			ILLINOIS			MASSACHUSETTS			MICHIGAN			MISSOURI		
Large stores and multiunits—															
Analyzing merchandise line sales, total	22,447	42	...	5,135	15	...	2,164	12	...	3,019	13	...	4,368	11	...
China, glassware, crockery	6,532	31	11,605	1,397	12	1,914	815	7	820	1,087	10	2,038	860	7	928
Pictures, frames, lamps and shades	(1)	1	(x)	167	5	691	(1)	2	(x)	(1)	2	(x)	(1)	2	(x)
Housewares (inc. electric)	11,003	17	11,582	3,351	5	3,561	(1)	4	(x)	1,387	8	2,301	3,441	5	3,462
Other sales	4,912	...	...	220	...	...	1,349	...	...	545	...	...	67	...	...
Not analyzing merchandise line sales	246	1	...	...	...	...	...	...	...	...	...	...	...	...	...
Small single unit stores	3,232	155	...	1,088	52	...	919	33	...	648	36	...	376	16	...
	NEW YORK			OHIO			PENNSYLVANIA			TEXAS					
Large stores and multiunits—															
Analyzing merchandise line sales, total	14,048	62	...	4,482	18	...	7,452	21	...	4,595	13	...			
China, glassware, crockery	6,527	45	9,715	590	12	1,640	1,491	9	2,925	259	5	639			
Pictures, frames, lamps and shades	469	15	4,684	93	5	945	(1)	4	(x)	(1)	1	(x)			
Housewares (inc. electric)	4,962	33	6,405	3,463	14	4,082	4,777	16	6,500	4,050	10	4,419			
Other sales	2,090	...	...	336	...	...	1,184	...	...	286	...	...			
Not analyzing merchandise line sales	...	...	...	...	...	...	...	...	...	33	1	...			
Small single unit stores	10,578	469	...	1,378	109	...	1,816	98	...	565	24	...			

See footnotes at end of table.

Table 20D.—MERCHANDISE LINE SALES OF LARGE STORES AND MULTIUNITS—FURNITURE, FURNISHINGS, APPLIANCE GROUP—KIND OF BUSINESS, BY STATE: 1948—Continued

[See text for explanatory material]

Column key for each state: Merchandise line sales (Thousand dollars); Stores reporting merchandise line: Number; Total sales (Thousand dollars).

HOUSEHOLD APPLIANCE STORES

Kind of business and merchandise line	ALABAMA Merchandise line sales	ALABAMA Number	ALABAMA Total sales	ARIZONA Merchandise line sales	ARIZONA Number	ARIZONA Total sales	ARKANSAS Merchandise line sales	ARKANSAS Number	ARKANSAS Total sales	CALIFORNIA Merchandise line sales	CALIFORNIA Number	CALIFORNIA Total sales	COLORADO Merchandise line sales	COLORADO Number	COLORADO Total sales
Large stores and multiunits															
Analyzing merchandise line sales, total	18,721	22.	...	7,780	39	...	8,824	79	...	135,211	890	...	16,097	123	...
Major household appliances	14,829	216	18,468	4,681	37	7,460	5,934	77	8,703	90,503	863	131,930	11,482	122	15,958
Radios, television sets and parts	441	39	4,672	303	16	3,904	431	34	4,717	12,838	430	76,996	837	50	7,694
Pianos, musical instruments, phonographs	113	7	904	(1)	2	(x)	63	7	1,281	774	51	8,898	295	16	2,991
Phonograph records	146	15	1,805	94	8	2,227	54	9	1,244	1,375	101	21,822	245	22	3,785
Housewares (inc electric)	640	128	6,527	1,080	25	6,101	401	32	4,178	11,143	492	84,009	934	71	9,551
Cameras, photo equipment and supplies	(1)	3	(x)	...	..	...	(1)	3	(x)	109	15	2,807	...	...	...
Service and repair department	930	80	10,718	528	25	4,087	592	46	5,936	7,294	584	82,931	1,046	84	12,757
Other sales	2,622	...	...	1,094	...	...	1,349	...	...	11,175	...	...	1,258	...	...
Not analyzing merchandise line sales	219	2	...	643	3	...	225	1	...	6,211	35	...	822	9	...
Small single unit stores	7,422	196	...	2,314	68	...	8,571	235	...	48,233	1,285	...	7,200	213	...

Kind of business and merchandise line	CONNECTICUT Merchandise line sales	CONNECTICUT Number	CONNECTICUT Total sales	DELAWARE Merchandise line sales	DELAWARE Number	DELAWARE Total sales	DISTRICT OF COLUMBIA Merchandise line sales	DISTRICT OF COLUMBIA Number	DISTRICT OF COLUMBIA Total sales	FLORIDA Merchandise line sales	FLORIDA Number	FLORIDA Total sales	GEORGIA Merchandise line sales	GEORGIA Number	GEORGIA Total sales
Large stores and multiunits—															
Analyzing merchandise line sales, total	24,262	157	...	6,623	34	...	9,397	35	...	31,099	198	...	26,978	278	...
Major household appliances	16,850	148	23,866	4,642	33	6,553	5,770	34	9,044	21,931	193	30,291	19,465	276	26,851
Radios, television sets and parts	1,999	60	11,945	422	19	3,992	1,325	14	4,940	2,062	72	13,327	652	51	6,456
Pianos, musical instruments, phonographs	271	10	2,847	(1)	2	(x)	46	5	1,087	415	11	3,625	71	10	1,251
Phonograph records	166	7	2,527	33	5	686	52	6	2,098	271	23	5,369	44	10	1,224
Housewares (inc electric)	1,850	104	16,273	403	20	4,299	947	16	5,088	2,171	103	18,109	1,692	169	14,186
Cameras, photo equipment and supplies	(1)	2	(x)	...	...	...	...	...	...	(1)	4	(x)	(1)	1	(x)
Service and repair department	967	74	12,147	424	20	3,893	595	23	4,907	1,487	97	18,378	1,810	178	15,574
Other sales	2,159	...	...	699	...	...	662	...	...	2,762	...	...	3,244	...	...
Not analyzing merchandise line sales	...	...	...	...	...	...	319	1	...	561	8	...	220	2	...
Small single unit stores	8,820	252	...	1,756	52	...	1,554	36	...	13,498	331	...	9,579	256	...

Kind of business and merchandise line	IDAHO Merchandise line sales	IDAHO Number	IDAHO Total sales	ILLINOIS Merchandise line sales	ILLINOIS Number	ILLINOIS Total sales	INDIANA Merchandise line sales	INDIANA Number	INDIANA Total sales	IOWA Merchandise line sales	IOWA Number	IOWA Total sales	KANSAS Merchandise line sales	KANSAS Number	KANSAS Total sales
Large stores and multiunits—															
Analyzing merchandise line sales, total	8,766	86	...	87,179	569	...	35,390	308	...	24,114	267	...	27,568	263	...
Major household appliances	5,591	86	8,766	57,535	562	86,353	26,186	302	34,838	16,913	260	23,820	18,623	261	27,568
Radios, television sets and parts	324	30	4,324	9,670	274	52,288	1,678	114	14,768	1,247	80	11,198	1,204	76	12,458
Pianos, musical instruments, phonographs	210	10	1,467	798	45	11,283	120	17	2,335	96	6	1,014	116	5	732
Phonograph records	66	9	1,190	1,165	67	13,608	372	34	4,424	194	19	1,855	224	14	1,830
Housewares (inc electric)	486	68	6,062	7,621	316	55,769	2,286	134	19,122	2,100	161	16,613	2,337	126	16,739
Cameras, photo equipment and supplies	(1)	3	(x)	434	17	3,980	(1)	4	(x)	(1)	4	(x)	(1)	3	(x)
Service and repair department	617	28	4,603	3,864	368	45,162	1,872	198	19,829	1,294	130	15,592	1,829	156	18,909
Other sales	1,472	...	...	6,092	...	...	2,876	...	...	2,270	...	...	3,235	...	...
Not analyzing merchandise line sales	...	...	...	1,312	11	...	202	2	...	767	9	...	23	3	...
Small single unit stores	3,671	86	...	35,019	1,016	...	24,093	708	...	19,263	579	...	18,237	516	...

Kind of business and merchandise line	KENTUCKY Merchandise line sales	KENTUCKY Number	KENTUCKY Total sales	LOUISIANA Merchandise line sales	LOUISIANA Number	LOUISIANA Total sales	MAINE Merchandise line sales	MAINE Number	MAINE Total sales	MARYLAND Merchandise line sales	MARYLAND Number	MARYLAND Total sales	MASSACHUSETTS Merchandise line sales	MASSACHUSETTS Number	MASSACHUSETTS Total sales
Large stores and multiunits—															
Analyzing merchandise line sales, total	16,300	144	...	19,990	139	...	9,941	91	...	21,082	144	...	45,391	290	...
Major household appliances	11,361	144	16,300	13,057	133	19,595	7,224	90	9,861	14,346	140	20,832	31,931	284	44,047
Radios, television sets and parts	1,032	63	8,453	719	55	8,018	177	17	2,565	1,787	62	11,439	3,086	99	17,579
Pianos, musical instruments, phonographs	124	10	1,252	23	5	417	70	6	842	(1)	4	(x)	73	10	1,532
Phonograph records	110	16	2,107	405	17	2,974	25	6	860	87	12	1,421	351	20	4,135
Housewares (inc electric)	718	74	9,639	1,322	68	10,640	1,129	69	7,215	1,896	85	13,967	3,951	128	24,721
Cameras, photo equipment and supplies	(1)	2	(x)	...	...	...	...	...	...	(1)	2	(x)	98	6	1,302
Service and repair department	977	74	8,937	954	70	10,082	627	65	6,724	1,237	89	11,905	2,451	190	28,154
Other sales	1,978	...	...	3,510	...	...	689	...	...	1,729	...	...	3,450	...	...
Not analyzing merchandise line sales	234	1	...	157	7	...	526	6	...	...	...	...	755	7	...
Small single unit stores	11,894	302	...	9,575	246	...	4,695	129	...	6,436	176	...	13,220	377	...

Kind of business and merchandise line	MICHIGAN Merchandise line sales	MICHIGAN Number	MICHIGAN Total sales	MINNESOTA Merchandise line sales	MINNESOTA Number	MINNESOTA Total sales	MISSISSIPPI Merchandise line sales	MISSISSIPPI Number	MISSISSIPPI Total sales	MISSOURI Merchandise line sales	MISSOURI Number	MISSOURI Total sales	MONTANA Merchandise line sales	MONTANA Number	MONTANA Total sales
Large stores and multiunits															
Analyzing merchandise line sales, total	67,520	502	...	26,801	225	...	10,814	124	...	37,184	297	...	6,277	64	...
Major household appliances	46,383	491	66,223	18,462	222	26,467	7,460	123	10,804	25,206	286	36,290	4,092	63	6,273
Radios, television sets and parts	6,027	242	37,783	1,240	81	11,891	278	35	4,040	2,510	134	18,712	449	21	2,895
Pianos, musical instruments, phonographs	333	19	3,334	29	11	1,413	(1)	2	(x)	28	9	623	(1)	2	(x)
Phonograph records	780	54	12,571	98	19	2,820	39	8	[illegible]	150	19	2,430	46	9	1,189
Housewares (inc electric)	7,391	336	45,724	1,944	137	17,081	555	71	5,278	3,505	185	24,141	258	39	3,225
Cameras, photo equipment and supplies	(1)	3	(x)	(1)	4	(x)	(1)	2	(x)	236	6	1,984	(1)	1	(x)
Service and repair department	3,190	300	34,869	1,690	130	16,935	641	73	6,032	2,187	142	19,526	627	49	4,921
Other sales	[illegible]	...	...	3,338	...	...	1,841	...	...	3,362	...	...	805	...	...
Not analyzing merchandise line sales	[illegible]	18	...	278	7	...	306	3	...	345	4	...	...	...	...
Small single unit stores	[illegible]	[illegible]	...	13,801	387	...	6,377	172	...	23,810	683	...	3,736	101	...

See footnotes at end of table.

Table 20D.—MERCHANDISE LINE SALES OF LARGE STORES AND MULTIUNITS—FURNITURE, FURNISHINGS, APPLIANCE GROUP—KIND OF BUSINESS, BY STATE: 1948—Continued

[See text for explanatory material]

Kind of business and merchandise line	Merchandise line sales (Thousand dollars)	Stores reporting merchandise line: Number	Stores reporting merchandise line: Total sales (Thousand dollars)	Merchandise line sales (Thousand dollars)	Stores reporting merchandise line: Number	Stores reporting merchandise line: Total sales (Thousand dollars)	Merchandise line sales (Thousand dollars)	Stores reporting merchandise line: Number	Stores reporting merchandise line: Total sales (Thousand dollars)	Merchandise line sales (Thousand dollars)	Stores reporting merchandise line: Number	Stores reporting merchandise line: Total sales (Thousand dollars)	Merchandise line sales (Thousand dollars)	Stores reporting merchandise line: Number	Stores reporting merchandise line: Total sales (Thousand dollars)
	NEBRASKA			NEVADA			NEW HAMPSHIRE			NEW JERSEY			NEW MEXICO		
HOUSEHOLD APPLIANCE STORES															
Large stores and multiunits—															
Analyzing merchandise line sales, total	15,535	229	...	2,768	16	...	7,534	87	...	68,972	397	...	6,321	60	...
Major household appliances	11,441	228	15,520	1,726	16	2,768	5,603	85	7,487	45,058	382	66,401	4,390	59	6,276
Radios, television sets and parts	665	36	5,148	230	11	2,187	244	16	2,415	10,475	205	41,176	330	12	2,239
Pianos, musical instruments, phonographs	78	7	1,613	...	...	...	...	...	...	60	9	1,744	(1)	3	(x)
Phonograph records	30	7	828	101	5	1,043	(1)	1	(x)	399	29	6,778	152	8	1,718
Housewares (inc. electric)	751	56	6,334	284	13	2,459	529	49	4,112	5,751	224	46,583	328	28	3,167
Cameras, photo equipment and supplies	(1)	2	(x)	...	...	...	(1)	3	(x)	153	9	2,229	...	...	...
Service and repair department	922	109	8,394	296	10	2,003	542	59	4,588	2,536	211	35,994	335	37	4,392
Other sales	1,648	...	...	131	...	...	616	...	...	4,540	...	...	786	...	...
Not analyzing merchandise line sales	471	3	...	282	1	...	...	...	...	1,273	6	...	244	7	...
Small single unit stores	10,889	288	...	600	18	...	3,447	89	...	20,319	528	...	2,467	68	...
	NEW YORK			NORTH CAROLINA			NORTH DAKOTA			OHIO			OKLAHOMA		
Large stores and multiunits—															
Analyzing merchandise line sales, total	162,114	855	...	23,340	217	...	6,637	61	...	71,454	502	...	15,778	135	...
Major household appliances	100,333	804	151,506	16,045	214	23,180	3,928	60	6,514	52,527	488	70,485	11,573	131	15,264
Radios, television sets and parts	21,705	408	90,583	871	72	10,727	221	18	3,055	4,316	213	35,541	642	55	6,369
Pianos, musical instruments, phonographs	424	40	8,532	121	16	1,999	(1)	1	(x)	458	26	4,809	109	13	1,415
Phonograph records	1,011	85	18,899	133	20	2,869	192	7	1,418	635	58	8,261	101	15	1,691
Housewares (inc. electric)	19,627	505	103,401	1,609	130	15,707	413	46	4,856	4,836	237	40,496	1,055	71	9,582
Cameras, photo equipment and supplies	1,900	36	14,531	(1)	4	(x)	(1)	2	(x)	131	6	1,942	(1)	3	(x)
Service and repair department	6,176	337	70,443	1,641	145	16,205	558	47	5,141	3,427	237	41,933	820	85	9,942
Other sales	10,938	...	...	2,920	...	...	1,325	...	...	5,124	...	...	1,478	...	...
Not analyzing merchandise line sales	2,250	13	...	738	4	...	...	...	...	1,301	9	...	89	1	...
Small single unit stores	52,338	1,507	...	12,262	322	...	4,509	130	...	36,459	1,079	...	12,888	340	...
	OREGON			PENNSYLVANIA			RHODE ISLAND			SOUTH CAROLINA			SOUTH DAKOTA		
Large stores and multiunits—															
Analyzing merchandise line sales, total	18,024	127	...	98,542	735	...	7,910	34	...	11,169	98	...	5,306	84	...
Major household appliances	12,926	123	17,541	68,215	718	97,042	6,203	29	7,378	8,153	97	11,047	3,338	83	5,295
Radios, television sets and parts	787	55	9,650	9,481	320	53,827	194	7	799	377	38	4,353	249	22	2,514
Pianos, musical instruments, phonographs	21	5	455	692	52	8,373	(1)	2	(x)	161	8	1,116	(1)	2	(x)
Phonograph records	199	16	2,118	832	85	14,389	(1)	3	(x)	54	7	738	38	7	866
Housewares (inc. electric)	1,467	73	12,002	6,136	355	58,715	845	23	6,141	825	53	6,608	457	59	3,628
Cameras, photo equipment and supplies	140	5	430	200	14	2,371	...	...	...	(1)	1	(x)	(1)	1	(x)
Service and repair department	1,059	56	10,373	4,138	285	43,989	284	19	4,960	330	34	4,337	525	76	4,641
Other sales	1,425	55	7,362	8,848	...	...	384	...	...	1,269	...	...	699	...	...
Not analyzing merchandise line sales	...	...	...	2,933	23	...	174	1	...	358	3	...	606	4	...
Small single unit stores	7,875	186	...	50,391	1,477	...	2,261	57	...	5,161	137	...	6,132	184	...
	TENNESSEE			TEXAS			UTAH			VERMONT			VIRGINIA		
Large stores and multiunits—															
Analyzing merchandise line sales, total	21,213	158	...	85,026	672	...	5,802	55	...	3,878	38	...	22,611	178	...
Major household appliances	14,994	153	20,569	62,589	635	82,201	4,036	51	5,267	2,342	37	3,307	16,565	175	22,385
Radios, television sets and parts	722	69	8,914	2,888	181	36,421	202	27	2,778	122	11	1,588	1,034	79	11,460
Pianos, musical instruments, phonographs	(1)	4	(x)	627	42	7,861	(1)	1	(x)	(1)	1	(x)	90	8	1,155
Phonograph records	39	5	1,116	1,415	65	12,627	39	5	462	...	...	...	244	19	2,736
Housewares (inc. electric)	1,862	93	13,942	4,788	310	34,141	844	38	4,222	765	22	2,475	1,200	95	13,874
Cameras, photo equipment and supplies	(1)	3	(x)	337	6	1,697	...	...	...	(1)	1	(x)	(1)	3	(x)
Service and repair department	697	50	7,209	4,217	393	52,955	403	23	3,082	252	25	2,413	1,361	93	12,381
Other sales	2,899	...	...	8,165	...	...	278	...	...	397	...	...	2,117	...	...
Not analyzing merchandise line sales	2,179	13	...	1,436	11	...	...	...	...	...	...	...	430	3	...
Small single unit stores	12,479	321	...	33,486	903	...	3,180	91	...	2,362	65	...	10,801	277	...
	WASHINGTON			WEST VIRGINIA			WISCONSIN			WYOMING					
Large stores and multiunits—															
Analyzing merchandise line sales, total	22,186	177	...	11,442	134	...	34,745	300	...	4,390	49	...			
Major household appliances	14,171	173	21,083	8,541	132	11,187	22,892	292	33,848	3,089	49	4,390			
Radios, television sets and parts	1,609	81	10,418	353	71	5,753	3,094	117	17,920	179	17	2,022			
Pianos, musical instruments, phonographs	377	25	3,542	(1)	3	(x)	62	11	1,306	(1)	2	(x)			
Phonograph records	221	35	5,178	94	8	1,188	411	22	3,901	6	5	5,540			
Housewares (inc. electric)	2,569	110	14,595	998	80	7,999	3,203	220	24,408	254	17	1,976			
Cameras, photo equipment and supplies	(1)	4	(x)	(1)	1	(x)	(1)	1	(x)	...	...	...			
Service and repair department	1,270	90	10,800	544	79	6,106	2,079	175	20,463	469	18	2,074			
Other sales	1,969	...	...	912	...	...	3,004	...	...	393	...	...			
Not analyzing merchandise line sales	543	3	...	507	4	...	468	4	...	...	...	...			
Small single unit stores	10,855	291	...	7,886	209	...	21,280	636	...	1,787	52	...			

See footnotes at end of table.

Table 20D.—MERCHANDISE LINE SALES OF LARGE STORES AND MULTIUNITS—FURNITURE, FURNISHINGS, APPLIANCE GROUP—KIND OF BUSINESS, BY STATE: 1948—Continued

[See text for explanatory material]

Kind of business and merchandise line	Merchandise line sales (Thousand dollars)	Stores reporting merchandise line: Number	Stores reporting merchandise line: Total sales (Thousand dollars)
	CALIFORNIA		
RADIO STORES			
Large stores and multiunits			
Analyzing merchandise line sales, total	19,410	161	...
Radios, television sets and parts	12,532	161	19,410
Pianos, musical instruments, phonographs	704	28	5,336
Phonograph records	1,447	62	9,115
Major household appliances	2,447	76	11,783
Housewares (inc. electric)	378	53	6,890
Service and repair department	1,079	112	14,002
Other sales	778	...	...
Not analyzing merchandise line sales	93	1	...
Small single unit stores	20,427	905	...
	INDIANA		
Large stores and multiunits			
Analyzing merchandise line sales, total	1,818	17	...
Radios, television sets and parts	1,246	17	1,818
Pianos, musical instruments, phonographs	(1)	3	(x)
Phonograph records	(1)	4	(x)
Major household appliances	124	6	585
Housewares (inc. electric)	78	7	766
Service and repair department	160	12	1,189
Other sales	210	...	...
Not analyzing merchandise line sales	...	...	...
Small single unit stores	2,615	147	...
	NEW JERSEY		
Large stores and multiunits			
Analyzing merchandise line sales, total	25,109	121	...
Radios, television sets and parts	16,039	121	25,109
Pianos, musical instruments, phonographs	284	17	3,984
Phonograph records	568	35	9,498
Major household appliances	4,929	87	19,953
Housewares (inc. electric)	698	62	14,323
Service and repair department	947	61	12,322
Other sales	1,644	...	...
Not analyzing merchandise line sales	205	5	...
Small single unit stores	8,602	264	...
	WISCONSIN		
Large stores and multiunits			
Analyzing merchandise line sales, total	2,955	19	...
Radios, television sets and parts	1,249	19	2,955
Pianos, musical instruments, phonographs	299	10	1,513
Phonograph records	417	14	1,953
Major household appliances	488	11	3,200
Housewares (inc. electric)	104	8	1,744
Service and repair department	144	13	2,224
Other sales	254	...	...
Not analyzing merchandise line sales	...	...	...
Small single unit stores	2,857	118	...

Kind of business and merchandise line	Merchandise line sales (Thousand dollars)	Stores reporting merchandise line: Number	Stores reporting merchandise line: Total sales (Thousand dollars)
	CONNECTICUT		
Large stores and multiunits			
Analyzing merchandise line sales, total	2,864	23	...
Radios, television sets and parts	2,321	23	2,864
Pianos, musical instruments, phonographs	(1)	2	(x)
Phonograph records	62	2	286
Major household appliances	171	6	696
Housewares (inc. electric)	26	5	241
Service and repair department	172	15	1,638
Other sales	112	...	...
Not analyzing merchandise line sales	...	...	...
Small single unit stores	3,279	128	...
	IOWA		
Large stores and multiunits			
Analyzing merchandise line sales, total	1,220	11	...
Radios, television sets and parts	873	11	1,220
Pianos, musical instruments, phonographs	(1)	2	(x)
Phonograph records	142	7	760
Major household appliances	(1)	4	(x)
Housewares (inc. electric)	...	...	...
Service and repair department	65	7	760
Other sales	140	...	...
Not analyzing merchandise line sales	...	...	...
Small single unit stores	2,381	167	...
	NEW YORK		
Large stores and multiunits			
Analyzing merchandise line sales, total	106,713	378	...
Radios, television sets and parts	66,910	378	106,713
Pianos, musical instruments, phonographs	1,291	66	19,591
Phonograph records	3,928	137	44,851
Major household appliances	15,699	237	80,429
Housewares (inc. electric)	4,752	178	62,092
Service and repair department	3,056	201	39,324
Other sales	11,077	...	...
Not analyzing merchandise line sales	267	2	...
Small single unit stores	21,995	806	...
	WISCONSIN		
Large stores and multiunits			
Analyzing merchandise line sales, total	2,955	19	...
Radios, television sets and parts	1,249	19	2,955
Pianos, musical instruments, phonographs	299	10	1,513
Phonograph records	417	14	1,953
Major household appliances	488	11	3,200
Housewares (inc. electric)	104	8	1,744
Service and repair department	144	13	2,224
Other sales	254	...	...
Not analyzing merchandise line sales	...	...	...
Small single unit stores	2,857	118	...

Kind of business and merchandise line	Merchandise line sales (Thousand dollars)	Stores reporting merchandise line: Number	Stores reporting merchandise line: Total sales (Thousand dollars)
	DISTRICT OF COLUMBIA		
Large stores and multiunits			
Analyzing merchandise line sales, total	9,738	24	...
Radios, television sets and parts	6,162	24	9,738
Pianos, musical instruments, phonographs	(1)	1	(x)
Phonograph records	276	17	6,449
Major household appliances	1,706	24	9,738
Housewares (inc. electric)	1,103	18	9,309
Service and repair department	107	10	2,575
Other sales	384	...	...
Not analyzing merchandise line sales	...	...	...
Small single unit stores	1,341	30	...
	MARYLAND		
Large stores and multiunits			
Analyzing merchandise line sales, total	3,531	15	...
Radios, television sets and parts	2,532	15	3,531
Pianos, musical instruments, phonographs	(1)	2	(x)
Phonograph records	40	6	886
Major household appliances	355	8	1,999
Housewares (inc. electric)	156	6	1,316
Service and repair department	(1)	4	(x)
Other sales	448	...	...
Not analyzing merchandise line sales	...	...	...
Small single unit stores	2,814	103	...
	OHIO		
Large stores and multiunits			
Analyzing merchandise line sales, total	8,455	53	...
Radios, television sets and parts	6,102	53	8,455
Pianos, musical instruments, phonographs	264	11	1,678
Phonograph records	344	21	2,658
Major household appliances	1,141	27	4,717
Housewares (inc. electric)	134	17	2,624
Service and repair department	148	23	3,642
Other sales	322	...	...
Not analyzing merchandise line sales	...	...	...
Small single unit stores	6,365	361	...

Kind of business and merchandise line	Merchandise line sales (Thousand dollars)	Stores reporting merchandise line: Number	Stores reporting merchandise line: Total sales (Thousand dollars)
	FLORIDA		
Large stores and multiunits			
Analyzing merchandise line sales, total	677	12	...
Radios, television sets and parts	449	12	677
Pianos, musical instruments, phonographs	(1)	4	(x)
Phonograph records	54	5	327
Major household appliances	(1)	3	(x)
Housewares (inc. electric)	(1)	1	(x)
Service and repair department	64	8	479
Other sales	110	...	...
Not analyzing merchandise line sales	60	1	...
Small single unit stores	2,327	93	...
	MASSACHUSETTS		
Large stores and multiunits			
Analyzing merchandise line sales, total	7,036	52	...
Radios, television sets and parts	4,887	52	7,036
Pianos, musical instruments, phonographs	(1)	4	(x)
Phonograph records	319	17	2,975
Major household appliances	928	29	4,812
Housewares (inc. electric)	94	14	2,506
Service and repair department	461	31	3,823
Other sales	347	...	...
Not analyzing merchandise line sales	...	...	...
Small single unit stores	6,304	233	...
	PENNSYLVANIA		
Large stores and multiunits			
Analyzing merchandise line sales, total	16,394	79	...
Radios, television sets and parts	10,242	79	16,394
Pianos, musical instruments, phonographs	561	16	4,200
Phonograph records	870	28	5,848
Major household appliances	2,678	50	11,109
Housewares (inc. electric)	632	33	7,872
Service and repair department	635	39	8,997
Other sales	726	...	...
Not analyzing merchandise line sales	280	3	...
Small single unit stores	9,829	375	...

Kind of business and merchandise line	Merchandise line sales (Thousand dollars)	Stores reporting merchandise line: Number	Stores reporting merchandise line: Total sales (Thousand dollars)
	ILLINOIS		
Large stores and multiunits			
Analyzing merchandise line sales, total	22,547	90	...
Radios, television sets and parts	15,062	90	22,547
Pianos, musical instruments, phonographs	1,078	10	6,454
Phonograph records	1,459	40	10,005
Major household appliances	2,160	47	8,058
Housewares (inc. electric)	347	32	4,308
Service and repair department	848	58	7,586
Other sales	1,593	...	...
Not analyzing merchandise line sales	93	2	...
Small single unit stores	10,548	411	...
	MICHIGAN		
Large stores and multiunits			
Analyzing merchandise line sales, total	2,734	26	...
Radios, television sets and parts	1,498	26	2,734
Pianos, musical instruments, phonographs	(1)	4	(x)
Phonograph records	225	9	849
Major household appliances	548	13	1,915
Housewares (inc. electric)	(1)	4	(x)
Service and repair department	146	14	1,088
Other sales	317	...	...
Not analyzing merchandise line sales	356	3	...
Small single unit stores	6,023	360	...
	TEXAS		
Large stores and multiunits			
Analyzing merchandise line sales, total	1,166	14	...
Radios, television sets and parts	581	14	1,166
Pianos, musical instruments, phonographs	(1)	3	(x)
Phonograph records	85	6	626
Major household appliances	138	9	919
Housewares (inc. electric)	48	6	678
Service and repair department	103	11	1,017
Other sales	211	...	...
Not analyzing merchandise line sales	...	...	...
Small single unit stores	2,706	131	...

x Withheld to avoid disclosure.
1 Combined with "other sales."

Table 20E.—MERCHANDISE LINE SALES OF LARGE STORES AND MULTIUNITS—FURNITURE, FURNISHINGS, APPLIANCE GROUP—KIND OF BUSINESS, FOR SELECTED STANDARD METROPOLITAN AREAS: 1948

[See text for explanatory material]

Kind of business and merchandise line	Merchandise line sales (Thousand dollars)	Stores reporting merchandise line: Number	Stores reporting merchandise line: Total sales (Thousand dollars)
FURNITURE STORES	AKRON, OHIO		
Large stores and multiunits —			
Analyzing merchandise line sales, total	7,373	21	...
Furniture (household)	3,053	21	7,373
Mattresses, springs, other sleep equipment	534	12	5,619
Office furniture	...	...	...
Floor coverings—soft surface	577	18	6,449
Floor coverings—hard surface	224	17	6,215
Draperies, curtains, upholstery	(1)	2	(x)
China, glassware, crockery	156	6	4,201
Pictures, frames, lamps and shades	91	10	5,018
Pianos, musical instruments, records	(1)	1	(x)
Radios, television sets and parts	420	14	5,564
Major household appliances	1,235	12	5,605
Housewares (inc. electric)	241	13	6,211
Luggage, sporting goods, bicycles, toys	223	7	4,391
Hardware, tools, paint, glass, wallpaper	(1)	1	(x)
Shades, blinds, awnings, tents, flags, banners	...	...	...
Other sales	619	...	...
Not analyzing merchandise line sales	...	...	...
Small single unit stores	514	15	...
	ALBANY-SCHENECTADY-TROY, N.Y.		
Large stores and multiunits —			
Analyzing merchandise line sales, total	13,307	44	...
Furniture (household)	6,376	44	13,307
Mattresses, springs, other sleep equipment	1,155	35	11,417
Office furniture	(1)	4	(x)
Floor coverings—soft surface	821	35	11,913
Floor coverings—hard surface	355	28	9,728
Draperies, curtains, upholstery	858	16	8,212
China, glassware, crockery	197	8	3,278
Pictures, frames, lamps and shades	219	17	6,880
Pianos, musical instruments, records	...	...	...
Radios, television sets and parts	555	32	10,045
Major household appliances	1,554	36	10,431
Housewares (inc. electric)	165	14	5,160
Luggage, sporting goods, bicycles, toys	120	5	2,771
Hardware, tools, paint, glass, wallpaper	(1)	1	(x)
Shades, blinds, awnings, tents, flags, banners	(1)	2	(x)
Other sales	932	...	...
Not analyzing merchandise line sales	594	1	...
Small single unit stores	1,230	30	...
	ALLENTOWN-BETHLEHEM-EASTON, PA.		
Large stores and multiunits —			
Analyzing merchandise line sales, total	12,568	46	...
Furniture (household)	6,716	46	12,568
Mattresses, springs, other sleep equipment	1,183	41	11,120
Office furniture	30	8	2,895
Floor coverings—soft surface	1,266	35	10,177
Floor coverings—hard surface	288	27	6,608
Draperies, curtains, upholstery	238	13	5,260
China, glassware, crockery	(1)	4	(x)
Pictures, frames, lamps and shades	200	29	7,090
Pianos, musical instruments, records	73	9	2,364
Radios, television sets and parts	550	32	9,486
Major household appliances	953	34	9,710
Housewares (inc. electric)	217	22	5,336
Luggage, sporting goods, bicycles, toys	140	10	3,102
Hardware, tools, paint, glass, wallpaper	(1)	4	(x)
Shades, blinds, awnings, tents, flags, banners	82	17	4,209
Other sales	632	...	...
Not analyzing merchandise line sales	1,002	6	...
Small single unit stores	935	27	...
	ATLANTA, GA.		
Large stores and multiunits —			
Analyzing merchandise line sales, total	10,805	48	...
Furniture (household)	5,710	48	10,865
Mattresses, springs, other sleep equipment	1,310	43	10,365
Office furniture	(1)	1	(x)
Floor coverings—soft surface	833	38	9,879
Floor coverings—hard surface	240	29	7,031
Draperies, curtains, upholstery	478	15	5,535
China, glassware, crockery	51	14	3,462
Pictures, frames, lamps and shades	203	31	7,480
Pianos, musical instruments, records	47	7	908
Radios, television sets and parts	531	36	8,084
Major household appliances	1,032	37	8,001
Housewares (inc. electric)	88	19	4,756
Luggage, sporting goods, bicycles, toys	51	11	3,664
Hardware, tools, paint, glass, wallpaper	...	...	...
Shades, blinds, awnings, tents, flags, banners	71	17	3,874
Other sales	160	...	...
Not analyzing merchandise line sales	789	3	...
Small single unit stores	2,430	65	...
	BALTIMORE, MD.		
Large stores and multiunits —			
Analyzing merchandise line sales, total	28,826	87	...
Furniture (household)	15,228	87	28,826
Mattresses, springs, other sleep equipment	2,444	62	24,469
Office furniture	(1)	3	(x)
Floor coverings—soft surface	1,187	59	22,526
Floor coverings—hard surface	627	44	18,325
Draperies, curtains, upholstery	757	33	15,054
China, glassware, crockery	97	10	5,726
Pictures, frames, lamps and shades	272	38	17,073
Pianos, musical instruments, records	108	8	3,737
Radios, television sets and parts	2,011	61	22,974
Major household appliances	3,350	56	22,098
Housewares (inc. electric)	469	32	15,071
Luggage, sporting goods, bicycles, toys	90	11	5,334
Hardware, tools, paint, glass, wallpaper	(1)	1	(x)
Shades, blinds, awnings, tents, flags, banners	69	5	2,170
Other sales	2,111	...	...
Not analyzing merchandise line sales	191	2	...
Small single unit stores	3,315	83	...
	BIRMINGHAM, ALA.		
Large stores and multiunits—			
Analyzing merchandise line sales, total	13,082	48	...
Furniture (household)	7,237	48	13,082
Mattresses, springs, other sleep equipment	1,094	36	10,897
Office furniture	(1)	2	(x)
Floor coverings—soft surface	552	37	11,147
Floor coverings—hard surface	404	37	11,005
Draperies, curtains, upholstery	256	9	4,287
China, glassware, crockery	54	18	4,335
Pictures, frames, lamps and shades	221	32	8,555
Pianos, musical instruments, records	(1)	4	(x)
Radios, television sets and parts	647	41	10,916
Major household appliances	1,860	43	12,292
Housewares (inc. electric)	103	25	6,432
Luggage, sporting goods, bicycles, toys	44	6	2,046
Hardware, tools, paint, glass, wallpaper	...	...	...
Shades, blinds, awnings, tents, flags, banners	135	13	3,853
Other sales	475	...	...
Not analyzing merchandise line sales	667	3	...
Small single unit stores	2,529	66	...
	BOSTON, MASS.		
Large stores and multiunits—			
Analyzing merchandise line sales, total	34,959	14	...
Furniture (household)	20,278	140	34,959
Mattresses, springs, other sleep equipment	3,269	102	27,401
Office furniture	(1)	2	(x)
Floor coverings—soft surface	2,417	101	27,925
Floor coverings—hard surface	766	24	23,114
Draperies, curtains, upholstery	708	18	10,022
China, glassware, crockery	674	14	8,293
Pictures, frames, lamps and shades	501	50	16,433
Pianos, musical instruments, records	241	6	6,634
Radios, television sets and parts	1,213	62	19,500
Major household appliances	2,464	78	24,665
Housewares (inc. electric)	543	34	13,148
Luggage, sporting goods, bicycles, toys	129	9	5,997
Hardware, tools, paint, glass, wallpaper	(1)	3	(x)
Shades, blinds, awnings, tents, flags, banners	28	9	1,320
Other sales	1,242	...	...
Not analyzing merchandise line sales	758	5	...
Small single unit stores	8,801	215	...
	BRIDGEPORT, CONN.		
Large stores and multiunits—			
Analyzing merchandise line sales, total	6,281	18	...
Furniture (household)	4,330	18	6,281
Mattresses, springs, other sleep equipment	273	7	3,765
Office furniture	(1)	2	(x)
Floor coverings—soft surface	326	7	3,307
Floor coverings—hard surface	(1)	4	(x)
Draperies, curtains, upholstery	(1)	2	(x)
China, glassware, crockery	...	...	...
Pictures, frames, lamps and shades	55	6	3,011
Pianos, musical instruments, records	...	...	...
Radios, television sets and parts	269	6	3,723
Major household appliances	721	7	3,943
Housewares (inc. electric)	(1)	3	(x)
Luggage, sporting goods, bicycles, toys	(1)	1	(x)
Hardware, tools, paint, glass, wallpaper	...	...	...
Shades, blinds, awnings, tents, flags, banners	...	...	...
Other sales	337	...	...
Not analyzing merchandise line sales	169	1	...
Small single unit stores	523	16	...
	BUFFALO, N.Y.		
Large stores and multiunits—			
Analyzing merchandise line sales, total	23,274	88	...
Furniture (household)	10,669	88	23,274
Mattresses, springs, other sleep equipment	2,513	73	21,572
Office furniture	92	5	1,523
Floor coverings—soft surface	2,044	69	21,475
Floor coverings—hard surface	658	52	18,227
Draperies, curtains, upholstery	523	17	7,062
China, glassware, crockery	351	15	6,010
Pictures, frames, lamps and shades	613	53	16,971
Pianos, musical instruments, records	138	5	2,752
Radios, television sets and parts	1,164	56	16,586
Major household appliances	3,435	62	18,209
Housewares (inc. electric)	432	39	12,229
Luggage, sporting goods, bicycles, toys	178	13	8,035
Hardware, tools, paint, glass, wallpaper	(1)	2	(x)
Shades, blinds, awnings, tents, flags, banners	8	6	698
Other sales	1,061	...	...
Not analyzing merchandise line sales	242	1	...
Small single unit stores	3,967	109	...
	CANTON, OHIO		
Large stores and multiunits—			
Analyzing merchandise line sales, total	9,437	24	...
Furniture (household)	4,372	24	9,437
Mattresses, springs, other sleep equipment	1,059	20	8,919
Office furniture	(1)	1	(x)
Floor coverings—soft surface	1,461	18	8,364
Floor coverings—hard surface	363	16	7,772
Draperies, curtains, upholstery	558	6	5,864
China, glassware, crockery	(1)	2	(x)
Pictures, frames, lamps and shades	161	15	7,689
Pianos, musical instruments, records	(1)	2	(x)
Radios, television sets and parts	368	15	7,678
Major household appliances	865	15	5,559
Housewares (inc. electric)	97	7	3,270
Luggage, sporting goods, bicycles, toys	(1)	2	(x)
Hardware, tools, paint, glass, wallpaper	...	...	...
Shades, blinds, awnings, tents, flags, banners	(1)	4	(x)
Other sales	433	...	...
Not analyzing merchandise line sales	52	1	...
Small single unit stores	1,240	23	...
	CHATTANOOGA, TENN.		
Large stores and multiunits—			
Analyzing merchandise line sales, total	6,182	28	...
Furniture (household)	3,368	28	6,182
Mattresses, springs, other sleep equipment	672	22	5,270
Office furniture	...	...	...
Floor coverings—soft surface	443	21	5,165
Floor coverings—hard surface	154	18	3,553
Draperies, curtains, upholstery	268	5	2,420
China, glassware, crockery	(1)	3	(x)
Pictures, frames, lamps and shades	25	10	1,746
Pianos, musical instruments, records	51	9	2,094
Radios, television sets and parts	222	20	3,831
Major household appliances	712	23	4,288
Housewares (inc. electric)	45	17	3,508
Luggage, sporting goods, bicycles, toys	(1)	3	(x)
Hardware, tools, paint, glass, wallpaper	...	...	...
Shades, blinds, awnings, tents, flags, banners	19	13	925
Other sales	203	...	...
Not analyzing merchandise line sales	178	1	...
Small single unit stores	1,366	32	...
	CHICAGO, ILL.		
Large stores and multiunits—			
Analyzing merchandise line sales, total	103,804	367	...
Furniture (household)	56,140	367	103,804
Mattresses, springs, other sleep equipment	10,417	265	82,392
Office furniture	515	13	2,683
Floor coverings—soft surface	8,682	237	80,395
Floor coverings—hard surface	1,104	130	42,729
Draperies, curtains, upholstery	2,326	77	33,914
China, glassware, crockery	643	50	27,539
Pictures, frames, lamps and shades	2,375	213	71,880
Pianos, musical instruments, records	114	14	5,631
Radios, television sets and parts	4,823	199	68,575
Major household appliances	10,569	215	71,016
Housewares (inc. electric)	2,117	120	42,755
Luggage, sporting goods, bicycles, toys	522	35	19,732
Hardware, tools, paint, glass, wallpaper	420	14	6,985
Shades, blinds, awnings, tents, flags, banners	211	13	2,752
Other sales	2,826	...	...
Not analyzing merchandise line sales	2,380	11	...
Small single unit stores	15,258	389	...
	CINCINNATI, OHIO		
Large stores and multiunits—			
Analyzing merchandise line sales, total	20,369	76	...
Furniture (household)	9,376	76	20,369
Mattresses, springs, other sleep equipment	1,498	68	16,670
Office furniture	(1)	4	(x)
Floor coverings—soft surface	1,189	61	15,717
Floor coverings—hard surface	475	50	12,145
Draperies, curtains, upholstery	580	22	7,497
China, glassware, crockery	149	16	6,101
Pictures, frames, lamps and shades	673	48	14,273
Pianos, musical instruments, records	141	12	2,477
Radios, television sets and parts	1,214	59	14,814
Major household appliances	3,015	65	16,332
Housewares (inc. electric)	719	37	9,538
Luggage, sporting goods, bicycles, toys	65	15	5,266
Hardware, tools, paint, glass, wallpaper	(1)	2	(x)
Shades, blinds, awnings, tents, flags, banners	22	9	2,312
Other sales	1,253	...	...
Not analyzing merchandise line sales	...	...	...
Small single unit stores	3,602	82	...
	CLEVELAND, OHIO		
Large stores and multiunits—			
Analyzing merchandise line sales, total	34,574	136	...
Furniture (household)	16,190	136	34,574
Mattresses, springs, other sleep equipment	2,825	102	26,977
Office furniture	73	5	1,475
Floor coverings—soft surface	2,378	101	26,602
Floor coverings—hard surface	620	73	20,766
Draperies, curtains, upholstery	1,021	33	13,569
China, glassware, crockery	309	14	9,160
Pictures, frames, lamps and shades	680	82	23,522
Pianos, musical instruments, records	148	12	2,823
Radios, television sets and parts	1,960	100	26,862
Major household appliances	5,576	110	28,139
Housewares (inc. electric)	917	69	20,370
Luggage, sporting goods, bicycles, toys	384	16	9,113
Hardware, tools, paint, glass, wallpaper	102	9	2,961
Shades, blinds, awnings, tents, flags, banners	(1)	4	(x)
Other sales	1,391	...	...
Not analyzing merchandise line sales	...	...	...
Small single unit stores	9,471	127	...
	COLUMBUS, OHIO		
Large stores and multiunits—			
Analyzing merchandise line sales, total	10,790	41	...
Furniture (household)	5,344	41	10,790
Mattresses, springs, other sleep equipment	1,023	32	8,134
Office furniture	(1)	1	(x)
Floor coverings—soft surface	1,225	34	9,890
Floor coverings—hard surface	194	20	6,151
Draperies, curtains, upholstery	213	9	3,943
China, glassware, crockery	(1)	3	(x)
Pictures, frames, lamps and shades	352	22	8,469
Pianos, musical instruments, records	(1)	2	(x)
Radios, television sets and parts	356	27	7,770
Major household appliances	1,267	30	8,464
Housewares (inc. electric)	199	16	5,564
Luggage, sporting goods, bicycles, toys	(1)	1	(x)
Hardware, tools, paint, glass, wallpaper	...	...	...
Shades, blinds, awnings, tents, flags, banners	(1)	1	(x)
Other sales	617	...	...
Not analyzing merchandise line sales	2,141	9	...
Small single unit stores	656	21	...
	DALLAS, TEX.		
Large stores and multiunits—			
Analyzing merchandise line sales, total	9,659	34	...
Furniture (household)	6,062	34	9,659
Mattresses, springs, other sleep equipment	694	22	7,183
Office furniture	(1)	2	(x)
Floor coverings—soft surface	704	21	7,169
Floor coverings—hard surface	138	17	5,153
Draperies, curtains, upholstery	391	9	4,109
China, glassware, crockery	36	5	2,991
Pictures, frames, lamps and shades	195	19	6,480
Pianos, musical instruments, records	(1)	3	(x)
Radios, television sets and parts	326	16	5,408
Major household appliances	808	21	6,548
Housewares (inc. electric)	119	10	3,646
Luggage, sporting goods, bicycles, toys	(1)	2	(x)
Hardware, tools, paint, glass, wallpaper	(1)	1	(x)
Shades, blinds, awnings, tents, flags, banners	7	7	847
Other sales	179	...	...
Not analyzing merchandise line sales	2,757	4	...
Small single unit stores	2,249	65	...
	DAVENPORT, IOWA-ROCK ISLAND-MOLINE, ILL.		
Large stores and multiunits—			
Analyzing merchandise line sales, total	4,372	19	...
Furniture (household)	2,534	19	4,372
Mattresses, springs, other sleep equipment	478	14	3,498
Office furniture	(1)	2	(x)
Floor coverings—soft surface	399	14	3,621
Floor coverings—hard surface	153	13	2,959
Draperies, curtains, upholstery	83	5	1,304
China, glassware, crockery	(1)	4	(x)
Pictures, frames, lamps and shades	52	7	1,738
Pianos, musical instruments, records	(1)	2	(x)
Radios, television sets and parts	93	12	2,723
Major household appliances	360	15	3,674
Housewares (inc. electric)	52	10	2,131
Luggage, sporting goods, bicycles, toys	18	5	1,284
Hardware, tools, paint, glass, wallpaper	...	...	...
Shades, blinds, awnings, tents, flags, banners	(1)	3	(x)
Other sales	150	...	...
Not analyzing merchandise line sales	...	...	...
Small single unit stores	431	10	...
	DAYTON, OHIO		
Large stores and multiunits—			
Analyzing merchandise line sales, total	8,974	36	...
Furniture (household)	4,490	36	8,974
Mattresses, springs, other sleep equipment	891	28	8,171
Office furniture	(1)	2	(x)
Floor coverings—soft surface	764	29	8,437
Floor coverings—hard surface	309	29	8,183
Draperies, curtains, upholstery	190	8	2,696
China, glassware, crockery	(1)	3	(x)
Pictures, frames, lamps and shades	130	16	5,835
Pianos, musical instruments, records	(1)	1	(x)
Radios, television sets and parts	296	23	7,392
Major household appliances	1,304	28	8,299
Housewares (inc. electric)	161	15	5,211
Luggage, sporting goods, bicycles, toys	(1)	4	(x)
Hardware, tools, paint, glass, wallpaper	(1)	2	(x)
Shades, blinds, awnings, tents, flags, banners	25	5	1,491
Other sales	414	...	...
Not analyzing merchandise line sales	372	1	...
Small single unit stores	1,182	24	...
	DENVER, COLO.		
Large stores and multiunits—			
Analyzing merchandise line sales, total	12,069	44	...
Furniture (household)	6,672	44	12,069
Mattresses, springs, other sleep equipment	827	27	9,397
Office furniture	143	6	1,305
Floor coverings—soft surface	1,330	32	10,612
Floor coverings—hard surface	360	23	8,748
Draperies, curtains, upholstery	291	6	4,673
China, glassware, crockery	(1)	4	(x)
Pictures, frames, lamps and shades	123	19	6,967
Pianos, musical instruments, records	(1)	2	(x)
Radios, television sets and parts	238	22	8,135
Major household appliances	1,440	27	9,791
Housewares (inc. electric)	157	16	6,798
Luggage, sporting goods, bicycles, toys	(1)	2	(x)
Hardware, tools, paint, glass, wallpaper	(1)	1	(x)
Shades, blinds, awnings, tents, flags, banners	36	8	4,601
Other sales	452	...	...
Not analyzing merchandise line sales	2,448	6	...
Small single unit stores	1,962	57	...
	DES MOINES, IOWA		
Large stores and multiunits—			
Analyzing merchandise line sales, total	7,887	13	...
Furniture (household)	2,604	13	7,887
Mattresses, springs, other sleep equipment	451	8	7,103
Office furniture	(1)	1	(x)
Floor coverings—soft surface	910	10	7,607
Floor coverings—hard surface	371	6	6,914
Draperies, curtains, upholstery	(1)	3	(x)
China, glassware, crockery	(1)	2	(x)
Pictures, frames, lamps and shades	(1)	4	(x)
Pianos, musical instruments, records	(1)	2	(x)
Radios, television sets and parts	273	8	7,103
Major household appliances	934	10	7,607
Housewares (inc. electric)	346	8	7,103
Luggage, sporting goods, bicycles, toys	(1)	2	(x)
Hardware, tools, paint, glass, wallpaper	...	...	...
Shades, blinds, awnings, tents, flags, banners	(1)	1	(x)
Other sales	1,998	...	...
Not analyzing merchandise line sales	211	1	...
Small single unit stores	447	10	...

See footnotes at end of table.

Table 20E.—MERCHANDISE LINE SALES OF LARGE STORES AND MULTIUNITS—FURNITURE, FURNISHINGS, APPLIANCE GROUP—KIND OF BUSINESS, FOR SELECTED STANDARD METROPOLITAN AREAS: 1948—Continued

[See text for explanatory material]

Kind of business and merchandise line	Merchandise line sales (Thousand dollars)	Stores reporting merchandise line: Number	Stores reporting merchandise line: Total sales (Thousand dollars)
FURNITURE STORES	**DETROIT, MICH.**		
Large stores and multiunits			
Analyzing merchandise line sales, total	47,361	185	...
Furniture (household)	28,388	185	47,361
Mattresses, springs, other sleep equipment	3,183	129	14,316
Office furniture	99	6	2,186
Floor coverings—soft surface	2,932	122	31,373
Floor coverings—hard surface	704	77	20,318
Draperies, curtains, upholstery	462	21	6,701
China, glassware, crockery	41	16	3,503
Pictures, frames, lamps and shades	1,129	105	26,673
Pianos, musical instruments, records	111	18	4,375
Radios, television sets and parts	1,779	119	28,770
Major household appliances	5,356	124	32,757
Housewares (inc electric)	598	49	12,710
Luggage, sporting goods, bicycles, toys	29	12	2,830
Hardware, tools, paint, glass, wallpaper	(1)	3	(x)
Shades, blinds, awnings, tents, flags, banners	7	6	1,055
Other sales	2,543	...	...
Not analyzing merchandise line sales	2,653	15	...
Small single unit stores	8,556	210	...
	DULUTH, MINN.-SUPERIOR, WIS.		
Large stores and multiunits			
Analyzing merchandise line sales, total	5,371	26	...
Furniture (household)	2,241	26	5,371
Mattresses, springs, other sleep equipment	523	22	4,594
Office furniture	(1)	1	(x)
Floor coverings—soft surface	912	22	5,107
Floor coverings—hard surface	172	17	3,615
Draperies, curtains, upholstery	274	9	3,040
China, glassware, crockery	(1)	4	(x)
Pictures, frames, lamps and shades	83	14	3,170
Pianos, musical instruments, records	(1)	1	(x)
Radios, television sets and parts	135	17	4,083
Major household appliances	683	19	4,071
Housewares (inc electric)	102	5	1,806
Luggage, sporting goods, bicycles, toys	(1)	4	(x)
Hardware, tools, paint, glass, wallpaper	(1)	2	(x)
Shades, blinds, awnings, tents, flags, banners	(1)	4	(x)
Other sales	246	...	...
Not analyzing merchandise line sales	...	...	...
Small single unit stores	924	15	...
	ERIE, PA.		
Large stores and multiunits			
Analyzing merchandise line sales, total	4,577	12	...
Furniture (household)	2,396	12	4,577
Mattresses, springs, other sleep equipment	567	10	4,442
Office furniture	...	...	...
Floor coverings—soft surface	394	12	4,577
Floor coverings—hard surface	112	7	3,020
Draperies, curtains, upholstery	(1)	2	(x)
China, glassware, crockery	(1)	2	(x)
Pictures, frames, lamps and shades	75	7	3,034
Pianos, musical instruments, records	...	...	...
Radios, television sets and parts	141	9	3,143
Major household appliances	557	11	4,376
Housewares (inc electric)	121	8	3,929
Luggage, sporting goods, bicycles, toys	(1)	2	(x)
Hardware, tools, paint, glass, wallpaper	...	...	...
Shades, blinds, awnings, tents, flags, banners	(1)	1	(x)
Other sales	214	...	...
Not analyzing merchandise line sales	25	1	...
Small single unit stores	886	20	...
	FLINT, MICH.		
Large stores and multiunits			
Analyzing merchandise line sales, total	4,733	16	...
Furniture (household)	2,558	16	4,793
Mattresses, springs, other sleep equipment	886	12	3,519
Office furniture	...	...	...
Floor coverings—soft surface	360	11	3,224
Floor coverings—hard surface	56	8	2,172
Draperies, curtains, upholstery	...	...	...
China, glassware, crockery	(1)	3	(x)
Pictures, frames, lamps and shades	70	8	1,888
Pianos, musical instruments, records	...	...	...
Radios, television sets and parts	29	7	1,782
Major household appliances	503	9	2,596
Housewares (inc electric)	(1)	3	(x)
Luggage, sporting goods, bicycles, toys	(1)	1	(x)
Hardware, tools, paint, glass, wallpaper	...	...	...
Shades, blinds, awnings, tents, flags, banners	(1)	2	(x)
Other sales	331	...	...
Not analyzing merchandise line sales	...	...	...
Small single unit stores	524	17	...
	FORT WORTH, TEX.		
Large stores and multiunits			
Analyzing merchandise line sales, total	6,719	16	...
Furniture (household)	2,938	16	6,719
Mattresses, springs, other sleep equipment	886	11	5,876
Office furniture	...	...	...
Floor coverings—soft surface	726	12	6,130
Floor coverings—hard surface	103	11	6,028
Draperies, curtains, upholstery	(1)	4	(x)
China, glassware, crockery	(1)	2	(x)
Pictures, frames, lamps and shades	59	5	3,830
Pianos, musical instruments, records	(1)	2	(x)
Radios, television sets and parts	365	11	6,050
Major household appliances	979	11	5,942
Housewares (inc electric)	174	6	4,120
Luggage, sporting goods, bicycles, toys	(1)	2	(x)
Hardware, tools, paint, glass, wallpaper	...	...	...
Shades, blinds, awnings, tents, flags, banners	(1)	3	(x)
Other sales	489	...	...
Not analyzing merchandise line sales	336	2	...
Small single unit stores	986	32	...
	FRESNO, CALIF.		
Large stores and multiunits			
Analyzing merchandise line sales, total	8,259	38	...
Furniture (household)	3,852	38	8,259
Mattresses, springs, other sleep equipment	819	27	6,233
Office furniture	6	5	643
Floor coverings—soft surface	670	31	7,394
Floor coverings—hard surface	179	23	5,414
Draperies, curtains, upholstery	230	18	5,023
China, glassware, crockery	29	7	1,107
Pictures, frames, lamps and shades	109	18	3,201
Pianos, musical instruments, records	36	6	805
Radios, television sets and parts	202	24	5,828
Major household appliances	1,548	31	7,108
Housewares (inc electric)	103	17	2,737
Luggage, sporting goods, bicycles, toys	7	5	923
Hardware, tools, paint, glass, wallpaper	(1)	4	(x)
Shades, blinds, awnings, tents, flags, banners	11	5	587
Other sales	458	...	...
Not analyzing merchandise line sales	247	2	...
Small single unit stores	746	20	...
	GRAND RAPIDS, MICH.		
Large stores and multiunits			
Analyzing merchandise line sales, total	6,661	30	...
Furniture (household)	3,786	30	6,661
Mattresses, springs, other sleep equipment	550	21	5,266
Office furniture	(1)	2	(x)
Floor coverings—soft surface	935	22	5,669
Floor coverings—hard surface	213	17	4,861
Draperies, curtains, upholstery	(1)	4	(x)
China, glassware, crockery	(1)	4	(x)
Pictures, frames, lamps and shades	184	18	4,994
Pianos, musical instruments, records	(1)	3	(x)
Radios, television sets and parts	151	14	4,419
Major household appliances	427	18	4,989
Housewares (inc electric)	34	6	1,239
Luggage, sporting goods, bicycles, toys	(1)	1	(x)
Hardware, tools, paint, glass, wallpaper	...	...	...
Shades, blinds, awnings, tents, flags, banners	(1)	1	(x)
Other sales	381	...	...
Not analyzing merchandise line sales	140	1	...
Small single unit stores	956	31	...
	HARRISBURG, PA.		
Large stores and multiunits			
Analyzing merchandise line sales, total	7,254	24	...
Furniture (household)	3,782	24	7,254
Mattresses, springs, other sleep equipment	637	23	6,985
Office furniture	(1)	1	(x)
Floor coverings—soft surface	617	23	7,146
Floor coverings—hard surface	197	21	6,680
Draperies, curtains, upholstery	197	6	3,416
China, glassware, crockery	36	5	1,535
Pictures, frames, lamps and shades	159	14	5,449
Pianos, musical instruments, records	(1)	1	(x)
Radios, television sets and parts	278	19	6,475
Major household appliances	934	17	6,026
Housewares (inc electric)	79	12	4,657
Luggage, sporting goods, bicycles, toys	(1)	2	(x)
Hardware, tools, paint, glass, wallpaper	(1)	1	(x)
Shades, blinds, awnings, tents, flags, banners	34	9	1,607
Other sales	304	...	...
Not analyzing merchandise line sales	...	...	...
Small single unit stores	640	16	...
	HARTFORD, CONN.		
Large stores and multiunits			
Analyzing merchandise line sales, total	6,220	28	...
Furniture (household)	3,627	28	6,220
Mattresses, springs, other sleep equipment	533	20	4,805
Office furniture	...	...	...
Floor coverings—soft surface	279	19	4,755
Floor coverings—hard surface	46	6	1,698
Draperies, curtains, upholstery	140	5	1,465
China, glassware, crockery	(1)	3	(x)
Pictures, frames, lamps and shades	100	12	3,406
Pianos, musical instruments, records	44	6	1,535
Radios, television sets and parts	149	12	3,186
Major household appliances	682	16	4,212
Housewares (inc electric)	200	9	2,583
Luggage, sporting goods, bicycles, toys	(1)	1	(x)
Hardware, tools, paint, glass, wallpaper	...	...	...
Shades, blinds, awnings, tents, flags, banners	...	...	...
Other sales	420	...	...
Not analyzing merchandise line sales	393	1	...
Small single unit stores	1,232	30	...
	HUNTINGTON, W.VA.-ASHLAND, KY.		
Large stores and multiunits			
Analyzing merchandise line sales, total	4,878	18	...
Furniture (household)	2,315	18	4,878
Mattresses, springs, other sleep equipment	326	11	3,330
Office furniture	(1)	1	(x)
Floor coverings—soft surface	352	11	3,280
Floor coverings—hard surface	45	8	2,025
Draperies, curtains, upholstery	120	7	2,382
China, glassware, crockery	11	5	1,963
Pictures, frames, lamps and shades	37	11	3,070
Pianos, musical instruments, records	43	5	1,657
Radios, television sets and parts	248	11	3,156
Major household appliances	990	15	4,285
Housewares (inc electric)	110	13	3,679
Luggage, sporting goods, bicycles, toys	(1)	2	(x)
Hardware, tools, paint, glass, wallpaper	(1)	2	(x)
Shades, blinds, awnings, tents, flags, banners	(1)	3	(x)
Other sales	281	...	...
Not analyzing merchandise line sales	276	2	...
Small single unit stores	1,060	30	...
	INDIANAPOLIS, IND.		
Large stores and multiunits			
Analyzing merchandise line sales, total	18,507	57	...
Furniture (household)	8,442	57	18,507
Mattresses, springs, other sleep equipment	1,283	34	12,419
Office furniture	(1)	2	(x)
Floor coverings—soft surface	1,717	35	13,793
Floor coverings—hard surface	380	33	12,023
Draperies, curtains, upholstery	691	13	8,541
China, glassware, crockery	(1)	4	(x)
Pictures, frames, lamps and shades	689	28	11,097
Pianos, musical instruments, records	711	7	2,161
Radios, television sets and parts	724	37	13,801
Major household appliances	2,986	45	17,353
Housewares (inc electric)	324	23	11,026
Luggage, sporting goods, bicycles, toys	(1)	2	(x)
Hardware, tools, paint, glass, wallpaper	(1)	4	(x)
Shades, blinds, awnings, tents, flags, banners	(1)	3	(x)
Other sales	560	...	...
Not analyzing merchandise line sales	174	1	...
Small single unit stores	1,978	42	...
	JACKSONVILLE, FLA.		
Large stores and multiunits			
Analyzing merchandise line sales, total	4,807	20	...
Furniture (household)	2,923	20	4,807
Mattresses, springs, other sleep equipment	591	16	4,399
Office furniture	...	...	...
Floor coverings—soft surface	216	14	3,919
Floor coverings—hard surface	153	14	4,129
Draperies, curtains, upholstery	210	9	2,477
China, glassware, crockery	59	5	1,974
Pictures, frames, lamps and shades	78	10	2,948
Pianos, musical instruments, records	(1)	1	(x)
Radios, television sets and parts	106	12	3,593
Major household appliances	218	13	3,660
Housewares (inc electric)	24	8	2,097
Luggage, sporting goods, bicycles, toys	75	10	3,235
Hardware, tools, paint, glass, wallpaper	(1)	1	(x)
Shades, blinds, awnings, tents, flags, banners	48	10	3,321
Other sales	106	...	...
Not analyzing merchandise line sales	785	1	...
Small single unit stores	2,019	43	...
	JOHNSTOWN, PA.		
Large stores and multiunits			
Analyzing merchandise line sales, total	6,453	19	...
Furniture (household)	3,194	19	6,453
Mattresses, springs, other sleep equipment	517	16	5,880
Office furniture	...	...	...
Floor coverings—soft surface	479	13	5,145
Floor coverings—hard surface	234	17	6,000
Draperies, curtains, upholstery	278	9	3,716
China, glassware, crockery	30	8	2,539
Pictures, frames, lamps and shades	53	9	3,746
Pianos, musical instruments, records	(1)	2	(x)
Radios, television sets and parts	246	16	5,639
Major household appliances	1,056	15	5,534
Housewares (inc electric)	49	8	3,504
Luggage, sporting goods, bicycles, toys	43	7	1,972
Hardware, tools, paint, glass, wallpaper	(1)	3	(x)
Shades, blinds, awnings, tents, flags, banners	(1)	3	(x)
Other sales	274	...	...
Not analyzing merchandise line sales	333	1	...
Small single unit stores	476	9	...
	KANSAS CITY, MO.		
Large stores and multiunits			
Analyzing merchandise line sales, total	18,001	37	...
Furniture (household)	8,282	37	18,001
Mattresses, springs, other sleep equipment	992	22	12,010
Office furniture	(1)	4	(x)
Floor coverings—soft surface	2,249	27	16,177
Floor coverings—hard surface	177	22	12,410
Draperies, curtains, upholstery	1,331	10	12,062
China, glassware, crockery	345	11	12,445
Pictures, frames, lamps and shades	396	24	15,793
Pianos, musical instruments, records	67	8	7,616
Radios, television sets and parts	476	22	14,688
Major household appliances	2,013	25	15,695
Housewares (inc electric)	505	17	12,210
Luggage, sporting goods, bicycles, toys	84	7	7,312
Hardware, tools, paint, glass, wallpaper	193	5	4,331
Shades, blinds, awnings, tents, flags, banners	(1)	3	(x)
Other sales	891	...	...
Not analyzing merchandise line sales	481	2	...
Small single unit stores	2,371	74	...
	KNOXVILLE, TENN.		
Large stores and multiunits			
Analyzing merchandise line sales, total	8,908	29	...
Furniture (household)	3,887	29	8,908
Mattresses, springs, other sleep equipment	452	22	6,827
Office furniture	(1)	2	(x)
Floor coverings—soft surface	378	17	6,172
Floor coverings—hard surface	235	18	6,190
Draperies, curtains, upholstery	(1)	1	(x)
China, glassware, crockery	(1)	2	(x)
Pictures, frames, lamps and shades	82	16	5,594
Pianos, musical instruments, records	(1)	3	(x)
Radios, television sets and parts	578	21	7,018
Major household appliances	2,334	24	7,730
Housewares (inc electric)	320	16	6,228
Luggage, sporting goods, bicycles, toys	24	5	1,412
Hardware, tools, paint, glass, wallpaper	(1)	1	(x)
Shades, blinds, awnings, tents, flags, banners	17	8	1,948
Other sales	601	...	...
Not analyzing merchandise line sales	163	1	...
Small single unit stores	2,073	44	...
	LANCASTER, PA.		
Large stores and multiunits			
Analyzing merchandise line sales, total	4,804	20	...
Furniture (household)	2,377	20	4,804
Mattresses, springs, other sleep equipment	514	14	3,947
Office furniture	(1)	2	(x)
Floor coverings—soft surface	439	14	3,947
Floor coverings—hard surface	45	8	2,619
Draperies, curtains, upholstery	94	5	2,408
China, glassware, crockery	(1)	4	(x)
Pictures, frames, lamps and shades	109	8	2,640
Pianos, musical instruments, records	(1)	2	(x)
Radios, television sets and parts	114	7	2,493
Major household appliances	422	11	3,126
Housewares (inc electric)	56	7	2,262
Luggage, sporting goods, bicycles, toys	(1)	4	(x)
Hardware, tools, paint, glass, wallpaper	(1)	2	(x)
Shades, blinds, awnings, tents, flags, banners	[illegible]	[illegible]	[illegible]
Other sales	[illegible]	...	...
Not analyzing merchandise line sales	[illegible]	5	...
Small single unit stores	[illegible]	17	...
	LOS ANGELES, CALIF.		
Large stores and multiunits			
Analyzing merchandise line sales, total	126,753	523	...
Furniture (household)	65,809	523	126,753
Mattresses, springs, other sleep equipment	8,927	352	90,807
Office furniture	104	18	3,178
Floor coverings—soft surface	13,467	360	104,103
Floor coverings—hard surface	1,369	177	58,191
Draperies, curtains, upholstery	4,873	146	63,365
China, glassware, crockery	1,629	49	40,215
Pictures, frames, lamps and shades	2,502	264	80,121
Pianos, musical instruments, records	882	25	31,084
Radios, television sets and parts	5,206	259	81,318
Major household appliances	15,814	323	97,734
Housewares (inc electric)	2,216	160	58,707
Luggage, sporting goods, bicycles, toys	135	29	6,426
Hardware, tools, paint, glass, wallpaper	453	19	25,493
Shades, blinds, awnings, tents, flags, banners	365	36	30,477
Other sales	3,002	...	...
Not analyzing merchandise line sales	2,594	23	...
Small single unit stores	23,943	678	...
	LOUISVILLE, KY.		
Large stores and multiunits			
Analyzing merchandise line sales, total	13,100	35	...
Furniture (household)	6,053	35	13,100
Mattresses, springs, other sleep equipment	1,276	27	11,238
Office furniture	(1)	2	(x)
Floor coverings—soft surface	1,108	34	12,950
Floor coverings—hard surface	379	28	9,267
Draperies, curtains, upholstery	342	11	4,967
China, glassware, crockery	61	7	2,367
Pictures, frames, lamps and shades	221	26	10,298
Pianos, musical instruments, records	(1)	2	(x)
Radios, television sets and parts	584	29	10,862
Major household appliances	2,006	30	11,307
Housewares (inc electric)	407	20	8,840
Luggage, sporting goods, bicycles, toys	60	9	4,159
Hardware, tools, paint, glass, wallpaper	(1)	2	(x)
Shades, blinds, awnings, tents, flags, banners	48	11	4,809
Other sales	535	...	...
Not analyzing merchandise line sales	256	1	...
Small single unit stores	1,997	54	...
	MEMPHIS, TENN.		
Large stores and multiunits			
Analyzing merchandise line sales, total	9,598	53	...
Furniture (household)	5,598	53	9,598
Mattresses, springs, other sleep equipment	1,086	42	7,675
Office furniture	(1)	1	(x)
Floor coverings—soft surface	599	33	7,272
Floor coverings—hard surface	267	32	6,334
Draperies, curtains, upholstery	225	12	3,196
China, glassware, crockery	31	6	1,457
Pictures, frames, lamps and shades	192	23	5,502
Pianos, musical instruments, records	(1)	2	(x)
Radios, television sets and parts	278	29	6,555
Major household appliances	584	17	5,844
Housewares (inc electric)	278	25	4,496
Luggage, sporting goods, bicycles, toys	29	5	2,119
Hardware, tools, paint, glass, wallpaper	(1)	2	(x)
Shades, blinds, awnings, tents, flags, banners	11	5	1,544
Other sales	420	...	...
Not analyzing merchandise line sales	527	2	...
Small single unit stores	2,110	63	...
	MIAMI, FLA.		
Large stores and multiunits			
Analyzing merchandise line sales, total	13,065	52	...
Furniture (household)	9,083	52	13,065
Mattresses, springs, other sleep equipment	1,361	29	7,763
Office furniture	(1)	1	(x)
Floor coverings—soft surface	542	27	9,178
Floor coverings—hard surface	157	11	3,760
Draperies, curtains, upholstery	332	15	5,500
China, glassware, crockery	102	10	4,191
Pictures, frames, lamps and shades	270	25	7,011
Pianos, musical instruments, records	...	...	...
Radios, television sets and parts	113	7	3,508
Major household appliances	388	12	4,390
Housewares (inc electric)	87	7	3,202
Luggage, sporting goods, bicycles, toys	53	6	3,011
Hardware, tools, paint, glass, wallpaper	...	...	...
Shades, blinds, awnings, tents, flags, banners	(1)	4	(x)
Other sales	577	...	...
Not analyzing merchandise line sales	...	...	...
Small single unit stores	2,960	64	...

Table 20E.—MERCHANDISE LINE SALES OF LARGE STORES AND MULTIUNITS—FURNITURE, FURNISHINGS, APPLIANCE GROUP—KIND OF BUSINESS, FOR SELECTED STANDARD METROPOLITAN AREAS: 1948—Continued

[See text for explanatory material]

Kind of business and merchandise line	Merchandise line sales (Thousand dollars)	Stores reporting merchandise line: Number	Stores reporting merchandise line: Total sales (Thousand dollars)
FURNITURE STORES	MILWAUKEE, WIS.		
Large stores and multiunits—			
Analyzing merchandise line sales, total	17,365	52	...
Furniture (household)	9,943	52	17,365
Mattresses, springs, other sleep equipment	1,381	35	12,962
Office furniture	(1)	1	(x)
Floor coverings—soft surface	1,533	32	12,387
Floor coverings—hard surface	81	13	5,726
Draperies, curtains, upholstery	283	11	5,163
China, glassware, crockery	100	7	4,298
Pictures, frames, lamps and shades	320	25	10,594
Pianos, musical instruments, records	(1)	1	(x)
Radios, television sets and parts	781	24	11,082
Major household appliances	1,828	27	11,631
Housewares (inc. electric)	194	17	8,925
Luggage, sporting goods, bicycles, toys	(1)	1	(x)
Hardware, tools, paint, glass, wallpaper	(1)	1	(x)
Shades, blinds, awnings, tents, flags, banners	...	...	...
Other sales	921	...	...
Not analyzing merchandise line sales	...	...	...
Small single unit stores	2,784	60	...
	MINNEAPOLIS-ST. PAUL, MINN.		
Large stores and multiunits—			
Analyzing merchandise line sales, total	26,174	56	...
Furniture (household)	10,113	56	26,174
Mattresses, springs, other sleep equipment	2,583	48	24,966
Office furniture	(1)	4	(x)
Floor coverings—soft surface	2,804	45	24,331
Floor coverings—hard surface	398	32	20,765
Draperies, curtains, upholstery	746	13	14,938
China, glassware, crockery	439	16	17,465
Pictures, frames, lamps and shades	446	40	20,933
Pianos, musical instruments, records	199	6	10,932
Radios, television sets and parts	1,068	36	22,510
Major household appliances	4,497	41	23,799
Housewares (inc. electric)	611	29	20,781
Luggage, sporting goods, bicycles, toys	463	10	15,982
Hardware, tools, paint, glass, wallpaper	(1)	3	(x)
Shades, blinds, awnings, tents, flags, banners	23	8	1,270
Other sales	1,784	...	...
Not analyzing merchandise line sales	471	2	...
Small single unit stores	3,536	79	...
	MOBILE, ALA.		
Large stores and multiunits—			
Analyzing merchandise line sales, total	2,990	16	...
Furniture (household)	1,379	16	2,990
Mattresses, springs, other sleep equipment	394	14	2,920
Office furniture	...	...	...
Floor coverings—soft surface	125	10	2,726
Floor coverings—hard surface	75	14	2,565
Draperies, curtains, upholstery	(1)	3	(x)
China, glassware, crockery	7	5	1,180
Pictures, frames, lamps and shades	57	11	2,490
Pianos, musical instruments, records	(1)	1	(x)
Radios, television sets and parts	139	13	2,791
Major household appliances	524	13	2,791
Housewares (inc. electric)	47	11	2,313
Luggage, sporting goods, bicycles, toys	(1)	4	(x)
Hardware, tools, paint, glass, wallpaper	...	...	...
Shades, blinds, awnings, tents, flags, banners	17	7	1,737
Other sales	226	...	...
Not analyzing merchandise line sales	551	2	...
Small single unit stores	1,241	32	...
	NASHVILLE, TENN.		
Large stores and multiunits—			
Analyzing merchandise line sales, total	9,168	28	...
Furniture (household)	5,140	28	9,168
Mattresses, springs, other sleep equipment	1,132	23	8,503
Office furniture	...	...	...
Floor coverings—soft surface	364	18	6,351
Floor coverings—hard surface	409	17	6,640
Draperies, curtains, upholstery	(1)	3	(x)
China, glassware, crockery	36	6	2,360
Pictures, frames, lamps and shades	126	16	5,357
Pianos, musical instruments, records	...	...	...
Radios, television sets and parts	396	23	8,378
Major household appliances	1,206	23	8,400
Housewares (inc. electric)	140	12	3,981
Luggage, sporting goods, bicycles, toys	12	5	1,230
Hardware, tools, paint, glass, wallpaper	(1)	2	(x)
Shades, blinds, awnings, tents, flags, banners	(1)	2	(x)
Other sales	207	...	...
Not analyzing merchandise line sales	...	...	...
Small single unit stores	1,018	22	...
	NEW HAVEN, CONN.		
Large stores and multiunits—			
Analyzing merchandise line sales, total	6,247	19	...
Furniture (household)	3,615	19	6,247
Mattresses, springs, other sleep equipment	625	12	4,870
Office furniture	...	...	...
Floor coverings—soft surface	414	12	4,734
Floor coverings—hard surface	128	9	4,131
Draperies, curtains, upholstery	(1)	4	(x)
China, glassware, crockery	(1)	1	(x)
Pictures, frames, lamps and shades	70	5	1,871
Pianos, musical instruments, records	(1)	1	(x)
Radios, television sets and parts	165	9	4,161
Major household appliances	757	16	5,374
Housewares (inc. electric)	(1)	4	(x)
Luggage, sporting goods, bicycles, toys	(1)	3	(x)
Hardware, tools, paint, glass, wallpaper	(1)	1	(x)
Shades, blinds, awnings, tents, flags, banners	(1)	2	(x)
Other sales	473	...	...
Not analyzing merchandise line sales	488	1	...
Small single unit stores	1,344	35	...
	NEW ORLEANS, LA.		
Large stores and multiunits—			
Analyzing merchandise line sales, total	17,282	61	...
Furniture (household)	8,589	61	17,282
Mattresses, springs, other sleep equipment	1,938	46	13,844
Office furniture	(1)	3	(x)
Floor coverings—soft surface	402	38	13,965
Floor coverings—hard surface	369	33	12,179
Draperies, curtains, upholstery	135	17	5,634
China, glassware, crockery	130	10	5,220
Pictures, frames, lamps and shades	171	28	9,600
Pianos, musical instruments, records	(1)	2	(x)
Radios, television sets and parts	993	47	14,548
Major household appliances	3,495	50	15,383
Housewares (inc. electric)	434	35	11,515
Luggage, sporting goods, bicycles, toys	57	12	3,946
Hardware, tools, paint, glass, wallpaper	(1)	1	(x)
Shades, blinds, awnings, tents, flags, banners	176	22	7,648
Other sales	393	...	...
Not analyzing merchandise line sales	...	...	...
Small single unit stores	2,329	53	...
	NEW YORK-NORTHEASTERN NEW JERSEY		
Large stores and multiunits—			
Analyzing merchandise line sales, total	211,952	759	...
Furniture (household)	133,242	759	211,952
Mattresses, springs, other sleep equipment	17,945	456	126,674
Office furniture	2,610	30	20,040
Floor coverings—soft surface	10,366	327	117,622
Floor coverings—hard surface	2,949	220	79,935
Draperies, curtains, upholstery	6,481	144	70,193
China, glassware, crockery	1,116	69	37,046
Pictures, frames, lamps and shades	4,291	275	100,814
Pianos, musical instruments, records	970	39	25,410
Radios, television sets and parts	9,073	245	102,556
Major household appliances	11,404	240	90,992
Housewares (inc. electric)	1,803	123	61,996
Luggage, sporting goods, bicycles, toys	1,143	62	31,539
Hardware, tools, paint, glass, wallpaper	180	9	2,935
Shades, blinds, awnings, tents, flags, banners	325	27	5,720
Other sales	8,054	...	...
Not analyzing merchandise line sales	9,558	50	...
Small single unit stores	50,362	1,380	...
	NORFOLK-PORTSMOUTH, VA.		
Large stores and multiunits—			
Analyzing merchandise line sales, total	8,916	33	...
Furniture (household)	5,018	33	8,916
Mattresses, springs, other sleep equipment	861	28	7,286
Office furniture	(1)	1	(x)
Floor coverings—soft surface	450	26	7,454
Floor coverings—hard surface	199	20	4,713
Draperies, curtains, upholstery	52	10	2,624
China, glassware, crockery	174	9	4,208
Pictures, frames, lamps and shades	240	24	6,295
Pianos, musical instruments, records	(1)	1	(x)
Radios, television sets and parts	547	29	7,533
Major household appliances	932	25	6,711
Housewares (inc. electric)	274	11	2,681
Luggage, sporting goods, bicycles, toys	36	7	1,864
Hardware, tools, paint, glass, wallpaper	...	...	...
Shades, blinds, awnings, tents, flags, banners	20	7	1,291
Other sales	113	...	...
Not analyzing merchandise line sales	1,462	5	...
Small single unit stores	2,274	53	...
	OKLAHOMA CITY, OKLA.		
Large stores and multiunits—			
Analyzing merchandise line sales, total	9,956	25	...
Furniture (household)	5,320	25	9,956
Mattresses, springs, other sleep equipment	354	18	5,596
Office furniture	...	...	...
Floor coverings—soft surface	1,462	22	9,612
Floor coverings—hard surface	111	14	4,324
Draperies, curtains, upholstery	360	6	3,827
China, glassware, crockery	(1)	2	(x)
Pictures, frames, lamps and shades	201	14	7,143
Pianos, musical instruments, records	(1)	2	(x)
Radios, television sets and parts	276	18	7,652
Major household appliances	1,075	21	8,932
Housewares (inc. electric)	108	11	3,317
Luggage, sporting goods, bicycles, toys	139	5	2,809
Hardware, tools, paint, glass, wallpaper	(1)	2	(x)
Shades, blinds, awnings, tents, flags, banners	(1)	3	(x)
Other sales	550	...	...
Not analyzing merchandise line sales	344	2	...
Small single unit stores	1,334	47	...
	OMAHA, NEBR.		
Large stores and multiunits—			
Analyzing merchandise line sales, total	12,551	14	...
Furniture (household)	5,330	14	12,551
Mattresses, springs, other sleep equipment	588	11	12,061
Office furniture	(1)	4	(x)
Floor coverings—soft surface	1,827	11	12,031
Floor coverings—hard surface	236	10	11,881
Draperies, curtains, upholstery	828	7	11,126
China, glassware, crockery	(1)	4	(x)
Pictures, frames, lamps and shades	206	6	8,948
Pianos, musical instruments, records	(1)	1	(x)
Radios, television sets and parts	280	9	11,467
Major household appliances	1,061	10	12,086
Housewares (inc. electric)	489	7	10,491
Luggage, sporting goods, bicycles, toys	(1)	3	(x)
Hardware, tools, paint, glass, wallpaper	(1)	3	(x)
Shades, blinds, awnings, tents, flags, banners	...	...	...
Other sales	1,706	...	...
Not analyzing merchandise line sales	...	...	...
Small single unit stores	1,420	35	...
	PEORIA, ILL.		
Large stores and multiunits—			
Analyzing merchandise line sales, total	6,232	19	...
Furniture (household)	3,189	19	6,232
Mattresses, springs, other sleep equipment	584	16	4,110
Office furniture	(1)	2	(x)
Floor coverings—soft surface	483	17	6,050
Floor coverings—hard surface	339	14	5,338
Draperies, curtains, upholstery	121	8	3,689
China, glassware, crockery	(1)	2	(x)
Pictures, frames, lamps and shades	59	10	2,356
Pianos, musical instruments, records	(1)	2	(x)
Radios, television sets and parts	262	10	4,754
Major household appliances	1,052	13	5,205
Housewares (inc. electric)	37	6	1,543
Luggage, sporting goods, bicycles, toys	(1)	2	(x)
Hardware, tools, paint, glass, wallpaper	...	...	...
Shades, blinds, awnings, tents, flags, banners	21	5	1,351
Other sales	85	...	...
Not analyzing merchandise line sales	...	...	...
Small single unit stores	646	14	...
	PHILADELPHIA, PA.		
Large stores and multiunits—			
Analyzing merchandise line sales, total	61,784	256	...
Furniture (household)	33,136	256	61,784
Mattresses, springs, other sleep equipment	3,391	151	43,105
Office furniture	344	7	5,116
Floor coverings—soft surface	3,538	148	43,386
Floor coverings—hard surface	1,240	102	30,044
Draperies, curtains, upholstery	1,363	53	20,919
China, glassware, crockery	385	38	10,967
Pictures, frames, lamps and shades	880	98	29,527
Pianos, musical instruments, records	252	20	6,022
Radios, television sets and parts	4,197	145	39,774
Major household appliances	6,942	164	43,163
Housewares (inc. electric)	1,122	88	26,536
Luggage, sporting goods, bicycles, toys	551	39	14,432
Hardware, tools, paint, glass, wallpaper	434	6	1,683
Shades, blinds, awnings, tents, flags, banners	316	40	8,498
Other sales	3,693	...	...
Not analyzing merchandise line sales	2,276	21	...
Small single unit stores	16,519	435	...
	PHOENIX, ARIZ.		
Large stores and multiunits—			
Analyzing merchandise line sales, total	8,789	23	...
Furniture (household)	3,879	23	8,789
Mattresses, springs, other sleep equipment	356	10	3,124
Office furniture	(1)	1	(x)
Floor coverings—soft surface	974	12	6,589
Floor coverings—hard surface	288	8	4,155
Draperies, curtains, upholstery	417	10	6,376
China, glassware, crockery	223	5	4,047
Pictures, frames, lamps and shades	123	9	4,751
Pianos, musical instruments, records	(1)	1	(x)
Radios, television sets and parts	249	10	5,107
Major household appliances	1,676	14	7,035
Housewares (inc. electric)	210	10	5,072
Luggage, sporting goods, bicycles, toys	(1)	1	(x)
Hardware, tools, paint, glass, wallpaper	(1)	3	(x)
Shades, blinds, awnings, tents, flags, banners	(1)	3	(x)
Other sales	394	...	...
Not analyzing merchandise line sales	1,369	7	...
Small single unit stores	1,612	36	...
	PITTSBURGH, PA.		
Large stores and multiunits—			
Analyzing merchandise line sales, total	46,255	133	...
Furniture (household)	21,790	133	46,255
Mattresses, springs, other sleep equipment	3,308	99	38,438
Office furniture	267	9	5,665
Floor coverings—soft surface	3,942	101	40,815
Floor coverings—hard surface	1,603	94	37,598
Draperies, curtains, upholstery	1,783	48	28,423
China, glassware, crockery	347	34	21,989
Pictures, frames, lamps and shades	677	66	27,411
Pianos, musical instruments, records	168	14	11,011
Radios, television sets and parts	1,986	99	39,484
Major household appliances	7,466	108	41,343
Housewares (inc. electric)	1,009	73	33,223
Luggage, sporting goods, bicycles, toys	320	30	18,176
Hardware, tools, paint, glass, wallpaper	287	15	4,611
Shades, blinds, awnings, tents, flags, banners	214	26	12,191
Other sales	1,088	...	...
Not analyzing merchandise line sales	5,101	17	...
Small single unit stores	5,258	108	...
	PORTLAND, OREG.		
Large stores and multiunits—			
Analyzing merchandise line sales, total	16,092	59	...
Furniture (household)	6,925	59	16,092
Mattresses, springs, other sleep equipment	1,603	46	13,349
Office furniture	(1)	2	(x)
Floor coverings—soft surface	1,434	48	14,634
Floor coverings—hard surface	386	42	13,151
Draperies, curtains, upholstery	90	15	5,417
China, glassware, crockery	69	15	4,036
Pictures, frames, lamps and shades	209	32	9,313
Pianos, musical instruments, records	70	8	2,883
Radios, television sets and parts	604	37	11,900
Major household appliances	3,376	51	14,011
Housewares (inc. electric)	546	34	9,387
Luggage, sporting goods, bicycles, toys	39	11	2,635
Hardware, tools, paint, glass, wallpaper	240	9	1,963
Shades, blinds, awnings, tents, flags, banners	44	13	2,537
Other sales	457	...	...
Not analyzing merchandise line sales	1,550	8	...
Small single unit stores	1,886	54	...
	PROVIDENCE, R.I.		
Large stores and multiunits—			
Analyzing merchandise line sales, total	13,000	71	...
Furniture (household)	7,865	71	13,000
Mattresses, springs, other sleep equipment	1,093	47	9,359
Office furniture	(1)	2	(x)
Floor coverings—soft surface	464	46	9,029
Floor coverings—hard surface	523	44	8,821
Draperies, curtains, upholstery	110	6	697
China, glassware, crockery	259	7	1,625
Pictures, frames, lamps and shades	155	33	5,527
Pianos, musical instruments, records	50	5	1,079
Radios, television sets and parts	245	32	6,402
Major household appliances	1,241	46	8,603
Housewares (inc. electric)	327	25	4,176
Luggage, sporting goods, bicycles, toys	20	8	1,341
Hardware, tools, paint, glass, wallpaper	169	6	1,235
Shades, blinds, awnings, tents, flags, banners	28	10	1,582
Other sales	451	...	...
Not analyzing merchandise line sales	2,190	12	...
Small single unit stores	4,695	123	...
	READING, PA.		
Large stores and multiunits—			
Analyzing merchandise line sales, total	5,120	18	...
Furniture (household)	2,522	18	5,120
Mattresses, springs, other sleep equipment	582	18	5,120
Office furniture	(1)	3	(x)
Floor coverings—soft surface	523	17	4,978
Floor coverings—hard surface	278	15	4,673
Draperies, curtains, upholstery	(1)	3	(x)
China, glassware, crockery	...	...	...
Pictures, frames, lamps and shades	92	11	3,546
Pianos, musical instruments, records	...	...	...
Radios, television sets and parts	158	11	4,048
Major household appliances	301	11	3,988
Housewares (inc. electric)	(1)	4	(x)
Luggage, sporting goods, bicycles, toys	(1)	3	(x)
Hardware, tools, paint, glass, wallpaper	...	...	...
Shades, blinds, awnings, tents, flags, banners	(1)	4	(x)
Other sales	664	...	...
Not analyzing merchandise line sales	116	1	...
Small single unit stores	325	11	...
	RICHMOND, VA.		
Large stores and multiunits—			
Analyzing merchandise line sales, total	11,729	32	...
Furniture (household)	5,565	32	11,729
Mattresses, springs, other sleep equipment	1,335	27	9,998
Office furniture	(1)	1	(x)
Floor coverings—soft surface	679	27	10,381
Floor coverings—hard surface	293	22	5,707
Draperies, curtains, upholstery	254	8	5,544
China, glassware, crockery	181	9	5,826
Pictures, frames, lamps and shades	277	23	9,235
Pianos, musical instruments, records	(1)	1	(x)
Radios, television sets and parts	386	25	10,271
Major household appliances	1,015	24	8,113
Housewares (inc. electric)	1,212	15	7,516
Luggage, sporting goods, bicycles, toys	27	6	2,293
Hardware, tools, paint, glass, wallpaper	...	...	...
Shades, blinds, awnings, tents, flags, banners	27	7	1,771
Other sales	478	...	...
Not analyzing merchandise line sales	...	...	...
Small single unit stores	1,449	30	...
	ROCHESTER, N.Y.		
Large stores and multiunits—			
Analyzing merchandise line sales, total	10,904	39	...
Furniture (household)	5,947	39	10,904
Mattresses, springs, other sleep equipment	867	31	8,453
Office furniture	(1)	1	(x)
Floor coverings—soft surface	1,101	33	9,727
Floor coverings—hard surface	265	25	6,716
Draperies, curtains, upholstery	367	11	5,001
China, glassware, crockery	168	7	3,065
Pictures, frames, lamps and shades	180	20	5,817
Pianos, musical instruments, records	(1)	2	(x)
Radios, television sets and parts	353	28	7,828
Major household appliances	1,002	31	8,591
Housewares (inc. electric)	350	22	6,592
Luggage, sporting goods, bicycles, toys	40	6	2,840
Hardware, tools, paint, glass, wallpaper	(1)	3	(x)
Shades, blinds, awnings, tents, flags, banners	33	7	1,542
Other sales	231	...	...
Not analyzing merchandise line sales	165	1	...
Small single unit stores	2,044	46	...
	SACRAMENTO, CALIF.		
Large stores and multiunits—			
Analyzing merchandise line sales, total	13,261	26	...
Furniture (household)	4,665	26	13,261
Mattresses, springs, other sleep equipment	1,292	20	12,729
Office furniture	9	5	273
Floor coverings—soft surface	1,354	15	12,600
Floor coverings—hard surface	168	12	10,642
Draperies, curtains, upholstery	669	10	10,995
China, glassware, crockery	361	5	9,631
Pictures, frames, lamps and shades	336	13	12,030
Pianos, musical instruments, records	(1)	4	(x)
Radios, television sets and parts	508	11	11,296
Major household appliances	1,711	19	12,215
Housewares (inc. electric)	1,012	12	10,731
Luggage, sporting goods, bicycles, toys	(1)	3	(x)
Hardware, tools, paint, glass, wallpaper	34	6	9,430
Shades, blinds, awnings, tents, flags, banners	42	5	8,879
Other sales	1,100	...	...
Not analyzing merchandise line sales	...	...	...
Small single unit stores	970	31	...

See footnotes at end of table.

Table 20E.—MERCHANDISE LINE SALES OF LARGE STORES AND MULTIUNITS—FURNITURE, FURNISHINGS, APPLIANCE GROUP—KIND OF BUSINESS, FOR SELECTED STANDARD METROPOLITAN AREAS: 1948—Continued

[See text for explanatory material]

Kind of business and merchandise line	Merchandise line sales (Thousand dollars)	Stores reporting merchandise line: Number	Stores reporting merchandise line: Total sales (Thousand dollars)
FURNITURE STORES			
Large stores and multiunits			
Analyzing merchandise line sales, total	[illegible]	[illegible]	...
Furniture, household	[illegible]	[illegible]	[illegible]
Mattresses, springs, other sleep equipment	[illegible]	[illegible]	[illegible]
Office furniture	[illegible]	[illegible]	[illegible]
Floor coverings—soft surface	[illegible]	[illegible]	[illegible]
Floor coverings—hard surface	[illegible]	[illegible]	[illegible]
Draperies, curtains, upholstery	[illegible]	[illegible]	[illegible]
China, glassware, crockery	[illegible]	[illegible]	[illegible]
Pictures, frames, lamps and shades	[illegible]	[illegible]	[illegible]
Pianos, musical instruments, records	[illegible]	[illegible]	[illegible]
Radios, television sets, and parts	[illegible]	[illegible]	[illegible]
Major household appliances	[illegible]	[illegible]	[illegible]
Housewares (nonelectric)	[illegible]	[illegible]	[illegible]
Luggage, sporting goods, bicycles, toys	[illegible]	[illegible]	[illegible]
Hardware, tools, paint, glass, wallpaper	[illegible]	[illegible]	[illegible]
Shades, blinds, awnings, tents, flags, banners	[illegible]	[illegible]	[illegible]
Other sales	[illegible]	...	...
Not analyzing merchandise line sales	[illegible]	[illegible]	...
Small single-unit stores	[illegible]	[illegible]	...

Kind of business and merchandise line	Merchandise line sales (Thousand dollars)	Stores reporting merchandise line: Number	Stores reporting merchandise line: Total sales (Thousand dollars)
SALT LAKE CITY, UTAH			
Large stores and multiunits			
Analyzing merchandise line sales, total	[illegible]	[illegible]	...
Furniture, household	[illegible]	[illegible]	[illegible]
Mattresses, springs, other sleep equipment	[illegible]	[illegible]	[illegible]
Office furniture	[illegible]	[illegible]	[illegible]
Floor coverings—soft surface	[illegible]	[illegible]	[illegible]
Floor coverings—hard surface	[illegible]	[illegible]	[illegible]
Draperies, curtains, upholstery	[illegible]	[illegible]	[illegible]
China, glassware, crockery	[illegible]	[illegible]	[illegible]
Pictures, frames, lamps and shades	[illegible]	[illegible]	[illegible]
Pianos, musical instruments, records	[illegible]	[illegible]	[illegible]
Radios, television sets, and parts	[illegible]	[illegible]	[illegible]
Major household appliances	1,111	21	[illegible]
Housewares (nonelectric)	[illegible]	[illegible]	[illegible]
Luggage, sporting goods, bicycles, toys	(1)	[illegible]	(x)
Hardware, tools, paint, glass, wallpaper	(1)	1	(x)
Shades, blinds, awnings, tents, flags, banners	(1)	3	(x)
Other sales	114	...	...
Not analyzing merchandise line sales	341	1	...
Small single-unit stores	830	19	...

Kind of business and merchandise line	Merchandise line sales (Thousand dollars)	Stores reporting merchandise line: Number	Stores reporting merchandise line: Total sales (Thousand dollars)
SAN ANTONIO, TEX.			
Large stores and multiunits			
Analyzing merchandise line sales, total	[illegible]	[illegible]	...
Furniture, household	[illegible]	[illegible]	[illegible]
Mattresses, springs, other sleep equipment	[illegible]	[illegible]	[illegible]
Office furniture	(1)	[illegible]	(x)
Floor coverings—soft surface	[illegible]	[illegible]	[illegible]
Floor coverings—hard surface	[illegible]	[illegible]	[illegible]
Draperies, curtains, upholstery	[illegible]	[illegible]	[illegible]
China, glassware, crockery	[illegible]	[illegible]	[illegible]
Pictures, frames, lamps and shades	[illegible]	[illegible]	[illegible]
Pianos, musical instruments, records	(1)	[illegible]	(x)
Radios, television sets, and parts	609	21	[illegible]
Major household appliances	[illegible]	[illegible]	[illegible]
Housewares (nonelectric)	[illegible]	[illegible]	[illegible]
Luggage, sporting goods, bicycles, toys	(1)	[illegible]	(x)
Hardware, tools, paint, glass, wallpaper	(1)	[illegible]	(x)
Shades, blinds, awnings, tents, flags, banners	31	[illegible]	[illegible]
Other sales	[illegible]	...	...
Not analyzing merchandise line sales	[illegible]	[illegible]	...
Small single-unit stores	865	28	...

Kind of business and merchandise line	Merchandise line sales (Thousand dollars)	Stores reporting merchandise line: Number	Stores reporting merchandise line: Total sales (Thousand dollars)
SAN BERNARDINO, CALIF.			
Large stores and multiunits			
Analyzing merchandise line sales, total	[illegible]	[illegible]	...
Furniture, household	[illegible]	[illegible]	[illegible]
Mattresses, springs, other sleep equipment	[illegible]	[illegible]	[illegible]
Office furniture	[illegible]	[illegible]	[illegible]
Floor coverings—soft surface	[illegible]	[illegible]	[illegible]
Floor coverings—hard surface	[illegible]	[illegible]	[illegible]
Draperies, curtains, upholstery	[illegible]	[illegible]	[illegible]
China, glassware, crockery	[illegible]	[illegible]	[illegible]
Pictures, frames, lamps and shades	[illegible]	[illegible]	[illegible]
Pianos, musical instruments, records	(1)	[illegible]	(x)
Radios, television sets, and parts	[illegible]	[illegible]	[illegible]
Major household appliances	[illegible]	[illegible]	[illegible]
Housewares (nonelectric)	[illegible]	[illegible]	[illegible]
Luggage, sporting goods, bicycles, toys	(1)	1	(x)
Hardware, tools, paint, glass, wallpaper	(1)	1	(x)
Shades, blinds, awnings, tents, flags, banners	(1)	[illegible]	(x)
Other sales	[illegible]	...	...
Not analyzing merchandise line sales	227	1	...
Small single-unit stores	[illegible]	[illegible]	...

Kind of business and merchandise line	Merchandise line sales (Thousand dollars)	Stores reporting merchandise line: Number	Stores reporting merchandise line: Total sales (Thousand dollars)
SAN DIEGO, CALIF.			
Large stores and multiunits			
Analyzing merchandise line sales, total	[illegible]	[illegible]	...
Furniture, household	[illegible]	[illegible]	[illegible]
Mattresses, springs, other sleep equipment	[illegible]	[illegible]	[illegible]
Office furniture	(1)	2	(x)
Floor coverings—soft surface	[illegible]	[illegible]	[illegible]
Floor coverings—hard surface	[illegible]	[illegible]	[illegible]
Draperies, curtains, upholstery	[illegible]	[illegible]	[illegible]
China, glassware, crockery	[illegible]	[illegible]	[illegible]
Pictures, frames, lamps and shades	[illegible]	[illegible]	[illegible]
Pianos, musical instruments, records	(1)	2	(x)
Radios, television sets, and parts	[illegible]	[illegible]	[illegible]
Major household appliances	[illegible]	[illegible]	[illegible]
Housewares (nonelectric)	[illegible]	[illegible]	[illegible]
Luggage, sporting goods, bicycles, toys	(1)	3	(x)
Hardware, tools, paint, glass, wallpaper	[illegible]	[illegible]	[illegible]
Shades, blinds, awnings, tents, flags, banners	[illegible]	[illegible]	[illegible]
Other sales	[illegible]	...	...
Not analyzing merchandise line sales	127	9	1,270
Small single-unit stores	[illegible]	[illegible]	[illegible]

Kind of business and merchandise line	Merchandise line sales (Thousand dollars)	Stores reporting merchandise line: Number	Stores reporting merchandise line: Total sales (Thousand dollars)
SAN FRANCISCO-OAKLAND, CALIF.			
Large stores and multiunits			
Analyzing merchandise line sales, total	[illegible]	[illegible]	...
Furniture, household	[illegible]	[illegible]	[illegible]
Mattresses, springs, other sleep equipment	[illegible]	[illegible]	[illegible]
Office furniture	[illegible]	[illegible]	[illegible]
Floor coverings—soft surface	[illegible]	[illegible]	[illegible]
Floor coverings—hard surface	[illegible]	[illegible]	[illegible]
Draperies, curtains, upholstery	[illegible]	[illegible]	[illegible]
China, glassware, crockery	[illegible]	[illegible]	[illegible]
Pictures, frames, lamps and shades	[illegible]	[illegible]	[illegible]
Pianos, musical instruments, records	26	1	[illegible]
Radios, television sets, and parts	[illegible]	[illegible]	[illegible]
Major household appliances	11,287	143	[illegible]
Housewares (nonelectric)	[illegible]	[illegible]	[illegible]
Luggage, sporting goods, bicycles, toys	[illegible]	14	[illegible]
Hardware, tools, paint, glass, wallpaper	136	[illegible]	[illegible]
Shades, blinds, awnings, tents, flags, banners	[illegible]	24	[illegible]
Other sales	1,201	...	...
Not analyzing merchandise line sales	[illegible]	12	...
Small single-unit stores	[illegible]	248	...

Kind of business and merchandise line	Merchandise line sales (Thousand dollars)	Stores reporting merchandise line: Number	Stores reporting merchandise line: Total sales (Thousand dollars)
SAN JOSE, CALIF.			
Large stores and multiunits			
Analyzing merchandise line sales, total	[illegible]	[illegible]	...
Furniture, household	[illegible]	[illegible]	[illegible]
Mattresses, springs, other sleep equipment	[illegible]	[illegible]	[illegible]
Office furniture	(1)	1	(x)
Floor coverings—soft surface	[illegible]	[illegible]	[illegible]
Floor coverings—hard surface	[illegible]	[illegible]	[illegible]
Draperies, curtains, upholstery	[illegible]	[illegible]	[illegible]
China, glassware, crockery	[illegible]	[illegible]	[illegible]
Pictures, frames, lamps and shades	[illegible]	[illegible]	[illegible]
Pianos, musical instruments, records	(1)	[illegible]	(x)
Radios, television sets, and parts	[illegible]	[illegible]	[illegible]
Major household appliances	[illegible]	[illegible]	[illegible]
Housewares (nonelectric)	[illegible]	[illegible]	[illegible]
Luggage, sporting goods, bicycles, toys	[illegible]	[illegible]	[illegible]
Hardware, tools, paint, glass, wallpaper	(1)	1	(x)
Shades, blinds, awnings, tents, flags, banners	[illegible]	[illegible]	[illegible]
Other sales	[illegible]	...	...
Not analyzing merchandise line sales	[illegible]	[illegible]	...
Small single-unit stores	1,159	37	...

Kind of business and merchandise line	Merchandise line sales (Thousand dollars)	Stores reporting merchandise line: Number	Stores reporting merchandise line: Total sales (Thousand dollars)
SCRANTON, PA.			
Large stores and multiunits			
Analyzing merchandise line sales, total	[illegible]	[illegible]	...
Furniture, household	[illegible]	[illegible]	[illegible]
Mattresses, springs, other sleep equipment	[illegible]	[illegible]	[illegible]
Office furniture	(1)	1	(x)
Floor coverings—soft surface	[illegible]	[illegible]	[illegible]
Floor coverings—hard surface	[illegible]	[illegible]	[illegible]
Draperies, curtains, upholstery	[illegible]	[illegible]	[illegible]
China, glassware, crockery	[illegible]	[illegible]	[illegible]
Pictures, frames, lamps and shades	[illegible]	[illegible]	[illegible]
Pianos, musical instruments, records	(1)	[illegible]	(x)
Radios, television sets, and parts	[illegible]	[illegible]	[illegible]
Major household appliances	[illegible]	[illegible]	[illegible]
Housewares (nonelectric)	[illegible]	[illegible]	[illegible]
Luggage, sporting goods, bicycles, toys	(1)	[illegible]	(x)
Hardware, tools, paint, glass, wallpaper	(1)	[illegible]	(x)
Shades, blinds, awnings, tents, flags, banners	[illegible]	[illegible]	[illegible]
Other sales	1,067	...	...
Not analyzing merchandise line sales	[illegible]	[illegible]	...
Small single-unit stores	783	26	...

Kind of business and merchandise line	Merchandise line sales (Thousand dollars)	Stores reporting merchandise line: Number	Stores reporting merchandise line: Total sales (Thousand dollars)
SEATTLE, WASH.			
Large stores and multiunits			
Analyzing merchandise line sales, total	[illegible]	[illegible]	...
Furniture, household	[illegible]	[illegible]	[illegible]
Mattresses, springs, other sleep equipment	[illegible]	[illegible]	[illegible]
Office furniture	(1)	1	(x)
Floor coverings—soft surface	[illegible]	[illegible]	[illegible]
Floor coverings—hard surface	[illegible]	[illegible]	[illegible]
Draperies, curtains, upholstery	[illegible]	[illegible]	[illegible]
China, glassware, crockery	[illegible]	[illegible]	[illegible]
Pictures, frames, lamps and shades	[illegible]	[illegible]	[illegible]
Pianos, musical instruments, records	[illegible]	[illegible]	[illegible]
Radios, television sets, and parts	[illegible]	[illegible]	[illegible]
Major household appliances	[illegible]	[illegible]	[illegible]
Housewares (nonelectric)	[illegible]	[illegible]	[illegible]
Luggage, sporting goods, bicycles, toys	[illegible]	[illegible]	[illegible]
Hardware, tools, paint, glass, wallpaper	[illegible]	[illegible]	[illegible]
Shades, blinds, awnings, tents, flags, banners	[illegible]	[illegible]	[illegible]
Other sales	[illegible]	...	...
Not analyzing merchandise line sales	[illegible]	[illegible]	...
Small single-unit stores	2,078	79	...

Kind of business and merchandise line	Merchandise line sales (Thousand dollars)	Stores reporting merchandise line: Number	Stores reporting merchandise line: Total sales (Thousand dollars)
SOUTH BEND, IND.			
Large stores and multiunits			
Analyzing merchandise line sales, total	[illegible]	[illegible]	...
Furniture, household	[illegible]	[illegible]	[illegible]
Mattresses, springs, other sleep equipment	[illegible]	[illegible]	[illegible]
Office furniture	...	...	...
Floor coverings—soft surface	523	16	5,011
Floor coverings—hard surface	[illegible]	[illegible]	[illegible]
Draperies, curtains, upholstery	[illegible]	[illegible]	[illegible]
China, glassware, crockery	(1)	2	(x)
Pictures, frames, lamps and shades	(1)	3	(x)
Pianos, musical instruments, records	104	11	3,431
Radios, television sets, and parts	(1)	2	(x)
Major household appliances	[illegible]	[illegible]	[illegible]
Housewares (nonelectric)	[illegible]	[illegible]	[illegible]
Luggage, sporting goods, bicycles, toys	[illegible]	[illegible]	[illegible]
Hardware, tools, paint, glass, wallpaper	[illegible]	[illegible]	[illegible]
Shades, blinds, awnings, tents, flags, banners	...	...	...
Other sales	273	...	...
Not analyzing merchandise line sales	...	...	...
Small single-unit stores	[illegible]	16	...

Kind of business and merchandise line	Merchandise line sales (Thousand dollars)	Stores reporting merchandise line: Number	Stores reporting merchandise line: Total sales (Thousand dollars)
SPOKANE, WASH.			
Large stores and multiunits			
Analyzing merchandise line sales, total	[illegible]	11	...
Furniture, household	[illegible]	11	[illegible]
Mattresses, springs, other sleep equipment	[illegible]	[illegible]	[illegible]
Office furniture	...	...	...
Floor coverings—soft surface	[illegible]	[illegible]	[illegible]
Floor coverings—hard surface	[illegible]	[illegible]	[illegible]
Draperies, curtains, upholstery	[illegible]	[illegible]	[illegible]
China, glassware, crockery	...	...	...
Pictures, frames, lamps and shades	(1)	[illegible]	(x)
Pianos, musical instruments, records	(1)	[illegible]	(x)
Radios, television sets, and parts	[illegible]	[illegible]	[illegible]
Major household appliances	[illegible]	[illegible]	[illegible]
Housewares (nonelectric)	[illegible]	[illegible]	[illegible]
Luggage, sporting goods, bicycles, toys	[illegible]	[illegible]	[illegible]
Hardware, tools, paint, glass, wallpaper	[illegible]	[illegible]	[illegible]
Shades, blinds, awnings, tents, flags, banners	[illegible]	[illegible]	[illegible]
Other sales	[illegible]	...	...
Not analyzing merchandise line sales	[illegible]	[illegible]	...
Small single-unit stores	[illegible]	[illegible]	...

Kind of business and merchandise line	Merchandise line sales (Thousand dollars)	Stores reporting merchandise line: Number	Stores reporting merchandise line: Total sales (Thousand dollars)
SPRINGFIELD-HOLYOKE, MASS.			
Large stores and multiunits			
Analyzing merchandise line sales, total	[illegible]	[illegible]	...
Furniture, household	[illegible]	[illegible]	[illegible]
Mattresses, springs, other sleep equipment	[illegible]	[illegible]	[illegible]
Office furniture	(1)	2	(x)
Floor coverings—soft surface	[illegible]	[illegible]	[illegible]
Floor coverings—hard surface	[illegible]	[illegible]	[illegible]
Draperies, curtains, upholstery	[illegible]	[illegible]	[illegible]
China, glassware, crockery	[illegible]	[illegible]	[illegible]
Pictures, frames, lamps and shades	[illegible]	[illegible]	[illegible]
Pianos, musical instruments, records	(1)	1	(x)
Radios, television sets, and parts	116	19	[illegible]
Major household appliances	1,239	32	[illegible]
Housewares (nonelectric)	[illegible]	14	[illegible]
Luggage, sporting goods, bicycles, toys	(1)	[illegible]	(x)
Hardware, tools, paint, glass, wallpaper	(1)	3	(x)
Shades, blinds, awnings, tents, flags, banners	[illegible]	9	[illegible]
Other sales	462	...	...
Not analyzing merchandise line sales	[illegible]	[illegible]	...
Small single-unit stores	[illegible]	61	...

Kind of business and merchandise line	Merchandise line sales (Thousand dollars)	Stores reporting merchandise line: Number	Stores reporting merchandise line: Total sales (Thousand dollars)
STOCKTON, CALIF.			
Large stores and multiunits			
Analyzing merchandise line sales, total	[illegible]	[illegible]	...
Furniture, household	[illegible]	[illegible]	[illegible]
Mattresses, springs, other sleep equipment	[illegible]	[illegible]	[illegible]
Office furniture	[illegible]	[illegible]	[illegible]
Floor coverings—soft surface	[illegible]	[illegible]	[illegible]
Floor coverings—hard surface	[illegible]	[illegible]	[illegible]
Draperies, curtains, upholstery	[illegible]	[illegible]	[illegible]
China, glassware, crockery	[illegible]	[illegible]	[illegible]
Pictures, frames, lamps and shades	[illegible]	[illegible]	[illegible]
Pianos, musical instruments, records	[illegible]	[illegible]	[illegible]
Radios, television sets, and parts	[illegible]	[illegible]	[illegible]
Major household appliances	[illegible]	[illegible]	[illegible]
Housewares (nonelectric)	[illegible]	[illegible]	[illegible]
Luggage, sporting goods, bicycles, toys	[illegible]	[illegible]	[illegible]
Hardware, tools, paint, glass, wallpaper	[illegible]	[illegible]	[illegible]
Shades, blinds, awnings, tents, flags, banners	[illegible]	[illegible]	[illegible]
Other sales	[illegible]	...	...
Not analyzing merchandise line sales	[illegible]	[illegible]	...
Small single-unit stores	[illegible]	[illegible]	...

Kind of business and merchandise line	Merchandise line sales (Thousand dollars)	Stores reporting merchandise line: Number	Stores reporting merchandise line: Total sales (Thousand dollars)
SYRACUSE, N.Y.			
Large stores and multiunits			
Analyzing merchandise line sales, total	[illegible]	[illegible]	...
Furniture, household	[illegible]	[illegible]	[illegible]
Mattresses, springs, other sleep equipment	[illegible]	[illegible]	[illegible]
Office furniture	[illegible]	[illegible]	[illegible]
Floor coverings—soft surface	[illegible]	[illegible]	[illegible]
Floor coverings—hard surface	[illegible]	[illegible]	[illegible]
Draperies, curtains, upholstery	[illegible]	[illegible]	[illegible]
China, glassware, crockery	[illegible]	[illegible]	[illegible]
Pictures, frames, lamps and shades	[illegible]	[illegible]	[illegible]
Pianos, musical instruments, records	(1)	[illegible]	(x)
Radios, television sets, and parts	[illegible]	[illegible]	[illegible]
Major household appliances	[illegible]	[illegible]	[illegible]
Housewares (nonelectric)	[illegible]	[illegible]	[illegible]
Luggage, sporting goods, bicycles, toys	(1)	[illegible]	(x)
Hardware, tools, paint, glass, wallpaper	(1)	1	(x)
Shades, blinds, awnings, tents, flags, banners	[illegible]	[illegible]	[illegible]
Other sales	[illegible]	...	...
Not analyzing merchandise line sales	[illegible]	[illegible]	...
Small single-unit stores	[illegible]	93	...

Kind of business and merchandise line	Merchandise line sales (Thousand dollars)	Stores reporting merchandise line: Number	Stores reporting merchandise line: Total sales (Thousand dollars)
TACOMA, WASH.			
Large stores and multiunits			
Analyzing merchandise line sales, total	[illegible]	16	...
Furniture, household	[illegible]	16	[illegible]
Mattresses, springs, other sleep equipment	[illegible]	12	[illegible]
Office furniture	...	...	...
Floor coverings—soft surface	511	14	[illegible]
Floor coverings—hard surface	[illegible]	[illegible]	[illegible]
Draperies, curtains, upholstery	143	8	[illegible]
China, glassware, crockery	(1)	2	(x)
Pictures, frames, lamps and shades	[illegible]	[illegible]	[illegible]
Pianos, musical instruments, records	[illegible]	[illegible]	[illegible]
Radios, television sets, and parts	[illegible]	[illegible]	[illegible]
Major household appliances	[illegible]	[illegible]	[illegible]
Housewares (nonelectric)	[illegible]	[illegible]	[illegible]
Luggage, sporting goods, bicycles, toys	[illegible]	[illegible]	[illegible]
Hardware, tools, paint, glass, wallpaper	[illegible]	[illegible]	[illegible]
Shades, blinds, awnings, tents, flags, banners	[illegible]	[illegible]	[illegible]
Other sales	190	...	...
Not analyzing merchandise line sales	232	1	...
Small single-unit stores	[illegible]	21	...

Kind of business and merchandise line	Merchandise line sales (Thousand dollars)	Stores reporting merchandise line: Number	Stores reporting merchandise line: Total sales (Thousand dollars)
TAMPA-ST. PETERSBURG, FLA.			
Large stores and multiunits			
Analyzing merchandise line sales, total	[illegible]	[illegible]	...
Furniture, household	[illegible]	[illegible]	[illegible]
Mattresses, springs, other sleep equipment	[illegible]	[illegible]	[illegible]
Office furniture	[illegible]	[illegible]	[illegible]
Floor coverings—soft surface	[illegible]	[illegible]	[illegible]
Floor coverings—hard surface	[illegible]	[illegible]	[illegible]
Draperies, curtains, upholstery	[illegible]	[illegible]	[illegible]
China, glassware, crockery	[illegible]	[illegible]	[illegible]
Pictures, frames, lamps and shades	[illegible]	[illegible]	[illegible]
Pianos, musical instruments, records	[illegible]	[illegible]	[illegible]
Radios, television sets, and parts	[illegible]	[illegible]	[illegible]
Major household appliances	[illegible]	[illegible]	[illegible]
Housewares (nonelectric)	[illegible]	[illegible]	[illegible]
Luggage, sporting goods, bicycles, toys	[illegible]	[illegible]	[illegible]
Hardware, tools, paint, glass, wallpaper	[illegible]	[illegible]	[illegible]
Shades, blinds, awnings, tents, flags, banners	[illegible]	[illegible]	[illegible]
Other sales	[illegible]	...	...
Not analyzing merchandise line sales	[illegible]	[illegible]	...
Small single-unit stores	[illegible]	[illegible]	...

Kind of business and merchandise line	Merchandise line sales (Thousand dollars)	Stores reporting merchandise line: Number	Stores reporting merchandise line: Total sales (Thousand dollars)
TOLEDO, OHIO			
Large stores and multiunits			
Analyzing merchandise line sales, total	[illegible]	[illegible]	...
Furniture, household	[illegible]	[illegible]	[illegible]
Mattresses, springs, other sleep equipment	[illegible]	[illegible]	[illegible]
Office furniture	[illegible]	[illegible]	[illegible]
Floor coverings—soft surface	[illegible]	[illegible]	[illegible]
Floor coverings—hard surface	[illegible]	[illegible]	[illegible]
Draperies, curtains, upholstery	[illegible]	[illegible]	[illegible]
China, glassware, crockery	[illegible]	[illegible]	[illegible]
Pictures, frames, lamps and shades	[illegible]	[illegible]	[illegible]
Pianos, musical instruments, records	[illegible]	[illegible]	[illegible]
Radios, television sets, and parts	[illegible]	[illegible]	[illegible]
Major household appliances	[illegible]	[illegible]	[illegible]
Housewares (nonelectric)	[illegible]	[illegible]	[illegible]
Luggage, sporting goods, bicycles, toys	[illegible]	[illegible]	[illegible]
Hardware, tools, paint, glass, wallpaper	[illegible]	[illegible]	[illegible]
Shades, blinds, awnings, tents, flags, banners	[illegible]	[illegible]	[illegible]
Other sales	[illegible]	...	...
Not analyzing merchandise line sales	[illegible]	[illegible]	...
Small single-unit stores	[illegible]	[illegible]	...

Kind of business and merchandise line	Merchandise line sales (Thousand dollars)	Stores reporting merchandise line: Number	Stores reporting merchandise line: Total sales (Thousand dollars)
TRENTON, N.J.			
Large stores and multiunits			
Analyzing merchandise line sales, total	[illegible]	[illegible]	...
Furniture, household	[illegible]	[illegible]	[illegible]
Mattresses, springs, other sleep equipment	[illegible]	[illegible]	[illegible]
Office furniture	(1)	1	(x)
Floor coverings—soft surface	[illegible]	[illegible]	[illegible]
Floor coverings—hard surface	[illegible]	[illegible]	[illegible]
Draperies, curtains, upholstery	[illegible]	[illegible]	[illegible]
China, glassware, crockery	[illegible]	[illegible]	[illegible]
Pictures, frames, lamps and shades	[illegible]	[illegible]	[illegible]
Pianos, musical instruments, records	[illegible]	[illegible]	[illegible]
Radios, television sets, and parts	[illegible]	[illegible]	[illegible]
Major household appliances	[illegible]	[illegible]	[illegible]
Housewares (nonelectric)	[illegible]	[illegible]	[illegible]
Luggage, sporting goods, bicycles, toys	[illegible]	[illegible]	[illegible]
Hardware, tools, paint, glass, wallpaper	[illegible]	[illegible]	[illegible]
Shades, blinds, awnings, tents, flags, banners	[illegible]	[illegible]	[illegible]
Other sales	[illegible]	...	...
Not analyzing merchandise line sales	[illegible]	[illegible]	...
Small single-unit stores	[illegible]	[illegible]	...

Kind of business and merchandise line	Merchandise line sales (Thousand dollars)	Stores reporting merchandise line: Number	Stores reporting merchandise line: Total sales (Thousand dollars)
TULSA, OKLA.			
Large stores and multiunits			
Analyzing merchandise line sales, total	[illegible]	[illegible]	...
Furniture, household	[illegible]	[illegible]	[illegible]
Mattresses, springs, other sleep equipment	[illegible]	[illegible]	[illegible]
Office furniture	[illegible]	[illegible]	[illegible]
Floor coverings—soft surface	[illegible]	[illegible]	[illegible]
Floor coverings—hard surface	[illegible]	[illegible]	[illegible]
Draperies, curtains, upholstery	[illegible]	[illegible]	[illegible]
China, glassware, crockery	[illegible]	[illegible]	[illegible]
Pictures, frames, lamps and shades	[illegible]	[illegible]	[illegible]
Pianos, musical instruments, records	[illegible]	[illegible]	[illegible]
Radios, television sets, and parts	[illegible]	[illegible]	[illegible]
Major household appliances	[illegible]	[illegible]	[illegible]
Housewares (nonelectric)	[illegible]	[illegible]	[illegible]
Luggage, sporting goods, bicycles, toys	[illegible]	[illegible]	[illegible]
Hardware, tools, paint, glass, wallpaper	[illegible]	[illegible]	[illegible]
Shades, blinds, awnings, tents, flags, banners	[illegible]	[illegible]	[illegible]
Other sales	[illegible]	...	...
Not analyzing merchandise line sales	[illegible]	[illegible]	...
Small single-unit stores	[illegible]	[illegible]	...

Kind of business and merchandise line	Merchandise line sales (Thousand dollars)	Stores reporting merchandise line: Number	Stores reporting merchandise line: Total sales (Thousand dollars)
UTICA-ROME, N.Y.			
Large stores and multiunits			
Analyzing merchandise line sales, total	[illegible]	[illegible]	...
Furniture, household	[illegible]	[illegible]	[illegible]
Mattresses, springs, other sleep equipment	[illegible]	[illegible]	[illegible]
Office furniture	(1)	2	(x)
Floor coverings—soft surface	[illegible]	[illegible]	[illegible]
Floor coverings—hard surface	[illegible]	[illegible]	[illegible]
Draperies, curtains, upholstery	[illegible]	[illegible]	[illegible]
China, glassware, crockery	[illegible]	[illegible]	[illegible]
Pictures, frames, lamps and shades	[illegible]	[illegible]	[illegible]
Pianos, musical instruments, records	(1)	[illegible]	(x)
Radios, television sets, and parts	[illegible]	[illegible]	[illegible]
Major household appliances	[illegible]	[illegible]	[illegible]
Housewares (nonelectric)	[illegible]	[illegible]	[illegible]
Luggage, sporting goods, bicycles, toys	[illegible]	[illegible]	[illegible]
Hardware, tools, paint, glass, wallpaper	[illegible]	[illegible]	[illegible]
Shades, blinds, awnings, tents, flags, banners	(1)	1	(x)
Other sales	270	...	...
Not analyzing merchandise line sales	[illegible]	[illegible]	...
Small single-unit stores	[illegible]	[illegible]	...

Table 20E.—MERCHANDISE LINE SALES OF LARGE STORES AND MULTIUNITS—FURNITURE, FURNISHINGS, APPLIANCE GROUP—KIND OF BUSINESS, FOR SELECTED STANDARD METROPOLITAN AREAS, 1948—Continued

[See text for explanatory material]

Kind of business and merchandise line	Merchandise line sales (Thousand dollars)	Stores reporting merchandise line: Number	Stores reporting merchandise line: Total sales (Thousand dollars)	Merchandise line sales (Thousand dollars)	Stores reporting merchandise line: Number	Stores reporting merchandise line: Total sales (Thousand dollars)	Merchandise line sales (Thousand dollars)	Stores reporting merchandise line: Number	Stores reporting merchandise line: Total sales (Thousand dollars)	Merchandise line sales (Thousand dollars)	Stores reporting merchandise line: Number	Stores reporting merchandise line: Total sales (Thousand dollars)	Merchandise line sales (Thousand dollars)	Stores reporting merchandise line: Number	Stores reporting merchandise line: Total sales (Thousand dollars)
FURNITURE STORES	WASHINGTON, D.C.			WHEELING, W.VA.-STEUBENVILLE, OHIO			WICHITA, KANS.			WILKES-BARRE-HAZLETON, PA.			WILMINGTON, DEL.		
Large stores and multiunits –															
Analyzing merchandise line sales, total	32,591	52	...	9,675	27	...	4,908	10	...	1,[illegible]	5[illegible]	...	7,1[illegible]	[illegible]	...
Furniture (household)	13,911	52	2,601	4,121	27	8,672	2,913	10	4,[illegible]	[illegible]	[illegible]	1,[illegible]	3,714	[illegible]	[illegible]
Mattresses, springs, other sleep equipment	2,662	45	21,203	720	19	6,840	333	11	[illegible]	[illegible]	[illegible]	[illegible]	473	13	[illegible]
Office furniture	20	7	657	...	...	...	(1)	4	(x)	(1)	1	(x)	(1)	3	(x)
Floor coverings—soft surface	1,436	41	20,441	701	19	7,720	584	12	3,841	[illegible]	41	8,372	828	13	[illegible]
Floor coverings—hard surface	88	10	6,169	454	19	7,249	82	11	3,577	3[illegible]	34	7,[illegible]	124	[illegible]	[illegible]
Draperies, curtains, upholstery	493	22	15,221	234	7	4,141	64	5	1,[illegible]	1[illegible]	17	4,[illegible]	226	[illegible]	[illegible]
China, glassware, crockery	65	16	7,210	(1)	3	(x)	(1)	3	(x)	48	14	3,[illegible]	(1)	3	(x)
Pictures, frames, lamps and shades	572	39	20,064	77	12	4,785	60	8	3,[illegible]	17[illegible]	25	6,[illegible]	79	8	4,[illegible]
Pianos, musical instruments, records	8	5	162	(1)	2	(x)	(1)	1	(x)	85	7	1,553	(1)	1	(x)
Radios, television sets and parts	633	30	17,769	304	15	5,976	121	9	3,[illegible]	2[illegible]	25	6,[illegible]	434	9	3,[illegible]
Major household appliances	909	33	17,086	1,284	22	7,538	425	8	3,131	1,[illegible]	3[illegible]	[illegible],[illegible]	505	7	[illegible],4
Housewares (inc. electric)	345	19	11,501	189	14	5,849	101	5	1,[illegible]4	24[illegible]	25	6,[illegible]	77	2	[illegible],[illegible]6
Luggage, sporting goods, bicycles, toys	(1)	3	(x)	80	7	3,749	...	...	...	15[illegible]	[illegible]	[illegible],[illegible]	(1)	2	(x)
Hardware, tools, paint, glass, wallpaper	(1)	1	(x)	(1)	2	(x)	...	...	...	43	8	1,[illegible]25	...	...	...
Shades, blinds, awnings, tents, flags, banners	(1)	3	(x)	61	8	3,428	(1)	4	(x)	39	11	[illegible],021	(1)	[illegible]	(x)
Other sales	1,243	...	...	242	...	...	219	...	...	50[illegible]	...	...	[illegible]07	...	...
Not analyzing merchandise line sales	138	1	...	983	5	...	...	...	...	...	...	...	183	[illegible]	...
Small single unit stores	1,837	47	...	957	23	...	74[illegible]	[illegible]6	...	[illegible],4[illegible]	56	...	[illegible]07	14	...
	WORCESTER, MASS.			YORK, PA.			YOUNGSTOWN, OHIO								
Large stores and multiunits—															
Analyzing merchandise line sales, total	7,485	27	...	4,204	25	...	11,366	42	...						
Furniture (household)	3,340	27	7,485	2,829	25	4,204	[illegible],04[illegible]	42	11,366						
Mattresses, springs, other sleep equipment	705	22	6,286	433	21	3,785	1,[illegible]06	34	1,784						
Office furniture	...	...	...	(1)	1	(x)	(1)	1	(x)						
Floor coverings—soft surface	416	20	[illegible],004	389	22	4,167	1,393	38	1[illegible],[illegible]73						
Floor coverings—hard surface	442	16	5,456	173	17	2,741	388	35	10,[illegible]13						
Draperies, curtains, upholstery	205	7	3,504	(1)	4	(x)	240	10	3,805						
China, glassware, crockery	98	6	3,830	(1)	2	(x)	72	7	3,003						
Pictures, frames, lamps and shades	126	12	4,636	128	16	3,280	218	29	8,439						
Pianos, musical instruments, records	(1)	1	(x)	...	...	...	(1)	3	(x)						
Radios, television sets and parts	216	14	4,489	49	11	2,303	380	28	8,726						
Major household appliances	1,135	17	4,883	497	20	3,516	1,121	31	[illegible],480						
Housewares (inc. electric)	82	7	3,499	17	6	1,380	141	20	[illegible],301						
Luggage, sporting goods, bicycles, toys	(1)	2	(x)	(1)	3	(x)	61	8	3,[illegible]02						
Hardware, tools, paint, glass, wallpaper	(1)	2	(x)	...	...	...	(1)	1	(x)						
Shades, blinds, awnings, tents, flags, banners	19	5	2,600	24	10	1,688	37	7	3,305						
Other sales	701	...	...	205	...	...	253	...	...						
Not analyzing merchandise line sales	75	1	...	250	1	...	...	...	...						
Small single unit stores	442	13	...	629	19	...	1,448	34	...						

See footnotes at end of table.

Table 20E.—MERCHANDISE LINE SALES OF LARGE STORES AND MULTIUNITS—FURNITURE, FURNISHINGS, APPLIANCE GROUP—KIND OF BUSINESS, FOR SELECTED STANDARD METROPOLITAN AREAS: 1948—Continued

(See text for explanatory material)

Kind of business and merchandise line	Merchandise line sales (Thousand dollars)	Stores reporting merchandise line: Number	Stores reporting merchandise line: Total sales (Thousand dollars)
BALTIMORE, MD.			
FLOOR COVERING STORES			
Large stores and multiunits—			
Analyzing merchandise line sales, total	[illegible]	1	...
Floor coverings—soft surface	[illegible]	[illegible]	[illegible]
Floor coverings—hard surface	[illegible]	[illegible]	[illegible]
Furniture (household)	[illegible]	1	[illegible]
Draperies, curtains, upholstery	...	...	...
Shades, blinds, awnings, tents, flags, banners	[illegible]	[illegible]	[illegible]
Other sales	[illegible]	...	...
Not analyzing merchandise line sales	...	...	...
Small single unit stores	863	27	...
BOSTON, MASS.			
Large stores and multiunits—			
Analyzing merchandise line sales, total	[illegible]	[illegible]	...
Floor coverings—soft surface	[illegible]	[illegible]	[illegible]
Floor coverings—hard surface	[illegible]	[illegible]	[illegible]
Furniture (household)	[illegible]	[illegible]	[illegible]
Draperies, curtains, upholstery	[illegible]	[illegible]	[illegible]
Shades, blinds, awnings, tents, flags, banners	[illegible]	[illegible]	[illegible]
Other sales	1,284	...	...
Not analyzing merchandise line sales	102	1	...
Small single unit stores	3,082	90	...
CHICAGO, ILL.			
Large stores and multiunits—			
Analyzing merchandise line sales, total	[illegible]	[illegible]	...
Floor coverings—soft surface	[illegible]	[illegible]	[illegible]
Floor coverings—hard surface	[illegible]	[illegible]	[illegible]
Furniture (household)	[illegible]	[illegible]	[illegible]
Draperies, curtains, upholstery	[illegible]	[illegible]	[illegible]
Shades, blinds, awnings, tents, flags, banners	141	7	1,179
Other sales	[illegible]	...	...
Not analyzing merchandise line sales	[illegible]	3	...
Small single unit stores	[illegible]	126	...
CLEVELAND, OHIO			
Large stores and multiunits—			
Analyzing merchandise line sales, total	[illegible]	[illegible]	...
Floor coverings—soft surface	[illegible]	[illegible]	[illegible]
Floor coverings—hard surface	[illegible]	[illegible]	[illegible]
Furniture (household)	[illegible]	[illegible]	[illegible]
Draperies, curtains, upholstery	[illegible]	[illegible]	[illegible]
Shades, blinds, awnings, tents, flags, banners	[illegible]	[illegible]	[illegible]
Other sales	[illegible]	...	...
Not analyzing merchandise line sales	...	...	...
Small single unit stores	1,106	52	...
DETROIT, MICH.			
Large stores and multiunits—			
Analyzing merchandise line sales, total	13,210	[illegible]	...
Floor coverings—soft surface	[illegible]	46	13,103
Floor coverings—hard surface	[illegible]	36	11,011
Furniture (household)	[illegible]	1	(x)
Draperies, curtains, upholstery	[illegible]	7	1,969
Shades, blinds, awnings, tents, flags, banners	[illegible]	12	[illegible]
Other sales	[illegible]	...	...
Not analyzing merchandise line sales	...	...	...
Small single unit stores	2,064	59	...
INDIANAPOLIS, IND.			
Large stores and multiunits—			
Analyzing merchandise line sales, total	[illegible]	10	...
Floor coverings—soft surface	[illegible]	[illegible]	[illegible]
Floor coverings—hard surface	[illegible]	[illegible]	[illegible]
Furniture (household)	[illegible]	[illegible]	[illegible]
Draperies, curtains, upholstery	[illegible]	[illegible]	[illegible]
Shades, blinds, awnings, tents, flags, banners	...	...	...
Other sales	[illegible]	...	...
Not analyzing merchandise line sales	...	...	...
Small single unit stores	361	1	...
LOS ANGELES, CALIF.			
Large stores and multiunits—			
Analyzing merchandise line sales, total	[illegible]	[illegible]	...
Floor coverings—soft surface	[illegible]	[illegible]	[illegible]
Floor coverings—hard surface	[illegible]	[illegible]	[illegible]
Furniture (household)	[illegible]	[illegible]	[illegible]
Draperies, curtains, upholstery	[illegible]	[illegible]	[illegible]
Shades, blinds, awnings, tents, flags, banners	[illegible]	[illegible]	[illegible]
Other sales	[illegible]	...	...
Not analyzing merchandise line sales	[illegible]	[illegible]	...
Small single unit stores	[illegible]	[illegible]	...
MIAMI, FLA.			
Large stores and multiunits—			
Analyzing merchandise line sales, total	[illegible]	[illegible]	...
Floor coverings—soft surface	[illegible]	[illegible]	[illegible]
Floor coverings—hard surface	[illegible]	[illegible]	[illegible]
Furniture (household)	[illegible]	[illegible]	[illegible]
Draperies, curtains, upholstery	[illegible]	[illegible]	[illegible]
Shades, blinds, awnings, tents, flags, banners	[illegible]	[illegible]	[illegible]
Other sales	[illegible]	...	...
Not analyzing merchandise line sales	...	...	...
Small single unit stores	[illegible]	[illegible]	...
MINNEAPOLIS-ST. PAUL, MINN.			
Large stores and multiunits—			
Analyzing merchandise line sales, total	[illegible]	[illegible]	...
Floor coverings—soft surface	[illegible]	[illegible]	[illegible]
Floor coverings—hard surface	[illegible]	[illegible]	[illegible]
Furniture (household)	[illegible]	[illegible]	[illegible]
Draperies, curtains, upholstery	[illegible]	[illegible]	[illegible]
Shades, blinds, awnings, tents, flags, banners	[illegible]	[illegible]	[illegible]
Other sales	342	...	...
Not analyzing merchandise line sales	...	...	...
Small single unit stores	814	14	...
NEW YORK-NORTHEASTERN NEW JERSEY			
Large stores and multiunits—			
Analyzing merchandise line sales, total	[illegible]	[illegible]	...
Floor coverings—soft surface	[illegible]	[illegible]	[illegible]
Floor coverings—hard surface	[illegible]	[illegible]	[illegible]
Furniture (household)	[illegible]	[illegible]	[illegible]
Draperies, curtains, upholstery	[illegible]	[illegible]	[illegible]
Shades, blinds, awnings, tents, flags, banners	241	10	[illegible]
Other sales	[illegible]	...	...
Not analyzing merchandise line sales	[illegible]	3	...
Small single unit stores	[illegible]	[illegible]	...
PHILADELPHIA, PA.			
Large stores and multiunits—			
Analyzing merchandise line sales, total	[illegible]	[illegible]	...
Floor coverings—soft surface	[illegible]	[illegible]	[illegible]
Floor coverings—hard surface	[illegible]	[illegible]	[illegible]
Furniture (household)	[illegible]	[illegible]	[illegible]
Draperies, curtains, upholstery	...	...	...
Shades, blinds, awnings, tents, flags, banners	[illegible]	[illegible]	[illegible]
Other sales	[illegible]	...	...
Not analyzing merchandise line sales	[illegible]	...	...
Small single unit stores	[illegible]	[illegible]	...
PORTLAND, OREG.			
Large stores and multiunits—			
Analyzing merchandise line sales, total	[illegible]	[illegible]	...
Floor coverings—soft surface	[illegible]	[illegible]	[illegible]
Floor coverings—hard surface	[illegible]	[illegible]	[illegible]
Furniture (household)	...	...	...
Draperies, curtains, upholstery	[illegible]	[illegible]	[illegible]
Shades, blinds, awnings, tents, flags, banners	[illegible]	[illegible]	[illegible]
Other sales	[illegible]	...	...
Not analyzing merchandise line sales	...	...	...
Small single unit stores	619	17	...
ST. LOUIS, MO.			
Large stores and multiunits—			
Analyzing merchandise line sales, total	[illegible]	[illegible]	...
Floor coverings—soft surface	[illegible]	[illegible]	[illegible]
Floor coverings—hard surface	[illegible]	[illegible]	[illegible]
Furniture (household)	[illegible]	[illegible]	[illegible]
Draperies, curtains, upholstery	[illegible]	[illegible]	[illegible]
Shades, blinds, awnings, tents, flags, banners	[illegible]	[illegible]	[illegible]
Other sales	[illegible]	...	...
Not analyzing merchandise line sales	...	...	...
Small single unit stores	1,196	71	...
SAN FRANCISCO-OAKLAND, CALIF.			
Large stores and multiunits—			
Analyzing merchandise line sales, total	[illegible]	[illegible]	...
Floor coverings—soft surface	[illegible]	[illegible]	[illegible]
Floor coverings—hard surface	[illegible]	[illegible]	[illegible]
Furniture (household)	[illegible]	[illegible]	[illegible]
Draperies, curtains, upholstery	[illegible]	[illegible]	[illegible]
Shades, blinds, awnings, tents, flags, banners	[illegible]	[illegible]	[illegible]
Other sales	414	...	...
Not analyzing merchandise line sales	...	...	...
Small single unit stores	[illegible]	[illegible]	...
SEATTLE, WASH.			
Large stores and multiunits—			
Analyzing merchandise line sales, total	[illegible]	[illegible]	...
Floor coverings—soft surface	[illegible]	[illegible]	[illegible]
Floor coverings—hard surface	[illegible]	[illegible]	[illegible]
Furniture (household)	[illegible]	[illegible]	[illegible]
Draperies, curtains, upholstery	[illegible]	[illegible]	[illegible]
Shades, blinds, awnings, tents, flags, banners	[illegible]	[illegible]	[illegible]
Other sales	[illegible]	...	...
Not analyzing merchandise line sales	...	...	...
Small single unit stores	[illegible]	[illegible]	...
TOLEDO, OHIO			
Large stores and multiunits—			
Analyzing merchandise line sales, total	[illegible]	[illegible]	...
Floor coverings—soft surface	[illegible]	[illegible]	[illegible]
Floor coverings—hard surface	[illegible]	[illegible]	[illegible]
Furniture (household)	[illegible]	[illegible]	[illegible]
Draperies, curtains, upholstery	[illegible]	[illegible]	[illegible]
Shades, blinds, awnings, tents, flags, banners	...	...	...
Other sales	[illegible]	...	...
Not analyzing merchandise line sales	...	...	...
Small single unit stores	[illegible]	[illegible]	...
WASHINGTON, D.C.			
Large stores and multiunits—			
Analyzing merchandise line sales, total	[illegible]	[illegible]	...
Floor coverings—soft surface	[illegible]	[illegible]	[illegible]
Floor coverings—hard surface	[illegible]	[illegible]	[illegible]
Furniture (household)	[illegible]	[illegible]	[illegible]
Draperies, curtains, upholstery	[illegible]	[illegible]	[illegible]
Shades, blinds, awnings, tents, flags, banners	...	...	...
Other sales	[illegible]	...	...
Not analyzing merchandise line sales	...	...	...
Small single unit stores	[illegible]	[illegible]	...

[illegible] footnotes, end of table.

Table 20E.—MERCHANDISE LINE SALES OF LARGE STORES AND MULTIUNITS—FURNITURE, FURNISHINGS, APPLIANCE GROUP—KIND OF BUSINESS, FOR SELECTED STANDARD METROPOLITAN AREAS: 1948—Continued

[See text for explanatory material]

Kind of business and merchandise line	Merchandise line sales (Thousand dollars)	Stores reporting merchandise line: Number	Stores reporting merchandise line: Total sales (Thousand dollars)	Merchandise line sales (Thousand dollars)	Stores reporting merchandise line: Number	Stores reporting merchandise line: Total sales (Thousand dollars)	Merchandise line sales (Thousand dollars)	Stores reporting merchandise line: Number	Stores reporting merchandise line: Total sales (Thousand dollars)	Merchandise line sales (Thousand dollars)	Stores reporting merchandise line: Number	Stores reporting merchandise line: Total sales (Thousand dollars)	Merchandise line sales (Thousand dollars)	Stores reporting merchandise line: Number	Stores reporting merchandise line: Total sales (Thousand dollars)
	BOSTON, MASS.			CHICAGO, ILL.			DETROIT, MICH.			LOS ANGELES, CALIF.			NEW YORK-NORTHEASTERN NEW JERSEY		
DRAPERY, CURTAIN, UPHOLSTERY STORES															
Large stores and multiunits—															
Analyzing merchandise line sales, total	1,563	15	...	5,708	44	...	3,446	29	...	5,149	58	...	18,164	127	...
Draperies, curtains, upholstery	1,140	15	1,563	4,681	44	5,707	3,113	29	3,446	4,472	58	5,149	14,463	127	18,164
Furniture (household)	(1)	2	(x)	176	6	1,211	272	5	971	226	8	886	1,639	34	6,504
Floor coverings—soft surface	(1)	3	(x)	76	5	1,148	(1)	1	(x)	73	5	643	209	9	1,892
Floor coverings—hard surface	(1)	1	(x)	...	...	...	(1)	1	(x)	(1)	2	(x)	(1)	2	(x)
Pictures, frames, lamps and shades	(1)	2	(x)	96	6	1,382	(1)	1	(x)	19	5	807	288	24	5,116
Shades, blinds, awnings, tents, flags, banners	(1)	2	(x)	(1)	1	(x)	...	...	...	(1)	3	(x)	157	6	1,531
Other sales	423	...	...	679	...	...	62	...	...	359	...	...	1,408	...	...
Not analyzing merchandise line sales	172	1	...	...	...	...	174	1	...	162	1	...	598	2	...
Small single unit stores	1,677	67	...	4,942	167	...	2,401	61	...	6,577	255	...	18,674	614	...
	PHILADELPHIA, PA.			SAN FRANCISCO-OAKLAND, CALIF.			WASHINGTON, D.C.								
Large stores and multiunits—															
Analyzing merchandise line sales, total	1,425	12	...	1,459	13	...	1,090	10	...						
Draperies, curtains, upholstery	1,153	12	1,325	1,118	13	1,459	811	10	1,090						
Furniture (household)	126	5	264	109	6	688	(1)	2	(x)						
Floor coverings—soft surface	(1)	2	(x)	(1)	4	(x)	(1)	1	(x)						
Floor coverings—hard surface	(1)	1	(x)	...	...	...	...	...	...						
Pictures, frames, lamps and shades	(1)	4	(x)	(1)	3	(x)	(1)	2	(x)						
Shades, blinds, awnings, tents, flags, banners	...	...	...	(1)	3	(x)	(1)	1	(x)						
Other sales	51	...	...	232	...	...	273	...	...						
Not analyzing merchandise line sales	...	...	...	...	...	...	...	...	...						
Small single unit stores	2,267	84	...	2,205	83	...	1,076	26	...						

See footnotes at end of table.

Table 20E.—MERCHANDISE LINE SALES OF LARGE STORES AND MULTIUNITS—FURNITURE, FURNISHINGS, APPLIANCE GROUP—KIND OF BUSINESS, FOR SELECTED STANDARD METROPOLITAN AREAS: 1948—Continued

[See text for explanatory material]

Kind of business and merchandise line	Merchandise line sales (Thousand dollars)	Stores reporting merchandise line: Number	Stores reporting merchandise line: Total sales (Thousand dollars)	Merchandise line sales (Thousand dollars)	Stores reporting merchandise line: Number	Stores reporting merchandise line: Total sales (Thousand dollars)	Merchandise line sales (Thousand dollars)	Stores reporting merchandise line: Number	Stores reporting merchandise line: Total sales (Thousand dollars)	Merchandise line sales (Thousand dollars)	Stores reporting merchandise line: Number	Stores reporting merchandise line: Total sales (Thousand dollars)	Merchandise line sales (Thousand dollars)	Stores reporting merchandise line: Number	Stores reporting merchandise line: Total sales (Thousand dollars)
	CHICAGO, ILL.			LOS ANGELES, CALIF.			NEW YORK-NORTHEASTERN NEW JERSEY			SAN FRANCISCO-OAKLAND, CALIF.					
CHINA, GLASSWARE, METALWARE STORES															
Large stores and multiunits—															
Analyzing merchandise line sales, total	5,625	11	...	10,057	21	...	13,909	50	...	8,434	10	...			
China, glassware, crockery	1,125	8	1,404	1,926	15	3,189	6,837	43	10,340	2,668	6	4,926			
Pictures, frames, lamps and shades	159	4	521	...	...	...	528	14	5,444	(1)	1	(x)			
Housewares (inc electric)	3,261	4	3,376	6,950	9	7,314	4,124	20	5,935	3,574	6	3,752			
Other sales	80	...	...	1,181	...	...	2,420	...	...	2,192	...	...			
Not analyzing merchandise line sales	...	...	...	246	1	...	...	...	...	...	...	...			
Small single unit stores	881	40	...	1,626	96	...	10,106	444	...	876	24	...			

See footnotes at end of table.

Table 20E.—MERCHANDISE LINE SALES OF LARGE STORES AND MULTIUNITS—FURNITURE, FURNISHINGS, APPLIANCE GROUP—KIND OF BUSINESS, FOR SELECTED STANDARD METROPOLITAN AREAS. 1948—Continued

[See text for explanatory material]

Column key for each area: Merchandise line sales (Thousand dollars) | Stores reporting merchandise line: Number | Stores reporting merchandise line: Total sales (Thousand dollars)

HOUSEHOLD APPLIANCE STORES

Kind of business and merchandise line	[illegible]: Merchandise line sales	Number	Total sales	[illegible]: Merchandise line sales	Number	Total sales	ALLENTOWN-BETHLEHEM-EASTON, PA.: Merchandise line sales	Number	Total sales	ATLANTA, GA.: Merchandise line sales	Number	Total sales	BALTIMORE, MD.: Merchandise line sales	Number	Total sales
Large stores and multiunits															
Analyzing merchandise line sales, total	[illegible]	[illegible]	...	[illegible]	[illegible]	...	[illegible]	[illegible]	...	[illegible]	42	...	10,771	45	...
Major household appliances	[illegible]	[illegible]	[illegible]	[illegible]	[illegible]	[illegible]	[illegible]	[illegible]	[illegible]	[illegible]	42	7,772	7,793	[illegible]	[illegible]
Radios, television sets and parts	[illegible]	[illegible]	[illegible]	[illegible]	[illegible]	[illegible]	[illegible]	[illegible]	[illegible]	[illegible]	12	[illegible]	917	21	[illegible]
Pianos, musical instruments, phonographs	[illegible]	1	(x)	(1)	1	[illegible]	[illegible]	[illegible]	[illegible]	(1)	1	(x)	(1)	1	(x)
Phonograph records	[illegible]	1	(x)	[illegible]	[illegible]	[illegible]	[illegible]	1	[illegible]	(1)	3	(x)	(1)	3	(x)
Housewares (inc. electric)	[illegible]	[illegible]	[illegible]	[illegible]	[illegible]	[illegible]	[illegible]	[illegible]	[illegible]	[illegible]	22	[illegible]	1,067	20	[illegible]
Cameras, photo equipment and supplies	(1)	[illegible]	(x)	...	...	...	[illegible]	4	(x)	...	...	...	(1)	2	(x)
Service and repair department	[illegible]	[illegible]	[illegible]	[illegible]	[illegible]	[illegible]	[illegible]	[illegible]	[illegible]	[illegible]	13	3,894	473	24	4,528
Other sales	[illegible]	...	...	[illegible]	...	...	[illegible]	...	...	858	...	...	521	...	...
Not analyzing merchandise line sales	...	...	...	...	...	...	[illegible]	1	...	200	1	...	...	...	...
Small single unit stores	[illegible]	[illegible]	...	[illegible]	[illegible]	...	[illegible]	[illegible]	...	1,421	34	...	2,188	62	...

Kind of business and merchandise line	BIRMINGHAM, ALA.: Merchandise line sales	Number	Total sales	BOSTON, MASS.: Merchandise line sales	Number	Total sales	BRIDGEPORT, CONN.: Merchandise line sales	Number	Total sales	BUFFALO, N. Y.: Merchandise line sales	Number	Total sales	CANTON, OHIO: Merchandise line sales	Number	Total sales
Large stores and multiunits															
Analyzing merchandise line sales, total	[illegible]	[illegible]	...	[illegible]	[illegible]	...	[illegible]	[illegible]	...	[illegible]	53	...	3,911	23	...
Major household appliances	[illegible]	[illegible]	[illegible]	[illegible]	[illegible]	[illegible]	[illegible]	18	[illegible]	[illegible]	[illegible]	[illegible]	2,750	22	3,868
Radios, television sets and parts	[illegible]	[illegible]	[illegible]	[illegible]	35	[illegible]	[illegible]	[illegible]	[illegible]	[illegible]	32	4,705	221	10	[illegible]
Pianos, musical instruments, phonographs	...	...	...	[illegible]	[illegible]	(x)	(1)	4	(x)	(1)	3	(x)	(1)	2	(x)
Phonograph records	[illegible]	[illegible]	(x)	[illegible]	[illegible]	[illegible]	(1)	2	(x)	47	5	737	(1)	1	(x)
Housewares (inc. electric)	255	[illegible]	[illegible]	[illegible]	43	[illegible]	[illegible]	[illegible]	[illegible]	924	34	5,816	[illegible]	[illegible]	2,172
Cameras, photo equipment and supplies	...	...	...	[illegible]	1	(x)	...	...	...	...	...	...	...	...	...
Service and repair department	[illegible]	[illegible]	[illegible]	[illegible]	[illegible]	11,41[illegible]	[illegible]	8	[illegible]	380	22	[illegible]	164	7	[illegible]
Other sales	[illegible]	...	...	[illegible]	...	...	337	...	...	842	...	...	510	...	...
Not analyzing merchandise line sales	...	...	...	[illegible]	[illegible]	...	...	...	...	122	1	...	...	...	...
Small single unit stores	[illegible]	[illegible]	...	[illegible]	[illegible]	...	749	23	...	[illegible]	144	...	692	21	...

Kind of business and merchandise line	CHARLESTON, W. VA.: Merchandise line sales	Number	Total sales	CHICAGO, ILL.: Merchandise line sales	Number	Total sales	CINCINNATI, OHIO: Merchandise line sales	Number	Total sales	CLEVELAND, OHIO: Merchandise line sales	Number	Total sales	COLUMBUS, OHIO: Merchandise line sales	Number	Total sales
Large stores and multiunits															
Analyzing merchandise line sales, total	[illegible]	12	...	[illegible]	253	...	5,783	40	...	[illegible]	[illegible]	...	6,069	32	...
Major household appliances	[illegible]	12	[illegible]	[illegible]	240	55,723	4,739	39	[illegible]	[illegible]	45	[illegible]	[illegible]	32	6,069
Radios, television sets and parts	83	[illegible]	[illegible]	[illegible]	15	[illegible]	[illegible]	18	[illegible]	957	22	4,762	417	23	3,709
Pianos, musical instruments, phonographs	...	...	...	379	14	[illegible]	(1)	3	(x)	...	...	...	(1)	1	(x)
Phonograph records	(1)	[illegible]	(x)	[illegible]	24	[illegible]	(1)	3	(x)	125	5	743	65	8	911
Housewares (inc. electric)	53	[illegible]	[illegible]	[illegible]	[illegible]	35,842	153	14	2,380	760	26	6,090	327	22	3,688
Cameras, photo equipment and supplies	(1)	1	(x)	[illegible]	10	[illegible]	...	...	...	(1)	2	(x)	...	...	...
Service and repair department	23	[illegible]	[illegible]	[illegible]	148	23,357	258	15	[illegible]	217	18	[illegible]	190	16	3,499
Other sales	255	...	...	[illegible]	...	...	334	...	...	448	...	...	451	...	...
Not analyzing merchandise line sales	[illegible]	[illegible]	...	[illegible]		...	7	[illegible]	...	...	...	...	268	1	...
Small single unit stores	[illegible]	[illegible]	...	[illegible]	[illegible]	...	[illegible]	102	...	[illegible]	128	...	1,784	34	...

Kind of business and merchandise line	DALLAS, TEX.: Merchandise line sales	Number	Total sales	DAVENPORT, ROCK ISLAND-MOLINE, ILL.: Merchandise line sales	Number	Total sales	DAYTON, OHIO: Merchandise line sales	Number	Total sales	DENVER, COLO.: Merchandise line sales	Number	Total sales	DES MOINES, IOWA: Merchandise line sales	Number	Total sales
Large stores and multiunits															
Analyzing merchandise line sales, total	[illegible]	[illegible]	...	[illegible]	22	...	[illegible]	28	...	[illegible]	34	...	2,932	12	...
Major household appliances	[illegible]	[illegible]	[illegible]	[illegible]	21	[illegible]	[illegible]	27	[illegible]	[illegible]	34	[illegible]	2,328	12	[illegible]
Radios, television sets and parts	[illegible]	14	[illegible]	[illegible]	14	2,738	562	16	3,443	289	14	2,003	(1)	3	(x)
Pianos, musical instruments, phonographs	(1)	1	(x)	...	...	...	(1)	4	(x)	(1)	3	(x)	(1)	1	(x)
Phonograph records	(1)	[illegible]	(x)	(1)	4	(x)	[illegible]	7	1,791	(1)	4	(x)	(1)	1	(x)
Housewares (inc. electric)	[illegible]	[illegible]	[illegible]	[illegible]	[illegible]	[illegible]	[illegible]	15	2,548	285	19	2,811	[illegible]	6	1,792
Cameras, photo equipment and supplies	(1)	1	(x)	...	...	...	(1)	1	(x)	...	...	...	...	...	...
Service and repair department	404	[illegible]	[illegible]	[illegible]	[illegible]	[illegible]	[illegible]	13	[illegible]	[illegible]	22	[illegible]	162	6	879
Other sales	[illegible]	...	...	[illegible]	...	...	[illegible]	...	...	[illegible]	...	...	288	...	...
Not analyzing merchandise line sales	[illegible]	1	...	...	...	...	[illegible]	1	...	[illegible]	3	...	...	...	...
Small single unit stores	[illegible]	[illegible]	...	[illegible]	[illegible]	...	[illegible]	[illegible]	...	[illegible]	64	...	[illegible]	21	...

Kind of business and merchandise line	DETROIT, MICH.: Merchandise line sales	Number	Total sales	DULUTH, MINN.-SUPERIOR, WIS.: Merchandise line sales	Number	Total sales	ERIE, PA.: Merchandise line sales	Number	Total sales	FLINT, MICH.: Merchandise line sales	Number	Total sales	FORT WORTH, TEX.: Merchandise line sales	Number	Total sales
Large stores and multiunits															
Analyzing merchandise line sales, total	[illegible]	[illegible]	...	[illegible]	[illegible]	...	[illegible]	[illegible]	...	[illegible]	[illegible]	...	[illegible]	22	...
Major household appliances	[illegible]	[illegible]	[illegible]	[illegible]	[illegible]	[illegible]	[illegible]	[illegible]	[illegible]	[illegible]	[illegible]	[illegible]	2,541	21	[illegible]
Radios, television sets and parts	[illegible]	[illegible]	[illegible]	[illegible]	[illegible]	[illegible]	[illegible]	[illegible]	[illegible]	[illegible]	[illegible]	[illegible]	[illegible]	8	[illegible]
Pianos, musical instruments, phonographs	[illegible]	[illegible]	...	...	...	...	(1)	[illegible]	(x)	...	...	...	...	...	...
Phonograph records	[illegible]	[illegible]	[illegible]	[illegible]	1	(x)	(1)	[illegible]	(x)	...	...	...	(1)	[illegible]	(x)
Housewares (inc. electric)	[illegible]	[illegible]	[illegible]	[illegible]	[illegible]	[illegible]	[illegible]	1	[illegible]	[illegible]	1	1,812	180	[illegible]	[illegible]
Cameras, photo equipment and supplies	[illegible]	[illegible]	[illegible]	[illegible]	1	(x)	...	...	...	...	...	...	(1)	[illegible]	(x)
Service and repair department	[illegible]	[illegible]	[illegible]	[illegible]	[illegible]	[illegible]	[illegible]	[illegible]	[illegible]	[illegible]	1	[illegible]	[illegible]	[illegible]	[illegible]
Other sales	[illegible]	...	...	[illegible]	...	...	[illegible]	...	...	[illegible]	...	...	[illegible]	...	...
Not analyzing merchandise line sales	[illegible]	[illegible]	...	...	...	...	...	...	...	[illegible]	1	...	...	...	...
Small single unit stores	[illegible]	[illegible]	...	[illegible]	[illegible]	...	[illegible]	[illegible]	...	[illegible]	[illegible]	...	[illegible]	13	...

Table 20E.—MERCHANDISE LINE SALES OF LARGE STORES AND MULTIUNITS—FURNITURE, FURNISHINGS, APPLIANCE GROUP—KIND OF BUSINESS, FOR SELECTED STANDARD METROPOLITAN AREAS: 1948—Continued

[See text for explanatory material]

Column headings for each area: Merchandise line sales (Thousand dollars); Stores reporting merchandise line: Number; Total sales (Thousand dollars)

HOUSEHOLD APPLIANCE STORES

Kind of business and merchandise line	FRESNO, CALIF. Merchandise line sales	Number	Total sales	GRAND RAPIDS, MICH. Merchandise line sales	Number	Total sales	HARRISBURG, PA. Merchandise line sales	Number	Total sales	HARTFORD, CONN. Merchandise line sales	Number	Total sales	HOUSTON, TEX. Merchandise line sales	Number	Total sales
Large stores and multiunits—															
Analyzing merchandise line sales, total	2,561	17	...	3,961	17	...	4,518	21	...	3,058	27	...	15,[illegible]	[illegible]	...
Major household appliances	1,937	17	2,561	3,033	16	3,953	3,747	20	4,542	2,815	24	3,821	12,023	[illegible]	14,[illegible]
Radios, television sets and parts	104	8	1,327	102	6	945	124	8	1,48[illegible]	413	11	1,587	534	35	[illegible]
Pianos, musical instruments, phonographs	(1)	2	(x)	(1)	1	(x)	(1)	4	(x)	...	...	...	13[illegible]	14	2,[illegible]
Phonograph records	(1)	2	(x)	(1)	3	(x)	(1)	3	(x)	...	...	...	14[illegible]	15	2,14[illegible]
Housewares (inc. electric)	144	10	1,810	2[illegible]3	11	2,406	14[illegible]	10	2,7[illegible]	261	14	2,270	400	21	3,[illegible]3
Cameras, photo equipment and supplies	...	...	...	...	...	...	...	...	...	...	...	...	(1)	1	(x)
Service and repair department	181	11	1,590	96	6	1,304	[illegible]	[illegible]	1,[illegible]	[illegible]	17	2,402	437	31	[illegible]
Other sales	195	...	...	467	...	...	528	...	...	112	...	...	2,879	...	...
Not analyzing merchandise line sales	...	...	...	312	4	...	...	...	...	...	...	...	163	1	...
Small single unit stores	1,789	49	...	1,176	31	...	1,1[illegible]	43	...	1,702	56	...	2,34[illegible]	[illegible]	...

Kind of business and merchandise line	HUNTINGTON, W. VA.-ASHLAND, KY. Merchandise line sales	Number	Total sales	INDIANAPOLIS, IND. Merchandise line sales	Number	Total sales	JACKSONVILLE, FLA. Merchandise line sales	Number	Total sales	JOHNSTOWN, PA. Merchandise line sales	Number	Total sales	KANSAS CITY, MO. Merchandise line sales	Number	Total sales
Large stores and multiunits—															
Analyzing merchandise line sales, total	1,927	14	...	5,[illegible]82	31	...	3,828	18	...	2,509	17	...	[illegible],738	69	...
Major household appliances	1,649	19	1,927	4,835	30	5,[illegible]32	2,[illegible]2	17	3,4[illegible]2	1,[illegible]25	[illegible]	2,427	[illegible]	64	12 130
Radios, television sets and parts	43	9	1,01[illegible]	75	11	1,14[illegible]	237	7	1,093	44	6	1,54[illegible]	831	30	[illegible],724
Pianos, musical instruments, phonographs	(1)	1	(x)	12	5	4[illegible]	(1)	1	(x)	(1)	1	(x)	(1)	3	(x)
Phonograph records	(1)	1	(x)	12	6	491	(1)	2	(x)	(1)	1	(x)	(1)	4	(x)
Housewares (inc. electric)	44	7	972	211	14	2,[illegible]1	4[illegible]7	11	2,[illegible]2	14[illegible]	11	1,91[illegible]	1,471	4[illegible]	9,259
Cameras, photo equipment and supplies	...	...	...	(1)	1	(x)	...	...	...	...	...	...	(1)	2	(x)
Service and repair department	51	10	1,012	491	12	1,9[illegible]2	149	[illegible]	2,0[illegible]	180	[illegible]	1,461	505	32	5,71[illegible]
Other sales	129	...	...	14[illegible]	...	...	321	...	...	511	...	...	1,408	...	...
Not analyzing merchandise line sales	...	...	...	...	...	...	...	...	...	13	1	...	258	1	...
Small single unit stores	78[illegible]	21	...	1,870	56	...	1,085	2[illegible]	...	1,221	4[illegible]	...	2,[illegible]	56	...

Kind of business and merchandise line	KNOXVILLE, TENN. Merchandise line sales	Number	Total sales	LOS ANGELES, CALIF. Merchandise line sales	Number	Total sales	LOUISVILLE, KY. Merchandise line sales	Number	Total sales	MEMPHIS, TENN. Merchandise line sales	Number	Total sales	MIAMI, FLA. Merchandise line sales	Number	Total sales
Large stores and multiunits—															
Analyzing merchandise line sales, total	3,404	19	...	[illegible],296	391	...	[illegible],55[illegible]	34	...	[illegible],40[illegible]	2[illegible]	...	8,209	44	...
Major household appliances	1,943	19	3,404	39,826	362	58,016	2,182	34	[illegible],5[illegible]	3,[illegible]73	22	[illegible],1[illegible]	5,4[illegible]3	44	8,20[illegible]
Radios, television sets and parts	192	8	2,095	7,8[illegible]1	205	3[illegible],45[illegible]	524	20	[illegible],1[illegible]	111	7	1,43[illegible]	729	23	4,[illegible]3[illegible]
Pianos, musical instruments, phonographs	(1)	3	(x)	308	17	4,154	(1)	3	(x)	...	...	...	(1)	[illegible]	(x)
Phonograph records	(1)	1	(x)	43[illegible]	37	[illegible]	92	7	815	(1)	1	(x)	88	[illegible]	1,[illegible]
Housewares (inc. electric)	251	11	2,622	3,[illegible]4	193	35,158	249	17	3,880	[illegible]	1[illegible]	3,91[illegible]	412	2[illegible]	4,8[illegible]1
Cameras, photo equipment and supplies	...	...	...	26	8	1,570	(1)	1	(x)	(1)	2	(x)	(1)	[illegible]	(x)
Service and repair department	(1)	4	(x)	2,910	253	37,153	17[illegible]	18	3,22[illegible]	237	8	2,414	4[illegible]	2[illegible]	4,[illegible]1[illegible]
Other sales	1,018	...	...	4,880	...	...	347	...	...	542	...	...	1,10[illegible]	...	...
Not analyzing merchandise line sales	...	...	...	3,898	13	...	...	...	...	[illegible]84	4	...	14[illegible]	1	...
Small single unit stores	374	25	...	18,043	491	...	2,348	55	...	847	21	...	2,[illegible]42	56	...

Kind of business and merchandise line	MILWAUKEE, WIS. Merchandise line sales	Number	Total sales	MINNEAPOLIS-ST. PAUL, MINN. Merchandise line sales	Number	Total sales	MOBILE, ALA. Merchandise line sales	Number	Total sales	NEW HAVEN, CONN. Merchandise line sales	Number	Total sales	NEW ORLEANS, LA. Merchandise line sales	Number	Total sales
Large stores and multiunits—															
Analyzing merchandise line sales, total	12,395	65	...	12,931	73	...	2,412	14	...	[illegible],000	1[illegible]	...	[illegible],384	34	...
Major household appliances	7,232	61	11,837	9,272	73	12,931	1,85[illegible]	14	2,412	2,[illegible]	14	2,958	4,2[illegible]7	33	[illegible],27[illegible]
Radios, television sets and parts	1,433	43	[illegible],4[illegible]	75	33	5,780	(1)	3	(x)	302	10	2,194	195	10	2,1[illegible]
Pianos, musical instruments, phonographs	2	5	381	(1)	4	(x)	(1)	1	(x)	(1)	2	(x)	(1)	2	(x)
Phonograph records	216	7	1,770	54	11	1,[illegible]9	(1)	2	(x)	(1)	1	(x)	(1)	3	(x)
Housewares (inc. electric)	1,514	45	8,112	311	43	8,005	28	6	739	171	13	2,333	210	11	2,4[illegible]
Cameras, photo equipment and supplies	...	...	...	(1)	2	(x)	(1)	1	(x)	...	...	...	...	...	...
Service and repair department	604	32	[illegible],[illegible]77	841	42	8,202	[illegible]	5	1,413	83	[illegible]	1,785	268	1[illegible]	3,060
Other sales	894	...	...	1,19[illegible]	...	...	460	...	...	17[illegible]	...	...	1,4[illegible]	...	...
Not analyzing merchandise line sales	...	...	...	150	4	...	...	...	...	...	...	...	...	...	...
Small single unit stores	2,752	83	...	3,212	75	...	2[illegible]3	[illegible]	...	[illegible]	[illegible]	...	1,202	35	...

Kind of business and merchandise line	NEW YORK-NORTHEASTERN NEW JERSEY Merchandise line sales	Number	Total sales	NORFOLK-PORTSMOUTH, VA. Merchandise line sales	Number	Total sales	OKLAHOMA CITY, OKLA. Merchandise line sales	Number	Total sales	OMAHA, NEBR. Merchandise line sales	Number	Total sales	PEORIA, ILL. Merchandise line sales	Number	Total sales
Large stores and multiunits—															
Analyzing merchandise line sales, total	163,070	748	...	3,345	16	...	3,[illegible]2	1[illegible]	...	4,11[illegible]	[illegible]	...	[illegible],9[illegible]3	14	...
Major household appliances	100,048	691	152,173	2,710	16	3,345	3,[illegible]	1	3,521	2,98[illegible]	[illegible]	4,11[illegible]	2,[illegible]1	14	3,96[illegible]
Radios, television sets and parts	26,233	349	90,567	79	10	2,297	[illegible]4	[illegible]	1,008	28[illegible]	1[illegible]	1,81[illegible]	359	5	2,1[illegible]2
Pianos, musical instruments, phonographs	198	17	5,793	(1)	1	(x)	(1)	3	(x)	(1)	2	(x)	(1)	2	(x)
Phonograph records	828	55	15,856	(1)	1	(x)	(1)	2	(x)	(1)	1	(x)	(1)	3	(x)
Housewares (inc. electric)	19,934	434	104,740	127	12	2,7[illegible]	[illegible]1	[illegible]	1,[illegible]1	[illegible]	1[illegible]	2,[illegible]1[illegible]	323	[illegible]	2,438
Cameras, photo equipment and supplies	1,790	35	15,050	...	...	...	...	...	...	[illegible]	1	(x)	(1)	1	(x)
Service and repair department	5,032	312	70,9[illegible]5	203	1[illegible]	2,339	[illegible]	1[illegible]	1,[illegible]1[illegible]	[illegible]	1[illegible]	2,4[illegible]	302	10	3,2[illegible]
Other sales	9,607	...	...	226	...	...	[illegible]	...	...	[illegible]	...	...	598	...	...
Not analyzing merchandise line sales	2,426	11	...	109	1	...	...	...	...	...	...	...	...	...	...
Small single unit stores	33,058	921	...	953	28	...	[illegible]	22	...	[illegible]	[illegible]	...	702	21	...

See footnotes at end of table.

Table 20E.—MERCHANDISE LINE SALES OF LARGE STORES AND MULTIUNITS—FURNITURE, FURNISHINGS, APPLIANCE GROUP—KIND OF BUSINESS, FOR SELECTED STANDARD METROPOLITAN AREAS: 1948—Continued

[See text for explanatory material]

Kind of business and merchandise line	Merchandise line sales (Thousand dollars)	Stores reporting merchandise line: Number	Stores reporting merchandise line: Total sales (Thousand dollars)	Merchandise line sales (Thousand dollars)	Stores reporting merchandise line: Number	Stores reporting merchandise line: Total sales (Thousand dollars)	Merchandise line sales (Thousand dollars)	Stores reporting merchandise line: Number	Stores reporting merchandise line: Total sales (Thousand dollars)	Merchandise line sales (Thousand dollars)	Stores reporting merchandise line: Number	Stores reporting merchandise line: Total sales (Thousand dollars)	Merchandise line sales (Thousand dollars)	Stores reporting merchandise line: Number	Stores reporting merchandise line: Total sales (Thousand dollars)
	PHILADELPHIA, PA.			PHOENIX, ARIZ.			PITTSBURGH, PA.			PORTLAND, OREG.			PROVIDENCE, R. I.		
HOUSEHOLD APPLIANCE STORES															
Large stores and multiunits															
Analyzing merchandise line sales, total	37,208	207	...	4,117	13	...	13,564	115	...	8,395	46	...	7,374	32	...
Major household appliances	24,266	203	36,403	2,505	12	3,867	10,435	113	13,334	6,390	43	8,060	5,717	27	6,842
Radios, television sets and parts	5,742	117	23,237	(1)	3	(x)	595	34	4,125	229	17	3,124	189	6	698
Pianos, musical instruments, phonographs	144	9	2,250	(1)	1	(x)	(1)	4	(x)	(1)	1	(x)	(1)	2	(x)
Phonograph records	293	21	5,223	(1)	1	(x)	99	8	1,214	(1)	4	(x)	(1)	2	(x)
Housewares (inc. electric)	2,446	111	21,566	623	9	3,432	761	40	6,464	681	29	5,295	863	23	5,895
Cameras, photo equipment and supplies	(1)	4	(x)	...	...	...	(1)	1	(x)	(1)	1	(x)	...	...	...
Service and repair department	1,260	67	12,473	80	6	1,150	497	28	4,365	461	14	3,924	273	18	4,680
Other sales	2,959	...	...	909	...	...	1,177	...	...	634	...	...	332	...	...
Not analyzing merchandise line sales	548	7	...	360	2	...	1,277	3	...	493	2	...	...	...	...
Small single unit stores	14,344	389	...	1,263	35	...	9,048	258	...	2,203	53	...	2,502	60	...
	READING, PA.			RICHMOND, VA.			ROCHESTER, N. Y.			SACRAMENTO, CALIF.			ST. LOUIS, MO.		
Large stores and multiunits															
Analyzing merchandise line sales, total	4,078	27	...	3,852	18	...	8,805	38	...	3,944	25	...	16,368	98	...
Major household appliances	2,739	27	4,078	3,124	18	3,852	6,148	37	8,057	2,890	25	3,944	11,741	98	16,368
Radios, television sets and parts	575	16	2,471	90	2	1,274	506	23	5,958	213	8	1,532	1,480	56	8,941
Pianos, musical instruments, phonographs	...	...	...	(1)	2	(x)	(1)	1	(x)	(1)	1	(x)	(1)	2	(x)
Phonograph records	(1)	3	(x)	(1)	2	(x)	(1)	2	(x)	81	5	1,295	60	8	1,328
Housewares (inc. electric)	320	16	2,941	38	5	1,157	720	22	5,465	227	14	2,411	972	46	9,189
Cameras, photo equipment and supplies	...	...	...	...	...	...	(1)	1	(x)	...	...	...	(1)	2	(x)
Service and repair department	142	12	2,525	121	5	1,133	483	14	4,153	188	18	2,537	1,303	49	9,864
Other sales	304	...	...	479	...	...	948	...	...	345	...	...	812	...	...
Not analyzing merchandise line sales	197	1	...	...	...	...	...	...	...	...	...	...	...	...	...
Small single unit stores	1,425	42	...	1,075	24	...	2,480	70	...	1,402	39	...	6,630	162	...
	SALT LAKE CITY, UTAH			SAN ANTONIO, TEX.			SAN BERNARDINO, CALIF.			SAN DIEGO, CALIF.			SAN FRANCISCO-OAKLAND, CALIF.		
Large stores and multiunits															
Analyzing merchandise line sales, total	2,289	21	...	3,491	16	...	5,796	24	...	8,176	47	...	28,227	168	...
Major household appliances	2,030	18	2,485	2,539	15	3,376	2,335	24	2,795	5,790	46	8,156	18,816	161	27,423
Radios, television sets and parts	92	11	1,386	229	6	1,958	128	8	1,089	623	23	4,652	1,922	79	15,535
Pianos, musical instruments, phonographs	(1)	1	(x)	...	...	...	...	...	...	(1)	1	(x)	146	14	2,281
Phonograph records	(1)	1	(x)	(1)	2	(x)	...	...	...	(1)	4	(x)	378	22	6,134
Housewares (inc. electric)	633	17	2,167	316	8	2,303	141	11	1,657	744	28	5,860	3,695	99	17,599
Cameras, photo equipment and supplies	...	...	...	...	...	...	...	...	...	...	...	...	(1)	3	(x)
Service and repair department	111	8	1,393	174	12	2,844	138	16	1,934	408	31	5,586	1,431	99	14,444
Other sales	143	...	...	233	...	...	53	...	...	611	...	...	1,839	...	...
Not analyzing merchandise line sales	...	...	...	...	...	...	154	2	...	303	3	...	1,148	11	...
Small single unit stores	494	23	...	647	22	...	1,208	40	...	3,289	84	...	8,453	233	...
	SAN JOSE, CALIF.			SCRANTON, PA.			SEATTLE, WASH.			SOUTH BEND, IND.			SPOKANE, WASH.		
Large stores and multiunits															
Analyzing merchandise line sales, total	4,134	24	...	2,713	19	...	7,797	54	...	3,120	19	...	2,239	17	...
Major household appliances	3,114	24	4,134	1,940	18	2,653	4,609	50	6,694	2,493	19	3,120	1,664	17	2,239
Radios, television sets and parts	298	9	1,912	89	6	1,615	665	29	3,722	230	8	1,167	128	8	932
Pianos, musical instruments, phonographs	...	...	...	(1)	1	(x)	119	10	1,343	...	...	...	(1)	2	(x)
Phonograph records	...	...	...	(1)	1	(x)	79	16	2,257	(1)	1	(x)	(1)	1	(x)
Housewares (inc. electric)	326	12	2,441	118	6	1,160	1,416	44	5,120	184	10	1,698	128	10	1,212
Cameras, photo equipment and supplies	...	...	...	...	...	...	(1)	2	(x)	...	...	...	...	...	...
Service and repair department	224	10	2,408	134	7	1,078	411	25	2,930	112	10	1,660	130	9	1,346
Other sales	130	...	...	422	...	...	644	...	...	101	...	...	189	...	...
Not analyzing merchandise line sales	117	1	...	512	3	...	...	...	...	...	...	...	50	1	...
Small single unit stores	1,244	46	...	785	27	...	3,263	75	...	972	26	...	683	24	...
	[illegible]			STOCKTON, CALIF.			SYRACUSE, N. Y.			TACOMA, WASH.			TAMPA-ST. PETERSBURG, FLA.		
Large stores and multiunits															
Analyzing merchandise line sales, total	[illegible]		...	[illegible]	16	...	4,011	17	...	2,352	18	...	5,875	31	...
Major household appliances	[illegible]		[illegible]	[illegible]	16	2,244	1,712	17	2,010	1,761	18	2,352	4,329	30	5,873
Radios, television sets and parts	[illegible]		[illegible]	136	8	1,078	69	6	354	63	5	738	468	10	2,374
Pianos, musical instruments, phonographs	[illegible]		[illegible]		1	(x)	(1)	1	(x)	...	...	...	(1)	2	(x)
Phonograph records	[illegible]		[illegible]		2	(x)	...	...	...	...	...	...	(1)	4	(x)
Housewares (inc. electric)	[illegible]		[illegible]	[illegible]	14	1,812	[illegible]	8	985	119	9	1,406	266	17	3,397
Cameras, photo equipment and supplies	...	...	...	...	...	...	(1)	1	(x)	(1)	1	(x)	...	...	...
Service and repair department	[illegible]	[illegible]	[illegible]	[illegible]	12	1,688	(1)	4	(x)	230	13	1,700	251	13	3,121
Other sales	[illegible]	...	...	[illegible]	...	...	1[illegible]	...	...	178	...	...	461	...	...
Not analyzing merchandise line sales	...	...	...	...	...	...	...	...	...	...	...	...	420	3	...
Small single unit stores	[illegible]	[illegible]	...	[illegible]	24	...	1,280	40	...	1,130	30	...	1,564	41	...

Table 20E.—MERCHANDISE LINE SALES OF LARGE STORES AND MULTIUNITS—FURNITURE, FURNISHINGS, APPLIANCE GROUP—KIND OF BUSINESS, FOR SELECTED STANDARD METROPOLITAN AREAS: 1948—Continued

[See text for explanatory material]

Kind of business and merchandise line	Merchandise line sales (Thousand dollars)	Stores reporting merchandise line: Number	Stores reporting merchandise line: Total sales (Thousand dollars)	Merchandise line sales (Thousand dollars)	Stores reporting merchandise line: Number	Stores reporting merchandise line: Total sales (Thousand dollars)	Merchandise line sales (Thousand dollars)	Stores reporting merchandise line: Number	Stores reporting merchandise line: Total sales (Thousand dollars)	Merchandise line sales (Thousand dollars)	Stores reporting merchandise line: Number	Stores reporting merchandise line: Total sales (Thousand dollars)	Merchandise line sales (Thousand dollars)	Stores reporting merchandise line: Number	Stores reporting merchandise line: Total sales (Thousand dollars)
	TOLEDO, OHIO			TRENTON, N. J.			UTICA-ROME, N. Y.			WASHINGTON, D. C.			WHEELING, W.VA.-STEUBENVILLE, OHIO		
HOUSEHOLD APPLIANCE STORES															
Large stores and multiunits—															
Analyzing merchandise line sales, total	5,601	27	...	3,316	14	...	2,690	18	...	16,170	81	...	3,239	39	...
Major household appliances	4,107	27	5,601	2,367	14	3,316	2,006	17	2,557	9,945	79	15,658	2,608	38	3,219
Radios, television sets and parts	420	14	1,788	289	7	1,890	184	10	1,656	2,245	40	9,144	233	16	1,585
Pianos, musical instruments, phonographs	(1)	4	(x)	...	...	...	...	...	...	109	9	1,918	(1)	3	(x)
Phonograph records	40	8	815	...	...	...	(1)	2	(x)	117	15	3,154	(1)	3	(x)
Housewares (inc. electric)	604	14	2,861	159	9	2,530	226	10	1,595	1,428	47	9,775	122	15	1,530
Cameras, photo equipment and supplies	...	...	...	...	...	...	...	...	...	(1)	2	(x)	...	...	...
Service and repair department	242	11	3,282	190	8	1,686	28	7	1,086	941	47	8,678	86	16	1,452
Other sales	188	...	...	311	...	...	246	...	...	1,385	...	...	190	...	...
Not analyzing merchandise line sales	169	1	...	...	...	...	...	...	...	319	1	...	...	...	...
Small single unit stores	2,099	55	...	676	18	...	2,148	59	...	2,702	66	...	1,432	47	...
	WICHITA, KANS.			WILKES-BARRE-HAZLETON, PA.			WILMINGTON, DEL.			WORCESTER, MASS.			YORK, PA.		
Large stores and multiunits—															
Analyzing merchandise line sales, total	4,718	17	...	3,686	46	...	5,667	19	...	3,222	16	...	3,670	22	...
Major household appliances	3,340	16	4,369	2,511	46	3,686	3,941	18	5,597	2,544	16	3,222	2,519	21	3,634
Radios, television sets and parts	(1)	4	(x)	269	23	2,351	388	9	3,358	168	8	1,169	366	12	2,304
Pianos, musical instruments, phonographs	(1)	1	(x)	14	7	521	(1)	1	(x)	...	...	...	(1)	1	(x)
Phonograph records	...	...	...	83	12	1,079	(1)	1	(x)	(1)	2	(x)	(1)	1	(x)
Housewares (inc. electric)	651	6	2,948	365	24	2,498	455	11	4,176	280	10	2,761	219	14	2,674
Cameras, photo equipment and supplies	...	...	...	...	...	...	...	...	...	...	...	...	(1)	1	(x)
Service and repair department	524	7	2,469	140	9	1,249	361	8	2,867	170	11	2,669	114	11	2,016
Other sales	203	...	...	304	...	...	522	...	...	60	...	...	452	...	...
Not analyzing merchandise line sales	...	...	...	...	...	...	...	...	...	111	1	...	8	1	...
Small single unit stores	613	25	...	1,297	42	...	1,335	38	...	743	24	...	1,283	36	...
	YOUNGSTOWN, OHIO														
Large stores and multiunits—															
Analyzing merchandise line sales, total	5,051	34	...												
Major household appliances	3,809	34	5,051												
Radios, television sets and parts	235	14	2,371												
Pianos, musical instruments, phonographs	(1)	1	(x)												
Phonograph records	(1)	3	(x)												
Housewares (inc. electric)	346	20	3,387												
Cameras, photo equipment and supplies	...	...	...												
Service and repair department	282	19	3,202												
Other sales	379	...	...												
Not analyzing merchandise line sales	198	1	...												
Small single unit stores	1,741	63	...												

See footnotes at end of table.

Table 20E.—MERCHANDISE LINE SALES OF LARGE STORES AND MULTIUNITS—FURNITURE, FURNISHINGS, APPLIANCE GROUP—KIND OF BUSINESS, FOR SELECTED STANDARD METROPOLITAN AREAS: 1948—Continued

[See text for explanatory material]

RADIO STORES

Kind of business and merchandise line	[illegible] N, MASS.: Merchandise line sales (Thousand dollars)	Stores reporting merchandise line: Number	Stores reporting merchandise line: Total sales (Thousand dollars)	[illegible], ILL.: Merchandise line sales (Thousand dollars)	Number	Total sales (Thousand dollars)	[illegible], OHIO: Merchandise line sales (Thousand dollars)	Number	Total sales (Thousand dollars)	DETROIT, MICH.: Merchandise line sales (Thousand dollars)	Number	Total sales (Thousand dollars)	LOS ANGELES, CALIF.: Merchandise line sales (Thousand dollars)	Number	Total sales (Thousand dollars)
Large stores and multiunits															
Analyzing merchandise line sales, total	[illegible]	[illegible]	...	[illegible]	[illegible]	...	[illegible]	[illegible]	...	[illegible]	[illegible]	...	[illegible]	110	...
Radios, television sets and parts	[illegible]	[illegible]	[illegible]	[illegible]	[illegible]	[illegible]	[illegible]	[illegible]	[illegible]	[illegible]	[illegible]	[illegible]	[illegible]	110	14,878
Pianos, musical instruments, phonographs	[illegible]	[illegible]	[illegible]	[illegible]	[illegible]	[illegible]	[illegible]	[illegible]	(x)	[illegible]	1	(x)	439	17	4,524
Phonograph records	[illegible]	[illegible]	[illegible]	[illegible]	[illegible]	[illegible]	[illegible]	[illegible]	[illegible]	(1)	2	(x)	983	39	6,626
Major household appliances	[illegible]	[illegible]	[illegible]	[illegible]	[illegible]	[illegible]	[illegible]	[illegible]	[illegible]	[illegible]	[illegible]	1,448	1,863	42	8,525
Housewares, incl. electric	[illegible]	[illegible]	[illegible]	[illegible]	[illegible]	[illegible]	[illegible]	8	[illegible]	(1)	2	(x)	219	32	5,245
Service and repair department	[illegible]	21	[illegible]	[illegible]	[illegible]	[illegible]	[illegible]	[illegible]	[illegible]	105	[illegible]	[illegible]	746	75	[illegible]
Other sales	[illegible]	...	...	[illegible]	...	...	[illegible]	...	...	[illegible]	...	...	583	...	...
Not analyzing merchandise line sales	...	...	...	...	...	...	...	...	...	[illegible]	[illegible]	...	93	1	...
Small single unit stores	[illegible]	[illegible]	...	[illegible]	[illegible]	...	[illegible]	[illegible]	...	[illegible]	[illegible]	...	[illegible]	[illegible]	...

Kind of business and merchandise line	NEW YORK-NORTHEASTERN NEW JERSEY: Merchandise line sales (Thousand dollars)	Number	Total sales (Thousand dollars)	PHILADELPHIA, PA.: Merchandise line sales (Thousand dollars)	Number	Total sales (Thousand dollars)	SAN FRANCISCO-OAKLAND, CALIF.: Merchandise line sales (Thousand dollars)	Number	Total sales (Thousand dollars)	WASHINGTON, D.C.: Merchandise line sales (Thousand dollars)	Number	Total sales (Thousand dollars)
Large stores and multiunits												
Analyzing merchandise line sales, total	[illegible]	[illegible]	...	[illegible]	[illegible]	...	[illegible]	[illegible]	...	[illegible]	[illegible]	...
Radios, television sets and parts	[illegible]	[illegible]	[illegible]	[illegible]	[illegible]	[illegible]	[illegible]	[illegible]	[illegible]	[illegible]	33	[illegible]
Pianos, musical instruments, phonographs	[illegible]	[illegible]	[illegible]	[illegible]	[illegible]	[illegible]		[illegible]	(x)	[illegible]	2	(x)
Phonograph records	[illegible]	[illegible]	[illegible]	[illegible]	[illegible]	[illegible]	4	7	[illegible]	318	24	[illegible]
Major household appliances	[illegible]	[illegible]	[illegible]	[illegible]	[illegible]	[illegible]	[illegible]	14	[illegible]	1,848	[illegible]	[illegible]
Housewares, incl. electric	[illegible]	[illegible]	[illegible]	[illegible]	[illegible]	[illegible]	[illegible]	10	[illegible]	1,383	[illegible]	[illegible]
Service and repair department	[illegible]	[illegible]	[illegible]	[illegible]	[illegible]	[illegible]	[illegible]	20	[illegible]	180	14	3,051
Other sales	[illegible]	...	...	[illegible]	...	...	228	...	...	498	...	...
Not analyzing merchandise line sales	[illegible]	[illegible]	...	[illegible]	[illegible]	...	...	...	...	...	...	...
Small single unit stores	[illegible]	798	...	[illegible]	[illegible]	...	[illegible]	[illegible]	...	[illegible]	48	...

[illegible]

[illegible]

[illegible] for definitions of Standard Metropolitan Areas.

AUTOMOTIVE GROUP, GASOLINE SERVICE STATIONS

CONTENTS

Table		Page
21A	Merchandise Line Sales--Automotive Group and Gasoline Service Stations--United States, by Kind of Business, 1948	21.02
21B	Merchandise Line Sales--Automotive Group and Gasoline Service Stations--Kind of Business, by Geographic Division, 1948	21.03
21C	Merchandise Line Sales of Large Stores and Multiunits, and Small Store Sample--Automotive Group and Gasoline Service Stations--Kind of Business, by Geographic Division, 1948	21.06
21D	Merchandise Line Sales of Large Stores and Multiunits--Automotive Group and Gasoline Service Stations--Kind of Business, by State, 1948	21.12
21E	Merchandise Line Sales of Large Stores and Multiunits--Automotive Group and Gasoline Service Stations--Kind of Business, for Selected Standard Metropolitan Areas, 1948	21.22
21F	Motor Vehicle and Farm Equipment Dealers--Cars and Trucks Sold--United States and Geographic Divisions, 1948	21.37
21G	Motor Vehicle and Farm Equipment Dealers--Cars and Trucks Sold by Large Dealers and Multiunits, and Small Store Sample--United States and Geographic Divisions, 1948	21.38
21H	Motor Vehicle and Farm Equipment Dealers--Cars and Trucks Sold by Large Dealers and Multiunits, by State, 1948	21.40

INDEX TO KINDS OF BUSINESS

Kind of business	Table 21A	Table 21B	Table 21C	Table 21D	Table 21E
	Page	Page	Page	Page	Page
Motor vehicle (new and used) dealers	21.02	21.03	21.06	21.12	21.22
Motor vehicle (used) dealers	21.02	21.03	21.07	21.15	21.27
Tire, battery, accessory dealers	21.02	21.04	21.07	21.17	21.30
Motorcycle dealers	21.02	...	21.08	...	...
Aircraft dealers	21.02	21.04	21.09	...	...
Boat dealers	21.02	21.04	21.09	21.19	...
Other automotive dealers	21.02	21.04	21.10	21.19	...
Gasoline service stations	21.02	21.05	21.10	21.20	21.34

Table 21A.—MERCHANDISE LINE SALES—AUTOMOTIVE GROUP AND GASOLINE SERVICE STATIONS—UNITED STATES, BY KIND OF BUSINESS: 1948

[Data based on sample. See text for description of sample and other explanatory materials]

Kind of business and merchandise line	Merchandise line sales		Stores handling merchandise line		Col. 1 as per cent of col. 4
	Amount (Thousand dollars)	Percent distribution	Number	Total sales (Thousand dollars)	
	(1)	(2)	(3)	(4)	(5)
MOTOR VEHICLE (NEW AND USED) DEALERS					
Stores analyzing merchandise line sales, total	15,884,763	100.0	43,642	...	...
Passenger cars (new)	7,204,170	45.3	43,642	15,885,763	45.3
Trucks (new)	1,441,736	9.4	22,492	3,297,546	16.1
Passenger cars (used)	2,877,233	18.4	42,356	15,117,221	19.4
Trucks (used)	2[illegible],782	1.5	18,888	3,414,205	3.
Parts and accessories	2,124,441	13.4	40,705	15,327,482	13.9
Shop or service labor sales	1,174,597	7.4	32,423	12,245,111	9.2
Farm equipment, implements, machinery (new)	156,727	1.1	4,691	1,077,246	13.8
Farm equipment, implements, machinery (used)	16,109	0.1	1,754	420,736	3.4
Other farm supplies (allied lines)	3,690	0.1	868	259,128	3.7
Motorcycle parts and supplies	1,917	(z)	285	148,153	1.3
Automobile trailers	9,533	0.1	555	224,350	3.8
Gasoline and lubricants	244,663	1.8	27,788	10,589,916	2.8
Other sales	218,748	1.4	...	...	...
Stores not analyzing merchandise line sales	100,123	...	394	...	...
MOTOR VEHICLE (USED) DEALERS					
Stores analyzing merchandise line sales, total	2,427,387	100.0	16,658	...	...
Passenger cars (used)	2,232,528	91.9	16,658	2,427,887	91.9
Trucks (used)	78,754	3.3	5,203	811,468	9.7
Parts and accessories	28,189	1.2	2,324	311,162	9.0
Shop or service labor sales	22,781	0.9	2,678	400,716	5.7
Automobile trailers	3,570	0.1	154	31,783	11.2
Gasoline and lubricants	12,450	0.5	1,188	159,229	7.8
Other sales	51,654	2.1	...	...	...
Stores not analyzing merchandise line sales	30,794	...	217	...	...
TIRE, BATTERY, ACCESSORY DEALERS					
Stores analyzing merchandise line sales, total	1,342,287	100.0	19,901	...	...
Tires (new and used)	440,899	32.8	14,557	1,152,604	38.2
Tire recapping and vulcanizing	55,626	4.1	6,038	576,860	9.6
Batteries and accessories	429,238	32.0	18,399	1,217,545	35.2
Gasoline	63,809	4.8	4,332	409,335	15.6
Lubricants	12,[illegible]	0.9	5,571	515,642	2.4
Household appliances and equipment	123,[illegible]	9.2	8,081	759,066	16.3
Services (inc. washing, greasing, etc.)	71,349	5.3	9,225	705,545	8.7
Other sales	145,453	11.6	...	...	...
Stores not analyzing merchandise line sales	38,291	...	724	...	...
MOTORCYCLE DEALERS					
Stores analyzing merchandise line sales, total	80,223	100.0	1,552	...	...
Motorcycles, parts and supplies	64,595	82.3	1,552	80,203	82.3
Shop or service labor sales	3,[illegible]	5.2	944	31,[illegible]	10.7
Motorboats, etc., parts and supplies	943	1.1	45	4,[illegible]	10.6
Other sales	6,534	10.8	...	...	...
Stores not analyzing merchandise line sales	74	...	25	...	...
AIRCRAFT DEALERS					
Stores analyzing merchandise line sales, total	29,37[illegible]	100.0	152	...	...
Aircraft (noncommercial)	15,04[illegible]	55.0	152	27,37[illegible]	55.0
Parts and accessories	6,071	22.9	81	21,421	28.3
Shop or service labor sales	2,763	10.1	70	17,[illegible]4	15.8
Gasoline and lubricants	1,302	4.8	57	14,252	9.1
Other sales	1,987	7.2	...	...	...
Stores not analyzing merchandise line sales	552	...	3	...	...
BOAT DEALERS					
Stores analyzing merchandise line sales, total	74,029	100.0	1,343	...	...
Motorboats, etc., parts and supplies	63,234	85.4	1,343	74,029	85.4
Gasoline and lubricants	736	1.0	144	12,720	5.8
Other sales	10,054	13.6	...	...	...
Stores not analyzing merchandise line sales	225	...	12	...	...
OTHER AUTOMOTIVE DEALERS					
Stores analyzing merchandise line sales, total	174,755	100.0	1,514	...	...
Automobile trailers	166,804	92.7	1,484	176,042	94.8
Parts and accessories	4,777	2.6	287	49,013	9.7
Shop or service labor sales	1,434	0.8	136	43,341	3.6
Other sales	6,640	3.7	...	...	...
Stores not analyzing merchandise line sales	5,694	...	68	...	...
GASOLINE SERVICE STATIONS					
Stores analyzing merchandise line sales, total	9,585,455	100.0	183,543	...	...
Gasoline	4,630,[illegible]25	70.3	183,543	6,585,455	70.3
Lubricants	450,706	6.8	161,582	5,962,961	7.6
Fuel oil	135,383	2.[illegible]	46,946	1,911,038	7.1
Tires (new and used)	268,425	4.1	109,824	4,661,726	5.8
Tire recapping and vulcanizing	30,252	0.5	22,673	1,140,646	2.6
Batteries and accessories	331,337	5.0	122,801	5,101,206	6.5
Household appliances and equipment	32,420	0.5	7,254	399,894	8.1
Services (inc. washing, greasing, etc.)	352,532	5.4	116,341	4,770,969	7.4
Other sales	353,875	5.4	...	...	...
Stores not analyzing merchandise line sales	171,592	...	4,697	...	...

z Less than 0.05 percent.

Table 21B.—MERCHANDISE LINE SALES—AUTOMOTIVE GROUP AND GASOLINE SERVICE STATIONS—KIND OF BUSINESS, BY GEOGRAPHIC DIVISION: 1948

[Data based on sample See text for description of sample and other explanatory material]

Columns: Merchandise line sales — Amount (Thousand dollars) (1); Percent distribution (2). Stores handling merchandise line — Number (3); Total sales (Thousand dollars) (4). Col. 1 as per cent of col. 4 (5).

MOTOR VEHICLE (NEW AND USED) DEALERS

NEW ENGLAND

Kind of business and merchandise line	Amount (1)	Percent distribution (2)	Number (3)	Total sales (4)	Col. 1 as percent of col. 4 (5)
Stores analyzing merchandise line sales, total	[illegible]	[illegible]	2,602	...	...
Passenger cars (new)	[illegible]	48.7	2,602	899,662	48.7
Trucks (new)	[illegible]	8.2	1,314	[illegible]	[illegible]
Passenger cars (used)	[illegible]	[illegible]	[illegible]	[illegible]	17.8
Trucks (used)	[illegible]	1.1	1,087	420,437	2.4
Parts and accessories	[illegible]	[illegible]	2,444	[illegible]	12.7
Shop or service labor sales	[illegible]	[illegible]	2,441	872,313	7.9
Farm equipment, implements, machinery (new)	[illegible]	[illegible]	103	27,206	[illegible]
Farm equipment, implements, machinery (used)	45	(z)	19	[illegible]	[illegible]
Other farm supplies (allied lines)	[illegible]	(z)	13	3,738	[illegible]
Motorcycle parts and supplies	[illegible]	(z)	[illegible]	1,344	[illegible]
Automobile trailers	791	0.1	26	17,309	4.6
Gasoline and lubricants	26,148	[illegible]	1,969	[illegible]	[illegible]
Other sales	13,490	1.5	...	...	...
Stores not analyzing merchandise line sales	[illegible]	...	35	...	...

MIDDLE ATLANTIC

Kind of business and merchandise line	Amount (1)	Percent distribution (2)	Number (3)	Total sales (4)	Col. 1 as percent of col. 4 (5)
Stores analyzing merchandise line sales, total	[illegible]	100.0	6,873	...	...
Passenger cars (new)	1,462,826	[illegible]	6,873	2,712,145	54.0
Trucks (new)	[illegible]	[illegible]	[illegible]	1,330,094	15.1
Passenger cars (used)	[illegible]	[illegible]	6,419	[illegible]	17.4
Trucks (used)	[illegible]	[illegible]	[illegible]	1,092,071	[illegible]
Parts and accessories	289,552	10.7	[illegible]	[illegible]	[illegible]
Shop or service labor sales	[illegible]	[illegible]	[illegible]	[illegible]	7.2
Farm equipment, implements, machinery (new)	11,490	0.4	26	[illegible]	11.7
Farm equipment, implements, machinery (used)	371	(z)	[illegible]	40,191	[illegible]
Other farm supplies (allied lines)	[illegible]	(z)	[illegible]	19,542	[illegible]
Motorcycle parts and supplies	[illegible]	(z)	[illegible]	5,057	1.6
Automobile trailers	[illegible]	(z)	[illegible]	27,598	[illegible]
Gasoline and lubricants	[illegible]	[illegible]	[illegible]	[illegible]	[illegible]
Other sales	[illegible]	[illegible]	...	...	...
Stores not analyzing merchandise line sales	[illegible]	...	[illegible]	...	...

EAST NORTH CENTRAL

Kind of business and merchandise line	Amount (1)	Percent distribution (2)	Number (3)	Total sales (4)	Col. 1 as percent of col. 4 (5)
Stores analyzing merchandise line sales, total	[illegible]	100.0	9,587	...	...
Passenger cars (new)	[illegible]	[illegible]	9,587	[illegible]	[illegible]
Trucks (new)	280,109	[illegible]	[illegible]	[illegible]	[illegible]
Passenger cars (used)	699,338	19.1	8,841	[illegible]	[illegible]
Trucks (used)	38,925	1.1	[illegible]	[illegible]	[illegible]
Parts and accessories	440,087	12.0	9,146	[illegible]	[illegible]
Shop or service labor sales	[illegible]	7.0	6,740	[illegible]	7.3
Farm equipment, implements, machinery (new)	35,306	1.0	1,037	247,162	14.3
Farm equipment, implements, machinery (used)	3,161	0.1	408	[illegible]	3.1
Other farm supplies (allied lines)	[illegible]	0.1	212	58,155	[illegible]
Motorcycle parts and supplies	408	(z)	73	[illegible]	[illegible]
Automobile trailers	1,977	0.1	84	46,414	4.3
Gasoline and lubricants	58,168	1.6	6,456	[illegible]	[illegible]
Other sales	44,110	1.1	...	...	...
Stores not analyzing merchandise line sales	19,081	...	104	...	...

WEST NORTH CENTRAL

Kind of business and merchandise line	Amount (1)	Percent distribution (2)	Number (3)	Total sales (4)	Col. 1 as percent of col. 4 (5)
Stores analyzing merchandise line sales, total	[illegible]	100.0	6,480	...	...
Passenger cars (new)	[illegible]	37.4	[illegible]	[illegible]	[illegible]
Trucks (new)	[illegible]	10.4	3,877	[illegible]	15.7
Passenger cars (used)	[illegible]	20.7	5,906	1,759,547	21.7
Trucks (used)	37,137	2.0	3,079	1,050,845	[illegible]
Parts and accessories	271,267	14.7	6,187	[illegible]	15.1
Shop or service labor sales	130,994	7.1	[illegible]	1,785,758	7.3
Farm equipment, implements, machinery (new)	63,244	3.4	1,455	[illegible]	18.0
Farm equipment, implements, machinery (used)	5,676	0.3	652	[illegible]	[illegible]
Other farm supplies (allied lines)	3,198	0.2	306	[illegible]	[illegible]
Motorcycle parts and supplies	299	(z)	54	[illegible]	[illegible]
Automobile trailers	983	0.1	66	[illegible]	[illegible]
Gasoline and lubricants	37,748	2.1	4,029	[illegible]	[illegible]
Other sales	28,916	1.6	...	...	...
Stores not analyzing merchandise line sales	7,723	...	48	...	...

SOUTH ATLANTIC

Kind of business and merchandise line	Amount (1)	Percent distribution (2)	Number (3)	Total sales (4)	Col. 1 as percent of col. 4 (5)
Stores analyzing merchandise line sales, total	1,361,881	100.0	[illegible]	...	...
Passenger cars (new)	[illegible]	[illegible]	[illegible]	1,861,881	[illegible]
Trucks (new)	[illegible]	[illegible]	2,908	1,147,865	[illegible]
Passenger cars (used)	347,960	[illegible]	[illegible]	[illegible]	[illegible]
Trucks (used)	[illegible]	[illegible]	[illegible]	[illegible]	[illegible]
Parts and accessories	[illegible]	[illegible]	[illegible]	[illegible]	[illegible]
Shop or service labor sales	[illegible]	7.6	[illegible]	[illegible]	[illegible]
Farm equipment, implements, machinery (new)	15,351	0.8	477	[illegible]	.7
Farm equipment, implements, machinery (used)	[illegible]	.1	[illegible]	[illegible]	3.0
Other farm supplies (allied lines)	[illegible]	(z)	[illegible]	[illegible]	.3
Motorcycle parts and supplies	[illegible]	(z)	[illegible]	[illegible]	[illegible]
Automobile trailers	586	(z)	91	[illegible]	1.9
Gasoline and lubricants	[illegible]	[illegible]	[illegible]	[illegible]	[illegible]
Other sales	[illegible]	1.4	...	...	...
Stores not analyzing merchandise line sales	11,507	...	27	...	...

EAST SOUTH CENTRAL

Kind of business and merchandise line	Amount (1)	Percent distribution (2)	Number (3)	Total sales (4)	Col. 1 as percent of col. 4 (5)
Stores analyzing merchandise line sales, total	920,134	100.0	2,735	...	...
Passenger cars (new)	332,631	36.2	2,735	920,134	36.2
Trucks (new)	[illegible]	12.8	1,705	631,548	18.6
Passenger cars (used)	200,952	21.8	2,549	886,101	22.6
Trucks (used)	27,399	3.0	1,466	577,300	4.7
Parts and accessories	[illegible]	14.7	2,527	894,447	15.1
Shop or service labor sales	61,670	6.7	2,521	886,791	7.0
Farm equipment, implements, machinery (new)	12,711	1.4	366	114,278	11.1
Farm equipment, implements, machinery (used)	1,209	0.1	113	33,244	3.6
Other farm supplies (allied lines)	[illegible]	0.1	60	21,631	4.6
Motorcycle parts and supplies	141	(z)	[illegible]	4,184	3.4
Automobile trailers	[illegible]	(z)	46	[illegible]	2.4
Gasoline and lubricants	[illegible]	1.9	1,662	597,740	2.9
Other sales	[illegible]	1.3	...	...	...
Stores not analyzing merchandise line sales	[illegible]	...	16	...	...

WEST SOUTH CENTRAL

Kind of business and merchandise line	Amount (1)	Percent distribution (2)	Number (3)	Total sales (4)	Col. 1 as percent of col. 4 (5)
Stores analyzing merchandise line sales, total	1,530,947	100.0	[illegible]	...	...
Passenger cars (new)	604,313	39.5	4,601	1,530,947	[illegible]
Trucks (new)	187,472	12.3	2,590	995,046	[illegible]
Passenger cars (used)	274,563	17.9	4,257	1,451,142	18.9
Trucks (used)	34,020	2.2	2,095	878,316	3.9
Parts and accessories	246,789	16.1	4,226	[illegible]	[illegible]
Shop or service labor sales	115,570	7.6	4,232	[illegible]	7.9
Farm equipment, implements, machinery (new)	[illegible]	1.0	375	104,133	14.7
Farm equipment, implements, machinery (used)	[illegible]	0.1	180	[illegible]	[illegible]
Other farm supplies (allied lines)	754	0.1	72	[illegible]	.1
Motorcycle parts and supplies	473	(z)	[illegible]	[illegible]	7.8
Automobile trailers	391	(z)	76	19,189	2.1
Gasoline and lubricants	25,132	1.6	2,399	857,632	2.9
Other sales	[illegible]	1.6	...	...	...
Stores not analyzing merchandise line sales	16,101	...	35	...	...

MOUNTAIN

Kind of business and merchandise line	Amount (1)	Percent distribution (2)	Number (3)	Total sales (4)	Col. 1 as percent of col. 4 (5)
Stores analyzing merchandise line sales, total	[illegible]	100.0	2,218	...	...
Passenger cars (new)	238,348	36.4	2,218	655,261	36.4
Trucks (new)	[illegible]	12.7	1,310	441,347	18.8
Passenger cars (used)	102,190	[illegible]	2,054	629,874	16.4
Trucks (used)	[illegible]	2.1	1,056	391,329	3.5
Parts and accessories	108,145	16.5	2,125	[illegible]	17.0
Shop or service labor sales	55,296	8.4	2,084	627,893	8.8
Farm equipment, implements, machinery (new)	13,116	2.0	324	98,857	13.3
Farm equipment, implements, machinery (used)	713	0.1	[illegible]	[illegible]	[illegible]
Other farm supplies (allied lines)	594	0.1	[illegible]	[illegible]	3.4
Motorcycle parts and supplies	86	(z)	11	2,982	[illegible]
Automobile trailers	1,300	0.2	36	14,838	8.8
Gasoline and lubricants	23,914	3.6	1,544	477,400	[illegible]
Other sales	14,036	2.1	...	...	...
Stores not analyzing merchandise line sales	[illegible]	...	13	...	...

PACIFIC

Kind of business and merchandise line	Amount (1)	Percent distribution (2)	Number (3)	Total sales (4)	Col. 1 as percent of col. 4 (5)
Stores analyzing merchandise line sales, total	1,794,578	100.0	3,404	...	...
Passenger cars (new)	[illegible]	47.2	3,404	1,794,578	47.2
Trucks (new)	152,718	8.5	1,720	980,927	15.6
Passenger cars (used)	310,750	17.3	3,130	1,671,200	18.6
Trucks (used)	22,744	1.3	1,433	841,989	2.7
Parts and accessories	247,851	13.8	3,202	1,747,166	14.2
Shop or service labor sales	156,137	8.7	3,200	1,735,812	9.0
Farm equipment, implements, machinery (new)	6,913	0.4	198	77,864	8.9
Farm equipment, implements, machinery (used)	[illegible]	0.1	48	[illegible]	5.6
Other farm supplies (allied lines)	332	(z)	25	8,696	3.8
Motorcycle parts and supplies	146	(z)	26	7,734	1.9
Automobile trailers	998	0.1	61	43,045	2.3
Gasoline and lubricants	24,884	1.4	2,304	1,265,337	[illegible]
Other sales	21,935	1.2	...	...	...
Stores not analyzing merchandise line sales	[illegible]	...	34	...	...

MOTOR VEHICLE (USED) DEALERS

NEW ENGLAND

Kind of business and merchandise line	Amount (1)	Percent distribution (2)	Number (3)	Total sales (4)	Col. 1 as percent of col. 4 (5)
Stores analyzing merchandise line sales, total	121,472	100.0	1,052	...	...
Passenger cars (used)	108,913	[illegible]	1,052	121,472	89.7
Trucks (used)	4,512	3.7	328	43,263	10.4
Parts and accessories	1,815	1.5	[illegible]	[illegible]	7.4
Shop or service labor sales	1,763	1.4	252	24,846	7.1
Automobile trailers	66	0.1	5	1,363	4.8
Gasoline and lubricants	[illegible]	1.3	158	16,786	9.3
Other sales	2,840	2.3	...	...	...
Stores not analyzing merchandise line sales	524	...	3	...	...

MIDDLE ATLANTIC

Kind of business and merchandise line	Amount (1)	Percent distribution (2)	Number (3)	Total sales (4)	Col. 1 as percent of col. 4 (5)
Stores analyzing merchandise line sales, total	[illegible]	100.0	2,594	...	...
Passenger cars (used)	[illegible]	[illegible]	2,594	[illegible]	93.9
Trucks (used)	9,383	[illegible]	647	[illegible]	10.4
Parts and accessories	[illegible]	[illegible]	[illegible]	[illegible]	[illegible]
Shop or service labor sales	[illegible]	1.0	[illegible]	51,803	8.0
Automobile trailers	[illegible]	0.1	11	[illegible]	7.6
Gasoline and lubricants	1,857	0.4	193	31,693	5.8
Other sales	[illegible]	1.1	...	...	...
Stores not analyzing merchandise line sales	4,864	...	40	...	...

EAST NORTH CENTRAL

Kind of business and merchandise line	Amount (1)	Percent distribution (2)	Number (3)	Total sales (4)	Col. 1 as percent of col. 4 (5)
Stores analyzing merchandise line sales, total	541,626	100.0	3,437	...	...
Passenger cars (used)	507,331	93.7	3,437	541,626	[illegible]
Trucks (used)	9,519	1.8	861	[illegible]	6.2
Parts and accessories	6,234	1.1	504	68,830	9.0
Shop or service labor sales	4,071	0.8	619	[illegible]	4.1
Automobile trailers	590	0.1	25	6,237	9.4
Gasoline and lubricants	2,780	0.5	250	34,593	[illegible]
Other sales	11,101	2.0	...	...	...
Stores not analyzing merchandise line sales	7,740	...	48	...	...

WEST NORTH CENTRAL

Kind of business and merchandise line	Amount (1)	Percent distribution (2)	Number (3)	Total sales (4)	Col. 1 as percent of col. 4 (5)
Stores analyzing merchandise line sales, total	226,552	100.0	1,745	...	...
Passenger cars (used)	195,802	86.4	1,745	[illegible]	[illegible]
Trucks (used)	10,161	4.5	663	[illegible]	[illegible]
Parts and accessories	3,687	1.6	443	[illegible]	[illegible]
Shop or service labor sales	2,962	1.3	423	[illegible]	[illegible]
Automobile trailers	104	(z)	25	3,386	3.1
Gasoline and lubricants	2,144	1.0	257	[illegible]	9.2
Other sales	11,692	5.2	...	...	...
Stores not analyzing merchandise line sales	1,911	...	8	...	...

SOUTH ATLANTIC

Kind of business and merchandise line	Amount (1)	Percent distribution (2)	Number (3)	Total sales (4)	Col. 1 as percent of col. 4 (5)
Stores analyzing merchandise line sales, total	[illegible]	100.0	[illegible]	...	...
Passenger cars (used)	[illegible]	[illegible]	2,032	[illegible]	91.6
Trucks (used)	10,437	3.6	717	111,331	9.4
Parts and accessories	[illegible]	[illegible]	207	36,268	8.1
Shop or service labor sales	[illegible]	.8	319	49,105	4.3
Automobile trailers	[illegible]	0.1	10	[illegible]	10.4
Gasoline and lubricants	[illegible]	[illegible]	85	13,144	7.9
Other sales	[illegible]	[illegible]	...	...	...
Stores not analyzing merchandise line sales	[illegible]	...	11	...	...

EAST SOUTH CENTRAL

Kind of business and merchandise line	Amount (1)	Percent distribution (2)	Number (3)	Total sales (4)	Col. 1 as percent of col. 4 (5)
Stores analyzing merchandise line sales, total	140,476	100.0	820	...	...
Passenger cars (used)	127,360	90.7	820	140,476	90.7
Trucks (used)	7,001	5.0	441	74,267	9.4
Parts and accessories	2,010	1.4	138	19,015	10.6
Shop or service labor sales	856	0.6	115	[illegible]	4.2
Automobile trailers	923	0.7	6	3,888	23.7
Gasoline and lubricants	795	0.5	71	[illegible]	7.2
Other sales	1,531	1.1	...	...	...
Stores not analyzing merchandise line sales	1,091	...	[illegible]	...	...

WEST SOUTH CENTRAL

Kind of business and merchandise line	Amount (1)	Percent distribution (2)	Number (3)	Total sales (4)	Col. 1 as percent of col. 4 (5)
Stores analyzing merchandise line sales, total	[illegible]	100.0	[illegible]	...	...
Passenger cars (used)	[illegible]	[illegible]	[illegible]	[illegible]	92.4
Trucks (used)	[illegible]	[illegible]	[illegible]	108,581	11.7
Parts and accessories	[illegible]	[illegible]	179	[illegible]	[illegible]
Shop or service labor sales	[illegible]	[illegible]	214	[illegible]	6.5
Automobile trailers	106	(z)	3	[illegible]	10.1
Gasoline and lubricants	[illegible]	0.1	32	[illegible]	[illegible]
Other sales	3,969	1.5	...	...	...
Stores not analyzing merchandise line sales	3,728	...	35	...	...

MOUNTAIN

Kind of business and merchandise line	Amount (1)	Percent distribution (2)	Number (3)	Total sales (4)	Col. 1 as percent of col. 4 (5)
Stores analyzing merchandise line sales, total	[illegible]	100.0	687	...	...
Passenger cars (used)	69,435	89.1	687	77,960	89.1
Trucks (used)	4,745	[illegible]	[illegible]	31,885	14.9
Parts and accessories	948	1.2	91	11,193	8.5
Shop or service labor sales	722	0.9	104	14,078	5.1
Automobile trailers	458	0.6	13	[illegible]	19.5
Gasoline and lubricants	669	[illegible]	50	[illegible]	11.9
Other sales	983	1.3	...	...	...
Stores not analyzing merchandise line sales	3,661	...	9	...	...

PACIFIC

Kind of business and merchandise line	Amount (1)	Percent distribution (2)	Number (3)	Total sales (4)	Col. 1 as percent of col. 4 (5)
Stores analyzing merchandise line sales, total	[illegible]	100.0	[illegible]	...	...
Passenger cars (used)	[illegible]	91.9	2,205	[illegible]	[illegible]
Trucks (used)	10,252	3.1	[illegible]	[illegible]	9.7
Parts and accessories	[illegible]	1.0	188	[illegible]	[illegible]
Shop or service labor sales	4,167	1.2	235	[illegible]	[illegible]
Automobile trailers	768	0.2	56	7,175	10.7
Gasoline and lubricants	1,233	0.4	92	16,655	7.4
Other sales	7,403	2.2	...	...	...
Stores not analyzing merchandise line sales	5,062	...	50	...	...

See footnotes at end of table.

Table 21B.—MERCHANDISE LINE SALES—AUTOMOTIVE GROUP AND GASOLINE SERVICE STATIONS—KIND OF BUSINESS, BY GEOGRAPHIC DIVISION: 1948—Continued

[Data based on sample. See text for description of sample and other explanatory material.]

Columns for each division: Merchandise line sales — (1) Amount (Thousand dollars), (2) Percent distribution; Stores handling merchandise line — (3) Number, (4) Total sales (Thousand dollars); (5) Col. 1 as per cent of col. 4

TIRE, BATTERY, ACCESSORY DEALERS

Kind of business and merchandise line	NEW ENGLAND (1)	(2)	(3)	(4)	(5)	MIDDLE ATLANTIC (1)	(2)	(3)	(4)	(5)	EAST NORTH CENTRAL (1)	(2)	(3)	(4)	(5)
Stores analyzing merchandise line sales, total	[illegible]	[illegible]	[illegible]	...	...	[illegible]	100.0	[illegible]	...	...	261,089	100.0	[illegible]	...	...
Tires, new and used	[illegible]	[illegible]	[illegible]	[illegible]	[illegible]	[illegible]	34.1	2,142	159,682	41.1	81,336	31.2	[illegible]	[illegible]	[illegible]
Tire recapping and vulcanizing	[illegible]	[illegible]	[illegible]	[illegible]	[illegible]	[illegible]	[illegible]	[illegible]	81,215	9.6	[illegible]	[illegible]	[illegible]	[illegible]	[illegible]
Batteries and accessories	[illegible]	[illegible]	[illegible]	[illegible]	[illegible]	[illegible]	[illegible]	[illegible]	[illegible]	38.8	[illegible]	[illegible]	[illegible]	[illegible]	[illegible]
Gasoline	[illegible]	[illegible]	[illegible]	18,113	[illegible]	[illegible]	[illegible]	[illegible]	47,749	14.3	[illegible]	[illegible]	[illegible]	[illegible]	[illegible]
Lubricants	[illegible]	[illegible]	[illegible]	[illegible]	2.3	1,378	[illegible]	733	54,414	[illegible]	[illegible]	[illegible]	[illegible]	[illegible]	[illegible]
Household appliances and equipment	[illegible]	[illegible]	[illegible]	[illegible]	14.2	[illegible]	6.4	[illegible]	[illegible]	13.2	[illegible]	[illegible]	[illegible]	[illegible]	[illegible]
Services incl. washing, greasing, etc.	[illegible]	[illegible]	349	33,802	[illegible]	[illegible]	[illegible]	1,077	[illegible]	13.1	[illegible]	[illegible]	[illegible]	[illegible]	[illegible]
Other sales	[illegible]	[illegible]	...	...	...	[illegible]	11.1	...	...	...	[illegible]	[illegible]	...	...	...
Stores not analyzing merchandise line sales	[illegible]	...	[illegible]	...	...	3,627	...	113	...	...	5,831	...	[illegible]	...	...

Kind of business and merchandise line	WEST NORTH CENTRAL (1)	(2)	(3)	(4)	(5)	SOUTH ATLANTIC (1)	(2)	(3)	(4)	(5)	EAST SOUTH CENTRAL (1)	(2)	(3)	(4)	(5)
Stores analyzing merchandise line sales, total	[illegible]	[illegible]	2,919	...	...	182,739	100.0	2,452	...	...	92,577	[illegible]	[illegible]	...	...
Tires, new and used	[illegible]	34.1	[illegible]	[illegible]	40.1	[illegible]	31.9	[illegible]	[illegible]	[illegible]	29,642	[illegible]	[illegible]	[illegible]	[illegible]
Tire recapping and vulcanizing	5,964	[illegible]	844	[illegible]	9.3	7,272	4.0	752	78,594	9.2	4,459	4.8	[illegible]	[illegible]	[illegible]
Batteries and accessories	[illegible]	[illegible]	[illegible]	[illegible]	32.4	[illegible]	28.3	2,305	173,856	29.8	[illegible]	[illegible]	1,251	88,633	[illegible]
Gasoline	[illegible]	[illegible]	558	41,096	14.6	9,951	5.4	47	[illegible]	16.6	[illegible]	[illegible]	316	[illegible]	7.3
Lubricants	[illegible]	[illegible]	809	[illegible]	2.4	2,070	1.1	721	[illegible]	[illegible]	[illegible]	[illegible]	[illegible]	[illegible]	[illegible]
Household appliances and equipment	[illegible]	[illegible]	[illegible]	88,413	15.3	22,601	12.4	[illegible]	[illegible]	[illegible]	[illegible]	[illegible]	[illegible]	[illegible]	[illegible]
Services incl. washing, greasing, etc.	9,551	[illegible]	[illegible]	[illegible]	10.6	[illegible]	[illegible]	[illegible]	[illegible]	[illegible]	[illegible]	[illegible]	[illegible]	[illegible]	7.8
Other sales	[illegible]	[illegible]	...	...	...	23,228	[illegible]	...	...	...	[illegible]	[illegible]	...	...	...
Stores not analyzing merchandise line sales	[illegible]	...	44	...	...	2,385	...	[illegible]	...	...	[illegible]	...	47	...	...

Kind of business and merchandise line	WEST SOUTH CENTRAL (1)	(2)	(3)	(4)	(5)	MOUNTAIN (1)	(2)	(3)	(4)	(5)	PACIFIC (1)	(2)	(3)	(4)	(5)
Stores analyzing merchandise line sales, total	[illegible]	100.0	[illegible]	...	...	52,138	100.0	761	...	...	[illegible]	100.0	[illegible]	...	...
Tires, new and used	[illegible]	[illegible]	[illegible]	[illegible]	[illegible]	19,304	[illegible]	[illegible]	[illegible]	[illegible]	[illegible]	[illegible]	[illegible]	[illegible]	[illegible]
Tire recapping and vulcanizing	[illegible]	[illegible]	[illegible]	[illegible]	9.1	2,783	[illegible]	[illegible]	26,809	[illegible]	[illegible]	[illegible]	[illegible]	[illegible]	12.9
Batteries and accessories	[illegible]	[illegible]	[illegible]	[illegible]	32.0	14,641	28.1	[illegible]	[illegible]	[illegible]	[illegible]	[illegible]	[illegible]	[illegible]	40.9
Gasoline	[illegible]	4.8	[illegible]	[illegible]	[illegible]	[illegible]	6.6	[illegible]	[illegible]	[illegible]	[illegible]	[illegible]	374	[illegible]	13.4
Lubricants	[illegible]	[illegible]	[illegible]	[illegible]	2.5	[illegible]	[illegible]	[illegible]	[illegible]	[illegible]	[illegible]	[illegible]	[illegible]	[illegible]	2.0
Household appliances and equipment	[illegible]	[illegible]	[illegible]	[illegible]	[illegible]	4,768	[illegible]	[illegible]	[illegible]	[illegible]	[illegible]	[illegible]	[illegible]	72,182	14.7
Services incl. washing, greasing, etc.	[illegible]	[illegible]	[illegible]	[illegible]	[illegible]	[illegible]	4.9	[illegible]	33,318	7.7	[illegible]	[illegible]	[illegible]	[illegible]	9.1
Other sales	[illegible]	[illegible]	...	...	...	4,130	[illegible]	...	...	...	[illegible]	[illegible]	...	...	...
Stores not analyzing merchandise line sales	[illegible]	...	201	...	...	[illegible]	...	[illegible]	...	...	[illegible]	...	71	...	...

AIRCRAFT DEALERS

Kind of business and merchandise line	MIDDLE ATLANTIC (1)	(2)	(3)	(4)	(5)
Stores analyzing merchandise line sales, total	6,140	[illegible]	25	...	...
[illegible] commercial	[illegible]	[illegible]	25	[illegible]	37.0
[illegible]	[illegible]	[illegible]	21	5,479	55.9
[illegible] labor sale	[illegible]	4.7	7	1,940	14.9
[illegible]	[illegible]	2.8	17	[illegible]	6.8
Other sales	[illegible]	5.6	...	...	...
Stores not analyzing merchandise line sales	...	...	...	...	...

BOAT DEALERS

Kind of business and merchandise line	MIDDLE ATLANTIC (1)	(2)	(3)	(4)	(5)	EAST NORTH CENTRAL (1)	(2)	(3)	(4)	(5)
Stores analyzing merchandise line sales, total	[illegible]	[illegible]	[illegible]	...	...	[illegible]	[illegible]	[illegible]	...	...
[illegible]	[illegible]	[illegible]	13	[illegible]	[illegible]	13,864	[illegible]	[illegible]	[illegible]	[illegible]
[illegible]	[illegible]	1.4	11	[illegible]	[illegible]	[illegible]	[illegible]	114	[illegible]	[illegible]
[illegible]	[illegible]	[illegible]	...	...	...	[illegible]	[illegible]	...	...	...
Stores not analyzing merchandise line sales	[illegible]	...	[illegible]	...	...	...	...	...	...	...

OTHER AUTOMOTIVE DEALERS

Kind of business and merchandise line	EAST NORTH CENTRAL (1)	(2)	(3)	(4)	(5)	WEST NORTH CENTRAL (1)	(2)	(3)	(4)	(5)	SOUTH ATLANTIC (1)	(2)	(3)	(4)	(5)
[illegible] total	[illegible]	[illegible]	[illegible]	...	...	[illegible]	[illegible]	[illegible]	...	...	[illegible]	[illegible]	[illegible]	...	...
[illegible]	[illegible]	[illegible]	[illegible]	[illegible]	[illegible]	[illegible]	[illegible]	147	[illegible]	[illegible]	[illegible]	[illegible]	[illegible]	[illegible]	[illegible]
[illegible]	[illegible]	[illegible]	[illegible]	[illegible]	[illegible]	[illegible]	[illegible]	31	[illegible]	[illegible]	[illegible]	[illegible]	[illegible]	3,311	[illegible]
[illegible]	[illegible]	[illegible]	[illegible]	[illegible]	[illegible]	[illegible]	[illegible]	[illegible]	6,452	[illegible]	[illegible]	[illegible]	14	[illegible]	2.9
[illegible]	[illegible]	[illegible]	...	...	...	[illegible]	[illegible]	...	...	...	[illegible]	[illegible]	...	...	...
[illegible] sales	[illegible]	...	[illegible]	...	...	[illegible]	...	1	...	...	[illegible]	...	2	...	...

Kind of business and merchandise line	[illegible] (1)	(2)	(3)	(4)	(5)
[illegible] total	[illegible]	[illegible]	[illegible]	...	...
[illegible]	[illegible]	[illegible]	[illegible]	[illegible]	[illegible]
[illegible]	[illegible]	[illegible]	[illegible]	[illegible]	[illegible]
[illegible]	[illegible]	[illegible]	[illegible]	[illegible]	[illegible]
[illegible]	[illegible]	[illegible]	...	...	...
[illegible]	[illegible]	...	[illegible]	...	...

Table 21B.—MERCHANDISE LINE SALES—AUTOMOTIVE GROUP AND GASOLINE SERVICE STATIONS—KIND OF BUSINESS, BY GEOGRAPHIC DIVISION: 1948—Continued

[Data based on sample. See text for description of sample and other explanatory material.]

Kind of business and merchandise line	Merchandise line sales		Stores handling merchandise line		Col. 1 as percent of col. 4	Merchandise line sales		Stores handling merchandise line		Col. 1 as percent of col. 4	Merchandise line sales		Stores handling merchandise line		Col. 1 as percent of col. 4
	Amount (Thousand dollars)	Percent distribution	Number	Total sales (Thousand dollars)		Amount (Thousand dollars)	Percent distribution	Number	Total sales (Thousand dollars)		Amount (Thousand dollars)	Percent distribution	Number	Total sales (Thousand dollars)	
	(1)	(2)	(3)	(4)	(5)	(1)	(2)	(3)	(4)	(5)	(1)	(2)	(3)	(4)	(5)
	NEW ENGLAND					MIDDLE ATLANTIC					EAST NORTH CENTRAL				
GASOLINE SERVICE STATIONS															
Stores analyzing merchandise line sales, total	380,106	100.0	11,244	...	...	1,011,095	100.0	30,116	...	...	1,509,061	100.0	36,021	...	...
Gasoline	261,350	68.8	11,244	380,106	68.8	717,163	70.9	30,116	1,011,095	70.9	1,090,226	72.3	36,021	1,509,061	72.3
Lubricants	25,946	6.8	10,037	347,052	7.5	68,178	6.7	25,988	897,330	7.6	100,122	6.6	32,555	1,388,396	7.2
Fuel oil	18,341	4.8	2,695	114,158	16.1	16,786	1.7	5,663	208,064	8.1	25,760	1.7	10,295	492,602	5.2
Tires (new and used)	14,830	3.9	7,161	284,333	5.2	32,318	3.2	16,908	675,997	4.8	57,809	3.8	23,385	1,089,625	5.3
Tire recapping and vulcanizing	2,053	0.5	1,850	82,467	2.5	4,748	0.5	3,724	164,171	2.9	4,813	0.3	4,448	261,192	1.8
Batteries and accessories	19,572	5.2	8,026	309,014	6.3	49,205	4.9	19,694	773,696	6.4	72,111	4.8	26,263	1,201,156	6.0
Household appliances and equipment	1,745	0.5	444	22,213	7.9	3,019	0.3	770	36,605	8.2	5,345	0.4	1,554	88,273	6.0
Services (inc. washing, greasing, etc.)	20,161	5.3	7,422	278,471	7.2	66,683	6.6	18,359	719,834	9.3	74,398	4.9	24,709	1,125,527	6.6
Other sales	16,108	4.2	...	...	...	52,995	5.2	...	...	...	78,477	5.2	...	...	...
Stores not analyzing merchandise line sales	12,673	...	323	...	...	29,308	...	904	...	...	38,692	...	969	...	...
	WEST NORTH CENTRAL					SOUTH ATLANTIC					EAST SOUTH CENTRAL				
Stores analyzing merchandise line sales, total	818,084	100.0	23,128	...	...	790,025	100.0	25,401	...	...	348,279	100.0	10,584	...	...
Gasoline	556,976	68.1	23,128	818,084	68.1	544,309	68.9	25,401	790,025	68.9	243,933	70.1	10,584	348,279	70.1
Lubricants	57,805	7.1	20,960	756,570	7.6	57,042	7.2	21,519	705,432	8.1	26,166	7.5	8,998	307,639	8.5
Fuel oil	30,098	3.7	7,758	355,245	8.5	11,110	1.4	6,396	203,643	5.4	4,413	1.3	2,660	85,300	5.2
Tires (new and used)	34,966	4.3	14,546	576,890	6.1	33,335	4.2	13,436	550,307	6.0	17,915	5.1	5,673	229,521	7.8
Tire recapping and vulcanizing	2,845	0.3	1,987	87,954	3.2	4,054	0.5	2,675	128,286	3.2	2,952	0.8	917	43,964	6.7
Batteries and accessories	40,090	4.9	15,592	610,382	6.6	34,959	4.4	13,936	567,021	6.2	20,173	5.8	6,482	250,547	8.1
Household appliances and equipment	5,811	0.7	1,260	73,334	7.9	3,947	0.5	992	39,612	10.0	1,830	0.5	293	17,737	10.3
Services (inc. washing, greasing, etc.)	34,923	4.3	14,671	561,999	6.2	41,583	5.3	13,597	534,580	7.8	17,376	5.0	6,143	233,530	7.4
Other sales	54,570	6.6	...	...	...	59,686	7.6	...	...	...	13,522	3.9	...	...	...
Stores not analyzing merchandise line sales	14,040	...	352	...	...	19,374	...	603	...	...	5,297	...	168	...	...
	WEST SOUTH CENTRAL					MOUNTAIN					PACIFIC				
Stores analyzing merchandise line sales, total	590,899	100.0	19,105	...	...	321,137	100.0	8,149	...	...	816,769	100.0	19,795	...	...
Gasoline	407,930	69.0	19,105	590,899	69.0	219,014	68.2	8,149	321,137	68.2	589,125	72.1	19,795	816,769	72.1
Lubricants	44,744	7.6	16,825	528,285	8.5	21,325	6.7	7,044	289,486	7.4	49,378	6.0	17,656	742,771	6.6
Fuel oil	7,623	1.3	4,522	142,012	5.4	9,151	2.8	2,219	110,507	8.3	12,101	1.5	4,738	199,507	6.1
Tires (new and used)	28,817	4.9	10,514	407,093	7.1	13,622	4.2	4,755	221,150	6.2	35,313	4.3	13,446	626,810	5.6
Tire recapping and vulcanizing	1,488	0.3	1,046	48,667	3.0	1,523	0.5	919	52,775	2.9	5,776	0.7	5,107	271,170	2.1
Batteries and accessories	31,262	5.3	11,668	438,773	7.1	18,777	5.9	5,495	249,442	7.5	45,188	5.5	15,645	701,175	6.4
Household appliances and equipment	3,873	0.6	682	38,784	10.0	2,313	0.7	407	29,244	7.9	4,537	0.6	852	54,092	8.4
Services (inc. washing, greasing, etc.)	34,361	5.8	11,520	425,422	8.1	15,825	4.9	5,080	223,971	7.1	47,222	5.8	14,840	667,635	7.1
Other sales	30,801	5.2	...	...	...	19,587	6.1	...	...	...	28,129	3.5	...	...	...
Stores not analyzing merchandise line sales	27,117	...	717	...	...	8,495	...	206	...	...	16,596	...	455	...	...

* Data not shown for those geographic divisions in which sampling variability was too high.
z Less than 0.05 percent.

Table 21C.—MERCHANDISE LINE SALES OF LARGE STORES AND MULTIUNITS, AND SMALL STORE SAMPLE—AUTOMOTIVE GROUP AND GASOLINE SERVICE STATIONS—KIND OF BUSINESS, BY GEOGRAPHIC DIVISION: 1948

[See text for explanatory material and description of sample data included]

Columns: Large stores and multiunits — (1) Merchandise line sales (Thousand dollars); Stores reporting merchandise line: (2) Number, (3) Total sales (Thousand dollars). Sample of small single unit stores — Merchandise line sales: (4) Amount (Thousand dollars), (5) Percent distribution; Stores reporting merchandise line: (6) Number, (7) Total sales (Thousand dollars).

MOTOR VEHICLE (NEW AND USED) DEALERS

UNITED STATES

Kind of business and merchandise line	(1)	(2)	(3)	(4)	(5)	(6)	(7)
Stores analyzing merchandise line sales, total	15,389,423	35,662	...	49,634	100.0	798	...
Passenger cars (new)	7,975,618	35,662	15,389,423	22,856	46.1	798	49,634
Trucks (new)	1,452,665	19,392	9,041,826	3,812	7.7	309	21,572
Passenger cars (used)	2,861,983	33,726	14,688,921	6,575	13.2	663	42,922
Trucks (used)	235,922	16,835	7,769,215	496	1.0	208	14,499
Parts and accessories	1,057,931	33,991	14,890,232	6,651	13.4	691	43,927
Shop or service labor sales	1,130,667	31,893	13,833,490	4,384	8.8	653	44,274
Farm equipment, implements, machinery (new)	166,557	3,461	1,230,386	917	1.8	67	4,686
Farm equipment, implements, machinery (used)	15,359	1,574	580,561	75	0.2	18	1,416
Other farm supplies (allied lines)	9,490	808	255,420	20	(z)	6	370
Motorcycle parts and supplies	1,817	205	68,869	10	(z)	8	511
Automobile trailers	8,193	495	244,322	34	0.1	6	415
Gasoline and lubricants	266,093	23,568	10,297,076	2,857	5.8	442	29,184
Other sales	207,228	...	...	947	1.9	...	...
Stores not analyzing merchandise line sales	94,653	284	...	547	...	11	...

NEW ENGLAND

Kind of business and merchandise line	(1)	(2)	(3)	(4)	(5)	(6)	(7)
Stores analyzing merchandise line sales, total	876,612	2,202	...	2,305	100.0	40	...
Passenger cars (new)	425,351	2,202	876,612	1,126	48.8	40	2,305
Trucks (new)	72,224	1,164	491,129	133	5.8	15	746
Passenger cars (used)	153,749	2,132	859,891	281	12.2	32	1,886
Trucks (used)	10,118	997	425,237	9	0.4	9	520
Parts and accessories	108,044	2,094	849,252	214	9.3	35	1,942
Shop or service labor sales	66,562	2,101	852,063	244	10.6	34	1,995
Farm equipment, implements, machinery (new)	2,133	83	25,846	14	0.6	2	136
Farm equipment, implements, machinery (used)	95	19	4,285	...	...	...	...
Other farm supplies (allied lines)	116	13	3,738	...	...	...	...
Motorcycle parts and supplies	31	6	1,394	...	...	...	...
Automobile trailers	791	26	17,309	...	...	...	...
Gasoline and lubricants	24,018	1,689	665,069	213	9.2	28	1,633
Other sales	12,780	...	...	71	3.1	...	...
Stores not analyzing merchandise line sales	5,797	25	...	58	...	1	...

MIDDLE ATLANTIC

Kind of business and merchandise line	(1)	(2)	(3)	(4)	(5)	(6)	(7)
Stores analyzing merchandise line sales, total	2,638,535	5,743	...	7,361	100.0	113	...
Passenger cars (new)	1,423,436	5,743	2,638,535	3,939	53.5	113	7,361
Trucks (new)	195,607	2,749	1,301,664	508	6.9	42	2,843
Passenger cars (used)	442,820	5,459	2,539,279	1,011	13.7	96	6,541
Trucks (used)	23,857	2,142	1,076,591	45	0.6	21	1,548
Parts and accessories	283,512	5,372	2,491,207	604	8.2	89	6,103
Shop or service labor sales	177,699	5,355	2,480,031	654	8.9	93	6,323
Farm equipment, implements, machinery (new)	11,010	286	95,105	48	0.7	4	292
Farm equipment, implements, machinery (used)	861	117	39,431	1	(z)	1	76
Other farm supplies (allied lines)	805	68	19,542	...	...	...	...
Motorcycle parts and supplies	80	20	5,057	...	...	...	...
Automobile trailers	703	69	26,788	24	0.3	1	81
Gasoline and lubricants	47,612	3,989	1,797,674	350	4.8	66	4,584
Other sales	30,533	...	...	177	2.4	...	...
Stores not analyzing merchandise line sales	13,012	42	...	183	...	4	...

EAST NORTH CENTRAL

Kind of business and merchandise line	(1)	(2)	(3)	(4)	(5)	(6)	(7)
Stores analyzing merchandise line sales, total	3,555,879	7,767	...	11,522	100.0	182	...
Passenger cars (new)	1,753,638	7,767	3,555,879	5,188	45.0	182	11,522
Trucks (new)	270,729	3,189	1,963,632	938	8.1	70	5,887
Passenger cars (used)	686,968	7,381	3,379,817	1,287	11,2	146	9,663
Trucks (used)	37,765	3,343	1,611,290	116	1.0	62	4,507
Parts and accessories	423,767	7,496	3,480,428	1,632	14.2	165	10,653
Shop or service labor sales	251,316	5,500	3,462,668	994	8.6	124	10,651
Farm equipment, implements, machinery (new)	32,346	857	232,752	296	2.6	18	1,441
Farm equipment, implements, machinery (used)	2,981	358	97,948	18	0.2	5	467
Other farm supplies (allied lines)	2,106	182	56,195	13	0.1	3	196
Motorcycle parts and supplies	398	48	17,822	1	(z)	3	147
Automobile trailers	1,977	84	46,414	...	...	...	...
Gasoline and lubricants	50,198	5,256	2,443,172	797	6.9	120	7,968
Other sales	41,690	...	...	242	2.1	...	...
Stores not analyzing merchandise line sales	17,361	64	...	172	...	4	...

WEST NORTH CENTRAL

Kind of business and merchandise line	(1)	(2)	(3)	(4)	(5)	(6)	(7)
Stores analyzing merchandise line sales, total	1,747,826	4,930	...	9,223	100.0	155	...
Passenger cars (new)	650,313	4,930	1,747,826	3,869	41.9	155	9,223
Trucks (new)	183,750	3,137	1,164,398	675	7.3	69	4,518
Passenger cars (used)	369,761	4,646	1,681,807	1,133	12.3	126	7,774
Trucks (used)	36,217	2,659	1,023,065	92	1.0	42	2,778
Parts and accessories	255,497	4,717	1,705,049	1,577	17.1	147	8,929
Shop or service labor sales	123,214	4,712	1,702,018	778	8.4	138	8,374
Farm equipment, implements, machinery (new)	59,504	1,205	334,801	374	4.1	25	1,671
Farm equipment, implements, machinery (used)	5,486	592	163,454	19	0.2	6	440
Other farm supplies (allied lines)	3,148	286	76,034	5	0.1	2	122
Motorcycle parts and supplies	229	34	12,280	7	0.1	2	163
Automobile trailers	933	56	27,159	5	0.1	1	74
Gasoline and lubricants	32,378	3,129	1,128,086	537	5.8	90	5,696
Other sales	27,396	...	...	152	1.6	...	...
Stores not analyzing merchandise line sales	6,383	28	...	134	...	2	...

SOUTH ATLANTIC

Kind of business and merchandise line	(1)	(2)	(3)	(4)	(5)	(6)	(7)
Stores analyzing merchandise line sales, total	1,806,641	4,282	...	5,524	100.0	86	...
Passenger cars (new)	759,601	4,282	1,806,641	2,679	48.5	86	5,524
Trucks (new)	200,617	2,578	1,126,475	441	8.0	33	2,139
Passenger cars (used)	340,720	4,048	1,713,580	714	12.9	70	4,589
Trucks (used)	32,062	2,194	982,094	42	0.8	19	1,347
Parts and accessories	268,179	4,092	1,753,457	722	13.1	70	4,461
Shop or service labor sales	135,283	4,088	1,751,372	506	9.2	74	4,836
Farm equipment, implements, machinery (new)	14,851	407	153,045	50	0.9	7	516
Farm equipment, implements, machinery (used)	1,067	108	39,060	14	0.2	1	81
Other farm supplies (allied lines)	655	61	28,813	...	...	...	...
Motorcycle parts and supplies	253	32	12,396	...	...	1	96
Automobile trailers	576	61	28,689	1	(z)	2	134
Gasoline and lubricants	27,591	2,596	1,130,996	257	4.6	38	2,700
Other sales	25,186	...	...	98	1.8	...	...
Stores not analyzing merchandise line sales	11,507	27	...	...	...	...	...

EAST SOUTH CENTRAL

Kind of business and merchandise line	(1)	(2)	(3)	(4)	(5)	(6)	(7)
Stores analyzing merchandise line sales, total	891,754	2,275	...	2,838	100.0	46	...
Passenger cars (new)	320,931	2,275	891,754	1,170	41.2	46	2,838
Trucks (new)	114,455	1,485	617,548	330	11.6	22	1,405
Passenger cars (used)	196,732	2,149	859,951	422	14.9	40	2,615
Trucks (used)	26,439	1,316	567,520	46	1.6	15	978
Parts and accessories	131,567	2,167	871,577	360	12.7	36	2,287
Shop or service labor sales	58,910	2,131	862,551	276	9.7	39	2,424
Farm equipment, implements, machinery (new)	12,181	316	111,128	53	1.8	5	315
Farm equipment, implements, machinery (used)	1,159	103	32,764	5	0.2	1	48
Other farm supplies (allied lines)	480	50	21,111	2	0.1	1	52
Motorcycle parts and supplies	121	11	3,134	7	0.1	2	105
Automobile trailers	504	46	22,951	...	...	...	...
Gasoline and lubricants	16,[illegible]	1,442	582,870	130	4.6	22	1,487
Other sales	11,119	...	...	42	1.5	...	...
Stores not analyzing merchandise line sales	7,302	16	...	...	...	...	...

WEST SOUTH CENTRAL

Kind of business and merchandise line	(1)	(2)	(3)	(4)	(5)	(6)	(7)
Stores analyzing merchandise line sales, total	1,470,657	3,631	...	6,029	100.0	97	...
Passenger cars (new)	577,173	3,631	1,470,657	2,714	45.0	97	6,029
Trucks (new)	182,832	2,260	972,436	464	7.7	33	2,261
Passenger cars (used)	264,293	3,407	1,396,072	1,027	17.0	85	5,507
Trucks (used)	33,550	1,875	862,620	47	0.8	22	1,569
Parts and accessories	237,869	3,400	1,399,397	892	14.8	82	5,358
Shop or service labor sales	110,950	3,382	1,401,092	462	7.7	85	5,470
Farm equipment, implements, machinery (new)	14,703	325	101,438	62	1.0	5	270
Farm equipment, implements, machinery (used)	1,764	140	39,822	18	0.3	4	304
Other farm supplies (allied lines)	754	72	23,963	...	...	...	...
Motorcycle parts and supplies	473	17	6,070	...	...	...	...
Automobile trailers	351	56	17,129	4	0.1	2	126
Gasoline and lubricants	22,752	2,029	833,982	238	3.9	37	2,365
Other sales	23,193	...	...	101	1.7	...	...
Stores not analyzing merchandise line sales	16,101	35	...	...	...	...	...

MOUNTAIN

Kind of business and merchandise line	(1)	(2)	(3)	(4)	(5)	(6)	(7)
Stores analyzing merchandise line sales, total	[illegible],171	[illegible]	...	2,409	100.0	42	...
Passenger cars (new)	[illegible]	1,[illegible]	[illegible]31,171	1,104	45.[illegible]	42	2,409
Trucks (new)	[illegible]	[illegible]	433,[illegible]	164	6.8	13	784
Passenger cars (used)	[illegible]	1,[illegible]	[illegible]	291	12.1	[illegible]	2,143
Trucks (used)	[illegible]	[illegible]	[illegible]	11	0.5	[illegible]	343
Parts and accessories	[illegible]	[illegible]	[illegible]	374	15.[illegible]	39	2,312
Shop or service labor sales	[illegible]	1,714	[illegible]	219	9.1	37	[illegible]
Farm equipment, implements, machinery (new)	[illegible]	[illegible]	[illegible]	[illegible]	[illegible].8	1	45
Farm equipment, implements, machinery (used)	[illegible]	[illegible]	[illegible]	...	...	...	...
Other farm supplies (allied lines)	[illegible]	1	[illegible]	...	...	...	...
Motorcycle parts and supplies	[illegible]	11	[illegible]	...	...	...	...
Automobile trailers	[illegible]	[illegible]	[illegible]	...	...	...	...
Gasoline and lubricants	[illegible]	[illegible]	[illegible]	[illegible]3	8.[illegible]	24	1,438
Other sales	[illegible]	...	...	[illegible]3	1.[illegible]	...	...
Stores not analyzing merchandise line sales	[illegible]	[illegible]	...	...	...	...	...

PACIFIC

Kind of business and merchandise line	(1)	(2)	(3)	(4)	(5)	(6)	(7)
Stores analyzing merchandise line sales, total	1,770,348	3,034	...	2,423	100.0	37	...
Passenger cars (new)	837,[illegible]	3,034	1,770,348	1,067	44.0	37	2,423
Trucks (new)	151,128	1,[illegible]	971,037	159	6.6	12	989
Passenger cars (used)	30[illegible],660	[illegible],810	1,649,210	409	16.9	32	2,199
Trucks (used)	21,864	1,313	832,799	88	3.6	12	919
Parts and accessories	245,091	2,922	1,728,366	276	11.4	28	1,880
Shop or service labor sales	153,627	[illegible],910	1,716,232	251	10.4	29	1,958
Farm equipment, implements, machinery (new)	6,413	198	77,864	...	...	...	...
Farm equipment, implements, machinery (used)	1,233	48	22,072	...	...	...	...
Other farm supplies (allied lines)	332	25	8,696	...	...	...	...
Motorcycle parts and supplies	146	26	7,734	...	...	...	...
Automobile trailers	998	61	43,045	...	...	...	...
Gasoline and lubricants	[illegible],964	2,134	1,252,207	132	5.4	17	1,313
Other sales	21,925	...	...	41	1.7	...	...
Stores not analyzing merchandise line sales	11,99[illegible]	34	...	...	...	...	...

Table 21C.—MERCHANDISE LINE SALES OF LARGE STORES AND MULTIUNITS, AND SMALL STORE SAMPLE—AUTOMOTIVE GROUP AND GASOLINE SERVICE STATIONS—KIND OF BUSINESS, BY GEOGRAPHIC DIVISION: 1948—Continued

[See text for explanatory material and description of sample data included]

Kind of business and merchandise line	Large stores and multiunits			Sample of small single unit stores				Large stores and multiunits			Sample of small single unit stores			
	Merchandise line sales	Stores reporting merchandise line		Merchandise line sales		Stores reporting merchandise line		Merchandise line sales	Stores reporting merchandise line		Merchandise line sales		Stores reporting merchandise line	
	(Thousand dollars)	Number	Total sales (Thousand dollars)	Amount (Thousand dollars)	Percent distribution	Number	Total sales (Thousand dollars)	(Thousand dollars)	Number	Total sales (Thousand dollars)	Amount (Thousand dollars)	Percent distribution	Number	Total sales (Thousand dollars)
	(1)	(2)	(3)	(4)	(5)	(6)	(7)	(1)	(2)	(3)	(4)	(5)	(6)	(7)
MOTOR VEHICLE (USED) DEALERS	UNITED STATES							NEW ENGLAND						
Stores analyzing merchandise line sales, total	2,037,607	7,598	...	39,028	100.0	906	...	96,512	392	...	2,496	100.0	66	...
Passenger cars (used)	1,893,298	7,598	2,037,607	33,723	86.4	906	39,028	88,083	392	96,512	2,083	83.4	66	2,496
Trucks (used)	63,109	2,503	684,638	1,560	4.0	270	12,683	2,862	128	35,123	165	6.6	20	814
Parts and accessories	18,619	884	249,112	957	2.5	144	6,205	1,155	84	19,394	66	2.6	11	362
Shop or service labor sales	15,071	1,108	332,966	771	2.0	157	6,778	773	82	19,046	99	4.0	17	580
Automobile trailers	3,126	104	28,623	45	0.1	5	316	66	5	1,363	...	...	...	...
Gasoline and lubricants	7,400	458	124,007	505	1.3	68	3,522	1,023	58	13,116	54	2.2	10	367
Other sales	36,784	...	...	1,467	3.7	...	...	2,550	...	...	29	1.2	...	...
Stores not analyzing merchandise line sales	26,254	107	...	454	...	11	...	524	3	...	...	...	...	...
	MIDDLE ATLANTIC							EAST NORTH CENTRAL						
Stores analyzing merchandise line sales, total	364,631	1,234	...	5,159	100.0	136	...	463,716	1,657	...	7,791	100.0	178	...
Passenger cars (used)	346,126	1,234	364,631	4,285	86.9	136	5,159	437,911	1,657	463,716	6,942	89.1	178	7,791
Trucks (used)	7,223	285	73,458	216	4.2	36	1,697	8,309	451	135,881	121	1.6	41	1,661
Parts and accessories	2,701	140	38,304	225	4.4	24	1,034	4,194	174	56,770	204	2.6	33	1,306
Shop or service labor sales	3,094	157	42,723	113	2.2	24	1,008	2,681	249	86,291	139	1.8	37	1,383
Automobile trailers	268	11	3,522	...	...	...	...	590	25	9,237	...	...	...	...
Gasoline and lubricants	1,217	83	26,733	64	1.2	11	496	1,990	110	28,923	79	1.0	14	567
Other sales	4,002	...	...	56	1.1	...	...	8,041	...	...	306	3.9	...	...
Stores not analyzing merchandise line sales	3,554	10	...	131	...	3	...	6,970	28	...	77	...	2	...
	WEST NORTH CENTRAL							SOUTH ATLANTIC						
Stores analyzing merchandise line sales, total	177,602	675	...	4,895	100.0	107	...	248,733	982	...	4,317	100.0	105	...
Passenger cars (used)	161,432	675	177,602	3,387	69.2	107	4,895	228,975	982	248,733	3,833	88.8	105	4,317
Trucks (used)	8,401	263	75,533	176	3.6	40	1,838	8,217	377	94,551	222	5.1	34	1,678
Parts and accessories	1,927	113	27,721	176	3.6	33	1,429	2,235	107	30,228	69	1.6	10	604
Shop or service labor sales	1,102	123	30,070	186	3.8	30	1,553	1,656	139	40,345	68	1.6	18	826
Automobile trailers	54	5	1,746	5	0.1	2	164	293	10	2,814	...	...	...	...
Gasoline and lubricants	924	57	12,631	122	2.5	20	1,044	605	45	10,174	43	1.0	4	297
Other sales	3,262	...	...	843	17.2	...	...	6,753	...	...	82	1.9	...	...
Stores not analyzing merchandise line sales	1,911	8	...	...	...	...	...	2,813	11	...	...	...	...	...
	EAST SOUTH CENTRAL							WEST SOUTH CENTRAL						
Stores analyzing merchandise line sales, total	120,516	430	...	1,996	100.0	39	...	221,805	866	...	5,210	100.0	122	...
Passenger cars (used)	110,220	430	120,516	1,714	85.9	39	1,996	205,789	866	221,805	4,707	90.4	122	5,210
Trucks (used)	6,021	221	62,157	98	4.9	22	1,011	10,089	349	91,711	261	5.0	34	1,087
Parts and accessories	1,320	48	14,095	69	3.4	9	492	1,247	59	14,574	87	1.7	12	492
Shop or service labor sales	626	55	17,518	23	1.2	6	305	881	84	20,841	80	1.5	13	509
Automobile trailers	923	6	3,888	...	...	...	...	106	3	1,050	...	...	...	...
Gasoline and lubricants	385	21	8,116	41	2.1	5	293	324	22	5,863	5	0.1	1	74
Other sales	1,021	...	...	51	2.5	...	...	3,269	...	...	70	1.3	...	...
Stores not analyzing merchandise line sales	591	3	...	50	...	1	...	3,648	15	...	8	...	2	...
	MOUNTAIN							PACIFIC						
Stores analyzing merchandise line sales, total	58,500	257	...	1,946	100.0	43	...	285,592	1,105	...	5,218	100.0	110	...
Passenger cars (used)	52,185	257	58,500	1,725	88.6	43	1,946	261,777	1,105	285,592	4,847	92.9	110	5,218
Trucks (used)	3,355	109	25,325	139	7.2	15	656	8,632	324	90,899	162	3.1	28	1,441
Parts and accessories	728	41	9,243	22	1.1	5	195	3,112	118	38,783	39	0.7	7	391
Shop or service labor sales	542	54	11,688	18	0.9	5	239	3,717	165	63,944	45	0.9	7	372
Automobile trailers	458	13	2,348	...	...	...	...	368	26	5,655	40	0.8	3	152
Gasoline and lubricants	279	20	4,336	39	2.0	3	130	653	42	14,115	58	1.1	5	254
Other sales	953	...	...	3	0.2	...	...	7,133	...	...	27	0.5	...	...
Stores not analyzing merchandise line sales	3,061	9	...	...	...	...	...	3,142	20	...	188	...	3	...
TIRE, BATTERY, ACCESSORY DEALERS	UNITED STATES							NEW ENGLAND						
Stores analyzing merchandise line sales, total	896,937	6,391	...	44,535	100.0	1,351	...	43,581	301	...	2,085	100.0	58	...
Tires (new and used)	328,929	5,627	818,794	11,168	25.1	893	33,381	17,221	266	40,167	587	28.2	33	1,464
Tire recapping and vulcanizing	40,326	2,768	445,660	1,530	3.4	327	13,120	2,653	132	22,267	98	4.7	13	754
Batteries and accessories	242,108	6,119	857,035	18,713	42.0	1,228	41,051	10,660	486	41,043	937	44.9	53	1,433
Gasoline	43,029	1,582	312,565	2,078	4.7	275	9,677	1,554	96	13,393	74	3.5	11	472
Lubricants	7,707	2,091	386,602	475	1.1	348	12,901	402	125	20,895	20	1.0	11	504
Household appliances and equipment	87,476	3,611	585,456	3,622	8.1	417	17,361	3,476	302	27,886	46	2.2	9	324
Services (inc. washing, greasing, etc.)	31,579	3,175	509,905	2,982	6.7	605	14,564	1,634	149	24,752	188	9.0	25	900
Other sales	115,783	...	...	3,967	8.9	...	...	5,481	...	...	135	6.5	...	...
Stores not analyzing merchandise line sales	19,511	144	...	1,878	...	58	...	4,089	32	...	183	...	3	...
	MIDDLE ATLANTIC							EAST NORTH CENTRAL						
Stores analyzing merchandise line sales, total	134,335	1,099	...	5,814	100.0	189	...	181,579	1,285	...	7,251	100.0	253	...
Tires (new and used)	50,267	952	117,872	1,542	26.5	119	4,101	64,936	1,155	166,217	1,640	20.6	164	5,834
Tire recapping and vulcanizing	5,491	445	59,735	228	3.9	56	2,148	5,828	514	83,131	173	2.2	57	2,083
Batteries and accessories	43,125	1,035	124,619	2,595	44.6	168	5,333	50,290	1,251	177,045	3,385	42.6	235	7,594
Gasoline	3,801	209	34,569	301	5.2	38	1,318	9,126	306	62,889	447	5.6	58	2,103
Lubricants	758	243	37,974	62	1.1	49	1,644	1,479	452	79,165	114	1.4	75	2,969
Household appliances and equipment	9,722	580	77,889	260	4.5	42	1,580	17,819	776	118,542	574	7.2	73	2,896
Services (inc. washing, greasing, etc.)	5,005	407	60,316	306	5.3	67	1,963	6,815	657	109,331	602	7.6	133	4,059
Other sales	16,166	...	...	520	8.9	...	...	24,284	...	...	1,016	12.8	...	...
Stores not analyzing merchandise line sales	2,107	23	...	152	...	5	...	2,571	19	...	326	...	12	...

See footnotes at end of table.

Table 21C.—MERCHANDISE LINE SALES OF LARGE STORES AND MULTIUNITS, AND SMALL STORE SAMPLE—AUTOMOTIVE GROUP AND GASOLINE SERVICE STATIONS—KIND OF BUSINESS, BY GEOGRAPHIC DIVISION: 1948—Continued

(See text for explanatory material and description of sample data included)

Kind of business and merchandise line	Large stores and multiunits			Sample of small single unit stores				Large stores and multiunits			Sample of small single unit stores			
	Merchandise line sales	Stores reporting merchandise line		Merchandise line sales		Stores reporting merchandise line		Merchandise line sales	Stores reporting merchandise line		Merchandise line sales		Stores reporting merchandise line	
	(Thousand dollars)	Number	Total sales (Thousand dollars)	Amount (Thousand dollars)	Percent distribution	Number	Total sales (Thousand dollars)	(Thousand dollars)	Number	Total sales (Thousand dollars)	Amount (Thousand dollars)	Percent distribution	Number	Total sales (Thousand dollars)
	(1)	(2)	(3)	(4)	(5)	(6)	(7)	(1)	(2)	(3)	(4)	(5)	(6)	(7)
	WEST NORTH CENTRAL							SOUTH ATLANTIC						
TIRE, BATTERY, ACCESSORY DEALERS														
Stores analyzing merchandise line sales, total	88,150	639	...	6,571	100.0	218	...	122,299	882	...	6,044	100.0	157	...
Tires (new and used)	24,4[illegible]9	[illegible]44	80,936	1,805	27.5	148	5,009	44,095	803	115,181	1,422	23.5	109	4,789
Tire recapping and vulcanizing	3,424	294	46,739	204	3.1	56	1,721	5,362	402	64,634	191	3.2	35	1,396
Batteries and accessories	25,563	607	83,240	2,564	39.0	109	5,926	28,196	855	118,016	2,354	38.9	145	5,584
Gasoline	4,030	158	28,246	198	3.0	40	1,285	6,591	237	47,515	336	5.6	31	1,231
Lubricants	833	239	41,560	55	0.8	57	1,713	1,330	321	64,020	74	1.2	40	1,701
Household appliances and equipment	8,025	418	59,583	546	8.3	67	2,883	14,781	583	90,303	782	12.9	72	3,372
Services (inc. washing, greasing, etc.)	3,481	377	53,005	607	9.3	129	3,726	3,906	428	73,108	366	6.1	60	2,667
Other sales	12,835	...	...	592	9.0	...	...	18,038	...	...	519	8.6	...	...
Stores not analyzing merchandise line sales	2,174	13	...	44	...	3	...	645	5	...	174	...	3	...
	EAST SOUTH CENTRAL							WEST SOUTH CENTRAL						
Stores analyzing merchandise line sales, total	56,087	382	...	3,649	100.0	94	...	121,188	820	...	6,578	100.0	209	...
Tires (new and used)	20,382	340	52,711	866	23.7	76	3,025	43,434	728	114,005	1,911	29.0	145	5,364
Tire recapping and vulcanizing	2,199	155	28,102	226	6.2	31	1,637	5,221	355	57,593	155	2.4	40	1,676
Batteries and accessories	12,859	371	54,643	1,464	40.1	88	3,399	29,277	784	115,376	2,725	41.4	192	6,151
Gasoline	4,042	116	25,051	150	4.1	20	732	6,257	202	40,554	277	4.2	42	1,345
Lubricants	649	138	30,542	45	1.2	32	1,518	1,187	279	55,279	61	0.9	50	1,642
Household appliances and equipment	6,571	261	41,478	376	10.3	39	1,649	14,866	531	83,957	675	10.3	82	3,209
Services (inc. washing, greasing, etc.)	1,9[illegible]2	214	35,435	187	5.1	31	1,230	2,980	395	59,659	236	3.6	69	2,086
Other sales	7,673	...	...	335	9.3	...	...	17,966	...	...	538	8.2	...	...
Stores not analyzing merchandise line sales	659	7	...	119	...	4	...	4,584	31	...	552	...	17	...
	MOUNTAIN							PACIFIC						
Stores analyzing merchandise line sales, total	35,228	231	...	1,691	100.0	53	...	114,490	752	...	4,152	100.0	120	...
Tires (new and used)	14,294	207	33,150	501	29.6	37	1,295	39,241	612	98,555	894	21.5	62	2,420
Tire recapping and vulcanizing	2,[illegible]43	130	22,009	74	4.4	12	480	7,605	341	61,450	181	4.4	28	1,225
Batteries and accessories	8,911	214	32,964	573	33.9	43	1,401	39,025	716	110,189	2,116	51.0	105	3,731
Gasoline	2,225	74	13,926	123	7.3	19	566	5,353	214	46,422	172	4.1	16	625
Lubricants	285	76	13,226	21	1.2	18	621	784	218	43,941	23	0.6	16	589
Household appliances and equipment	2,808	146	22,276	196	11.6	12	579	8,908	414	63,542	167	4.0	21	864
Services (inc. washing, greasing, etc.)	1,212	138	22,338	135	8.0	37	1,098	4,684	410	71,961	355	8.6	54	1,830
Other sales	3,450	...	...	68	4.0	...	...	8,890	...	...	244	5.8	...	...
Stores not analyzing merchandise line sales	47	3	...	67	...	1	...	2,206	11	...	261	...	6	...
	UNITED STATES							NEW ENGLAND						
MOTORCYCLE DEALERS														
Stores analyzing merchandise line sales, total	22,533	183	...	3,774	100.0	137	...	877	10	...				
Motorcycles, parts and supplies	18,897	182	22,533	3,068	81.3	137	3,774	680	10	877				
Shop or service labor sales	969	94	11,873	250	6.6	75	1,099	36	4	434	Information not shown because of high sampling variability.			
Motorboats, etc., parts and supplies	533	103	2,474	16	0.4	5	172	(1)	2	(x)				
Other sales	2,134	...	...	440	11.7	...	...	161	...	...				
Stores not analyzing merchandise line sales	...	...	...	74	...	2	...	...	...	...				
	MIDDLE ATLANTIC							EAST NORTH CENTRAL						
Stores analyzing merchandise line sales, total	1,735	19	...					4,095	39	...				
Motorcycles, parts and supplies	1,381	19	1,735					3,669	39	4,095				
Shop or service labor sales	103	13	982	Information not shown because of high sampling variability.				166	15	1,752	Information not shown because of high sampling variability.			
Motorboats, etc., parts and supplies	(1)	3	(x)					(1)	1	(x)				
Other sales	251	...	...					260	...	...				
Stores not analyzing merchandise line sales	...	...	...					...	...	...				
	WEST NORTH CENTRAL							SOUTH ATLANTIC						
Stores analyzing merchandise line sales, total	1,921	10	...					3,004	18	...				
Motorcycles, parts and supplies	611	10	1,081					2,338	18	3,004				
Shop or service labor sales	51	5	639	Information not shown because of high sampling variability.				143	11	2,059	Information not shown because of high sampling variability.			
Motorboats, etc., parts and supplies	(1)	2	(x)					(1)	2	(x)				
Other sales	414	...	...					523	...	...				
Stores not analyzing merchandise line sales	...	...	...					...	...	...				
	EAST SOUTH CENTRAL							WEST SOUTH CENTRAL						
Stores analyzing merchandise line sales, total	2,[illegible]6	14	...					1,[illegible]4	13	...				
Motorcycles, parts and supplies	1,[illegible]7	14	1,498					1,498	13	1,664				
Shop or service labor sales	44	1	(x)	Information not shown because of high sampling variability.				91	10	1,191	Information not shown because of high sampling variability.			
Motorboats, etc., parts and supplies	(1)	1	(x)					...	...	...				
Other sales	108	...	...					75	...	...				
Stores not analyzing merchandise line sales	...	...	...					...	...	...				

[illegible] of this table.

Table 21C.—MERCHANDISE LINE SALES OF LARGE STORES AND MULTIUNITS, AND SMALL STORE SAMPLE—AUTOMOTIVE GROUP AND GASOLINE SERVICE STATIONS—KIND OF BUSINESS, BY GEOGRAPHIC DIVISION* 1948—Continued

[See text for explanatory material and description of sample data included]

Kind of business and merchandise line	Large stores and multiunits			Sample of small single unit stores				Large stores and multiunits			Sample of small single unit stores			
	Merchandise line sales (Thousand dollars) (1)	Stores reporting merchandise line: Number (2)	Stores reporting merchandise line: Total sales (Thousand dollars) (3)	Merchandise line sales: Amount (Thousand dollars) (4)	Merchandise line sales: Percent distribution (5)	Stores reporting merchandise line: Number (6)	Stores reporting merchandise line: Total sales (Thousand dollars) (7)	Merchandise line sales (Thousand dollars) (1)	Stores reporting merchandise line: Number (2)	Stores reporting merchandise line: Total sales (Thousand dollars) (3)	Merchandise line sales: Amount (Thousand dollars) (4)	Merchandise line sales: Percent distribution (5)	Stores reporting merchandise line: Number (6)	Stores reporting merchandise line: Total sales (Thousand dollars) (7)
MOTORCYCLE DEALERS	PACIFIC													
Stores analyzing merchandise line sales, total	7,693	52	...	Information not shown because of high sampling variability.										
Motorcycles, parts and supplies	6,796	52	7,693											
Shop or service labor sales	325	27	3,860											
Motorboats, etc., parts and supplies	(1)	1	(x)											
Other sales	572	...	...											
Stores not analyzing merchandise line sales	...	...	...											
AIRCRAFT DEALERS	UNITED STATES							MIDDLE ATLANTIC						
Stores analyzing merchandise line sales, total	26,310	92	...	106	100.0	6	...	5,870	15	...	27	100.0	1	...
Aircraft (noncommercial)	14,397	92	26,310	65	61.3	6	106	3,164	15	5,870	11	40.7	1	27
Parts and accessories	6,131	60	20,881	14	13.2	2	64	2,041	11	5,209	2	7.4	1	27
Shop or service labor sales	2,703	60	17,179	6	5.7	1	27	290	7	1,940	...	...	...	...
Gasoline and lubricants	1,282	47	13,879	2	1.9	1	27	151	7	2,258	2	7.4	1	27
Other sales	1,797	...	...	19	17.9	...	...	224	...	...	12	44.5	...	...
Stores not analyzing merchandise line sales	552	3	...	...	...	...	...	...	...	...	...	...	...	...
	EAST NORTH CENTRAL							WEST NORTH CENTRAL						
Stores analyzing merchandise line sales, total	3,180	16	...	Information not shown because of high sampling variability.				4,148	19	...	Information not shown because of high sampling variability.			
Aircraft (noncommercial)	1,225	16	3,180					3,284	19	4,148				
Parts and accessories	312	11	2,344					519	14	3,485				
Shop or service labor sales	925	11	2,740					441	16	3,566				
Gasoline and lubricants	296	10	2,239					207	13	2,848				
Other sales	423	...	...					697	...	...				
Stores not analyzing merchandise line sales	...	...	...					...	...	...				
	WEST SOUTH CENTRAL							PACIFIC						
Stores analyzing merchandise line sales, total	3,296	12	...	Information not shown because of high sampling variability.				4,086	12	...	Information not shown because of high sampling variability.			
Aircraft (noncommercial)	2,515	12	3,296					3,966	12	4,086				
Parts and accessories	289	6	2,427					1,009	5	3,369				
Shop or service labor sales	190	8	2,537					(1)	4	(x)				
Gasoline and lubricants	190	6	2,239					(1)	2	(x)				
Other sales	108	...	...					111	...	...				
Stores not analyzing merchandise line sales	...	...	...					194	2	...				
BOAT DEALERS	UNITED STATES							NEW ENGLAND						
Stores analyzing merchandise line sales, total	44,479	243	...	2,055	100.0	110	...	2,996	17	...	Information not shown because of high sampling variability.			
Motorboats, etc., parts and supplies	38,069	243	44,479	2,517	85.2	110	2,055	2,417	17	2,996				
Gasoline and lubricants	556	44	10,640	18	0.6	10	203	(1)	4	(x)				
Other sales	5,854	...	...	420	14.2	...	...	379	...	...				
Stores not analyzing merchandise line sales	25	2	...	20	...	1	...	...	...	...				
	MIDDLE ATLANTIC							EAST NORTH CENTRAL						
Stores analyzing merchandise line sales, total	10,090	53	...	643	100.0	26	...	10,749	56	...	591	100.0	29	...
Motorboats, etc., parts and supplies	8,972	53	10,090	600	93.3	26	643	9,454	56	10,749	443	75.0	29	591
Gasoline and lubricants	238	11	2,373	...	...	...	...	71	14	2,997	18	3.0	10	203
Other sales	880	...	...	43	6.7	...	...	1,224	...	...	130	22.0	...	...
Stores not analyzing merchandise line sales	18	1	...	20	...	1	...	...	...	...	...	...	...	...
	WEST NORTH CENTRAL							SOUTH ATLANTIC						
Stores analyzing merchandise line sales, total	1,665	10	...	Information not shown because of high sampling variability.				5,094	34	...	Information not shown because of high sampling variability.			
Motorboats, etc., parts and supplies	1,587	10	1,665					4,259	34	5,094				
Gasoline and lubricants	(1)	1	(x)					(1)	4	(x)				
Other sales	80	...	...					835	...	...				
Stores not analyzing merchandise line sales	...	...	...					...	...	...				
	WEST SOUTH CENTRAL							PACIFIC						
Stores analyzing merchandise line sales, total	4,390	23	...	Information not shown because of high sampling variability.				8,361	42	...	Information not shown because of high sampling variability.			
Motorboats, etc., parts and supplies	3,809	23	4,390					6,344	42	8,361				
Gasoline and lubricants	(1)	4	(x)					76	6	2,041				
Other sales	581	...	...					1,941	...	...				
Stores not analyzing merchandise line sales	...	...	...					7	1	...				

See footnotes at end of table.

Table 21C.—MERCHANDISE LINE SALES OF LARGE STORES AND MULTIUNITS, AND SMALL STORE SAMPLE—AUTOMOTIVE GROUP AND GASOLINE SERVICE STATIONS—KIND OF BUSINESS, BY GEOGRAPHIC DIVISION: 1948—Continued

[See text for explanatory material and description of sample data included]

Kind of business and merchandise line	Large stores and multiunits: Merchandise line sales (Thousand dollars) (1)	Large stores and multiunits: Stores reporting merchandise line: Number (2)	Large stores and multiunits: Stores reporting merchandise line: Total sales (Thousand dollars) (3)	Sample of small single unit stores: Merchandise line sales: Amount (Thousand dollars) (4)	Sample of small single unit stores: Merchandise line sales: Percent distribution (5)	Sample of small single unit stores: Stores reporting merchandise line: Number (6)	Sample of small single unit stores: Stores reporting merchandise line: Total sales (Thousand dollars) (7)	Large stores and multiunits: Merchandise line sales (Thousand dollars) (1)	Large stores and multiunits: Stores reporting merchandise line: Number (2)	Large stores and multiunits: Stores reporting merchandise line: Total sales (Thousand dollars) (3)	Sample of small single unit stores: Merchandise line sales: Amount (Thousand dollars) (4)	Sample of small single unit stores: Merchandise line sales: Percent distribution (5)	Sample of small single unit stores: Stores reporting merchandise line: Number (6)	Sample of small single unit stores: Stores reporting merchandise line: Total sales (Thousand dollars) (7)
OTHER AUTOMOTIVE DEALERS	UNITED STATES							NEW ENGLAND						
Stores analyzing merchandise line sales, total	144,495	704	...	3,526	100.0	81	...	5,085	27	...	Information not shown because of high sampling variability.			
Automobile trailers	132,804	684	140,332	3,410	96.7	80	3,[illegible]21	4,937	27	5,085				
Parts and accessories	4,377	187	44,923	40	1.2	10	295	55	5	1,233				
Shop or service labor sales	1,424	126	40,031	1	...	1	31	16	6	1,586				
Other sales	5,890	...	...	75	2.1	...	...	77	...	...				
Stores not analyzing merchandise line sales	4,544	18	...	115	...	5	...	...	...	...				
	MIDDLE ATLANTIC							EAST NORTH CENTRAL						
Stores analyzing merchandise line sales, total	14,322	74	...	Information not shown because of high sampling variability.				46,325	209	...	1,165	100.0	26	...
Automobile trailers	12,798	70	13,693					43,355	208	46,026	1,094	93.9	25	1,160
Parts and accessories	661	31	6,498					1,115	56	14,842	20	1.7	4	162
Shop or service labor sales	167	14	3,793					482	43	13,249	...	...	1	31
Other sales	696	...	...					1,373	...	...	51	4.4	...	...
Stores not analyzing merchandise line sales	21	2	...					1,396	4	...	101	...	3	...
	WEST NORTH CENTRAL							SOUTH ATLANTIC						
Stores analyzing merchandise line sales, total	21,074	89	...	273	100.0	6	...	15,503	76	...	436	100.0	5	...
Automobile trailers	19,437	87	20,448	271	99.3	6	273	14,400	73	15,296	431	98.9	5	436
Parts and accessories	431	21	6,576	1	0.4	1	41	255	18	3,811	...	...	...	...
Shop or service labor sales	54	17	6,452	1	0.3	...	...	130	14	4,517	...	...	...	...
Other sales	1,152	...	...	...	...	...	...	718	...	...	5	1.1	...	...
Stores not analyzing merchandise line sales	152	1	...	...	...	...	...	399	2	...	...	...	...	...
	EAST SOUTH CENTRAL							WEST SOUTH CENTRAL						
Stores analyzing merchandise line sales, total	3,595	16	...	Information not shown because of high sampling variability.				8,767	34	...	Information not shown because of high sampling variability.			
Automobile trailers	2,861	15	2,900					8,359	34	8,767				
Parts and accessories	(1)	2	(x)					248	10	3,186				
Shop or service labor sales	(1)	2	(x)					70	9	2,902				
Other sales	734	...	...					90	...	...				
Stores not analyzing merchandise line sales	...	...	...					...	...	...				
	MOUNTAIN							PACIFIC						
Stores analyzing merchandise line sales, total	6,113	36	...	Information not shown because of high sampling variability.				23,711	143	...	544	100.0	19	...
Automobile trailers	5,877	34	6,010					20,780	136	22,607	526	96.7	19	544
Parts and accessories	204	8	1,007					1,262	36	6,881	17	3.1	3	114
Shop or service labor sales	(1)	3	(x)					439	18	6,195	...	...	...	...
Other sales	32	...	...					1,230	...	...	1	0.2	...	...
Stores not analyzing merchandise line sales	179	1	...					2,397	8	...	4	...	1	...
GASOLINE SERVICE STATIONS	UNITED STATES							NEW ENGLAND						
Stores analyzing merchandise line sales, total	1,755,835	18,993	...	482,962	100.0	16,455	...	65,906	754	...	31,420	100.0	1,049	...
Gasoline	1,223,735	18,993	1,755,835	340,629	70.5	16,455	482,962	39,910	754	65,906	22,139	70.[illegible]	1,049	31,420
Lubricants	104,236	17,492	1,625,881	34,647	7.2	14,409	433,708	3,826	687	59,392	2,312	7.0	735	28,716
Fuel oil	61,763	5,926	626,878	7,362	1.5	4,102	128,416	8,311	245	29,038	943	3.0	245	8,312
Tires (new and used)	85,415	13,264	1,292,946	18,351	3.8	9,656	336,878	2,940	531	48,623	1,189	3.8	663	23,571
Tire recapping and vulcanizing	8,002	3,913	400,816	2,225	0.5	1,876	73,983	483	140	14,847	157	0.[illegible]	171	6,762
Batteries and accessories	83,687	14,031	1,381,826	24,765	5.1	10,877	371,938	3,112	586	52,444	1,646	5.[illegible]	744	25,657
Household appliances and equipment	16,360	1,284	175,914	1,606	0.3	597	22,395	655	54	6,843	109	0.4	39	1,537
Services (inc. washing, greasing, etc.)	79,702	13,171	1,272,644	27,283	5.7	10,317	349,864	3,101	417	47,571	1,706	5.4	691	23,280
Other sales	92,935	...	...	26,094	5.4	...	...	2,518	...	...	1,319	4.[illegible]	...	...
Stores not analyzing merchandise line sales	67,252	417	...	12,434	...	428	...	3,013	23	...	[illegible]	...	30	...
	MIDDLE ATLANTIC							EAST NORTH CENTRAL						
Stores analyzing merchandise line sales, total	223,485	2,[illegible]	...	78,761	100.0	2,748	...	[illegible]	[illegible]	...	107,973	100.[illegible]	[illegible]	...
Gasoline	156,[illegible]	[illegible]	[illegible]	56,030	71.1	2,748	78,761	[illegible]	[illegible]	[illegible]	[illegible]	72.[illegible]	[illegible]	107,973
Lubricants	13,51[illegible]	[illegible]	144,190	[illegible]	[illegible]	[illegible]	[illegible]	[illegible]	[illegible]	[illegible]	7,557	7.[illegible]	[illegible]	98,60[illegible]
Fuel oil	6,39[illegible]	[illegible]	59,[illegible]	1,040	1.3	501	14,844	12,240	[illegible]	[illegible]	1,[illegible]	1.[illegible]	[illegible]	32,116
Tires (new and used)	[illegible]	1,[illegible]	[illegible]	[illegible]	[illegible]	1,515	51,[illegible]	17,1[illegible]	[illegible]	[illegible],735	[illegible]	[illegible]	[illegible]	79,[illegible]
Tire recapping and vulcanizing	918	284	35,311	383	[illegible]	334	12,910	1,18[illegible]	[illegible]	[illegible],072	[illegible]	[illegible]	[illegible]	16,[illegible]
Batteries and accessories	[illegible]	[illegible]	173,756	3,8[illegible]	[illegible]	1,77[illegible]	[illegible]	17,871	[illegible]	[illegible]	5,424	[illegible]	[illegible]	87,[illegible]
Household appliances and equipment	1,[illegible]	100	14,[illegible]	[illegible]43	[illegible]	[illegible]	2,277	[illegible]	[illegible]	[illegible]	[illegible]	[illegible]	13[illegible]	[illegible]
Services (inc. washing, greasing, etc.)	14,[illegible]	1,809	170,804	[illegible]	[illegible]	1,[illegible]	[illegible]	17,118	[illegible]	[illegible]	[illegible],722	[illegible]	[illegible]10	[illegible]
Other sales	1[illegible]	...	...	[illegible]	[illegible]	...	...	[illegible]	...	...	[illegible],488	[illegible]	...	...
Stores not analyzing merchandise line sales	[illegible]	[illegible]	...	[illegible]	...	[illegible]	...	10,[illegible]	[illegible]	...	2,8[illegible]	...	88	...

See footnotes at end of table.

Table 21C.—MERCHANDISE LINE SALES OF LARGE STORES AND MULTIUNITS, AND SMALL STORE SAMPLE—AUTOMOTIVE GROUP AND GASOLINE SERVICE STATIONS—KIND OF BUSINESS, BY GEOGRAPHIC DIVISION 1948—Continued

[See text for explanatory material and description of sample data included]

Kind of business and merchandise line	Large stores and multiunits			Sample of small single unit stores			
	Merchandise line sales	Stores reporting merchandise line		Merchandise line sales		Stores reporting merchandise line	
		Number	Total sales	Amount	Percent distribution	Number	Total sales
	(Thousand dollars)		(Thousand dollars)	(Thousand dollars)			(Thousand dollars)
	(1)	(2)	(3)	(4)	(5)	(6)	(7)
WEST NORTH CENTRAL							
GASOLINE SERVICE STATIONS							
Stores analyzing merchandise line sales, total	[illegible]	[illegible]	...	57,177	100.0	[illegible]	...
Gasoline	[illegible]	[illegible]	[illegible]	39,344	68.9	2,669	57,177
Lubricants	[illegible]	[illegible]	[illegible]	[illegible]	[illegible]	[illegible]	[illegible]
Fuel oil	[illegible]	[illegible]	[illegible]	[illegible]	[illegible]	[illegible]	[illegible]
Tires (new and used)	[illegible]	[illegible]	[illegible]	[illegible]	[illegible]	[illegible]	[illegible]
Tire recapping and vulcanizing	[illegible]	[illegible]	[illegible]	[illegible]	[illegible]	[illegible]	[illegible]
Batteries and accessories	[illegible]	[illegible]	[illegible]	[illegible]	[illegible]	[illegible]	[illegible]
Household appliances and equipment	[illegible]	[illegible]	[illegible]	[illegible]	[illegible]	[illegible]	[illegible]
Services (inc. washing, greasing, etc.)	[illegible]	[illegible]	[illegible]	[illegible]	[illegible]	[illegible]	[illegible]
Other sales	[illegible]	...	...	[illegible]	[illegible]	...	...
Stores not analyzing merchandise line sales	[illegible]	[illegible]	...	871	...	90	...
EAST SOUTH CENTRAL							
Stores analyzing merchandise line sales, total	[illegible]	1,034	...	26,885	100.0	[illegible]	...
Gasoline	[illegible]	1,034	[illegible]	18,894	70.3	[illegible]	26,285
Lubricants	[illegible]	[illegible]	[illegible]	[illegible]	[illegible]	[illegible]	[illegible]
Fuel oil	[illegible]	[illegible]	[illegible]	[illegible]	[illegible]	[illegible]	[illegible]
Tires (new and used)	[illegible]	[illegible]	[illegible]	[illegible]	[illegible]	[illegible]	[illegible]
Tire recapping and vulcanizing	[illegible]	[illegible]	[illegible]	[illegible]	[illegible]	[illegible]	[illegible]
Batteries and accessories	[illegible]	[illegible]	[illegible]	[illegible]	[illegible]	[illegible]	[illegible]
Household appliances and equipment	[illegible]	[illegible]	[illegible]	[illegible]	[illegible]	[illegible]	[illegible]
Services (inc. washing, greasing, etc.)	[illegible]	[illegible]	[illegible]	[illegible]	[illegible]	[illegible]	[illegible]
Other sales	[illegible]	...	...	938	3.5	...	...
Stores not analyzing merchandise line sales	[illegible]	28	...	314	...	14	...
MOUNTAIN							
Stores analyzing merchandise line sales, total	97,747	1,019	...	22,339	100.0	713	...
Gasoline	64,624	1,019	97,747	15,439	69.1	713	22,339
Lubricants	[illegible]	[illegible]	[illegible]	[illegible]	[illegible]	[illegible]	[illegible]
Fuel oil	[illegible]	[illegible]	[illegible]	[illegible]	[illegible]	[illegible]	[illegible]
Tires (new and used)	[illegible]	[illegible]	[illegible]	[illegible]	[illegible]	[illegible]	[illegible]
Tire recapping and vulcanizing	[illegible]	[illegible]	[illegible]	[illegible]	[illegible]	[illegible]	[illegible]
Batteries and accessories	[illegible]	[illegible]	[illegible]	[illegible]	[illegible]	[illegible]	[illegible]
Household appliances and equipment	[illegible]	[illegible]	[illegible]	[illegible]	[illegible]	[illegible]	[illegible]
Services (inc. washing, greasing, etc.)	[illegible]	[illegible]	[illegible]	[illegible]	[illegible]	[illegible]	[illegible]
Other sales	[illegible]	...	...	[illegible]	[illegible]	...	...
Stores not analyzing merchandise line sales	[illegible]	[illegible]	...	[illegible]	...	[illegible]	...

Kind of business and merchandise line	Large stores and multiunits			Sample of small single unit stores			
	Merchandise line sales	Stores reporting merchandise line		Merchandise line sales		Stores reporting merchandise line	
		Number	Total sales	Amount	Percent distribution	Number	Total sales
	(Thousand dollars)		(Thousand dollars)	(Thousand dollars)			(Thousand dollars)
	(1)	(2)	(3)	(4)	(5)	(6)	(7)
SOUTH ATLANTIC							
Stores analyzing merchandise line sales, total	[illegible]	[illegible]	...	[illegible]	[illegible]	[illegible]	...
Gasoline	[illegible]	[illegible]	[illegible]	[illegible]	[illegible]	[illegible]	[illegible]
Lubricants	[illegible]	[illegible]	[illegible]	[illegible]	[illegible]	[illegible]	[illegible]
Fuel oil	[illegible]	[illegible]	[illegible]	[illegible]	[illegible]	[illegible]	[illegible]
Tires (new and used)	[illegible]	[illegible]	[illegible]	[illegible]	[illegible]	[illegible]	[illegible]
Tire recapping and vulcanizing	[illegible]	[illegible]	[illegible]	[illegible]	[illegible]	[illegible]	[illegible]
Batteries and accessories	[illegible]	[illegible]	[illegible]	[illegible]	[illegible]	[illegible]	[illegible]
Household appliances and equipment	[illegible]	[illegible]	[illegible]	[illegible]	[illegible]	[illegible]	[illegible]
Services (inc. washing, greasing, etc.)	[illegible]	[illegible]	[illegible]	[illegible]	[illegible]	[illegible]	[illegible]
Other sales	[illegible]	...	...	[illegible]	[illegible]	...	...
Stores not analyzing merchandise line sales	[illegible]	43	...	1,452	...	96	...
WEST SOUTH CENTRAL							
Stores analyzing merchandise line sales, total	135,679	1,605	...	45,522	100.0	1,750	...
Gasoline	[illegible]	[illegible]	[illegible]	[illegible]	[illegible]	[illegible]	[illegible]
Lubricants	[illegible]	[illegible]	[illegible]	[illegible]	[illegible]	[illegible]	[illegible]
Fuel oil	[illegible]	[illegible]	[illegible]	[illegible]	[illegible]	[illegible]	[illegible]
Tires (new and used)	[illegible]	[illegible]	[illegible]	[illegible]	[illegible]	[illegible]	[illegible]
Tire recapping and vulcanizing	[illegible]	[illegible]	[illegible]	[illegible]	[illegible]	[illegible]	[illegible]
Batteries and accessories	[illegible]	[illegible]	[illegible]	[illegible]	[illegible]	[illegible]	[illegible]
Household appliances and equipment	[illegible]	[illegible]	[illegible]	[illegible]	[illegible]	[illegible]	[illegible]
Services (inc. washing, greasing, etc.)	[illegible]	[illegible]	[illegible]	[illegible]	[illegible]	[illegible]	[illegible]
Other sales	[illegible]	...	...	[illegible]	[illegible]	...	...
Stores not analyzing merchandise line sales	7,487	67	...	1,903	...	65	...
PACIFIC							
Stores analyzing merchandise line sales, total	278,089	3,005	...	53,868	100.0	1,679	...
Gasoline	201,585	3,005	278,089	38,754	71.9	1,679	53,868
Lubricants	[illegible]	[illegible]	[illegible]	[illegible]	[illegible]	[illegible]	[illegible]
Fuel oil	[illegible]	[illegible]	[illegible]	[illegible]	[illegible]	[illegible]	[illegible]
Tires (new and used)	[illegible]	[illegible]	[illegible]	[illegible]	[illegible]	[illegible]	[illegible]
Tire recapping and vulcanizing	[illegible]	[illegible]	[illegible]	[illegible]	[illegible]	[illegible]	[illegible]
Batteries and accessories	[illegible]	[illegible]	[illegible]	[illegible]	[illegible]	[illegible]	[illegible]
Household appliances and equipment	[illegible]	[illegible]	[illegible]	[illegible]	[illegible]	[illegible]	[illegible]
Services (inc. washing, greasing, etc.)	[illegible]	[illegible]	[illegible]	[illegible]	[illegible]	[illegible]	[illegible]
Other sales	[illegible]	...	...	[illegible]	[illegible]	...	...
Stores not analyzing merchandise line sales	5,046	35	...	1,155	...	42	...

* Information not shown for those geographic divisions in which an insufficient number of establishments reported sales by merchandise line.
x Withheld to avoid disclosure.
z Less than 0.05 percent.
[1] Combined with "Other sales."

Table 21D.—MERCHANDISE LINE SALES OF LARGE STORES AND MULTIUNITS—AUTOMOTIVE GROUP AND GASOLINE SERVICE STATIONS—KIND OF BUSINESS, BY STATE: 1948

[See text for explanatory material]

Column heads for each state: Merchandise line sales (Thousand dollars); Stores reporting merchandise line: Number; Total sales (Thousand dollars).

MOTOR VEHICLE (NEW AND USED) DEALERS

Kind of business and merchandise line	ALABAMA Merchandise line sales	Number	Total sales	ARIZONA Merchandise line sales	Number	Total sales	ARKANSAS Merchandise line sales	Number	Total sales	CALIFORNIA Merchandise line sales	Number	Total sales	COLORADO Merchandise line sales	Number	Total sales
Large stores and multiunits															
Analyzing merchandise line sales, total	218,569	522	...	70,141	177	...	161,204	448	...	1,259,344	2,028	...	161,866	391	...
Passenger cars (new)	77,073	522	218,569	26,275	177	70,141	49,699	448	161,204	616,267	2,028	1,259,344	59,719	391	161,866
Trucks (new)	[illegible]	338	152,853	10,359	124	47,281	26,204	304	116,4[illegible]	97,854	2,024	[illegible]	18,598	246	100,642
Passenger cars (used)	47,074	413	213,079	9,800	167	67,614	34,558	421	156,253	222,867	1,860	1,154,127	31,240	378	158,175
Trucks (used)	5,774	303	142,068	1,619	102	44,772	7,568	278	11[illegible]	12,917	820	560,330	3,455	224	95,1[illegible]
Parts and accessories	33,974	499	212,846	11,559	172	68,670	23,448	424	1[illegible],779	16[illegible],027	1,947	1,224,[illegible]	26,127	369	154,478
Shop or service labor sales	15,7[illegible]	489	210,401	6,430	171	68,562	16,584	423	155,272	13[illegible],535	1,940	1,216,5[illegible]7	15,735	374	154,[illegible]52
Farm equipment, implements, machinery (new)	2,450	6[illegible]	18,839	991	19	5,874	2,064	48	13,515	2,016	75	29,4[illegible]	2,581	63	20,713
Farm equipment, implements, machinery (used)	129	16	4,992	(1)	2	(x)	291	17	4,587	712	15	6,178	140	1[illegible]	6,[illegible]35
Other farm supplies (allied lines)	[illegible]	11	5,054	(1)	4	(x)	68	11	[illegible],111	75	12	4,743	137	15	6,001
Motorcycle, parts and supplies	(1)	2	(x)	(1)	1	(x)	(1)	1	(x)	107	21	5,725	(1)	3	(x)
Automobile trailers	36	7	2,367	22	6	1,876	89	7	2,583	462	40	34,865	36	5	2,[illegible]10
Gasoline and lubricants	[illegible],805	339	161,306	1,939	114	4[illegible],218	4,320	266	104,[illegible]	14,252	1,408	871,061	4,936	277	119,848
Other sales	3,692	...	...	1,147	...	...	2,540	...	...	13,24[illegible]	...	...	4,160	...	...
Not analyzing merchandise line sales	1,991	4	...	1,344	1	...	357	[illegible]	...	9,081	25	...	287	1	...
Small single unit stores	3,822	69	...	1,017	20	...	5,158	100	...	10,637	174	...	7,236	119	...

Kind of business and merchandise line	CONNECTICUT Merchandise line sales	Number	Total sales	DELAWARE Merchandise line sales	Number	Total sales	DISTRICT OF COLUMBIA Merchandise line sales	Number	Total sales	FLORIDA Merchandise line sales	Number	Total sales	GEORGIA Merchandise line sales	Number	Total sales
Large stores and multiunits—															
Analyzing merchandise line sales, total	212,930	449	...	48,597	86	...	107,741	76	...	2[illegible],280	528	...	273,233	701	...
Passenger cars (new)	110,323	449	212,930	23,307	86	48,597	57,256	76	107,741	11[illegible],404	528	259,280	104,198	701	273,233
Trucks (new)	15,008	217	108,654	4,932	48	28,288	5,845	29	55,068	[illegible]	284	149,0[illegible]	35,233	461	180,441
Passenger cars (used)	33,637	434	209,694	8,194	81	46,273	17,837	70	104,118	4[illegible],935	4[illegible]	226,1[illegible]	50,080	652	26[illegible],667
Trucks (used)	1,554	184	93,615	671	40	22,325	447	2[illegible]	49,001	[illegible],514	250	11[illegible],029	[illegible],506	474	164,310
Parts and accessories	26,534	429	206,177	5,197	83	48,197	14,456	64	103,599	37,[illegible]38	505	24[illegible],807	4[illegible],659	668	26[illegible],974
Shop or service labor sales	16,393	435	209,470	2,828	82	47,589	7,797	70	103,196	20,378	504	248,586	20,013	664	262,833
Farm equipment, implements, machinery (new)	232	24	6,732	612	9	4,759	(1)	2	(x)	808	27	8,149	3,641	86	27,367
Farm equipment, implements, machinery (used)	(1)	3	(x)	(1)	3	(x)	...	...	...	117	7	1,972	356	27	9,429
Other farm supplies (allied lines)	(1)	3	(x)	(1)	2	(x)	(1)	2	(x)	193	7	3,084	103	12	3,565
Motorcycle, parts and supplies	(1)	3	(x)	...	...	...	...	...	...	113	6	5,936	(1)	2	(x)
Automobile trailers	313	8	4,618	...	...	...	(1)	1	(x)	289	13	4,485	4[illegible]	5	2,854
Gasoline and lubricants	5,077	341	164,137	670	68	35,323	1,439	55	91,305	4,136	328	164,14[illegible]	3,478	393	16[illegible],741
Other sales	3,359	...	...	2,186	...	...	2,664	...	...	2,357	...	...	3,917	...	...
Not analyzing merchandise line sales	1,004	5	...	197	1	...	...	...	...	1,797	6	...	4,66[illegible]	6	...
Small single unit stores	4,003	69	...	770	12	...	151	2	...	5,4[illegible]3	98	...	[illegible],553	156	...

Kind of business and merchandise line	IDAHO Merchandise line sales	Number	Total sales	ILLINOIS Merchandise line sales	Number	Total sales	INDIANA Merchandise line sales	Number	Total sales	IOWA Merchandise line sales	Number	Total sales	KANSAS Merchandise line sales	Number	Total sales
Large stores and multiunits—															
Analyzing merchandise line sales, total	85,153	264	...	496,670	2,029	...	446,381	1,138	...	[illegible]	1,043	...	269,317	821	...
Passenger cars (new)	29,509	264	8[illegible],353	490,857	2,029	496,670	207,942	1,138	446,381	124,539	1,043	332,563	93,891	821	2[illegible]9,317
Trucks (new)	12,317	176	63,708	74,729	1,074	529,953	36,838	647	2[illegible],183	31,910	648	221,263	32,307	540	183,550
Passenger cars (used)	12,820	250	82,161	207,680	1,948	959,[illegible]68	90,400	1,063	4[illegible],867	74,6[illegible]	1,003	322,671	58,039	786	361,686
Trucks (used)	2,171	152	[illegible]6,127	11,472	8[illegible]7	422,509	6,137	5[illegible]5	224,858	5,6[illegible]	550	193,548	[illegible],767	459	163,597
Parts and accessories	13,954	259	83,787	109,567	1,972	976,035	56,203	1,087	435,[illegible]53	49,[illegible]	1,004	32[illegible]	40,931	793	262,957
Shop or service labor sales	7,360	253	8[illegible],2[illegible]	70,554	1,942	968,975	20,680	1,085	433,589	22,977	994	322,[illegible]5	19,[illegible]52	793	263,036
Farm equipment, implements, machinery (new)	1,625	38	11,082	7,657	190	50,006	5,006	124	34,617	10,035	201	58,840	8,770	176	47,319
Farm equipment, implements, machinery (used)	104	12	4,419	641	82	21,240	470	57	15,071	876	101	[illegible],645	875	86	24,472
Other farm supplies (allied lines)	46	5	1,223	510	37	9,976	320	28	8,857	500	51	14,672	421	32	6,728
Motorcycle, parts and supplies	(1)	1	(x)	63	10	4,029	70	13	2,431	75	8	5,005	5[illegible]	5	1,538
Automobile trailers	(1)	4	(x)	5[illegible]8	24	1[illegible],997	70[illegible]	[illegible]	[illegible]	146	11	6,[illegible]	[illegible]3	7	1,402
Gasoline and lubricants	3,[illegible]40	207	66,711	11,069	1,324	658,115	6,284	714	286,9[illegible]	5,764	709	236,101	3,848	436	145,364
Other sales	1,90[illegible]	...	...	11,303	...	...	[illegible],320	...	...	[illegible],758	...	...	3,421	...	...
Not analyzing merchandise line sales	[illegible]	1	...	5,4[illegible]	18	...	[illegible]	[illegible]	...	16[illegible]	[illegible]	...	16	1	...
Small single unit stores	4,2[illegible]	8[illegible]	...	[illegible]	46[illegible]	...	15,[illegible]	[illegible]61	...	[illegible]	329	...	14,74[illegible]	245	...

Kind of business and merchandise line	KENTUCKY Merchandise line sales	Number	Total sales	LOUISIANA Merchandise line sales	Number	Total sales	MAINE Merchandise line sales	Number	Total sales	MARYLAND Merchandise line sales	Number	Total sales	MASSACHUSETTS Merchandise line sales	Number	Total sales
Large stores and multiunits															
Analyzing merchandise line sales, total	[illegible]	[illegible]	...	201,[illegible]	[illegible]	...	[illegible]	[illegible]	...	[illegible]	[illegible]	...	[illegible]	[illegible]	...
Passenger cars (new)	[illegible]	[illegible]	[illegible]	78,079	[illegible]	[illegible]	[illegible],470	[illegible]	[illegible]	[illegible]	[illegible]	214,[illegible]	207,61[illegible]	[illegible]	[illegible]
Trucks (new)	[illegible]	[illegible]	[illegible]	[illegible]	[illegible]	133,[illegible]	11,[illegible]	[illegible]	[illegible]	[illegible]	[illegible]	[illegible]	[illegible]	[illegible]	[illegible]
Passenger cars (used)	[illegible]	[illegible]	[illegible]	[illegible]	[illegible]	18[illegible]	[illegible]	[illegible]	[illegible]	[illegible]	[illegible]	[illegible]	[illegible]	[illegible]	[illegible]
Trucks (used)	[illegible]	337	[illegible]	[illegible]	[illegible]	[illegible]	[illegible]	[illegible]	[illegible]	[illegible]	[illegible]	[illegible]	[illegible]	[illegible]	187,8[illegible]
Parts and accessories	[illegible]	[illegible]	[illegible]	[illegible]	[illegible]	[illegible]	10,767	[illegible]	81,[illegible]	[illegible]	[illegible]	[illegible]	[illegible]	[illegible]	[illegible]
Shop or service labor sales	[illegible]	[illegible]	[illegible]	[illegible]	[illegible]	[illegible]	[illegible]	[illegible]	[illegible]	[illegible]	[illegible]	[illegible]	[illegible]	[illegible]	[illegible],341
Farm equipment, implements, machinery (new)	[illegible]	[illegible]	[illegible]	[illegible]	[illegible]	[illegible]	[illegible]	[illegible]	[illegible]	[illegible]	[illegible]	[illegible]	[illegible]	[illegible]	[illegible]
Farm equipment, implements, machinery (used)	[illegible]	[illegible]	[illegible]	[illegible]	[illegible]	[illegible]	(1)	[illegible]	(x)	[illegible]	[illegible]	[illegible]	[illegible]	[illegible]	(x)
Other farm supplies (allied lines)	[illegible]	[illegible]	[illegible]	[illegible]	[illegible]	[illegible]	[illegible]	[illegible]	[illegible]	[illegible]	[illegible]	[illegible]	[illegible]	[illegible]	(x)
Motorcycle, parts and supplies	[illegible]	[illegible]	[illegible]	[illegible]	1	[illegible]	[illegible]	[illegible]	[illegible]	[illegible]	[illegible]	[illegible]	...	...	...
Automobile trailers	[illegible]	[illegible]	[illegible]	[illegible]	[illegible]	[illegible]	[illegible]	[illegible]	[illegible]	[illegible]	[illegible]	[illegible]	[illegible]	[illegible]	[illegible]
Gasoline and lubricants	[illegible]	[illegible]	[illegible]	[illegible]	[illegible]	[illegible]	[illegible]	[illegible]	[illegible]	[illegible]	[illegible]	[illegible]	[illegible]	[illegible]	[illegible]
Other sales	[illegible]	...	...	[illegible]	...	...	[illegible]	...	...	[illegible]	...	...	[illegible]	...	...
Not analyzing merchandise line sales	[illegible]	[illegible]	...	[illegible]	[illegible]	...	[illegible]	[illegible]	...	[illegible]	[illegible]	...	[illegible]	[illegible]	...
Small single unit stores	[illegible]	[illegible]	...	[illegible]	[illegible]	...	[illegible]	[illegible]	...	[illegible]	[illegible]	...	[illegible]	[illegible]	...

Table 21D.—MERCHANDISE LINE SALES OF LARGE STORES AND MULTIUNITS—AUTOMOTIVE GROUP AND GASOLINE SERVICE STATIONS—KIND OF BUSINESS, BY STATE: 1948—Continued

[See text for explanatory material]

Kind of business and merchandise line	Merchandise line sales (Thousand dollars)	Stores reporting merchandise line: Number	Stores reporting merchandise line: Total sales (Thousand dollars)
MICHIGAN			
MOTOR VEHICLE (NEW AND USED) DEALERS			
Large stores and multiunits—			
Analyzing merchandise line sales, total	554,924	1,538	...
Passenger cars (new)	461,212	1,338	852,920
Trucks (new)	54,076	334	470,[illegible]
Passenger cars (used)	144,[illegible]	1,401	80[illegible],214
Trucks (used)	[illegible],402	593	3[illegible],189
Parts and accessories	90,[illegible]76	1,489	841,[illegible]2
Shop or service labor sales	56,878	1,476	851,140
Farm equipment, implements, machinery (new)	[illegible],939	168	47,087
Farm equipment, implements, machinery (used)	307	96	16,872
Other farm supplies (allied lines)	836	41	11,[illegible]70
Motorcycle parts and supplies	[illegible]76	10	2,137
Automobile trailers	165	30	[illegible],504
Gasoline and lubricants	11,[illegible]78	1,[illegible]4	60[illegible],[illegible]57
Other sales	7,056	...	...
Not analyzing merchandise line sales	2,641	12	...
Small single unit stores	21,448	450	...
	MINNESOTA		
Large stores and multiunits—			
Analyzing merchandise line sales, total	355,605	991	...
Passenger cars (new)	134,778	991	355,605
Trucks (new)	60,170	645	220,824
Passenger cars (used)	92,518	919	337,765
Trucks (used)	5,488	503	184,662
Parts and accessories	52,708	953	343,866
Shop or service labor sales	47,057	954	348,302
Farm equipment, implements, machinery (new)	12,017	291	74,935
Farm equipment, implements, machinery (used)	1,464	138	33,688
Other farm supplies (allied lines)	784	78	20,438
Motorcycle parts and supplies	50	12	2,311
Automobile trailers	434	12	7,995
Gasoline and lubricants	8,[illegible]	684	250,073
Other sales	6,608	...	...
Not analyzing merchandise line sales	1,350	[illegible]	...
Small single unit stores	21,124	342	...
	MISSISSIPPI		
Large stores and multiunits—			
Analyzing merchandise line sales, total	173,133	510	...
Passenger cars (new)	64,239	510	173,133
Trucks (new)	25,107	351	124,928
Passenger cars (used)	39,609	489	168,826
Trucks (used)	6,724	330	120,080
Parts and accessories	26,805	483	168,[illegible]99
Shop or service labor sales	11,263	477	167,485
Farm equipment, implements, machinery (new)	1,785	52	16,[illegible]18
Farm equipment, implements, machinery (used)	402	24	4,[illegible]07
Other farm supplies (allied lines)	111	7	1,363
Motorcycle parts and supplies	(1)	2	(x)
Automobile trailers	82	14	8,407
Gasoline and lubricants	3,393	242	101,753
Other sales	1,803	...	...
Not analyzing merchandise line sales	1,212	7	...
Small single unit stores	6,669	116	...
	MISSOURI		
Large stores and multiunits—			
Analyzing merchandise line sales, total	435,163	1,018	...
Passenger cars (new)	185,[illegible]90	1,018	435,163
Trucks (new)	48,[illegible]58	28	274,407
Passenger cars (used)	96,[illegible]20	968	421,595
Trucks (used)	[illegible],691	673	256,274
Parts and accessories	51,[illegible]32	974	426,068
Shop or service labor sales	28,132	968	425,115
Farm equipment, implements, machinery (new)	[illegible],[illegible]50	163	[illegible]3,428
Farm equipment, implements, machinery (used)	528	79	19,559
Other farm supplies (allied lines)	257	33	8,223
Motorcycle parts and supplies	39	6	1,774
Automobile trailers	36	8	3,[illegible]77
Gasoline and lubricants	4,[illegible]34	613	249,[illegible]64
Other sales	2,396	...	...
Not analyzing merchandise line sales	3,[illegible]96	11	...
Small single unit stores	14,561	260	...
	MONTANA		
Large stores and multiunits—			
Analyzing merchandise line sales, total	91,170	293	...
Passenger cars (new)	31,350	293	91,170
Trucks (new)	12,401	205	68,512
Passenger cars (used)	13,122	272	88,157
Trucks (used)	2,323	171	60,177
Parts and accessories	15,353	289	90,681
Shop or service labor sales	6,961	277	88,[illegible]81
Farm equipment, implements, machinery (new)	3,798	81	25,068
Farm equipment, implements, machinery (used)	169	24	6,[illegible]73
Other farm supplies (allied lines)	220	13	4,202
Motorcycle parts and supplies	(1)	3	(x)
Automobile trailers	102	6	1,807
Gasoline and lubricants	3,539	221	68,086
Other sales	1,832	...	...
Not analyzing merchandise line sales	810	[illegible]	...
Small single unit stores	4,241	77	...
	NEBRASKA		
Large stores and multiunits—			
Analyzing merchandise line sales, total	174,874	440	...
Passenger cars (new)	59,720	440	174,874
Trucks (new)	20,[illegible]25	324	126,[illegible]98
Passenger cars (used)	[illegible],[illegible]18	466	170,877
Trucks (used)	3,812	265	109,[illegible]68
Parts and accessories	26,[illegible]44	407	167,604
Shop or service labor sales	1[illegible],[illegible]4	461	167,782
Farm equipment, implements, machinery (new)	[illegible],125	112	30,838
Farm equipment, implements, machinery (used)	394	53	15,707
Other farm supplies (allied lines)	351	26	8,942
Motorcycle parts and supplies	(1)	3	(x)
Automobile trailers	210	9	[illegible],[illegible]44
Gasoline and lubricants	4,039	279	111,534
Other sales	4,[illegible]02	...	...
Not analyzing merchandise line sales	[illegible]41	2[illegible]	...
Small single unit stores	10,443	247	...
	NEVADA		
Large stores and multiunits—			
Analyzing merchandise line sales, total	26,[illegible]54	77	...
Passenger cars (new)	10,[illegible]65	77	26,[illegible]54
Trucks (new)	2,595	44	14,[illegible]43
Passenger cars (used)	4,[illegible]96	67	25,624
Trucks (used)	824	34	14,497
Parts and accessories	3,912	72	24,804
Shop or service labor sales	2,194	70	24,601
Farm equipment, implements, machinery (new)	311	9	3,185
Farm equipment, implements, machinery (used)	(1)	1	(x)
Other farm supplies (allied lines)	...	...	...
Motorcycle parts and supplies	...	...	...
Automobile trailers	(1)	2	(x)
Gasoline and lubricants	1,077	59	20,602
Other sales	[illegible]80	...	...
Not analyzing merchandise line sales	267	1	...
Small single unit stores	1,007	18	...
	NEW HAMPSHIRE		
Large stores and multiunits—			
Analyzing merchandise line sales, total	48,079	174	...
Passenger cars (new)	19,829	174	48,079
Trucks (new)	4,59[illegible]	108	30,848
Passenger cars (used)	9,875	172	47,[illegible]70
Trucks (used)	798	93	27,[illegible]95
Parts and accessories	5,864	169	46,722
Shop or service labor sales	4,210	167	4[illegible],[illegible]26
Farm equipment, implements, machinery (new)	144	5	901
Farm equipment, implements, machinery (used)	(1)	1	(x)
Other farm supplies (allied lines)	(1)	1	(x)
Motorcycle parts and supplies	(1)	1	(x)
Automobile trailers	(1)	[illegible]	(x)
Gasoline and lubricants	1,256	142	40,354
Other sales	904	...	...
Not analyzing merchandise line sales	...	...	...
Small single unit stores	3,594	58	...
	NEW JERSEY		
Large stores and multiunits—			
Analyzing merchandise line sales, total	459,[illegible]90	955	...
Passenger cars (new)	258,174	955	459,590
Trucks (new)	34,175	409	212,[illegible]79
Passenger cars (used)	71,[illegible]51	907	438,002
Trucks (used)	3,792	398	169,[illegible]18
Parts and accessories	49,[illegible]07	906	441,782
Shop or service labor sales	29,[illegible]35	891	441,703
Farm equipment, implements, machinery (new)	1,[illegible]26	24	12,807
Farm equipment, implements, machinery (used)	5[illegible]	8	5,325
Other farm supplies (allied lines)	115	5	1,582
Motorcycle parts and supplies	(1)	[illegible]	(x)
Automobile trailers	32	8	4,067
Gasoline and lubricants	[illegible],[illegible]98	[illegible]33	31[illegible],[illegible]14
Other sales	4,[illegible]85	...	...
Not analyzing merchandise line sales	[illegible],[illegible]18	8	...
Small single unit stores	[illegible],[illegible]90	129	...
	NEW MEXICO		
Large stores and multiunits—			
Analyzing merchandise line sales, total	67,497	207	...
Passenger cars (new)	23,291	207	67,497
Trucks (new)	8,927	133	47,[illegible]20
Passenger cars (used)	9,939	196	65,088
Trucks (used)	1,165	102	40,353
Parts and accessories	12,358	201	65,[illegible]87
Shop or service labor sales	6,580	201	66,714
Farm equipment, implements, machinery (new)	858	28	[illegible],28[illegible]
Farm equipment, implements, machinery (used)	49	7	2,851
Other farm supplies (allied lines)	(1)	2	(x)
Motorcycle parts and supplies	(1)	1	(x)
Automobile trailers	122	7	2,929
Gasoline and lubricants	2,[illegible]32	146	47,404
Other sales	1,476	...	...
Not analyzing merchandise line sales	...	...	...
Small single unit stores	1,366	[illegible]5	...
	NEW YORK		
Large stores and multiunits—			
Analyzing merchandise line sales, total	1,[illegible]66,818	2,428	...
Passenger cars (new)	659,870	2,328	1,[illegible]66,818
Trucks (new)	78,449	1,121	552,825
Passenger cars (used)	183,[illegible]23	2,[illegible]08	1,23[illegible],866
Trucks (used)	8,336	867	440,393
Parts and accessories	11[illegible],076	2,112	1,067,405
Shop or service labor sales	76,880	2,109	1,054,91[illegible]
Farm equipment, implements, machinery (new)	4,[illegible]08	121	35,498
Farm equipment, implements, machinery (used)	413	54	14,158
Other farm supplies (allied lines)	460	34	9,506
Motorcycle parts and supplies	53	8	1,707
Automobile trailers	[illegible]14	26	12,022
Gasoline and lubricants	21,261	1,592	773,[illegible]32
Other sales	16,[illegible]75	...	...
Not analyzing merchandise line sales	6,268	16	...
Small single unit stores	24,973	427	...
	NORTH CAROLINA		
Large stores and multiunits—			
Analyzing merchandise line sales, total	311,51[illegible]	868	...
Passenger cars (new)	118,[illegible]28	868	311,514
Trucks (new)	35,[illegible]47	537	201,029
Passenger cars (used)	65,[illegible]62	839	305,[illegible]13
Trucks (used)	6,400	454	182,338
Parts and accessories	50,[illegible]34	834	302,[illegible]93
Shop or service labor sales	24,531	835	304,766
Farm equipment, implements, machinery (new)	2,[illegible]67	72	28,[illegible]86
Farm equipment, implements, machinery (used)	123	20	6,232
Other farm supplies (allied lines)	96	6	3,861
Motorcycle parts and supplies	60	6	2,104
Automobile trailers	17	10	3,964
Gasoline and lubricants	4,[illegible]41	489	177,543
Other sales	3,360	...	...
Not analyzing merchandise line sales	3,170	4	...
Small single unit stores	8,368	147	...
	NORTH DAKOTA		
Large stores and multiunits—			
Analyzing merchandise line sales, total	36,[illegible]04	297	...
Passenger cars (new)	15,763	297	46,[illegible]04
Trucks (new)	12,203	226	7[illegible],187
Passenger cars (used)	14,081	271	92,[illegible]81
Trucks (used)	2,825	176	67,06[illegible]
Parts and accessories	19,[illegible]59	278	93,237
Shop or service labor sales	6,745	283	93,[illegible]78
Farm equipment, implements, machinery (new)	9,341	153	45,471
Farm equipment, implements, machinery (used)	[illegible]43	78	22,343
Other farm supplies (allied lines)	379	34	8,[illegible]49
Motorcycle parts and supplies	...	...	...
Automobile trailers	50	5	928
Gasoline and lubricants	2,462	212	71,[illegible]94
Other sales	2,453	...	...
Not analyzing merchandise line sales	220	1	...
Small single unit stores	4,862	85	...
	OHIO		
Large stores and multiunits—			
Analyzing merchandise line sales, total	871,100	1,873	...
Passenger cars (new)	434,141	1,873	871,100
Trucks (new)	67,063	939	469,[illegible]12
Passenger cars (used)	162,199	1,782	823,607
Trucks (used)	[illegible],[illegible]10	731	382,686
Parts and accessories	105,815	1,793	846,147
Shop or service labor sales	63,603	1,799	849,791
Farm equipment, implements, machinery (new)	5,01[illegible]	136	42,746
Farm equipment, implements, machinery (used)	408	50	19,240
Other farm supplies (allied lines)	238	30	13,034
Motorcycle parts and supplies	44	10	2,955
Automobile trailers	304	24	10,374
Gasoline and lubricants	12,341	1,28[illegible]	[illegible]05,128
Other sales	12,256	...	...
Not analyzing merchandise line sales	6,243	20	...
Small single unit stores	25,373	450	...
	OKLAHOMA		
Large stores and multiunits—			
Analyzing merchandise line sales, total	229,753	[illegible]05	...
Passenger cars (new)	87,000	675	229,753
Trucks (new)	30,706	442	160,921
Passenger cars (used)	37,[illegible]07	635	213,594
Trucks (used)	5,171	348	135,167
Parts and accessories	38,515	654	224,772
Shop or service labor sales	18,021	647	222,4[illegible]6
Farm equipment, implements, machinery (new)	5,038	106	34,481
Farm equipment, implements, machinery (used)	532	46	14,798
Other farm supplies (allied lines)	204	24	9,[illegible]69
Motorcycle parts and supplies	(1)	3	(x)
Automobile trailers	121	10	[illegible],580
Gasoline and lubricants	3,370	374	135,617
Other sales	3,408	...	...
Not analyzing merchandise line sales	646	5	...
Small single unit stores	12,201	217	...
	OREGON		
Large stores and multiunits—			
Analyzing merchandise line sales, total	223,239	434	...
Passenger cars (new)	91,653	434	223,239
Trucks (new)	24,[illegible]27	250	135,086
Passenger cars (used)	40,109	419	213,[illegible]79
Trucks (used)	[illegible],[illegible]33	222	124,297
Parts and accessories	32,082	419	219,658
Shop or service labor sales	19,050	420	216,790
Farm equipment, implements, machinery (new)	2,195	63	25,952
Farm equipment, implements, machinery (used)	374	15	8,229
Other farm supplies (allied lines)	216	10	3,362
Motorcycle, parts and supplies	39	5	2,009
Automobile trailers	470	11	4,029
Gasoline and lubricants	4,[illegible]4	302	152,029
Other sales	3,297	...	..
Not analyzing merchandise line sales	1,159	3	...
Small single unit stores	4,139	67	..
	PENNSYLVANIA		
Large stores and multiunits—			
Analyzing merchandise line sales, total	1,[illegible],127	2,460	...
Passenger cars (new)	504,591	2,460	1,012,127
Trucks (new)	82,083	1,208	526,060
Passenger cars (used)	186,[illegible]45	2,344	977,411
Trucks (used)	11,729	977	466,680
Parts and accessories	117,[illegible]9	2,354	982,020
Shop or service labor sales	71,384	2,355	983,409
Farm equipment, implements, machinery (new)	5,176	141	46,800
Farm equipment, implements, machinery (used)	395	55	19,942
Other farm supplies (allied lines)	230	23	8,454
Motorcycle, parts and supplies	24	10	2,309
Automobile trailers	457	35	10,699
Gasoline and lubricants	19,366	1,764	711,628
Other sales	11,978	...	...
Not analyzing merchandise line sales	4,526	18	...
Small single unit stores	35,675	600	...
	RHODE ISLAND		
Large stores and multiunits—			
Analyzing merchandise line sales, total	76,388	175	...
Passenger cars (new)	38,765	175	76,388
Trucks (new)	5,478	72	38,889
Passenger cars (used)	15,186	171	75,977
Trucks (used)	685	61	34,544
Parts and accessories	9,407	166	73,944
Shop or service labor sales	4,734	163	74,[illegible]96
Farm equipment, implements, machinery (new)	106	7	1,057
Farm equipment, implements, machinery (used)	(1)	1	(x)
Other farm supplies (allied lines)	(1)	1	(x)
Motorcycle parts and supplies	...	...	...
Automobile trailers	(1)	1	(x)
Gasoline and lubricants	1,274	128	50,124
Other sales	753	...	...
Not analyzing merchandise line sales	199	1	...
Small single unit stores	620	11	...
	SOUTH CAROLINA		
Large stores and multiunits—			
Analyzing merchandise line sales, total	154,432	426	. .
Passenger cars (new)	59,435	426	154,432
Trucks (new)	17,82[illegible]	262	103,543
Passenger cars (used)	31,987	392	143,580
Trucks (used)	3,[illegible]45	2[illegible]	88,737
Parts and accessories	25,312	404	145,731
Shop or service labor sales	11,349	402	148,952
Farm equipment, implements, machinery (new)	1,197	24	13,033
Farm equipment, implements, machinery (used)	178	10	5,305
Other farm supplies (allied lines)	(1)	2	(x)
Motorcycle parts and supplies	(1)	3	(x)
Automobile trailers	30	6	4,350
Gasoline and lubricants	1,262	16[illegible]	[illegible]1,259
Other sales	2,662	...	...
Not analyzing merchandise line sales	1,024	5	...
Small single unit stores	5,312	83	...
	SOUTH DAKOTA		
Large stores and multiunits—			
Analyzing merchandise line sales, total	83,700	270	...
Passenger cars (new)	26,032	270	83,700
Trucks (new)	7,777	176	58,772
Passenger cars (used)	15,788	233	74,932
Trucks (used)	1,939	133	48,449
Parts and accessories	14,073	258	81,242
Shop or service labor sales	5,617	259	81,629
Farm equipment, implements, machinery (new)	6,565	109	33,980
Farm equipment, implements, machinery (used)	608	58	18,040
Other farm supplies (allied lines)	455	32	7,952
Motorcycle parts and supplies	...	...	...
Automobile trailers	(1)	4	(x)
Gasoline and lubricants	2,561	196	63,991
Other sales	2,285	...	...
Not analyzing merchandise line sales	946	5	...
Small single unit stores	5,919	109	...

See footnotes at end of table.

Table 21D.—MERCHANDISE LINE SALES OF LARGE STORES AND MULTIUNITS—AUTOMOTIVE GROUP AND GASOLINE SERVICE STATIONS—KIND OF BUSINESS, BY STATE: 1948—Continued

[See text for explanatory material]

Kind of business and merchandise line	TENNESSEE: Merchandise line sales (Thousand dollars)	TENNESSEE: Stores reporting merchandise line: Number	TENNESSEE: Total sales (Thousand dollars)	TEXAS: Merchandise line sales (Thousand dollars)	TEXAS: Number	TEXAS: Total sales (Thousand dollars)	UTAH: Merchandise line sales (Thousand dollars)	UTAH: Number	UTAH: Total sales (Thousand dollars)	VERMONT: Merchandise line sales (Thousand dollars)	VERMONT: Number	VERMONT: Total sales (Thousand dollars)	VIRGINIA: Merchandise line sales (Thousand dollars)	VIRGINIA: Number	VIRGINIA: Total sales (Thousand dollars)
MOTOR VEHICLE (NEW AND USED) DEALERS															
Large stores and multiunits															
Analyzing merchandise line sales, total	[illegible]	[illegible]	...	[illegible]	[illegible]	...	[illegible]	[illegible]	...	[illegible]	[illegible]	...	[illegible]	[illegible]	...
Passenger cars (new)	[illegible]	[illegible]	[illegible]	[illegible]	[illegible]	[illegible]	[illegible]	[illegible]	[illegible]	[illegible]	[illegible]	[illegible]	[illegible]	[illegible]	[illegible]
Trucks (new)	[illegible]	[illegible]	[illegible]	[illegible]	1,221	[illegible]	[illegible]	[illegible]	[illegible]	[illegible]	[illegible]	[illegible]	[illegible]	441	[illegible]
Passenger cars (used)	[illegible]	[illegible]	[illegible]	[illegible]	[illegible]	[illegible]	[illegible]	[illegible]	[illegible]	[illegible]	[illegible]	[illegible]	[illegible]	688	[illegible]
Trucks (used)	[illegible]	[illegible]	[illegible]	[illegible]	[illegible]	[illegible]	[illegible]	118	[illegible]	[illegible]	[illegible]	[illegible]	[illegible]	[illegible]	[illegible]
Parts and accessories	[illegible]	[illegible]	[illegible]	139,741	[illegible]	[illegible]	[illegible]	[illegible]	[illegible]	[illegible]	141	[illegible]	[illegible]	[illegible]	[illegible]
Shop or service labor sales	[illegible]	[illegible]	[illegible]	[illegible]	[illegible]	[illegible]	[illegible]	[illegible]	[illegible]	[illegible]	[illegible]	[illegible]	[illegible]	[illegible]	[illegible]
Farm equipment, implements, machinery (new)	[illegible]	[illegible]	[illegible]	[illegible]	[illegible]	[illegible]	[illegible]	[illegible]	[illegible]	[illegible]	[illegible]	[illegible]	[illegible]	[illegible]	[illegible]
Farm equipment, implements, machinery (used)	[illegible]	[illegible]	[illegible]	[illegible]	[illegible]	18,414	[illegible]	11	[illegible]	[illegible]	8	[illegible]	158	[illegible]	[illegible]
Other farm supplies (allied lines)	[illegible]	[illegible]	[illegible]	[illegible]	32	9,608	[illegible]	[illegible]	[illegible]	[illegible]		(x)	[illegible]	18	[illegible]
Motorcycle parts and supplies	[illegible]	[illegible]	(x)	[illegible]	[illegible]	5,081	(1)	[illegible]	(x)	...	...	...	30	13	[illegible]
Automobile trailers	[illegible]	[illegible]	[illegible]	117	33	[illegible]	(1)	3	(x)	...	...	...	[illegible]	[illegible]	[illegible]
Gasoline and lubricants	[illegible]	[illegible]	[illegible]	[illegible]	[illegible]	[illegible]	[illegible]	[illegible]	[illegible]	[illegible]	[illegible]	[illegible]	[illegible]	[illegible]	[illegible]
Other sales	[illegible]	...	...	[illegible]	...	...	[illegible]	...	...	[illegible]	...	...	[illegible]	...	...
Not analyzing merchandise line sales	[illegible]	[illegible]	...	14,648	[illegible]	...	[illegible]	[illegible]	...	...	...	...	[illegible]	3	...
Small single unit stores	[illegible]	[illegible]	...	30,347	[illegible]	...	[illegible]	[illegible]	...	[illegible]	[illegible]	...	[illegible]	170	...

Kind of business and merchandise line	WASHINGTON: Merchandise line sales (Thousand dollars)	WASHINGTON: Number	WASHINGTON: Total sales (Thousand dollars)	WEST VIRGINIA: Merchandise line sales (Thousand dollars)	WEST VIRGINIA: Number	WEST VIRGINIA: Total sales (Thousand dollars)	WISCONSIN: Merchandise line sales (Thousand dollars)	WISCONSIN: Number	WISCONSIN: Total sales (Thousand dollars)	WYOMING: Merchandise line sales (Thousand dollars)	WYOMING: Number	WYOMING: Total sales (Thousand dollars)
Large stores and multiunits												
Analyzing merchandise line sales, total	[illegible]	[illegible]	...	[illegible]	[illegible]	...	[illegible]	[illegible]	...	[illegible]	188	...
Passenger cars (new)	[illegible]	[illegible]	[illegible]	[illegible]	[illegible]	[illegible]	[illegible]	1,189	[illegible]	[illegible]	[illegible]	[illegible]
Trucks (new)	[illegible]	[illegible]	168,051	21,383	304	[illegible]	33,023	[illegible]	[illegible]	[illegible]	[illegible]	[illegible]
Passenger cars (used)	[illegible]	531	[illegible]	29,113	[illegible]	[illegible]	82,165	[illegible]	[illegible]	[illegible]	172	[illegible]
Trucks (used)	4,314	[illegible]	[illegible]	4,038	261	95,608	6,084	[illegible]	[illegible]	[illegible]	[illegible]	[illegible]
Parts and accessories	[illegible]	[illegible]	284,285	[illegible]	442	[illegible]	52,703	1,155	[illegible]	[illegible]	[illegible]	[illegible]
Shop or service labor sales	[illegible]	[illegible]	[illegible]	[illegible]	439	150,401	[illegible]	1,140	[illegible]	[illegible]	[illegible]	[illegible]
Farm equipment, implements, machinery (new)	[illegible]	[illegible]	[illegible]	1,124	48	[illegible]	[illegible]	[illegible]	[illegible]	[illegible]	42	[illegible]
Farm equipment, implements, machinery (used)	[illegible]	18	[illegible]	(1)	4	(x)	1,155	113	[illegible]	[illegible]	[illegible]	[illegible]
Other farm supplies (allied lines)	(1)	[illegible]	(x)	22	6	888	703	[illegible]	[illegible]	56	7	[illegible]
Motorcycle parts and supplies	...	...	...	(1)	1	(x)	144	[illegible]	[illegible]	(1)	1	(x)
Automobile trailers	[illegible]	[illegible]	4,151	64	5	1,871	[illegible]	[illegible]	[illegible]	(1)	4	(x)
Gasoline and lubricants	4,818	424	229,117	[illegible]	277	[illegible]	8,921	883	[illegible]	[illegible]	138	[illegible]
Other sales	[illegible]	...	...	2,262	...	...	5,757	...	...	[illegible]	...	...
Not analyzing merchandise line sales	[illegible]	[illegible]	...	...	...	...	497	[illegible]	...	1,435	[illegible]	...
Small single unit stores	[illegible]	[illegible]	...	[illegible]	[illegible]	...	20,907	[illegible]	...	[illegible]	[illegible]	...

[1] [illegible]

Table 21D.—MERCHANDISE LINE SALES OF LARGE STORES AND MULTIUNITS—AUTOMOTIVE GROUP AND GASOLINE SERVICE STATIONS—KIND OF BUSINESS, BY STATE: 1948—Continued

[See text for explanatory material]

Kind of business and merchandise line	Merchandise line sales (Thousand dollars)	Stores reporting merchandise line: Number	Stores reporting merchandise line: Total sales (Thousand dollars)	Merchandise line sales (Thousand dollars)	Stores reporting merchandise line: Number	Stores reporting merchandise line: Total sales (Thousand dollars)	Merchandise line sales (Thousand dollars)	Stores reporting merchandise line: Number	Stores reporting merchandise line: Total sales (Thousand dollars)	Merchandise line sales (Thousand dollars)	Stores reporting merchandise line: Number	Stores reporting merchandise line: Total sales (Thousand dollars)	Merchandise line sales (Thousand dollars)	Stores reporting merchandise line: Number	Stores reporting merchandise line: Total sales (Thousand dollars)
MOTOR VEHICLE (USED) DEALERS	ALABAMA			ARIZONA			ARKANSAS			CALIFORNIA			COLORADO		
Large stores and multiunits—															
Analyzing merchandise line sales, total	37,075	139	...	9,425	35	...	20,471	81	...	241,611	883	...	21,659	92	...
Passenger cars (used)	34,356	139	37,075	8,554	35	9,425	18,792	81	20,471	221,641	883	241,611	19,340	92	21,659
Trucks (used)	1,773	74	21,186	392	17	3,956	1,530	46	10,717	6,718	242	74,367	1,175	37	8,111
Parts and accessories	439	18	4,029	153	7	1,375	100	7	646	2,574	92	33,000	381	19	5,180
Shop or service labor sales	131	13	4,880	131	9	1,571	(1)	3	(x)	3,249	132	56,608	176	21	5,430
Automobile trailers	...	...	...	(1)	3	(x)	...	...	...	365	23	4,995	(1)	3	(x)
Gasoline and lubricants	(1)	3	(x)	(1)	3	(x)	(1)	1	(x)	403	29	11,404	84	8	2,341
Other sales	376	...	...	195	...	...	49	...	...	6,661	...	...	503	...	...
Not analyzing merchandise line sales	226	1	...	2,388	4	...	190	1	...	2,847	18	...	243	1	...
Small single unit stores	4,960	98	...	2,437	64	...	5,508	144	...	35,597	798	...	7,124	163	...
	CONNECTICUT			DELAWARE			DISTRICT OF COLUMBIA			FLORIDA			GEORGIA		
Large stores and multiunits—															
Analyzing merchandise line sales, total	30,676	129	...	4,019	18	...	22,148	66	...	53,946	217	...	44,697	159	...
Passenger cars (used)	28,073	129	30,676	3,939	18	4,019	20,171	66	22,148	50,422	217	53,946	42,171	159	44,697
Trucks (used)	389	29	8,420	15	4	602	52	11	3,859	1,459	71	14,614	1,666	63	18,297
Parts and accessories	304	32	7,114	21	4	715	(1)	3	(x)	535	21	6,043	250	16	4,208
Shop or service labor sales	361	42	9,803	7	3	379	123	9	4,328	395	25	7,683	189	23	5,413
Automobile trailers	(1)	1	(x)	...	...	...	(1)	1	(x)	(1)	3	(x)	...	...	...
Gasoline and lubricants	558	25	5,919	(1)	3	(x)	(1)	3	(x)	138	9	1,961	132	5	1,041
Other sales	991	...	...	37	...	...	1,802	...	...	957	...	...	289	..	...
Not analyzing merchandise line sales	207	1	...	...	...	...	...	...	...	239	1	...	1,128	4	...
Small single unit stores	6,973	161	...	377	13	...	1,544	33	...	9,055	211	...	7,780	180	...
	IDAHO			ILLINOIS			INDIANA			IOWA			KANSAS		
Large stores and multiunits—															
Analyzing merchandise line sales, total	6,103	25	...	123,147	406	...	53,201	208	...	33,452	120	...	16,234	70	...
Passenger cars (used)	5,938	25	6,103	116,285	406	123,147	49,888	208	53,201	29,519	120	33,452	15,162	70	16,234
Trucks (used)	111	7	2,561	1,797	93	28,102	1,139	61	18,432	1,177	45	15,187	641	31	8,395
Parts and accessories	(1)	1	(x)	1,122	42	13,535	456	19	7,093	788	43	10,807	102	7	1,994
Shop or service labor sales	(1)	4	(x)	833	66	19,462	277	28	9,297	331	38	10,050	115	8	2,811
Automobile trailers	...	...	...	377	5	2,259	(1)	3	(x)	(1)	1	(x)	...	...	...
Gasoline and lubricants	(1)	2	(x)	506	30	7,736	178	12	3,536	67	16	5,387	(1)	2	(x)
Other sales	54	...	...	2,527	...	...	1,263	...	...	1,570	...	...	214	...	...
Not analyzing merchandise line sales	...	...	...	477	2	...	1,589	2	...	505	2	...	514	2	...
Small single unit stores	1,490	36	...	17,821	448	...	10,318	247	...	4,853	109	...	8,684	235	...
	KENTUCKY			LOUISIANA			MAINE			MARYLAND			MASSACHUSETTS		
Large stores and multiunits—															
Analyzing merchandise line sales, total	19,005	62	...	35,681	104	...	10,839	34	...	19,792	83	...	36,332	154	...
Passenger cars (used)	16,367	62	19,005	33,288	104	35,681	9,563	34	10,839	17,755	83	19,792	33,882	154	36,332
Trucks (used)	697	29	6,439	1,428	36	13,701	673	22	6,895	1,205	29	7,922	1,246	48	12,070
Parts and accessories	534	10	5,004	(1)	4	(x)	260	11	3,413	237	7	4,267	414	28	6,176
Shop or service labor sales	201	13	5,304	183	10	2,609	19	5	761	199	12	5,551	199	20	4,812
Automobile trailers	(1)	3	(x)	...	...	...	(1)	2	(x)	(1)	2	(x)	(1)	2	(x)
Gasoline and lubricants	121	7	4,372	(1)	2	(x)	(1)	2	(x)	(1)	2	(x)	348	19	4,371
Other sales	1,085	...	...	782	...	...	324	...	...	396	...	...	243	...	...
Not analyzing merchandise line sales	221	1	...	1,002	3	...	...	...	...	156	1	...	659	3	...
Small single unit stores	3,456	90	...	5,864	129	...	3,355	83	...	5,039	127	...	10,251	278	...
	MICHIGAN			MINNESOTA			MISSISSIPPI			MISSOURI			MONTANA		
Large stores and multiunits—															
Analyzing merchandise line sales, total	132,379	443	...	40,419	147	...	9,053	39	...	52,660	219	...	2,431	11	...
Passenger cars (used)	125,805	443	132,379	36,948	147	40,419	8,167	39	9,053	49,951	219	52,660	1,608	11	2,431
Trucks (used)	2,412	125	41,402	1,704	57	14,939	744	22	5,837	1,824	70	17,852	195	9	2,032
Parts and accessories	1,081	35	17,437	373	23	5,880	(1)	2	(x)	280	18	4,232	110	7	1,826
Shop or service labor sales	548	57	25,186	302	30	6,168	46	7	1,316	220	23	6,306	109	7	1,679
Automobile trailers	91	12	2,012	...	...	...	(1)	1	(x)	(1)	1	(x)	(1)	2	(x)
Gasoline and lubricants	299	19	4,981	506	20	3,904	(1)	1	(x)	98	7	1,180	(1)	4	(x)
Other sales	2,053	...	...	586	...	...	96	...	...	287	...	...	409	...	...
Not analyzing merchandise line sales	2,374	13	...	598	2	...	...	...	...	294	2	...	...	...	...
Small single unit stores	17,322	412	...	5,607	125	...	1,924	48	...	16,188	403	...	1,021	20	...
	NEBRASKA			NEVADA			NEW HAMPSHIRE			NEW JERSEY			NEW MEXICO		
Large stores and multiunits—															
Analyzing merchandise line sales, total	22,146	76	...	5,300	15	...	3,766	16	...	63,249	238	...	3,584	18	...
Passenger cars (used)	20,103	76	22,146	4,815	15	5,300	2,673	16	3,766	60,158	238	62,249	3,064	18	3,584
Trucks (used)	1,532	38	11,791	453	8	2,545	87	9	1,753	1,315	48	12,716	295	8	1,771
Parts and accessories	130	10	1,580	...	...	...	113	7	1,892	330	20	4,212	(1)	1	(x)
Shop or service labor sales	74	13	2,689	(1)	1	(x)	143	8	2,016	258	29	6,084	(1)	2	(x)
Automobile trailers	(1)	2	(x)	...	...	...	...	...	...	(1)	1	(x)	...	...	...
Gasoline and lubricants	(1)	4	(x)	...	...	...	73	8	1,693	194	11	2,669	...	...	...
Other sales	307	...	...	32	...	...	677	...	...	994	...	...	225	...	...
Not analyzing merchandise line sales	...	...	...	...	...	...	...	...	...	275	1	...	277	3	...
Small single unit stores	4,995	129	...	723	17	...	1,656	39	...	11,132	276	...	2,718	66	...

See footnotes at end of table.

Table 21D.—MERCHANDISE LINE SALES OF LARGE STORES AND MULTIUNITS—AUTOMOTIVE GROUP AND GASOLINE SERVICE STATIONS—KIND OF BUSINESS, BY STATE: 1948—Continued

[See text for explanatory material]

Kind of business and merchandise line	Merchandise line sales (Thousand dollars)	Stores reporting merchandise line: Number	Stores reporting merchandise line: Total sales (Thousand dollars)
MOTOR VEHICLE (USED) DEALERS			
Large stores and multiunits			
Analyzing merchandise line sales, total	[illegible]	[illegible]	...
Passenger cars (used)	[illegible]	[illegible]	[illegible]
Trucks (used)	[illegible]	[illegible]	[illegible]
Parts and accessories	[illegible]	[illegible]	[illegible]
Shop or service labor sales	[illegible]	[illegible]	[illegible]
Automobile trailers	[illegible]	[illegible]	[illegible]
Gasoline and lubricants	[illegible]	[illegible]	[illegible]
Other sales	[illegible]	...	...
Not analyzing merchandise line sales	[illegible]	[illegible]	...
Small single unit stores	[illegible]	[illegible]	...

Kind of business and merchandise line	Merchandise line sales (Thousand dollars)	Stores reporting merchandise line: Number	Stores reporting merchandise line: Total sales (Thousand dollars)
MOTOR VEHICLE (USED) DEALERS			
Large stores and multiunits			
Analyzing merchandise line sales, total	[illegible]	[illegible]	...
Passenger cars (used)	[illegible]	[illegible]	[illegible]
Trucks (used)	[illegible]	[illegible]	[illegible]
Parts and accessories	[illegible]	[illegible]	[illegible]
Shop or service labor sales	[illegible]	[illegible]	[illegible]
Automobile trailers	[illegible]	[illegible]	[illegible]
Gasoline and lubricants	[illegible]	[illegible]	[illegible]
Other sales	[illegible]	...	...
Not analyzing merchandise line sales	[illegible]	[illegible]	...
Small single unit stores	[illegible]	[illegible]	...

Kind of business and merchandise line	Merchandise line sales (Thousand dollars)	Stores reporting merchandise line: Number	Stores reporting merchandise line: Total sales (Thousand dollars)
MOTOR VEHICLE (USED) DEALERS			
Large stores and multiunits			
Analyzing merchandise line sales, total	[illegible]	[illegible]	...
Passenger cars (used)	[illegible]	[illegible]	[illegible]
Trucks (used)	[illegible]	[illegible]	[illegible]
Parts and accessories	[illegible]	[illegible]	[illegible]
Shop or service labor sales	[illegible]	[illegible]	[illegible]
Automobile trailers	[illegible]	[illegible]	[illegible]
Gasoline and lubricants	[illegible]	[illegible]	[illegible]
Other sales	[illegible]	...	...
Not analyzing merchandise line sales	[illegible]	[illegible]	...
Small single unit stores	[illegible]	[illegible]	...

Kind of business and merchandise line	Merchandise line sales (Thousand dollars)	Stores reporting merchandise line: Number	Stores reporting merchandise line: Total sales (Thousand dollars)
MOTOR VEHICLE (USED) DEALERS			
Large stores and multiunits			
Analyzing merchandise line sales, total	[illegible]	[illegible]	...
Passenger cars (used)	[illegible]	[illegible]	[illegible]
Trucks (used)	[illegible]	[illegible]	[illegible]
Parts and accessories	[illegible]	[illegible]	[illegible]
Shop or service labor sales	[illegible]	[illegible]	[illegible]
Automobile trailers	[illegible]	[illegible]	[illegible]
Gasoline and lubricants	[illegible]	[illegible]	[illegible]
Other sales	[illegible]	...	...
Not analyzing merchandise line sales	[illegible]	[illegible]	...
Small single unit stores	[illegible]	[illegible]	...

Kind of business and merchandise line	Merchandise line sales (Thousand dollars)	Stores reporting merchandise line: Number	Stores reporting merchandise line: Total sales (Thousand dollars)
MOTOR VEHICLE (USED) DEALERS			
Large stores and multiunits			
Analyzing merchandise line sales, total	[illegible]	[illegible]	...
Passenger cars (used)	[illegible]	[illegible]	[illegible]
Trucks (used)	[illegible]	[illegible]	[illegible]
Parts and accessories	[illegible]	[illegible]	[illegible]
Shop or service labor sales	[illegible]	[illegible]	[illegible]
Automobile trailers	[illegible]	[illegible]	[illegible]
Gasoline and lubricants	[illegible]	[illegible]	[illegible]
Other sales	[illegible]	...	...
Not analyzing merchandise line sales	[illegible]	[illegible]	...
Small single unit stores	[illegible]	[illegible]	...

Kind of business and merchandise line	Merchandise line sales (Thousand dollars)	Stores reporting merchandise line: Number	Stores reporting merchandise line: Total sales (Thousand dollars)
MOTOR VEHICLE (USED) DEALERS			
Large stores and multiunits			
Analyzing merchandise line sales, total	[illegible]	[illegible]	...
Passenger cars (used)	[illegible]	[illegible]	[illegible]
Trucks (used)	[illegible]	[illegible]	[illegible]
Parts and accessories	[illegible]	[illegible]	[illegible]
Shop or service labor sales	[illegible]	[illegible]	[illegible]
Automobile trailers	[illegible]	[illegible]	[illegible]
Gasoline and lubricants	[illegible]	[illegible]	[illegible]
Other sales	[illegible]	...	...
Not analyzing merchandise line sales	[illegible]	[illegible]	...
Small single unit stores	[illegible]	[illegible]	...

Kind of business and merchandise line	Merchandise line sales (Thousand dollars)	Stores reporting merchandise line: Number	Stores reporting merchandise line: Total sales (Thousand dollars)
MOTOR VEHICLE (USED) DEALERS			
Large stores and multiunits			
Analyzing merchandise line sales, total	[illegible]	[illegible]	...
Passenger cars (used)	[illegible]	[illegible]	[illegible]
Trucks (used)	[illegible]	[illegible]	[illegible]
Parts and accessories	[illegible]	[illegible]	[illegible]
Shop or service labor sales	[illegible]	[illegible]	[illegible]
Automobile trailers	[illegible]	[illegible]	[illegible]
Gasoline and lubricants	[illegible]	[illegible]	[illegible]
Other sales	[illegible]	...	...
Not analyzing merchandise line sales	[illegible]	[illegible]	...
Small single unit stores	[illegible]	[illegible]	...

Table 21D.—MERCHANDISE LINE SALES OF LARGE STORES AND MULTIUNITS—AUTOMOTIVE GROUP AND GASOLINE SERVICE STATIONS—KIND OF BUSINESS, BY STATE: 1948—Continued

[See text for explanatory material]

Kind of business and merchandise line	Merchandise line sales (Thousand dollars)	Stores reporting merchandise line: Number	Stores reporting merchandise line: Total sales (Thousand dollars)	Merchandise line sales (Thousand dollars)	Stores reporting merchandise line: Number	Stores reporting merchandise line: Total sales (Thousand dollars)	Merchandise line sales (Thousand dollars)	Stores reporting merchandise line: Number	Stores reporting merchandise line: Total sales (Thousand dollars)	Merchandise line sales (Thousand dollars)	Stores reporting merchandise line: Number	Stores reporting merchandise line: Total sales (Thousand dollars)	Merchandise line sales (Thousand dollars)	Stores reporting merchandise line: Number	Stores reporting merchandise line: Total sales (Thousand dollars)
	ALABAMA			ARIZONA			ARKANSAS			CALIFORNIA			COLORADO		
TIRE, BATTERY, ACCESSORY DEALERS															
Large stores and multiunits—															
Analyzing merchandise line sales, total	16,013	111	...	7,206	37	...	16,314	31	...	87,809	566	...	9,736	52	...
Tires (new and used)	6,393	43	14,966	2,570	34	7,022	3,244	81	9,695	28,327	449	74,255	4,303	47	8,634
Tire recapping and vulcanizing	580	43	7,838	376	18	4,514	547	35	4,932	5,481	241	44,106	513	32	6,413
Batteries and accessories	3,142	109	15,733	2,017	36	7,054	2,792	88	10,893	32,561	538	84,547	1,888	48	8,588
Gasoline	1,382	44	8,054	582	14	3,515	640	20	3,282	3,034	151	34,006	550	20	3,654
Lubricants	225	49	9,665	46	12	2,700	126	36	4,736	534	154	31,860	58	19	3,354
Household appliances and equipment	1,783	69	11,289	542	26	5,220	1,646	70	7,531	6,636	299	47,546	534	32	5,031
Services (inc. washing, greasing, etc.)	507	64	10,354	340	19	4,190	284	40	5,092	3,700	302	53,903	336	43	7,788
Other sales	2,001	...	...	683	...	...	995	...	...	6,936	...	...	854	...	...
Not analyzing merchandise line sales	139	2	...	...	...	...	770	6	...	1,616	7	...	64	2	...
Small single unit stores	8,747	257	...	2,644	81	...	9,928	280	...	30,445	970	...	5,337	173	...
	CONNECTICUT			DELAWARE			DISTRICT OF COLUMBIA			FLORIDA			GEORGIA		
Large stores and multiunits—															
Analyzing merchandise line sales, total	12,832	44	...	2,454	19	...	7,800	24	...	23,140	135	...	23,506	183	...
Tires (new and used)	4,718	84	12,068	948	15	2,207	3,834	23	7,626	7,887	130	22,886	7,824	163	21,016
Tire recapping and vulcanizing	1,113	45	7,339	146	10	1,668	307	11	4,794	1,018	80	15,064	1,042	70	10,440
Batteries and accessories	3,694	93	12,944	579	19	2,454	1,683	23	7,626	4,026	129	22,511	6,166	180	22,989
Gasoline	366	19	4,113	51	6	1,182	232	5	1,428	2,352	69	14,707	1,260	37	8,417
Lubricants	91	42	6,819	32	8	1,432	56	10	3,246	336	80	17,070	356	60	12,684
Household appliances and equipment	936	64	7,861	491	11	1,918	897	18	6,537	2,857	93	19,001	2,953	117	16,900
Services (inc. washing, greasing, etc.)	332	40	6,599	36	10	1,567	220	12	4,756	1,070	93	16,975	688	74	13,453
Other sales	1,571	...	...	171	...	...	566	...	...	3,644	...	...	3,237	...	...
Not analyzing merchandise line sales	397	6	...	...	...	...	...	...	...	207	1	...	118	1	...
Small single unit stores	4,740	133	...	790	25	...	541	11	...	8,134	223	...	11,929	324	...
	IDAHO			ILLINOIS			INDIANA			IOWA			KANSAS		
Large stores and multiunits—															
Analyzing merchandise line sales, total	5,507	35	...	43,313	325	...	28,431	229	...	16,421	134	...	17,869	140	...
Tires (new and used)	1,793	34	5,486	15,646	300	39,781	11,406	220	27,648	6,312	121	15,475	6,549	123	16,488
Tire recapping and vulcanizing	312	24	3,160	1,281	116	18,772	937	93	13,707	575	54	7,912	1,179	79	11,402
Batteries and accessories	2,076	31	5,157	15,223	319	42,078	6,257	220	27,648	3,564	126	15,664	4,090	133	16,715
Gasoline	277	10	1,615	1,431	54	10,645	1,671	62	11,629	888	35	5,338	1,000	32	5,778
Lubricants	45	12	1,827	286	114	15,787	214	66	12,868	146	50	7,943	157	37	6,708
Household appliances and equipment	499	25	4,164	3,991	199	27,409	2,861	146	19,414	1,619	105	13,203	1,824	90	11,529
Services (inc. washing, greasing, etc.)	66	15	2,049	1,213	147	23,875	853	123	17,760	789	84	10,551	483	88	10,064
Other sales	441	...	...	4,242	...	...	4,232	...	...	2,528	...	...	2,587	...	...
Not analyzing merchandise line sales	...	...	...	655	4	...	175	1	...	498	2	...	301	3	...
Small single unit stores	2,086	50	...	20,588	708	...	13,352	416	...	11,306	448	...	13,968	491	...
	KENTUCKY			LOUISIANA			MAINE			MARYLAND			MASSACHUSETTS		
Large stores and multiunits-															
Analyzing merchandise line sales, total	13,026	98	...	12,739	76	...	3,358	23	...	9,900	76	...	20,286	130	...
Tires (new and used)	4,746	87	12,108	4,567	63	11,610	1,386	20	2,801	3,140	73	9,683	8,683	115	18,548
Tire recapping and vulcanizing	350	32	5,817	335	29	5,822	290	9	1,791	321	24	3,517	992	57	9,440
Batteries and accessories	3,455	95	12,775	2,936	72	12,306	789	21	3,049	2,610	75	9,702	4,401	122	19,021
Gasoline	773	28	4,692	894	26	5,944	228	9	1,621	133	12	2,203	656	27	5,507
Lubricants	128	27	5,448	135	36	7,888	23	9	1,632	71	25	4,752	169	52	8,526
Household appliances and equipment	1,524	68	9,506	1,650	49	9,629	299	13	1,995	1,236	60	8,674	2,068	87	12,909
Services (inc. washing, greasing, etc.)	413	48	7,464	454	35	6,876	111	12	1,957	302	28	4,181	1,064	76	12,735
Other sales	1,637	...	...	1,768	...	...	232	...	...	2,087	...	...	2,253	...	...
Not analyzing merchandise line sales	155	3	...	...	...	...	262	3	...	...	...	...	2,871	18	...
Small single unit stores	7,483	226	...	7,146	205	...	3,776	119	...	3,576	108	...	7,529	243	...
	MICHIGAN			MINNESOTA			MISSISSIPPI			MISSOURI			MONTANA		
Large stores and multiunits															
Analyzing merchandise line sales, total	35,830	207	...	15,744	84	...	7,469	76	...	23,882	171	...	3,668	26	...
Tires (new and used)	11,481	179	31,623	6,832	70	13,737	2,741	70	7,062	8,969	153	22,145	1,734	24	3,301
Tire recapping and vulcanizing	1,144	87	16,303	858	42	8,863	250	27	3,712	843	60	9,892	112	15	2,255
Batteries and accessories	9,124	202	35,261	3,225	78	14,696	1,449	73	7,198	6,285	164	22,251	703	24	3,343
Gasoline	2,209	59	14,743	644	24	5,189	457	12	2,537	494	26	5,362	530	16	2,560
Lubricants	255	74	14,668	112	36	7,457	45	21	3,194	233	70	12,189	70	15	2,340
Household appliances and equipment	5,074	142	25,575	1,369	50	9,847	1,059	57	5,932	2,298	113	17,066	153	11	1,542
Services (inc. washing, greasing, etc.)	1,502	112	22,982	693	46	8,875	160	41	5,206	821	79	12,572	107	18	2,302
Other sales	5,041	...	...	2,011	...	...	1,308	...	...	3,946	...	...	259	...	...
Not analyzing merchandise line sales	666	6	...	397	3	...	...	...	...	367	2	...	412	1	...
Small single unit stores	15,801	529	...	6,692	212	...	6,886	199	...	18,194	664	...	2,162	69	...

See footnotes at end of table.

Table 21D.—MERCHANDISE LINE SALES OF LARGE STORES AND MULTIUNITS—AUTOMOTIVE GROUP AND GASOLINE SERVICE STATIONS—KIND OF BUSINESS, BY STATE: 1948—Continued

[See text for explanatory material]

TIRE, BATTERY, ACCESSORY DEALERS

Kind of business and merchandise line	NEVADA: Merchandise line sales (Thousand dollars)	NEVADA: Stores reporting merchandise line: Number	NEVADA: Stores reporting merchandise line: Total sales (Thousand dollars)	NEW HAMPSHIRE: Merchandise line sales (Thousand dollars)	NEW HAMPSHIRE: Number	NEW HAMPSHIRE: Total sales (Thousand dollars)	NEW JERSEY: Merchandise line sales (Thousand dollars)	NEW JERSEY: Number	NEW JERSEY: Total sales (Thousand dollars)	NEW MEXICO: Merchandise line sales (Thousand dollars)	NEW MEXICO: Number	NEW MEXICO: Total sales (Thousand dollars)	NEW YORK: Merchandise line sales (Thousand dollars)	NEW YORK: Number	NEW YORK: Total sales (Thousand dollars)
Large stores and multiunits															
Analyzing merchandise line sales, total	[illegible]	[illegible]	...	[illegible]	14	...	[illegible]	[illegible]	...	[illegible]	[illegible]	...	59,957	474	...
Tires (new and used)	[illegible]	51	[illegible]	[illegible]	12	[illegible]	[illegible]	[illegible]	[illegible]	[illegible]	[illegible]	[illegible]	[illegible]	415	52,142
Tire recapping and vulcanizing	[illegible]	[illegible]	[illegible]	33	7	[illegible]	[illegible]	[illegible]	[illegible]	338	[illegible]	[illegible]	2,116	166	23,255
Batteries and accessories	[illegible]	[illegible]	[illegible]	[illegible]	14	[illegible]	4,311	[illegible]	[illegible]	[illegible]	31	[illegible]	19,248	[illegible]	55,468
Gasoline	[illegible]	[illegible]	[illegible]	(1)	3	(x)	[illegible]	[illegible]	[illegible]	(1)	3	(x)	[illegible]	[illegible]	15,722
Lubricants	[illegible]	[illegible]	[illegible]	(1)	3	(x)	[illegible]	[illegible]	[illegible]	(1)	[illegible]	(x)	342	112	17,628
Household appliances and equipment	[illegible]	38	[illegible]	187	11	[illegible]	[illegible]	[illegible]	[illegible]	[illegible]	[illegible]	2,579	4,717	[illegible]	31,755
Services (inc. washing, greasing, etc.)	[illegible]	[illegible]	[illegible]	26	[illegible]	1,212	346	[illegible]	[illegible]	122	[illegible]	[illegible]	3,072	178	28,755
Other sales	[illegible]	...	...	333	...	...	2,320	...	...	690	...	...	7,093	...	...
Not analyzing merchandise line sales	[illegible]	1	...	...	...	...	166	[illegible]	...	...	...	...	1,131	11	...
Small single unit stores	[illegible]	157	...	1,858	[illegible]	...	[illegible]	308	...	2,293	[illegible]	...	24,848	880	...

Kind of business and merchandise line	NORTH CAROLINA: Merchandise line sales	NORTH CAROLINA: Number	NORTH CAROLINA: Total sales	NORTH DAKOTA: Merchandise line sales	NORTH DAKOTA: Number	NORTH DAKOTA: Total sales	OHIO: Merchandise line sales	OHIO: Number	OHIO: Total sales	OKLAHOMA: Merchandise line sales	OKLAHOMA: Number	OKLAHOMA: Total sales	OREGON: Merchandise line sales	OREGON: Number	OREGON: Total sales
Large stores and multiunits															
Analyzing merchandise line sales, total	[illegible]	153	...	3,097	25	...	57,815	[illegible]	...	21,644	166	...	13,340	87	...
Tires (new and used)	9,141	142	[illegible]	1,195	20	2,735	19,213	370	[illegible]	7,207	146	[illegible]	5,834	78	12,295
Tire recapping and vulcanizing	[illegible]	77	[illegible]	91	12	[illegible]	1,612	168	24,436	2,368	42	[illegible]	1,312	49	8,954
Batteries and accessories	[illegible]	144	[illegible]	[illegible]	25	3,047	15,765	[illegible]	57,315	6,702	165	21,596	3,006	81	12,579
Gasoline	[illegible]	38	[illegible]	229	12	1,690	[illegible]	[illegible]	21,423	439	24	[illegible]	770	24	5,637
Lubricants	[illegible]	43	[illegible]	39	12	1,732	621	167	29,421	46	32	5,276	108	23	5,437
Household appliances and equipment	2,645	[illegible]	[illegible]	149	8	1,245	4,765	238	37,379	1,467	94	10,747	1,030	47	6,894
Services (inc. washing, greasing, etc.)	[illegible]	83	13,213	210	19	2,321	2,444	218	32,814	333	80	4,807	509	46	8,535
Other sales	2,978	...	...	328	...	...	[illegible]	...	...	2,532	...	...	771	...	...
Not analyzing merchandise line sales	245	1	...	76	1	...	375	[illegible]	...	[illegible]	5	...	608	3	...
Small single unit stores	14,534	394	...	4,696	133	...	[illegible]	735	...	15,103	484	...	4,257	116	...

Kind of business and merchandise line	PENNSYLVANIA: Merchandise line sales	PENNSYLVANIA: Number	PENNSYLVANIA: Total sales	RHODE ISLAND: Merchandise line sales	RHODE ISLAND: Number	RHODE ISLAND: Total sales	SOUTH CAROLINA: Merchandise line sales	SOUTH CAROLINA: Number	SOUTH CAROLINA: Total sales	SOUTH DAKOTA: Merchandise line sales	SOUTH DAKOTA: Number	SOUTH DAKOTA: Total sales	TENNESSEE: Merchandise line sales	TENNESSEE: Number	TENNESSEE: Total sales
Large stores and multiunits															
Analyzing merchandise line sales, total	47,571	436	...	4,670	27	...	3,677	[illegible]	...	3,479	28	...	[illegible]	97	...
Tires (new and used)	19,198	387	45,158	1,420	26	4,463	3,131	71	[illegible]	1,718	26	3,329	7,092	90	18,575
Tire recapping and vulcanizing	2,557	206	26,365	132	10	2,112	335	32	3,494	191	18	2,482	1,020	48	10,735
Batteries and accessories	14,566	417	46,865	1,245	26	4,494	2,315	77	9,268	610	25	3,195	4,014	34	18,932
Gasoline	1,682	88	14,382	110	5	1,367	265	13	1,945	197	6	[illegible]	1,480	32	9,768
Lubricants	257	93	14,439	100	16	2,847	59	20	[illegible]	44	6	[illegible]	251	41	12,235
Household appliances and equipment	[illegible]	249	31,065	423	22	3,601	[illegible]	56	7,536	183	14	1,753	2,205	67	14,751
Services (inc. washing, greasing, etc.)	1,614	169	22,961	100	10	[illegible]	321	33	[illegible]	115	22	3,213	781	56	12,411
Other sales	6,866	...	...	1,140	...	...	1,643	...	...	421	...	...	2,736	...	...
Not analyzing merchandise line sales	721	8	...	559	5	...	380	2	...	200	1	...	366	2	...
Small single unit stores	[illegible]	736	...	646	31	...	8,215	204	...	3,034	106	...	10,035	300	...

Kind of business and merchandise line	TEXAS: Merchandise line sales	TEXAS: Number	TEXAS: Total sales	UTAH: Merchandise line sales	UTAH: Number	UTAH: Total sales	VERMONT: Merchandise line sales	VERMONT: Number	VERMONT: Total sales	VIRGINIA: Merchandise line sales	VIRGINIA: Number	VIRGINIA: Total sales	WASHINGTON: Merchandise line sales	WASHINGTON: Number	WASHINGTON: Total sales
Large stores and multiunits															
Analyzing merchandise line sales, total	76,491	[illegible]	...	3,758	30	...	1,015	13	...	15,845	131	...	13,300	99	...
Tires (new and used)	[illegible]	438	[illegible]	1,290	25	3,318	512	9	940	6,056	125	15,090	5,096	85	12,005
Tire recapping and vulcanizing	[illegible]	199	[illegible]	258	14	2,100	(1)	4	(x)	530	59	8,120	811	51	8,300
Batteries and accessories	[illegible]	[illegible]	71,381	[illegible]	23	3,623	244	13	1,015	3,793	131	15,845	3,458	97	13,063
Gasoline	[illegible]	132	[illegible]	115	6	1,395	(1)	3	(x)	931	36	6,732	949	39	6,779
Lubricants	[illegible]	175	[illegible]	18	10	1,818	(1)	3	(x)	205	48	3,259	142	41	6,644
Household appliances and equipment	[illegible]	318	[illegible]	380	23	2,675	71	5	[illegible]	1,622	82	10,764	1,241	68	9,102
Services (inc. washing, greasing, etc.)	[illegible]	[illegible]	[illegible]	179	15	2,186	(1)	2	(x)	441	62	9,143	475	62	9,523
Other sales	[illegible]	...	...	377	...	...	188	...	...	[illegible]	...	...	1,128	...	...
Not analyzing merchandise line sales	[illegible]	[illegible]	...	...	...	...	...	...	...	102	1	...	23	1	...
Small single unit stores	[illegible]	1,293	...	1,550	53	...	974	32	...	6,342	187	...	5,615	169	...

Kind of business and merchandise line	WEST VIRGINIA: Merchandise line sales	WEST VIRGINIA: Number	WEST VIRGINIA: Total sales	WISCONSIN: Merchandise line sales	WISCONSIN: Number	WISCONSIN: Total sales
Large stores and multiunits						
Analyzing merchandise line sales, total	[illegible]	[illegible]	...	[illegible]	[illegible]	...
Tires (new and used)	[illegible]	[illegible]	[illegible]	7,193	[illegible]	[illegible]
Tire recapping and vulcanizing	[illegible]	[illegible]	[illegible]	[illegible]	56	[illegible]
Batteries and accessories	[illegible]	[illegible]	[illegible]	3,724	87	14,743
Gasoline	[illegible]	[illegible]	[illegible]	[illegible]	22	[illegible]
Lubricants	[illegible]	[illegible]	[illegible]	93	38	6,412
Household appliances and equipment	[illegible]	38	[illegible]	[illegible]	51	[illegible]
Services (inc. washing, greasing, etc.)	[illegible]	[illegible]	[illegible]	[illegible]	[illegible]	[illegible]
Other sales	[illegible]	...	...	[illegible]	...	...
Not analyzing merchandise line sales	...	...	...	[illegible]	[illegible]	...
Small single unit stores	[illegible]	[illegible]	...	[illegible]	[illegible]	...

[illegible]

Table 21D.—MERCHANDISE LINE SALES OF LARGE STORES AND MULTIUNITS—AUTOMOTIVE GROUP AND GASOLINE SERVICE STATIONS—KIND OF BUSINESS, BY STATE: 1948—Continued

[See text for explanatory material]

Kind of business and merchandise line	Merchandise line sales (Thousand dollars)	Stores reporting merchandise line: Number	Stores reporting merchandise line: Total sales (Thousand dollars)	Merchandise line sales (Thousand dollars)	Stores reporting merchandise line: Number	Stores reporting merchandise line: Total sales (Thousand dollars)	Merchandise line sales (Thousand dollars)	Stores reporting merchandise line: Number	Stores reporting merchandise line: Total sales (Thousand dollars)	Merchandise line sales (Thousand dollars)	Stores reporting merchandise line: Number	Stores reporting merchandise line: Total sales (Thousand dollars)	Merchandise line sales (Thousand dollars)	Stores reporting merchandise line: Number	Stores reporting merchandise line: Total sales (Thousand dollars)
BOAT DEALERS	CALIFORNIA			FLORIDA			MICHIGAN			NEW YORK			OHIO		
Large stores and multiunits—															
Analyzing merchandise line sales, total	3,413	22	...	2,605	14	...	5,231	16	...	8,070	41	...	3,079	16	...
Motorboats, etc., parts and supplies	3,350	22	3,913	2,605	14	2,605	5,116	16	3,231	7,146	41	8,070	2,632	16	3,079
Gasoline and lubricants	(1)	1	(x)	(1)	1	(x)	(1)	4	(x)	209	7	1,342	(1)	4	(x)
Other sales	343	...	...	339	...	...	115	...	...	715	...	...	447	...	...
Not analyzing merchandise line sales	7	1	...	...	...	...	...	...	...	18	1	...	...	...	...
Small single unit stores	1,209	51	...	1,784	45	...	2,450	88	...	4,115	136	...	1,285	54	...
	TEXAS			WASHINGTON			WISCONSIN								
Large stores and multiunits—															
Analyzing merchandise line sales, total	3,246	10	...	3,894	17	...	1,636	10	...						
Motorboats, etc., parts and supplies	1,226	10	4,246	3,512	17	3,894	1,361	10	1,636						
Gasoline and lubricants	(1)	2	(x)	(1)	4	(x)	(1)	2	(x)						
Other sales	170	...	...	1,482	...	...	275	...	...						
Not analyzing merchandise line sales	...	...	...	...	...	...	...	...	...						
Small single unit stores	803	32	...	640	23	...	633	20	...						

See footnotes at end of table.

Table 21D.—MERCHANDISE LINE SALES OF LARGE STORES AND MULTIUNITS—AUTOMOTIVE GROUP AND GASOLINE SERVICE STATIONS—KIND OF BUSINESS, BY STATE: 1948—Continued

[See text for explanatory material]

Kind of business and merchandise line	Merchandise line sales (Thousand dollars)	Stores reporting merchandise line: Number	Stores reporting merchandise line: Total sales (Thousand dollars)	Merchandise line sales (Thousand dollars)	Stores reporting merchandise line: Number	Stores reporting merchandise line: Total sales (Thousand dollars)	Merchandise line sales (Thousand dollars)	Stores reporting merchandise line: Number	Stores reporting merchandise line: Total sales (Thousand dollars)	Merchandise line sales (Thousand dollars)	Stores reporting merchandise line: Number	Stores reporting merchandise line: Total sales (Thousand dollars)	Merchandise line sales (Thousand dollars)	Stores reporting merchandise line: Number	Stores reporting merchandise line: Total sales (Thousand dollars)
OTHER AUTOMOTIVE DEALERS	CALIFORNIA			COLORADO			CONNECTICUT			FLORIDA			ILLINOIS		
Large stores and multiunits—															
Analyzing merchandise line sales, total	17,936	123	...	3,116	16	...	1,682	10	...	4,714	26	...	10,238	44	...
Automobile trailers	15,344	112	19,428	3,080	16	3,116	1,599	10	1,682	4,107	24	4,564	9,726	44	10,238
Parts and accessories	1,119	30	4,373	(1)	3	(x)	(1)	2	(x)	162	7	1,551	301	8	2,797
Shop or service labor sales	122	14	2,836	(1)	2	(x)	(1)	3	(x)	(1)	4	(x)	66	7	3,256
Other sales	951	...	...	36	...	...	83	...	...	445	...	...	145	...	...
Not analyzing merchandise line sales	2,230	3	...	...	...	...	...	...	...	...	...	...	125	1	...
Small single unit stores	6,680	191	...	586	19	...	584	15	...	1,469	39	...	2,163	52	...
	INDIANA			IOWA			KANSAS			MASSACHUSETTS			MICHIGAN		
Large stores and multiunits—															
Analyzing merchandise line sales, total	9,821	39	...	3,465	19	...	4,144	15	...	2,295	11	...	9,496	46	...
Automobile trailers	9,196	39	9,821	3,312	19	3,465	3,752	15	4,144	2,261	11	2,295	8,791	46	9,496
Parts and accessories	314	11	3,540	(1)	3	(x)	307	9	3,195	(1)	2	(x)	248	17	3,110
Shop or service labor sales	128	9	3,250	34	5	1,134	(1)	4	(x)	(1)	1	(x)	148	15	3,078
Other sales	183	...	...	109	...	...	85	...	...	34	...	...	309	...	...
Not analyzing merchandise line sales	107	1	...	152	1	...	...	...	...	...	...	...	108	1	...
Small single unit stores	2,838	79	...	901	27	...	1,212	52	...	1,149	37	...	3,260	91	...
	MINNESOTA			NEW JERSEY			NEW YORK			OHIO			OREGON		
Large stores and multiunits—															
Analyzing merchandise line sales, total	6,290	23	...	5,890	12	...	5,235	30	...	13,169	63	...	3,575	12	...
Automobile trailers	5,912	23	6,290	2,495	10	2,646	4,970	30	5,235	12,122	62	12,870	3,109	12	3,575
Parts and accessories	96	5	3,086	343	8	2,124	135	5	1,441	234	17	4,711	(1)	4	(x)
Shop or service labor sales	(1)	3	(x)	(1)	4	(x)	(1)	3	(x)	138	11	3,533	(1)	2	(x)
Other sales	279	...	...	58	...	...	130	...	...	674	...	...	466	...	...
Not analyzing merchandise line sales	...	...	...	98	1	...	111	1	...	...	...	...	163	1	...
Small single unit stores	1,439	32	...	1,015	30	...	3,631	101	...	4,505	118	...	580	25	...
	PENNSYLVANIA			TEXAS			VIRGINIA			WASHINGTON			WISCONSIN		
Large stores and multiunits—															
Analyzing merchandise line sales, total	6,003	32	...	5,962	22	...	2,636	13	...	2,604	12	...	3,601	17	...
Automobile trailers	5,334	30	5,812	5,593	22	5,962	2,433	12	2,579	2,327	12	2,604	3,511	17	3,601
Parts and accessories	183	18	2,933	225	7	2,784	(1)	4	(x)	(1)	2	(x)	(1)	3	(x)
Shop or service labor sales	108	7	1,348	70	8	3,718	(1)	4	(x)	(1)	2	(x)	(1)	1	(x)
Other sales	378	...	...	74	...	...	203	...	...	277	...	...	90	...	...
Not analyzing merchandise line sales	...	...	...	...	...	...	153	1	...	...	...	...	1,056	1	...
Small single unit stores	2,397	79	...	2,712	88	...	449	16	...	1,546	43	...	1,409	45	...

See footnotes at end of table.

Table 21D.—MERCHANDISE LINE SALES OF LARGE STORES AND MULTIUNITS—AUTOMOTIVE GROUP AND GASOLINE SERVICE STATIONS—KIND OF BUSINESS, BY STATE: 1948—Continued

[See text for explanatory material]

Kind of business and merchandise line	Merchandise line sales (Thousand dollars)	Stores reporting merchandise line: Number	Stores reporting merchandise line: Total sales (Thousand dollars)
ALABAMA			
GASOLINE SERVICE STATIONS			
Large stores and multiunits			
Analyzing merchandise line sales, total	[illegible]	[illegible]	...
Gasoline	[illegible]	[illegible]	[illegible]
Lubricants	[illegible]	[illegible]	[illegible]
Fuel oil	[illegible]	[illegible]	[illegible]
Tires (new and used)	[illegible]	[illegible]	[illegible]
Tire recapping and vulcanizing	[illegible]	[illegible]	[illegible]
Batteries and accessories	[illegible]	[illegible]	[illegible]
Household appliances and equipment	[illegible]	[illegible]	[illegible]
Services (inc. washing, greasing, etc.)	[illegible]	[illegible]	[illegible]
Other sales	[illegible]	[illegible]	...
Not analyzing merchandise line sales	[illegible]	[illegible]	...
Small single unit stores	[illegible]	[illegible]	...
ARIZONA			
Large stores and multiunits			
Analyzing merchandise line sales, total	[illegible]	[illegible]	...
Gasoline	[illegible]	[illegible]	[illegible]
Lubricants	[illegible]	[illegible]	[illegible]
Fuel oil	[illegible]	[illegible]	[illegible]
Tires (new and used)	[illegible]	[illegible]	[illegible]
Tire recapping and vulcanizing	[illegible]	[illegible]	[illegible]
Batteries and accessories	[illegible]	[illegible]	[illegible]
Household appliances and equipment	[illegible]	[illegible]	[illegible]
Services (inc. washing, greasing, etc.)	[illegible]	[illegible]	[illegible]
Other sales	[illegible]	[illegible]	...
Not analyzing merchandise line sales	[illegible]	[illegible]	...
Small single unit stores	[illegible]	[illegible]	...
ARKANSAS			
Large stores and multiunits			
Analyzing merchandise line sales, total	[illegible]	[illegible]	...
Gasoline	[illegible]	[illegible]	[illegible]
Lubricants	[illegible]	[illegible]	[illegible]
Fuel oil	[illegible]	[illegible]	[illegible]
Tires (new and used)	[illegible]	[illegible]	[illegible]
Tire recapping and vulcanizing	[illegible]	[illegible]	[illegible]
Batteries and accessories	[illegible]	[illegible]	[illegible]
Household appliances and equipment	[illegible]	[illegible]	[illegible]
Services (inc. washing, greasing, etc.)	[illegible]	[illegible]	[illegible]
Other sales	[illegible]	[illegible]	...
Not analyzing merchandise line sales	[illegible]	[illegible]	...
Small single unit stores	[illegible]	[illegible]	...
CALIFORNIA			
Large stores and multiunits			
Analyzing merchandise line sales, total	418,331	2,379	...
Gasoline	163,399	2,376	218,331
Lubricants	11,960	2,234	204,393
Fuel oil	2,720	493	41,960
Tires (new and used)	10,823	1,995	182,669
Tire recapping and vulcanizing	1,181	1,217	105,290
Batteries and accessories	11,034	2,160	201,867
Household appliances and equipment	1,236	113	18,350
Services (inc. washing, greasing, etc.)	11,515	2,128	194,053
Other sales	4,483	...	...
Not analyzing merchandise line sales	4,235	28	...
Small single unit stores	370,855	11,898	...
COLORADO			
Large stores and multiunits			
Analyzing merchandise line sales, total	43,981	251	...
Gasoline	16,172	251	23,981
Lubricants	1,453	193	21,931
Fuel oil	1,359	107	14,557
Tires (new and used)	888	135	16,760
Tire recapping and vulcanizing	116	32	4,988
Batteries and accessories	1,238	155	18,474
Household appliances and equipment	408	27	5,657
Services (inc. washing, greasing, etc.)	624	152	16,206
Other sales	1,725	...	...
Not analyzing merchandise line sales	113	2	...
Small single unit stores	54,324	1,870	...
CONNECTICUT			
Large stores and multiunits			
Analyzing merchandise line sales, total	[illegible]	184	...
Gasoline	[illegible]	184	18,149
Lubricants	[illegible]	179	[illegible]
Fuel oil	1,382	49	6,300
Tires (new and used)	1,245	136	13,927
Tire recapping and vulcanizing	[illegible]	36	4,599
Batteries and accessories	1,035	150	14,825
Household appliances and equipment	253	17	[illegible]
Services (inc. washing, greasing, etc.)	1,088	129	14,812
Other sales	925	...	...
Not analyzing merchandise line sales	113	1	...
Small single unit stores	[illegible]	5,483	...
DELAWARE			
Large stores and multiunits			
Analyzing merchandise line sales, total	[illegible]	20	...
Gasoline	[illegible]	20	[illegible]
Lubricants	[illegible]	20	[illegible]
Fuel oil	[illegible]	[illegible]	2,857
Tires (new and used)	[illegible]	13	1,138
Tire recapping and vulcanizing	[illegible]	[illegible]	(x)
Batteries and accessories	[illegible]	17	3,834
Household appliances and equipment	[illegible]	[illegible]	(x)
Services (inc. washing, greasing, etc.)	[illegible]	12	1,043
Other sales	[illegible]	...	...
Not analyzing merchandise line sales	...	...	...
Small single unit stores	11,194	414	...
DISTRICT OF COLUMBIA			
Large stores and multiunits			
Analyzing merchandise line sales, total	33,879	172	...
Gasoline	[illegible]	172	[illegible]
Lubricants	1,534	166	23,009
Fuel oil	121	17	3,025
Tires (new and used)	844	143	20,559
Tire recapping and vulcanizing	193	42	5,958
Batteries and accessories	1,166	154	22,024
Household appliances and equipment	49	5	728
Services (inc. washing, greasing, etc.)	1,248	151	21,354
Other sales	781	...	...
Not analyzing merchandise line sales	401	2	...
Small single unit stores	11,857	255	...
FLORIDA			
Large stores and multiunits			
Analyzing merchandise line sales, total	35,129	456	...
Gasoline	24,913	456	35,129
Lubricants	1,965	431	33,074
Fuel oil	347	158	12,056
Tires (new and used)	2,270	268	26,581
Tire recapping and vulcanizing	114	41	4,430
Batteries and accessories	1,793	256	25,393
Household appliances and equipment	453	26	3,485
Services (inc. washing, greasing, etc.)	1,572	249	24,409
Other sales	1,702	...	...
Not analyzing merchandise line sales	1,030	11	...
Small single unit stores	98,092	3,483	...
GEORGIA			
Large stores and multiunits			
Analyzing merchandise line sales, total	29,343	424	...
Gasoline	19,916	424	29,343
Lubricants	1,936	397	27,400
Fuel oil	507	70	6,622
Tires (new and used)	2,099	269	21,369
Tire recapping and vulcanizing	230	50	5,943
Batteries and accessories	1,563	226	19,833
Household appliances and equipment	365	26	2,697
Services (inc. washing, greasing, etc.)	1,435	247	19,240
Other sales	1,292	...	...
Not analyzing merchandise line sales	1,791	16	...
Small single unit stores	89,161	3,708	...
IDAHO			
Large stores and multiunits			
Analyzing merchandise line sales, total	[illegible]	109	...
Gasoline	[illegible]	109	9,432
Lubricants	[illegible]	[illegible]	8,677
Fuel oil	[illegible]	39	4,550
Tires (new and used)	[illegible]	[illegible]	[illegible]
Tire recapping and vulcanizing	[illegible]	31	[illegible]
Batteries and accessories	[illegible]	[illegible]	[illegible]
Household appliances and equipment	[illegible]	17	[illegible]
Services (inc. washing, greasing, etc.)	[illegible]	[illegible]	[illegible]
Other sales	1,092	...	...
Not analyzing merchandise line sales	[illegible]	2	...
Small single unit stores	[illegible]	848	...
ILLINOIS			
Large stores and multiunits			
Analyzing merchandise line sales, total	136,319	1,070	...
Gasoline	[illegible]	1,070	130,319
Lubricants	[illegible]	[illegible]	120,893
Fuel oil	[illegible]	[illegible]	[illegible]
Tires (new and used)	[illegible]	[illegible]	[illegible]
Tire recapping and vulcanizing	[illegible]	[illegible]	14,600
Batteries and accessories	[illegible]	[illegible]	[illegible]
Household appliances and equipment	[illegible]	[illegible]	[illegible]
Services (inc. washing, greasing, etc.)	[illegible]	[illegible]	[illegible]
Other sales	[illegible]	...	...
Not analyzing merchandise line sales	[illegible]	[illegible]	...
Small single unit stores	[illegible]	[illegible]	...
INDIANA			
Large stores and multiunits			
Analyzing merchandise line sales, total	50,486	515	...
Gasoline	[illegible]	515	50,486
Lubricants	[illegible]	[illegible]	[illegible]
Fuel oil	[illegible]	[illegible]	[illegible]
Tires (new and used)	[illegible]	[illegible]	[illegible]
Tire recapping and vulcanizing	[illegible]	[illegible]	[illegible]
Batteries and accessories	[illegible]	[illegible]	[illegible]
Household appliances and equipment	[illegible]	[illegible]	[illegible]
Services (inc. washing, greasing, etc.)	[illegible]	[illegible]	[illegible]
Other sales	[illegible]	...	...
Not analyzing merchandise line sales	[illegible]	[illegible]	...
Small single unit stores	[illegible]	[illegible]	...
IOWA			
Large stores and multiunits			
Analyzing merchandise line sales, total	42,270	471	...
Gasoline	28,000	471	42,270
Lubricants	[illegible]	[illegible]	[illegible]
Fuel oil	[illegible]	[illegible]	[illegible]
Tires (new and used)	[illegible]	[illegible]	[illegible]
Tire recapping and vulcanizing	[illegible]	[illegible]	[illegible]
Batteries and accessories	[illegible]	[illegible]	[illegible]
Household appliances and equipment	[illegible]	[illegible]	[illegible]
Services (inc. washing, greasing, etc.)	[illegible]	[illegible]	[illegible]
Other sales	[illegible]	...	...
Not analyzing merchandise line sales	[illegible]	[illegible]	...
Small single unit stores	[illegible]	[illegible]	...
KANSAS			
Large stores and multiunits			
Analyzing merchandise line sales, total	32,443	370	...
Gasoline	[illegible]	370	32,443
Lubricants	[illegible]	[illegible]	[illegible]
Fuel oil	[illegible]	[illegible]	[illegible]
Tires (new and used)	[illegible]	[illegible]	[illegible]
Tire recapping and vulcanizing	[illegible]	[illegible]	[illegible]
Batteries and accessories	[illegible]	[illegible]	[illegible]
Household appliances and equipment	[illegible]	[illegible]	[illegible]
Services (inc. washing, greasing, etc.)	[illegible]	[illegible]	[illegible]
Other sales	[illegible]	...	...
Not analyzing merchandise line sales	[illegible]	[illegible]	...
Small single unit stores	[illegible]	[illegible]	...
KENTUCKY			
Large stores and multiunits			
Analyzing merchandise line sales, total	[illegible]	[illegible]	...
Gasoline	[illegible]	[illegible]	[illegible]
Lubricants	[illegible]	[illegible]	[illegible]
Fuel oil	[illegible]	[illegible]	[illegible]
Tires (new and used)	[illegible]	[illegible]	[illegible]
Tire recapping and vulcanizing	[illegible]	[illegible]	[illegible]
Batteries and accessories	[illegible]	[illegible]	[illegible]
Household appliances and equipment	[illegible]	[illegible]	[illegible]
Services (inc. washing, greasing, etc.)	[illegible]	[illegible]	[illegible]
Other sales	[illegible]	...	...
Not analyzing merchandise line sales	[illegible]	[illegible]	...
Small single unit stores	[illegible]	[illegible]	...
LOUISIANA			
Large stores and multiunits			
Analyzing merchandise line sales, total	[illegible]	[illegible]	...
Gasoline	[illegible]	[illegible]	[illegible]
Lubricants	[illegible]	[illegible]	[illegible]
Fuel oil	[illegible]	[illegible]	[illegible]
Tires (new and used)	[illegible]	[illegible]	[illegible]
Tire recapping and vulcanizing	[illegible]	[illegible]	[illegible]
Batteries and accessories	[illegible]	[illegible]	[illegible]
Household appliances and equipment	[illegible]	[illegible]	[illegible]
Services (inc. washing, greasing, etc.)	[illegible]	[illegible]	[illegible]
Other sales	[illegible]	...	...
Not analyzing merchandise line sales	[illegible]	[illegible]	...
Small single unit stores	[illegible]	[illegible]	...
MAINE			
Large stores and multiunits			
Analyzing merchandise line sales, total	[illegible]	[illegible]	...
Gasoline	[illegible]	[illegible]	[illegible]
Lubricants	[illegible]	[illegible]	[illegible]
Fuel oil	[illegible]	[illegible]	[illegible]
Tires (new and used)	[illegible]	[illegible]	[illegible]
Tire recapping and vulcanizing	[illegible]	[illegible]	[illegible]
Batteries and accessories	[illegible]	[illegible]	[illegible]
Household appliances and equipment	[illegible]	[illegible]	[illegible]
Services (inc. washing, greasing, etc.)	[illegible]	[illegible]	[illegible]
Other sales	[illegible]	...	...
Not analyzing merchandise line sales	[illegible]	[illegible]	...
Small single unit stores	[illegible]	[illegible]	...
MARYLAND			
Large stores and multiunits			
Analyzing merchandise line sales, total	[illegible]	[illegible]	...
Gasoline	[illegible]	[illegible]	[illegible]
Lubricants	[illegible]	[illegible]	[illegible]
Fuel oil	[illegible]	[illegible]	[illegible]
Tires (new and used)	[illegible]	[illegible]	[illegible]
Tire recapping and vulcanizing	[illegible]	[illegible]	[illegible]
Batteries and accessories	[illegible]	[illegible]	[illegible]
Household appliances and equipment	[illegible]	[illegible]	[illegible]
Services (inc. washing, greasing, etc.)	[illegible]	[illegible]	[illegible]
Other sales	[illegible]	...	...
Not analyzing merchandise line sales	[illegible]	[illegible]	...
Small single unit stores	[illegible]	[illegible]	...
MASSACHUSETTS			
Large stores and multiunits			
Analyzing merchandise line sales, total	[illegible]	[illegible]	...
Gasoline	[illegible]	[illegible]	[illegible]
Lubricants	[illegible]	[illegible]	[illegible]
Fuel oil	[illegible]	[illegible]	[illegible]
Tires (new and used)	[illegible]	[illegible]	[illegible]
Tire recapping and vulcanizing	[illegible]	[illegible]	[illegible]
Batteries and accessories	[illegible]	[illegible]	[illegible]
Household appliances and equipment	[illegible]	[illegible]	[illegible]
Services (inc. washing, greasing, etc.)	[illegible]	[illegible]	[illegible]
Other sales	[illegible]	...	...
Not analyzing merchandise line sales	[illegible]	[illegible]	...
Small single unit stores	[illegible]	[illegible]	...
MICHIGAN			
Large stores and multiunits			
Analyzing merchandise line sales, total	[illegible]	[illegible]	...
Gasoline	[illegible]	[illegible]	[illegible]
Lubricants	[illegible]	[illegible]	[illegible]
Fuel oil	[illegible]	[illegible]	[illegible]
Tires (new and used)	[illegible]	[illegible]	[illegible]
Tire recapping and vulcanizing	[illegible]	[illegible]	[illegible]
Batteries and accessories	[illegible]	[illegible]	[illegible]
Household appliances and equipment	[illegible]	[illegible]	[illegible]
Services (inc. washing, greasing, etc.)	[illegible]	[illegible]	[illegible]
Other sales	[illegible]	...	...
Not analyzing merchandise line sales	[illegible]	[illegible]	...
Small single unit stores	[illegible]	[illegible]	...
MINNESOTA			
Large stores and multiunits			
Analyzing merchandise line sales, total	[illegible]	[illegible]	...
Gasoline	[illegible]	[illegible]	[illegible]
Lubricants	[illegible]	[illegible]	[illegible]
Fuel oil	[illegible]	[illegible]	[illegible]
Tires (new and used)	[illegible]	[illegible]	[illegible]
Tire recapping and vulcanizing	[illegible]	[illegible]	[illegible]
Batteries and accessories	[illegible]	[illegible]	[illegible]
Household appliances and equipment	[illegible]	[illegible]	[illegible]
Services (inc. washing, greasing, etc.)	[illegible]	[illegible]	[illegible]
Other sales	[illegible]	...	...
Not analyzing merchandise line sales	[illegible]	[illegible]	...
Small single unit stores	[illegible]	[illegible]	...
MISSISSIPPI			
Large stores and multiunits			
Analyzing merchandise line sales, total	[illegible]	[illegible]	...
Gasoline	[illegible]	[illegible]	[illegible]
Lubricants	[illegible]	[illegible]	[illegible]
Fuel oil	[illegible]	[illegible]	[illegible]
Tires (new and used)	[illegible]	[illegible]	[illegible]
Tire recapping and vulcanizing	[illegible]	[illegible]	[illegible]
Batteries and accessories	[illegible]	[illegible]	[illegible]
Household appliances and equipment	[illegible]	[illegible]	[illegible]
Services (inc. washing, greasing, etc.)	[illegible]	[illegible]	[illegible]
Other sales	[illegible]	...	...
Not analyzing merchandise line sales	[illegible]	[illegible]	...
Small single unit stores	[illegible]	[illegible]	...
MISSOURI			
Large stores and multiunits			
Analyzing merchandise line sales, total	[illegible]	[illegible]	...
Gasoline	[illegible]	[illegible]	[illegible]
Lubricants	[illegible]	[illegible]	[illegible]
Fuel oil	[illegible]	[illegible]	[illegible]
Tires (new and used)	[illegible]	[illegible]	[illegible]
Tire recapping and vulcanizing	[illegible]	[illegible]	[illegible]
Batteries and accessories	[illegible]	[illegible]	[illegible]
Household appliances and equipment	[illegible]	[illegible]	[illegible]
Services (inc. washing, greasing, etc.)	[illegible]	[illegible]	[illegible]
Other sales	[illegible]	...	...
Not analyzing merchandise line sales	[illegible]	[illegible]	...
Small single unit stores	[illegible]	[illegible]	...
MONTANA			
Large stores and multiunits			
Analyzing merchandise line sales, total	[illegible]	[illegible]	...
Gasoline	[illegible]	[illegible]	[illegible]
Lubricants	[illegible]	[illegible]	[illegible]
Fuel oil	[illegible]	[illegible]	[illegible]
Tires (new and used)	[illegible]	[illegible]	[illegible]
Tire recapping and vulcanizing	[illegible]	[illegible]	[illegible]
Batteries and accessories	[illegible]	[illegible]	[illegible]
Household appliances and equipment	[illegible]	[illegible]	[illegible]
Services (inc. washing, greasing, etc.)	[illegible]	[illegible]	[illegible]
Other sales	[illegible]	...	...
Not analyzing merchandise line sales	[illegible]	[illegible]	...
Small single unit stores	[illegible]	[illegible]	...

Table 21D.—MERCHANDISE LINE SALES OF LARGE STORES AND MULTIUNITS—AUTOMOTIVE GROUP AND GASOLINE SERVICE STATIONS—KIND OF BUSINESS, BY STATE: 1948—Continued

[See text for explanatory material]

Column headings for each state: Merchandise line sales (Thousand dollars); Stores reporting merchandise line: Number; Total sales (Thousand dollars)

GASOLINE SERVICE STATIONS

Kind of business and merchandise line	NEBRASKA Merchandise line sales	NEBRASKA Number	NEBRASKA Total sales	NEVADA Merchandise line sales	NEVADA Number	NEVADA Total sales	NEW HAMPSHIRE Merchandise line sales	NEW HAMPSHIRE Number	NEW HAMPSHIRE Total sales	NEW JERSEY Merchandise line sales	NEW JERSEY Number	NEW JERSEY Total sales	NEW MEXICO Merchandise line sales	NEW MEXICO Number	NEW MEXICO Total sales
Large stores and multiunits—															
Analyzing merchandise line sales, total	39,007	[illegible]	...	5,769	71	...	2,529	37	...	35,068	417	...	8,999	90	...
Gasoline	24,2[illegible]1	[illegible]	39,007	4,07[illegible]	71	5,769	1,339	37	2,529	24,851	417	35,068	5,739	90	8,999
Lubricants	2,258	17	35,555	385	60	5,380	135	30	1,998	2,083	369	30,364	632	85	8,537
Fuel oil	4,2[illegible]	136	28,495	167	18	1,375	367	10	1,053	901	83	7,848	259	29	3,365
Tires (new and used)	1,745	244	26,578	382	59	5,281	136	20	1,636	1,503	302	25,167	468	59	6,394
Tire recapping and vulcanizing	250	38	4,474	50	25	2,462	9	5	574	158	54	4,717	41	11	1,381
Batteries and accessories	1,63[illegible]	246	27,014	316	62	5,471	130	21	1,612	1,322	307	26,739	526	70	7,268
Household appliances and equipment	348	5[illegible]	3,961	45	6	315	(1)	1	(x)	371	17	2,190	110	10	1,540
Services (inc. washing, greasing, etc.)	1,076	206	23,649	262	59	5,189	174	22	1,620	1,521	285	24,439	418	63	6,743
Other sales	4,06[illegible]	...	...	83	...	...	239	...	...	2,358	...	...	806	...	...
Not analyzing merchandise line sales	52[illegible]	6	...	572	5	...	...	...	...	1,526	15	...	251	3	...
Small single unit stores	60,[illegible]06	1,[illegible]37	...	7,889	272	...	20,100	821	...	159,320	5,946	...	26,432	984	...

Kind of business and merchandise line	NEW YORK Merchandise line sales	NEW YORK Number	NEW YORK Total sales	NORTH CAROLINA Merchandise line sales	NORTH CAROLINA Number	NORTH CAROLINA Total sales	NORTH DAKOTA Merchandise line sales	NORTH DAKOTA Number	NORTH DAKOTA Total sales	OHIO Merchandise line sales	OHIO Number	OHIO Total sales	OKLAHOMA Merchandise line sales	OKLAHOMA Number	OKLAHOMA Total sales
Large stores and multiunits—															
Analyzing merchandise line sales, total	[illegible]	1,[illegible]	...	27,381	352	...	17,316	123	...	123,391	1,092	...	18,678	248	...
Gasoline	[illegible]21	1,200	109,[illegible]56	18,958	352	27,381	10,066	123	17,316	92,906	1,092	123,391	12,974	248	18,678
Lubricants	[illegible],177	1,054	94,95[illegible]	1,666	314	24,360	1,040	120	16,892	7,521	1,033	118,155	1,240	233	17,248
Fuel oil	3,187	[illegible]	27,782	1,192	133	10,601	1,118	80	13,030	1,683	267	34,087	438	71	5,495
Tires (new and used)	3,384	738	71,110	1,341	226	20,321	865	90	13,850	5,713	864	101,957	1,088	152	12,762
Tire recapping and vulcanizing	30	133	12,910	170	44	4,669	124	7	968	423	451	61,093	67	23	2,083
Batteries and accessories	[illegible],729	402	84,785	1,006	204	18,371	1,260	94	14,158	6,062	912	106,448	943	175	14,332
Household appliances and equipment	685	51	7,420	296	16	2,108	396	21	3,499	392	72	9,207	252	20	2,401
Services (inc. washing, greasing, etc.)	9,355	879	85,367	1,400	221	19,136	367	84	12,958	5,846	828	99,425	699	158	12,378
Other sales	4,187	...	...	1,352	...	...	2,080	...	...	4,845	...	...	977	...	...
Not analyzing merchandise line sales	2,0[illegible]	17	...	422	6	...	229	2	...	1,903	18	...	469	5	...
Small single unit stores	330,584	11,319	...	112,397	5,806	...	21,436	813	...	253,620	7,882	...	80,978	3,560	...

Kind of business and merchandise line	OREGON Merchandise line sales	OREGON Number	OREGON Total sales	PENNSYLVANIA Merchandise line sales	PENNSYLVANIA Number	PENNSYLVANIA Total sales	RHODE ISLAND Merchandise line sales	RHODE ISLAND Number	RHODE ISLAND Total sales	SOUTH CAROLINA Merchandise line sales	SOUTH CAROLINA Number	SOUTH CAROLINA Total sales	SOUTH DAKOTA Merchandise line sales	SOUTH DAKOTA Number	SOUTH DAKOTA Total sales
Large stores and multiunits—															
Analyzing merchandise line sales, total	26,798	279	...	79,061	1,019	...	3,736	48	...	12,568	200	...	13,295	116	...
Gasoline	16,701	279	26,798	55,691	1,019	79,061	2,218	48	3,736	8,376	200	12,568	8,101	116	13,295
Lubricants	1,630	256	25,185	5,258	945	73,870	192	42	3,182	948	179	11,484	787	110	12,914
Fuel oil	961	62	8,440	2,298	274	22,994	492	18	1,881	317	68	4,118	1,161	81	10,743
Tires (new and used)	2,031	233	22,042	3,521	718	59,770	175	33	2,938	879	126	9,618	697	97	11,333
Tire recapping and vulcanizing	242	124	11,725	430	197	17,378	9	10	1,052	81	21	2,240	29	17	1,773
Batteries and accessories	1,426	238	23,429	3,604	735	62,032	175	38	3,128	562	112	8,659	477	98	9,929
Household appliances and equipment	482	18	4,473	533	32	4,625	(1)	3	(x)	102	9	1,227	331	33	4,624
Services (inc. washing, greasing, etc.)	1,[illegible]	227	21,456	3,516	705	60,998	161	32	2,412	648	110	8,602	386	92	10,855
Other sales	1,589	...	...	4,210	...	...	314	...	...	605	...	...	1,326	...	...
Not analyzing merchandise line sales	171	2	...	2,473	22	...	179	4	...	614	4	...	855	7	...
Small single unit stores	63,372	2,130	...	279,042	11,076	...	26,731	1,013	...	53,723	2,315	...	29,029	1,113	...

Kind of business and merchandise line	TENNESSEE Merchandise line sales	TENNESSEE Number	TENNESSEE Total sales	TEXAS Merchandise line sales	TEXAS Number	TEXAS Total sales	UTAH Merchandise line sales	UTAH Number	UTAH Total sales	VERMONT Merchandise line sales	VERMONT Number	VERMONT Total sales	VIRGINIA Merchandise line sales	VIRGINIA Number	VIRGINIA Total sales
Large stores and multiunits—															
Analyzing merchandise line sales, total	29,436	363	...	82,282	960	...	13,868	151	...	1,790	26	...	29,846	376	...
Gasoline	20,098	363	29,436	55,121	960	82,282	9,803	151	13,868	1,196	26	1,790	19,978	376	29,846
Lubricants	1,518	331	27,004	5,794	864	75,024	720	145	13,127	123	26	1,790	1,872	354	28,291
Fuel oil	421	113	7,853	968	233	19,902	717	49	7,401	82	5	544	652	81	7,202
Tires (new and used)	2,431	244	22,781	5,600	651	62,206	562	124	11,392	65	19	1,225	1,542	283	24,823
Tire recapping and vulcanizing	223	44	4,716	332	90	10,328	67	44	3,954	(1)	2	(x)	105	50	4,982
Batteries and accessories	1,665	207	20,329	5,022	684	65,503	730	136	12,781	83	19	1,364	1,552	279	24,768
Household appliances and equipment	488	22	3,715	1,127	85	10,191	155	10	1,364	(1)	1	(x)	191	17	1,787
Services (inc. washing, greasing, etc.)	1,378	211	19,665	3,733	664	61,133	602	120	10,758	125	18	1,371	1,776	246	21,599
Other sales	1,204	...	...	4,585	...	...	512	...	...	116	...	...	2,178	...	...
Not analyzing merchandise line sales	814	10	...	6,216	49	...	300	3	...	...	...	...	389	3	...
Small single unit stores	82,481	2,838	...	261,311	10,283	...	25,865	916	...	15,848	637	...	95,451	3,704	...

Kind of business and merchandise line	WASHINGTON Merchandise line sales	WASHINGTON Number	WASHINGTON Total sales	WEST VIRGINIA Merchandise line sales	WEST VIRGINIA Number	WEST VIRGINIA Total sales	WISCONSIN Merchandise line sales	WISCONSIN Number	WISCONSIN Total sales	WYOMING Merchandise line sales	WYOMING Number	WYOMING Total sales
Large stores and multiunits—												
Analyzing merchandise line sales, total	32,960	350	...	13,765	197	...	33,643	425	...	11,073	117	...
Gasoline	21,317	350	32,960	9,468	197	13,765	23,100	425	33,643	6,993	117	11,073
Lubricants	2,169	331	31,543	859	174	12,146	2,027	405	32,154	625	108	9,982
Fuel oil	1,230	53	7,027	115	44	3,835	1,371	187	16,606	853	57	6,675
Tires (new and used)	1,8[illegible]0	288	26,809	852	149	10,825	1,366	274	22,157	581	89	8,552
Tire recapping and vulcanizing	214	166	14,825	108	37	2,665	117	47	4,024	44	13	1,398
Batteries and accessories	1,968	307	28,729	912	162	11,772	1,106	289	22,352	704	97	9,452
Household appliances and equipment	200	21	2,429	15[illegible]	21	1,679	307	34	4,318	91	8	799
Services (inc. washing, greasing, etc.)	[illegible],191	285	25,2[illegible]6	612	134	9,894	1,189	266	20,332	466	93	8,482
Other sales	1,811	...	...	683	...	...	3,060	...	...	716	...	...
Not analyzing merchandise line sales	640	5	...	119	1	...	785	6	...	480	5	...
Small single unit stores	[illegible],059	3,195	...	50,255	2,000	...	117,727	4,129	...	16,4[illegible]5	513	...

x Withheld to avoid disclosure. [1] Combined with "Other sales."

Table 21E.—MERCHANDISE LINE SALES OF LARGE STORES AND MULTIUNITS—AUTOMOTIVE GROUP AND GASOLINE SERVICE STATIONS—KIND OF BUSINESS, FOR SELECTED STANDARD METROPOLITAN AREAS: 1948

[See text for explanatory material]

Kind of business and merchandise line	Merchandise line sales (Thousand dollars)	Stores reporting merchandise line: Number	Stores reporting merchandise line: Total sales (Thousand dollars)
AKRON, OHIO			
MOTOR VEHICLE (NEW AND USED) DEALERS			
Large stores and multiunits			
Analyzing merchandise line sales, total	[illegible]	[illegible]	...
Passenger cars (new)	[illegible]	[illegible]	[illegible]
Trucks (new)	[illegible]	[illegible]	[illegible]
Passenger cars (used)	[illegible]	[illegible]	[illegible]
Trucks (used)	[illegible]	[illegible]	[illegible]
Parts and accessories	[illegible]	[illegible]	[illegible]
Shop or service labor sales	[illegible]	[illegible]	[illegible]
Farm equipment, implements, machinery (new)	[illegible]	[illegible]	(x)
Farm equipment, implements, machinery (used)	...	...	...
Other farm supplies (allied lines)	...	...	...
Motorcycle parts and supplies	...	...	...
Automobile trailers	[illegible]	[illegible]	(x)
Gasoline and lubricants	[illegible]	[illegible]	[illegible]
Other sales	[illegible]	...	...
Not analyzing merchandise line sales	[illegible]	[illegible]	...
Small single unit stores	[illegible]	[illegible]	...
ALBANY-SCHENECTADY-TROY, N.Y.			
Large stores and multiunits			
Analyzing merchandise line sales, total	[illegible]	[illegible]	...
Passenger cars (new)	[illegible]	[illegible]	[illegible]
Trucks (new)	[illegible]	[illegible]	[illegible]
Passenger cars (used)	[illegible]	[illegible]	[illegible]
Trucks (used)	[illegible]	[illegible]	[illegible]
Parts and accessories	[illegible]	[illegible]	[illegible]
Shop or service labor sales	[illegible]	[illegible]	[illegible]
Farm equipment, implements, machinery (new)	[illegible]	[illegible]	(x)
Farm equipment, implements, machinery (used)	...	...	...
Other farm supplies (allied lines)	...	...	...
Motorcycle parts and supplies	...	...	...
Automobile trailers	[illegible]	[illegible]	(x)
Gasoline and lubricants	[illegible]	[illegible]	[illegible]
Other sales	[illegible]	...	...
Not analyzing merchandise line sales	[illegible]	[illegible]	...
Small single unit stores	[illegible]	[illegible]	...
ALLENTOWN-BETHLEHEM-EASTON, PA.			
Large stores and multiunits			
Analyzing merchandise line sales, total	[illegible]	[illegible]	...
Passenger cars (new)	[illegible]	[illegible]	[illegible]
Trucks (new)	[illegible]	[illegible]	[illegible]
Passenger cars (used)	[illegible]	[illegible]	[illegible]
Trucks (used)	[illegible]	[illegible]	[illegible]
Parts and accessories	[illegible]	[illegible]	[illegible]
Shop or service labor sales	[illegible]	[illegible]	[illegible]
Farm equipment, implements, machinery (new)	[illegible]	[illegible]	(x)
Farm equipment, implements, machinery (used)	[illegible]	[illegible]	(x)
Other farm supplies (allied lines)	...	...	...
Motorcycle parts and supplies	...	...	...
Automobile trailers	...	...	...
Gasoline and lubricants	[illegible]	[illegible]	[illegible]
Other sales	[illegible]	...	...
Not analyzing merchandise line sales	[illegible]	[illegible]	...
Small single unit stores	[illegible]	[illegible]	...
ATLANTA, GA.			
Large stores and multiunits			
Analyzing merchandise line sales, total	[illegible]	[illegible]	...
Passenger cars (new)	[illegible]	[illegible]	[illegible]
Trucks (new)	[illegible]	[illegible]	[illegible]
Passenger cars (used)	[illegible]	[illegible]	[illegible]
Trucks (used)	[illegible]	[illegible]	[illegible]
Parts and accessories	[illegible]	[illegible]	[illegible]
Shop or service labor sales	[illegible]	[illegible]	[illegible]
Farm equipment, implements, machinery (new)	[illegible]	[illegible]	(x)
Farm equipment, implements, machinery (used)	[illegible]	[illegible]	(x)
Other farm supplies (allied lines)	...	...	...
Motorcycle parts and supplies	...	...	...
Automobile trailers	...	...	...
Gasoline and lubricants	[illegible]	[illegible]	[illegible]
Other sales	[illegible]	...	...
Not analyzing merchandise line sales	[illegible]	[illegible]	...
Small single unit stores	[illegible]	[illegible]	...
BALTIMORE, MD.			
Large stores and multiunits			
Analyzing merchandise line sales, total	[illegible]	[illegible]	...
Passenger cars (new)	[illegible]	[illegible]	[illegible]
Trucks (new)	[illegible]	[illegible]	[illegible]
Passenger cars (used)	[illegible]	[illegible]	[illegible]
Trucks (used)	[illegible]	[illegible]	[illegible]
Parts and accessories	[illegible]	[illegible]	[illegible]
Shop or service labor sales	[illegible]	[illegible]	[illegible]
Farm equipment, implements, machinery (new)	[illegible]	[illegible]	(x)
Farm equipment, implements, machinery (used)	[illegible]	[illegible]	(x)
Other farm supplies (allied lines)	...	...	...
Motorcycle parts and supplies	...	...	...
Automobile trailers	[illegible]	[illegible]	(x)
Gasoline and lubricants	[illegible]	[illegible]	[illegible]
Other sales	[illegible]	...	...
Not analyzing merchandise line sales	[illegible]	[illegible]	...
Small single unit stores	[illegible]	[illegible]	...
BIRMINGHAM, ALA.			
Large stores and multiunits			
Analyzing merchandise line sales, total	53,013	41	...
Passenger cars (new)	[illegible]	41	53,013
Trucks (new)	[illegible]	14	[illegible]
Passenger cars (used)	[illegible]	43	52,617
Trucks (used)	[illegible]	17	33,264
Parts and accessories	[illegible]	38	52,268
Shop or service labor sales	[illegible]	42	[illegible]
Farm equipment, implements, machinery (new)	[illegible]	2	(x)
Farm equipment, implements, machinery (used)	[illegible]	1	(x)
Other farm supplies (allied lines)	[illegible]	1	(x)
Motorcycle parts and supplies	...	...	...
Automobile trailers	[illegible]	1	(x)
Gasoline and lubricants	[illegible]	28	[illegible]
Other sales	[illegible]	...	...
Not analyzing merchandise line sales	...	...	...
Small single unit stores	[illegible]	[illegible]	...
BOSTON, MASS.			
Large stores and multiunits			
Analyzing merchandise line sales, total	[illegible]	[illegible]	...
Passenger cars (new)	[illegible]	[illegible]	[illegible]
Trucks (new)	[illegible]	[illegible]	[illegible]
Passenger cars (used)	[illegible]	[illegible]	[illegible]
Trucks (used)	[illegible]	[illegible]	[illegible]
Parts and accessories	[illegible]	[illegible]	[illegible]
Shop or service labor sales	[illegible]	[illegible]	[illegible]
Farm equipment, implements, machinery (new)	[illegible]	[illegible]	(x)
Farm equipment, implements, machinery (used)	[illegible]	[illegible]	(x)
Other farm supplies (allied lines)	...	...	...
Motorcycle parts and supplies	...	...	...
Automobile trailers	[illegible]	[illegible]	(x)
Gasoline and lubricants	[illegible]	[illegible]	[illegible]
Other sales	[illegible]	...	...
Not analyzing merchandise line sales	[illegible]	[illegible]	...
Small single unit stores	[illegible]	[illegible]	...
BRIDGEPORT, CONN.			
Large stores and multiunits			
Analyzing merchandise line sales, total	21,381	30	...
Passenger cars (new)	[illegible]	30	21,381
Trucks (new)	[illegible]	11	9,334
Passenger cars (used)	[illegible]	29	21,263
Trucks (used)	[illegible]	9	[illegible]
Parts and accessories	[illegible]	27	[illegible]
Shop or service labor sales	[illegible]	29	23,391
Farm equipment, implements, machinery (new)	[illegible]	[illegible]	(x)
Farm equipment, implements, machinery (used)	...	...	...
Other farm supplies (allied lines)	...	...	...
Motorcycle parts and supplies	...	...	...
Automobile trailers	...	...	...
Gasoline and lubricants	[illegible]	18	13,483
Other sales	[illegible]	...	...
Not analyzing merchandise line sales	...	...	...
Small single unit stores	88	2	...
BUFFALO, N.Y.			
Large stores and multiunits			
Analyzing merchandise line sales, total	124,946	200	...
Passenger cars (new)	[illegible]	200	124,946
Trucks (new)	[illegible]	88	[illegible]
Passenger cars (used)	[illegible]	189	[illegible]
Trucks (used)	[illegible]	53	[illegible]
Parts and accessories	[illegible]	186	[illegible]
Shop or service labor sales	[illegible]	191	[illegible]
Farm equipment, implements, machinery (new)	[illegible]	8	[illegible]
Farm equipment, implements, machinery (used)	[illegible]	4	(x)
Other farm supplies (allied lines)	...	...	...
Motorcycle parts and supplies	[illegible]	1	(x)
Automobile trailers	[illegible]	1	(x)
Gasoline and lubricants	1,713	129	[illegible]
Other sales	[illegible]	...	...
Not analyzing merchandise line sales	[illegible]	1	...
Small single unit stores	1,660	27	...
CANTON, OHIO			
Large stores and multiunits			
Analyzing merchandise line sales, total	[illegible]	68	...
Passenger cars (new)	[illegible]	68	29,957
Trucks (new)	[illegible]	32	[illegible]
Passenger cars (used)	[illegible]	67	[illegible]
Trucks (used)	[illegible]	28	[illegible]
Parts and accessories	[illegible]	67	[illegible]
Shop or service labor sales	[illegible]	68	[illegible]
Farm equipment, implements, machinery (new)	[illegible]	2	(x)
Farm equipment, implements, machinery (used)	[illegible]	1	(x)
Other farm supplies (allied lines)	[illegible]	1	(x)
Motorcycle parts and supplies	[illegible]	1	(x)
Automobile trailers	...	...	...
Gasoline and lubricants	251	46	20,504
Other sales	163	...	...
Not analyzing merchandise line sales	363	1	...
Small single unit stores	674	13	...
CHARLESTON, W.VA.			
Large stores and multiunits			
Analyzing merchandise line sales, total	[illegible]	62	...
Passenger cars (new)	[illegible]	62	32,083
Trucks (new)	[illegible]	30	[illegible]
Passenger cars (used)	[illegible]	62	32,083
Trucks (used)	[illegible]	26	[illegible]
Parts and accessories	[illegible]	56	[illegible]
Shop or service labor sales	[illegible]	50	[illegible]
Farm equipment, implements, machinery (new)	[illegible]	3	(x)
Farm equipment, implements, machinery (used)	...	...	...
Other farm supplies (allied lines)	...	...	...
Motorcycle parts and supplies	...	...	...
Automobile trailers	...	...	...
Gasoline and lubricants	[illegible]	32	[illegible]
Other sales	[illegible]	...	...
Not analyzing merchandise line sales	...	...	...
Small single unit stores	[illegible]	[illegible]	...
CHATTANOOGA, TENN.			
Large stores and multiunits			
Analyzing merchandise line sales, total	[illegible]	26	...
Passenger cars (new)	[illegible]	26	[illegible]
Trucks (new)	[illegible]	15	[illegible]
Passenger cars (used)	[illegible]	25	[illegible]
Trucks (used)	[illegible]	10	[illegible]
Parts and accessories	[illegible]	23	[illegible]
Shop or service labor sales	[illegible]	24	[illegible]
Farm equipment, implements, machinery (new)	[illegible]	3	(x)
Farm equipment, implements, machinery (used)	[illegible]	3	(x)
Other farm supplies (allied lines)	[illegible]	1	(x)
Motorcycle parts and supplies	...	...	...
Automobile trailers	[illegible]	1	(x)
Gasoline and lubricants	[illegible]	13	[illegible]
Other sales	[illegible]	...	...
Not analyzing merchandise line sales	...	...	...
Small single unit stores	[illegible]	1	...
CHICAGO, ILL.			
Large stores and multiunits			
Analyzing merchandise line sales, total	[illegible]	745	...
Passenger cars (new)	[illegible]	745	[illegible]
Trucks (new)	[illegible]	310	[illegible]
Passenger cars (used)	[illegible]	717	[illegible]
Trucks (used)	[illegible]	216	[illegible]
Parts and accessories	[illegible]	709	[illegible]
Shop or service labor sales	[illegible]	715	[illegible]
Farm equipment, implements, machinery (new)	[illegible]	25	[illegible]
Farm equipment, implements, machinery (used)	[illegible]	3	(x)
Other farm supplies (allied lines)	[illegible]	1	(x)
Motorcycle parts and supplies	[illegible]	1	(x)
Automobile trailers	[illegible]	10	[illegible]
Gasoline and lubricants	4,207	481	[illegible]
Other sales	3,543	...	...
Not analyzing merchandise line sales	3,119	8	...
Small single unit stores	3,298	63	...
CINCINNATI, OHIO			
Large stores and multiunits			
Analyzing merchandise line sales, total	[illegible]	135	...
Passenger cars (new)	[illegible]	135	[illegible]
Trucks (new)	[illegible]	48	[illegible]
Passenger cars (used)	[illegible]	125	[illegible]
Trucks (used)	[illegible]	39	[illegible]
Parts and accessories	[illegible]	127	[illegible]
Shop or service labor sales	[illegible]	127	[illegible]
Farm equipment, implements, machinery (new)	[illegible]	1	(x)
Farm equipment, implements, machinery (used)	...	...	...
Other farm supplies (allied lines)	...	...	...
Motorcycle parts and supplies	...	...	...
Automobile trailers	[illegible]	1	(x)
Gasoline and lubricants	1,299	82	[illegible]
Other sales	705	...	...
Not analyzing merchandise line sales	...	...	...
Small single unit stores	946	11	...
CLEVELAND, OHIO			
Large stores and multiunits			
Analyzing merchandise line sales, total	[illegible]	204	...
Passenger cars (new)	[illegible]	204	[illegible]
Trucks (new)	[illegible]	79	[illegible]
Passenger cars (used)	[illegible]	192	[illegible]
Trucks (used)	[illegible]	57	[illegible]
Parts and accessories	[illegible]	197	[illegible]
Shop or service labor sales	[illegible]	201	[illegible]
Farm equipment, implements, machinery (new)	[illegible]	11	[illegible]
Farm equipment, implements, machinery (used)	[illegible]	4	(x)
Other farm supplies (allied lines)	[illegible]	2	(x)
Motorcycle parts and supplies	[illegible]	1	(x)
Automobile trailers	[illegible]	2	(x)
Gasoline and lubricants	901	143	[illegible]
Other sales	1,264	...	...
Not analyzing merchandise line sales	182	1	...
Small single unit stores	724	15	...
COLUMBUS, OHIO			
Large stores and multiunits			
Analyzing merchandise line sales, total	[illegible]	89	...
Passenger cars (new)	[illegible]	[illegible]	[illegible]
Trucks (new)	[illegible]	[illegible]	[illegible]
Passenger cars (used)	[illegible]	[illegible]	[illegible]
Trucks (used)	[illegible]	[illegible]	[illegible]
Parts and accessories	[illegible]	[illegible]	[illegible]
Shop or service labor sales	[illegible]	[illegible]	[illegible]
Farm equipment, implements, machinery (new)	[illegible]	1	x
Farm equipment, implements, machinery (used)	[illegible]	[illegible]	[illegible]
Other farm supplies (allied lines)	[illegible]	[illegible]	[illegible]
Motorcycle parts and supplies	[illegible]	1	(x)
Automobile trailers	[illegible]	1	[illegible]
Gasoline and lubricants	[illegible]	[illegible]	[illegible]
Other sales	[illegible]	...	...
Not analyzing merchandise line sales	[illegible]	[illegible]	...
Small single unit stores	[illegible]	[illegible]	...
DALLAS, TEX.			
Large stores and multiunits			
Analyzing merchandise line sales, total	[illegible]	44	...
Passenger cars (new)	[illegible]	44	[illegible]
Trucks (new)	[illegible]	22	[illegible]
Passenger cars (used)	[illegible]	43	[illegible]
Trucks (used)	[illegible]	19	[illegible]
Parts and accessories	[illegible]	41	[illegible]
Shop or service labor sales	[illegible]	34	[illegible]
Farm equipment, implements, machinery (new)	[illegible]	1	x
Farm equipment, implements, machinery (used)	...	...	...
Other farm supplies (allied lines)	...	...	...
Motorcycle parts and supplies	[illegible]	1	(x)
Automobile trailers	[illegible]	1	[illegible]
Gasoline and lubricants	[illegible]	14	[illegible]
Other sales	[illegible]	...	...
Not analyzing merchandise line sales	[illegible]	[illegible]	...
Small single unit stores	[illegible]	[illegible]	...
DAVENPORT, IOWA-ROCK ISLAND-MOLINE, ILL.			
Large stores and multiunits			
Analyzing merchandise line sales, total	[illegible]	45	...
Passenger cars (new)	[illegible]	45	[illegible]
Trucks (new)	[illegible]	24	[illegible]
Passenger cars (used)	[illegible]	45	[illegible]
Trucks (used)	[illegible]	20	[illegible]
Parts and accessories	[illegible]	44	[illegible]
Shop or service labor sales	[illegible]	44	[illegible]
Farm equipment, implements, machinery (new)	[illegible]	[illegible]	(x)
Farm equipment, implements, machinery (used)	[illegible]	[illegible]	[illegible]
Other farm supplies (allied lines)	[illegible]	[illegible]	[illegible]
Motorcycle parts and supplies	[illegible]	[illegible]	[illegible]
Automobile trailers	[illegible]	[illegible]	[illegible]
Gasoline and lubricants	[illegible]	23	[illegible]
Other sales	111	...	...
Not analyzing merchandise line sales	[illegible]	[illegible]	...
Small single unit stores	204	5	...
DAYTON, OHIO			
Large stores and multiunits			
Analyzing merchandise line sales, total	[illegible]	61	...
Passenger cars (new)	[illegible]	61	[illegible]
Trucks (new)	[illegible]	31	[illegible]
Passenger cars (used)	[illegible]	58	[illegible]
Trucks (used)	[illegible]	21	[illegible]
Parts and accessories	[illegible]	58	[illegible]
Shop or service labor sales	[illegible]	57	[illegible]
Farm equipment, implements, machinery (new)	[illegible]	1	(x)
Farm equipment, implements, machinery (used)	...	...	...
Other farm supplies (allied lines)	...	...	...
Motorcycle parts and supplies	...	...	...
Automobile trailers	...	...	...
Gasoline and lubricants	[illegible]	42	[illegible]
Other sales	[illegible]	...	...
Not analyzing merchandise line sales	...	...	...
Small single unit stores	406	12	...
DENVER, COLO.			
Large stores and multiunits			
Analyzing merchandise line sales, total	[illegible]	69	...
Passenger cars (new)	[illegible]	69	[illegible]
Trucks (new)	[illegible]	34	[illegible]
Passenger cars (used)	[illegible]	67	[illegible]
Trucks (used)	[illegible]	31	[illegible]
Parts and accessories	[illegible]	65	[illegible]
Shop or service labor sales	[illegible]	65	[illegible]
Farm equipment, implements, machinery (new)	[illegible]	3	(x)
Farm equipment, implements, machinery (used)	...	...	...
Other farm supplies (allied lines)	...	...	...
Motorcycle parts and supplies	...	...	...
Automobile trailers	[illegible]	1	(x)
Gasoline and lubricants	874	47	[illegible]
Other sales	408	...	...
Not analyzing merchandise line sales	...	...	...
Small single unit stores	950	10	...

Table 21E.—MERCHANDISE LINE SALES OF LARGE STORES AND MULTIUNITS—AUTOMOTIVE GROUP AND GASOLINE SERVICE STATIONS—KIND OF BUSINESS, FOR SELECTED STANDARD METROPOLITAN AREAS: 1948—Continued

[See text for explanatory material]

MOTOR VEHICLE (NEW AND USED) DEALERS

Kind of business and merchandise line	DES MOINES, IOWA: Merchandise line sales (Thousand dollars)	Stores reporting merchandise line: Number	Stores reporting merchandise line: Total sales (Thousand dollars)	DETROIT, MICH.: Merchandise line sales (Thousand dollars)	Number	Total sales (Thousand dollars)	DULUTH, MINN.-SUPERIOR, WIS.: Merchandise line sales (Thousand dollars)	Number	Total sales (Thousand dollars)	ERIE, PA.: Merchandise line sales (Thousand dollars)	Number	Total sales (Thousand dollars)	FLINT, MICH.: Merchandise line sales (Thousand dollars)	Number	Total sales (Thousand dollars)
Large stores and multiunits—															
Analyzing merchandise line sales, total	31,138	25	...	487,615	454	...	32,522	77	...	26,004	54	...	34,650	38	...
Passenger cars (new)	12,256	25	31,138	286,074	454	487,615	14,962	77	32,522	14,330	54	26,004	21,816	38	34,650
Trucks (new)	3,434	14	19,382	28,849	207	250,009	2,897	49	20,029	1,832	30	14,698	2,470	21	19,080
Passenger cars (used)	6,115	23	26,611	85,283	427	460,180	5,465	70	31,308	3,918	52	25,663	3,608	33	32,619
Trucks (used)	525	12	14,855	2,646	141	193,663	292	30	12,910	302	24	10,044	349	16	16,494
Parts and accessories	5,833	25	31,138	49,743	446	484,269	4,266	75	32,093	3,158	50	25,191	4,184	33	33,419
Shop or service labor sales	2,284	24	30,978	29,422	435	472,941	2,730	76	32,363	1,763	49	24,402	2,000	35	33,802
Farm equipment, implements, machinery (new)	(1)	1	(x)	527	16	7,728	286	10	5,242	135	5	1,263	(1)	2	(x)
Farm equipment, implements, machinery (used)	(1)	1	(x)	(1)	4	(x)	(1)	3	(x)	77	5	1,355	...	...	...
Other farm supplies (allied lines)	...	...	...	(1)	3	(x)	(1)	[illegible]	(x)	(1)	3	(x)	...	...	...
Motorcycle parts and supplies	(1)	1	(x)	...	...	...	(1)	1	(x)	(1)	2	(x)	...	...	...
Automobile trailers	(1)	1	(x)	32	5	1,901	(1)	1	(x)	(1)	2	(x)	(1)	1	(x)
Gasoline and lubricants	389	19	22,110	3,253	302	340,761	903	56	20,763	410	30	11,953	191	20	22,704
Other sales	302	...	...	1,786	...	...	721	...	...	79	...	...	32	...	...
Not analyzing merchandise line sales	...	...	...	1,459	5	...	...	...	...	229	1	...	...	...	...
Small single unit stores	237	[illegible]	...	1,505	27	...	1,029	17	...	890	13	...	482	9	...

Kind of business and merchandise line	FORT WORTH, TEX.: Merchandise line sales	Number	Total sales	FRESNO, CALIF.: Merchandise line sales	Number	Total sales	GRAND RAPIDS, MICH.: Merchandise line sales	Number	Total sales	HARRISBURG, PA.: Merchandise line sales	Number	Total sales	HARTFORD, CONN.: Merchandise line sales	Number	Total sales
Large stores and multiunits—															
Analyzing merchandise line sales, total	38,436	[illegible]	...	26,541	59	...	[illegible]	43	...	[illegible]	70	...	48,111	57	...
Passenger cars (new)	17,745	[illegible]	[illegible]	11,738	59	26,541	12,063	43	[illegible]	14,523	[illegible]	[illegible]	23,034	57	48,111
Trucks (new)	3,878	12	21,082	3,063	36	13,788	2,697	21	14,725	2,657	37	18,253	3,890	24	24,916
Passenger cars (used)	8,023	25	34,264	3,850	48	19,162	4,279	40	23,976	6,491	69	31,736	8,521	55	47,835
Trucks (used)	[illegible]	11	20,644	380	27	9,299	271	17	13,874	373	31	15,468	393	21	22,937
Parts and accessories	4,941	24	34,433	4,366	56	23,919	3,503	37	24,766	4,675	67	31,567	6,479	54	46,608
Shop or service labor sales	2,423	24	33,400	2,262	54	23,337	1,954	38	24,878	2,704	68	32,625	3,641	55	47,816
Farm equipment, implements, machinery (new)	...	...	...	(1)	4	(x)	(1)	2	(x)	(1)	2	(x)	(1)	1	(x)
Farm equipment, implements, machinery (used)	...	...	...	...	...	...	(1)	1	(x)	...	...	...	...	...	...
Other farm supplies (allied lines)	...	...	...	...	...	...	...	...	...	(1)	1	(x)	...	...	...
Motorcycle parts and supplies	...	...	...	...	...	...	(1)	1	(x)	...	...	...	...	...	...
Automobile trailers	...	...	...	(1)	2	(x)	(1)	1	(x)	(1)	2	(x)	(1)	1	(x)
Gasoline and lubricants	130	7	9,126	353	40	17,384	299	27	18,090	785	57	24,729	1,112	45	38,128
Other sales	249	...	...	529	...	...	443	...	...	586	...	...	1,041	...	...
Not analyzing merchandise line sales	1,307	1	...	...	...	...	104	1	...	...	...	...	647	2	...
Small single unit stores	250	[illegible]	...	471	7	...	837	11	...	772	16	...	336	6	...

Kind of business and merchandise line	HOUSTON, TEX.: Merchandise line sales	Number	Total sales	HUNTINGTON, W.VA.-ASHLAND, KY.: Merchandise line sales	Number	Total sales	INDIANAPOLIS, IND.: Merchandise line sales	Number	Total sales	JACKSONVILLE, FLA.: Merchandise line sales	Number	Total sales	JOHNSTOWN, PA.: Merchandise line sales	Number	Total sales
Large stores and multiunits—															
Analyzing merchandise line sales, total	100,538	82	...	22,898	47	...	78,311	57	...	38,425	21	...	25,093	78	...
Passenger cars (new)	49,507	82	100,538	9,683	47	22,898	39,467	57	78,311	17,932	21	38,425	11,635	78	25,093
Trucks (new)	10,175	43	57,059	2,591	27	14,722	5,665	25	39,725	5,019	9	22,435	2,443	36	12,581
Passenger cars (used)	16,270	77	93,037	5,072	47	22,898	15,690	54	75,097	5,471	16	27,952	4,707	76	24,835
Trucks (used)	1,093	33	49,733	610	22	13,306	738	23	37,334	275	6	12,815	278	32	12,282
Parts and accessories	13,712	70	93,018	2,651	46	22,666	10,416	54	76,491	6,217	21	38,425	3,214	76	25,071
Shop or service labor sales	8,410	72	94,571	1,477	47	22,898	4,987	52	75,685	2,885	21	38,425	1,773	76	25,071
Farm equipment, implements, machinery (new)	(1)	2	(x)	213	6	3,403	...	...	...	...	...	...	(1)	3	(x)
Farm equipment, implements, machinery (used)	...	...	...	(1)	1	(x)	...	...	...	...	...	...	(1)	1	(x)
Other farm supplies (allied lines)	...	...	...	...	...	...	...	...	...	...	...	...	(1)	1	(x)
Motorcycle parts and supplies	...	...	...	...	...	...	(1)	1	(x)	...	...	...	(1)	1	(x)
Automobile trailers	(1)	1	(x)	(1)	1	(x)	(1)	1	(x)	...	...	...	(1)	4	(x)
Gasoline and lubricants	273	40	49,657	367	31	15,425	337	29	45,785	225	13	26,475	535	60	16,257
Other sales	1,098	...	...	234	...	...	1,011	...	...	401	...	...	508	...	...
Not analyzing merchandise line sales	926	2	...	...	...	...	109	1	...	...	...	...	...	...	...
Small single unit stores	534	10	...	272	7	...	309	8	...	...	...	...	2,008	32	...

Kind of business and merchandise line	KANSAS CITY, MO.: Merchandise line sales	Number	Total sales	KNOXVILLE, TENN.: Merchandise line sales	Number	Total sales	LANCASTER, PA.: Merchandise line sales	Number	Total sales	LOS ANGELES, CALIF.: Merchandise line sales	Number	Total sales	LOUISVILLE, KY.: Merchandise line sales	Number	Total sales
Large stores and multiunits—															
Analyzing merchandise line sales, total	115,672	132	...	25,052	34	...	26,959	91	...	552,695	648	...	71,054	62	...
Passenger cars (new)	51,461	132	115,672	10,537	34	25,052	10,895	91	26,959	295,578	648	552,695	29,140	62	71,054
Trucks (new)	9,859	64	64,803	2,581	15	14,863	2,051	34	12,667	32,733	283	269,910	7,048	30	43,924
Passenger cars (used)	32,075	131	114,508	4,637	32	23,760	6,307	87	26,116	99,296	585	494,746	20,009	57	66,534
Trucks (used)	1,323	55	60,036	380	15	14,582	436	31	11,948	3,780	221	225,095	1,628	28	42,100
Parts and accessories	12,195	125	111,282	3,400	34	25,052	3,401	85	26,120	65,413	621	533,887	7,241	61	69,967
Shop or service labor sales	8,145	126	113,267	1,778	34	25,052	2,090	85	26,383	46,066	621	534,897	4,099	60	69,927
Farm equipment, implements, machinery (new)	(1)	3	(x)	(1)	2	(x)	363	8	3,153	322	12	5,157	787	5	4,279
Farm equipment, implements, machinery (used)	(1)	1	(x)	...	...	...	(1)	4	(x)	586	5	1,915	...	...	...
Other farm supplies (allied lines)	(1)	1	(x)	...	...	...	(1)	1	(x)	(1)	3	(x)	(1)	3	(x)
Motorcycle parts and supplies	...	...	...	...	...	...	...	...	...	65	6	1,619	(1)	1	(x)
Automobile trailers	(1)	1	(x)	...	...	...	(1)	2	(x)	167	8	11,977	(1)	1	(x)
Gasoline and lubricants	511	69	58,408	425	22	16,872	742	67	21,364	3,799	435	362,371	327	40	46,867
Other sales	103	...	...	1,314	...	...	674	...	...	4,890	...	...	775	...	...
Not analyzing merchandise line sales	560	1	...	...	...	...	...	...	...	5,962	9	...	...	...	...
Small single unit stores	1,352	12	...	168	2	...	86	1	...	1,190	29	...	217	5	...

See footnotes at end of table.

Table 21E.—MERCHANDISE LINE SALES OF LARGE STORES AND MULTIUNITS—AUTOMOTIVE GROUP AND GASOLINE SERVICE STATIONS—KIND OF BUSINESS, FOR SELECTED STANDARD METROPOLITAN AREAS: 1948—Continued

[See text for explanatory material]

Kind of business and merchandise line	Merchandise line sales (Thousand dollars)	Stores reporting merchandise line: Number	Stores reporting merchandise line: Total sales (Thousand dollars)
MOTOR VEHICLE (NEW AND USED) DEALERS			
DENVER, COLO.			
Large stores and multiunits			
Analyzing merchandise line sales, total	[illegible]	[illegible]	...
Passenger cars (new)	[illegible]	[illegible]	...
Trucks (new)	[illegible]	[illegible]	...
Passenger cars (used)	[illegible]	[illegible]	...
Trucks (used)	[illegible]	[illegible]	...
Parts and accessories	[illegible]	[illegible]	...
Shop or service labor sales	[illegible]	[illegible]	...
Farm equipment, implements, machinery (new)	...	...	...
Farm equipment, implements, machinery (used)	...	...	...
Other farm supplies (allied lines)	...	...	...
Motorcycle parts and supplies	[illegible]	[illegible]	(x)
Automobile trailers	[illegible]	[illegible]	(x)
Gasoline and lubricants	[illegible]	[illegible]	[illegible]
Other sales	[illegible]	...	...
Not analyzing merchandise line sales	[illegible]	[illegible]	...
Small single unit stores	[illegible]	[illegible]	...
DETROIT, MICH.			
Large stores and multiunits			
Analyzing merchandise line sales, total	[illegible]	[illegible]	...
Passenger cars (new)	[illegible]	[illegible]	[illegible]
Trucks (new)	[illegible]	[illegible]	[illegible]
Passenger cars (used)	[illegible]	[illegible]	[illegible]
Trucks (used)	[illegible]	[illegible]	[illegible]
Parts and accessories	[illegible]	[illegible]	[illegible]
Shop or service labor sales	[illegible]	[illegible]	[illegible]
Farm equipment, implements, machinery (new)	[illegible]	[illegible]	[illegible]
Farm equipment, implements, machinery (used)	[illegible]	[illegible]	[illegible]
Other farm supplies (allied lines)	[illegible]	[illegible]	[illegible]
Motorcycle parts and supplies	[illegible]	[illegible]	[illegible]
Automobile trailers	[illegible]	[illegible]	[illegible]
Gasoline and lubricants	[illegible]	[illegible]	[illegible]
Other sales	[illegible]	[illegible]	[illegible]
Not analyzing merchandise line sales	[illegible]	[illegible]	[illegible]
Small single unit stores	[illegible]	[illegible]	[illegible]
MILWAUKEE, WIS.			
Large stores and multiunits			
Analyzing merchandise line sales, total	[illegible]	[illegible]	...
Passenger cars (new)	[illegible]	[illegible]	[illegible]
Trucks (new)	[illegible]	[illegible]	[illegible]
Passenger cars (used)	[illegible]	[illegible]	[illegible]
Trucks (used)	[illegible]	[illegible]	[illegible]
Parts and accessories	[illegible]	[illegible]	[illegible]
Shop or service labor sales	[illegible]	[illegible]	[illegible]
Farm equipment, implements, machinery (new)	[illegible]	[illegible]	[illegible]
Farm equipment, implements, machinery (used)	[illegible]	[illegible]	[illegible]
Other farm supplies (allied lines)	[illegible]	[illegible]	[illegible]
Motorcycle parts and supplies	[illegible]	[illegible]	[illegible]
Automobile trailers	[illegible]	[illegible]	[illegible]
Gasoline and lubricants	[illegible]	[illegible]	[illegible]
Other sales	[illegible]	[illegible]	[illegible]
Not analyzing merchandise line sales	[illegible]	[illegible]	[illegible]
Small single unit stores	[illegible]	[illegible]	[illegible]
MINNEAPOLIS-ST. PAUL, MINN.			
Large stores and multiunits			
Analyzing merchandise line sales, total	[illegible]	[illegible]	...
Passenger cars (new)	[illegible]	[illegible]	[illegible]
Trucks (new)	[illegible]	[illegible]	[illegible]
Passenger cars (used)	[illegible]	[illegible]	[illegible]
Trucks (used)	[illegible]	[illegible]	[illegible]
Parts and accessories	[illegible]	[illegible]	[illegible]
Shop or service labor sales	[illegible]	[illegible]	[illegible]
Farm equipment, implements, machinery (new)	[illegible]	[illegible]	[illegible]
Farm equipment, implements, machinery (used)	[illegible]	[illegible]	[illegible]
Other farm supplies (allied lines)	[illegible]	[illegible]	[illegible]
Motorcycle parts and supplies	[illegible]	[illegible]	[illegible]
Automobile trailers	[illegible]	[illegible]	[illegible]
Gasoline and lubricants	[illegible]	[illegible]	[illegible]
Other sales	[illegible]	[illegible]	[illegible]
Not analyzing merchandise line sales	[illegible]	[illegible]	[illegible]
Small single unit stores	[illegible]	[illegible]	[illegible]
MOBILE, ALA.			
Large stores and multiunits			
Analyzing merchandise line sales, total	[illegible]	[illegible]	...
Passenger cars (new)	[illegible]	[illegible]	[illegible]
Trucks (new)	[illegible]	[illegible]	[illegible]
Passenger cars (used)	[illegible]	[illegible]	[illegible]
Trucks (used)	[illegible]	[illegible]	[illegible]
Parts and accessories	[illegible]	[illegible]	[illegible]
Shop or service labor sales	[illegible]	[illegible]	[illegible]
Farm equipment, implements, machinery (new)	[illegible]	[illegible]	[illegible]
Farm equipment, implements, machinery (used)	[illegible]	[illegible]	[illegible]
Other farm supplies (allied lines)	[illegible]	[illegible]	[illegible]
Motorcycle parts and supplies	[illegible]	[illegible]	[illegible]
Automobile trailers	[illegible]	[illegible]	[illegible]
Gasoline and lubricants	[illegible]	[illegible]	[illegible]
Other sales	[illegible]	[illegible]	[illegible]
Not analyzing merchandise line sales	[illegible]	[illegible]	[illegible]
Small single unit stores	[illegible]	[illegible]	[illegible]
NASHVILLE, TENN.			
Large stores and multiunits			
Analyzing merchandise line sales, total	[illegible]	[illegible]	...
Passenger cars (new)	[illegible]	[illegible]	[illegible]
Trucks (new)	[illegible]	[illegible]	[illegible]
Passenger cars (used)	[illegible]	[illegible]	[illegible]
Trucks (used)	[illegible]	[illegible]	[illegible]
Parts and accessories	[illegible]	[illegible]	[illegible]
Shop or service labor sales	[illegible]	[illegible]	[illegible]
Farm equipment, implements, machinery (new)	[illegible]	[illegible]	[illegible]
Farm equipment, implements, machinery (used)	[illegible]	[illegible]	[illegible]
Other farm supplies (allied lines)	[illegible]	[illegible]	[illegible]
Motorcycle parts and supplies	[illegible]	[illegible]	[illegible]
Automobile trailers	[illegible]	[illegible]	[illegible]
Gasoline and lubricants	[illegible]	[illegible]	[illegible]
Other sales	[illegible]	[illegible]	[illegible]
Not analyzing merchandise line sales	[illegible]	[illegible]	[illegible]
Small single unit stores	[illegible]	[illegible]	[illegible]
NEW HAVEN, CONN.			
Large stores and multiunits			
Analyzing merchandise line sales, total	[illegible]	[illegible]	...
Passenger cars (new)	[illegible]	[illegible]	[illegible]
Trucks (new)	[illegible]	[illegible]	[illegible]
Passenger cars (used)	[illegible]	[illegible]	[illegible]
Trucks (used)	[illegible]	[illegible]	[illegible]
Parts and accessories	[illegible]	[illegible]	[illegible]
Shop or service labor sales	[illegible]	[illegible]	[illegible]
Farm equipment, implements, machinery (new)	[illegible]	[illegible]	[illegible]
Farm equipment, implements, machinery (used)	[illegible]	[illegible]	[illegible]
Other farm supplies (allied lines)	[illegible]	[illegible]	[illegible]
Motorcycle parts and supplies	[illegible]	[illegible]	[illegible]
Automobile trailers	[illegible]	[illegible]	[illegible]
Gasoline and lubricants	[illegible]	[illegible]	[illegible]
Other sales	[illegible]	[illegible]	[illegible]
Not analyzing merchandise line sales	[illegible]	[illegible]	[illegible]
Small single unit stores	[illegible]	[illegible]	[illegible]
NEW ORLEANS, LA.			
Large stores and multiunits			
Analyzing merchandise line sales, total	[illegible]	[illegible]	...
Passenger cars (new)	[illegible]	[illegible]	[illegible]
Trucks (new)	[illegible]	[illegible]	[illegible]
Passenger cars (used)	[illegible]	[illegible]	[illegible]
Trucks (used)	[illegible]	[illegible]	[illegible]
Parts and accessories	[illegible]	[illegible]	[illegible]
Shop or service labor sales	[illegible]	[illegible]	[illegible]
Farm equipment, implements, machinery (new)	[illegible]	[illegible]	[illegible]
Farm equipment, implements, machinery (used)	[illegible]	[illegible]	[illegible]
Other farm supplies (allied lines)	[illegible]	[illegible]	[illegible]
Motorcycle parts and supplies	[illegible]	[illegible]	[illegible]
Automobile trailers	[illegible]	[illegible]	[illegible]
Gasoline and lubricants	[illegible]	[illegible]	[illegible]
Other sales	[illegible]	[illegible]	[illegible]
Not analyzing merchandise line sales	[illegible]	[illegible]	[illegible]
Small single unit stores	[illegible]	[illegible]	[illegible]
NEW YORK-NORTHEASTERN NEW JERSEY			
Large stores and multiunits			
Analyzing merchandise line sales, total	[illegible]	[illegible]	...
Passenger cars (new)	[illegible]	[illegible]	[illegible]
Trucks (new)	[illegible]	[illegible]	[illegible]
Passenger cars (used)	[illegible]	[illegible]	[illegible]
Trucks (used)	[illegible]	[illegible]	[illegible]
Parts and accessories	[illegible]	[illegible]	[illegible]
Shop or service labor sales	[illegible]	[illegible]	[illegible]
Farm equipment, implements, machinery (new)	[illegible]	[illegible]	[illegible]
Farm equipment, implements, machinery (used)	[illegible]	[illegible]	[illegible]
Other farm supplies (allied lines)	[illegible]	[illegible]	[illegible]
Motorcycle parts and supplies	[illegible]	[illegible]	[illegible]
Automobile trailers	[illegible]	[illegible]	[illegible]
Gasoline and lubricants	[illegible]	[illegible]	[illegible]
Other sales	[illegible]	[illegible]	[illegible]
Not analyzing merchandise line sales	[illegible]	[illegible]	[illegible]
Small single unit stores	[illegible]	[illegible]	[illegible]
NORFOLK-PORTSMOUTH, VA.			
Large stores and multiunits			
Analyzing merchandise line sales, total	[illegible]	[illegible]	...
Passenger cars (new)	[illegible]	[illegible]	[illegible]
Trucks (new)	[illegible]	[illegible]	[illegible]
Passenger cars (used)	[illegible]	[illegible]	[illegible]
Trucks (used)	[illegible]	[illegible]	[illegible]
Parts and accessories	[illegible]	[illegible]	[illegible]
Shop or service labor sales	[illegible]	[illegible]	[illegible]
Farm equipment, implements, machinery (new)	[illegible]	[illegible]	[illegible]
Farm equipment, implements, machinery (used)	[illegible]	[illegible]	[illegible]
Other farm supplies (allied lines)	[illegible]	[illegible]	[illegible]
Motorcycle parts and supplies	[illegible]	[illegible]	[illegible]
Automobile trailers	[illegible]	[illegible]	[illegible]
Gasoline and lubricants	[illegible]	[illegible]	[illegible]
Other sales	[illegible]	[illegible]	[illegible]
Not analyzing merchandise line sales	[illegible]	[illegible]	[illegible]
Small single unit stores	[illegible]	[illegible]	[illegible]
OKLAHOMA CITY, OKLA.			
Large stores and multiunits			
Analyzing merchandise line sales, total	[illegible]	[illegible]	...
Passenger cars (new)	[illegible]	[illegible]	[illegible]
Trucks (new)	[illegible]	[illegible]	[illegible]
Passenger cars (used)	[illegible]	[illegible]	[illegible]
Trucks (used)	[illegible]	[illegible]	[illegible]
Parts and accessories	[illegible]	[illegible]	[illegible]
Shop or service labor sales	[illegible]	[illegible]	[illegible]
Farm equipment, implements, machinery (new)	[illegible]	[illegible]	[illegible]
Farm equipment, implements, machinery (used)	[illegible]	[illegible]	[illegible]
Other farm supplies (allied lines)	[illegible]	[illegible]	[illegible]
Motorcycle parts and supplies	[illegible]	[illegible]	[illegible]
Automobile trailers	[illegible]	[illegible]	[illegible]
Gasoline and lubricants	[illegible]	[illegible]	[illegible]
Other sales	[illegible]	[illegible]	[illegible]
Not analyzing merchandise line sales	[illegible]	[illegible]	[illegible]
Small single unit stores	[illegible]	[illegible]	[illegible]
OMAHA, NEBR.			
Large stores and multiunits			
Analyzing merchandise line sales, total	[illegible]	[illegible]	...
Passenger cars (new)	[illegible]	[illegible]	[illegible]
Trucks (new)	[illegible]	[illegible]	[illegible]
Passenger cars (used)	[illegible]	[illegible]	[illegible]
Trucks (used)	[illegible]	[illegible]	[illegible]
Parts and accessories	[illegible]	[illegible]	[illegible]
Shop or service labor sales	[illegible]	[illegible]	[illegible]
Farm equipment, implements, machinery (new)	[illegible]	[illegible]	[illegible]
Farm equipment, implements, machinery (used)	[illegible]	[illegible]	[illegible]
Other farm supplies (allied lines)	[illegible]	[illegible]	[illegible]
Motorcycle parts and supplies	[illegible]	[illegible]	[illegible]
Automobile trailers	[illegible]	[illegible]	[illegible]
Gasoline and lubricants	[illegible]	[illegible]	[illegible]
Other sales	[illegible]	[illegible]	[illegible]
Not analyzing merchandise line sales	[illegible]	[illegible]	[illegible]
Small single unit stores	[illegible]	[illegible]	[illegible]
PEORIA, ILL.			
Large stores and multiunits			
Analyzing merchandise line sales, total	[illegible]	[illegible]	...
Passenger cars (new)	[illegible]	[illegible]	[illegible]
Trucks (new)	[illegible]	[illegible]	[illegible]
Passenger cars (used)	[illegible]	[illegible]	[illegible]
Trucks (used)	[illegible]	[illegible]	[illegible]
Parts and accessories	[illegible]	[illegible]	[illegible]
Shop or service labor sales	[illegible]	[illegible]	[illegible]
Farm equipment, implements, machinery (new)	[illegible]	[illegible]	[illegible]
Farm equipment, implements, machinery (used)	[illegible]	[illegible]	[illegible]
Other farm supplies (allied lines)	[illegible]	[illegible]	[illegible]
Motorcycle parts and supplies	[illegible]	[illegible]	[illegible]
Automobile trailers	[illegible]	[illegible]	[illegible]
Gasoline and lubricants	[illegible]	[illegible]	[illegible]
Other sales	[illegible]	[illegible]	[illegible]
Not analyzing merchandise line sales	[illegible]	[illegible]	[illegible]
Small single unit stores	[illegible]	[illegible]	[illegible]
PHILADELPHIA, PA.			
Large stores and multiunits			
Analyzing merchandise line sales, total	[illegible]	[illegible]	...
Passenger cars (new)	[illegible]	[illegible]	[illegible]
Trucks (new)	[illegible]	[illegible]	[illegible]
Passenger cars (used)	[illegible]	[illegible]	[illegible]
Trucks (used)	[illegible]	[illegible]	[illegible]
Parts and accessories	[illegible]	[illegible]	[illegible]
Shop or service labor sales	[illegible]	[illegible]	[illegible]
Farm equipment, implements, machinery (new)	[illegible]	[illegible]	[illegible]
Farm equipment, implements, machinery (used)	[illegible]	[illegible]	[illegible]
Other farm supplies (allied lines)	[illegible]	[illegible]	[illegible]
Motorcycle parts and supplies	[illegible]	[illegible]	[illegible]
Automobile trailers	[illegible]	[illegible]	[illegible]
Gasoline and lubricants	[illegible]	[illegible]	[illegible]
Other sales	[illegible]	[illegible]	[illegible]
Not analyzing merchandise line sales	[illegible]	[illegible]	[illegible]
Small single unit stores	[illegible]	[illegible]	[illegible]
PHOENIX, ARIZ.			
Large stores and multiunits			
Analyzing merchandise line sales, total	[illegible]	[illegible]	...
Passenger cars (new)	[illegible]	[illegible]	[illegible]
Trucks (new)	[illegible]	[illegible]	[illegible]
Passenger cars (used)	[illegible]	[illegible]	[illegible]
Trucks (used)	[illegible]	[illegible]	[illegible]
Parts and accessories	[illegible]	[illegible]	[illegible]
Shop or service labor sales	[illegible]	[illegible]	[illegible]
Farm equipment, implements, machinery (new)	[illegible]	[illegible]	[illegible]
Farm equipment, implements, machinery (used)	[illegible]	[illegible]	[illegible]
Other farm supplies (allied lines)	[illegible]	[illegible]	[illegible]
Motorcycle parts and supplies	[illegible]	[illegible]	[illegible]
Automobile trailers	[illegible]	[illegible]	[illegible]
Gasoline and lubricants	[illegible]	[illegible]	[illegible]
Other sales	[illegible]	[illegible]	[illegible]
Not analyzing merchandise line sales	[illegible]	[illegible]	[illegible]
Small single unit stores	[illegible]	[illegible]	[illegible]
PITTSBURGH, PA.			
Large stores and multiunits			
Analyzing merchandise line sales, total	[illegible]	[illegible]	...
Passenger cars (new)	[illegible]	[illegible]	[illegible]
Trucks (new)	[illegible]	[illegible]	[illegible]
Passenger cars (used)	[illegible]	[illegible]	[illegible]
Trucks (used)	[illegible]	[illegible]	[illegible]
Parts and accessories	[illegible]	[illegible]	[illegible]
Shop or service labor sales	[illegible]	[illegible]	[illegible]
Farm equipment, implements, machinery (new)	[illegible]	[illegible]	[illegible]
Farm equipment, implements, machinery (used)	[illegible]	[illegible]	[illegible]
Other farm supplies (allied lines)	[illegible]	[illegible]	[illegible]
Motorcycle parts and supplies	[illegible]	[illegible]	[illegible]
Automobile trailers	[illegible]	[illegible]	[illegible]
Gasoline and lubricants	[illegible]	[illegible]	[illegible]
Other sales	[illegible]	[illegible]	[illegible]
Not analyzing merchandise line sales	[illegible]	[illegible]	[illegible]
Small single unit stores	[illegible]	[illegible]	[illegible]
PORTLAND, OREG.			
Large stores and multiunits			
Analyzing merchandise line sales, total	[illegible]	[illegible]	...
Passenger cars (new)	[illegible]	[illegible]	[illegible]
Trucks (new)	[illegible]	[illegible]	[illegible]
Passenger cars (used)	[illegible]	[illegible]	[illegible]
Trucks (used)	[illegible]	[illegible]	[illegible]
Parts and accessories	[illegible]	[illegible]	[illegible]
Shop or service labor sales	[illegible]	[illegible]	[illegible]
Farm equipment, implements, machinery (new)	[illegible]	[illegible]	[illegible]
Farm equipment, implements, machinery (used)	[illegible]	[illegible]	[illegible]
Other farm supplies (allied lines)	[illegible]	[illegible]	[illegible]
Motorcycle parts and supplies	[illegible]	[illegible]	[illegible]
Automobile trailers	[illegible]	[illegible]	[illegible]
Gasoline and lubricants	[illegible]	[illegible]	[illegible]
Other sales	[illegible]	[illegible]	[illegible]
Not analyzing merchandise line sales	[illegible]	[illegible]	[illegible]
Small single unit stores	[illegible]	[illegible]	[illegible]
PROVIDENCE, R.I.			
Large stores and multiunits			
Analyzing merchandise line sales, total	[illegible]	[illegible]	...
Passenger cars (new)	[illegible]	[illegible]	[illegible]
Trucks (new)	[illegible]	[illegible]	[illegible]
Passenger cars (used)	[illegible]	[illegible]	[illegible]
Trucks (used)	[illegible]	[illegible]	[illegible]
Parts and accessories	[illegible]	[illegible]	[illegible]
Shop or service labor sales	[illegible]	[illegible]	[illegible]
Farm equipment, implements, machinery (new)	[illegible]	[illegible]	[illegible]
Farm equipment, implements, machinery (used)	[illegible]	[illegible]	[illegible]
Other farm supplies (allied lines)	[illegible]	[illegible]	[illegible]
Motorcycle parts and supplies	[illegible]	[illegible]	[illegible]
Automobile trailers	[illegible]	[illegible]	[illegible]
Gasoline and lubricants	[illegible]	[illegible]	[illegible]
Other sales	[illegible]	[illegible]	[illegible]
Not analyzing merchandise line sales	[illegible]	[illegible]	[illegible]
Small single unit stores	[illegible]	[illegible]	[illegible]
READING, PA.			
Large stores and multiunits			
Analyzing merchandise line sales, total	[illegible]	[illegible]	...
Passenger cars (new)	[illegible]	[illegible]	[illegible]
Trucks (new)	[illegible]	[illegible]	[illegible]
Passenger cars (used)	[illegible]	[illegible]	[illegible]
Trucks (used)	[illegible]	[illegible]	[illegible]
Parts and accessories	[illegible]	[illegible]	[illegible]
Shop or service labor sales	[illegible]	[illegible]	[illegible]
Farm equipment, implements, machinery (new)	[illegible]	[illegible]	[illegible]
Farm equipment, implements, machinery (used)	[illegible]	[illegible]	[illegible]
Other farm supplies (allied lines)	[illegible]	[illegible]	[illegible]
Motorcycle parts and supplies	[illegible]	[illegible]	[illegible]
Automobile trailers	[illegible]	[illegible]	[illegible]
Gasoline and lubricants	[illegible]	[illegible]	[illegible]
Other sales	[illegible]	[illegible]	[illegible]
Not analyzing merchandise line sales	[illegible]	[illegible]	[illegible]
Small single unit stores	[illegible]	[illegible]	[illegible]
ROCHESTER, N.Y.			
Large stores and multiunits			
Analyzing merchandise line sales, total	[illegible]	[illegible]	...
Passenger cars (new)	[illegible]	[illegible]	[illegible]
Trucks (new)	[illegible]	[illegible]	[illegible]
Passenger cars (used)	[illegible]	[illegible]	[illegible]
Trucks (used)	[illegible]	[illegible]	[illegible]
Parts and accessories	[illegible]	[illegible]	[illegible]
Shop or service labor sales	[illegible]	[illegible]	[illegible]
Farm equipment, implements, machinery (new)	[illegible]	[illegible]	[illegible]
Farm equipment, implements, machinery (used)	[illegible]	[illegible]	[illegible]
Other farm supplies (allied lines)	[illegible]	[illegible]	[illegible]
Motorcycle parts and supplies	[illegible]	[illegible]	[illegible]
Automobile trailers	[illegible]	[illegible]	[illegible]
Gasoline and lubricants	[illegible]	[illegible]	[illegible]
Other sales	[illegible]	[illegible]	[illegible]
Not analyzing merchandise line sales	[illegible]	[illegible]	[illegible]
Small single unit stores	[illegible]	[illegible]	[illegible]

Table 21E.—MERCHANDISE LINE SALES OF LARGE STORES AND MULTIUNITS—AUTOMOTIVE GROUP AND GASOLINE SERVICE STATIONS—KIND OF BUSINESS, FOR SELECTED STANDARD METROPOLITAN AREAS: 1948—Continued

[See text for explanatory material]

Kind of business and merchandise line	Merchandise line sales (Thousand dollars)	Stores reporting merchandise line: Number	Stores reporting merchandise line: Total sales (Thousand dollars)	Merchandise line sales (Thousand dollars)	Stores reporting merchandise line: Number	Stores reporting merchandise line: Total sales (Thousand dollars)	Merchandise line sales (Thousand dollars)	Stores reporting merchandise line: Number	Stores reporting merchandise line: Total sales (Thousand dollars)	Merchandise line sales (Thousand dollars)	Stores reporting merchandise line: Number	Stores reporting merchandise line: Total sales (Thousand dollars)	Merchandise line sales (Thousand dollars)	Stores reporting merchandise line: Number	Stores reporting merchandise line: Total sales (Thousand dollars)
MOTOR VEHICLE (NEW AND USED) DEALERS	SACRAMENTO, CALIF.			ST. LOUIS, MO.			SALT LAKE CITY, UTAH			SAN ANTONIO, TEX.			SAN BERNARDINO, CALIF.		
Large stores and multiunits—															
Analyzing merchandise line sales, total	30,250	29	...	185,680	252	...	29,157	38	...	42,461	27	...	25,577	64	...
Passenger cars (new)	14,368	29	30,250	92,999	252	185,680	13,743	38	29,157	20,651	27	42,461	11,403	64	25,577
Trucks (new)	3,138	16	14,484	15,673	118	100,720	3,071	20	19,638	4,231	10	21,580	2,038	33	14,682
Passenger cars (used)	4,623	29	30,250	39,940	236	177,322	4,263	38	29,157	6,347	27	42,461	4,625	57	22,510
Trucks (used)	356	15	14,399	2,598	98	92,731	403	20	17,189	274	11	21,705	330	27	13,499
Parts and accessories	5,181	29	30,250	18,777	236	181,929	4,607	35	28,930	7,410	23	41,915	3,824	62	25,295
Shop or service labor sales	2,256	29	30,250	12,528	234	181,301	2,068	36	26,499	3,363	23	41,915	2,329	60	25,006
Farm equipment, implements, machinery (new)	...	...	...	978	16	4,685	...	...	...	...	...	...	144	5	2,160
Farm equipment, implements, machinery (used)	...	...	...	111	7	1,778	...	...	...	...	...	...	(1)	3	(x)
Other farm supplies (allied lines)	...	...	...	(1)	3	(x)	...	...	...	...	...	...	(1)	2	(x)
Motorcycle,parts and supplies	...	...	...	(1)	4	(x)	...	...	...	...	...	...	(1)	3	(x)
Automobile trailers	...	...	...	(1)	1	(x)	(1)	1	(x)	...	...	...	(1)	1	(x)
Gasoline and lubricants	218	20	20,443	1,013	130	92,239	296	24	19,467	149	16	27,878	503	43	17,923
Other sales	110	...	...	1,063	...	...	706	...	...	36	...	...	381	...	...
Not analyzing merchandise line sales	2,251	1	...	3,297	9	...	...	...	...	...	...	...	815	3	...
Small single unit stores	580	8	...	1,165	24	...	265	3	...	214	6	...	548	8	...
	SAN DIEGO, CALIF.			SAN FRANCISCO-OAKLAND, CALIF.			SAN JOSE, CALIF.			SCRANTON, PA.			SEATTLE, WASH.		
Large stores and multiunits—															
Analyzing merchandise line sales, total	60,053	79	...	247,774	298	...	30,345	60	...	16,403	36	...	88,435	91	...
Passenger cars (new)	29,012	79	60,053	126,581	298	247,774	14,704	60	30,345	8,865	36	16,403	46,698	91	88,435
Trucks (new)	4,112	36	34,751	16,128	132	117,042	2,070	28	14,668	1,633	14	8,324	5,874	50	44,725
Passenger cars (used)	12,262	74	58,681	45,616	279	235,544	4,642	57	27,518	1,874	34	16,211	11,747	90	88,054
Trucks (used)	971	34	34,742	1,288	93	91,725	297	25	11,480	89	11	7,412	787	42	42,466
Parts and accessories	7,596	75	58,974	32,888	283	241,483	4,122	56	29,819	2,354	32	15,967	13,835	89	87,825
Shop or service labor sales	5,109	74	58,648	20,278	280	235,182	3,302	57	28,259	1,204	29	15,598	6,968	88	87,077
Farm equipment, implements, machinery (new)	(1)	3	(x)	369	6	6,769	321	6	1,747	...	...	...	246	5	1,467
Farm equipment, implements, machinery (used)	(1)	2	(x)	...	...	...	(1)	1	(x)	...	...	...	(1)	2	(x)
Other farm supplies (allied lines)	...	...	...	...	...	...	(1)	2	(x)	...	...	...	...	...	...
Motorcycle,parts and supplies	(1)	3	(x)	...	...	...	...	...	...	...	...	...	...	...	...
Automobile trailers	(1)	3	(x)	14	6	14,772	(1)	1	(x)	...	...	...	...	...	...
Gasoline and lubricants	706	51	42,268	1,839	201	176,738	490	47	24,940	220	18	8,836	686	65	68,407
Other sales	285	...	...	2,773	...	...	397	...	...	164	...	...	1,594	...	...
Not analyzing merchandise line sales	77	1	...	798	4	...	...	...	...	150	1	...	1,295	1	...
Small single unit stores	314	7	...	1,315	24	...	420	7	...	839	16	...	1,020	17	...
	SOUTH BEND, IND.			SPOKANE, WASH.			SPRINGFIELD-HOLYOKE, MASS.			STOCKTON, CALIF.			SYRACUSE, N.Y.		
Large stores and multiunits—															
Analyzing merchandise line sales, total	27,939	33	...	32,364	23	...	43,050	94	...	26,066	42	...	34,258	50	...
Passenger cars (new)	15,483	33	27,939	13,909	23	32,364	21,121	94	43,050	9,795	42	26,066	18,482	50	34,258
Trucks (new)	2,638	14	13,311	4,007	11	13,940	2,602	41	19,653	3,835	20	15,201	2,459	21	14,939
Passenger cars (used)	4,780	27	24,255	6,975	22	31,348	9,320	91	41,193	4,183	38	22,700	6,507	47	33,777
Trucks (used)	174	13	13,853	425	10	12,924	366	36	17,964	637	17	13,552	250	20	14,698
Parts and accessories	2,722	31	27,505	4,132	23	32,364	5,185	90	41,895	4,454	41	25,941	3,256	45	31,486
Shop or service labor sales	1,926	30	27,258	2,531	22	32,152	2,839	88	40,013	2,306	42	26,066	2,497	47	33,809
Farm equipment, implements, machinery (new)	...	...	...	...	...	...	(1)	1	(x)	(1)	1	(x)	(1)	2	(x)
Farm equipment, implements, machinery (used)	...	...	...	...	...	...	...	...	...	...	...	...	...	...	...
Other farm supplies (allied lines)	...	...	...	...	...	...	...	...	...	(1)	1	(x)	...	...	...
Motorcycle,parts and supplies	...	...	...	...	...	...	...	...	...	(1)	3	(x)	...	...	...
Automobile trailers	...	...	...	...	...	...	...	...	...	...	...	...	(1)	1	(x)
Gasoline and lubricants	173	14	10,317	349	18	27,944	985	70	31,718	516	29	19,176	433	33	25,132
Other sales	43	...	...	36	...	...	632	...	...	340	...	...	374	...	...
Not analyzing merchandise line sales	...	...	...	...	...	...	...	...	...	161	1	...	...	...	...
Small single unit stores	167	3	...	150	2	...	842	12	...	183	2	...	652	11	...
	TACOMA, WASH.			TAMPA-ST. PETERSBURG, FLA.			TOLEDO, OHIO			TRENTON, N.J.			TULSA, OKLA.		
Large stores and multiunits—															
Analyzing merchandise line sales, total	30,244	47	...	33,311	52	...	56,307	50	...	27,188	38	...	31,271	28	...
Passenger cars (new)	15,301	47	30,244	15,916	52	33,311	29,211	50	56,307	14,096	38	27,188	14,899	28	31,271
Trucks (new)	2,550	23	14,729	3,034	17	16,045	4,237	19	25,234	1,938	17	14,342	3,451	13	18,961
Passenger cars (used)	4,335	41	27,755	5,746	50	32,348	8,843	46	51,677	5,913	37	26,389	4,904	27	30,708
Trucks (used)	253	18	12,268	374	17	15,688	636	15	20,733	267	13	12,000	474	11	17,713
Parts and accessories	4,372	46	30,137	4,615	49	32,505	8,621	48	55,953	2,933	36	26,339	4,724	26	30,530
Shop or service labor sales	2,570	44	29,775	2,639	49	32,617	3,419	50	56,307	1,597	34	26,087	2,284	25	30,353
Farm equipment, implements, machinery (new)	(1)	4	(x)	110	5	1,872	(1)	1	(x)	...	...	...	(1)	2	(x)
Farm equipment, implements, machinery (used)	...	...	...	...	...	...	...	...	...	...	...	...	(1)	2	(x)
Other farm supplies (allied lines)	...	...	...	...	...	...	...	...	...	...	...	...	(1)	1	(x)
Motorcycle,parts and supplies	...	...	...	...	...	...	...	...	...	...	...	...	(1)	1	(x)
Automobile trailers	...	...	...	(1)	1	(x)	...	...	...	...	...	...	...	...	...
Gasoline and lubricants	501	39	27,050	361	34	24,728	239	33	38,225	324	25	20,311	104	16	17,042
Other sales	362	...	...	516	...	...	1,101	...	...	120	...	...	431	...	...
Not analyzing merchandise line sales	...	...	...	...	...	...	...	...	...	...	...	...	...	...	...
Small single unit stores	90	4	...	238	8	...	264	5	...	461	7	...	411	7	...

See footnotes at end of table.

Table 21E.—MERCHANDISE LINE SALES OF LARGE STORES AND MULTIUNITS—AUTOMOTIVE GROUP AND GASOLINE SERVICE STATIONS—KIND OF BUSINESS, FOR SELECTED STANDARD METROPOLITAN AREAS: 1948—Continued

[See text for explanatory material]

Kind of business and merchandise line	Merchandise line sales (Thousand dollars)	Stores reporting merchandise line: Number	Stores reporting merchandise line: Total sales (Thousand dollars)	Merchandise line sales (Thousand dollars)	Stores reporting merchandise line: Number	Stores reporting merchandise line: Total sales (Thousand dollars)	Merchandise line sales (Thousand dollars)	Stores reporting merchandise line: Number	Stores reporting merchandise line: Total sales (Thousand dollars)	Merchandise line sales (Thousand dollars)	Stores reporting merchandise line: Number	Stores reporting merchandise line: Total sales (Thousand dollars)	Merchandise line sales (Thousand dollars)	Stores reporting merchandise line: Number	Stores reporting merchandise line: Total sales (Thousand dollars)
MOTOR VEHICLE (NEW AND USED) DEALERS	UTICA-ROME, N.Y.			WASHINGTON, D.C.			WHEELING, W. VA.-STEUBENVILLE, OHIO			WICHITA, KANS.			WILKES-BARRE-HAZLETON, PA.		
Large stores and multiunits—															
Analyzing merchandise line sales, total	26,750	69	...	172,202	186	...	29,075	90	...	27,683	27	...	32,086	70	...
Passenger cars (new)	14,274	69	26,750	90,719	186	172,202	13,029	90	29,075	13,176	27	27,683	16,370	70	32,086
Trucks (new)	2,114	34	15,169	9,268	73	83,931	3,821	47	18,441	2,672	12	13,757	2,715	32	18,184
Passenger cars (used)	4,524	68	26,727	29,748	176	166,908	4,517	89	28,343	4,851	24	26,763	5,145	65	30,304
Trucks (used)	229	24	11,800	823	57	73,145	476	42	16,735	566	12	13,955	334	23	15,395
Parts and accessories	3,038	64	25,862	22,249	174	166,657	3,871	85	28,505	3,674	25	27,011	4,396	67	31,443
Shop or service labor sales	1,899	65	26,210	12,846	177	166,468	2,309	87	28,708	2,332	25	27,011	2,163	67	31,477
Farm equipment, implements, machinery (new)	(1)	2	(x)	336	10	5,764	(1)	4	(x)	(1)	2	(x)	...	...	...
Farm equipment, implements, machinery (used)	(1)	1	(x)	(1)	2	(x)	...	...	...	...	...	...	...	...	...
Other farm supplies (allied lines)	...	...	...	65	5	5,725	...	...	...	...	...	...	...	...	...
Motorcycle,parts and supplies	...	...	...	...	...	...	...	...	...	(1)	1	(x)	...	...	...
Automobile trailers	(1)	1	(x)	(1)	2	(x)	(1)	1	(x)	...	...	...	(1)	2	(x)
Gasoline and lubricants	393	51	19,950	2,832	136	136,111	533	69	22,781	153	15	17,692	614	51	24,074
Other sales	279	...	...	3,316	...	...	519	...	...	299	...	...	349	...	...
Not analyzing merchandise line sales	18	1	...	...	...	...	920	2	...	...	...	...	...	...	...
Small single unit stores	1,170	21	...	494	8	...	1,508	30	...	184	3	...	996	19	...
	WILMINGTON, DEL.			WORCESTER, MASS.			YORK, PA.			YOUNGSTOWN, OHIO					
Large stores and multiunits—															
Analyzing merchandise line sales, total	34,903	50	...	25,612	45	...	19,720	50	...	56,012	128	...			
Passenger cars (new)	18,405	50	34,903	12,485	45	25,612	9,441	50	19,720	29,852	128	56,012			
Trucks (new)	2,527	27	17,198	1,935	21	12,964	2,154	23	11,623	4,492	64	29,965			
Passenger cars (used)	5,547	48	33,180	4,379	45	25,612	2,801	47	17,460	9,302	127	55,790			
Trucks (used)	378	20	11,890	278	18	11,747	170	18	8,894	354	53	26,478			
Parts and accessories	3,408	47	34,489	4,218	39	24,264	2,972	48	19,416	6,672	124	55,100			
Shop or service labor sales	2,064	48	34,553	1,645	38	24,087	1,405	48	19,390	3,973	121	53,987			
Farm equipment, implements, machinery (new)	(1)	3	(x)	(1)	1	(x)	(1)	2	(x)	(1)	4	(x)			
Farm equipment, implements, machinery (used)	...	...	...	(1)	1	(x)	(1)	1	(x)	...	...	...			
Other farm supplies (allied lines)	...	...	...	(1)	1	(x)	...	...	...	(1)	1	(x)			
Motorcycle,parts and supplies	...	...	...	...	...	...	...	...	...	...	...	...			
Automobile trailers	...	...	...	(1)	1	(x)	(1)	1	(x)	(1)	3	(x)			
Gasoline and lubricants	354	41	23,971	483	37	20,566	515	37	14,957	900	88	33,292			
Other sales	2,220	...	...	189	...	...	262	...	...	467	...	...			
Not analyzing merchandise line sales	271	2	...	...	...	...	...	...	...	320	1	...			
Small single unit stores	538	10	...	329	5	...	519	8	...	2,061	32	...			

See footnotes at end of table.

Table 21E.—MERCHANDISE LINE SALES OF LARGE STORES AND MULTIUNITS—AUTOMOTIVE GROUP AND GASOLINE SERVICE STATIONS—KIND OF BUSINESS, FOR SELECTED STANDARD METROPOLITAN AREAS: 1948—Continued

[See text for explanatory material]

Kind of business and merchandise line	Merchandise line sales (Thousand dollars)	Stores reporting merchandise line: Number	Stores reporting merchandise line: Total sales (Thousand dollars)	Merchandise line sales (Thousand dollars)	Stores reporting merchandise line: Number	Stores reporting merchandise line: Total sales (Thousand dollars)	Merchandise line sales (Thousand dollars)	Stores reporting merchandise line: Number	Stores reporting merchandise line: Total sales (Thousand dollars)	Merchandise line sales (Thousand dollars)	Stores reporting merchandise line: Number	Stores reporting merchandise line: Total sales (Thousand dollars)	Merchandise line sales (Thousand dollars)	Stores reporting merchandise line: Number	Stores reporting merchandise line: Total sales (Thousand dollars)
MOTOR VEHICLE (USED) DEALERS	AKRON, OHIO			ALBANY-SCHENECTADY-TROY, N. Y.			ALLENTOWN-BETHLEHEM-EASTON, PA.			ATLANTA, GA.			BALTIMORE, MD.		
Large stores and multiunits—															
Analyzing merchandise line sales, total	7,147	26	...	15,081	42	...	6,809	27	...	23,116	56	...	12,686	47	...
Passenger cars (used)	6,906	26	7,147	14,753	42	15,081	6,473	27	6,809	22,152	56	23,116	11,339	47	12,686
Trucks (used)	(1)	4	(x)	200	8	2,445	85	11	1,912	729	19	8,576	979	15	5,189
Parts and accessories	(1)	3	(x)	(1)	3	(x)	(1)	4	(x)	65	5	1,163	(1)	4	(x)
Shop or service labor sales	55	5	947	(1)	3	(x)	(1)	4	(x)	83	5	1,163	181	9	5,162
Automobile trailers	...	...	...	...	...	...	(1)	1	(x)	...	...	...	...	...	...
Gasoline and lubricants	(1)	2	(x)	(1)	3	(x)	(1)	1	(x)	(1)	2	(x)	...	...	...
Other sales	186	...	...	128	...	...	251	...	...	87	...	...	187	...	...
Not analyzing merchandise line sales	...	...	...	...	...	...	121	2	...	983	2	...	156	1	...
Small single unit stores	1,463	35	...	1,484	47	...	1,193	32	...	2,213	50	...	2,870	70	...
	BIRMINGHAM, ALA.			BOSTON, MASS.			BRIDGEPORT, CONN.			BUFFALO, N. Y.			CANTON, OHIO		
Large stores and multiunits—															
Analyzing merchandise line sales, total	10,121	39	...	17,885	60	...	7,643	17	...	21,975	77	...	3,485	20	...
Passenger cars (used)	9,662	39	10,121	16,899	60	17,885	6,882	17	7,643	21,329	77	21,975	3,303	20	3,485
Trucks (used)	344	22	6,332	308	12	4,194	86	5	3,379	117	14	3,656	49	7	1,706
Parts and accessories	(1)	2	(x)	198	12	3,142	(1)	1	(x)	100	9	2,106	(1)	3	(x)
Shop or service labor sales	(1)	2	(x)	61	7	2,291	(1)	1	(x)	275	11	3,490	(1)	4	(x)
Automobile trailers	...	...	...	...	...	...	...	...	...	...	...	...	...	...	...
Gasoline and lubricants	...	...	...	70	6	2,136	(1)	1	(x)	(1)	3	(x)	(1)	3	(x)
Other sales	115	...	...	349	...	...	675	...	...	154	...	...	133	...	...
Not analyzing merchandise line sales	...	...	...	244	2	...	...	...	...	...	...	...	120	1	...
Small single unit stores	1,621	31	...	3,378	84	...	988	21	...	2,213	58	...	596	17	...
	CHARLESTON, W. VA.			CHATTANOOGA, TENN.			CHICAGO, ILL.			CINCINNATI, OHIO			CLEVELAND, OHIO		
Large stores and multiunits—															
Analyzing merchandise line sales, total	7,020	24	...	5,610	24	...	88,131	257	...	13,844	52	...	26,077	71	...
Passenger cars (used)	6,702	24	7,020	5,251	24	5,610	84,535	257	88,131	13,228	52	13,844	25,509	71	26,077
Trucks (used)	299	10	3,692	269	10	2,597	485	36	10,798	408	14	4,659	124	12	5,148
Parts and accessories	(1)	2	(x)	(1)	4	(x)	386	19	6,906	94	5	773	(1)	4	(x)
Shop or service labor sales	(1)	2	(x)	(1)	4	(x)	603	40	13,822	51	7	2,031	138	10	6,417
Automobile trailers	...	...	...	(1)	1	(x)	(1)	3	(x)	...	...	...	...	...	...
Gasoline and lubricants	...	...	...	(1)	2	(x)	210	17	4,979	(1)	4	(x)	(1)	1	(x)
Other sales	17	...	...	90	...	...	1,912	...	...	63	...	...	306	...	...
Not analyzing merchandise line sales	15	1	...	...	...	...	...	...	...	221	1	...	251	1	...
Small single unit stores	967	26	...	889	19	...	8,786	209	...	2,120	48	...	3,966	99	...
	COLUMBUS, OHIO			DALLAS, TEX.			DAVENPORT, IOWA-ROCK ISLAND-MOLINE, ILL.			DAYTON, OHIO			DENVER, COLO.		
Large stores and multiunits—															
Analyzing merchandise line sales, total	12,561	45	...	19,139	63	...	5,665	20	...	9,546	36	...	15,038	62	...
Passenger cars (used)	12,364	45	12,561	18,761	63	19,139	5,073	20	5,665	9,084	36	9,546	13,843	62	15,038
Trucks (used)	130	9	1,810	280	29	8,534	171	10	3,332	78	11	4,086	526	20	4,716
Parts and accessories	(1)	4	(x)	(1)	4	(x)	36	5	1,269	(1)	3	(x)	333	12	3,498
Shop or service labor sales	19	6	2,434	(1)	3	(x)	63	8	2,378	14	7	1,936	149	15	4,001
Automobile trailers	...	...	...	...	...	...	(1)	1	(x)	(1)	1	(x)	(1)	1	(x)
Gasoline and lubricants	...	...	...	(1)	1	(x)	(1)	4	(x)	...	...	...	77	6	1,478
Other sales	48	...	...	98	...	...	322	...	...	370	...	...	110	...	...
Not analyzing merchandise line sales	923	4	...	...	...	...	386	1	...	...	...	...	243	1	...
Small single unit stores	1,378	33	...	3,896	84	...	715	15	...	855	22	...	3,452	70	...
	DES MOINES, IOWA			DETROIT, MICH.			DULUTH, MINN.-SUPERIOR, WIS.			ERIE, PA.			FLINT, MICH.		
Large stores and multiunits—															
Analyzing merchandise line sales, total	14,164	38	...	83,315	222	...	2,335	15	...	3,302	13	...	7,808	28	...
Passenger cars (used)	13,279	38	14,164	81,324	222	83,315	2,240	15	2,335	3,066	13	3,302	6,679	28	7,808
Trucks (used)	757	16	7,394	1,405	54	25,854	69	7	1,125	38	6	1,025	53	11	2,936
Parts and accessories	61	9	1,741	244	10	8,822	...	...	...	(1)	3	(x)	(1)	4	(x)
Shop or service labor sales	49	5	1,219	195	22	14,419	(1)	3	(x)	(1)	2	(x)	77	6	2,162
Automobile trailers	(1)	1	(x)	(1)	1	(x)	...	...	...	(1)	1	(x)	(1)	2	(x)
Gasoline and lubricants	...	...	...	(1)	3	(x)	(1)	1	(x)	...	...	...	(1)	2	(x)
Other sales	18	...	...	147	...	...	26	...	...	198	...	...	999	...	...
Not analyzing merchandise line sales	...	...	...	1,749	8	...	...	...	...	...	...	...	...	...	...
Small single unit stores	977	20	...	7,306	163	...	863	17	...	53	1	...	1,707	34	...
	FORT WORTH, TEX.			FRESNO, CALIF.			HARRISBURG, PA.			HOUSTON, TEX.			HUNTINGTON, W.VA.-ASHLAND, KY.		
Large stores and multiunits—															
Analyzing merchandise line sales, total	12,707	44	...	11,894	35	...	4,614	17	...	17,466	67	...	3,786	11	...
Passenger cars (used)	12,385	44	12,707	10,398	35	11,894	4,177	17	4,614	16,778	67	17,466	1,847	11	3,786
Trucks (used)	194	7	2,976	708	11	6,064	273	10	3,051	584	23	4,749	95	5	672
Parts and accessories	...	...	...	426	7	2,465	(1)	2	(x)	(1)	4	(x)	(1)	1	(x)
Shop or service labor sales	(1)	4	(x)	241	8	2,789	(1)	1	(x)	29	8	1,159	(1)	1	(x)
Automobile trailers	...	...	...	...	...	...	(1)	1	(x)	(1)	1	(x)	...	...	...
Gasoline and lubricants	...	...	...	(1)	3	(x)	(1)	1	(x)	(1)	1	(x)	...	...	...
Other sales	128	...	...	121	...	...	164	...	...	75	...	...	1,844	...	...
Not analyzing merchandise line sales	...	...	...	...	...	...	...	...	...	1,458	6	...	...	...	...
Small single unit stores	2,817	69	...	1,103	28	...	775	19	...	2,126	49	...	674	16	...

See footnotes at end of table.

Table 21E.—MERCHANDISE LINE SALES OF LARGE STORES AND MULTIUNITS—AUTOMOTIVE GROUP AND GASOLINE SERVICE STATIONS—KIND OF BUSINESS, FOR SELECTED STANDARD METROPOLITAN AREAS: 1948—Continued

[See text for explanatory material]

Kind of business and merchandise line	Merchandise line sales (Thousand dollars)	Stores reporting merchandise line: Number	Stores reporting merchandise line: Total sales (Thousand dollars)	Merchandise line sales (Thousand dollars)	Stores reporting merchandise line: Number	Stores reporting merchandise line: Total sales (Thousand dollars)	Merchandise line sales (Thousand dollars)	Stores reporting merchandise line: Number	Stores reporting merchandise line: Total sales (Thousand dollars)	Merchandise line sales (Thousand dollars)	Stores reporting merchandise line: Number	Stores reporting merchandise line: Total sales (Thousand dollars)	Merchandise line sales (Thousand dollars)	Stores reporting merchandise line: Number	Stores reporting merchandise line: Total sales (Thousand dollars)
	INDIANAPOLIS, IND.			JACKSONVILLE, FLA.			KANSAS CITY, MO.			KNOXVILLE, TENN.			LANCASTER, PA.		
MOTOR VEHICLE (USED) DEALERS															
Large stores and multiunits															
Analyzing merchandise line sales, total	18,892	48	...	8,785	25	...	16,166	61	...	8,288	36	...	3,824	19	...
Passenger cars (used)	18,248	48	18,892	7,483	25	8,785	15,778	61	16,166	7,783	36	8,288	3,044	19	3,824
Trucks (used)	384	11	5,267	143	8	2,144	227	14	4,765	222	17	4,714	631	5	2,274
Parts and accessories	(1)	3	(x)	(1)	3	(x)	(1)	3	(x)	(1)	4	(x)	(1)	2	(x)
Shop or service labor sales	(1)	3	(x)	(1)	2	(x)	37	5	1,671	143	5	1,118	65	4	1,858
Automobile trailers	(1)	1	(x)	...	...	...	...	...	...	...	...	...	...	...	...
Gasoline and lubricants	...	...	...	...	...	...	(1)	1	(x)	(1)	1	(x)	(1)	2	(x)
Other sales	206	...	...	449	...	...	124	...	...	140	...	...	84	...	...
Not analyzing merchandise line sales	1,320	1	...	239	1	...	...	...	...	...	...	...	...	...	...
Small single unit stores	1,268	31	...	666	13	...	4,436	115	...	1,547	31	...	736	19	...
	LOS ANGELES, CALIF.			LOUISVILLE, KY.			MEMPHIS, TENN.			MIAMI, FLA.			MILWAUKEE, WIS.		
Large stores and multiunits															
Analyzing merchandise line sales, total	118,164	424	...	10,389	22	...	20,381	54	...	17,639	71	...	19,806	59	...
Passenger cars (used)	108,642	424	118,164	8,828	22	10,389	18,820	54	20,381	15,868	71	17,639	18,147	59	19,806
Trucks (used)	3,371	103	27,279	142	5	871	1,070	25	11,480	815	23	5,324	471	22	8,215
Parts and accessories	1,015	35	12,408	(1)	2	(x)	77	6	1,201	243	6	1,978	184	5	1,872
Shop or service labor sales	1,612	63	32,296	162	5	3,066	35	7	2,187	304	11	2,743	117	5	2,944
Automobile trailers	154	12	1,633	(1)	3	(x)	(1)	1	(x)	(1)	2	(x)	(1)	1	(x)
Gasoline and lubricants	78	4	4,757	(1)	2	(x)	(1)	3	(x)	(1)	3	(x)	(1)	2	(x)
Other sales	3,292	...	...	1,257	...	...	379	...	...	409	...	...	882	...	...
Not analyzing merchandise line sales	731	6	...	...	...	...	...	...	...	...	...	...	...	...	...
Small single unit stores	15,123	361	...	1,569	39	...	1,202	24	...	3,196	70	...	1,773	42	...
	MINNEAPOLIS-ST. PAUL, MINN.			MOBILE, ALA.			NASHVILLE, TENN.			NEW HAVEN, CONN.			NEW ORLEANS, LA.		
Large stores and multiunits—															
Analyzing merchandise line sales, total	28,638	80	...	6,384	20	...	14,127	39	...	3,245	21	...	10,868	38	...
Passenger cars (used)	27,032	80	28,638	5,969	20	6,384	13,489	39	14,127	3,024	21	3,245	10,574	38	10,868
Trucks (used)	1,178	30	10,553	399	13	5,037	612	19	4,983	(1)	4	(x)	274	9	3,372
Parts and accessories	135	10	3,346	(1)	2	(x)	...	...	...	27	5	663	(1)	1	(x)
Shop or service labor sales	150	14	3,273	(1)	1	(x)	(1)	2	(x)	(1)	3	(x)	(1)	4	(x)
Automobile trailers	...	...	...	...	...	...	...	...	...	...	...	...	...	...	...
Gasoline and lubricants	116	5	819	...	...	...	...	...	...	92	5	909	(1)	1	(x)
Other sales	27	...	...	16	...	...	26	...	...	102	...	...	75	...	...
Not analyzing merchandise line sales	378	1	...	226	1	...	144	1	...	...	...	...	722	2	...
Small single unit stores	2,232	45	...	475	11	...	742	15	...	1,281	27	...	1,253	28	...
	NEW YORK-NORTHEASTERN NEW JERSEY			NORFOLK-PORTSMOUTH, VA.			OKLAHOMA CITY, OKLA.			OMAHA, NEBR.			PEORIA, ILL.		
Large stores and multiunits—															
Analyzing merchandise line sales, total	175,463	525	...	8,923	30	...	12,454	53	...	14,075	37	...	4,739	19	...
Passenger cars (used)	169,914	525	175,463	8,915	30	8,923	11,486	53	12,454	12,753	37	14,075	4,615	19	4,739
Trucks (used)	1,483	72	17,172	43	7	219	667	18	4,689	1,187	21	8,775	119	7	2,999
Parts and accessories	638	32	9,322	(1)	1	(x)	144	6	1,586	(1)	3	(x)	...	...	...
Shop or service labor sales	406	46	11,114	64	5	484	123	9	2,150	(1)	4	(x)	...	...	...
Automobile trailers	(1)	1	(x)	...	...	...	...	...	...	...	...	...	...	...	...
Gasoline and lubricants	305	21	13,969	...	...	...	(1)	1	(x)	(1)	2	(x)	...	...	...
Other sales	2,717	...	...	1	...	...	34	...	...	135	...	...	6	...	...
Not analyzing merchandise line sales	772	3	...	827	1	...	...	...	...	...	...	...	...	...	...
Small single unit stores	21,909	520	...	846	20	...	3,473	81	...	1,161	29	...	844	20	...
	PHILADELPHIA, PA.			PHOENIX, ARIZ.			PITTSBURGH, PA.			PORTLAND, OREG.			PROVIDENCE, R. I.		
Large stores and multiunits															
Analyzing merchandise line sales, total	38,411	125	...	5,998	19	...	21,869	79	...	13,615	62	...	11,808	47	...
Passenger cars (used)	35,426	125	38,411	5,683	19	5,998	20,447	79	21,869	12,261	62	13,615	11,587	47	11,808
Trucks (used)	813	28	7,527	172	7	1,819	1,039	21	5,251	855	15	3,000	137	12	4,900
Parts and accessories	260	14	4,114	(1)	3	(x)	147	11	3,540	186	7	1,094	(1)	2	(x)
Shop or service labor sales	1,224	14	7,309	(1)	4	(x)	105	8	1,178	138	12	1,820	(1)	3	(x)
Automobile trailers	...	...	...	(1)	1	(x)	...	...	...	...	...	...	(1)	1	(x)
Gasoline and lubricants	(1)	4	(x)	(1)	1	(x)	(1)	4	(x)	(1)	3	(x)	(1)	1	(x)
Other sales	687	...	...	143	...	...	131	...	...	175	...	...	84	...	...
Not analyzing merchandise line sales	...	...	...	2,241	4	...	471	4	...	210	1	...	...	...	...
Small single unit stores	1,166	130	...	1,562	37	...	2,162	51	...	4,465	89	...	2,307	62	...

See footnotes at end of table.

Table 21E.—MERCHANDISE LINE SALES OF LARGE STORES AND MULTIUNITS—AUTOMOTIVE GROUP AND GASOLINE SERVICE STATIONS—KIND OF BUSINESS, FOR SELECTED STANDARD METROPOLITAN AREAS: 1948—Continued

[See text for explanatory material]

Kind of business and merchandise line	Merchandise line sales (Thousand dollars)	Stores reporting merchandise line: Number	Stores reporting merchandise line: Total sales (Thousand dollars)	Merchandise line sales (Thousand dollars)	Stores reporting merchandise line: Number	Stores reporting merchandise line: Total sales (Thousand dollars)	Merchandise line sales (Thousand dollars)	Stores reporting merchandise line: Number	Stores reporting merchandise line: Total sales (Thousand dollars)	Merchandise line sales (Thousand dollars)	Stores reporting merchandise line: Number	Stores reporting merchandise line: Total sales (Thousand dollars)	Merchandise line sales (Thousand dollars)	Stores reporting merchandise line: Number	Stores reporting merchandise line: Total sales (Thousand dollars)
MOTOR VEHICLE (USED) DEALERS	READING, PA.			RICHMOND, VA.			ROCHESTER, N. Y.			SACRAMENTO, CALIF.			ST. LOUIS, MO.		
Large stores and multiunits—															
Analyzing merchandise line sales, total	3,560	10	...	6,678	26	...	10,138	34	...	7,279	26	...	25,120	112	...
Passenger cars (used)	3,418	10	3,560	6,436	26	6,678	9,786	34	10,138	6,959	26	7,279	24,202	112	25,120
Trucks (used)	(1)	4	(x)	81	13	2,259	200	6	3,736	211	9	2,193	605	27	5,996
Parts and accessories	(1)	2	(x)	(1)	1	(x)	(1)	2	(x)	(1)	4	(x)	110	8	2,380
Shop or service labor sales	(1)	2	(x)	(1)	1	(x)	(1)	3	(x)	(1)	4	(x)	163	13	3,530
Automobile trailers	...	...	...	...	...	...	(1)	1	(x)	(1)	3	(x)	...	...	...
Gasoline and lubricants	(1)	1	(x)	(1)	2	(x)	(1)	2	(x)	(1)	1	(x)	(1)	3	(x)
Other sales	142	...	...	161	...	...	152	...	...	109	...	...	40	...	...
Not analyzing merchandise line sales	...	...	...	...	...	...	...	...	...	310	2	...	113	1	...
Small single unit stores	454	15	...	435	14	...	1,983	44	...	1,070	27	...	6,210	135	...
	SALT LAKE CITY, UTAH			SAN ANTONIO, TEX.			SAN BERNARDINO, CALIF.			SAN DIEGO, CALIF.			SAN FRANCISCO-OAKLAND, CALIF.		
Large stores and multiunits—															
Analyzing merchandise line sales, total	4,408	27	...	8,788	43	...	2,910	15	...	12,804	37	...	46,074	170	...
Passenger cars (used)	4,391	27	4,408	8,017	43	8,788	2,731	15	2,910	12,437	37	12,804	43,897	170	46,074
Trucks (used)	231	12	1,788	187	16	2,822	42	4	828	151	10	6,023	638	43	15,368
Parts and accessories	(1)	1	(x)	(1)	3	(x)	(1)	3	(x)	(1)	4	(x)	401	17	5,793
Shop or service labor sales	(1)	2	(x)	(1)	3	(x)	(1)	3	(x)	56	6	4,245	660	18	5,924
Automobile trailers	...	...	...	...	...	...	...	...	...	(1)	2	(x)	(1)	2	(x)
Gasoline and lubricants	...	...	...	(1)	1	(x)	(1)	1	(x)	(1)	1	(x)	114	7	2,862
Other sales	86	...	...	584	...	...	137	...	...	160	...	...	364	...	...
Not analyzing merchandise line sales	...	...	...	222	1	...	...	...	...	412	2	...	772	4	772
Small single unit stores	1,483	30	...	1,958	51	...	862	23	...	1,630	41	...	7,086	148	...
	SAN JOSE, CALIF.			SEATTLE, WASH.			SOUTH BEND, IND.			SPOKANE, WASH.			SPRINGFIELD-HOLYOKE, MASS.		
Large stores and multiunits—															
Analyzing merchandise line sales, total	6,125	22	...	5,084	34	...	3,786	17	...	3,243	17	...	3,627	15	...
Passenger cars (used)	6,049	22	6,125	4,804	34	5,084	3,704	17	3,786	3,017	17	3,243	3,394	15	3,627
Trucks (used)	57	6	2,723	163	13	163	(1)	4	(x)	130	8	1,526	(1)	3	(x)
Parts and accessories	(1)	3	(x)	(1)	4	(x)	...	...	...	(1)	2	(x)	5	5	701
Shop or service labor sales	(1)	2	(x)	24	5	1,007	(1)	1	(x)	(1)	2	(x)	(1)	2	(x)
Automobile trailers	(1)	1	(x)	(1)	1	(x)	(1)	1	(x)	...	...	...	...	...	...
Gasoline and lubricants	...	...	...	(1)	2	(x)	(1)	1	(x)	(1)	1	(x)	(1)	3	(x)
Other sales	19	...	...	93	...	...	82	...	...	96	...	...	228	...	...
Not analyzing merchandise line sales	100	1	...	...	...	...	269	1	...	...	...	...	310	1	...
Small single unit stores	733	18	...	2,604	58	...	732	15	...	787	23	...	1,233	33	...
	STOCKTON, CALIF.			SYRACUSE, N. Y.			TACOMA, WASH.			TAMPA-ST. PETERSBURG, FLA.			TOLEDO, OHIO		
Large stores and multiunits—															
Analyzing merchandise line sales, total	3,538	19	...	7,011	26	...	3,571	20	...	10,090	49	...	11,824	35	...
Passenger cars (used)	3,296	19	3,538	6,374	26	7,011	3,342	20	3,571	9,658	49	10,090	11,044	35	11,824
Trucks (used)	77	8	1,768	170	7	2,141	144	10	2,040	243	21	2,765	41	5	2,256
Parts and accessories	(1)	2	(x)	306	5	2,466	(1)	2	(x)	83	5	476	124	7	3,329
Shop or service labor sales	(1)	2	(x)	(1)	4	(x)	(1)	2	(x)	(1)	3	(x)	183	10	4,166
Automobile trailers	...	...	...	...	...	...	(1)	1	(x)	...	...	...	...	...	...
Gasoline and lubricants	(1)	1	(x)	(1)	2	(x)	(1)	1	(x)	(1)	2	(x)	101	5	1,668
Other sales	165	...	...	161	...	...	85	...	...	106	...	...	331	...	...
Not analyzing merchandise line sales	...	...	...	2,820	1	...	...	...	...	...	...	...	...	...	...
Small single unit stores	781	23	...	907	24	...	1,548	32	...	2,194	51	...	1,462	35	...
	TULSA, OKLA.			UTICA-ROME, N. Y.			WASHINGTON, D. C.			WICHITA, KANS.			WILKES-BARRE-HAZLETON, PA.		
Large stores and multiunits—															
Analyzing merchandise line sales, total	11,617	47	...	3,063	14	...	30,927	87	...	6,783	14	..	2,651	15	...
Passenger cars (used)	11,247	47	11,617	2,772	14	3,063	28,586	87	30,927	6,423	14	6,783	2,512	15	2,651
Trucks (used)	291	20	5,299	59	6	1,158	126	19	7,125	261	9	4,245	(1)	3	(x)
Parts and accessories	(1)	1	(x)	(1)	4	(x)	151	6	2,714	(1)	1	(x)	(1)	1	(x)
Shop or service labor sales	(1)	2	(x)	(1)	3	(x)	153	13	5,847	(1)	2	(x)	(1)	3	(x)
Automobile trailers	...	...	...	...	...	...	(1)	2	(x)	...	...	...	...	...	...
Gasoline and lubricants	...	...	...	(1)	2	(x)	(1)	4	(x)	...	...	...	(1)	2	(x)
Other sales	79	...	...	232	...	...	1,911	...	...	99	...	...	139	...	...
Not analyzing merchandise line sales	...	...	...	...	...	...	...	...	...	...	...	...	...	...	...
Small single unit stores	2,835	52	...	947	23	...	2,289	48	...	1,992	44	...	1,039	30	...
	WILMINGTON, DEL.			WORCESTER, MASS.			YORK, PA.			YOUNGSTOWN, OHIO					
Large stores and multiunits—															
Analyzing merchandise line sales, total	3,039	13	...	4,395	21	...	2,350	13	...	6,405	32	...			
Passenger cars (used)	3,023	13	3,039	4,142	21	4,395	1,955	13	2,350	6,320	32	6,405			
Trucks (used)	(1)	2	(x)	108	11	2,482	(1)	2	(x)	51	7	1,978			
Parts and accessories	(1)	3	(x)	(1)	3	(x)	(1)	2	(x)	(1)	2	(x)			
Shop or service labor sales	(1)	1	(x)	(1)	3	(x)	(1)	1	(x)	(1)	3	(x)			
Automobile trailers	...	...	...	...	...	...	(1)	1	(x)	...	...	...			
Gasoline and lubricants	(1)	1	(x)	(1)	1	(x)	(1)	3	(x)	...	...	...			
Other sales	16	...	...	145	...	...	395	...	...	34	...	...			
Not analyzing merchandise line sales	...	...	...	...	...	...	...	...	...	355	1	...			
Small single unit stores	329	9	...	664	22	...	846	28	...	1,727	32	...			

See footnotes at end of table.

Table 21E.—MERCHANDISE LINE SALES OF LARGE STORES AND MULTIUNITS—AUTOMOTIVE GROUP AND GASOLINE SERVICE STATIONS—KIND OF BUSINESS, FOR SELECTED STANDARD METROPOLITAN AREAS: 1948—Continued

[See text for explanatory material]

Kind of business and merchandise line	Merchandise line sales (Thousand dollars)	Stores reporting merchandise line: Number	Stores reporting merchandise line: Total sales (Thousand dollars)
TIRE, BATTERY, ACCESSORY DEALERS	AKRON, OHIO		
Large stores and multiunits			
Analyzing merchandise line sales, total	7,333	27	...
Tires (new and used)	2,723	23	6,063
Tire recapping and vulcanizing	177	9	2,739
Batteries and accessories	1,417	22	6,333
Gasoline	598	8	2,353
Lubricants	74	9	3,041
Household appliances and equipment	439	10	3,260
Services (inc. washing, greasing, etc.)	244	17	4,058
Other sales	381	...	...
Not analyzing merchandise line sales	...	...	...
Small single unit stores	876	29	...
	ALBANY-SCHENECTADY-TROY, N. Y.		
Large stores and multiunits			
Analyzing merchandise line sales, total	3,462	25	...
Tires (new and used)	1,832	23	3,245
Tire recapping and vulcanizing	204	13	1,975
Batteries and accessories	753	24	3,216
Gasoline	(1)	3	(x)
Lubricants	25	6	819
Household appliances and equipment	173	13	1,886
Services (inc. washing, greasing, etc.)	98	12	1,512
Other sales	382	...	...
Not analyzing merchandise line sales	...	...	...
Small single unit stores	747	28	...
	ALLENTOWN-BETHLEHEM-EASTON, PA.		
Large stores and multiunits			
Analyzing merchandise line sales, total	2,439	21	...
Tires (new and used)	1,019	19	2,456
Tire recapping and vulcanizing	133	11	1,400
Batteries and accessories	803	20	2,492
Gasoline	125	5	742
Lubricants	(1)	4	(x)
Household appliances and equipment	92	9	1,543
Services (inc. washing, greasing, etc.)	67	9	1,163
Other sales	240	...	...
Not analyzing merchandise line sales	56	1	...
Small single unit stores	1,146	39	...
	ATLANTA, GA.		
Large stores and multiunits			
Analyzing merchandise line sales, total	8,906	37	...
Tires (new and used)	3,110	33	7,616
Tire recapping and vulcanizing	378	18	4,667
Batteries and accessories	2,483	36	8,646
Gasoline	375	10	3,643
Lubricants	155	18	5,284
Household appliances and equipment	952	29	6,690
Services (inc. washing, greasing, etc.)	329	17	5,582
Other sales	1,124	...	...
Not analyzing merchandise line sales	...	...	...
Small single unit stores	936	25	...
	BALTIMORE, MD.		
Large stores and multiunits			
Analyzing merchandise line sales, total	6,535	41	...
Tires (new and used)	1,915	38	6,318
Tire recapping and vulcanizing	168	9	1,849
Batteries and accessories	1,772	40	6,337
Gasoline	(1)	4	(x)
Lubricants	41	13	3,390
Household appliances and equipment	763	34	5,849
Services (inc. washing, greasing, etc.)	203	11	2,425
Other sales	1,673	...	...
Not analyzing merchandise line sales	...	...	...
Small single unit stores	1,343	37	...
	BIRMINGHAM, ALA.		
Large stores and multiunits			
Analyzing merchandise line sales, total	5,799	25	...
Tires (new and used)	2,554	23	5,571
Tire recapping and vulcanizing	325	16	3,709
Batteries and accessories	894	25	5,799
Gasoline	568	14	3,430
Lubricants	90	16	4,214
Household appliances and equipment	486	16	3,718
Services (inc. washing, greasing, etc.)	176	18	3,933
Other sales	701	...	...
Not analyzing merchandise line sales	126	1	...
Small single unit stores	837	25	...
	BOSTON, MASS.		
Large stores and multiunits			
Analyzing merchandise line sales, total	10,011	59	...
Tires (new and used)	4,617	52	9,002
Tire recapping and vulcanizing	452	25	3,790
Batteries and accessories	2,270	52	8,914
Gasoline	191	9	1,838
Lubricants	42	17	3,104
Household appliances and equipment	998	34	5,572
Services (inc. washing, greasing, etc.)	523	30	4,807
Other sales	918	...	...
Not analyzing merchandise line sales	2,016	5	...
Small single unit stores	2,940	99	...
	BRIDGEPORT, CONN.		
Large stores and multiunits			
Analyzing merchandise line sales, total	2,269	15	...
Tires (new and used)	990	14	2,249
Tire recapping and vulcanizing	197	8	1,310
Batteries and accessories	557	14	2,057
Gasoline	(1)	3	(x)
Lubricants	13	7	1,276
Household appliances and equipment	191	9	1,467
Services (inc. washing, greasing, etc.)	52	7	984
Other sales	269	...	...
Not analyzing merchandise line sales	...	...	...
Small single unit stores	802	18	...
	BUFFALO, N. Y.		
Large stores and multiunits			
Analyzing merchandise line sales, total	7,226	52	...
Tires (new and used)	2,340	49	6,953
Tire recapping and vulcanizing	200	19	2,495
Batteries and accessories	1,981	50	6,796
Gasoline	311	14	2,669
Lubricants	89	19	3,860
Household appliances and equipment	720	33	5,193
Services (inc. washing, greasing, etc.)	237	19	3,617
Other sales	1,348	...	...
Not analyzing merchandise line sales	124	3	...
Small single unit stores	2,110	68	...
	CANTON, OHIO		
Large stores and multiunits			
Analyzing merchandise line sales, total	2,111	16	...
Tires (new and used)	846	14	1,987
Tire recapping and vulcanizing	70	8	1,136
Batteries and accessories	422	16	2,111
Gasoline	195	8	1,421
Lubricants	23	7	1,414
Household appliances and equipment	129	8	1,421
Services (inc. washing, greasing, etc.)	114	9	1,428
Other sales	312	...	...
Not analyzing merchandise line sales	...	...	...
Small single unit stores	975	22	...
	CHARLESTOWN, W.VA.		
Large stores and multiunits			
Analyzing merchandise line sales, total	1,700	10	...
Tires (new and used)	512	6	1,104
Tire recapping and vulcanizing	(1)	4	(x)
Batteries and accessories	612	10	1,700
Gasoline	(1)	1	(x)
Lubricants	(1)	2	(x)
Household appliances and equipment	(1)	3	(x)
Services (inc. washing, greasing, etc.)	(1)	4	(x)
Other sales	576	...	...
Not analyzing merchandise line sales	...	...	...
Small single unit stores	283	8	...
	CHICAGO, ILL.		
Large stores and multiunits			
Analyzing merchandise line sales, total	23,354	140	...
Tires (new and used)	8,798	127	21,193
Tire recapping and vulcanizing	724	48	9,479
Batteries and accessories	9,530	137	22,253
Gasoline	457	20	4,155
Lubricants	116	28	5,203
Household appliances and equipment	1,641	62	12,238
Services (inc. washing, greasing, etc.)	633	60	11,905
Other sales	1,455	...	...
Not analyzing merchandise line sales	253	2	...
Small single unit stores	7,515	243	...
	CINCINNATI, OHIO		
Large stores and multiunits			
Analyzing merchandise line sales, total	6,927	40	...
Tires (new and used)	2,002	36	6,272
Tire recapping and vulcanizing	189	13	2,153
Batteries and accessories	2,774	40	6,927
Gasoline	268	11	2,525
Lubricants	35	11	2,192
Household appliances and equipment	602	31	4,653
Services (inc. washing, greasing, etc.)	210	19	2,974
Other sales	847	...	...
Not analyzing merchandise line sales	...	...	...
Small single unit stores	962	48	...
	CLEVELAND, OHIO		
Large stores and multiunits			
Analyzing merchandise line sales, total	7,408	38	...
Tires (new and used)	2,648	35	7,191
Tire recapping and vulcanizing	207	18	2,952
Batteries and accessories	1,799	36	7,058
Gasoline	187	6	2,191
Lubricants	74	18	4,670
Household appliances and equipment	805	30	5,732
Services (inc. washing, greasing, etc.)	262	18	3,121
Other sales	1,426	...	...
Not analyzing merchandise line sales	...	...	...
Small single unit stores	2,189	70	...
	COLUMBUS, OHIO		
Large stores and multiunits			
Analyzing merchandise line sales, total	5,157	40	...
Tires (new and used)	1,731	33	4,342
Tire recapping and vulcanizing	157	12	2,037
Batteries and accessories	1,422	39	5,113
Gasoline	188	7	2,415
Lubricants	44	14	2,141
Household appliances and equipment	311	17	2,976
Services (inc. washing, greasing, etc.)	198	13	2,367
Other sales	1,106	...	...
Not analyzing merchandise line sales	...	...	...
Small single unit stores	807	27	...
	DALLAS, TEX.		
Large stores and multiunits			
Analyzing merchandise line sales, total	6,401	25	...
Tires (new and used)	2,510	23	6,184
Tire recapping and vulcanizing	157	14	3,479
Batteries and accessories	1,096	20	5,116
Gasoline	544	13	3,122
Lubricants	96	18	5,064
Household appliances and equipment	521	14	3,791
Services (inc. washing, greasing, etc.)	123	11	2,390
Other sales	1,254	...	...
Not analyzing merchandise line sales	683	1	...
Small single unit stores	1,170	43	...
	DAVENPORT, IOWA-ROCK ISLAND-MOLINE, ILL.		
Large stores and multiunits			
Analyzing merchandise line sales, total	2,540	16	...
Tires (new and used)	917	16	2,540
Tire recapping and vulcanizing	81	7	1,220
Batteries and accessories	660	16	2,540
Gasoline	198	7	1,199
Lubricants	32	11	1,869
Household appliances and equipment	149	15	2,338
Services (inc. washing, greasing, etc.)	103	10	1,511
Other sales	400	...	...
Not analyzing merchandise line sales	...	...	...
Small single unit stores	493	26	...
	DAYTON, OHIO		
Large stores and multiunits			
Analyzing merchandise line sales, total	5,045	25	...
Tires (new and used)	1,300	20	3,639
Tire recapping and vulcanizing	42	6	1,378
Batteries and accessories	1,941	25	5,045
Gasoline	(1)	4	(x)
Lubricants	43	13	2,722
Household appliances and equipment	393	14	3,032
Services (inc. washing, greasing, etc.)	429	15	3,062
Other sales	897	...	...
Not analyzing merchandise line sales	...	...	...
Small single unit stores	1,118	38	...
	DENVER, COLO.		
Large stores and multiunits			
Analyzing merchandise line sales, total	5,757	22	...
Tires (new and used)	2,922	20	5,517
Tire recapping and vulcanizing	361	15	4,431
Batteries and accessories	1,239	21	5,601
Gasoline	265	7	2,077
Lubricants	26	6	1,894
Household appliances and equipment	211	11	2,633
Services (inc. washing, greasing, etc.)	232	18	5,130
Other sales	501	...	...
Not analyzing merchandise line sales	64	2	...
Small single unit stores	910	30	...
	DES MOINES, IOWA		
Large stores and multiunits			
Analyzing merchandise line sales, total	2,277	11	...
Tires (new and used)	925	11	2,277
Tire recapping and vulcanizing	135	5	1,204
Batteries and accessories	545	8	1,924
Gasoline	(1)	3	(x)
Lubricants	18	6	1,351
Household appliances and equipment	156	9	1,726
Services (inc. washing, greasing, etc.)	81	6	1,102
Other sales	417	...	...
Not analyzing merchandise line sales	...	...	...
Small single unit stores	514	14	...
	DETROIT, MICH.		
Large stores and multiunits			
Analyzing merchandise line sales, total	18,829	86	...
Tires (new and used)	6,064	75	16,130
Tire recapping and vulcanizing	301	20	6,352
Batteries and accessories	4,866	84	18,704
Gasoline	1,327	23	8,127
Lubricants	122	28	6,345
Household appliances and equipment	3,545	61	14,008
Services (inc. washing, greasing, etc.)	904	41	11,711
Other sales	2,643	...	...
Not analyzing merchandise line sales	354	4	...
Small single unit stores	4,362	132	...
	DULUTH, MINN.-SUPERIOR, WIS.		
Large stores and multiunits			
Analyzing merchandise line sales, total	3,127	16	...
Tires (new and used)	1,697	14	2,929
Tire recapping and vulcanizing	305	11	2,371
Batteries and accessories	508	16	3,127
Gasoline	65	5	753
Lubricants	10	5	878
Household appliances and equipment	173	8	1,409
Services (inc. washing, greasing, etc.)	47	6	765
Other sales	232	...	...
Not analyzing merchandise line sales	...	...	...
Small single unit stores	448	16	...
	ERIE, PA.		
Large stores and multiunits			
Analyzing merchandise line sales, total	1,257	10	...
Tires (new and used)	469	10	1,257
Tire recapping and vulcanizing	57	5	613
Batteries and accessories	256	8	974
Gasoline	(1)	2	(x)
Lubricants	(1)	3	(x)
Household appliances and equipment	185	7	1,075
Services (inc. washing, greasing, etc.)	(1)	3	(x)
Other sales	290	...	...
Not analyzing merchandise line sales	...	...	...
Small single unit stores	560	15	...
	FLINT, MICH.		
Large stores and multiunits			
Analyzing merchandise line sales, total	1,512	10	...
Tires (new and used)	485	8	1,845
Tire recapping and vulcanizing	50	5	704
Batteries and accessories	501	10	1,512
Gasoline	(1)	3	(x)
Lubricants	15	5	1,032
Household appliances and equipment	71	6	1,211
Services (inc. washing, greasing, etc.)	15	6	1,046
Other sales	295	...	...
Not analyzing merchandise line sales	110	1	...
Small single unit stores	647	23	...
	FORT WORTH, TEX.		
Large stores and multiunits			
Analyzing merchandise line sales, total	2,799	12	...
Tires (new and used)	1,205	10	2,520
Tire recapping and vulcanizing	(1)	4	(x)
Batteries and accessories	680	12	2,799
Gasoline	(1)	3	(x)
Lubricants	26	6	1,807
Household appliances and equipment	256	7	1,930
Services (inc. washing, greasing, etc.)	96	6	1,556
Other sales	526	...	...
Not analyzing merchandise line sales	...	...	...
Small single unit stores	900	25	...

Table 21E.—MERCHANDISE LINE SALES OF LARGE STORES AND MULTIUNITS—AUTOMOTIVE GROUP AND GASOLINE SERVICE STATIONS—KIND OF BUSINESS, FOR SELECTED STANDARD METROPOLITAN AREAS: 1948—Continued

[See text for explanatory material]

Kind of business and merchandise line	Merchandise line sales (Thousand dollars)	Stores reporting merchandise line: Number	Stores reporting merchandise line: Total sales (Thousand dollars)	Merchandise line sales (Thousand dollars)	Stores reporting merchandise line: Number	Stores reporting merchandise line: Total sales (Thousand dollars)	Merchandise line sales (Thousand dollars)	Stores reporting merchandise line: Number	Stores reporting merchandise line: Total sales (Thousand dollars)	Merchandise line sales (Thousand dollars)	Stores reporting merchandise line: Number	Stores reporting merchandise line: Total sales (Thousand dollars)	Merchandise line sales (Thousand dollars)	Stores reporting merchandise line: Number	Stores reporting merchandise line: Total sales (Thousand dollars)
TIRE, BATTERY, ACCESSORY DEALERS	FRESNO, CALIF.			GRAND RAPIDS, MICH.			HARRISBURG, PA.			HARTFORD, CONN.			HOUSTON, TEX.		
Large stores and multiunits—															
Analyzing merchandise line sales, total	2,908	15	...	2,226	14	...	1,707	10	...	2,673	13	...	10,165	42	...
Tires (new and used)	1,323	11	2,444	1,005	13	2,032	408	10	1,707	1,091	11	2,324	4,037	32	9,452
Tire recapping and vulcanizing	202	5	1,323	175	7	1,359	(1)	3	(x)	229	6	1,673	251	18	4,918
Batteries and accessories	680	13	2,383	644	14	2,226	387	10	1,707	696	13	2,673	2,211	40	9,687
Gasoline	78	5	1,073	(1)	3	(x)	(1)	3	(x)	124	5	1,566	250	11	3,300
Lubricants	12	5	1,073	(1)	3	(x)	(1)	4	(x)	24	7	1,831	93	17	6,008
Household appliances and equipment	133	6	1,353	137	8	1,084	177	6	1,241	128	9	1,716	1,269	24	8,079
Services (inc. washing, greasing, etc.)	134	7	1,389	67	8	1,309	(1)	4	(x)	(1)	4	(x)	325	20	4,214
Other sales	346	...	...	198	...	...	735	...	...	381	...	...	1,729	...	...
Not analyzing merchandise line sales	...	...	...	...	...	...	...	...	...	...	...	...	340	3	...
Small single unit stores	878	27	...	834	31	...	534	21	...	577	17	...	2,267	70	...
	HUNTINGTON, W.VA.-ASHLAND, KY.			INDIANAPOLIS, IND.			JACKSONVILLE, FLA.			JOHNSTOWN, PA.			KANSAS CITY, MO.		
Large stores and multiunits—															
Analyzing merchandise line sales, total	1,842	13	...	6,412	27	...	3,171	18	...	980	10	...	8,100	34	...
Tires (new and used)	563	8	1,396	2,392	26	6,355	916	17	3,167	391	9	866	2,901	31	7,588
Tire recapping and vulcanizing	137	6	1,067	220	9	3,215	182	10	1,915	103	6	596	318	9	3,488
Batteries and accessories	459	12	1,773	1,700	27	6,412	513	18	3,171	213	10	980	2,034	32	6,869
Gasoline	136	5	848	302	10	2,898	290	10	1,997	46	5	555	281	9	2,683
Lubricants	16	6	1,083	49	12	3,495	73	14	3,010	10	5	555	73	17	4,873
Household appliances and equipment	201	7	1,085	555	21	4,840	463	11	2,472	(1)	4	(x)	931	27	6,101
Services (inc. washing, greasing, etc.)	39	8	1,195	220	12	3,905	157	12	2,018	55	5	668	215	12	3,716
Other sales	341	...	...	974	...	...	577	...	...	162	...	...	1,347	...	...
Not analyzing merchandise line sales	88	1	...	...	...	...	...	...	...	...	...	...	264	1	...
Small single unit stores	413	16	...	743	23	...	379	13	...	565	22	...	1,858	54	...
	KNOXVILLE, TENN.			LANCASTER, PA.			LOS ANGELES, CALIF.			LOUISVILLE, KY.			MEMPHIS, TENN.		
Large stores and multiunits—															
Analyzing merchandise line sales, total	2,504	14	...	1,761	15	...	34,900	242	...	4,708	25	...	5,067	12	...
Tires (new and used)	861	10	1,966	551	12	1,446	10,977	188	29,626	1,901	25	4,708	1,749	12	5,067
Tire recapping and vulcanizing	229	6	1,380	93	5	711	1,893	95	16,809	220	12	2,852	391	8	3,050
Batteries and accessories	734	13	2,386	526	14	1,646	14,042	232	34,069	1,186	24	4,508	788	10	4,543
Gasoline	200	6	1,423	(1)	3	(x)	1,607	61	13,366	166	7	1,613	551	7	3,200
Lubricants	29	7	1,500	(1)	3	(x)	180	67	12,812	42	9	2,178	68	9	4,408
Household appliances and equipment	152	5	846	177	10	1,318	2,316	117	17,550	552	20	3,603	564	8	3,991
Services (inc. washing, greasing, etc.)	117	7	1,535	139	8	1,074	1,402	119	20,594	135	10	2,126	207	7	3,200
Other sales	182	...	...	275	...	...	2,483	...	...	506	...	...	749	...	...
Not analyzing merchandise line sales	150	1	...	...	...	...	1,320	3	...	...	...	...	216	1	...
Small single unit stores	567	17	...	610	17	...	10,734	374	...	795	25	...	621	21	...
	MIAMI, FLA.			MILWAUKEE, WIS.			MINNEAPOLIS-ST. PAUL, MINN.			NASHVILLE, TENN.			NEW HAVEN, CONN.		
Large stores and multiunits															
Analyzing merchandise line sales, total	5,583	26	...	7,056	26	...	6,914	32	...	3,220	12	...	1,941	11	...
Tires (new and used)	1,952	24	5,577	3,000	24	6,200	2,490	27	6,000	1,173	12	3,220	942	11	1,941
Tire recapping and vulcanizing	273	15	3,460	499	12	4,812	189	11	2,813	185	6	1,606	159	7	1,284
Batteries and accessories	1,390	25	5,443	1,748	23	6,391	1,730	29	6,427	627	12	3,220	377	10	1,675
Gasoline	473	9	2,767	175	6	1,815	245	8	2,864	294	6	1,826	(1)	4	(x)
Lubricants	71	13	3,948	37	12	2,989	62	19	4,861	56	9	2,629	9	5	1,132
Household appliances and equipment	591	17	4,624	484	15	3,688	606	22	4,918	288	9	2,629	161	7	756
Services (inc. washing, greasing, etc.)	143	12	3,138	405	14	5,474	426	14	4,226	86	7	2,068	41	6	1,377
Other sales	690	...	...	708	...	...	1,166	...	...	511	...	...	252	...	...
Not analyzing merchandise line sales	...	...	...	63	1	...	238	2	...	...	...	...	111	1	...
Small single unit stores	1,070	31	...	894	25	...	1,366	40	...	287	8	...	647	23	...
	NEW ORLEANS, LA.			NEW YORK-NORTHEASTERN NEW JERSEY			NORFOLK-PORTSMOUTH, VA.			OKLAHOMA CITY, OKLA.			OMAHA, NEBR.		
Large stores and multiunits															
Analyzing merchandise line sales, total	3,593	16	...	46,072	342	...	3,434	16	...	4,965	20	...	3,829	24	...
Tires (new and used)	1,151	12	3,194	16,744	266	36,666	1,190	14	3,142	2,085	18	4,655	1,097	22	3,366
Tire recapping and vulcanizing	79	6	1,294	1,379	104	16,688	130	8	2,168	647	14	3,815	75	9	1,736
Batteries and accessories	907	16	3,593	18,731	318	41,979	951	16	3,434	1,392	20	4,965	1,337	24	3,829
Gasoline	214	6	1,547	804	50	8,330	312	6	1,782	136	5	1,613	186	9	1,544
Lubricants	48	11	3,021	176	62	8,596	57	9	2,486	28	8	2,038	55	16	2,642
Household appliances and equipment	394	9	2,863	2,585	132	20,385	194	10	1,616	233	8	1,652	257	16	2,690
Services (inc. washing, greasing, etc.)	152	8	1,920	2,348	116	19,620	161	12	2,585	84	6	2,225	112	15	2,331
Other sales	648	...	...	3,305	...	...	439	...	...	360	...	...	710	...	...
Not analyzing merchandise line sales	...	...	...	663	6	...	...	...	...	...	...	...	335	1	...
Small single unit stores	927	32	...	18,958	704	...	321	7	...	1,071	42	...	1,037	27	...

See footnotes at end of table.

Table 21E.—MERCHANDISE LINE SALES OF LARGE STORES AND MULTIUNITS—AUTOMOTIVE GROUP AND GASOLINE SERVICE STATIONS—KIND OF BUSINESS, FOR SELECTED STANDARD METROPOLITAN AREAS: 1948—Continued

[See text for explanatory material]

Columns for each area: Merchandise line sales (Thousand dollars); Stores reporting merchandise line: Number; Total sales (Thousand dollars)

TIRE, BATTERY, ACCESSORY DEALERS

Kind of business and merchandise line	PEORIA, ILL. Merchandise line sales	Number	Total sales	PHILADELPHIA, PA. Merchandise line sales	Number	Total sales	PHOENIX, ARIZ. Merchandise line sales	Number	Total sales	PITTSBURGH, PA. Merchandise line sales	Number	Total sales	PORTLAND, OREG. Merchandise line sales	Number	Total sales
Large stores and multiunits															
Analyzing merchandise line sales, total	1,812	12	...	13,354	99	...	3,781	15	...	7,355	73	...	5,014	27	...
Tires (new and used)	[illegible]	10	1,597	4,578	91	12,548	1,570	14	3,655	2,469	58	6,710	2,202	24	4,482
Tire recapping and vulcanizing	[illegible]	3	(x)	501	53	7,532	270	10	2,622	444	34	4,298	606	15	3,834
Batteries and accessories	[illegible]	12	1,812	4,[illegible]	94	11,854	912	14	3,129	2,579	70	7,621	1,041	27	5,014
Gasoline	[illegible]	3	(x)	264	13	3,041	132	5	1,444	137	12	1,825	344	8	2,824
Lubricants	[illegible]	7	1,191	47	19	3,452	(1)	4	(x)	31	16	2,475	59	9	2,861
Household appliances and equipment	[illegible]	9	1,4[illegible]9	809	59	8,64[illegible]	257	12	2,864	638	43	5,208	320	15	2,601
Services (inc. washing, greasing, etc.)	(1)	4	(x)	565	39	4,958	257	7	1,995	196	28	3,781	213	13	3,392
Other sales	[illegible]	...	...	1,620	...	...	333	...	...	961	...	...	229	...	...
Not analyzing merchandise line sales	244	1	...	20	1	...	...	...	...	478	4	...	434	2	...
Small single unit stores	[illegible]	14	...	5,779	165	...	1,276	41	...	4,426	142	...	1,200	32	...

Kind of business and merchandise line	PROVIDENCE, R. I. Merchandise line sales	Number	Total sales	READING, PA. Merchandise line sales	Number	Total sales	RICHMOND, VA. Merchandise line sales	Number	Total sales	ROCHESTER, N. Y. Merchandise line sales	Number	Total sales	SACRAMENTO, CALIF. Merchandise line sales	Number	Total sales
Large stores and multiunits															
Analyzing merchandise line sales, total	4,662	26	...	2,597	14	...	2,137	11	...	3,535	19	...	3,604	17	...
Tires (new and used)	1,436	25	4,455	784	12	2,004	1,019	11	2,137	1,236	18	3,088	1,306	12	2,934
Tire recapping and vulcanizing	138	10	2,141	142	8	1,180	57	7	1,118	151	6	1,255	203	7	1,752
Batteries and accessories	1,240	25	4,486	1,154	13	2,491	314	11	2,137	1,060	18	3,415	1,518	15	3,370
Gasoline	116	6	1,147	(1)	2	(x)	(1)	4	(x)	64	5	1,270	114	6	1,200
Lubricants	101	17	2,927	(1)	4	(x)	21	7	1,670	19	7	1,448	18	5	1,235
Household appliances and equipment	403	21	3,593	88	6	1,011	178	9	1,802	266	14	2,275	145	6	1,685
Services (inc. washing, greasing, etc.)	101	10	2,064	54	5	1,018	54	6	1,127	90	6	1,717	180	11	2,351
Other sales	1,127	...	...	375	...	...	494	...	...	649	...	...	120	...	...
Not analyzing merchandise line sales	535	5	...	...	...	...	...	...	...	...	...	...	328	1	...
Small single unit stores	683	29	...	853	30	...	368	12	...	584	24	...	774	25	...

Kind of business and merchandise line	ST. LOUIS, MO. Merchandise line sales	Number	Total sales	SAN ANTONIO, TEX. Merchandise line sales	Number	Total sales	SAN BERNARDINO, CALIF. Merchandise line sales	Number	Total sales	SAN DIEGO, CALIF. Merchandise line sales	Number	Total sales	SAN FRANCISCO-OAKLAND, CALIF. Merchandise line sales	Number	Total sales
Large stores and multiunits															
Analyzing merchandise line sales, total	9,001	52	...	6,454	32	...	2,466	17	...	3,680	19	...	16,420	85	...
Tires (new and used)	2,921	47	8,151	2,320	28	5,348	743	15	2,233	942	15	3,233	5,622	67	13,763
Tire recapping and vulcanizing	152	20	3,013	129	12	2,397	164	9	1,490	(1)	4	(x)	1,350	41	9,027
Batteries and accessories	2,943	51	8,974	2,056	31	6,159	812	17	2,466	1,574	19	3,680	5,309	82	16,340
Gasoline	168	10	1,905	340	10	2,151	152	5	1,074	173	6	1,475	438	23	7,606
Lubricants	91	27	5,373	58	13	3,413	20	7	1,188	19	5	1,396	169	24	7,084
Household appliances and equipment	682	39	6,959	592	22	3,990	240	10	1,428	259	8	2,045	1,277	43	9,258
Services (inc. washing, greasing, etc.)	327	25	4,049	175	17	3,902	151	13	1,942	172	11	2,526	961	44	10,582
Other sales	1,717	...	...	784	...	...	184	...	...	541	...	...	1,294	...	...
Not analyzing merchandise line sales	158	1	...	...	...	...	...	...	...	205	2	...	...	...	...
Small single unit stores	2,899	90	...	1,614	53	...	866	[illegible]	...	1,511	46	...	4,592	128	...

Kind of business and merchandise line	SCRANTON, PA. Merchandise line sales	Number	Total sales	SEATTLE, WASH. Merchandise line sales	Number	Total sales	SOUTH BEND, IND. Merchandise line sales	Number	Total sales	SPRINGFIELD-HOLYOKE, MASS. Merchandise line sales	Number	Total sales	STOCKTON, CALIF. Merchandise line sales	Number	Total sales
Large stores and multiunits															
Analyzing merchandise line sales, total	2,014	17	...	2,872	21	...	1,754	12	...	2,829	18	...	2,164	14	...
Tires (new and used)	993	16	1,984	947	14	2,234	773	12	1,754	1,256	16	2,676	777	12	1,774
Tire recapping and vulcanizing	130	7	1,126	225	8	1,785	79	7	1,106	154	7	1,404	159	7	1,110
Batteries and accessories	535	17	2,014	832	21	2,872	332	12	1,754	523	17	2,661	800	12	2,052
Gasoline	(1)	1	(x)	212	6	1,515	(1)	3	(x)	(1)	4	(x)	(1)	2	(x)
Lubricants	(1)	1	(x)	22	9	1,671	(1)	4	(x)	37	10	1,716	(1)	3	(x)
Household appliances and equipment	138	9	1,126	397	14	2,056	(1)	4	(x)	397	13	1,954	188	8	1,425
Services (inc. washing, greasing, etc.)	(1)	2	(x)	81	8	1,804	40	5	942	109	11	2,076	51	10	1,347
Other sales	218	...	...	156	...	...	530	...	...	353	...	...	189	...	...
Not analyzing merchandise line sales	...	...	...	...	...	...	175	1	...	...	...	...	...	...	...
Small single unit stores	404	16	...	564	23	...	491	18	...	728	19	...	602	25	...

Kind of business and merchandise line	SYRACUSE, N. Y. Merchandise line sales	Number	Total sales	TACOMA, WASH. Merchandise line sales	Number	Total sales	TAMPA-ST. PETERSBURG, FLA. Merchandise line sales	Number	Total sales	TOLEDO, OHIO Merchandise line sales	Number	Total sales	TULSA, OKLA. Merchandise line sales	Number	Total sales
Large stores and multiunits															
Analyzing merchandise line sales, total	[illegible]	[illegible]	...	1,[illegible]	12	...	4,949	24	...	3,449	22	...	3,627	17	...
Tires (new and used)	1,412	15	2,[illegible]	635	11	1,662	1,760	24	4,949	1,065	18	2,921	1,319	15	3,377
Tire recapping and vulcanizing	[illegible]	[illegible]	1,[illegible]	85	6	1,042	141	14	4,335	81	5	1,179	531	11	2,524
Batteries and accessories	[illegible]	15	2,[illegible]52	462	11	1,645	539	21	4,648	1,142	21	3,432	1,186	17	3,627
Gasoline	[illegible]	[illegible]	862	184	7	1,169	440	16	3,720	114	5	1,499	(1)	2	(x)
Lubricants	[illegible]	[illegible]	1,141	13	[illegible]	1,049	52	17	4,127	41	8	2,076	(1)	4	(x)
Household appliances and equipment	[illegible]	[illegible]	2,435	99	8	1,229	582	20	4,368	327	17	2,790	126	6	1,254
Services (inc. washing, greasing, etc.)	99	6	1,161	90	8	1,308	262	18	4,027	141	7	1,771	55	8	1,479
Other sales	[illegible]	...	...	147	...	...	1,173	...	...	548	...	...	410	...	...
Not analyzing merchandise line sales	[illegible]	1	...	24	2	...	...	...	...	...	...	...	699	2	...
Small single unit stores	[illegible]	[illegible]	...	759	21	...	762	25	...	543	17	...	477	18	...

Table 21E.—MERCHANDISE LINE SALES OF LARGE STORES AND MULTIUNITS—AUTOMOTIVE GROUP AND GASOLINE SERVICE STATIONS—KIND OF BUSINESS, FOR SELECTED STANDARD METROPOLITAN AREAS: 1948—Continued

[See text for explanatory material]

Kind of business and merchandise line	Merchandise line sales (Thousand dollars)	Stores reporting merchandise line: Number	Stores reporting merchandise line: Total sales (Thousand dollars)	Merchandise line sales (Thousand dollars)	Stores reporting merchandise line: Number	Stores reporting merchandise line: Total sales (Thousand dollars)	Merchandise line sales (Thousand dollars)	Stores reporting merchandise line: Number	Stores reporting merchandise line: Total sales (Thousand dollars)	Merchandise line sales (Thousand dollars)	Stores reporting merchandise line: Number	Stores reporting merchandise line: Total sales (Thousand dollars)	Merchandise line sales (Thousand dollars)	Stores reporting merchandise line: Number	Stores reporting merchandise line: Total sales (Thousand dollars)
TIRE, BATTERY, ACCESSORY DEALERS	UTICA-ROME, N. Y.			WASHINGTON, D. C.			WHEELING, W.VA.-STEUBENVILLE, OHIO			WICHITA, KANS.			WILKES-BARRE-HAZLETON, PA.		
Large stores and multiunits—															
Analyzing merchandise line sales, total	1,081	11	...	10,068	39	...	1,816	18	...	3,683	15	...	1,859	12	...
Tires (new and used)	551	10	1,035	4,631	39	10,068	500	14	1,506	1,425	14	3,672	1,026	11	1,836
Tire recapping and vulcanizing	67	7	641	322	14	5,149	151	8	910	386	11	2,717	147	6	813
Batteries and accessories	139	10	912	2,359	38	9,894	595	17	1,639	866	14	3,490	285	11	1,836
Gasoline	(1)	2	(x)	232	5	1,428	140	9	1,150	196	5	1,521	(1)	3	(x)
Lubricants	(1)	3	(x)	62	12	3,628	15	9	1,150	29	6	1,842	(1)	2	(x)
Household appliances and equipment	76	6	811	1,433	32	8,758	97	9	895	221	5	1,706	170	6	1,112
Services (inc. washing, greasing, etc.)	24	5	551	238	16	5,118	90	10	1,302	39	6	1,195	(1)	3	(x)
Other sales	224	...	...	791	...	...	222	...	...	521	...	...	231	...	...
Not analyzing merchandise line sales	...	...	...	...	...	...	124	1	...	...	...	...	12	1	...
Small single unit stores	768	20	...	881	19	...	790	25	...	862	24	...	600	22	...
	WILMINGTON, DEL.			YORK, PA.			YOUNGSTOWN, OHIO								
Large stores and multiunits—															
Analyzing merchandise line sales, total	1,249	14	...	1,092	11	...	3,295	29	...						
Tires (new and used)	555	11	1,195	391	10	1,091	1,030	23	2,998						
Tire recapping and vulcanizing	106	6	795	59	6	703	131	8	1,199						
Batteries and accessories	350	13	1,218	247	11	1,092	1,001	29	3,295						
Gasoline	(1)	4	(x)	(1)	3	(x)	159	5	1,016						
Lubricants	(1)	3	(x)	(1)	4	(x)	38	8	1,931						
Household appliances and equipment	89	5	805	110	8	1,044	308	12	2,306						
Services (inc. washing, greasing, etc.)	32	5	554	15	5	782	106	9	1,346						
Other sales	117	...	...	270	...	...	522	...	...						
Not analyzing merchandise line sales	...	...	...	...	...	...	...	...	...						
Small single unit stores	638	19	...	545	13	...	1,468	36	...						

See footnotes at end of table.

Table 21E.—MERCHANDISE LINE SALES OF LARGE STORES AND MULTIUNITS—AUTOMOTIVE GROUP AND GASOLINE SERVICE STATIONS—KIND OF BUSINESS, FOR SELECTED STANDARD METROPOLITAN AREAS: 1948—Continued

[See text for explanatory material]

Kind of business and merchandise line	Merchandise line sales (Thousand dollars)	Stores reporting merchandise line: Number	Stores reporting merchandise line: Total sales (Thousand dollars)	Merchandise line sales (Thousand dollars)	Stores reporting merchandise line: Number	Stores reporting merchandise line: Total sales (Thousand dollars)	Merchandise line sales (Thousand dollars)	Stores reporting merchandise line: Number	Stores reporting merchandise line: Total sales (Thousand dollars)	Merchandise line sales (Thousand dollars)	Stores reporting merchandise line: Number	Stores reporting merchandise line: Total sales (Thousand dollars)	Merchandise line sales (Thousand dollars)	Stores reporting merchandise line: Number	Stores reporting merchandise line: Total sales (Thousand dollars)
	AKRON, OHIO			ALBANY-SCHENECTADY-TROY, N.Y.			ATLANTA, GA.			BOSTON, MASS.			BALTIMORE, MD.		
GASOLINE SERVICE STATIONS															
Large stores and multiunits															
Analyzing merchandise line sales, total	[illegible]	[illegible]	...	[illegible]	[illegible]	...	[illegible]	[illegible]	...	15,248	158	...	13,709	145	...
Gasoline	[illegible]	[illegible]	[illegible]	[illegible]	53	6,145	6,644	101	10,163	10,161	158	15,248	10,056	145	13,709
Lubricants	[illegible]	[illegible]	[illegible]	[illegible]	49	[illegible]	724	48	[illegible]	423	145	13,727	[illegible]	140	13,129
Fuel oil	[illegible]	[illegible]	[illegible]	145	2	1,441	77	[illegible]	2,181	1,230	52	5,527	51	19	2,278
Tires (new and used)	[illegible]	[illegible]	[illegible]	[illegible]	37	[illegible]	913	[illegible]	7,997	605	121	11,700	442	125	11,536
Tire recapping and vulcanizing	[illegible]	[illegible]	[illegible]	[illegible]	6	631	146	20	3,088	42	27	2,890	155	29	2,796
Batteries and accessories	[illegible]	[illegible]	[illegible]	302	40	4,663	709	72	7,921	722	131	12,332	735	135	12,798
Household appliances and equipment	...	...	...	15	5	546	248	10	1,444	149	11	1,549	63	5	846
Services (inc. washing, greasing, etc.)	[illegible]	[illegible]	[illegible]	[illegible]	39	[illegible]	544	65	7,274	926	123	11,852	700	124	11,709
Other sales	[illegible]	...	...	18	...	...	358	...	...	430	...	...	452	...	...
Not analyzing merchandise line sales	[illegible]	[illegible]	...	...	...	...	387	4	...	1,135	8	...	...	...	...
Small single unit stores	[illegible]	[illegible]	...	[illegible]	539	...	18,679	574	...	[illegible]3,601	1,704	...	28,305	794	...

Kind of business and merchandise line	Merchandise line sales (Thousand dollars)	Stores reporting merchandise line: Number	Stores reporting merchandise line: Total sales (Thousand dollars)	Merchandise line sales (Thousand dollars)	Stores reporting merchandise line: Number	Stores reporting merchandise line: Total sales (Thousand dollars)	Merchandise line sales (Thousand dollars)	Stores reporting merchandise line: Number	Stores reporting merchandise line: Total sales (Thousand dollars)	Merchandise line sales (Thousand dollars)	Stores reporting merchandise line: Number	Stores reporting merchandise line: Total sales (Thousand dollars)	Merchandise line sales (Thousand dollars)	Stores reporting merchandise line: Number	Stores reporting merchandise line: Total sales (Thousand dollars)
	CANTON, OHIO			CHARLESTON, W.VA.			CHATTANOOGA, TENN.			CHICAGO, ILL.			CINCINNATI, OHIO		
Large stores and multiunits															
Analyzing merchandise line sales, total	[illegible]	[illegible]	...	[illegible]	45	...	[illegible]	33	...	74,429	543	...	11,326	119	...
Gasoline	[illegible]	[illegible]	[illegible]	2,552	45	3,723	2,125	33	[illegible]	55,814	543	74,429	9,064	119	11,326
Lubricants	[illegible]	[illegible]	[illegible]	21	43	[illegible]	168	30	2,848	4,239	509	70,191	684	112	10,871
Fuel oil	[illegible]	[illegible]	[illegible]	[illegible]	11	[illegible]	49	12	903	1,787	208	32,930	59	23	2,420
Tires (new and used)	[illegible]	[illegible]	[illegible]	[illegible]	35	[illegible]	297	26	[illegible]	2,527	318	43,924	322	41	8,749
Tire recapping and vulcanizing	[illegible]	[illegible]	[illegible]	[illegible]	9	[illegible]	13	10	612	194	69	10,222	38	41	4,573
Batteries and accessories	[illegible]	[illegible]	[illegible]	228	40	3,304	167	20	2,024	2,613	376	53,597	391	63	7,837
Household appliances and equipment	[illegible]	[illegible]	[illegible]	(1)	4	(x)	(1)	[illegible]	(x)	438	20	3,662	25	5	607
Services (inc. washing, greasing, etc.)	[illegible]	[illegible]	[illegible]	222	34	2,722	99	[illegible]	1,758	4,867	378	50,608	378	87	8,917
Other sales	[illegible]	...	...	311	...	...	289	...	...	1,980	...	...	365	...	...
Not analyzing merchandise line sales	...	...	...	...	...	...	144	2	...	753	7	...	...	...	...
Small single unit stores	[illegible]	[illegible]	...	9,301	277	...	[illegible],672	245	...	126,817	3,274	...	22,644	617	...

Kind of business and merchandise line	Merchandise line sales (Thousand dollars)	Stores reporting merchandise line: Number	Stores reporting merchandise line: Total sales (Thousand dollars)	Merchandise line sales (Thousand dollars)	Stores reporting merchandise line: Number	Stores reporting merchandise line: Total sales (Thousand dollars)	Merchandise line sales (Thousand dollars)	Stores reporting merchandise line: Number	Stores reporting merchandise line: Total sales (Thousand dollars)	Merchandise line sales (Thousand dollars)	Stores reporting merchandise line: Number	Stores reporting merchandise line: Total sales (Thousand dollars)	Merchandise line sales (Thousand dollars)	Stores reporting merchandise line: Number	Stores reporting merchandise line: Total sales (Thousand dollars)
	CLEVELAND, OHIO			COLUMBUS, OHIO			DALLAS, TEX.			DAVENPORT, IOWA-ROCK ISLAND-MOLINE, ILL.			DAYTON, OHIO		
Large stores and multiunits															
Analyzing merchandise line sales, total	[illegible]	[illegible]	...	[illegible]	102	...	[illegible]	88	...	4,985	50	...	8,498	71	...
Gasoline	[illegible]	[illegible]	[illegible]	[illegible],282	102	9,520	7,231	88	[illegible]	3,542	50	4,985	6,301	71	8,498
Lubricants	[illegible]	[illegible]	[illegible]	[illegible]	[illegible]	8,987	845	83	9,281	329	48	4,662	495	66	7,707
Fuel oil	[illegible]	38	[illegible]	[illegible]	21	1,595	[illegible]	8	621	[illegible]	31	[illegible]	94	15	1,882
Tires (new and used)	[illegible]	[illegible]	[illegible]	[illegible]	[illegible]	[illegible]	[illegible]	[illegible]	[illegible]	132	30	2,653	387	47	6,105
Tire recapping and vulcanizing	[illegible]	[illegible]	[illegible]	[illegible]	35	[illegible]	(1)	4	(x)	(1)	4	(x)	57	25	3,896
Batteries and accessories	[illegible]	[illegible]	[illegible]	[illegible]	85	[illegible]	502	[illegible]	[illegible]	99	35	2,833	568	65	7,912
Household appliances and equipment	[illegible]	[illegible]	[illegible]	[illegible]	[illegible]	1,171	(1)	4	(x)	79	8	565	(1)	4	(x)
Services (inc. washing, greasing, etc.)	[illegible]	[illegible]	[illegible]	[illegible]	[illegible]	[illegible]	496	[illegible]	7,894	146	30	2,419	317	49	6,214
Other sales	[illegible]	...	...	[illegible]	...	...	[illegible]	...	...	439	...	...	279	...	...
Not analyzing merchandise line sales	[illegible]	[illegible]	...	18	1	...	300	[illegible]	...	128	1	...	274	3	...
Small single unit stores	[illegible]	[illegible]	...	[illegible]	[illegible]	...	[illegible],188	[illegible]	...	8,009	241	...	14,384	345	...

Kind of business and merchandise line	Merchandise line sales (Thousand dollars)	Stores reporting merchandise line: Number	Stores reporting merchandise line: Total sales (Thousand dollars)	Merchandise line sales (Thousand dollars)	Stores reporting merchandise line: Number	Stores reporting merchandise line: Total sales (Thousand dollars)	Merchandise line sales (Thousand dollars)	Stores reporting merchandise line: Number	Stores reporting merchandise line: Total sales (Thousand dollars)	Merchandise line sales (Thousand dollars)	Stores reporting merchandise line: Number	Stores reporting merchandise line: Total sales (Thousand dollars)	Merchandise line sales (Thousand dollars)	Stores reporting merchandise line: Number	Stores reporting merchandise line: Total sales (Thousand dollars)
	DENVER, COLO.			DES MOINES, IOWA			DETROIT, MICH.			DULUTH, MINN.-SUPERIOR, WIS.			FLINT, MICH.		
Large stores and multiunits															
Analyzing merchandise line sales, total	[illegible]	[illegible]	...	[illegible]	36	...	46,120	[illegible]	...	3,308	38	...	4,518	42	...
Gasoline	[illegible]	[illegible]	[illegible]	[illegible]	36	4,310	[illegible]	[illegible]	[illegible]	2,042	38	3,308	2,791	42	4,518
Lubricants	[illegible]	[illegible]	[illegible]	427	33	4,011	[illegible]	[illegible]	[illegible]	168	38	3,308	239	40	3,881
Fuel oil	[illegible]	[illegible]	[illegible]	[illegible]	10	868	[illegible]	104	[illegible]	328	15	1,823	385	29	2,889
Tires (new and used)	[illegible]	[illegible]	[illegible]	105	19	2,727	1,340	227	31,368	160	18	1,471	135	31	3,262
Tire recapping and vulcanizing	[illegible]	[illegible]	[illegible]	(1)	4	(x)	105	44	6,115	(1)	2	(x)	42	10	1,555
Batteries and accessories	[illegible]	[illegible]	[illegible]	[illegible]	23	3,608	2,710	287	[illegible]	87	23	1,835	208	30	3,446
Household appliances and equipment	[illegible]	[illegible]	[illegible]	(1)	2	(x)	[illegible]	[illegible]	[illegible]	(1)	4	(x)	172	8	1,526
Services (inc. washing, greasing, etc.)	[illegible]	[illegible]	[illegible]	88	20	[illegible]	2,838	258	[illegible]	60	22	[illegible]	201	27	3,423
Other sales	[illegible]	...	...	[illegible]	...	...	2,124	...	...	463	...	...	345	...	...
Not analyzing merchandise line sales	...	...	...	...	...	...	[illegible]	[illegible]	...	37	1	...	...	...	...
Small single unit stores	[illegible]	[illegible]	...	[illegible]	[illegible]	...	[illegible]	[illegible]	...	8,523	317	...	[illegible],753	341	...

Kind of business and merchandise line	Merchandise line sales (Thousand dollars)	Stores reporting merchandise line: Number	Stores reporting merchandise line: Total sales (Thousand dollars)	Merchandise line sales (Thousand dollars)	Stores reporting merchandise line: Number	Stores reporting merchandise line: Total sales (Thousand dollars)	Merchandise line sales (Thousand dollars)	Stores reporting merchandise line: Number	Stores reporting merchandise line: Total sales (Thousand dollars)	Merchandise line sales (Thousand dollars)	Stores reporting merchandise line: Number	Stores reporting merchandise line: Total sales (Thousand dollars)	Merchandise line sales (Thousand dollars)	Stores reporting merchandise line: Number	Stores reporting merchandise line: Total sales (Thousand dollars)
	FORT WORTH, TEX.			FRESNO, CALIF.			GRAND RAPIDS, MICH.			HARRISBURG, PA.			HARTFORD, CONN.		
Large stores and multiunits															
Analyzing merchandise line sales, total	[illegible]	[illegible]	...	[illegible]	[illegible]	...	[illegible]	[illegible]	...	6,744	46	...	3,093	36	...
Gasoline	[illegible]	[illegible]	[illegible]	[illegible]	[illegible]	[illegible]	2,822	[illegible]	[illegible]	4,532	46	[illegible]	1,819	36	3,093
Lubricants	[illegible]	[illegible]	[illegible]	[illegible]	[illegible]	[illegible]	[illegible]	[illegible]	[illegible]	[illegible]	43	[illegible]	164	36	3,093
Fuel oil	[illegible]	[illegible]	[illegible]	[illegible]	[illegible]	[illegible]	[illegible]	[illegible]	[illegible]	[illegible]	10	[illegible]	140	7	745
Tires (new and used)	[illegible]	[illegible]	[illegible]	[illegible]	[illegible]	[illegible]	[illegible]	20	[illegible]	[illegible]	[illegible]	5,501	[illegible]	[illegible]	2,663
Tire recapping and vulcanizing	[illegible]	[illegible]	[illegible]	[illegible]	[illegible]	[illegible]	(1)	[illegible]	(x)	[illegible]	[illegible]	622	[illegible]	8	850
Batteries and accessories	[illegible]	[illegible]	[illegible]	[illegible]	[illegible]	[illegible]	[illegible]	[illegible]	[illegible]	[illegible]	[illegible]	5,581	177	33	2,854
Household appliances and equipment	[illegible]	[illegible]	[illegible]	[illegible]	[illegible]	[illegible]	(1)	1	(x)	(1)	3	(x)	[illegible]	5	539
Services (inc. washing, greasing, etc.)	[illegible]	[illegible]	[illegible]	[illegible]	[illegible]	[illegible]	180	[illegible]	[illegible]	158	31	[illegible]	413	29	2,646
Other sales	[illegible]	...	...	[illegible]	...	...	277	...	...	648	...	...	217	...	...
Not analyzing merchandise line sales	...	...	...	...	...	...	[illegible]	1	...	...	...	...	...	...	...
Small single unit stores	[illegible]	[illegible]	...	[illegible]	[illegible]	...	[illegible]	[illegible]	...	[illegible]	[illegible]	...	[illegible]	371	...

Table 21E.—MERCHANDISE LINE SALES OF LARGE STORES AND MULTIUNITS—AUTOMOTIVE GROUP AND GASOLINE SERVICE STATIONS—KIND OF BUSINESS, FOR SELECTED STANDARD METROPOLITAN AREAS: 1948—Continued

[See text for explanatory material]

Kind of business and merchandise line	Merchandise line sales (Thousand dollars)	Stores reporting merchandise line: Number	Stores reporting merchandise line: Total sales (Thousand dollars)	Merchandise line sales (Thousand dollars)	Stores reporting merchandise line: Number	Stores reporting merchandise line: Total sales (Thousand dollars)	Merchandise line sales (Thousand dollars)	Stores reporting merchandise line: Number	Stores reporting merchandise line: Total sales (Thousand dollars)	Merchandise line sales (Thousand dollars)	Stores reporting merchandise line: Number	Stores reporting merchandise line: Total sales (Thousand dollars)	Merchandise line sales (Thousand dollars)	Stores reporting merchandise line: Number	Stores reporting merchandise line: Total sales (Thousand dollars)
GASOLINE SERVICE STATIONS	HOUSTON, TEX.			HUNTINGTON, W.VA.-ASHLAND, KY.			INDIANAPOLIS, IND.			JACKSONVILLE, FLA.			KANSAS CITY, MO.		
Large stores and multiunits—															
Analyzing merchandise line sales, total	11,487	126	...	2,384	25	...	13,259	108	...	4,011	41	...	9,453	114	...
Gasoline	8,271	126	11,487	1,855	25	2,384	9,859	108	13,259	2,590	41	4,011	7,522	114	9,453
Lubricants	853	112	10,434	134	24	2,232	787	104	12,518	238	40	3,766	345	92	7,023
Fuel oil	111	34	2,562	33	8	887	120	32	2,528	68	15	1,165	151	28	3,016
Tires (new and used)	659	76	8,241	87	19	1,972	917	48	6,575	535	29	3,340	193	42	3,806
Tire recapping and vulcanizing	14	11	1,289	16	7	431	52	13	1,665	(1)	3	(x)	8	11	1,048
Batteries and accessories	566	88	9,109	94	19	1,978	586	72	10,241	286	29	3,340	307	50	4,440
Household appliances and equipment	51	13	1,497	(1)	3	(x)	103	8	1,750	(1)	2	(x)	163	6	642
Services (inc. washing, greasing, etc.)	555	82	8,246	87	15	1,601	434	55	7,620	134	28	2,891	365	49	4,700
Other sales	437	...	...	78	...	...	401	...	...	160	...	...	399	...	...
Not analyzing merchandise line sales	1,102	6	...	...	...	...	...	...	...	22	1	...	105	1	...
Small single unit stores	2,974	658	...	4,917	197	...	17,031	446	...	8,433	297	...	26,393	882	...
	KNOXVILLE, TENN.			LANCASTER, PA.			LOS ANGELES, CALIF.			LOUISVILLE, KY.			MEMPHIS, TENN.		
Large stores and multiunits—															
Analyzing merchandise line sales, total	4,606	45	...	2,547	32	...	107,366	1,202	...	7,939	85	...	6,881	69	...
Gasoline	3,204	45	4,606	1,672	32	2,547	82,146	1,202	107,366	6,397	85	7,939	4,859	69	6,881
Lubricants	253	40	4,292	123	32	2,547	5,170	1,131	100,248	465	81	7,610	351	62	6,248
Fuel oil	108	8	841	429	6	1,486	1,002	260	20,273	75	24	2,446	30	8	1,010
Tires (new and used)	489	32	4,010	48	14	1,249	4,955	1,015	90,636	257	61	5,471	437	48	5,103
Tire recapping and vulcanizing	57	6	1,050	4	7	490	547	577	44,594	15	18	1,987	8	7	664
Batteries and accessories	182	28	3,418	78	12	1,188	5,042	1,046	96,408	217	55	5,510	518	50	5,408
Household appliances and equipment	(1)	3	(x)	(1)	1	(x)	670	70	12,406	(1)	4	(x)	(1)	4	(x)
Services (inc. washing, greasing, etc.)	195	27	3,360	68	14	1,112	5,635	1,091	95,431	190	55	5,512	419	50	5,309
Other sales	118	...	...	125	...	...	2,199	...	...	323	...	...	259	...	...
Not analyzing merchandise line sales	216	3	...	...	...	...	2,177	12	...	32	1	...	...	...	...
Small single unit stores	3,740	276	...	6,425	252	...	153,074	4,965	...	13,867	396	...	10,295	284	...
	MIAMI, FLA.			MILWAUKEE, WIS.			MINNEAPOLIS-ST. PAUL, MINN.			MOBILE, ALA.			NASHVILLE, TENN.		
Large stores and multiunits—															
Analyzing merchandise line sales, total	8,939	86	...	7,336	80	...	18,550	176	...	2,547	33	...	5,603	71	...
Gasoline	6,532	86	8,939	5,730	80	7,336	14,039	176	18,550	1,945	33	2,547	3,977	71	5,603
Lubricants	514	80	8,400	491	74	6,913	960	173	18,209	139	29	2,232	300	71	5,603
Fuel oil	43	16	1,371	36	16	1,583	1,291	74	10,842	19	8	581	74	29	2,179
Tires (new and used)	489	68	7,650	243	46	4,693	584	88	11,708	136	18	1,429	498	34	3,461
Tire recapping and vulcanizing	31	15	1,599	26	11	1,196	96	24	2,424	(1)	1	(x)	137	9	1,263
Batteries and accessories	510	61	6,971	305	54	5,366	430	100	12,468	164	21	1,752	202	31	2,995
Household appliances and equipment	(1)	4	(x)	(1)	2	(x)	155	23	3,519	(1)	1	(x)	(1)	2	(x)
Services (inc. washing, greasing, etc.)	580	62	7,167	279	54	5,475	506	88	9,203	75	19	1,434	220	33	3,051
Other sales	240	...	...	226	...	...	489	...	...	69	...	...	195	...	...
Not analyzing merchandise line sales	...	...	...	48	1	...	1,299	10	...	...	...	...	65	1	...
Small single unit stores	18,185	480	...	25,446	716	...	35,986	1,089	...	6,061	192	...	8,224	231	...
	NEW ORLEANS, LA.			NEW YORK-NORTHEASTERN NEW JERSEY			NORFOLK-PORTSMOUTH, VA.			OKLAHOMA CITY, OKLA.			OMAHA, NEBR.		
Large stores and multiunits—															
Analyzing merchandise line sales, total	7,442	78	...	86,583	914	...	3,757	46	...	4,145	49	...	4,723	39	...
Gasoline	5,706	78	7,442	60,813	914	86,583	2,382	46	3,757	3,014	49	4,145	3,229	39	4,723
Lubricants	331	74	7,008	4,561	784	73,259	259	46	3,757	239	45	3,589	194	28	3,966
Fuel oil	147	16	1,055	1,414	179	16,332	104	12	964	78	6	704	315	14	2,734
Tires (new and used)	446	40	4,784	2,571	591	57,546	180	29	3,002	172	20	2,303	206	18	2,128
Tire recapping and vulcanizing	10	9	846	268	113	10,902	(1)	4	(x)	(1)	4	(x)	76	7	1,062
Batteries and accessories	248	41	4,991	4,551	715	70,001	203	27	2,704	269	31	3,047	154	19	2,195
Household appliances and equipment	64	5	408	277	22	2,470	(1)	2	(x)	(1)	2	(x)	(1)	2	(x)
Services (inc. washing, greasing, etc.)	228	36	3,621	8,169	721	70,964	264	33	2,824	232	25	2,329	285	38	4,563
Other sales	262	...	...	3,959	...	...	365	...	...	141	...	...	264	...	...
Not analyzing merchandise line sales	162	1	...	1,415	12	...	...	...	...	208	2	...	115	1	...
Small single unit stores	12,572	362	...	251,566	8,019	...	10,966	322	...	10,680	395	...	10,714	363	...
	PEORIA, ILL.			PHILADELPHIA, PA.			PHOENIX, ARIZ.			PITTSBURGH, PA.			PORTLAND, OREG.		
Large stores and multiunits—															
Analyzing merchandise line sales, total	3,938	39	...	22,457	307	...	5,226	43	...	18,681	214	...	10,909	135	...
Gasoline	2,985	39	3,938	16,644	307	22,457	3,527	43	5,226	14,191	214	18,681	7,454	135	10,909
Lubricants	275	36	3,623	1,747	284	21,180	348	40	4,847	1,177	203	17,463	671	120	9,970
Fuel oil	144	10	1,403	362	65	3,252	216	11	1,901	207	83	7,526	302	29	2,941
Tires (new and used)	168	20	1,949	768	258	18,534	348	37	4,518	603	148	13,060	685	108	8,503
Tire recapping and vulcanizing	(1)	4	(x)	46	46	3,944	24	25	2,601	109	70	6,722	142	64	5,403
Batteries and accessories	95	19	1,862	966	266	19,043	363	40	4,957	734	141	13,187	587	107	8,541
Household appliances and equipment	(1)	1	(x)	20	5	424	(1)	4	(x)	43	5	456	56	6	1,033
Services (inc. washing, greasing, etc.)	133	15	1,493	1,237	254	18,035	222	35	4,167	956	124	12,085	780	115	9,400
Other sales	138	...	...	667	...	...	178	...	...	661	...	...	232	...	...
Not analyzing merchandise line sales	...	...	...	938	9	...	...	...	...	1,069	7	...	14	1	...
Small single unit stores	8,460	255	...	80,048	2,731	...	12,249	414	...	56,193	1,989	...	24,871	862	...

See footnotes at end of table.

Table 21E.—MERCHANDISE LINE SALES OF LARGE STORES AND MULTIUNITS—AUTOMOTIVE GROUP AND GASOLINE SERVICE STATIONS—KIND OF BUSINESS, FOR SELECTED STANDARD METROPOLITAN AREAS 1948—Continued

[See text for explanatory material]

Kind of business and merchandise line	Merchandise line sales (Thousand dollars)	Stores reporting merchandise line: Number	Stores reporting merchandise line: Total sales (Thousand dollars)
RICHMOND, VA.			
GASOLINE SERVICE STATIONS			
Large stores and multiunits			
Analyzing merchandise line sales, total	4,720	43	...
Gasoline	3,242	43	4,720
Lubricants	231	40	4,513
Fuel oil	192	9	1,701
Tires (new and used)	186	34	4,218
Tire recapping and vulcanizing	8	6	498
Batteries and accessories	258	33	4,262
Household appliances and equipment	...	...	...
Services (inc. washing, greasing, etc.)	291	32	3,573
Other sales	312	...	...
Not analyzing merchandise line sales	...	...	...
Small single unit stores	11,490	363	...
ROCHESTER, N.Y.			
Large stores and multiunits			
Analyzing merchandise line sales, total	4,892	71	...
Gasoline	3,813	71	4,892
Lubricants	317	70	4,812
Fuel oil	65	15	1,055
Tires (new and used)	121	40	1,447
Tire recapping and vulcanizing	10	7	691
Batteries and accessories	235	51	3,709
Household appliances and equipment	(1)	3	(x)
Services (inc. washing, greasing, etc.)	264	49	1,521
Other sales	67	...	...
Not analyzing merchandise line sales	...	...	...
Small single unit stores	14,225	421	...
SACRAMENTO, CALIF.			
Large stores and multiunits			
Analyzing merchandise line sales, total	3,973	42	...
Gasoline	2,947	42	3,973
Lubricants	238	41	3,755
Fuel oil	81	15	1,467
Tires (new and used)	161	40	3,692
Tire recapping and vulcanizing	10	23	2,008
Batteries and accessories	196	41	3,747
Household appliances and equipment	...	...	...
Services (inc. washing, greasing, etc.)	271	40	3,845
Other sales	69	...	...
Not analyzing merchandise line sales	...	...	...
Small single unit stores	9,812	277	...
ST. LOUIS, MO.			
Large stores and multiunits			
Analyzing merchandise line sales, total	18,735	185	...
Gasoline	14,165	185	18,735
Lubricants	1,042	171	17,499
Fuel oil	396	69	8,348
Tires (new and used)	741	92	9,767
Tire recapping and vulcanizing	85	30	3,773
Batteries and accessories	668	98	10,688
Household appliances and equipment	(1)	4	(x)
Services (inc. washing, greasing, etc.)	607	84	8,723
Other sales	1,031	...	...
Not analyzing merchandise line sales	2,255	11	...
Small single unit stores	50,716	1,635	...
SALT LAKE CITY, UTAH			
Large stores and multiunits			
Analyzing merchandise line sales, total	5,283	56	...
Gasoline	3,710	56	5,283
Lubricants	287	52	4,723
Fuel oil	143	11	2,316
Tires (new and used)	188	42	3,964
Tire recapping and vulcanizing	28	18	1,971
Batteries and accessories	296	51	4,910
Household appliances and equipment	(1)	3	(x)
Services (inc. washing, greasing, etc.)	371	47	4,672
Other sales	210	...	...
Not analyzing merchandise line sales	...	...	...
Small single unit stores	8,832	225	...
SAN ANTONIO, TEX.			
Large stores and multiunits—			
Analyzing merchandise line sales, total	4,386	52	...
Gasoline	3,119	52	4,386
Lubricants	252	48	3,856
Fuel oil	18	10	864
Tires (new and used)	223	34	2,830
Tire recapping and vulcanizing	17	8	756
Batteries and accessories	222	39	3,065
Household appliances and equipment	(1)	4	(x)
Services (inc. washing, greasing, etc.)	213	37	3,084
Other sales	322	...	...
Not analyzing merchandise line sales	461	4	...
Small single unit stores	11,705	371	...
SAN BERNARDINO, CALIF.			
Large stores and multiunits—			
Analyzing merchandise line sales, total	5,701	75	...
Gasoline	4,342	75	5,701
Lubricants	278	69	5,074
Fuel oil	128	25	1,898
Tires (new and used)	244	61	4,719
Tire recapping and vulcanizing	17	31	2,772
Batteries and accessories	270	64	5,185
Household appliances and equipment	(1)	1	(x)
Services (inc. washing, greasing, etc.)	200	62	4,861
Other sales	222	...	...
Not analyzing merchandise line sales	495	1	...
Small single unit stores	12,772	475	...
SAN DIEGO, CALIF.			
Large stores and multiunits—			
Analyzing merchandise line sales, total	9,963	117	...
Gasoline	6,954	117	9,963
Lubricants	578	112	9,405
Fuel oil	139	35	3,000
Tires (new and used)	788	96	7,455
Tire recapping and vulcanizing	133	75	5,737
Batteries and accessories	655	107	8,778
Household appliances and equipment	(1)	4	(x)
Services (inc. washing, greasing, etc.)	586	102	8,011
Other sales	130	...	...
Not analyzing merchandise line sales	113	1	...
Small single unit stores	15,487	532	...
SAN FRANCISCO-OAKLAND, CALIF.			
Large stores and multiunits—			
Analyzing merchandise line sales, total	39,959	363	...
Gasoline	30,289	363	39,959
Lubricants	2,637	345	37,978
Fuel oil	117	31	2,599
Tires (new and used)	1,881	312	32,339
Tire recapping and vulcanizing	152	219	23,384
Batteries and accessories	1,750	342	38,065
Household appliances and equipment	267	14	2,009
Services (inc. washing, greasing, etc.)	2,384	339	37,429
Other sales	482	...	...
Not analyzing merchandise line sales	251	4	...
Small single unit stores	60,833	1,716	...
SAN JOSE, CALIF.			
Large stores and multiunits—			
Analyzing merchandise line sales, total	4,701	48	...
Gasoline	3,573	48	4,701
Lubricants	267	47	4,600
Fuel oil	43	5	743
Tires (new and used)	204	39	3,723
Tire recapping and vulcanizing	17	30	2,725
Batteries and accessories	281	42	4,058
Household appliances and equipment	...	...	...
Services (inc. washing, greasing, etc.)	251	40	3,740
Other sales	65	...	...
Not analyzing merchandise line sales	478	4	...
Small single unit stores	9,751	299	...
SEATTLE, WASH.			
Large stores and multiunits—			
Analyzing merchandise line sales, total	11,604	130	...
Gasoline	7,880	130	11,604
Lubricants	884	128	11,347
Fuel oil	313	9	1,228
Tires (new and used)	624	115	9,896
Tire recapping and vulcanizing	70	71	5,982
Batteries and accessories	579	121	10,684
Household appliances and equipment	50	6	407
Services (inc. washing, greasing, etc.)	913	108	8,764
Other sales	291	...	...
Not analyzing merchandise line sales	...	...	...
Small single unit stores	25,250	850	...
SOUTH BEND, IND.			
Large stores and multiunits—			
Analyzing merchandise line sales, total	3,848	28	...
Gasoline	2,839	28	3,848
Lubricants	182	27	3,680
Fuel oil	334	12	2,281
Tires (new and used)	126	13	1,292
Tire recapping and vulcanizing	...	...	...
Batteries and accessories	61	14	1,446
Household appliances and equipment	...	...	...
Services (inc. washing, greasing, etc.)	45	11	1,133
Other sales	271	...	...
Not analyzing merchandise line sales	...	...	...
Small single unit stores	7,827	228	...
SPOKANE, WASH.			
Large stores and multiunits—			
Analyzing merchandise line sales, total	3,313	33	...
Gasoline	2,264	33	3,313
Lubricants	172	31	3,086
Fuel oil	170	9	1,437
Tires (new and used)	124	26	2,479
Tire recapping and vulcanizing	4	16	1,421
Batteries and accessories	179	28	2,819
Household appliances and equipment	(1)	2	(x)
Services (inc. washing, greasing, etc.)	297	28	2,907
Other sales	103	...	...
Not analyzing merchandise line sales	180	1	...
Small single unit stores	7,444	265	...
SPRINGFIELD-HOLYOKE, MASS.			
Large stores and multiunits—			
Analyzing merchandise line sales, total	3,811	43	...
Gasoline	2,141	43	3,811
Lubricants	222	41	3,580
Fuel oil	897	12	1,764
Tires (new and used)	117	27	2,730
Tire recapping and vulcanizing	18	7	642
Batteries and accessories	169	28	2,927
Household appliances and equipment	...	...	...
Services (inc. washing, greasing, etc.)	143	23	2,431
Other sales	104	...	...
Not analyzing merchandise line sales	100	1	...
Small single unit stores	12,380	403	...
STOCKTON, CALIF.			
Large stores and multiunits—			
Analyzing merchandise line sales, total	2,966	32	...
Gasoline	2,260	32	2,966
Lubricants	185	31	2,864
Fuel oil	21	9	766
Tires (new and used)	120	29	2,817
Tire recapping and vulcanizing	1	17	1,456
Batteries and accessories	237	30	2,919
Household appliances and equipment	(1)	2	(x)
Services (inc. washing, greasing, etc.)	112	31	2,865
Other sales	30	...	...
Not analyzing merchandise line sales	86	1	...
Small single unit stores	7,172	243	...
SYRACUSE, N.Y.			
Large stores and multiunits—			
Analyzing merchandise line sales, total	3,545	43	...
Gasoline	2,144	43	3,545
Lubricants	221	33	3,141
Fuel oil	319	14	1,355
Tires (new and used)	58	21	1,599
Tire recapping and vulcanizing	(1)	4	(x)
Batteries and accessories	92	29	1,922
Household appliances and equipment	(1)	3	(x)
Services (inc. washing, greasing, etc.)	206	33	2,465
Other sales	505	...	...
Not analyzing merchandise line sales	...	...	...
Small single unit stores	11,058	350	...
TACOMA, WASH.			
Large stores and multiunits—			
Analyzing merchandise line sales, total	2,647	30	...
Gasoline	1,722	30	2,647
Lubricants	134	29	2,526
Fuel oil	283	6	908
Tires (new and used)	124	22	2,208
Tire recapping and vulcanizing	8	13	1,079
Batteries and accessories	144	26	2,494
Household appliances and equipment	(1)	2	(x)
Services (inc. washing, greasing, etc.)	102	23	2,028
Other sales	130	...	...
Not analyzing merchandise line sales	177	2	...
Small single unit stores	8,524	320	...
TAMPA-ST. PETERSBURG, FLA.			
Large stores and multiunits—			
Analyzing merchandise line sales, total	5,636	88	...
Gasoline	3,980	88	5,636
Lubricants	288	85	5,298
Fuel oil	57	38	2,857
Tires (new and used)	487	35	3,483
Tire recapping and vulcanizing	13	6	731
Batteries and accessories	200	32	3,284
Household appliances and equipment	142	8	1,510
Services (inc. washing, greasing, etc.)	207	32	3,136
Other sales	342	...	...
Not analyzing merchandise line sales	273	4	...
Small single unit stores	12,934	473	...
TOLEDO, OHIO			
Large stores and multiunits—			
Analyzing merchandise line sales, total	8,110	66	...
Gasoline	5,942	66	8,110
Lubricants	501	61	7,792
Fuel oil	97	20	3,070
Tires (new and used)	428	49	6,346
Tire recapping and vulcanizing	23	28	4,178
Batteries and accessories	451	58	7,108
Household appliances and equipment	20	5	703
Services (inc. washing, greasing, etc.)	240	49	6,614
Other sales	408	...	...
Not analyzing merchandise line sales	...	...	...
Small single unit stores	13,431	348	...
UTICA-ROME, N.Y.			
Large stores and multiunits—			
Analyzing merchandise line sales, total	3,426	34	...
Gasoline	2,731	34	3,426
Lubricants	159	31	3,029
Fuel oil	314	20	1,994
Tires (new and used)	62	21	2,061
Tire recapping and vulcanizing	13	6	522
Batteries and accessories	146	24	2,343
Household appliances and equipment	(1)	1	(x)
Services (inc. washing, greasing, etc.)	73	21	2,026
Other sales	328	...	...
Not analyzing merchandise line sales	...	...	...
Small single unit stores	9,667	263	...
WASHINGTON, D.C.			
Large stores and multiunits			
Analyzing merchandise line sales, total	33,577	255	...
Gasoline	24,718	255	33,577
Lubricants	2,166	241	31,874
Fuel oil	201	22	3,834
Tires (new and used)	1,217	213	28,900
Tire recapping and vulcanizing	255	66	8,984
Batteries and accessories	1,736	231	31,099
Household appliances and equipment	64	11	840
Services (inc. washing, greasing, etc.)	1,974	220	29,578
Other sales	1,044	...	...
Not analyzing merchandise line sales	417	4	...
Small single unit stores	20,781	573	...
WICHITA, KANS.			
Large stores and multiunits			
Analyzing merchandise line sales, total	4,164	29	...
Gasoline	3,089	29	4,164
Lubricants	208	27	4,044
Fuel oil	47	8	807
Tires (new and used)	78	23	3,762
Tire recapping and vulcanizing	...	4	(x)
Batteries and accessories	139	26	2,734
Household appliances and equipment	(1)	4	(x)
Services (inc. washing, greasing, etc.)	123	21	3,260
Other sales	380	...	...
Not analyzing merchandise line sales	60	2	...
Small single unit stores	7,643	294	...
WILMINGTON, DEL.			
Large stores and multiunits			
Analyzing merchandise line sales, total	4,428	21	...
Gasoline	3,295	21	4,428
Lubricants	307	21	4,428
Fuel oil	161	9	1,124
Tires (new and used)	85	14	1,498
Tire recapping and vulcanizing	(1)	4	(x)
Batteries and accessories	148	18	2,054
Household appliances and equipment	(1)	2	(x)
Services (inc. washing, greasing, etc.)	98	12	1,145
Other sales	84	...	...
Not analyzing merchandise line sales	...	...	...
Small single unit stores	9,514	290	...
YOUNGSTOWN, OHIO			
Large stores and multiunits			
Analyzing merchandise line sales, total	5,211	53	...
Gasoline	3,895	53	5,211
Lubricants	330	49	4,851
Fuel oil	137	19	1,601
Tires (new and used)	331	40	4,320
Tire recapping and vulcanizing	32	22	2,884
Batteries and accessories	242	40	4,491
Household appliances and equipment	37	5	663
Services (inc. washing, greasing, etc.)	125	36	4,191
Other sales	182	...	...
Not analyzing merchandise line sales	205	4	...
Small single unit stores	10,517	391	...

(1) Withheld to avoid disclosure. (x) Combined with "Other sales."

Note: See explanatory material for definitions of Standard Metropolitan Areas.

Table 21F.—MOTOR VEHICLE AND FARM EQUIPMENT DEALERS—CARS AND TRUCKS SOLD—UNITED STATES AND GEOGRAPHIC DIVISIONS: 1948

[Data based on sample. See text for description of sample and other explanatory material.]

Geographic division and kind of business	Dealers analyzing merchandise line sales										Dealers not analyzing merchandise line sales	
	Number	Sales, entire year (Thousand dollars)	New passenger car sales		New truck sales		Used passenger car sales		Used truck sales		Number	Sales, entire year (Thousand dollars)
			Number	Amount (Thousand dollars)	Number	Amount (Thousand dollars)	Number	Amount (Thousand dollars)	Number	Amount (Thousand dollars)		
United States, total	77,727	20,711,415	3,620,533	7,245,448	839,834	1,573,488	5,523,164	5,170,896	386,440	329,190	797	158,895
Motor vehicle (new and used) dealers	43,642	15,885,763	3,600,337	7,204,178	802,401	1,490,785	2,916,220	2,927,733	281,666	240,782	394	100,123
Motor vehicle (used) dealers	16,658	2,427,887	...	...	...	...	2,592,915	2,230,528	93,706	78,709	217	30,794
Farm equipment dealers	17,427	2,397,765	20,196	41,270	37,433	82,703	14,029	12,635	11,068	9,699	186	27,978
New England, total	3,952	1,060,768	217,250	437,433	40,676	74,465	273,014	265,548	20,547	14,864	43	8,584
Motor vehicle (new and used) dealers	2,602	899,662	217,124	437,211	40,287	73,554	153,819	156,559	14,702	10,208	35	6,377
Motor vehicle (used) dealers	1,052	121,472	...	...	...	...	119,054	108,913	5,657	4,512	3	524
Farm equipment dealers	298	39,634	126	222	389	911	141	76	188	144	5	1,683
Middle Atlantic, total	10,697	3,279,142	719,516	1,464,735	109,955	203,472	1,112,803	844,344	44,264	34,062	134	21,529
Motor vehicle (new and used) dealers	6,873	2,712,145	718,570	1,462,826	108,636	200,687	444,234	452,930	31,106	24,307	82	14,842
Motor vehicle (used) dealers	2,594	416,221	...	...	...	...	668,046	390,976	12,706	9,383	40	4,864
Farm equipment dealers	1,230	150,776	946	1,909	1,319	2,785	523	438	452	372	12	1,823
East North Central, total	17,431	4,745,864	934,271	1,813,135	161,203	296,609	1,192,869	1,209,161	63,732	50,261	185	30,597
Motor vehicle (new and used) dealers	9,587	3,671,099	930,395	1,805,518	153,922	280,109	676,952	699,838	48,689	38,925	104	19,081
Motor vehicle (used) dealers	3,437	541,626	...	...	...	...	513,721	507,331	12,787	9,519	48	7,740
Farm equipment dealers	4,407	533,139	3,876	7,617	7,281	16,500	2,196	1,992	2,256	1,817	33	3,776
West North Central, total	14,013	2,811,212	368,229	707,819	110,489	212,252	601,737	583,370	54,493	50,170	122	18,288
Motor vehicle (new and used) dealers	6,480	1,840,056	359,084	689,003	99,821	190,500	363,703	381,091	40,190	37,137	48	7,723
Motor vehicle (used) dealers	1,745	226,552	...	...	...	...	231,120	195,802	11,049	10,161	8	1,911
Farm equipment dealers	5,788	744,604	9,145	18,816	10,668	21,752	6,914	6,477	3,254	2,872	66	8,654
South Atlantic, total	8,259	2,311,418	410,451	788,689	117,804	212,853	611,658	615,738	53,255	43,616	51	16,630
Motor vehicle (new and used) dealers	5,142	1,861,881	409,276	786,391	114,073	205,027	335,647	347,860	38,788	32,482	27	11,507
Motor vehicle (used) dealers	2,032	291,903	...	...	...	...	275,163	267,305	13,580	10,437	11	2,813
Farm equipment dealers	1,085	157,634	1,175	2,298	3,731	7,826	848	573	887	697	13	2,310
East South Central, total	4,394	1,176,210	173,586	334,217	71,174	124,537	320,567	328,845	38,776	35,129	45	10,081
Motor vehicle (new and used) dealers	2,735	920,134	172,784	332,631	67,992	117,755	188,929	200,952	29,954	27,399	16	7,302
Motor vehicle (used) dealers	820	140,476	...	...	...	...	131,025	127,360	7,967	7,001	13	1,091
Farm equipment dealers	839	115,600	802	1,586	3,182	6,782	613	533	855	729	16	1,688
West South Central, total	8,651	2,086,982	299,350	608,378	105,162	198,781	546,554	528,817	55,312	47,843	97	24,903
Motor vehicle (new and used) dealers	4,601	1,530,947	297,414	604,313	100,081	187,472	279,669	274,563	40,039	34,020	35	16,101
Motor vehicle (used) dealers	2,086	273,905	...	...	...	...	265,426	252,959	13,980	12,699	35	3,728
Farm equipment dealers	1,964	282,130	1,936	4,065	5,081	11,309	1,459	1,295	1,293	1,124	27	5,074
Mountain, total	3,878	890,657	114,564	241,282	43,761	90,252	167,395	173,237	19,869	19,055	31	8,143
Motor vehicle (new and used) dealers	2,218	655,261	113,170	238,348	40,617	82,963	93,241	103,190	14,302	13,560	13	3,200
Motor vehicle (used) dealers	687	77,960	...	...	...	...	73,522	69,435	4,916	4,745	9	3,061
Farm equipment dealers	973	157,436	1,394	2,934	3,144	7,289	632	612	651	750	9	1,882
Pacific, total	6,452	2,349,162	383,316	849,760	79,610	160,267	696,567	621,836	36,192	34,190	89	20,140
Motor vehicle (new and used) dealers	3,404	1,794,578	382,520	847,937	76,972	152,718	380,026	310,750	23,896	22,744	34	13,990
Motor vehicle (used) dealers	2,205	337,772	...	...	...	...	315,838	310,447	11,064	10,252	50	5,062
Farm equipment dealers	843	216,812	796	1,823	2,638	7,549	703	639	1,232	1,194	5	1,088

Table 21G.—MOTOR VEHICLE AND FARM EQUIPMENT DEALERS—CARS AND TRUCKS SOLD BY LARGE DEALERS AND MULTIUNITS, AND SMALL STORE SAMPLE—UNITED STATES AND GEOGRAPHIC DIVISIONS: 1948

[See text for explanatory material and description of sample data included]

Geographic division and kind of business	Dealers analyzing merchandise line sales										Dealers not analyzing merchandise line sales	
	Number	Sales, entire year (Thousand dollars)	New passenger car sales		New truck sales		Used passenger car sales		Used truck sales		Number	Sales, entire year (Thousand dollars)
			Number	Amount (Thousand dollars)	Number	Amount (Thousand dollars)	Number	Amount (Thousand dollars)	Number	Amount (Thousand dollars)		
LARGE DEALERS AND MULTIUNITS												
United States, total	53,187	20,391,195	3,498,493	7,014,098	815,744	1,631,118	4,719,024	4,767,386	381,743	308,480	527	146,385
Motor vehicle (new and used) dealers	35,662	15,389,423	3,479,677	6,976,618	780,631	1,562,667	2,825,460	2,861,983	274,976	235,822	284	94,653
Motor vehicle (used) dealers	7,598	2,037,607	...	...	...	...	1,880,315	1,893,298	66,136	63,109	107	26,254
Farm equipment dealers	9,927	1,964,165	18,816	38,480	35,293	78,493	13,249	12,105	10,628	9,549	136	25,398
New England, total	2,742	1,005,468	211,440	426,023	39,876	72,955	237,394	241,868	17,747	13,114	33	8,004
Motor vehicle (new and used) dealers	2,202	876,612	211,384	426,951	39,567	72,224	150,229	153,749	14,522	10,118	25	5,797
Motor vehicle (used) dealers	392	96,512	...	...	...	...	87,124	88,083	3,057	2,862	3	524
Farm equipment dealers	148	32,344	56	72	309	731	41	36	168	134	5	1,683
Middle Atlantic, total	7,567	3,118,892	697,956	1,424,915	106,765	198,202	850,563	789,304	39,034	31,422	54	18,019
Motor vehicle (new and used) dealers	5,743	2,638,535	697,230	1,423,436	105,536	195,607	428,894	442,820	30,376	23,857	42	13,012
Motor vehicle (used) dealers	1,234	364,631	...	...	...	...	421,266	346,126	8,236	7,223	10	3,554
Farm equipment dealers	590	115,726	726	1,479	1,229	2,595	403	358	422	342	2	1,453
East North Central, total	11,751	4,428,804	905,311	1,760,595	155,573	286,619	1,069,249	1,126,821	58,832	47,781	115	27,547
Motor vehicle (new and used) dealers	7,767	3,555,879	901,765	1,753,638	148,552	270,729	656,942	686,968	46,899	37,765	64	17,361
Motor vehicle (used) dealers	1,657	463,716	...	...	...	...	410,191	437,911	9,807	8,309	28	6,970
Farm equipment dealers	2,327	409,209	3,546	6,957	7,021	15,890	2,116	1,942	2,126	1,707	23	3,216
West North Central, total	8,823	2,516,402	345,079	667,869	105,579	203,432	508,027	537,900	49,703	47,370	82	15,938
Motor vehicle (new and used) dealers	4,930	1,747,826	336,544	650,313	96,091	183,750	347,403	369,761	39,160	36,217	28	6,383
Motor vehicle (used) dealers	675	177,602	...	...	...	...	154,030	161,932	7,419	8,401	8	1,911
Farm equipment dealers	3,218	590,974	8,535	17,556	9,488	19,682	6,594	6,207	3,124	2,752	46	7,644
South Atlantic, total	5,939	2,192,388	397,081	761,899	115,134	208,243	546,158	570,268	47,585	40,956	51	16,630
Motor vehicle (new and used) dealers	4,282	1,806,641	396,906	759,601	111,503	200,617	325,507	340,720	38,188	32,062	27	11,507
Motor vehicle (used) dealers	982	248,733	...	...	...	...	219,803	228,975	8,570	8,217	11	2,813
Farm equipment dealers	675	137,014	1,175	2,298	3,631	7,626	848	573	827	677	13	2,310
East South Central, total	3,244	1,111,080	167,466	322,517	69,234	121,117	289,057	307,485	36,566	33,689	25	8,941
Motor vehicle (new and used) dealers	2,275	891,754	166,664	320,931	66,112	114,455	183,329	196,732	29,334	26,939	16	7,302
Motor vehicle (used) dealers	430	120,516	...	...	...	...	105,115	110,220	6,377	6,021	3	591
Farm equipment dealers	539	98,810	802	1,586	3,122	6,662	613	533	855	729	6	1,048
West South Central, total	5,691	1,931,272	286,160	581,138	102,352	193,661	462,334	471,417	50,942	44,723	77	24,823
Motor vehicle (new and used) dealers	3,631	1,470,657	284,274	577,173	97,471	182,832	266,739	264,293	39,289	33,550	35	16,101
Motor vehicle (used) dealers	866	221,805	...	...	...	...	194,266	205,889	10,410	10,089	15	3,648
Farm equipment dealers	1,194	238,810	1,886	3,965	4,881	10,829	1,329	1,235	1,243	1,084	27	5,074
Mountain, total	2,098	827,677	109,194	230,052	42,821	88,252	138,305	153,047	18,109	17,535	31	8,143
Motor vehicle (new and used) dealers	1,798	631,171	107,900	227,308	39,847	81,323	90,411	100,280	14,182	13,450	13	3,200
Motor vehicle (used) dealers	257	58,500	...	...	...	...	47,292	52,185	3,296	3,355	9	3,061
Farm equipment dealers	643	138,006	1,294	2,744	2,974	6,929	602	582	631	730	9	1,882
Pacific, total	4,732	2,259,612	378,806	839,090	78,590	158,677	617,937	569,276	33,222	31,690	59	18,260
Motor vehicle (new and used) dealers	3,034	1,770,348	378,010	837,267	75,952	151,128	376,006	306,660	23,026	21,864	34	13,990
Motor vehicle (used) dealers	1,105	285,592	...	...	...	...	241,228	251,977	8,964	8,632	20	3,182
Farm equipment dealers	593	203,672	796	1,823	2,638	7,549	703	639	1,232	1,194	5	1,088

Table 21G.—MOTOR VEHICLE AND FARM EQUIPMENT DEALERS—CARS AND TRUCKS SOLD BY LARGE DEALERS AND MULTIUNITS, AND SMALL STORE SAMPLE—UNITED STATES AND GEOGRAPHIC DIVISIONS: 1948—Continued

[See text for explanatory material and description of sample data included]

Geographic division and kind of business	Dealers analyzing merchandise line sales										Dealers not analyzing merchandise line sales	
	Number	Sales, entire year (Thousand dollars)	New passenger car sales		New truck sales		Used passenger car sales		Used truck sales		Number	Sales, entire year (Thousand dollars)
			Number	Amount (Thousand dollars)	Number	Amount (Thousand dollars)	Number	Amount (Thousand dollars)	Number	Amount (Thousand dollars)		
SAMPLE OF SMALL SINGLE UNIT DEALERS												
United States, total	2,454	131,982	12,204	23,135	2,391	4,233	80,414	40,351	3,470	2,091	27	1,259
Motor vehicle (new and used) dealers	798	49,634	12,066	22,856	2,177	3,812	9,076	6,575	669	496	11	547
Motor vehicle (used) dealers	906	39,028	...	...	...	...	71,260	33,723	2,757	1,560	11	454
Farm equipment dealers	750	43,320	138	279	214	421	78	53	44	35	5	258
New England, total	121	5,530	581	1,141	80	151	3,562	2,368	280	175	1	58
Motor vehicle (new and used) dealers	40	2,305	574	1,126	72	133	359	281	18	9	1	58
Motor vehicle (used) dealers	66	2,496	...	...	...	...	3,193	2,083	260	165	...	...
Farm equipment dealers	15	729	7	15	8	18	10	4	2	1	...	...
Middle Atlantic, total	313	16,025	2,156	3,982	319	527	26,224	5,504	523	264	8	351
Motor vehicle (new and used) dealers	113	7,361	2,134	3,939	310	508	1,534	1,011	73	45	4	183
Motor vehicle (used) dealers	136	5,159	...	...	...	...	24,678	4,485	447	216	3	131
Farm equipment dealers	64	3,505	22	43	9	19	12	8	3	3	1	37
East North Central, total	568	31,706	2,896	5,254	563	999	12,362	8,234	490	248	7	305
Motor vehicle (new and used) dealers	182	11,522	2,863	5,188	537	938	2,001	1,287	179	116	4	172
Motor vehicle (used) dealers	178	7,791	...	...	...	...	10,353	6,942	298	121	2	77
Farm equipment dealers	208	12,393	33	66	26	61	8	5	13	11	1	56
West North Central, total	519	29,481	2,315	3,995	491	882	9,371	4,547	479	280	4	235
Motor vehicle (new and used) dealers	155	9,223	2,254	3,869	373	675	1,630	1,133	103	92	2	134
Motor vehicle (used) dealers	107	4,895	...	...	...	...	7,709	3,387	363	176	...	...
Farm equipment dealers	257	15,363	61	126	118	207	32	27	13	12	2	101
South Atlantic, total	232	11,903	1,337	2,679	267	461	6,550	4,547	567	266	...	...
Motor vehicle (new and used) dealers	86	5,524	1,337	2,679	257	441	1,014	714	60	42	...	...
Motor vehicle (used) dealers	105	4,317	...	...	...	...	5,536	3,833	501	222	...	...
Farm equipment dealers	41	2,062	...	...	10	20	...	...	6	2	...	...
East South Central, total	115	6,513	612	1,170	194	342	3,151	2,136	221	144	2	114
Motor vehicle (new and used) dealers	46	2,838	612	1,170	188	330	560	422	62	46	...	...
Motor vehicle (used) dealers	39	1,996	...	...	...	...	2,591	1,714	159	98	1	50
Farm equipment dealers	30	1,679	...	...	6	12	...	...	...	...	1	64
West South Central, total	296	15,571	1,319	2,724	281	512	8,422	5,740	437	312	2	8
Motor vehicle (new and used) dealers	97	6,029	1,314	2,714	261	464	1,293	1,027	75	47	...	...
Motor vehicle (used) dealers	122	5,210	...	...	...	...	7,116	4,707	357	261	2	8
Farm equipment dealers	77	4,332	5	10	20	48	13	6	5	4	...	...
Mountain, total	118	6,298	537	1,123	94	200	2,909	2,019	176	152	...	...
Motor vehicle (new and used) dealers	42	2,409	527	1,104	77	164	283	291	12	11	...	...
Motor vehicle (used) dealers	43	1,946	...	...	...	...	2,623	1,725	162	139	...	...
Farm equipment dealers	33	1,943	10	19	17	36	3	3	2	2	...	...
Pacific, total	172	8,955	451	1,067	102	159	7,863	5,256	297	250	3	188
Motor vehicle (new and used) dealers	37	2,423	451	1,067	102	159	402	409	87	88	...	...
Motor vehicle (used) dealers	110	5,218	...	...	...	...	7,461	4,847	210	162	3	188
Farm equipment dealers	25	1,314	...	...	...	...	...	...	...	...	...	...

Table 21H.—MOTOR VEHICLE AND FARM EQUIPMENT DEALERS—CARS AND TRUCKS SOLD BY LARGE DEALERS AND MULTIUNITS, BY STATE: 1948

[See text for explanatory material]

State and kind of business	Large dealers and multiunits												Small single-unit dealers	
	Dealers analyzing merchandise line sales										Dealers not analyzing merchandise line sales			
	Number	Sales, entire year (Thousand dollars)	New passenger car sales		New truck sales		Used passenger car sales		Used truck sales		Number	Sales, entire year (Thousand dollars)	Number	Sales, entire year (Thousand dollars)
			Number	Amount (Thousand dollars)	Number	Amount (Thousand dollars)	Number	Amount (Thousand dollars)	Number	Amount (Thousand dollars)				
Alabama, total	770	275,385	40,161	77,403	18,049	31,766	78,477	81,513	8,933	7,755	6	2,136	228	11,914
Motor vehicle (new and used) dealers	522	218,569	39,979	77,023	17,108	29,744	44,069	47,074	6,866	5,774	4	1,791	69	3,822
Motor vehicle (used) dealers	139	37,075	...	...	...	...	34,305	34,356	1,825	1,773	1	226	98	4,960
Farm equipment dealers	109	19,741	182	380	941	2,022	103	83	242	208	1	119	61	3,132
Arizona, total	240	89,647	12,138	26,329	5,168	10,584	16,397	18,362	2,124	2,015	5	4,332	94	3,749
Motor vehicle (new and used) dealers	177	70,141	12,121	26,280	5,101	10,359	9,110	9,800	1,750	1,619	1	1,944	20	1,017
Motor vehicle (used) dealers	35	9,425	...	...	...	...	7,282	8,554	370	392	4	2,388	64	2,437
Farm equipment dealers	28	10,081	17	49	67	225	5	8	4	4	...	...	10	295
Arkansas, total	701	223,914	25,518	50,167	14,931	27,860	51,257	53,634	12,461	9,332	3	547	331	15,467
Motor vehicle (new and used) dealers	448	161,205	25,257	49,609	14,114	26,106	33,538	34,558	10,283	7,568	2	357	100	5,158
Motor vehicle (used) dealers	81	20,471	...	...	...	...	17,393	18,792	1,914	1,530	1	190	144	5,508
Farm equipment dealers	172	42,238	261	558	817	1,754	326	284	264	234	...	...	87	4,801
California, total	3,257	1,632,308	277,110	617,124	52,865	102,292	503,013	444,933	21,682	20,410	45	12,162	1,131	50,200
Motor vehicle (new and used) dealers	2,028	1,259,344	276,772	616,267	51,258	97,859	300,776	222,867	14,198	12,917	25	9,081	194	10,637
Motor vehicle (used) dealers	883	241,611	...	...	...	...	201,774	221,641	6,602	6,718	18	2,847	798	33,597
Farm equipment dealers	346	131,353	338	857	1,607	4,433	463	425	882	775	2	234	139	5,966
Colorado, total	650	215,553	29,484	60,603	10,092	20,547	43,527	50,804	4,831	4,792	4	941	382	19,557
Motor vehicle (new and used) dealers	391	161,866	29,025	59,719	9,200	18,598	26,519	31,240	3,562	3,455	1	287	119	7,236
Motor vehicle (used) dealers	92	21,659	...	...	...	...	16,746	19,340	1,094	1,175	1	243	163	7,124
Farm equipment dealers	167	32,028	459	884	892	1,949	262	224	175	162	2	411	100	5,197
Connecticut, total	605	249,623	55,513	110,823	8,430	15,013	59,496	61,710	3,075	1,945	7	1,622	243	11,465
Motor vehicle (new and used) dealers	449	212,930	55,513	110,823	8,426	15,008	32,026	33,637	2,558	1,554	5	1,004	69	4,003
Motor vehicle (used) dealers	129	30,676	...	...	...	...	27,470	28,073	514	389	1	207	161	6,973
Farm equipment dealers	27	6,017	...	...	4	5	...	...	3	2	1	411	13	489
Delaware, total	119	55,279	11,822	23,337	2,629	4,959	11,945	12,137	940	687	1	197	37	1,739
Motor vehicle (new and used) dealers	86	48,597	11,811	23,307	2,612	4,932	8,235	8,194	913	671	1	197	12	770
Motor vehicle (used) dealers	18	4,019	...	...	...	...	3,708	3,939	25	15	...	...	13	377
Farm equipment dealers	15	2,663	11	30	17	27	2	4	2	1	...	...	12	592
District of Columbia, total	142	129,889	29,160	57,256	3,245	5,845	34,947	38,008	662	499	...	...	35	1,695
Motor vehicle (new and used) dealers	76	107,741	29,160	57,256	3,245	5,845	17,798	17,837	598	447	...	...	2	151
Motor vehicle (used) dealers	66	22,148	...	...	...	...	17,149	20,171	64	52	...	...	33	1,544
Farm equipment dealers	...	...	...	...	...	...	...	...	...	...	...	...	...	...
Florida, total	797	326,947	57,366	115,633	15,831	30,234	88,695	94,421	6,676	5,074	8	2,815	340	15,620
Motor vehicle (new and used) dealers	528	259,280	57,228	115,404	15,512	29,599	41,179	43,935	4,969	3,514	6	1,797	98	5,423
Motor vehicle (used) dealers	217	53,946	...	...	...	...	47,420	50,422	1,630	1,499	1	239	211	9,055
Farm equipment dealers	52	13,721	138	229	319	635	96	64	77	61	1	779	31	1,142
Georgia, total	1,031	347,754	55,052	104,892	21,626	37,091	88,731	92,342	8,642	8,310	14	6,781	438	22,892
Motor vehicle (new and used) dealers	701	273,233	54,722	104,198	20,593	35,233	45,084	50,080	6,946	6,506	6	4,669	156	9,553
Motor vehicle (used) dealers	159	44,697	...	...	...	...	43,506	42,171	1,502	1,666	4	1,128	180	7,780
Farm equipment dealers	171	29,824	330	694	1,033	1,858	141	91	194	138	4	984	102	5,559
Idaho, total	447	129,729	14,626	29,946	6,653	14,068	18,147	18,825	2,454	2,510	1	241	165	8,934
Motor vehicle (new and used) dealers	264	85,353	14,451	29,509	5,925	12,317	12,256	12,820	2,167	2,171	1	241	82	4,837
Motor vehicle (used) dealers	25	6,103	...	...	...	...	5,840	5,938	144	111	...	...	36	1,490
Farm equipment dealers	158	38,273	175	437	728	1,751	51	67	143	228	...	...	47	2,607
Illinois, total	3,197	1,262,531	247,406	493,955	44,393	80,708	301,177	324,980	16,454	13,921	23	6,301	1,401	70,667
Motor vehicle (new and used) dealers	2,029	996,670	245,826	490,857	41,745	74,729	192,193	207,680	13,962	11,472	18	5,495	462	25,965
Motor vehicle (used) dealers	406	123,147	...	...	...	...	107,869	116,285	1,682	1,797	2	477	448	17,821
Farm equipment dealers	762	142,714	1,580	3,098	2,648	5,979	1,115	1,015	810	652	3	329	491	26,881
Indiana, total	1,750	575,689	109,126	209,023	21,563	39,173	138,348	140,575	9,352	7,488	16	4,265	795	41,742
Motor vehicle (new and used) dealers	1,138	446,381	108,646	207,942	20,456	36,838	90,792	90,400	7,593	6,137	9	2,485	261	15,920
Motor vehicle (used) dealers	208	53,201	...	...	...	...	47,244	49,888	1,480	1,139	2	1,589	247	10,318
Farm equipment dealers	404	76,107	480	1,081	1,107	2,335	312	287	279	212	5	191	287	15,504
Iowa, total	1,967	506,328	65,007	128,702	18,737	36,159	99,692	105,788	8,982	7,380	24	3,287	1,001	54,399
Motor vehicle (new and used) dealers	1,043	332,563	63,029	124,539	16,656	31,910	71,054	74,696	7,157	5,696	6	160	329	18,574
Motor vehicle (used) dealers	120	33,452	...	...	...	...	27,036	29,519	1,193	1,177	2	505	109	4,853
Farm equipment dealers	804	140,313	1,978	4,163	2,081	4,249	1,602	1,573	632	507	16	2,622	563	30,972
Kansas, total	1,391	377,324	48,562	96,068	18,010	35,954	77,179	74,008	8,826	8,037	4	689	885	45,318
Motor vehicle (new and used) dealers	821	269,317	47,507	93,891	16,375	32,307	55,703	58,039	7,418	6,967	1	16	245	14,742
Motor vehicle (used) dealers	70	16,234	...	...	...	...	20,503	15,162	713	641	2	514	235	8,684
Farm equipment dealers	500	91,773	1,055	2,177	1,635	3,647	973	807	695	429	1	159	405	21,892
Kentucky, total	[illegible]	[illegible]	42,702	83,444	17,201	27,677	64,500	68,719	7,218	[illegible]	6	2,012	327	16,905
Motor vehicle (new and used) dealers	[illegible]	224,824	[illegible]	82,450	16,537	26,296	48,740	52,187	[illegible]	[illegible]	3	1,392	149	8,844
Motor vehicle (used) dealers	[illegible]	[illegible]	...	...	...	...	15,570	16,367	713	637	1	221	90	3,456
Farm equipment dealers	140	[illegible]	320	994	664	1,381	190	165	139	110	[illegible]	399	88	4,605
Louisiana, total	643	[illegible]	39,151	78,253	13,797	26,293	61,558	64,111	[illegible]	[illegible]	8	1,911	278	14,129
Motor vehicle (new and used) dealers	[illegible]	[illegible]	[illegible]	78,079	13,153	25,031	[illegible]	[illegible]	[illegible]	[illegible]	4	784	115	6,601
Motor vehicle (used) dealers	134	[illegible]	...	...	...	...	[illegible]	[illegible]	[illegible]	[illegible]	3	1,002	129	5,864
Farm equipment dealers	[illegible]	[illegible]	[illegible]	174	644	1,262	64	[illegible]	134	[illegible]	1	125	34	1,664
Maine, total	[illegible]	[illegible]	[illegible]	[illegible]	6,085	11,807	[illegible]	[illegible]	[illegible]	[illegible]	8	[illegible]	185	9,140
Motor vehicle (new and used) dealers	[illegible]	[illegible]	[illegible]	[illegible]	5,951	11,453	[illegible]	[illegible]	[illegible]	[illegible]	4	[illegible]	69	4,002
Motor vehicle (used) dealers	[illegible]	[illegible]	...	...	...	...	[illegible]	[illegible]	[illegible]	[illegible]	...	...	83	3,355
Farm equipment dealers	[illegible]	[illegible]	[illegible]	[illegible]	134	354	[illegible]	[illegible]	[illegible]	[illegible]	4	[illegible]	33	1,783

Table 21H.—MOTOR VEHICLE AND FARM EQUIPMENT DEALERS—CARS AND TRUCKS SOLD BY LARGE DEALERS AND MULTIUNITS, BY STATE: 1948—Continued

[See text for explanatory material]

State and kind of business	Large dealers and multiunits												Small single-unit dealers	
	Dealers analyzing merchandise line sales										Dealers not analyzing merchandise line sales			
	Number	Sales, entire year (Thousand dollars)	New passenger car sales		New truck sales		Used passenger car sales		Used truck sales		Number	Sales, entire year (Thousand dollars)	Number	Sales, entire year (Thousand dollars)
			Number	Amount (Thousand dollars)	Number	Amount (Thousand dollars)	Number	Amount (Thousand dollars)	Number	Amount (Thousand dollars)				
Maryland, total	562	246,914	58,114	105,825	11,041	20,038	55,647	54,193	4,406	3,660	3	452	246	11,675
Motor vehicle (new and used) dealers	412	214,246	58,018	105,649	10,871	19,663	35,692	36,407	3,185	2,440	2	296	71	4,378
Motor vehicle (used) dealers	83	14,792	...	...	...	...	17,725	17,755	1,201	1,105	1	156	127	5,039
Farm equipment dealers	67	1,876	96	176	170	375	30	31	20	15	...	...	48	2,258
Massachusetts, total	1,175	453,662	102,334	207,617	16,724	30,042	103,737	105,321	6,664	4,709	18	3,778	494	21,918
Motor vehicle (new and used) dealers	987	404,480	102,334	207,617	16,703	29,993	68,854	71,439	5,207	3,459	15	3,119	167	9,782
Motor vehicle (used) dealers	154	36,332	...	...	...	...	34,883	33,882	1,449	1,246	3	659	278	10,251
Farm equipment dealers	34	7,850	...	...	21	49	...	...	8	4	...	...	49	1,885
Michigan, total	2,291	1,037,229	243,003	462,223	33,679	62,255	247,520	270,628	10,932	9,148	33	6,069	1,146	57,710
Motor vehicle (new and used) dealers	1,538	852,929	242,416	461,112	32,348	59,076	133,495	144,525	7,508	6,402	12	2,641	350	21,448
Motor vehicle (used) dealers	443	132,379	...	...	...	...	113,783	125,895	3,039	2,412	13	2,374	412	17,322
Farm equipment dealers	310	51,921	587	1,111	1,331	3,179	242	208	385	334	8	1,054	384	18,940
Minnesota, total	1,676	432,126	70,112	137,523	16,737	32,833	99,860	111,566	7,570	7,596	19	3,215	967	54,211
Motor vehicle (new and used) dealers	991	355,605	68,741	134,778	15,407	30,170	65,409	73,518	5,833	5,488	7	1,350	342	21,124
Motor vehicle (used) dealers	147	40,419	...	...	...	...	33,312	36,948	1,311	1,704	2	598	125	5,607
Farm equipment dealers	538	96,102	1,371	2,745	1,330	2,663	1,139	1,100	426	404	10	1,267	500	27,480
Mississippi, total	690	209,245	28,272	56,459	14,361	26,625	44,580	47,796	8,703	7,596	9	1,510	237	12,350
Motor vehicle (new and used) dealers	510	173,133	28,176	56,289	13,645	25,107	36,660	39,569	7,710	6,724	7	1,212	116	6,669
Motor vehicle (used) dealers	39	9,053	...	...	...	...	7,850	8,167	832	744	...	...	48	1,924
Farm equipment dealers	141	27,059	96	170	716	1,518	70	60	161	128	2	298	73	3,757
Missouri, total	1,592	551,690	102,156	187,035	28,165	51,533	136,921	146,911	13,061	11,915	16	5,255	962	47,309
Motor vehicle (new and used) dealers	1,018	435,163	101,480	185,590	26,946	48,958	89,093	96,420	10,559	9,691	11	3,996	260	14,561
Motor vehicle (used) dealers	219	52,660	...	...	...	...	47,253	49,951	1,997	1,824	2	294	403	16,188
Farm equipment dealers	355	63,867	676	1,445	1,219	2,575	575	540	505	400	3	965	299	16,560
Montana, total	450	126,244	15,269	32,402	6,940	14,371	13,279	14,929	2,887	2,726	7	1,595	168	9,223
Motor vehicle (new and used) dealers	293	91,170	14,772	31,350	6,098	12,401	11,798	13,122	2,509	2,323	3	810	77	4,241
Motor vehicle (used) dealers	11	2,431	...	...	...	...	1,279	1,608	200	195	...	...	20	1,021
Farm equipment dealers	146	32,643	497	1,052	842	1,970	202	199	178	208	4	785	71	3,961
Nebraska, total	977	274,378	31,624	61,662	11,652	22,615	53,044	58,038	5,825	5,695	5	1,425	677	35,021
Motor vehicle (new and used) dealers	490	174,874	30,671	59,720	10,496	20,425	33,963	37,218	4,001	3,812	2	641	197	10,443
Motor vehicle (used) dealers	76	22,146	...	...	...	...	18,266	20,103	1,374	1,532	...	...	129	4,995
Farm equipment dealers	411	77,358	953	1,942	1,156	2,190	815	717	450	351	3	784	351	19,583
Nevada, total	99	33,144	4,650	10,590	1,342	2,683	9,754	9,811	929	777	1	267	42	2,044
Motor vehicle (new and used) dealers	77	26,654	4,640	10,565	1,297	2,595	4,182	4,996	359	324	1	267	18	1,007
Motor vehicle (used) dealers	15	5,300	...	...	...	...	5,572	4,815	570	453	...	...	17	723
Farm equipment dealers	7	1,190	10	25	45	88	...	...	...	...	...	...	7	314
New Hampshire, total	202	83,996	10,012	19,857	2,519	4,693	13,528	12,566	1,392	905	...	...	116	6,123
Motor vehicle (new and used) dealers	174	48,079	9,982	19,829	2,468	4,599	10,644	9,875	1,204	798	...	...	58	3,594
Motor vehicle (used) dealers	16	3,766	...	...	...	...	2,859	2,673	155	87	...	...	39	1,656
Farm equipment dealers	12	2,151	30	28	51	94	25	18	33	20	...	...	19	873
New Jersey, total	1,255	538,037	122,381	258,484	18,750	34,372	131,250	131,896	5,376	5,114	10	2,629	446	21,048
Motor vehicle (new and used) dealers	955	459,590	122,247	258,174	18,659	34,175	70,860	71,651	4,192	3,792	8	2,218	129	7,990
Motor vehicle (used) dealers	238	63,249	...	...	...	...	60,311	60,158	1,173	1,315	1	275	276	11,132
Farm equipment dealers	62	15,198	134	310	91	197	79	87	11	7	1	136	41	1,926
New Mexico, total	272	80,182	10,862	23,339	4,377	9,056	11,946	13,004	1,584	1,472	5	861	118	5,685
Motor vehicle (new and used) dealers	207	67,497	10,842	23,291	4,293	8,927	9,376	9,939	1,290	1,165	...	...	25	1,366
Motor vehicle (used) dealers	18	3,584	...	...	...	...	2,567	3,064	279	295	3	277	66	2,718
Farm equipment dealers	47	9,101	20	48	84	129	3	1	15	12	2	584	27	1,601
New York, total	3,200	1,416,514	321,190	660,335	43,202	79,790	449,567	376,478	14,400	10,433	23	10,134	1,387	65,333
Motor vehicle (new and used) dealers	2,328	1,166,818	320,946	659,870	42,614	78,449	179,758	183,623	11,489	8,336	16	6,268	427	24,973
Motor vehicle (used) dealers	613	199,524	...	...	...	...	269,654	192,736	2,629	1,868	3	3,130	687	27,100
Farm equipment dealers	259	50,172	244	465	588	1,341	155	119	282	229	4	736	273	13,260
North Carolina, total	1,131	368,517	61,579	119,125	21,348	37,713	84,636	87,787	8,929	7,692	7	3,599	399	19,447
Motor vehicle (new and used) dealers	868	311,519	61,285	118,529	20,462	35,647	64,448	65,462	7,551	6,400	4	3,170	147	8,368
Motor vehicle (used) dealers	108	24,358	...	...	...	...	19,711	22,040	1,133	1,074	1	269	168	6,734
Farm equipment dealers	155	32,640	294	596	886	2,066	477	285	245	218	2	160	84	4,345
North Dakota, total	653	171,100	13,386	28,354	7,132	13,901	22,686	18,907	2,854	3,804	6	955	334	18,445
Motor vehicle (new and used) dealers	297	96,604	12,118	25,763	6,262	12,203	19,012	14,081	2,336	2,825	1	220	85	4,862
Motor vehicle (used) dealers	15	5,353	...	...	...	...	3,128	4,263	368	827	...	...	22	1,168
Farm equipment dealers	341	69,143	1,268	2,591	870	1,698	546	563	150	152	5	735	227	12,415
Ohio, total	2,784	1,061,900	223,941	434,906	37,692	69,937	271,016	273,541	12,830	9,791	33	9,065	1,459	70,949
Motor vehicle (new and used) dealers	1,873	871,100	223,508	434,141	36,433	67,063	161,874	162,199	10,252	7,669	20	6,243	450	25,373
Motor vehicle (used) dealers	456	116,980	...	...	...	...	108,970	111,165	2,162	1,789	10	2,267	548	22,270
Farm equipment dealers	455	73,820	433	765	1,259	2,874	172	177	416	333	3	555	461	23,306
Oklahoma, total	1,102	312,732	45,221	88,255	18,539	32,211	82,647	74,075	7,878	7,206	7	979	737	36,773
Motor vehicle (new and used) dealers	675	229,753	44,628	87,000	17,819	30,706	50,827	37,667	5,928	5,171	5	646	217	12,201
Motor vehicle (used) dealers	163	38,887	...	...	...	...	31,526	36,154	1,686	1,791	...	...	290	12,477
Farm equipment dealers	264	44,092	593	1,255	720	1,505	294	254	264	244	2	333	230	12,095
Oregon, total	645	276,709	40,755	91,996	11,659	26,407	54,072	60,510	5,205	5,985	4	1,369	269	13,576
Motor vehicle (new and used) dealers	434	223,239	40,596	91,653	11,165	24,627	34,888	40,109	4,139	4,633	3	1,159	67	4,139
Motor vehicle (used) dealers	97	22,327	...	...	...	...	19,150	20,366	896	1,100	1	210	143	6,552
Farm equipment dealers	114	31,143	159	343	494	1,780	34	35	170	252	...	...	59	2,885

Table 21B.—MOTOR VEHICLE AND FARM EQUIPMENT DEALERS—CARS AND TRUCKS SOLD BY LARGE DEALERS AND MULTIUNITS, BY STATE: 1948—Continued

[See text for explanatory material]

State and kind of business	Large dealers and multiunits												Small single-unit dealers	
	Dealers analyzing merchandise line sales										Dealers not analyzing merchandise line sales			
	Number	Sales, entire year (Thousand dollars)	New passenger car sales		New truck sales		Used passenger car sales		Used truck sales		Number	Sales, entire year (Thousand dollars)	Number	Sales, entire year (Thousand dollars)
			Number	Amount (Thousand dollars)	Number	Amount (Thousand dollars)	Number	Amount (Thousand dollars)	Number	Amount (Thousand dollars)				
Pennsylvania, total	3,[illegible]	[illegible],[illegible],[illegible]	[illegible],[illegible]	[illegible],[illegible]	[illegible],[illegible]	[illegible],[illegible]	[illegible],[illegible]	[illegible],[illegible]	[illegible],[illegible]	[illegible],[illegible]	[illegible]	[illegible],[illegible]	1,[illegible]	[illegible],[illegible]
Motor vehicle (new and used) dealer..	[illegible],[illegible]	1,[illegible],[illegible]	[illegible],[illegible]	[illegible],[illegible]	[illegible],[illegible]	[illegible],[illegible]	[illegible],[illegible]	[illegible],[illegible]	[illegible],[illegible]	[illegible],[illegible]	[illegible]	[illegible],[illegible]	[illegible],[illegible]	[illegible],[illegible]
Motor vehicle (used) dealers	383	101,869	...	...	...	...	91,301	93,233	4,434	4,648	6	140	425	16,488
Farm equipment dealers	264	5,261	343	705	550	1,057	169	152	129	106	2	806	334	15,582
Rhode Island, total	220	88,819	19,310	38,765	5,045	5,525	25,259	26,841	1,249	824	1	199	78	3,275
Motor vehicle (new and used) dealers..	175	76,388	19,310	38,765	3,074	3,478	14,734	15,186	975	685	1	199	11	620
Motor vehicle (used) dealers	41	11,872	...	...	...	...	10,525	11,655	269	135	...	...	65	2,599
Farm equipment dealers	4	559	...	...	21	47	...	...	5	4	...	...	2	56
South Carolina, total	612	191,672	30,810	54,585	10,416	18,746	55,630	54,866	4,601	3,384	11	1,365	244	13,008
Motor vehicle (new and used) dealers..	426	144,432	30,736	54,435	9,953	17,825	30,981	31,987	3,682	3,195	9	1,024	83	5,312
Motor vehicle (used) dealers	113	24,541	...	...	...	...	24,513	22,841	834	738	1	19	116	5,281
Farm equipment dealers	73	12,699	74	150	463	921	136	38	85	51	5	322	45	2,415
South Dakota, total	566	143,112	14,232	28,525	5,146	10,437	18,645	22,682	2,585	2,944	9	1,416	400	20,752
Motor vehicle (new and used) dealer..	270	83,700	12,998	26,032	3,949	7,777	13,169	15,788	1,856	1,939	...	...	109	5,919
Motor vehicle (used) dealers	28	7,338	...	...	...	...	4,532	5,987	463	696	...	...	50	1,738
Farm equipment dealers	268	52,114	1,234	2,493	1,197	2,660	944	907	266	309	9	1,416	241	13,095
Tennessee, total	950	357,088	56,241	105,612	19,623	35,051	101,500	109,457	11,712	11,859	4	2,483	379	18,761
Motor vehicle (new and used) dealers..	616	275,228	56,037	105,169	18,822	33,309	53,860	57,902	8,392	8,769	2	2,107	124	6,841
Motor vehicle (used) dealers	140	55,383	...	...	...	...	47,390	51,330	3,007	2,807	1	144	163	7,165
Farm equipment dealers	144	26,477	204	443	801	1,742	250	225	313	283	1	232	92	4,755
Texas, total	3,245	1,135,[illegible]	176,[illegible]	364,481	55,085	107,296	266,872	277,597	24,531	22,657	59	21,559	1,631	81,578
Motor vehicle (new and used) dealers..	2,[illegible]	878,081	175,330	362,484	52,385	100,989	151,497	159,298	18,514	16,814	25	14,648	544	30,347
Motor vehicle (used) dealers	518	126,802	...	...	...	...	114,730	117,654	5,436	5,339	11	2,420	681	28,356
Farm equipment dealers	662	130,809	940	1,997	2,700	6,307	645	645	581	504	23	4,491	416	22,875
Utah, total	296	89,782	13,935	29,786	4,427	10,464	15,588	17,272	2,079	1,899	1	3,[illegible]	129	7,003
Motor vehicle (new and used) dealers..	200	75,[illegible]	13,858	29,613	4,258	10,034	10,322	11,568	1,709	1,570	1	3,[illegible]	36	2,342
Motor vehicle (used) dealers	43	6,071	...	...	...	...	5,221	5,654	317	274	...	...	47	2,272
Farm equipment dealers	53	8,105	77	173	169	430	45	50	53	[illegible]	...	...	46	2,389
Vermont, total	197	53,401	8,154	16,475	3,023	5,874	12,129	11,587	1,835	1,473	...	...	103	4,334
Motor vehicle (new and used) dealers..	153	46,166	8,133	16,438	2,945	5,692	9,727	9,640	1,729	1,376	...	...	34	2,010
Motor vehicle (used) dealers	11	2,685	...	...	...	...	2,392	2,538	41	33	...	...	32	992
Farm equipment dealers	33	4,550	21	37	78	182	10	9	67	64	...	...	37	1,332
Virginia, total	966	344,074	62,592	116,543	18,056	31,481	82,469	87,790	6,700	5,487	7	1,514	349	18,296
Motor vehicle (new and used) dealers..	721	283,138	62,389	116,170	17,564	30,490	54,805	57,704	5,953	4,853	3	337	170	10,139
Motor vehicle (used) dealers	128	31,282	...	...	...	...	27,615	30,040	633	549	2	987	107	4,302
Farm equipment dealers	117	29,654	203	373	492	991	49	46	114	85	2	190	72	3,855
Washington, total	830	350,545	60,941	123,470	14,066	29,378	60,852	63,832	6,335	5,296	10	4,729	352	17,085
Motor vehicle (new and used) dealers..	592	287,765	60,642	122,347	13,529	28,042	40,342	43,683	4,689	4,314	6	3,750	112	6,612
Motor vehicle (used) dealers	125	21,654	...	...	...	...	20,304	19,470	1,466	814	1	125	187	8,060
Farm equipment dealers	133	41,126	299	623	537	1,336	206	179	180	168	3	854	53	2,413
West Virginia, total	598	181,234	30,586	59,701	10,952	22,137	45,988	48,723	6,029	5,564	1	15	206	10,084
Motor vehicle (new and used) dealers..	464	154,572	30,557	59,652	10,691	21,383	27,285	29,113	4,391	4,038	...	...	96	5,756
Motor vehicle (used) dealers	96	23,350	...	...	...	...	18,256	19,597	1,548	1,419	1	15	92	3,426
Farm equipment dealers	24	3,412	29	49	261	754	17	13	90	107	...	...	18	902
Wisconsin, total	1,[illegible]	490,[illegible]	81,835	160,488	18,246	34,546	111,188	117,100	9,264	7,433	13	2,364	961	51,963
Motor vehicle (new and used) dealers..	1,189	388,799	81,369	159,586	17,570	33,023	78,588	82,165	7,584	6,084	5	442	347	20,907
Motor vehicle (used) dealers	144	38,[illegible]	...	...	...	...	32,325	34,679	1,444	1,173	1	203	145	5,973
Farm equipment dealers	303	64,130	466	902	676	1,523	275	256	236	176	7	1,719	469	25,083
Wyoming, total	243	61,[illegible]	8,[illegible]	17,[illegible]	3,322	6,479	9,667	10,196	1,221	1,342	8	1,690	83	4,174
Motor vehicle (new and used) dealers..	188	50,971	8,191	17,058	3,175	6,093	6,848	6,796	836	823	6	1,435	43	2,451
Motor vehicle (used) dealers	18	3,[illegible]	...	...	...	...	2,785	3,366	122	460	1	153	19	791
Farm equipment dealers	37	6,[illegible]	30	77	147	386	34	34	63	59	1	102	21	932

LUMBER, BUILDING, HARDWARE GROUP

CONTENTS

Table		Page
22A	Merchandise Line Sales--Lumber, Building, Hardware Group--United States, by Kind of Business: 1948	22.02
22B	Merchandise Line Sales--Lumber, Building, Hardware Group--Kind of Business, by Geographic Division: 1948	22.03
22C	Merchandise Line Sales of Large Stores and Multiunits, and Small Store Sample--Lumber, Building, Hardware Group--Kind of Business, by Geographic Division: 1948	22.07
22D	Merchandise Line Sales of Large Stores and Multiunits--Lumber, Building, Hardware Group--Kind of Business, by State: 1948	22.14
22E	Merchandise Line Sales of Large Stores and Multiunits--Lumber, Building, Hardware Group--Kind of Business, for Selected Standard Metropolitan Areas: 1948	22.27

INDEX TO KINDS OF BUSINESS

Kind of business	Table 22A	Table 22B	Table 22C	Table 22D	Table 22E
	Page	Page	Page	Page	Page
Lumber yards	22.02	22.03	22.07	22.14	22.27
Building material dealers	22.02	22.03	22.08	22.16	22.31
Paint, glass, wallpaper stores	22.02	22.04	22.09	22.19	22.33
Heating and plumbing equipment dealers	22.02	22.05	22.10	22.20	22.34
Electrical supply stores	22.02	22.05	22.11	...	...
Hardware stores	22.02	22.05	22.11	22.22	22.35
Farm equipment dealers	22.02	22.06	22.13	22.25	22.39

Table 22A.—MERCHANDISE LINE SALES—LUMBER, BUILDING, HARDWARE GROUP—UNITED STATES, BY KIND OF BUSINESS: 1948

[Data based on sample. See text for description of sample and other explanatory material.]

Kind of business and merchandise line	Merchandise line sales		Stores handling merchandise line		Col. 1 as per cent of col. 4
	Amount (Thousand dollars) (1)	Percent distribution (2)	Number (3)	Total sales (Thousand dollars) (4)	(5)
LUMBER YARDS					
Stores analyzing merchandise line sales, total	[illegible]	[illegible]	[illegible]	...	...
Softwood lumber	[illegible]	[illegible]	[illegible]	[illegible]	[illegible]
Hardwood lumber (exc. hardwood flooring)	[illegible]	[illegible]	[illegible]	[illegible]	[illegible]
Hardwood flooring	[illegible]	[illegible]	[illegible]	[illegible]	[illegible]
Plywood (softwood and hardwood)	[illegible]	[illegible]	[illegible]	[illegible]	[illegible]
Other lumber products (inc. millwork)	[illegible]	[illegible]	[illegible]	[illegible]	[illegible]
Building materials (exc. lumber products)	[illegible]	[illegible]	[illegible]	[illegible]	[illegible]
Hardware	[illegible]	[illegible]	[illegible]	[illegible]	[illegible]
Paint, glass, wallpaper	[illegible]	[illegible]	[illegible]	[illegible]	[illegible]
Hay, grain, feed, farm and garden supplies	[illegible]	[illegible]	[illegible]	[illegible]	[illegible]
Farm equipment, implements, machinery	[illegible]	[illegible]	[illegible]	[illegible]	[illegible]
Coal, wood, fuel oil	[illegible]	[illegible]	[illegible]	[illegible]	[illegible]
Major household appliances	[illegible]	[illegible]	[illegible]	[illegible]	[illegible]
Housewares (inc. electric)	[illegible]	[illegible]	[illegible]	[illegible]	[illegible]
Furniture, other home furnishings	[illegible]	[illegible]	[illegible]	[illegible]	[illegible]
Heating, plumbing, air conditioning equipment	[illegible]	[illegible]	[illegible]	[illegible]	[illegible]
Lighting, electrical supplies	[illegible]	[illegible]	[illegible]	[illegible]	[illegible]
Other sales	[illegible]	[illegible]	...	...	...
Stores not analyzing merchandise line sales	[illegible]	...	[illegible]	...	...
BUILDING MATERIAL DEALERS					
Stores analyzing merchandise line sales, total	[illegible]	[illegible]	[illegible]	...	...
Building materials (exc. lumber products)	[illegible]	[illegible]	[illegible]	[illegible]	[illegible]
Softwood lumber	[illegible]	[illegible]	[illegible]	[illegible]	[illegible]
Hardwood lumber (exc. hardwood flooring)	[illegible]	[illegible]	[illegible]	[illegible]	[illegible]
Hardwood flooring	[illegible]	[illegible]	[illegible]	[illegible]	[illegible]
Plywood (softwood and hardwood)	[illegible]	[illegible]	[illegible]	[illegible]	[illegible]
Other lumber products (inc. millwork)	[illegible]	[illegible]	[illegible]	[illegible]	[illegible]
Hardware	[illegible]	[illegible]	[illegible]	[illegible]	[illegible]
Paint, glass, wallpaper	[illegible]	[illegible]	[illegible]	[illegible]	[illegible]
Hay, grain, feed, farm and garden supplies	[illegible]	[illegible]	[illegible]	[illegible]	[illegible]
Farm equipment, implements, machinery	[illegible]	[illegible]	[illegible]	[illegible]	[illegible]
Coal, wood, fuel oil	[illegible]	[illegible]	[illegible]	[illegible]	[illegible]
Major household appliances	[illegible]	[illegible]	[illegible]	[illegible]	[illegible]
Housewares (inc. electric)	[illegible]	[illegible]	[illegible]	[illegible]	[illegible]
Furniture, other home furnishings	[illegible]	[illegible]	[illegible]	[illegible]	[illegible]
Heating, plumbing, air conditioning equipment	[illegible]	[illegible]	[illegible]	[illegible]	[illegible]
Lighting, electrical supplies	[illegible]	[illegible]	[illegible]	[illegible]	[illegible]
Other sales	[illegible]	[illegible]	...	...	...
Stores not analyzing merchandise line sales	[illegible]	...	[illegible]	...	...
PAINT, GLASS, WALLPAPER STORES					
Stores analyzing merchandise line sales, total	[illegible]	[illegible]	[illegible]	...	...
Paint, glass, wallpaper	[illegible]	[illegible]	[illegible]	[illegible]	[illegible]
Hardware	[illegible]	[illegible]	[illegible]	[illegible]	[illegible]
Major household appliances	[illegible]	[illegible]	[illegible]	[illegible]	[illegible]
Furniture, other home furnishings	[illegible]	[illegible]	[illegible]	[illegible]	[illegible]
Other sales	[illegible]	[illegible]	...	...	...
Stores not analyzing merchandise line sales	[illegible]	...	[illegible]	...	...
HEATING AND PLUMBING EQUIPMENT DEALERS					
Stores analyzing merchandise line sales, total	582,142	100.0	7,632	...	...
Heating, plumbing, air conditioning equipment	460,740	79.2	7,632	582,142	79.2
Building materials (exc. lumber products)	3,500	0.6	140	21,430	16.3
Hardware	11,536	2.0	734	68,272	16.9
Paint, glass, wallpaper	5,119	0.9	639	56,484	9.1
Major household appliances	21,061	3.6	1,389	129,287	16.2
Housewares (inc. electric)	3,459	0.6	827	70,715	4.9
Lighting, electrical supplies	6,632	1.1	691	59,652	11.1
Other sales	70,095	12.0	...	...	...
Stores not analyzing merchandise line sales	3,724	...	64	...	...
ELECTRICAL SUPPLY STORES					
Stores analyzing merchandise line sales, total	86,435	100.0	1,698	...	...
Lighting, electrical supplies	60,731	69.8	1,698	86,935	69.8
Major household appliances	6,496	7.5	515	36,249	17.9
Housewares (inc. electric)	2,805	3.2	434	28,234	9.9
Heating, plumbing, air conditioning equipment	3,369	3.9	189	10,596	31.8
Other sales	13,534	15.6	...	...	...
Stores not analyzing merchandise line sales	1,445	...	37	...	...
HARDWARE STORES					
Stores analyzing merchandise line sales, total	2,479,169	100.0	33,815	...	...
Hardware	1,235,731	49.8	33,815	2,479,169	49.8
Paint, glass, wallpaper	136,346	7.9	21,670	1,754,237	11.2
Hay, grain, feed, farm and garden supplies	34,563	1.4	4,920	393,337	8.8
Farm equipment, implements, machinery	81,643	3.3	4,995	656,613	12.4
Coal, wood, fuel oil	7,242	0.3	876	77,959	9.3
Major household appliances	226,329	9.2	12,974	1,391,921	16.3
Housewares (inc. electric)	146,418	5.9	18,996	1,600,842	9.1
Furniture, other home furnishings	71,485	3.3	6,042	677,825	12.0
Heating, plumbing, air conditioning equipment	121,086	4.9	9,116	1,006,362	12.0
Lighting, electrical supplies	56,641	2.3	12,193	1,137,240	5.0
Softwood lumber	10,247	0.4	524	67,170	15.2
Hardwood lumber (exc. hardwood flooring)	1,379	(z)	158	25,867	5.3
Hardwood flooring	1,460	0.1	264	46,429	3.1
Plywood (softwood and hardwood)	1,524	0.1	459	67,119	2.3
Other lumber products (inc. millwork)	5,745	0.2	619	78,273	7.3
Building materials (exc. lumber products)	72,171	2.9	5,678	771,565	9.4
Other sales	194,460	8.0	...	...	...
Stores not analyzing merchandise line sales	62,023	...	860	...	...
FARM EQUIPMENT DEALERS					
Stores analyzing merchandise line sales, total	2,397,765	100.0	17,427	...	...
Farm equipment, implements, machinery (new)	1,384,776	57.8	17,161	2,372,471	58.4
Farm equipment, implements, machinery (used)	155,068	6.5	10,211	1,615,699	9.6
Other farm supplies (allied lines)	138,168	5.8	6,801	1,018,150	13.6
Passenger cars (new)	41,270	1.7	1,563	322,823	12.8
Trucks (new)	22,703	3.4	3,008	661,988	12.5
Passenger cars (used)	12,635	0.5	1,309	280,726	4.5
Trucks (used)	9,699	0.4	1,714	426,497	2.3
Parts and accessories	241,840	12.2	12,075	1,791,480	16.3
Shop or service labor sales	103,455	4.3	12,356	1,843,279	5.6
Automobile trailers	505	(z)	102	18,072	2.8
Gasoline and lubricants	26,327	1.1	4,370	718,210	3.7
Other sales	151,316	6.3	...	...	...
Stores not analyzing merchandise line sales	27,998	...	186	...	...

Table 22B.—MERCHANDISE LINE SALES—LUMBER, BUILDING, HARDWARE GROUP—KIND OF BUSINESS, BY GEOGRAPHIC DIVISION: 1948

[Data based on sample See text for description of sample and other explanatory material.]

Kind of business and merchandise line	Merchandise line sales		Stores handling merchandise line		Col. 1 as per cent of col. 4
	Amount (Thousand dollars)	Percent distribution	Number	Total sales (Thousand dollars)	
	(1)	(2)	(3)	(4)	(5)
LUMBER YARDS	NEW ENGLAND				
Stores analyzing merchandise line sales, total	212,628	100.0	703	...	...
Softwood lumber	98,394	46.3	660	199,564	49.3
Hardwood lumber (exc. hardwood flooring)	10,545	5.0	336	107,510	9.8
Hardwood flooring	10,547	5.0	560	180,235	5.9
Plywood (softwood and hardwood)	9,277	4.4	540	175,349	5.3
Other lumber products (inc millwork)	24,102	11.3	456	158,216	15.2
Building materials (exc lumber products)	32,104	15.1	539	180,144	17.8
Hardware	8,262	3.9	433	147,692	5.6
Paint, glass, wallpaper	4,273	2.0	390	130,099	3.3
Hay, grain, feed, farm and garden supplies	1,402	0.6	34	14,678	9.6
Farm equipment, implements, machinery	249	0.1	21	10,128	2.5
Coal, wood, fuel oil	8,153	3.8	88	36,906	22.1
Major household appliances	475	0.2	42	19,928	2.4
Housewares (inc electric)	141	0.1	24	10,471	1.3
Furniture, other home furnishings	96	(z)	9	3,365	2.9
Heating, plumbing, air-conditioning equipment	1,235	0.6	41	23,022	5.4
Lighting, electrical supplies	578	0.3	37	19,294	3.0
Other sales	2,795	1.3	...	...	...
Stores not analyzing merchandise line sales	12,271	...	34	...	...
	MIDDLE ATLANTIC				
Stores analyzing merchandise line sales, total	580,094	100.0	2,437	...	...
Softwood lumber	270,389	46.6	2,233	545,899	49.5
Hardwood lumber (exc. hardwood flooring)	35,281	6.1	1,247	338,161	10.4
Hardwood flooring	22,946	3.9	1,644	442,549	5.2
Plywood (softwood and hardwood)	23,758	4.1	1,758	447,965	5.3
Other lumber products (inc millwork)	76,982	13.3	1,656	429,394	17.9
Building materials (exc lumber products)	77,566	13.4	1,725	456,258	17.0
Hardware	17,568	3.0	1,465	369,824	4.8
Paint, glass, wallpaper	11,223	1.9	1,236	312,992	3.6
Hay, grain, feed, farm and garden supplies	3,776	0.6	117	35,822	10.5
Farm equipment, implements, machinery	1,086	0.2	68	15,829	6.9
Coal, wood, fuel oil	24,233	4.2	444	147,992	16.4
Major household appliances	1,585	0.3	94	31,090	5.1
Housewares (inc electric)	422	0.1	78	21,475	2.0
Furniture, other home furnishings	540	0.1	55	20,312	2.7
Heating, plumbing, air-conditioning equipment	2,995	0.5	170	40,790	7.3
Lighting, electrical supplies	1,030	0.2	129	28,358	3.6
Other sales	8,714	1.5	...	...	...
Stores not analyzing merchandise line sales	19,576	...	105	...	...
	EAST NORTH CENTRAL				
Stores analyzing merchandise line sales, total	923,467	100.0	4,256	...	...
Softwood lumber	432,156	46.8	4,091	888,973	48.6
Hardwood lumber (exc. hardwood flooring)	31,441	3.4	1,715	425,003	7.4
Hardwood flooring	30,957	3.4	3,160	732,370	4.2
Plywood (softwood and hardwood)	30,176	3.3	3,113	708,100	4.3
Other lumber products (inc millwork)	126,173	13.7	3,108	732,121	17.2
Building materials (exc lumber products)	125,092	13.5	3,520	782,179	16.0
Hardware	35,337	3.8	3,169	694,226	5.1
Paint, glass, wallpaper	18,036	2.0	2,735	590,711	3.0
Hay, grain, feed, farm and garden supplies	9,249	1.0	275	59,165	15.6
Farm equipment, implements, machinery	1,737	0.2	116	21,082	8.2
Coal, wood, fuel oil	53,858	5.8	1,461	319,146	16.9
Major household appliances	2,114	0.2	202	43,682	4.8
Housewares (inc electric)	969	0.1	194	39,469	2.5
Furniture, other home furnishings	427	(z)	71	15,726	2.7
Heating, plumbing, air-conditioning equipment	4,340	0.5	307	72,512	6.0
Lighting, electrical supplies	1,130	0.1	204	43,552	2.6
Other sales	20,275	2.2	...	...	...
Stores not analyzing merchandise line sales	31,571	...	128	...	...
	WEST NORTH CENTRAL				
Stores analyzing merchandise line sales, total	614,185	100.0	4,326	...	...
Softwood lumber	271,352	44.2	4,212	601,600	45.1
Hardwood lumber (exc. hardwood flooring)	14,539	2.4	2,337	343,939	4.2
Hardwood flooring	16,856	2.7	3,220	492,754	3.4
Plywood (softwood and hardwood)	16,103	2.6	3,185	478,610	3.4
Other lumber products (inc millwork)	62,546	10.2	3,436	510,867	12.2
Building materials (exc lumber products)	98,853	16.1	3,670	531,208	18.6
Hardware	39,263	6.4	3,559	510,063	7.7
Paint, glass, wallpaper	18,333	3.0	3,391	476,651	3.8
Hay, grain, feed, farm and garden supplies	5,128	0.8	161	26,853	19.1
Farm equipment, implements, machinery	4,605	0.7	294	41,388	11.1
Coal, wood, fuel oil	42,400	6.9	2,221	308,260	13.8
Major household appliances	2,157	0.4	294	45,685	4.7
Housewares (inc. electric)	923	0.2	252	38,434	2.4
Furniture, other home furnishings	323	(z)	99	16,038	2.0
Heating, plumbing, air-conditioning equipment	1,936	0.3	233	42,063	4.6
Lighting, electrical supplies	446	0.1	112	18,883	2.4
Other sales	18,422	3.0	...	...	...
Stores not analyzing merchandise line sales	28,954	...	184	...	...
	SOUTH ATLANTIC				
Stores analyzing merchandise line sales, total	354,343	100.0	1,355	...	...
Softwood lumber	154,606	43.6	1,212	337,169	45.8
Hardwood lumber (exc. hardwood flooring)	17,004	4.8	571	178,308	9.5
Hardwood flooring	18,606	5.3	910	284,525	6.5
Plywood (softwood and hardwood)	11,464	3.2	879	254,299	4.5
Other lumber products (inc millwork)	46,342	13.1	908	258,799	17.9
Building materials (exc lumber products)	62,418	17.6	1,034	300,179	20.8
Hardware	15,221	4.3	852	252,146	6.0
Paint, glass, wallpaper	11,344	3.2	786	235,381	4.8
Hay, grain, feed, farm and garden supplies	1,809	0.5	75	21,383	8.4
Farm equipment, implements, machinery	649	0.2	53	12,363	5.2
Coal, wood, fuel oil	3,645	1.0	119	37,492	9.7
Major household appliances	1,469	0.4	111	28,167	5.2
Housewares (inc. electric)	486	0.1	64	19,787	2.4
Furniture, other home furnishings	547	0.2	53	13,483	4.0
Heating, plumbing, air-conditioning equipment	1,636	0.5	178	41,551	3.9
Lighting, electrical supplies	1,006	0.3	135	31,954	3.1
Other sales	6,091	1.7	...	...	...
Stores not analyzing merchandise line sales	5,209	...	19	...	...
	EAST SOUTH CENTRAL				
Stores analyzing merchandise line sales, total	160,040	100.0	908	...	...
Softwood lumber	69,876	43.7	842	152,394	45.8
Hardwood lumber (exc. hardwood flooring)	8,456	5.3	447	88,914	9.5
Hardwood flooring	8,054	5.0	656	123,566	6.5
Plywood (softwood and hardwood)	4,522	2.8	584	112,613	4.0
Other lumber products (inc millwork)	18,572	11.6	584	112,542	16.5
Building materials (exc lumber products)	27,166	17.0	708	135,997	20.0
Hardware	6,664	4.2	630	119,107	5.6
Paint, glass, wallpaper	6,236	3.9	560	108,793	5.7
Hay, grain, feed, farm and garden supplies	701	0.4	47	6,473	10.8
Farm equipment, implements, machinery	332	0.2	22	2,812	8.7
Coal, wood, fuel oil	1,630	1.0	84	14,798	11.0
Major household appliances	1,204	0.8	50	14,067	8.6
Housewares (inc. electric)	328	0.2	75	14,112	2.3
Furniture, other home furnishings	312	0.2	62	12,742	2.4
Heating, plumbing, air-conditioning equipment	1,596	1.0	114	25,324	6.3
Lighting, electrical supplies	677	0.4	129	23,526	2.9
Other sales	3,714	2.3	...	...	...
Stores not analyzing merchandise line sales	7,717	...	29	...	...
	WEST SOUTH CENTRAL				
Stores analyzing merchandise line sales, total	574,976	100.0	3,302	...	...
Softwood lumber	275,673	48.0	3,194	560,879	49.2
Hardwood lumber (exc. hardwood flooring)	16,861	2.9	1,272	238,845	7.1
Hardwood flooring	21,588	3.8	2,550	486,265	4.4
Plywood (softwood and hardwood)	15,525	2.7	2,491	471,214	3.3
Other lumber products (inc millwork)	55,887	9.7	2,389	447,696	12.5
Building materials (exc lumber products)	84,536	14.7	2,743	489,020	17.3
Hardware	38,235	6.6	2,801	502,484	7.6
Paint, glass, wallpaper	29,596	5.1	2,765	496,080	6.0
Hay, grain, feed, farm and garden supplies	872	0.2	63	13,350	6.5
Farm equipment, implements, machinery	1,187	0.2	105	20,287	5.8
Coal, wood, fuel oil	325	0.1	81	10,233	3.2
Major household appliances	4,148	0.7	321	73,537	5.6
Housewares (inc electric)	883	0.2	275	52,489	1.7
Furniture, other home furnishings	1,714	0.3	343	67,099	2.6
Heating, plumbing, air-conditioning equipment	5,407	0.9	644	111,744	4.8
Lighting, electrical supplies	2,191	0.4	496	89,229	2.4
Other sales	20,348	3.5	...	...	...
Stores not analyzing merchandise line sales	38,050	...	252	...	...
	MOUNTAIN				
Stores analyzing merchandise line sales, total	220,676	100.0	1,143	...	...
Softwood lumber	96,535	43.8	1,113	216,021	44.7
Hardwood lumber (exc. hardwood flooring)	4,514	2.0	468	95,713	4.7
Hardwood flooring	5,601	2.5	848	175,240	3.2
Plywood (softwood and hardwood)	7,087	3.2	773	167,084	4.2
Other lumber products (inc millwork)	17,055	7.7	809	169,382	10.1
Building materials (exc lumber products)	39,151	17.7	959	193,252	20.3
Hardware	22,037	10.0	990	203,715	10.8
Paint, glass, wallpaper	9,237	4.2	909	187,422	4.9
Hay, grain, feed, farm and garden supplies	1,172	0.5	60	12,677	9.2
Farm equipment, implements, machinery	1,466	0.7	58	14,505	10.1
Coal, wood, fuel oil	4,741	2.1	284	48,782	9.7
Major household appliances	1,428	0.7	162	34,869	4.1
Housewares (inc electric)	842	0.3	151	31,221	2.7
Furniture, other home furnishings	385	0.2	66	14,551	2.6
Heating, plumbing, air-conditioning equipment	1,672	0.8	190	42,342	4.0
Lighting, electrical supplies	781	0.4	189	41,644	1.9
Other sales	6,972	3.2	...	...	...
Stores not analyzing merchandise line sales	4,455	...	52	...	...
	PACIFIC				
Stores analyzing merchandise line sales, total	536,956	100.0	2,243	...	...
Softwood lumber	307,692	57.3	2,107	510,996	60.2
Hardwood lumber (exc. hardwood flooring)	11,343	2.1	684	199,757	5.7
Hardwood flooring	11,930	2.2	1,055	260,095	4.6
Plywood (softwood and hardwood)	27,832	5.2	1,487	385,880	7.2
Other lumber products (inc millwork)	48,231	9.0	1,391	367,654	13.1
Building materials (exc lumber products)	66,126	12.3	1,744	425,160	15.6
Hardware	31,425	5.8	1,690	407,336	7.7
Paint, glass, wallpaper	12,571	2.3	1,504	321,163	3.9
Hay, grain, feed, farm and garden supplies	1,520	0.3	81	17,829	8.4
Farm equipment, implements, machinery	580	0.1	45	6,926	8.4
Coal, wood, fuel oil	2,750	0.5	177	30,320	9.1
Major household appliances	2,259	0.4	132	39,273	5.7
Housewares (inc electric)	948	0.2	105	23,004	4.1
Furniture, other home furnishings	426	0.1	56	15,406	2.8
Heating, plumbing, air-conditioning equipment	3,512	0.7	248	51,694	6.8
Lighting, electrical supplies	1,421	0.3	239	55,142	2.6
Other sales	6,390	1.2	...	...	...
Stores not analyzing merchandise line sales	8,328	...	41	...	...
BUILDING MATERIAL DEALERS	NEW ENGLAND				
Stores analyzing merchandise line sales, total	56,835	100.0	325	...	...
Building materials (exc lumber products)	39,290	69.1	325	56,835	69.1
Softwood lumber	3,420	6.0	66	19,334	17.7
Hardwood lumber (exc. hardwood flooring)	293	0.5	38	13,602	2.2
Hardwood flooring	720	1.3	83	17,901	4.0
Plywood (softwood and hardwood)	967	1.7	68	17,228	5.6
Other lumber products (inc. millwork)	2,485	4.3	97	17,380	14.3
Hardware	2,109	3.7	152	28,115	7.5
Paint, glass, wallpaper	1,419	2.5	119	24,526	5.8
Hay, grain, feed, farm and garden supplies	439	0.8	20	4,643	9.5
Farm equipment, implements, machinery	491	0.9	4	3,418	14.4
Coal, wood, fuel oil	2,427	4.3	53	8,908	27.2
Major household appliances	307	0.6	14	9,644	3.2
Housewares (inc. electric)	169	0.3	10	4,581	3.7
Furniture, other home furnishings	(1)	(1)	2	(x)	(x)
Heating, plumbing, air-conditioning equipment	191	0.3	12	3,538	5.4
Lighting, electrical supplies	109	0.2	10	3,725	2.9
Other sales	1,999	3.5	...	...	...
Stores not analyzing merchandise line sales	989	...	14	...	...
	MIDDLE ATLANTIC				
Stores analyzing merchandise line sales, total	127,387	100.0	789	...	...
Building materials (exc lumber products)	96,894	76.1	789	127,387	76.1
Softwood lumber	4,737	3.7	145	25,690	18.4
Hardwood lumber (exc. hardwood flooring)	698	0.5	65	11,811	5.9
Hardwood flooring	723	0.6	105	17,605	4.1
Plywood (softwood and hardwood)	651	0.5	133	20,270	3.2
Other lumber products (inc. millwork)	5,679	4.5	158	27,640	20.5
Hardware	2,245	1.8	198	31,726	7.1
Paint, glass, wallpaper	1,373	1.1	141	23,553	5.8
Hay, grain, feed, farm and garden supplies	1,259	1.0	40	5,841	21.6
Farm equipment, implements, machinery	239	0.2	15	1,546	15.5
Coal, wood, fuel oil	8,403	6.6	177	38,359	21.9
Major household appliances	305	0.2	14	4,136	7.4
Housewares (inc. electric)	178	0.1	9	1,622	11.0
Furniture, other home furnishings	162	0.1	21	2,714	6.0
Heating, plumbing, air-conditioning equipment	776	0.6	37	6,494	11.9
Lighting, electrical supplies	100	0.1	9	2,066	4.8
Other sales	2,965	2.3	...	...	...
Stores not analyzing merchandise line sales	4,112	...	31	...	...
	EAST NORTH CENTRAL				
Stores analyzing merchandise line sales, total	220,328	100.0	1,078	...	...
Building materials (exc lumber products)	151,064	68.6	1,078	220,328	68.6
Softwood lumber	10,107	4.6	207	38,073	26.5
Hardwood lumber (exc. hardwood flooring)	1,513	0.7	103	22,308	6.8
Hardwood flooring	1,391	0.6	136	31,534	4.4
Plywood (softwood and hardwood)	875	0.4	158	30,307	2.9
Other lumber products (inc. millwork)	8,882	4.0	144	35,646	24.9
Hardware	5,550	2.6	284	45,999	12.1
Paint, glass, wallpaper	2,127	1.0	252	42,208	5.0
Hay, grain, feed, farm and garden supplies	2,797	1.3	75	15,613	17.9
Farm equipment, implements, machinery	981	0.3	23	8,738	11.2
Coal, wood, fuel oil	25,092	11.3	381	105,989	23.7
Major household appliances	510	0.2	49	12,339	4.2
Housewares (inc. electric)	171	0.1	41	6,633	2.6
Furniture, other home furnishings	421	0.2	23	2,597	16.2
Heating, plumbing, air-conditioning equipment	1,239	0.6	88	17,714	7.0
Lighting, electrical supplies	439	0.2	46	8,757	5.0
Other sales	7,169	3.3	...	...	...
Stores not analyzing merchandise line sales	2,057	...	26	...	...

See footnotes at end of table.

Table 22B.—MERCHANDISE LINE SALES—LUMBER, BUILDING, HARDWARE GROUP—KIND OF BUSINESS, BY GEOGRAPHIC DIVISION: 1948—Continued

[Data based on sample. See text for description of sample and other explanatory material.]

Columns: Merchandise line sales — Amount (Thousand dollars) (1); Percent distribution (2). Stores handling merchandise line — Number (3); Total sales (Thousand dollars) (4). Col. 1 as percent of col. 4 (5).

BUILDING MATERIAL DEALERS

WEST NORTH CENTRAL

Kind of business and merchandise line	Amount (Thousand dollars) (1)	Percent distribution (2)	Number (3)	Total sales (Thousand dollars) (4)	Col. 1 as percent of col. 4 (5)
Stores analyzing merchandise line sales, total	[illegible]	100.0	427	...	...
Building materials (exc. lumber products)	42,016	72.2	427	58,173	72.2
Softwood lumber	[illegible],337	6.6	112	15,387	[illegible]
Hardwood lumber (exc. hardwood flooring)	172	0.3	53	7,697	2.2
Hardwood flooring	330	0.6	80	14,108	...
Plywood (softwood and hardwood)	266	0.5	30	12,106	2.2
Other lumber products (inc. millwork)	2,178	3.7	115	14,559	15.0
Hardware	2,083	3.6	129	18,[illegible]	11.[illegible]
Paint, glass, wallpaper	805	1.4	154	17,393	4.6
Hay, grain, feed, farm and garden supplies	173	0.3	6	1,012	17.1
Farm equipment, implements, machinery	408	0.7	4	2,048	19.9
Coal, wood, fuel oil	3,037	[illegible].2	90	15,136	20.1
Major household appliances	194	0.3	20	2,451	[illegible]
Housewares (inc. electric)	97	0.2	7	903	10.7
Furniture, other home furnishings	134	0.2	16	[illegible],093	[illegible].4
Heating, plumbing, air conditioning equipment	400	[illegible].7	[illegible]	3,657	11.0
Lighting, electrical supplies	106	[illegible].2	26	1,774	6.0
Other sales	1,937	[illegible]	...	...	...
Stores not analyzing merchandise line sales	520	...	4	...	...

SOUTH ATLANTIC

Kind of business and merchandise line	(1)	(2)	(3)	(4)	(5)
Stores analyzing merchandise line sales, total	109,351	100.0	571	...	...
Building materials (exc. lumber products)	68,902	63.0	571	109,351	63.0
Softwood lumber	9,623	8.8	168	38,898	24.7
Hardwood lumber (exc. hardwood flooring)	441	0.4	49	15,556	[illegible]
Hardwood flooring	1,160	1.1	112	31,654	3.7
Plywood (softwood and hardwood)	1,271	1.2	132	34,949	3.6
Other lumber products (inc. millwork)	5,529	5.1	163	40,666	13.6
Hardware	5,213	4.8	265	59,203	8.8
Paint, glass, wallpaper	5,131	4.7	228	55,373	9.3
Hay, grain, feed, farm and garden supplies	1,323	1.2	35	9,869	13.4
Farm equipment, implements, machinery	512	0.5	24	5,794	8.8
Coal, wood, fuel oil	4,211	3.8	79	28,473	14.8
Major household appliances	1,586	1.4	56	16,668	9.5
Housewares (inc. electric)	278	0.2	55	10,466	2.7
Furniture, other home furnishings	140	0.1	29	4,710	2.9
Heating, plumbing, air conditioning equipment	1,105	1.0	79	16,407	6.7
Lighting, electrical supplies	389	0.4	44	8,520	4.6
Other sales	2,537	2.3	...	...	...
Stores not analyzing merchandise line sales	2,119	...	5	...	...

EAST SOUTH CENTRAL

Kind of business and merchandise line	(1)	(2)	(3)	(4)	(5)
Stores analyzing merchandise line sales, total	50,434	100.0	324	...	...
Building materials (exc. lumber products)	31,711	62.9	324	50,434	62.9
Softwood lumber	5,990	11.9	105	20,773	28.8
Hardwood lumber (exc. hardwood flooring)	391	0.8	43	7,907	4.9
Hardwood flooring	595	1.2	92	20,953	2.8
Plywood (softwood and hardwood)	351	0.7	91	18,768	1.9
Other lumber products (inc. millwork)	1,708	3.4	74	15,047	11.4
Hardware	2,097	4.2	152	24,329	8.6
Paint, glass, wallpaper	1,671	3.3	185	28,563	5.8
Hay, grain, feed, farm and garden supplies	459	0.9	13	2,539	18.1
Farm equipment, implements, machinery	406	0.8	22	3,153	12.9
Coal, wood, fuel oil	1,058	2.1	28	8,746	12.1
Major household appliances	629	1.2	43	7,092	8.9
Housewares (inc. electric)	128	0.2	47	4,027	3.2
Furniture, other home furnishings	66	0.1	13	2,545	2.6
Heating, plumbing, air conditioning equipment	992	2.0	44	9,517	10.4
Lighting, electrical supplies	419	0.8	59	9,316	4.5
Other sales	1,763	3.5	...	...	...
Stores not analyzing merchandise line sales	1,821	...	8	...	...

WEST SOUTH CENTRAL

Kind of business and merchandise line	(1)	(2)	(3)	(4)	(5)
Stores analyzing merchandise line sales, total	53,433	100.0	336	...	...
Building materials (exc. lumber products)	35,032	65.6	336	53,433	65.6
Softwood lumber	5,547	10.4	117	23,008	24.1
Hardwood lumber (exc. hardwood flooring)	590	1.1	41	6,457	9.1
Hardwood flooring	604	1.1	[illegible]	18,522	3.3
Plywood (softwood and hardwood)	658	1.2	99	18,928	3.[illegible]
Other lumber products (inc. millwork)	2,001	3.7	108	19,675	10.2
Hardware	[illegible]	4.4	130	26,385	9.0
Paint, glass, wallpaper	1,993	3.7	154	26,749	7.4
Hay, grain, feed, farm and garden supplies	63	0.1	6	2,097	3.0
Farm equipment, implements, machinery	100	0.2	7	1,260	7.9
Coal, wood, fuel oil	156	0.3	6	1,920	8.1
Major household appliances	432	0.8	19	6,683	6.5
Housewares (inc. electric)	160	0.3	16	5,382	3.0
Furniture, other home furnishings	290	0.6	20	3,757	7.1
Heating, plumbing, air conditioning equipment	222	.4	26	4,588	4.8
Lighting, electrical supplies	[illegible]	[illegible]	17	6,622	6.5
Other sales	[illegible]	[illegible]	...	...	...
Stores not analyzing merchandise line sales	1,[illegible]	...	[illegible]	...	...

MOUNTAIN

Kind of business and merchandise line	(1)	(2)	(3)	(4)	(5)
Stores analyzing merchandise line sales, total	28,533	100.0	125	...	...
Building materials (exc. lumber products)	15,858	55.6	125	28,533	55.6
Softwood lumber	2,039	7.2	54	9,747	20.9
Hardwood lumber (exc. hardwood flooring)	314	1.1	15	6,200	5.1
Hardwood flooring	356	1.3	39	6,382	5.6
Plywood (softwood and hardwood)	209	0.7	39	5,544	3.8
Other lumber products (inc. millwork)	1,785	6.3	28	7,826	22.8
Hardware	1,639	5.7	64	16,608	9.9
Paint, glass, wallpaper	1,000	3.5	49	13,582	7.4
Hay, grain, feed, farm and garden supplies	64	0.2	4	763	8.4
Farm equipment, implements, machinery	806	2.8	15	3,661	22.0
Coal, wood, fuel oil	1,339	4.7	19	4,743	28.2
Major household appliances	184	0.6	12	3,718	4.9
Housewares (inc. electric)	106	0.4	12	3,641	2.9
Furniture, other home furnishings	353	1.2	10	3,303	10.7
Heating, plumbing, air conditioning equipment	371	1.3	20	4,177	8.9
Lighting, electrical supplies	577	2.0	17	4,843	11.9
Other sales	1,533	5.4	...	...	...
Stores not analyzing merchandise line sales	...	...	...	...	...

PACIFIC

Kind of business and merchandise line	(1)	(2)	(3)	(4)	(5)
Stores analyzing merchandise line sales, total	90,035	100.0	480	...	...
Building materials (exc. lumber products)	74,091	82.3	480	90,035	82.3
Softwood lumber	2,423	2.7	53	11,462	21.1
Hardwood lumber (exc. hardwood flooring)	778	0.9	13	3,620	21.5
Hardwood flooring	1,328	1.4	25	7,981	16.6
Plywood (softwood and hardwood)	535	0.6	55	9,080	5.9
Other lumber products (inc. millwork)	2,313	2.6	72	10,133	22.8
Hardware	2,322	2.6	148	22,583	10.3
Paint, glass, wallpaper	877	1.0	106	16,428	5.3
Hay, grain, feed, farm and garden supplies	942	1.0	40	5,763	16.3
Farm equipment, implements, machinery	183	0.2	16	1,599	11.4
Coal, wood, fuel oil	1,377	1.5	32	10,112	13.6
Major household appliances	265	0.3	28	4,266	6.2
Housewares (inc. electric)	158	0.2	35	4,094	3.9
Furniture, other home furnishings	364	0.4	19	3,080	11.8
Heating, plumbing, air conditioning equipment	481	0.5	27	4,357	11.0
Lighting, electrical supplies	162	0.2	19	2,885	5.6
Other sales	1,436	1.6	...	...	...
Stores not analyzing merchandise line sales	3,079	...	19	...	...

PAINT, GLASS, WALLPAPER STORES

NEW ENGLAND

Kind of business and merchandise line	(1)	(2)	(3)	(4)	(5)
Stores analyzing merchandise line sales, total	33,39[illegible]	100.0	786	...	...
Paint, glass, wallpaper	28,741	86.1	786	33,392	86.1
Hardware	930	[illegible].8	83	5,279	17.6
Major household appliances	120	[illegible]	26	596	20.1
Furniture, other home furnishings	440	1.3	66	2,662	16.0
Other sales	3,171	9.4	...	...	...
Stores not analyzing merchandise line sales	384	...	3	...	...

MIDDLE ATLANTIC

Kind of business and merchandise line	(1)	(2)	(3)	(4)	(5)
Stores analyzing merchandise line sales, total	124,707	100.0	2,810	...	...
Paint, glass, wallpaper	112,187	90.0	2,810	124,707	90.0
Hardware	3,489	2.8	407	15,665	22.3
Major household appliances	901	0.7	71	3,663	24.6
Furniture, other home furnishings	1,371	1.1	104	6,780	20.2
Other sales	6,759	5.4	...	...	...
Stores not analyzing merchandise line sales	959	...	71	...	...

EAST NORTH CENTRAL

Kind of business and merchandise line	(1)	(2)	(3)	(4)	(5)
Stores analyzing merchandise line sales, total	115,816	100.0	2,875	...	...
Paint, glass, wallpaper	98,492	85.0	2,875	115,816	85.0
Hardware	4,065	3.5	314	15,528	26.2
Major household appliances	755	0.7	61	3,157	23.9
Furniture, other home furnishings	2,706	2.3	298	14,672	18.4
Other sales	9,798	8.5	...	...	...
Stores not analyzing merchandise line sales	252	...	11	...	...

WEST NORTH CENTRAL

Kind of business and merchandise line	(1)	(2)	(3)	(4)	(5)
Stores analyzing merchandise line sales, total	49,122	100.0	1,150	...	...
Paint, glass, wallpaper	40,203	81.9	1,150	[illegible]	81.9
Hardware	[illegible]	[illegible]	43	941	27.6
Major household appliances	[illegible]	[illegible]	34	937	[illegible]
Furniture, other home furnishings	[illegible]	[illegible]	130	11,[illegible]31	19.9
Other sales	[illegible]	[illegible]	...	...	...
Stores not analyzing merchandise line sales	[illegible]	...	[illegible]	...	...

SOUTH ATLANTIC

Kind of business and merchandise line	(1)	(2)	(3)	(4)	(5)
Stores analyzing merchandise line sales, total	45,297	100.0	844	...	...
Paint, glass, wallpaper	40,990	90.5	844	45,297	90.[illegible]
Hardware	1,444	[illegible]	141	[illegible],678	25.4
Major household appliances	184	0.4	21	1,872	9.8
Furniture, other home furnishings	331	0.7	69	2,470	13.4
Other sales	2,347	5.2	...	...	...
Stores not analyzing merchandise line sales	[illegible]	...	[illegible]	...	...

EAST SOUTH CENTRAL

Kind of business and merchandise line	(1)	(2)	(3)	(4)	(5)
Stores analyzing merchandise line sales, total	18,058	100.0	329	...	...
Paint, glass, wallpaper	15,267	84.5	329	18,058	84.5
Hardware	79	0.5	26	961	8.2
Major household appliances	936	[illegible]	42	2,077	45.1
Furniture, other home furnishings	71	0.4	21	713	10.0
Other sales	1,705	9.4	...	...	...
Stores not analyzing merchandise line sales	16	...	1	...	...

WEST SOUTH CENTRAL

Kind of business and merchandise line	(1)	(2)	(3)	(4)	(5)
Stores analyzing merchandise line sales, total	[illegible]	100.0	[illegible]	...	...
Paint, glass, wallpaper	[illegible]	[illegible]	[illegible]	[illegible]	84.6
Hardware	[illegible]	...	7	[illegible]	[illegible]
Major household appliances	[illegible]	[illegible]	[illegible]	[illegible]	[illegible]
Furniture, other home furnishings	[illegible]	[illegible]	[illegible]	[illegible]	[illegible]
Other sales	[illegible]	[illegible]	...	...	...
Stores not analyzing merchandise line sales	[illegible]	...	[illegible]	...	...

MOUNTAIN

Kind of business and merchandise line	(1)	(2)	(3)	(4)	(5)
Stores analyzing merchandise line sales, total	10,509	100.0	168	...	...
Paint, glass, wallpaper	9,575	91.1	168	10,509	91.1
Hardware	87	0.8	7	[illegible]	17.[illegible]
Major household appliances	...	...	...	...	...
Furniture, other home furnishings	27	[illegible]	11	874	[illegible].1
Other sales	[illegible]	[illegible].8	...	...	...
Stores not analyzing merchandise line sales	[illegible]	...	2	...	...

PACIFIC

Kind of business and merchandise line	(1)	(2)	(3)	(4)	(5)
Stores analyzing merchandise line sales, total	66,091	100.0	1,350	...	...
Paint, glass, wallpaper	60,442	91.4	1,350	66,091	91.4
Hardware	563	0.9	84	3,058	18.4
Major household appliances	75	0.1	3	239	31.4
Furniture, other home furnishings	830	1.3	[illegible]	5,753	14.4
Other sales	4,181	6.3	...	...	...
Stores not analyzing merchandise line sales	681	...	13	...	...

Table 22B.—MERCHANDISE LINE SALES—LUMBER, BUILDING, HARDWARE GROUP—KIND OF BUSINESS, BY GEOGRAPHIC DIVISION*: 1948—Continued

[Data based on sample. See text for description of sample and other explanatory material.]

Kind of business and merchandise line	Merchandise line sales		Stores handling merchandise line		Col. 1 as percent of col. 4	Merchandise line sales		Stores handling merchandise line		Col. 1 as percent of col. 4	Merchandise line sales		Stores handling merchandise line		Col. 1 as percent of col. 4
	Amount (*Thousand dollars*)	Percent distribution	Number	Total sales (*Thousand dollars*)		Amount (*Thousand dollars*)	Percent distribution	Number	Total sales (*Thousand dollars*)		Amount (*Thousand dollars*)	Percent distribution	Number	Total sales (*Thousand dollars*)	
	(1)	(2)	(3)	(4)	(5)	(1)	(2)	(3)	(4)	(5)	(1)	(2)	(3)	(4)	(5)
	NEW ENGLAND					MIDDLE ATLANTIC					EAST NORTH CENTRAL				
HEATING AND PLUMBING EQUIPMENT DEALERS															
Stores analyzing merchandise line sales, total	33,529	100.0	342	...	...	98,055	100.0	1,170	...	...	167,355	100.0	2,165	...	...
Heating, plumbing, air-conditioning equipment	24,330	72.6	342	33,529	72.6	82,668	84.3	1,170	98,055	84.3	134,117	80.1	2,165	167,355	80.1
Building materials (exc. lumber products)	268	0.8	13	1,101	24.3	248	0.3	16	3,069	8.1	1,092	0.6	70	5,980	18.3
Hardware	1,657	4.9	63	10,953	15.1	1,864	1.9	103	11,143	16.7	3,133	1.9	182	17,976	17.4
Paint, glass, wallpaper	702	2.1	57	8,296	8.5	795	0.8	105	8,750	9.1	1,453	0.9	237	18,219	8.0
Major household appliances	1,226	3.7	58	11,259	10.9	3,147	3.2	198	21,165	14.9	5,058	3.0	359	31,216	16.2
Housewares (inc. electric)	375	1.1	44	8,702	4.3	618	0.6	96	9,338	6.6	700	0.4	253	20,825	3.4
Lighting, electrical supplies	809	2.4	42	8,498	9.5	546	0.6	85	8,115	6.7	1,278	0.8	177	14,579	8.8
Other sales	4,162	12.4	...	...	...	8,169	8.3	...	...	...	20,524	12.3	...	...	...
Stores not analyzing merchandise line sales	183	...	3	...	...	1,591	...	14	...	...	463	...	3	...	...
	WEST NORTH CENTRAL					SOUTH ATLANTIC					WEST SOUTH CENTRAL				
Stores analyzing merchandise line sales, total	89,688	100.0	1,459	...	...	36,538	100.0	476	...	...	38,971	100.0	586	...	...
Heating, plumbing, air-conditioning equipment	68,223	76.1	1,459	89,688	76.1	28,544	78.1	476	36,538	78.1	31,490	80.8	586	38,971	80.8
Building materials (exc. lumber products)	281	0.3	22	1,665	16.9	100	0.3	3	832	12.0	101	0.3	11	890	11.4
Hardware	2,228	2.5	164	10,645	20.9	669	1.9	67	3,368	19.9	364	0.9	49	1,948	18.7
Paint, glass, wallpaper	1,164	1.3	143	8,622	13.5	142	0.4	33	2,369	6.0	291	0.7	16	1,058	27.5
Major household appliances	3,514	3.9	328	22,804	15.4	1,765	4.8	135	9,553	18.5	1,928	5.0	124	8,750	22.0
Housewares (inc. electric)	479	0.5	143	9,611	5.0	222	0.6	92	6,121	3.6	255	0.7	96	5,853	4.4
Lighting, electrical supplies	856	1.0	136	9,059	9.4	887	2.4	103	6,085	14.6	157	0.4	32	2,065	7.6
Other sales	12,943	14.4	...	...	...	4,209	11.5	...	...	...	4,385	11.2	...	...	...
Stores not analyzing merchandise line sales	...	...	...	...	...	...	...	...	...	...	4	...	1	...	...
	PACIFIC														
Stores analyzing merchandise line sales, total	59,306	100.0	635	...	...										
Heating, plumbing, air-conditioning equipment	44,740	75.5	635	59,306	75.5										
Building materials (exc. lumber products)	529	0.9	30	3,935	13.4										
Hardware	1,230	2.1	64	7,436	16.5										
Paint, glass, wallpaper	471	0.8	39	5,869	8.0										
Major household appliances	2,097	3.5	109	13,005	16.1										
Housewares (inc. electric)	373	0.6	64	5,295	7.0										
Lighting, electrical supplies	1,190	2.0	75	6,515	18.3										
Other sales	8,676	14.6	...	...	...										
Stores not analyzing merchandise line sales	230	...	2	...	...										
	MIDDLE ATLANTIC														
ELECTRICAL SUPPLY STORES															
Stores analyzing merchandise line sales, total	13,446	100.0	276	...	...										
Lighting, electrical supplies	10,178	75.7	276	13,446	75.7										
Major household appliances	871	6.5	42	4,413	19.7										
Housewares (inc. electric)	702	5.2	71	4,929	14.2										
Heating, plumbing, air-conditioning equipment	202	1.5	3	430	47.0										
Other sales	1,493	11.1	...	...	...										
Stores not analyzing merchandise line sales	417	...	2	...	...										
	NEW ENGLAND					MIDDLE ATLANTIC					EAST NORTH CENTRAL				
HARDWARE STORES															
Stores analyzing merchandise line sales, total	143,523	100.0	1,815	...	...	395,992	100.0	5,924	...	...	576,487	100.0	8,077	...	...
Hardware	67,402	43.9	1,815	153,523	43.9	195,611	49.4	5,924	395,992	49.4	278,217	48.3	8,077	576,487	48.3
Paint, glass, wallpaper	16,223	10.6	1,363	125,211	13.0	43,169	10.9	3,968	296,773	14.5	47,257	8.2	5,384	423,472	11.2
Hay, grain, feed, farm and garden supplies	2,200	1.4	362	30,729	7.2	3,474	0.9	715	51,027	6.8	6,246	1.1	1,146	93,085	6.7
Farm equipment, implements, machinery	1,422	0.9	168	20,513	6.9	7,043	1.8	390	66,998	10.5	21,053	3.7	1,022	153,326	13.7
Coal, wood, fuel oil	978	0.6	77	9,165	10.7	714	0.2	126	7,259	9.8	1,719	0.3	228	15,731	10.9
Major household appliances	12,369	8.1	457	76,829	16.1	32,989	8.3	1,380	193,763	17.0	57,291	9.9	3,144	336,078	17.0
Housewares (inc. electric)	11,742	7.6	1,122	111,594	10.5	27,919	7.0	2,137	253,996	11.0	34,308	6.0	4,626	388,720	8.8
Furniture, other home furnishings	4,151	2.7	226	38,339	10.8	10,737	2.7	633	87,083	12.3	16,287	2.8	1,180	146,339	11.1
Heating, plumbing, air-conditioning equipment	9,311	6.1	492	73,112	12.7	23,710	6.0	1,194	157,308	15.1	33,408	5.8	2,499	262,309	12.7
Lighting, electrical supplies	5,080	3.3	735	89,182	5.7	10,132	2.6	1,943	167,925	6.1	14,293	2.5	3,252	295,732	4.8
Softwood lumber	337	0.2	28	5,785	5.8	630	0.2	23	4,142	15.2	1,305	0.2	47	7,173	18.2
Hardwood lumber (exc. hardwood flooring)	149	0.1	3	3,568	4.2	171	(2)	11	2,091	8.2	253	(2)	11	3,140	8.0
Hardwood flooring	173	0.2	15	4,395	3.9	140	(2)	11	2,403	5.8	210	(2)	27	4,418	4.8
Plywood (softwood and hardwood)	68	0.1	10	5,347	1.3	199	0.1	19	3,774	5.3	243	(2)	48	5,313	4.6
Other lumber products (inc. millwork)	1,303	0.8	79	9,692	13.4	352	0.1	41	4,249	8.3	514	0.1	67	6,391	8.0
Building materials (exc. lumber products)	4,811	3.1	339	58,191	8.3	8,918	2.3	650	114,630	7.8	11,891	2.1	1,098	165,524	7.2
Other sales	15,824	10.3	...	...	...	30,084	7.6	...	...	...	51,992	9.0	...	...	...
Stores not analyzing merchandise line sales	5,928	...	93	...	...	8,824	...	158	...	...	11,826	...	159	...	...

See footnotes at end of table.

Table 22B.—MERCHANDISE LINE SALES—LUMBER, BUILDING, HARDWARE GROUP—KIND OF BUSINESS, BY GEOGRAPHIC DIVISION: 1948—Continued

[Data based on sample See text for description of sample and other explanatory material.]

Kind of business and merchandise line	Merchandise line sales: Amount (Thousand dollars) (1)	Percent distribution (2)	Stores handling merchandise line: Number (3)	Total sales (Thousand dollars) (4)	Col. 1 as per cent of col. 4 (5)	Merchandise line sales: Amount (Thousand dollars) (1)	Percent distribution (2)	Stores handling merchandise line: Number (3)	Total sales (Thousand dollars) (4)	Col. 1 as per cent of col. 4 (5)	Merchandise line sales: Amount (Thousand dollars) (1)	Percent distribution (2)	Stores handling merchandise line: Number (3)	Total sales (Thousand dollars) (4)	Col. 1 as per cent of col. 4 (5)
HARDWARE STORES	WEST NORTH CENTRAL					SOUTH ATLANTIC					EAST SOUTH CENTRAL				
Stores analyzing merchandise line sales, total	375,848	100.0	6,089	...	...	317,701	100.0	3,565	...	...	164,565	100.0	1,986	...	...
Hardware	184,726	49.4	6,089	375,848	49.4	158,793	50.0	3,565	317,701	50.0	83,068	50.5	1,986	164,565	50.5
Paint, glass, wallpaper	14,253	4.1	3,655	252,294	7.6	29,240	9.2	2,509	237,181	12.3	10,802	6.6	1,222	110,210	9.8
Hay, grain, feed, farm and garden supplies	4,304	1.1	922	65,363	6.1	7,577	2.4	676	60,983	12.4	5,402	3.3	440	37,368	14.5
Farm equipment, implements, machinery	16,138	4.3	893	102,016	15.8	12,742	4.0	992	123,129	10.3	7,404	4.5	588	67,095	11.0
Coal, wood, fuel oil	1,131	0.3	131	12,413	9.1	998	0.3	159	13,978	7.1	794	0.5	44	5,989	13.3
Major household appliances	40,889	10.9	3,328	246,873	16.6	23,326	7.4	1,210	165,391	14.1	15,188	9.2	900	97,519	15.6
Housewares (inc. electric)	20,260	5.4	3,665	244,688	8.3	12,720	4.0	1,935	201,668	6.3	6,275	3.8	1,073	98,794	6.4
Furniture, other home furnishings	12,600	3.4	1,342	123,680	10.2	13,139	4.1	659	92,138	14.3	7,142	4.3	556	60,198	11.9
Heating, plumbing, air conditioning equipment	19,325	5.1	1,944	164,986	11.7	10,678	3.4	783	115,287	9.3	4,752	2.9	431	53,625	8.9
Lighting, electrical supplies	8,078	2.1	2,240	174,325	4.6	6,325	2.0	1,253	143,668	4.4	3,269	2.0	694	68,479	4.8
Softwood lumber	1,986	0.5	104	13,839	14.4	1,724	0.5	80	10,771	16.0	1,139	0.7	84	8,923	12.8
Hardwood lumber (exc. hardwood flooring)	214	0.1	52	5,269	4.1	344	0.1	27	4,406	7.8	44	(z)	12	680	6.5
Hardwood flooring	307	0.1	88	12,664	2.4	197	0.1	34	9,233	2.1	106	0.1	19	3,949	2.7
Plywood (softwood and hardwood)	212	0.1	74	12,245	1.7	212	0.1	87	15,876	1.3	196	0.1	74	8,979	2.2
Other lumber products (inc. millwork)	549	0.1	97	13,235	4.1	1,444	0.4	117	18,572	7.8	686	0.4	70	8,518	8.1
Building materials (exc. lumber products)	6,854	1.8	899	94,275	7.3	17,453	5.5	1,046	140,036	12.5	8,986	5.5	550	63,968	14.0
Other sales	34,622	9.2	...	...	...	20,789	6.5	...	...	...	9,312	5.6	...	...	...
Stores not analyzing merchandise line sales	7,879	...	150	...	...	7,949	...	57	...	...	3,497	...	28	...	...
	WEST SOUTH CENTRAL					MOUNTAIN					PACIFIC				
Stores analyzing merchandise line sales, total	166,276	100.0	2,552	...	...	90,290	100.0	1,090	...	...	238,487	100.0	2,717	...	...
Hardware	90,953	54.7	2,552	166,276	54.7	40,182	44.5	1,090	90,290	44.5	131,979	55.3	2,717	238,487	55.3
Paint, glass, wallpaper	9,190	5.5	1,180	89,887	10.2	4,469	5.0	637	57,852	7.7	16,843	7.1	1,752	161,357	10.4
Hay, grain, feed, farm and garden supplies	1,587	1.0	167	15,231	10.4	789	0.9	113	11,662	6.8	3,285	1.4	379	27,889	11.8
Farm equipment, implements, machinery	6,829	4.1	512	48,242	14.2	4,411	4.9	191	32,485	13.6	4,651	2.0	239	42,919	10.8
Coal, wood, fuel oil	165	0.1	34	3,156	5.2	491	0.6	50	6,129	8.0	252	0.1	27	4,139	6.1
Major household appliances	15,241	9.2	1,083	91,679	16.6	8,886	9.8	517	55,221	16.1	20,750	8.7	954	128,568	16.1
Housewares (inc. electric)	7,499	4.5	1,256	89,858	8.3	6,137	6.8	674	61,082	10.0	18,578	7.8	1,508	150,442	12.3
Furniture, other home furnishings	6,029	3.6	700	47,437	12.7	4,957	5.5	385	37,647	13.2	6,443	2.7	361	44,964	14.3
Heating, plumbing, air-conditioning equipment	6,023	3.6	667	56,415	10.7	3,811	4.2	280	34,296	11.1	10,068	4.2	826	89,024	11.3
Lighting, electrical supplies	3,118	1.9	682	56,292	5.5	1,610	1.8	399	40,732	4.0	4,786	2.0	995	100,905	4.7
Softwood lumber	2,106	1.3	102	9,419	22.4	666	0.7	31	5,010	13.3	354	0.1	25	2,108	16.8
Hardwood lumber (exc. hardwood flooring)	117	0.1	26	3,366	3.5	70	0.1	14	3,123	2.2	(1)	(1)	2	(x)	(x)
Hardwood flooring	202	0.1	43	5,508	3.7	120	0.1	24	3,470	3.4	5	(z)	3	395	1.3
Plywood (softwood and hardwood)	221	0.1	85	9,125	2.4	39	(z)	38	4,119	0.9	134	0.1	24	2,341	5.7
Other lumber products (inc. millwork)	462	0.3	78	9,679	4.8	307	0.3	44	5,381	5.7	128	0.1	26	2,556	5.0
Building materials (exc. lumber products)	5,412	3.2	397	41,950	12.9	2,315	2.6	208	29,172	7.9	5,531	2.3	491	63,819	8.7
Other sales	11,122	6.7	...	...	...	11,031	12.2	...	...	...	14,700	6.1	...	...	...
Stores not analyzing merchandise line sales	6,425	...	66	...	...	2,486	...	38	...	...	7,209	...	111	...	...
FARM EQUIPMENT DEALERS	NEW ENGLAND					MIDDLE ATLANTIC					EAST NORTH CENTRAL				
Stores analyzing merchandise line sales, total	39,634	100.0	298	...	...	150,776	100.0	1,230	...	...	533,139	100.0	4,407	...	...
Farm equipment, implements, machinery (new)	24,254	61.2	296	37,758	64.2	90,638	60.1	1,216	149,834	60.5	313,192	58.7	4,343	529,281	59.2
Farm equipment, implements, machinery (used)	1,628	4.1	161	23,395	7.0	7,503	5.0	641	97,245	7.7	34,194	6.4	2,699	374,079	9.1
Other farm supplies (allied lines)	4,996	12.6	105	18,741	26.7	12,953	8.6	496	77,731	16.7	32,421	6.1	2,006	268,914	12.1
Passenger cars (new)	222	0.6	15	1,740	12.8	1,909	1.3	79	13,099	14.6	7,617	1.4	278	54,247	14.0
Trucks (new)	911	2.3	26	6,015	15.1	2,785	1.8	93	19,369	14.4	16,500	3.1	642	137,300	12.0
Passenger cars (used)	76	0.2	15	2,353	3.2	438	0.3	60	11,507	3.8	1,992	0.4	251	48,649	4.1
Trucks (used)	144	0.4	24	4,914	2.9	372	0.2	81	16,411	2.3	1,817	0.3	382	90,102	2.0
Parts and accessories	2,630	6.6	134	21,347	12.3	13,170	8.7	700	97,674	13.5	57,925	10.9	3,041	397,577	14.6
Shop or service labor sales	1,511	3.8	164	25,901	5.9	6,197	4.1	735	104,857	5.9	23,898	4.5	3,314	426,218	5.6
Automobile trailers	(1)	(1)	1	(x)	(x)	122	0.1	17	2,406	5.1	143	0.1	25	4,823	3.0
Gasoline and lubricants	463	1.2	96	12,660	3.7	1,923	1.3	359	49,000	3.9	7,606	1.4	1,569	200,130	3.8
Other sales	2,799	7.0	...	...	...	12,766	8.5	...	...	...	35,834	6.7	...	...	...
Stores not analyzing merchandise line sales	1,683	...	5	...	...	1,323	...	12	...	...	3,776	...	33	...	...
	WEST NORTH CENTRAL					SOUTH ATLANTIC					EAST SOUTH CENTRAL				
Stores analyzing merchandise line sales, total	744,604	100.0	5,788	...	...	157,634	100.0	1,085	...	...	115,600	100.0	839	...	...
Farm equipment, implements, machinery (new)	421,319	56.6	5,710	739,032	57.2	90,854	57.6	1,060	156,510	58.0	66,556	57.6	828	113,793	58.5
Farm equipment, implements, machinery (used)	51,053	6.9	3,549	516,780	9.9	7,802	4.9	558	94,516	8.3	8,084	7.0	471	69,397	11.6
Other farm supplies (allied lines)	41,310	5.5	2,375	322,743	12.6	10,086	6.4	351	60,257	16.7	6,410	5.5	297	39,786	16.1
Passenger cars (new)	19,216	2.5	764	147,784	[illegible]	2,298	1.5	63	16,435	14.0	1,586	1.4	60	13,902	11.4
Trucks (new)	21,752	2.9	1,227	224,006	9.7	7,826	5.0	164	45,658	17.1	6,782	5.9	173	41,904	16.2
Passenger cars (used)	6,477	0.9	643	127,270	5.1	573	0.4	47	12,085	4.7	533	0.4	56	13,171	4.0
Trucks (used)	2,872	0.4	611	132,329	2.2	697	0.4	109	31,951	2.2	729	0.6	107	25,817	2.8
Parts and accessories	84,951	11.7	4,401	590,232	14.1	18,643	11.8	669	112,852	16.5	12,787	11.1	475	75,548	16.9
Shop or service labor sales	32,119	4.3	4,370	590,812	5.4	5,920	3.8	671	109,994	5.4	4,498	3.9	503	77,442	5.8
Automobile trailers	112	(z)	39	5,085	2.2	16	(z)	6	1,376	1.2	(1)	(1)	1	(x)	(x)
Gasoline and lubricants	9,060	1.2	1,787	260,187	3.6	1,104	0.7	252	34,819	3.2	841	0.7	185	29,436	2.8
Other sales	44,285	6.1	...	...	...	11,806	7.5	...	...	...	6,796	5.9	...	...	...
Stores not analyzing merchandise line sales	[illegible]	...	66	...	...	2,310	...	13	...	...	1,688	...	16	...	...
	WEST SOUTH CENTRAL					MOUNTAIN					PACIFIC				
Stores analyzing merchandise line sales, total	[illegible]	100.0	[illegible]	...	...	[illegible]	100.0	[illegible]	...	...	216,812	100.0	843	...	...
Farm equipment, implements, machinery (new)	[illegible]	[illegible]	[illegible]	278,419	[illegible]	[illegible]	[illegible]	[illegible]	155,111	[illegible]	120,712	55.7	821	214,233	56.3
Farm equipment, implements, machinery (used)	[illegible]	8.1	1,120	[illegible]	[illegible]	9,170	[illegible]	[illegible]	[illegible]	8.5	13,731	6.3	500	166,373	8.3
Other farm supplies (allied lines)	[illegible]	3.3	484	31,319	11.4	[illegible]	[illegible]	480	[illegible]	12.6	11,935	5.5	307	74,289	16.1
Passenger cars (new)	[illegible]	[illegible]	[illegible]	[illegible]	[illegible]	[illegible]	[illegible]	[illegible]	[illegible]	12.8	1,823	0.8	42	16,522	11.0
Trucks (new)	[illegible]	[illegible]	[illegible]	[illegible]	[illegible]	[illegible]	[illegible]	[illegible]	40,818	[illegible]	7,547	3.5	102	54,959	13.7
Passenger cars (used)	[illegible]	[illegible]	131	[illegible]	[illegible]	[illegible]	[illegible]	[illegible]	17,173	[illegible]	639	0.3	42	18,793	3.4
Trucks (used)	[illegible]	[illegible]	143	[illegible]	[illegible]	[illegible]	[illegible]	[illegible]	30,681	[illegible]	1,196	0.6	79	46,287	2.6
Parts and accessories	[illegible]	[illegible]	1,361	[illegible]	[illegible]	[illegible]	[illegible]	[illegible]	[illegible]	16.1	35,186	16.2	585	170,748	20.6
Shop or service labor sales	[illegible]	[illegible]	1,332	[illegible]	[illegible]	[illegible]	[illegible]	[illegible]	[illegible]	5.3	11,581	5.4	614	180,434	6.4
Automobile trailers	[illegible]	(z)	[illegible]	1,443	[illegible]	(1)	(1)	[illegible]	(x)	(x)	50	(z)	3	2,110	2.4
Gasoline and lubricants	[illegible]	[illegible]	[illegible]	[illegible]	[illegible]	[illegible]	[illegible]	238	[illegible]	[illegible]	1,299	0.6	178	50,901	2.6
Other sales	[illegible]	[illegible]	[illegible]	...	...	[illegible]	[illegible]	...	...	...	11,113	5.1	...	...	...
Stores not analyzing merchandise line sales	[illegible]	[illegible]	[illegible]	...	...	[illegible]	...	[illegible]	...	...	1,088	...	5	...	...

[illegible footnotes]

Table 22C.—MERCHANDISE LINE SALES OF LARGE STORES AND MULTIUNITS, AND SMALL STORE SAMPLE—LUMBER, BUILDING, HARDWARE GROUP—KIND OF BUSINESS, BY GEOGRAPHIC DIVISION: 1948

[See text for explanatory material and description of sample data included]

Kind of business and merchandise line	Large stores and multiunits			Sample of small single unit stores				Large stores and multiunits			Sample of small single unit stores			
	Merchandise line sales	Stores reporting merchandise line		Merchandise line sales		Stores reporting merchandise line		Merchandise line sales	Stores reporting merchandise line		Merchandise line sales		Stores reporting merchandise line	
	(Thousand dollars)	Number	Total sales (Thousand dollars)	Amount (Thousand dollars)	Percent distribution	Number	Total sales (Thousand dollars)	(Thousand dollars)	Number	Total sales (Thousand dollars)	Amount (Thousand dollars)	Percent distribution	Number	Total sales (Thousand dollars)
	(1)	(2)	(3)	(4)	(5)	(6)	(7)	(1)	(2)	(3)	(4)	(5)	(6)	(7)
LUMBER YARDS	UNITED STATES							NEW ENGLAND						
Stores analyzing merchandise line sales, total	3,306,625	15,383	...	27,074	100.0	529	...	205,468	553	...	716	100.0	15	...
Softwood lumber	1,840,373	14,864	3,759,015	13,630	50.4	480	25,448	94,144	520	192,564	425	59.4	14	700
Hardwood lumber (exc. hardwood flooring)	138,024	7,207	1,914,870	1,196	4.4	187	10,128	9,815	266	104,320	73	10.2	7	319
Hardwood flooring	137,885	11,803	3,017,149	920	3.4	280	16,045	10,137	460	175,065	41	5.7	10	517
Plywood (softwood and hardwood)	137,474	11,790	3,031,624	827	3.1	302	16,949	9,037	440	169,519	24	3.4	10	583
Other lumber products (inc. millwork)	449,400	11,847	3,031,761	2,649	9.8	289	15,491	23,812	396	154,526	29	4.0	6	369
Building materials (exc. lumber products)	577,282	13,152	3,294,807	3,573	13.2	346	19,859	31,214	459	175,594	89	12.4	8	455
Hardware	199,812	12,399	3,022,973	1,420	5.3	319	18,362	8,152	383	144,662	11	1.5	5	303
Paint, glass, wallpaper	111,239	11,386	2,695,132	961	3.5	289	16,416	4,073	330	126,879	20	2.8	6	322
Hay, grain, feed, farm and garden supplies	24,799	753	199,890	83	0.3	16	834	1,402	34	14,678	...	...	...	...
Farm equipment, implements, machinery	11,491	622	139,000	40	0.1	16	732	249	31	10,128	...	...	...	...
Coal, wood, fuel oil	134,655	4,259	910,409	708	2.6	70	4,352	8,153	78	36,846	...	...	1	6
Major household appliances	16,039	1,158	313,478	80	0.3	25	1,662	475	42	19,928	...	...	...	...
Housewares (inc. electric)	5,292	988	235,322	65	0.2	23	1,514	141	24	10,471	...	...	...	...
Furniture, other home furnishings	4,320	684	176,723	45	0.2	13	800	96	9	3,365	...	...	...	...
Heating, plumbing, air-conditioning equipment	22,969	1,675	426,962	136	0.5	45	2,408	1,235	41	25,022	...	...	...	...
Lighting, electrical supplies	8,090	1,252	328,652	117	0.4	42	2,293	578	39	19,294	...	...	...	...
Other sales	87,481	...	...	824	3.0	...	...	2,755	...	...	4	0.6	...	...
Stores not analyzing merchandise line sales	147,851	674	...	828	...	17	...	12,871	34	...	...	...	...	...
	MIDDLE ATLANTIC							EAST NORTH CENTRAL						
Stores analyzing merchandise line sales, total	542,454	1,687	...	3,762	100.0	75	...	865,667	3,196	...	5,720	100.0	100	...
Softwood lumber	252,669	1,583	511,449	1,772	47.1	65	3,445	403,906	3,091	833,123	2,825	48.9	100	5,585
Hardwood lumber (exc. hardwood flooring)	33,051	927	319,041	223	5.9	32	1,912	29,341	1,385	406,313	210	3.6	33	1,804
Hardwood flooring	21,116	1,264	418,929	183	4.9	38	2,362	29,857	2,620	695,320	110	1.9	64	3,705
Plywood (softwood and hardwood)	21,218	1,288	420,705	254	6.8	47	2,726	28,846	2,483	672,220	133	2.3	63	3,588
Other lumber products (inc. millwork)	71,652	1,226	404,464	533	14.1	43	2,493	120,503	2,658	701,891	567	9.8	56	3,023
Building materials (exc. lumber products)	73,266	1,325	430,298	430	11.4	40	2,596	115,602	2,750	735,299	949	16.4	77	4,688
Hardware	16,548	1,095	346,944	102	2.7	37	2,288	32,567	2,509	655,856	277	4.8	66	3,837
Paint, glass, wallpaper	10,423	916	292,562	80	2.1	32	2,043	16,706	2,215	560,321	133	2.3	52	3,039
Hay, grain, feed, farm and garden supplies	3,776	107	35,582	...	...	1	24	8,909	245	57,715	34	0.6	3	145
Farm equipment, implements, machinery	1,066	38	14,699	2	0.1	3	113	1,607	86	19,942	13	0.2	3	114
Coal, wood, fuel oil	23,483	394	144,332	75	2.0	5	366	51,288	1,251	305,066	257	4.5	21	1,408
Major household appliances	1,565	84	30,120	2	0.1	1	97	1,964	162	41,082	15	0.3	4	260
Housewares (inc. electric)	412	68	20,505	1	(z)	1	97	949	164	37,369	2	(z)	3	210
Furniture, other home furnishings	540	55	20,312	...	...	...	...	327	91	14,377	10	0.2	2	135
Heating, plumbing, air-conditioning equipment	2,785	120	37,830	21	0.6	5	296	4,060	267	70,742	28	0.5	4	177
Lighting, electrical supplies	940	69	24,828	9	0.2	6	353	1,000	144	39,982	13	0.2	6	357
Other sales	7,964	...	...	75	2.0	...	...	18,235	...	...	204	3.5	...	...
Stores not analyzing merchandise line sales	18,496	75	...	102	...	3	...	30,831	118	...	74	...	1	...
	WEST NORTH CENTRAL							SOUTH ATLANTIC						
Stores analyzing merchandise line sales, total	566,055	3,466	...	4,813	100.0	86	...	335,193	955	...	1,915	100.0	40	...
Softwood lumber	248,492	3,412	556,160	2,286	47.5	80	4,344	145,586	902	320,389	902	47.1	31	1,678
Hardwood lumber (exc. hardwood flooring)	12,849	1,987	324,999	169	3.5	35	1,894	15,294	421	169,708	171	8.9	15	860
Hardwood flooring	15,136	2,750	465,024	172	3.6	47	2,773	17,736	720	273,825	87	4.5	19	1,070
Plywood (softwood and hardwood)	15,133	2,705	450,810	97	2.0	48	2,780	11,004	679	243,199	46	2.4	20	1,110
Other lumber products (inc millwork)	58,316	2,906	481,387	423	8.8	53	2,948	44,332	868	246,469	201	10.5	24	1,233
Building materials (exc lumber products)	92,583	3,060	497,988	627	13.0	61	3,322	60,218	794	286,639	220	11.5	24	1,354
Hardware	36,153	2,949	475,003	311	6.5	61	3,506	14,531	692	241,776	69	3.6	16	1,037
Paint, glass, wallpaper	16,433	2,821	443,241	190	4.0	57	3,341	10,704	626	225,151	64	3.3	16	1,023
Hay, grain, feed, farm and garden supplies	4,888	131	24,793	24	0.5	3	206	1,779	55	20,033	3	0.2	2	135
Farm equipment, implements, machinery	4,485	214	38,928	12	0.2	4	246	619	33	11,333	3	0.2	2	103
Coal, wood, fuel oil	39,230	1,911	288,980	317	6.6	31	1,928	3,595	109	36,722	5	0.3	1	77
Major household appliances	2,017	244	46,785	14	0.3	5	290	1,389	71	26,287	8	0.4	4	188
Housewares (inc electric)	853	212	36,094	7	0.1	4	234	466	94	19,337	2	0.1	1	45
Furniture, other home furnishings	313	79	14,848	1	(z)	2	119	327	33	12,253	22	1.1	2	123
Heating, plumbing, air-conditioning equipment	1,906	403	40,123	3	0.1	3	194	1,486	98	36,411	15	0.8	8	514
Lighting, electrical supplies	436	102	18,433	1	(z)	1	45	576	85	28,664	43	2.3	5	329
Other sales	16,832	...	...	159	3.3	...	...	5,551	...	...	54	2.8	...	...
Stores not analyzing merchandise line sales	27,324	164	...	103	...	2	...	4,209	19	...	...	...	...	...
	EAST SOUTH CENTRAL							WEST SOUTH CENTRAL						
Stores analyzing merchandise line sales, total	142,670	568	...	1,737	100.0	34	...	531,476	2,432	...	4,350	100.0	87	...
Softwood lumber	61,366	542	136,574	851	49.0	30	1,582	252,203	2,374	519,089	2,347	54.0	82	4,179
Hardwood lumber (exc. hardwood flooring)	7,836	307	82,204	62	3.6	14	671	14,741	912	220,565	212	4.9	36	1,828
Hardwood flooring	7,034	436	110,916	102	5.9	22	1,265	20,098	2,050	440,375	151	3.5	50	2,589
Plywood (softwood and hardwood)	4,062	384	100,453	46	2.6	20	1,216	14,575	1,981	443,314	95	2.2	51	2,790
Other lumber products (inc millwork)	16,192	384	100,832	238	13.7	20	1,171	53,377	1,919	424,406	251	5.8	47	2,329
Building materials (exc. lumber products)	25,126	478	123,457	204	11.8	23	1,254	78,668	2,113	454,540	587	13.5	63	3,448
Hardware	5,944	420	107,167	72	4.1	21	1,194	35,215	2,101	467,384	302	7.0	64	3,510
Paint, glass, wallpaper	5,256	390	99,233	98	5.6	17	956	27,516	2,145	464,120	208	4.8	62	3,196
Hay, grain, feed, farm and garden supplies	651	27	6,103	5	0.3	2	37	872	53	13,240	...	...	1	11
Farm equipment, implements, machinery	322	12	3,692	1	0.1	1	12	1,187	95	19,907	...	...	1	38
Coal, wood, fuel oil	1,410	54	13,188	22	1.3	3	161	295	61	8,943	3	0.1	2	129
Major household appliances	1,204	50	14,067	...	...	...	...	3,848	251	68,147	30	0.7	7	539
Housewares (inc electric)	268	45	12,112	6	0.3	3	200	763	205	47,599	12	0.3	7	489
Furniture, other home furnishings	242	52	11,983	7	0.4	1	76	1,684	293	64,199	3	0.1	5	290
Heating, plumbing, air-conditioning equipment	1,586	94	24,444	1	0.1	2	88	4,967	504	104,164	44	1.0	14	758
Lighting, electrical supplies	637	79	21,026	4	0.2	5	250	1,901	386	83,219	29	0.7	11	601
Other sales	3,534	...	...	18	1.0	...	...	19,588	...	...	76	1.4	...	...
Stores not analyzing merchandise line sales	7,717	29	...	...	...	...	...	34,190	182	...	386	...	7	...

See footnotes at end of table.

Table 22C.—MERCHANDISE LINE SALES OF LARGE STORES AND MULTIUNITS, AND SMALL STORE SAMPLE—LUMBER, BUILDING, HARDWARE GROUP—KIND OF BUSINESS, BY GEOGRAPHIC DIVISION: 1948—Continued

[See text for explanatory material and description of sample data included]

Kind of business and merchandise line	Large stores and multiunits: Merchandise line sales (Thousand dollars) (1)	Large stores and multiunits: Stores reporting merchandise line: Number (2)	Large stores and multiunits: Stores reporting merchandise line: Total sales (Thousand dollars) (3)	Sample of small single unit stores: Merchandise line sales: Amount (Thousand dollars) (4)	Sample of small single unit stores: Merchandise line sales: Percent distribution (5)	Sample of small single unit stores: Stores reporting merchandise line: Number (6)	Sample of small single unit stores: Stores reporting merchandise line: Total sales (Thousand dollars) (7)	Large stores and multiunits: Merchandise line sales (Thousand dollars) (1)	Large stores and multiunits: Stores reporting merchandise line: Number (2)	Large stores and multiunits: Stores reporting merchandise line: Total sales (Thousand dollars) (3)	Sample of small single unit stores: Merchandise line sales: Amount (Thousand dollars) (4)	Sample of small single unit stores: Merchandise line sales: Percent distribution (5)	Sample of small single unit stores: Stores reporting merchandise line: Number (6)	Sample of small single unit stores: Stores reporting merchandise line: Total sales (Thousand dollars) (7)
LUMBER YARDS	MOUNTAIN							PACIFIC						
Stores analyzing merchandise line sales, total	[illegible]	893	...	1,187	100.0	25	...	508,816	1,633	...	2,814	100.0	61	...
Softwood lumber	[illegible]	873	204,441	697	58.7	24	1,158	292,442	1,567	485,226	1,525	54.2	54	2,577
Hardwood lumber (exc. hardwood flooring)	[illegible]	418	94,143	35	3.0	5	157	10,933	584	193,577	41	1.5	10	618
Hardwood flooring	[illegible]	728	168,050	34	2.9	12	719	11,530	875	249,645	40	1.4	18	1,045
Plywood (softwood and hardwood)	6,977	693	162,274	11	0.9	8	481	26,622	1,137	369,130	121	4.3	35	1,675
Other lumber products (inc. millwork)	16,635	699	163,842	42	3.5	11	554	44,581	1,091	353,944	365	13.0	30	1,371
Building materials (exc. lumber products)	77,811	789	184,052	134	11.3	17	920	62,796	1,384	406,940	333	11.8	36	1,822
Hardware	[illegible],947	820	193,475	109	9.2	17	1,024	29,755	1,370	390,706	167	5.9	32	1,663
Paint, glass, wallpaper	8,687	769	178,442	55	4.6	14	898	11,441	1,174	305,183	113	4.0	33	1,598
Hay, grain, feed, farm and garden supplies	1,132	50	11,757	4	0.3	1	92	1,390	51	15,989	13	0.5	3	184
Farm equipment, implements, machinery	1,466	58	14,505	...	...	...	...	490	25	5,866	9	0.3	2	106
Coal, wood, fuel oil	4,561	244	47,272	18	1.5	4	151	2,640	157	29,060	11	0.4	2	126
Major household appliances	1,388	142	32,919	4	0.4	2	175	2,189	112	38,143	7	0.2	2	113
Housewares (inc. electric)	792	141	30,861	5	0.4	1	36	648	75	20,974	30	1.1	3	203
Furniture, other home furnishings	385	66	14,551	...	...	...	...	406	46	14,836	2	0.1	1	57
Heating, plumbing, air-conditioning equipment	1,642	170	41,352	3	0.3	2	99	3,302	178	48,874	21	0.7	7	282
Lighting, electrical supplies	661	159	39,694	12	1.0	3	195	1,361	189	53,512	6	0.2	5	163
Other sales	6,732	...	...	24	2.0	...	...	6,290	...	...	10	0.4	...	...
Stores not analyzing merchandise line sales	3,384	22	...	107	...	3	...	7,828	31	...	50	...	1	...
BUILDING MATERIAL DEALERS	UNITED STATES							NEW ENGLAND						
Stores analyzing merchandise line sales, total	[illegible]	2,315	...	8,992	100.0	214	...	[illegible]	145	...	986	100.0	18	...
Building materials (exc. lumber products)	[illegible],888	2,315	704,989	6,097	67.8	214	8,992	32,120	145	46,975	717	72.7	18	986
Softwood lumber	43,123	927	183,472	460	5.1	39	2,496	3,330	46	17,594	9	0.9	2	174
Hardwood lumber (exc. hardwood flooring)	4,720	275	89,158	47	0.5	13	596	273	28	12,832	2	0.2	1	77
Hardwood flooring	5,767	518	152,390	64	0.7	24	1,443	550	33	13,671	17	1.7	5	423
Plywood (softwood and hardwood)	4,883	535	151,150	90	1.0	32	1,508	727	38	14,718	24	2.4	3	251
Other lumber products (inc. millwork)	28,[illegible]	549	168,282	397	4.4	44	1,908	1,785	37	12,950	70	7.1	6	443
Hardware	21,364	822	238,040	426	4.7	64	3,546	1,709	52	22,135	40	4.1	10	598
Paint, glass, wallpaper	17,246	707	220,925	315	3.5	62	2,745	999	49	19,556	42	4.3	7	497
Hay, grain, feed, farm and garden supplies	6,869	159	43,700	65	0.7	8	444	419	10	3,873	2	0.2	1	77
Farm equipment, implements, machinery	3,716	90	28,997	41	0.5	4	222	491	4	3,418	...	...	...	...
Coal, wood, fuel oil	43,050	325	206,856	405	4.5	29	1,553	1,977	23	7,518	45	4.6	3	139
Major household appliances	4,252	185	63,957	16	0.2	8	304	307	14	9,644	...	...	...	...
Housewares (inc. electric)	1,255	141	37,900	19	0.2	9	345	169	10	4,581	...	...	...	...
Furniture, other home furnishings	1,[illegible]94	93	23,041	41	0.5	6	244	(1)	2	(x)	...	...	...	...
Heating, plumbing, air-conditioning equipment	4,327	375	62,629	145	1.6	16	859	191	1	3,538	...	...	...	...
Lighting, electrical supplies	[illegible],443	157	36,891	24	0.3	9	345	109	10	3,725	...	...	...	...
Other sales	2[illegible],652	...	...	340	3.8	...	...	1,919	...	...	18	1.8	...	...
Stores not analyzing merchandise line sales	13,223	60	...	254	...	7	...	899	4	...	9	...	1	...
	MIDDLE ATLANTIC							EAST NORTH CENTRAL						
Stores analyzing merchandise line sales, total	110,437	389	...	1,695	100.0	40	...	197,558	638	...	2,277	100.0	44	...
Building materials (exc. lumber products)	85,184	389	110,437	1,171	69.1	40	1,695	135,454	638	197,558	1,561	68.6	44	2,277
Softwood lumber	3,447	75	22,310	79	4.7	7	338	8,997	127	34,223	111	4.9	8	385
Hardwood lumber (exc. hardwood flooring)	668	45	10,891	3	0.2	2	92	1,393	63	21,068	12	0.5	4	124
Hardwood flooring	663	55	15,445	6	0.4	5	216	1,351	106	29,564	4	0.2	3	197
Plywood (softwood and hardwood)	[illegible]41	53	16,670	26	1.5	8	360	755	98	26,787	12	0.5	6	352
Other lumber products (inc. millwork)	4,669	68	2[illegible],870	101	6.0	9	477	8,842	114	34,616	4	0.2	3	103
Hardware	1,625	88	26,306	56	3.3	11	542	4,580	144	39,069	97	4.2	14	693
Paint, glass, wallpaper	1,213	81	21,793	16	0.9	6	180	1,607	132	36,298	52	2.3	12	591
Hay, grain, feed, farm and garden supplies	1,[illegible]79	20	4,731	18	1.0	2	111	2,467	45	13,533	33	1.4	3	208
Farm equipment, implements, machinery	[illegible]	5	1,156	1	0.1	1	39	981	23	8,738	...	...	...	...
Coal, wood, fuel oil	7,[illegible]	[illegible]	33,179	131	7.7	8	518	23,1[illegible]	271	99,159	190	8.3	11	683
Major household appliances	[illegible]	14	4,136	...	...	...	...	460	29	10,939	5	0.2	2	140
Housewares (inc. electric)	178	9	1,622	...	...	...	...	171	21	5,843	5	0.2	2	79
Furniture, other home furnishings	[illegible]	11	[illegible]	7	0.4	1	45	141	13	1,957	28	1.2	1	64
Heating, plumbing, air-conditioning equipment	[illegible]	[illegible]	[illegible]	31	1.8	2	112	509	38	15,114	64	2.8	5	260
Lighting, electrical supplies	[illegible]	9	[illegible]	...	...	...	...	419	26	8,387	2	0.1	2	37
Other sales	[illegible]	...	...	49	[illegible]	...	...	6,1[illegible]	...	...	97	4.4	...	...
Stores not analyzing merchandise line sales	[illegible],082	[illegible]	...	43	...	1	...	1,097	6	...	96	...	2	...
	WEST NORTH CENTRAL							SOUTH ATLANTIC						
Stores analyzing merchandise line sales, total	[illegible]	[illegible]	...	624	100.0	22	...	100,901	321	...	845	100.0	25	...
Building materials (exc. lumber products)	[illegible]	[illegible]	61,[illegible]	491	78.7	22	624	62,9[illegible]	321	100,901	594	70.3	25	845
Softwood lumber	[illegible]	[illegible]	14,467	27	4.3	3	92	9,1[illegible]	118	36,958	48	5.7	5	194
Hardwood lumber (exc. hardwood flooring)	[illegible]	[illegible]	[illegible]	1	0.2	2	65	441	49	15,556	...	...	...	...
Hardwood flooring	[illegible]	[illegible]	[illegible]	1	[illegible]	1	[illegible]	1,1[illegible]	[illegible]	31,354	...	...	1	30
Plywood (softwood and hardwood)	[illegible]	[illegible]	11,[illegible]	3	0.5	1	65	1,231	112	34,309	4	0.5	2	64
Other lumber products (inc. millwork)	1,[illegible]	[illegible]	13,10[illegible]	24	3.8	4	145	[illegible]	113	39,506	19	2.2	5	116
Hardware	1,8[illegible]	[illegible]	[illegible]	24	3.8	4	14[illegible]	4,84[illegible]	185	55,713	37	4.4	8	349
Paint, glass, wallpaper	[illegible]	[illegible]	15,[illegible]	[illegible]	2.4	7	148	[illegible]	178	53,293	33	3.9	5	208
Hay, grain, feed, farm and garden supplies	[illegible]	[illegible]	1,[illegible]	...	...	...	...	[illegible]	[illegible]	9,869	...	...	...	...
Farm equipment, implements, machinery	[illegible]	4	[illegible]	...	...	...	...	[illegible]	24	5,794	...	...	...	...
Coal, wood, fuel oil	[illegible]	[illegible]	14,[illegible]	13	2.1	3	[illegible]	4,131	69	27,863	8	0.9	1	61
Major household appliances	[illegible]	[illegible]	[illegible]	...	...	1	2	1,[illegible]	46	16,188	6	0.7	1	48
Housewares (inc. electric)	[illegible]	[illegible]	[illegible]	...	...	...	...	238	35	9,536	4	0.5	2	93
Furniture, other home furnishings	[illegible]	[illegible]	1,[illegible]	3	0.5	1	13	[illegible]	19	4,230	2	0.2	1	48
Heating, plumbing, air-conditioning equipment	[illegible]	[illegible]	[illegible]	...	...	1	[illegible]	[illegible]	[illegible]	16,627	34	4.0	3	178
Lighting, electrical supplies	[illegible]	[illegible]	[illegible]	[illegible]	1.4	[illegible]	[illegible]	[illegible]	[illegible]	3,[illegible]40	4	0.5	1	48
Other sales	[illegible]	...	...	13	2.1	...	...	[illegible]	...	...	52	6.2	...	...
Stores not analyzing merchandise line sales	[illegible]	[illegible]	...	...	...	...	...	[illegible],119	[illegible]	...	...	...	...	...

[illegible]

Table 22C.—MERCHANDISE LINE SALES OF LARGE STORES AND MULTIUNITS, AND SMALL STORE SAMPLE—LUMBER, BUILDING, HARDWARE GROUP—KIND OF BUSINESS, BY GEOGRAPHIC DIVISION: 1948—Continued

[See text for explanatory material and description of sample data included]

Kind of business and merchandise line	Large stores and multiunits			Sample of small single unit stores				Large stores and multiunits			Sample of small single unit stores			
	Merchandise line sales	Stores reporting merchandise line		Merchandise line sales		Stores reporting merchandise line		Merchandise line sales	Stores reporting merchandise line		Merchandise line sales		Stores reporting merchandise line	
	(Thousand dollars)	Number	Total sales (Thousand dollars)	Amount (Thousand dollars)	Percent distribution	Number	Total sales (Thousand dollars)	(Thousand dollars)	Number	Total sales (Thousand dollars)	Amount (Thousand dollars)	Percent distribution	Number	Total sales (Thousand dollars)
	(1)	(2)	(3)	(4)	(5)	(6)	(7)	(1)	(2)	(3)	(4)	(5)	(6)	(7)
BUILDING MATERIAL DEALERS	EAST SOUTH CENTRAL							WEST SOUTH CENTRAL						
Stores analyzing merchandise line sales, total	45,064	154	...	537	100.0	17	...	46,143	136	...	729	100.0	20	...
Building materials (exc. lumber products)	28,421	154	45,064	329	61.3	17	537	30,932	136	46,143	410	56.3	20	729
Softwood lumber	5,580	65	18,023	41	7.6	4	185	4,877	57	20,078	67	9.2	6	293
Hardwood lumber (exc. hardwood flooring)	361	23	6,637	3	0.6	2	127	330	21	5,347	26	3.6	2	111
Hardwood flooring	515	62	19,083	8	1.5	3	187	384	46	16,452	22	3.0	4	207
Plywood (softwood and hardwood)	331	61	17,748	2	0.4	3	102	498	49	16,378	16	2.2	5	255
Other lumber products (inc. millwork)	1,558	44	13,557	15	2.8	3	149	1,621	48	16,835	38	5.2	6	284
Hardware	1,647	82	21,279	45	8.4	7	305	2,146	70	23,625	22	3.0	6	276
Paint, glass, wallpaper	1,251	85	24,853	42	7.8	10	371	1,123	64	22,519	87	11.9	9	423
Hay, grain, feed, farm and garden supplies	459	13	2,539	...	...	...	...	63	6	2,047	...	...	...	...
Farm equipment, implements, machinery	306	12	2,753	10	1.8	1	40	100	7	1,260	...	...	...	...
Coal, wood, fuel oil	1,048	18	8,386	1	0.2	1	36	156	6	1,920	...	...	...	...
Major household appliances	609	23	6,372	2	0.4	2	72	432	19	6,683	...	...	...	...
Housewares (inc. electric)	68	17	2,908	6	1.1	3	112	160	16	5,382	...	...	...	...
Furniture, other home furnishings	66	13	2,545	...	...	...	...	290	10	3,437	...	...	1	32
Heating, plumbing, air-conditioning equipment	892	24	8,397	10	1.9	2	112	222	16	4,268	...	...	1	32
Lighting, electrical supplies	339	29	8,196	8	1.4	3	112	432	17	6,622	...	...	...	...
Other sales	1,613	...	...	15	2.8	...	...	2,357	...	...	41	5.6	...	...
Stores not analyzing merchandise line sales	1,821	8	...	...	...	...	...	596	3	...	47	...	2	...
	MOUNTAIN							PACIFIC						
Stores analyzing merchandise line sales, total	24,963	65	...	357	100.0	6	...	80,615	260	...	942	100.0	22	...
Building materials (exc. lumber products)	14,068	65	24,963	179	50.2	6	357	67,641	260	80,615	645	68.5	22	942
Softwood lumber	1,289	24	7,877	75	21.0	3	187	2,393	43	11,042	3	0.3	1	42
Hardwood lumber (exc. hardwood flooring)	314	15	6,200	...	...	...	...	778	13	3,620	...	...	...	...
Hardwood flooring	296	19	5,202	6	1.7	2	118	1,328	25	7,981	...	...	...	...
Plywood (softwood and hardwood)	199	19	4,594	1	0.3	2	95	515	35	8,490	2	0.2	2	59
Other lumber products (inc. millwork)	1,785	18	7,136	...	...	1	69	1,053	32	7,703	126	13.4	4	243
Hardware	1,189	34	14,208	45	12.6	3	240	1,722	78	18,613	60	6.4	7	397
Paint, glass, wallpaper	850	29	11,972	15	4.2	2	161	747	66	14,768	13	1.4	4	166
Hay, grain, feed, farm and garden supplies	64	4	763	...	...	...	...	822	20	5,283	12	1.3	2	48
Farm equipment, implements, machinery	566	5	2,871	24	6.7	1	79	123	6	959	6	0.6	1	64
Coal, wood, fuel oil	1,299	9	4,483	4	1.1	1	26	1,247	22	9,812	13	1.4	1	30
Major household appliances	184	12	3,718	...	...	...	...	235	18	3,846	3	0.3	1	42
Housewares (inc. electric)	106	12	3,641	...	...	...	...	118	15	3,484	4	0.4	2	61
Furniture, other home furnishings	353	10	3,303	...	...	...	...	354	9	2,660	1	0.1	1	42
Heating, plumbing, air-conditioning equipment	331	10	3,487	4	1.1	1	69	461	17	4,187	2	0.2	1	17
Lighting, electrical supplies	567	7	4,153	1	0.3	1	69	162	19	2,885	...	...	...	...
Other sales	1,503	...	...	3	0.8	...	...	916	...	...	52	5.5	...	...
Stores not analyzing merchandise line sales	...	...	...	...	...	...	...	2,489	3	...	59	...	1	...
	UNITED STATES							NEW ENGLAND						
PAINT, GLASS, WALLPAPER STORES														
Stores analyzing merchandise line sales, total	260,262	2,453	...	24,350	100.0	854	...	15,482	156	...	1,791	100.0	63	...
Paint, glass, wallpaper	227,953	2,453	260,262	21,242	87.3	854	24,350	13,271	156	15,482	1,547	86.4	63	1,791
Hardware	4,350	208	23,345	712	2.9	96	2,722	630	33	3,869	30	1.7	5	141
Major household appliances	1,020	53	5,939	244	1.0	23	802	100	6	556	2	0.1	2	4
Furniture, other home furnishings	5,436	278	33,326	439	1.8	60	2,114	70	6	382	26	2.0	6	228
Other sales	21,496	...	...	1,713	7.0	...	...	1,411	...	...	176	9.8	...	...
Stores not analyzing merchandise line sales	2,552	18	...	130	...	10	...	384	3	...	...	...	...	...
	MIDDLE ATLANTIC							EAST NORTH CENTRAL						
Stores analyzing merchandise line sales, total	58,157	510	...	6,655	100.0	230	...	56,626	625	...	5,919	100.0	225	...
Paint, glass, wallpaper	54,187	510	58,157	5,800	87.2	230	6,655	48,192	625	56,626	5,030	85.0	225	5,919
Hardware	729	27	3,645	276	4.1	38	1,202	1,794	84	9,128	227	3.8	23	640
Major household appliances	161	11	873	74	1.1	6	279	355	11	1,617	40	0.7	6	154
Furniture, other home furnishings	551	24	3,840	82	1.2	8	394	1,226	88	7,952	148	2.5	21	672
Other sales	2,529	...	...	423	6.4	...	...	5,058	...	...	474	8.0	...	...
Stores not analyzing merchandise line sales	289	1	...	67	...	7	...	142	1	...	11	...	1	...
	WEST NORTH CENTRAL							SOUTH ATLANTIC						
Stores analyzing merchandise line sales, total	23,855	240	...	2,327	100.0	91	...	24,607	224	...	1,969	100.0	62	...
Paint, glass, wallpaper	19,433	240	23,855	1,977	82.2	91	2,527	22,930	224	25,607	1,816	92.2	62	1,969
Hardware	140	9	641	7	0.3	4	30	445	21	2,368	100	5.1	12	331
Major household appliances	44	4	197	26	1.0	3	74	124	11	1,452	6	0.3	1	40
Furniture, other home furnishings	1,209	70	8,241	109	4.3	5	329	291	14	2,000	4	0.2	5	47
Other sales	2,976	...	...	308	12.2	...	...	1,917	...	...	43	2.2	...	...
Stores not analyzing merchandise line sales	833	3	...	...	...	...	...	263	4	...	...	...	...	...
	EAST SOUTH CENTRAL							WEST SOUTH CENTRAL						
Stores analyzing merchandise line sales, total	9,938	89	...	812	100.0	24	...	25,490	211	...	1,478	100.0	47	...
Paint, glass, wallpaper	8,697	84	9,938	677	80.9	24	812	21,946	211	25,490	1,343	90.9	47	1,478
Hardware	69	6	661	1	0.1	2	30	169	7	999	39	2.6	3	195
Major household appliances	(1)	2	(x)	(1)	(1)	4	(x)	155	6	946	2	0.2	2	47
Furniture, other home furnishings	(1)	1	(x)	(1)	(1)	2	(x)	1,371	44	6,981	39	2.6	8	233
Other sales	1,172	...	...	134	19.0	...	...	3,249	...	...	54	3.7	...	...
Stores not analyzing merchandise line sales	16	1	...	...	...	...	...	...	...	...	24	...	1	...

See footnotes at end of table.

Table 22C.—MERCHANDISE LINE SALES OF LARGE STORES AND MULTIUNITS, AND SMALL STORE SAMPLE—LUMBER, BUILDING, HARDWARE GROUP—KIND OF BUSINESS, BY GEOGRAPHIC DIVISION: 1948—Continued

[See text for explanatory material and description of sample data included]

Kind of business and merchandise line	Large stores and multiunits			Sample of small single unit stores				Large stores and multiunits			Sample of small single unit stores			
	Merchandise line sales	Stores reporting merchandise line		Merchandise line sales		Stores reporting merchandise line		Merchandise line sales	Stores reporting merchandise line		Merchandise line sales		Stores reporting merchandise line	
	(Thousand dollars) (1)	Number (2)	Total sales (Thousand dollars) (3)	Amount (Thousand dollars) (4)	Percent distribution (5)	Number (6)	Total sales (Thousand dollars) (7)	(Thousand dollars) (1)	Number (2)	Total sales (Thousand dollars) (3)	Amount (Thousand dollars) (4)	Percent distribution (5)	Number (6)	Total sales (Thousand dollars) (7)
	MOUNTAIN							PACIFIC						
PAINT, GLASS, WALLPAPER STORES														
Stores analyzing merchandise line sales, total	[illegible]	[illegible]	...	282	100.0	11	...	36,931	340	...	2,916	100.0	101	...
Paint, glass, wallpaper	[illegible]	[illegible]	[illegible]	278	98.2	11	283	33,502	340	36,931	2,694	92.4	101	2,916
Hardware	87	[illegible]	[illegible]	...	...	...	...	243	14	1,528	[illegible]	1.1	7	153
Major household appliances	...	..	...	...	...	...	...	75	3	239	...	...	...	...
Furniture, other home furnishings	(1)	1	(x)	(1)	(1)	[illegible]	(x)	690	25	4,903	14	0.5	3	85
Other sales	[illegible]	...	...	5	1.8	...	...	2,421	...	...	176	6.0	...	...
Stores not analyzing merchandise line sales	224	2	...	...	...	...	...	401	3	...	28	...	1	...
	UNITED STATES							NEW ENGLAND						
HEATING AND PLUMBING EQUIPMENT DEALERS														
Stores analyzing merchandise line sales, total	343,162	1,972	...	23,898	100.0	566	...	23,199	122	...	1,033	100.0	22	...
Heating, plumbing, air-conditioning equipment	[illegible]	1,972	343,162	18,636	78.0	566	23,898	16,180	122	23,199	815	78.9	22	1,033
Building materials (exc. lumber products)	2,020	50	13,080	148	0.6	14	835	218	3	861	5	0.5	1	24
Hardware	7,956	214	45,332	368	1.5	52	2,294	1,227	33	9,243	43	4.2	3	171
Paint, glass, wallpaper	[illegible]	149	32,659	249	1.0	49	2,383	572	27	6,586	13	1.2	3	171
Major household appliances	11,721	399	79,807	934	3.9	99	5,008	1,056	38	9,369	17	1.6	[illegible]	189
Housewares (inc. electric)	1,793	197	36,925	166	0.7	63	3,379	355	24	7,292	2	0.2	2	141
Lighting, electrical supplies	4,312	201	37,692	232	1.0	49	2,196	779	22	7,088	3	0.3	2	141
Other sales	[illegible]	...	...	3,165	13.3	...	...	2,812	...	...	135	13.1	...	...
Stores not analyzing merchandise line sales	[illegible]	14	...	197	...	5	...	183	3	...	...	...	...	...
	MIDDLE ATLANTIC							EAST NORTH CENTRAL						
Stores analyzing merchandise line sales, total	[illegible]	370	...	3,135	100.0	90	...	98,145	605	...	6,921	100.0	156	...
Heating, plumbing, air conditioning equipment	[illegible]	370	66,705	2,661	84.9	90	3,135	80,987	605	98,145	5,313	76.8	156	6,921
Building materials (exc. lumber products)	243	15	[illegible]	...	...	...	...	772	10	2,330	32	0.4	6	365
Hardware	1,544	43	8,743	[illegible]	1.0	[illegible]	240	1,953	62	11,006	118	1.7	12	697
Paint, glass, wallpaper	[illegible]	[illegible]	4,820	53	1.7	8	393	833	47	9,029	62	0.9	19	919
Major household appliances	[illegible]	[illegible]	10,685	93	3.0	11	448	2,738	99	17,836	232	3.4	26	1,338
Housewares (inc. electric)	558	36	5,658	26	0.8	[illegible]	368	340	53	9,235	36	0.5	20	1,159
Lighting, electrical supplies	[illegible]	35	[illegible]	11	0.3	[illegible]	174	678	57	9,384	60	0.9	12	519
Other sales	[illegible]	...	...	259	8.3	...	...	9,844	...	...	1,068	15.4	...	...
Stores not analyzing merchandise line sales	[illegible]	[illegible]	...	83	...	1	...	463	3	...	...	...	...	...
	WEST NORTH CENTRAL							SOUTH ATLANTIC						
Stores analyzing merchandise line sales, total	41,408	259	...	4,828	100.0	120	...	20,498	116	...	1,604	100.0	36	...
Heating, plumbing, air-conditioning equipment	[illegible]	259	41,408	3,574	74.0	120	4,828	16,974	116	[illegible]	1,157	72.1	36	1,604
Building materials (exc. lumber products)	51	2	185	23	0.5	2	148	100	[illegible]	[illegible]	...	...	...	...
Hardware	1,128	24	[illegible]	104	2.1	14	[illegible]	399	7	1,278	27	1.7	6	209
Paint, glass, wallpaper	[illegible]	13	[illegible]	107	2.2	[illegible]	617	32	3	559	11	0.7	3	181
Major household appliances	[illegible]	48	[illegible]	207	4.3	28	1,371	665	25	3,953	110	6.8	11	560
Housewares (inc. electric)	[illegible]	23	[illegible]	33	0.7	12	613	82	12	2,421	14	0.9	8	370
Lighting, electrical supplies	376	16	2,639	48	1.0	12	642	167	13	1,705	72	4.5	9	438
Other sales	[illegible]	...	...	732	15.2	...	...	2,079	...	...	213	13.3	...	...
Stores not analyzing merchandise line sales	...	...	...	...	...	...	...	...	...	...	...	...	...	...
	EAST SOUTH CENTRAL							WEST SOUTH CENTRAL						
Stores analyzing merchandise line sales, total	[illegible]	[illegible]	...					20,241	106	...	1,873	100.0	48	...
Heating, plumbing, air conditioning equipment	[illegible]	[illegible]	[illegible]					17,170	106	20,241	1,432	[illegible]	48	1,873
Building materials (exc. lumber products)	[illegible]	[illegible]	[illegible]					(1)	1	(x)	(1)	(1)	1	(x)
Hardware	[illegible]	6	[illegible]					164	[illegible]	1,058	20	1.1	4	94
Paint, glass, wallpaper	[illegible]	[illegible]	538	Information not shown because of high sampling variability.				281	6	718	1	0.1	1	34
Major household appliances	[illegible]	[illegible]	[illegible]					818	24	4,890	111	5.9	10	386
Housewares (inc. electric)	[illegible]	3	[illegible]					155	16	[illegible]	10	0.5	8	319
Lighting, electrical supplies	[illegible]	13	[illegible]					[illegible]	12	[illegible]	2	0.1	2	40
Other sales	[illegible]	...	...					1,516	...	...	297	15.8	...	...
Stores not analyzing merchandise line sales	...	...	...					4	1	...	...	...	...	...
	MOUNTAIN							PACIFIC						
Stores analyzing merchandise line sales, total	[illegible]	[illegible]	...					42,096	215	...	1,721	100.0	42	...
Heating, plumbing, air conditioning equipment	[illegible]	[illegible]	[illegible]					[illegible]	215	42,096	1,303	75.7	42	1,721
Building materials (exc. lumber products)	[illegible]	[illegible]	[illegible]					[illegible]	10	[illegible]	22	1.3	2	106
Hardware	221	[illegible]	[illegible]					1,040	24	5,406	19	1.1	4	203
Paint, glass, wallpaper	[illegible]	[illegible]	[illegible]	Information not shown because of high sampling variability.				[illegible]	19	5,189	2	[illegible]	2	68
Major household appliances	[illegible]	[illegible]	[illegible]					1,207	39	8,965	89	5.2	7	414
Housewares (inc. electric)	[illegible]	[illegible]	[illegible]					143	14	[illegible]	23	1.3	5	300
Lighting, electrical supplies	[illegible]	[illegible]	[illegible]					[illegible]	25	4,485	21	1.2	5	203
Other sales	[illegible]	...	...					[illegible]	...	...	242	14.1	...	...
Stores not analyzing merchandise line sales	113	1	...					230	2	...	...	...	...	...

(1) See note at end of table.

Table 22C.—MERCHANDISE LINE SALES OF LARGE STORES AND MULTIUNITS, AND SMALL STORE SAMPLE—LUMBER, BUILDING, HARDWARE GROUP—KIND OF BUSINESS, BY GEOGRAPHIC DIVISION: 1948—Continued

[See text for explanatory material and description of sample data included]

Kind of business and merchandise line	Large stores and multiunits			Sample of small single unit stores				Large stores and multiunits			Sample of small single unit stores			
	Merchandise line sales	Stores reporting merchandise line		Merchandise line sales		Stores reporting merchandise line		Merchandise line sales	Stores reporting merchandise line		Merchandise line sales		Stores reporting merchandise line	
	(Thousand dollars)	Number	Total sales (Thousand dollars)	Amount (Thousand dollars)	Percent distribution	Number	Total sales (Thousand dollars)	(Thousand dollars)	Number	Total sales (Thousand dollars)	Amount (Thousand dollars)	Percent distribution	Number	Total sales (Thousand dollars)
	(1)	(2)	(3)	(4)	(5)	(6)	(7)	(1)	(2)	(3)	(4)	(5)	(6)	(7)
ELECTRICAL SUPPLY STORES	UNITED STATES							NEW ENGLAND						
Stores analyzing merchandise line sales, total	38,885	248	...	4,805	100.0	145	...	3,184	14	...				
Lighting, electrical supplies	26,381	248	38,885	3,435	71.5	145	4,805	2,449	14	3,184				
Major household appliances	3,126	96	17,339	322	6.7	42	1,891	(1)	2	(x)	Information not shown because of high sampling variability.			
Housewares (inc electric)	1,315	74	13,684	149	3.1	36	1,455	210	5	1,328				
Heating, plumbing, air-conditioning equipment	1,589	31	4,746	178	3.7	16	585	...	...	...				
Other sales	6,474	...	...	721	15.0	...	...	525	...	...				
Stores not analyzing merchandise line sales	1,055	7	...	39	...	3	...	...	...	...				
	MIDDLE ATLANTIC							EAST NORTH CENTRAL						
Stores analyzing merchandise line sales, total	6,816	36	...	663	100.0	24	...	6,969	39	...				
Lighting, electrical supplies	4,578	36	6,816	560	84.5	24	663	4,650	39	6,969				
Major household appliances	541	12	3,073	33	5.0	3	134	660	17	3,377	Information not shown because of high sampling variability.			
Housewares (inc electric)	472	11	2,939	23	3.5	6	144	186	14	2,728				
Heating, plumbing, air-conditioning equipment	202	3	430	...	...	...	...	649	6	1,335				
Other sales	1,023	...	...	47	7.0	...	...	824	...	...				
Stores not analyzing merchandise line sales	417	2	...	...	...	...	...	277	1	...				
	WEST NORTH CENTRAL							SOUTH ATLANTIC						
Stores analyzing merchandise line sales, total	4,661	35	...					3,740	25	...				
Lighting, electrical supplies	3,052	35	4,661					2,641	25	3,740				
Major household appliances	317	12	1,408	Information not shown because of high sampling variability.				289	12	1,924	Information not shown because of high sampling variability.			
Housewares (inc electric)	62	8	780					113	9	1,407				
Heating, plumbing, air-conditioning equipment	206	5	627					113	4	740				
Other sales	1,024	...	...					584	...	...				
Stores not analyzing merchandise line sales	116	1	...					...	...	...				
	EAST SOUTH CENTRAL							WEST SOUTH CENTRAL						
Stores analyzing merchandise line sales, total	1,907	17	...					1,883	14	...				
Lighting, electrical supplies	1,165	17	1,907					1,232	14	1,883				
Major household appliances	194	6	812	Information not shown because of high sampling variability.				120	6	680	Information not shown because of high sampling variability.			
Housewares (inc. electric)	56	6	813					(1)	2	(x)				
Heating, plumbing, air-conditioning equipment	174	4	464					...	...	...				
Other sales	318	...	...					531	...	...				
Stores not analyzing merchandise line sales	20	1	...					...	...	...				
	MOUNTAIN							PACIFIC						
Stores analyzing merchandise line sales, total	2,692	19	...					7,033	49	...				
Lighting, electrical supplies	1,829	19	2,692					4,785	49	7,033				
Major household appliances	227	8	1,520	Information not shown because of high sampling variability.				690	21	4,252	Information not shown because of high sampling variability.			
Housewares (inc. electric)	48	5	775					158	14	2,684				
Heating, plumbing, air-conditioning equipment	(1)	2	(x)					109	5	556				
Other sales	588	...	...					1,291	...	...				
Stores not analyzing merchandise line sales	...	...	...					225	2	...				
HARDWARE STORES	UNITED STATES							NEW ENGLAND						
Stores analyzing merchandise line sales, total	1,484,879	7,765	...	99,429	100.0	2,605	...	100,203	445	...	5,332	100.0	137	...
Hardware	638,841	7,765	1,484,879	59,689	60.0	2,605	99,429	37,432	445	100,203	2,997	56.2	137	5,332
Paint, glass, wallpaper	100,426	5,390	1,111,747	9,592	9.7	1,628	64,249	8,453	353	85,511	777	14.6	101	3,970
Hay, grain, feed, farm and garden supplies	22,083	1,480	252,297	1,248	1.3	344	14,104	1,220	92	18,839	98	1.8	27	1,189
Farm equipment, implements, machinery	63,773	2,065	513,983	1,792	1.8	293	14,264	1,192	68	16,763	23	0.4	10	375
Coal, wood, fuel oil	5,172	246	47,809	207	0.2	63	3,015	698	17	6,005	28	0.5	6	316
Major household appliances	167,009	4,294	990,971	5,992	6.0	868	40,095	10,429	197	64,489	194	3.6	26	1,234
Housewares (inc electric)	82,558	4,906	1,034,612	6,286	6.3	1,409	56,623	7,542	302	78,454	418	7.8	82	3,314
Furniture, other home furnishings	62,545	1,902	488,395	1,894	1.9	414	21,943	3,741	66	30,179	41	0.8	16	816
Heating, plumbing, air conditioning equipment	91,256	2,946	737,602	2,983	3.0	617	24,634	7,841	172	55,682	147	2.8	32	1,743
Lighting, electrical supplies	33,791	3,343	772,200	2,290	2.3	885	36,504	3,600	225	66,442	148	2.8	51	2,274
Softwood lumber	6,777	224	50,130	347	0.4	30	1,704	297	8	4,635	4	0.1	2	115
Hardwood lumber (exc hardwood flooring)	1,228	88	21,407	15	(z)	7	446	149	3	3,568	...	...	...	...
Hardwood flooring	1,020	144	40,039	44	(z)	12	639	63	5	4,095	11	0.2	1	30
Plywood (softwood and hardwood)	1,214	220	54,909	31	(z)	23	1,221	68	10	5,347	...	...	...	...
Other lumber products (inc millwork)	4,305	269	60,693	144	0.2	35	1,758	843	9	5,922	46	0.9	7	377
Building materials (exc. lumber products)	54,961	2,218	589,765	1,721	1.7	346	15,892	3,531	149	48,761	128	2.4	19	943
Other sales	147,920	...	...	5,154	5.2	...	...	13,104	...	...	272	5.1	...	...
Stores not analyzing merchandise line sales	41,143	270	...	2,088	...	59	...	3,118	23	...	281	...	7	...

See footnotes at end of table.

Table 22C.—MERCHANDISE LINE SALES OF LARGE STORES AND MULTIUNITS, AND SMALL STORE SAMPLE—LUMBER, BUILDING, HARDWARE GROUP—KIND OF BUSINESS, BY GEOGRAPHIC DIVISION: 1948—Continued

[See text for explanatory material and description of sample data included]

Columns: Large stores and multiunits — (1) Merchandise line sales (Thousand dollars); Stores reporting merchandise line: (2) Number, (3) Total sales (Thousand dollars). Sample of small single unit stores — Merchandise line sales: (4) Amount (Thousand dollars), (5) Percent distribution; Stores reporting merchandise line: (6) Number, (7) Total sales (Thousand dollars).

HARDWARE STORES

Kind of business and merchandise line	(1)	(2)	(3)	(4)	(5)	(6)	(7)
MIDDLE ATLANTIC							
Stores analyzing merchandise line sales, total	233,262	1,044	...	16,273	100.0	488	...
Hardware	92,251	1,044	233,262	9,730	59.8	488	16,273
Paint, glass, wallpaper	20,609	758	184,793	2,256	13.9	321	11,198
Hay, grain, feed, farm and garden supplies	2,234	175	31,677	124	0.8	56	1,935
Farm equipment, implements, machinery	5,473	140	53,808	157	1.0	25	1,319
Coal, wood, fuel oil	544	26	4,239	17	0.1	10	302
Major household appliances	26,719	480	151,593	627	3.8	90	4,217
Housewares (inc. electric)	13,639	647	168,526	1,428	8.8	249	8,547
Furniture, other home furnishings	8,467	173	67,853	177	1.1	46	1,923
Heating, plumbing, air conditioning equipment	19,470	384	126,508	424	2.6	81	3,080
Lighting, electrical supplies	5,422	413	114,645	471	2.9	153	5,328
Softwood lumber	630	23	4,142	...	...	...	...
Hardwood lumber (exc. hardwood flooring)	171	11	2,091	...	...	...	...
Hardwood flooring	140	11	2,403	...	...	...	...
Plywood (softwood and hardwood)	199	19	3,774	...	...	...	...
Other lumber products (inc. millwork)	412	21	3,539	4	(z)	2	71
Building materials (exc. lumber products)	7,258	240	96,160	166	1.0	41	1,847
Other sales	23,224	...	...	686	4.2	...	...
Stores not analyzing merchandise line sales	5,084	38	...	374	...	12	...
EAST NORTH CENTRAL							
Stores analyzing merchandise line sales, total	342,627	1,747	...	23,386	100.0	633	...
Hardware	135,167	1,747	342,627	14,305	61.2	633	23,386
Paint, glass, wallpaper	22,597	1,234	262,592	2,466	10.5	415	16,088
Hay, grain, feed, farm and garden supplies	3,846	356	57,395	240	1.0	79	3,569
Farm equipment, implements, machinery	17,423	462	125,326	363	1.6	56	2,790
Coal, wood, fuel oil	1,149	48	8,581	57	0.2	18	715
Major household appliances	42,441	1,034	241,928	1,485	6.3	211	9,415
Housewares (inc. electric)	20,548	1,166	248,230	1,376	5.9	346	14,049
Furniture, other home furnishings	13,537	420	112,489	275	1.2	76	3,385
Heating, plumbing, air conditioning equipment	26,198	769	191,439	721	3.1	173	7,087
Lighting, electrical supplies	8,553	832	197,472	574	2.5	242	9,826
Softwood lumber	1,065	27	5,923	24	0.1	2	125
Hardwood lumber (exc. hardwood flooring)	253	11	3,140	...	...	...	...
Hardwood flooring	210	17	4,222	...	...	1	19
Plywood (softwood and hardwood)	113	18	4,193	13	0.1	3	112
Other lumber products (inc. millwork)	304	27	5,351	21	0.1	4	104
Building materials (exc. lumber products)	9,731	438	137,394	216	0.9	66	2,813
Other sales	39,492	...	...	1,250	5.3	...	...
Stores not analyzing merchandise line sales	6,506	49	...	532	...	11	...
WEST NORTH CENTRAL							
Stores analyzing merchandise line sales, total	180,008	1,109	...	19,584	100.0	498	...
Hardware	71,286	1,109	180,008	11,824	60.4	498	19,584
Paint, glass, wallpaper	8,243	765	134,074	1,091	5.6	289	11,822
Hay, grain, feed, farm and garden supplies	2,314	292	41,553	169	0.9	63	2,381
Farm equipment, implements, machinery	13,308	383	79,876	283	1.4	51	2,214
Coal, wood, fuel oil	911	41	6,923	32	0.2	9	549
Major household appliances	23,839	788	135,563	1,705	8.7	254	11,131
Housewares (inc. electric)	9,290	765	130,158	1,097	5.6	290	11,453
Furniture, other home furnishings	8,690	402	80,060	391	2.0	94	4,362
Heating, plumbing, air conditioning equipment	10,965	514	99,396	836	4.3	143	6,559
Lighting, electrical supplies	3,868	530	98,495	421	2.1	171	7,583
Softwood lumber	1,196	34	10,459	79	0.4	7	338
Hardwood lumber (exc. hardwood flooring)	114	12	2,619	10	(z)	4	265
Hardwood flooring	117	18	8,714	19	0.1	7	395
Plywood (softwood and hardwood)	162	24	9,295	5	(z)	5	295
Other lumber products (inc. millwork)	369	27	8,685	18	0.1	7	455
Building materials (exc. lumber products)	4,454	329	68,755	240	1.2	57	2,552
Other sales	20,982	...	...	1,364	7.0	...	...
Stores not analyzing merchandise line sales	5,018	40	...	286	...	11	...
SOUTH ATLANTIC							
Stores analyzing merchandise line sales, total	214,661	1,085	...	10,304	100.0	248	...
Hardware	94,823	1,085	214,661	6,397	62.1	248	10,304
Paint, glass, wallpaper	17,840	799	167,051	1,140	11.1	171	7,013
Hay, grain, feed, farm and garden supplies	4,847	216	41,423	273	2.7	46	1,956
Farm equipment, implements, machinery	9,322	402	94,439	342	3.3	59	2,869
Coal, wood, fuel oil	748	39	7,108	25	0.2	12	687
Major household appliances	19,056	540	131,351	427	4.2	67	3,404
Housewares (inc. electric)	9,180	665	148,858	354	3.4	127	5,281
Furniture, other home furnishings	10,749	249	73,618	239	2.3	41	1,852
Heating, plumbing, air conditioning equipment	9,208	333	95,857	147	1.4	45	1,943
Lighting, electrical supplies	4,485	433	111,268	184	1.8	82	3,240
Softwood lumber	854	30	7,711	87	0.8	5	306
Hardwood lumber (exc. hardwood flooring)	324	17	3,696	2	(z)	1	71
Hardwood flooring	197	34	9,233	...	...	...	...
Plywood (softwood and hardwood)	152	57	13,786	6	0.1	3	209
Other lumber products (inc. millwork)	1,274	77	17,332	17	0.2	4	124
Building materials (exc. lumber products)	13,823	426	112,496	363	3.5	62	2,754
Other sales	17,779	...	...	301	2.9	...	...
Stores not analyzing merchandise line sales	7,779	27	...	17	...	3	...
EAST SOUTH CENTRAL							
Stores analyzing merchandise line sales, total	102,725	576	...	6,184	100.0	141	...
Hardware	47,468	576	102,725	3,560	57.6	141	6,184
Paint, glass, wallpaper	6,432	372	72,060	437	7.1	85	3,815
Hay, grain, feed, farm and garden supplies	3,522	140	24,008	188	3.0	30	1,336
Farm equipment, implements, machinery	5,474	238	48,725	193	3.1	35	1,837
Coal, wood, fuel oil	544	24	4,779	25	0.4	2	121
Major household appliances	10,188	330	68,349	500	8.1	57	2,917
Housewares (inc. electric)	[illegible]	333	65,474	258	4.2	74	3,332
Furniture, other home furnishings	5,122	176	41,308	202	3.3	38	1,889
Heating, plumbing, air conditioning equipment	3,562	181	40,846	119	1.9	25	1,278
Lighting, electrical supplies	1,914	234	46,619	135	2.2	46	2,186
Softwood lumber	577	24	4,983	56	0.9	6	394
Hardwood lumber (exc. hardwood flooring)	(1)	2	(x)	(1)	(1)	1	(x)
Hardwood flooring	106	17	3,449	...	...	...	...
Plywood (softwood and hardwood)	136	34	6,639	1	(z)	4	234
Other lumber products (inc. millwork)	456	30	6,168	23	0.4	4	235
Building materials (exc. lumber products)	6,126	210	46,558	286	4.6	34	1,741
Other sales	7,446	...	...	201	3.2	...	...
Stores not analyzing merchandise line sales	[illegible]	18	...	50	...	1	...
WEST SOUTH CENTRAL							
Stores analyzing merchandise line sales, total	88,576	592	...	7,770	100.0	196	...
Hardware	45,753	592	88,576	4,520	58.2	196	7,770
Paint, glass, wallpaper	4,430	340	51,247	476	6.1	84	3,864
Hay, grain, feed, farm and garden supplies	1,137	57	9,541	45	0.6	11	569
Farm equipment, implements, machinery	3,829	152	29,622	300	3.9	36	1,862
Coal, wood, fuel oil	105	14	2,366	6	0.1	2	79
Major household appliances	9,841	304	54,299	540	6.9	78	3,738
Housewares (inc. electric)	3,669	306	47,798	383	4.9	95	4,206
Furniture, other home furnishings	2,859	160	23,147	317	4.1	54	2,429
Heating, plumbing, air conditioning equipment	3,523	197	33,995	250	3.2	47	2,242
Lighting, electrical supplies	1,618	202	33,372	150	1.9	48	2,292
Softwood lumber	1,176	32	5,549	93	1.2	7	387
Hardwood lumber (exc. hardwood flooring)	107	16	2,506	1	(z)	1	86
Hardwood flooring	142	23	4,428	6	0.1	2	108
Plywood (softwood and hardwood)	181	35	6,505	4	(z)	5	262
Other lumber products (inc. millwork)	422	38	7,589	4	(z)	4	209
Building materials (exc. lumber products)	4,352	137	28,590	106	1.4	26	1,336
Other sales	5,432	...	...	569	7.4	...	...
Stores not analyzing merchandise line sales	5,545	46	...	88	...	2	...
MOUNTAIN							
Stores analyzing merchandise line sales, total	60,580	346	...	2,971	100.0	75	...
Hardware	24,312	346	60,580	1,587	53.4	75	2,971
Paint, glass, wallpaper	2,629	227	41,192	184	6.2	41	1,666
Hay, grain, feed, farm and garden supplies	[illegible]	[illegible]	10,382	12	0.4	5	128
Farm equipment, implements, machinery	3,791	111	22,275	62	2.1	8	421
Coal, wood, fuel oil	341	20	3,909	15	0.5	3	213
Major household appliances	[illegible]	227	42,831	173	5.8	29	1,239
Housewares (inc. electric)	[illegible]	254	[illegible]	285	[illegible]	45	[illegible]
Furniture, other home furnishings	3,737	135	[illegible]	122	4.1	25	1,187
Heating, plumbing, air conditioning equipment	2,421	130	[illegible]	139	4.7	15	750
Lighting, electrical supplies	[illegible]	149	[illegible]	62	2.1	25	1,039
Softwood lumber	[illegible]	31	[illegible]	...	...	...	...
Hardwood lumber (exc. hardwood flooring)	[illegible]	14	4,123	...	...	...	...
Hardwood flooring	[illegible]	14	[illegible]	8	0.3	1	87
Plywood (softwood and hardwood)	[illegible]	18	[illegible]	...	...	2	67
Other lumber products (inc. millwork)	[illegible]	24	[illegible]	1	[illegible]	2	130
Building materials (exc. lumber products)	1,825	[illegible]	[illegible]	[illegible]	[illegible]	[illegible]	375
Other sales	[illegible]	...	...	[illegible]	[illegible]	...	...
Stores not analyzing merchandise line sales	[illegible]	[illegible]	...	[illegible]	...	[illegible]	...
PACIFIC							
Stores analyzing merchandise line sales, total	162,237	827	...	7,625	100.0	189	...
Hardware	84,349	827	162,237	4,763	62.5	189	7,625
Paint, glass, wallpaper	9,193	542	113,227	765	10.0	121	4,813
Hay, grain, feed, farm and garden supplies	2,295	109	17,479	99	1.3	27	1,041
Farm equipment, implements, machinery	3,961	109	37,149	69	0.9	13	577
Coal, wood, fuel oil	232	17	3,809	2	(z)	1	33
Major household appliances	17,340	394	100,568	341	4.5	56	2,800
Housewares (inc. electric)	11,708	498	105,742	687	9.0	101	4,470
Furniture, other home furnishings	5,143	121	33,964	130	1.7	24	1,100
Heating, plumbing, air conditioning equipment	8,068	266	67,084	200	2.6	56	2,194
Lighting, electrical supplies	3,336	325	73,545	145	1.9	67	2,736
Softwood lumber	314	15	1,718	4	0.1	1	39
Hardwood lumber (exc. hardwood flooring)	(1)	2	(x)	...	...	...	...
Hardwood flooring	5	3	395	...	...	...	...
Plywood (softwood and hardwood)	114	14	1,921	2	(z)	1	42
Other lumber products (inc. millwork)	118	16	2,026	1	(z)	1	53
Building materials (exc. lumber products)	[illegible]	171	48,509	167	2.2	32	1,531
Other sales	12,200	...	...	250	3.3	...	...
Stores not analyzing merchandise line sales	[illegible]	21	...	412	...	9	...

Table 22C.—MERCHANDISE LINE SALES OF LARGE STORES AND MULTIUNITS, AND SMALL STORE SAMPLE—LUMBER, BUILDING, HARDWARE GROUP—KIND OF BUSINESS, BY GEOGRAPHIC DIVISION: 1948—Continued

(See text for explanatory material and description of sample data included)

Kind of business and merchandise line	Large stores and multiunits			Sample of small single unit stores				Large stores and multiunits			Sample of small single unit stores			
	Merchandise line sales (Thousand dollars) (1)	Stores reporting merchandise line: Number (2)	Stores reporting merchandise line: Total sales (Thousand dollars) (3)	Merchandise line sales: Amount (Thousand dollars) (4)	Merchandise line sales: Percent distribution (5)	Stores reporting merchandise line: Number (6)	Stores reporting merchandise line: Total sales (Thousand dollars) (7)	Merchandise line sales (Thousand dollars) (1)	Stores reporting merchandise line: Number (2)	Stores reporting merchandise line: Total sales (Thousand dollars) (3)	Merchandise line sales: Amount (Thousand dollars) (4)	Merchandise line sales: Percent distribution (5)	Stores reporting merchandise line: Number (6)	Stores reporting merchandise line: Total sales (Thousand dollars) (7)
FARM EQUIPMENT DEALERS	UNITED STATES							NEW ENGLAND						
Stores analyzing merchandise line sales, total	1,964,565	9,927	...	43,320	100.0	750	...	32,344	148	...	729	100.0	15	...
Farm equipment, implements, machinery (new)	1,095,756	9,801	1,343,201	28,902	66.7	736	42,927	19,834	146	30,468	442	60.7	15	729
Farm equipment, implements, machinery (used)	132,488	8,712	1,376,959	2,258	5.2	361	22,874	1,348	81	18,465	28	3.8	8	493
Other farm supplies (allied lines)	117,088	4,141	851,660	2,108	4.9	266	16,649	4,276	65	16,251	72	9.9	4	249
Passenger cars (new)	38,480	1,293	305,533	279	0.6	27	1,726	72	5	770	15	2.1	1	97
Trucks (new)	78,493	2,488	624,308	421	1.0	52	3,768	731	16	5,045	18	2.5	1	97
Passenger cars (used)	12,105	1,109	266,516	53	0.1	20	1,421	36	5	1,383	4	0.5	1	97
Trucks (used)	9,349	1,504	421,497	35	0.1	21	1,500	134	14	3,944	1	0.1	1	97
Parts and accessories	245,580	7,395	1,501,000	4,626	10.7	468	29,048	2,240	74	17,717	39	5.3	6	363
Shop or service labor sales	82,698	7,626	1,551,739	2,076	4.8	473	29,154	791	84	20,871	72	9.9	8	493
Automobile trailers	465	63	15,342	4	(z)	4	273	(1)	1	(x)	...	...	...	...
Gasoline and lubricants	19,187	3,000	594,040	714	1.6	197	12,417	263	46	9,330	20	2.7	4	333
Other sales	132,876	...	...	1,844	4.3	...	...	2,619	...	...	18	2.5	...	...
Stores not analyzing merchandise line sales	25,398	136	...	258	...	5	...	1,683	5	...	...	...	...	...
	MIDDLE ATLANTIC							EAST NORTH CENTRAL						
Stores analyzing merchandise line sales, total	115,726	590	...	3,505	100.0	64	...	409,209	2,327	...	12,393	100.0	208	...
Farm equipment, implements, machinery (new)	66,218	576	114,784	2,442	69.7	64	3,505	229,952	2,303	405,621	8,324	67.2	204	12,366
Farm equipment, implements, machinery (used)	6,293	401	81,065	121	3.5	24	1,618	27,294	1,649	303,369	690	5.6	105	7,071
Other farm supplies (allied lines)	11,423	316	66,591	153	4.4	18	1,114	25,781	1,156	214,784	664	5.4	85	5,413
Passenger cars (new)	1,479	39	10,349	43	1.2	4	275	6,957	238	50,867	66	0.5	4	338
Trucks (new)	2,595	73	18,209	19	0.5	2	116	15,890	552	130,270	61	0.5	9	703
Passenger cars (used)	358	40	9,887	8	0.2	2	162	1,942	221	45,759	5	(z)	3	289
Trucks (used)	342	61	15,251	3	0.1	2	116	1,707	332	86,352	11	0.1	5	375
Parts and accessories	10,060	380	76,834	311	8.9	32	2,084	45,675	1,751	318,387	1,225	9.9	129	7,919
Shop or service labor sales	4,647	415	84,417	155	4.4	32	2,044	18,408	1,864	334,728	549	4.4	145	9,149
Automobile trailers	112	7	1,656	1	(z)	1	75	143	15	3,913	...	...	1	91
Gasoline and lubricants	1,193	199	39,700	73	2.1	16	930	4,726	839	153,100	288	2.3	73	4,703
Other sales	11,006	...	...	176	5.0	...	...	30,734	...	...	510	4.1	...	...
Stores not analyzing merchandise line sales	1,453	2	...	37	...	1	...	3,216	23	...	56	...	1	...
	WEST NORTH CENTRAL							SOUTH ATLANTIC						
Stores analyzing merchandise line sales, total	590,974	3,218	...	15,363	100.0	257	...	127,014	675	...	2,062	100.0	41	...
Farm equipment, implements, machinery (new)	322,529	3,180	585,112	9,879	64.3	253	15,192	77,424	670	136,340	1,343	65.1	39	2,017
Farm equipment, implements, machinery (used)	43,483	2,259	430,230	757	4.9	129	8,455	6,962	378	86,476	84	4.1	18	804
Other farm supplies (allied lines)	33,710	1,385	263,943	760	5.0	99	6,380	8,516	241	54,527	157	7.6	11	573
Passenger cars (new)	17,556	614	139,084	126	0.8	14	870	2,298	63	16,435	...	...	...	...
Trucks (new)	19,682	937	203,126	207	1.3	29	2,088	7,626	154	44,908	20	1.0	1	75
Passenger cars (used)	6,207	523	119,840	27	0.2	12	743	573	47	12,085	...	...	...	...
Trucks (used)	2,752	541	127,319	12	0.1	7	501	677	99	31,201	2	0.1	1	75
Parts and accessories	76,341	2,611	477,912	1,851	12.0	179	11,232	16,953	449	99,432	169	8.2	22	1,342
Shop or service labor sales	23,987	2,646	485,972	813	5.3	173	10,484	4,879	451	97,964	105	5.1	22	1,203
Automobile trailers	82	19	4,015	3	(z)	2	107	16	6	1,376	...	...	...	...
Gasoline and lubricants	6,340	1,107	206,287	270	1.8	68	4,290	914	142	29,539	19	0.9	11	528
Other sales	38,305	...	...	658	4.3	...	...	10,176	...	...	163	7.9	...	...
Stores not analyzing merchandise line sales	7,644	46	...	101	...	2	...	2,310	13	...	...	...	...	...
	EAST SOUTH CENTRAL							WEST SOUTH CENTRAL						
Stores analyzing merchandise line sales, total	98,810	539	...	1,679	100.0	30	...	238,810	1,194	...	4,332	100.0	77	...
Farm equipment, implements, machinery (new)	54,906	528	97,003	1,165	69.4	30	1,679	135,219	1,181	236,079	3,124	72.1	76	4,284
Farm equipment, implements, machinery (used)	6,984	301	58,827	110	6.5	17	1,057	19,793	750	158,359	311	7.2	37	2,120
Other farm supplies (allied lines)	5,610	167	32,246	80	4.8	13	754	8,574	354	74,248	74	1.7	13	707
Passenger cars (new)	1,586	60	13,902	...	...	...	...	3,965	144	35,468	10	0.2	3	72
Trucks (new)	6,662	163	41,184	12	0.7	1	72	10,829	310	79,469	48	1.1	6	352
Passenger cars (used)	533	56	13,171	...	...	...	...	1,235	111	29,355	6	0.2	1	37
Trucks (used)	729	107	25,817	...	...	...	...	1,084	163	46,315	4	0.1	3	169
Parts and accessories	11,347	349	67,658	144	8.6	13	789	32,646	891	176,836	468	10.8	47	2,866
Shop or service labor sales	3,998	353	67,412	50	3.0	15	1,003	9,885	892	179,941	153	3.5	44	2,787
Automobile trailers	(1)	1	(x)	...	...	...	...	12	9	1,643	...	...	...	...
Gasoline and lubricants	801	145	26,406	4	0.2	4	303	1,396	226	44,718	10	0.2	9	560
Other sales	5,654	...	...	114	6.8	...	...	14,172	...	...	124	2.9	...	...
Stores not analyzing merchandise line sales	1,048	6	...	64	...	1	...	5,074	27	...	...	...	...	...
	MOUNTAIN							PACIFIC						
Stores analyzing merchandise line sales, total	138,006	643	...	1,943	100.0	33	...	203,672	593	...	1,314	100.0	25	...
Farm equipment, implements, machinery (new)	77,532	636	136,671	1,326	68.2	31	1,844	112,142	581	201,123	857	65.2	24	1,311
Farm equipment, implements, machinery (used)	6,930	382	89,095	124	6.4	13	726	13,401	400	161,073	33	2.5	10	530
Other farm supplies (allied lines)	8,263	250	61,461	48	2.5	13	791	10,935	207	67,609	100	7.6	10	668
Passenger cars (new)	2,744	88	22,166	19	1.0	1	74	1,823	42	16,522	...	...	...	...
Trucks (new)	6,929	181	47,168	36	1.9	3	265	7,549	102	54,929	...	...	...	...
Passenger cars (used)	582	64	16,243	3	0.2	1	93	639	42	18,793	...	...	...	...
Trucks (used)	730	108	29,011	2	0.1	2	167	1,194	79	46,287	...	...	...	...
Parts and accessories	16,622	469	104,646	270	13.8	24	1,536	33,696	425	161,578	149	11.4	16	917
Shop or service labor sales	5,442	467	108,450	87	4.5	18	1,146	10,661	454	171,984	92	7.0	16	845
Automobile trailers	(1)	2	(x)	...	...	...	...	50	3	- 2,110	...	...	...	...
Gasoline and lubricants	2,425	168	37,999	13	0.6	7	376	1,129	128	46,961	17	1.3	5	394
Other sales	9,807	...	...	15	0.8	...	...	10,453	...	...	66	5.0	...	...
Stores not analyzing merchandise line sales	1,882	9	...	...	...	...	...	1,088	5	...	...	...	...	...

x Withheld to avoid disclosure.
z Less than 0.05 percent.
[1] Combined with "Other sales."

Table 22D.—MERCHANDISE LINE SALES OF LARGE STORES AND MULTIUNITS—LUMBER, BUILDING, HARDWARE GROUP—KIND OF BUSINESS, BY STATE: 1948

[See text for explanatory material]

LUMBER YARDS

Kind of business and merchandise line	ALABAMA			ARIZONA			ARKANSAS			CALIFORNIA			COLORADO		
	Merchandise line sales (Thousand dollars)	Stores reporting merchandise line: Number	Stores reporting merchandise line: Total sales (Thousand dollars)	Merchandise line sales (Thousand dollars)	Number	Total sales (Thousand dollars)	Merchandise line sales (Thousand dollars)	Number	Total sales (Thousand dollars)	Merchandise line sales (Thousand dollars)	Number	Total sales (Thousand dollars)	Merchandise line sales (Thousand dollars)	Number	Total sales (Thousand dollars)
Large stores and multiunits															
Analyzing merchandise line sales, total	[illegible]	[illegible]	...	34,1[illegible]	45	...	38,593	144	...	396,321	1,077	...	50,151	217	...
Softwood lumber	[illegible]	41	10,[illegible]3	16,665	35	34,1[illegible]	16,888	144	38,593	243,669	1,029	380,387	21,531	213	48,797
Hardwood lumber (exc. hardwood flooring)	[illegible]	4[illegible]	1[illegible],006	[illegible]3	17	7,911	4	69	14,447	8,882	395	157,090	1,259	120	28,350
Hardwood flooring	[illegible]	54	1[illegible],[illegible]34	[illegible]	68	27,[illegible]	2,111	161	33,[illegible]39	7,912	516	176,250	[illegible],716	176	42,905
Plywood (softwood and hardwood)	[illegible]4	38	11,1[illegible]	810	73	29,186	1,461	155	30,[illegible]05	15,653	712	278,551	1,257	178	40,708
Other lumber products (inc. millwork)	1,[illegible]	34	17,[illegible]	2,244	69	28,236	3,841	156	33,825	35,631	725	277,164	4,056	191	41,989
Building materials (exc. lumber products)	4,[illegible]	68	18,[illegible]	7,646	87	33,04[illegible]	7,125	171	34,461	44,193	876	312,834	9,146	199	45,116
Hardware	[illegible]	47	13,[illegible]	3,365	77	30,4[illegible]	2,339	156	31,019	22,049	871	241,640	4,841	206	46,320
Paint, glass, wallpaper	[illegible]68	42	1[illegible],89[illegible]	1,409	79	29,279	2,502	164	33,011	7,280	713	216,537	2,387	196	43,729
Hay, grain, feed, farm and garden supplies	(1)	1	(x)	(1)	1	(x)	(1)	3	(x)	1,[illegible]24	34	12,724	413	12	3,131
Farm equipment, implements, machinery	(1)	1	(x)	...	...	...	58	6	1,[illegible]86	80	5	1,372	350	12	4,165
Coal, wood, fuel oil	1[illegible]8	[illegible]	2,741	...	...	...	55	7	1,385	364	26	7,665	1,103	71	10,719
Major household appliances	(1)	[illegible]	(x)	152	16	8,284	320	25	4,645	1,223	54	22,538	280	35	6,572
Housewares (inc. electric)	57	5	1,342	284	19	8,977	30	7	1,401	2[illegible]9	30	10,047	203	39	6,851
Furniture, other home furnishings	(1)	4	(x)	22	5	2,528	92	14	2,646	207	27	8,745	94	19	3,950
Heating, plumbing, air-conditioning equipment	(1)	4	(x)	415	41	14,949	552	35	7,256	2,441	111	33,065	108	15	3,737
Lighting, electrical supplies	60	9	2,087	255	45	17,565	81	32	6,74[illegible]	983	132	40,275	13	9	1,816
Other sales	647	...	...	548	...	...	738	...	...	4,806	...	...	1,394	...	...
Not analyzing merchandise line sales	2,958	6	...	368	2	...	1,493	5	...	8,101	32	...	1,972	14	...
Small single unit stores	[illegible],5[illegible]0	7[illegible]	...	1,162	23	...	3,132	75	...	11,289	256	...	1,878	41	...

Kind of business and merchandise line	CONNECTICUT			DELAWARE			DISTRICT OF COLUMBIA			FLORIDA			GEORGIA		
	Merchandise line sales (Thousand dollars)	Number	Total sales (Thousand dollars)	Merchandise line sales (Thousand dollars)	Number	Total sales (Thousand dollars)	Merchandise line sales (Thousand dollars)	Number	Total sales (Thousand dollars)	Merchandise line sales (Thousand dollars)	Number	Total sales (Thousand dollars)	Merchandise line sales (Thousand dollars)	Number	Total sales (Thousand dollars)
Large stores and multiunits															
Analyzing merchandise line sales, total	54,284	146	...	11,657	34	...	21,315	19	...	84,062	217	...	32,560	111	...
Softwood lumber	26,243	135	54,155	4,731	31	11,015	5,101	17	10,793	34,466	200	79,601	16,587	107	31,445
Hardwood lumber (exc. hardwood flooring)	5,500	75	33,[illegible]	263	8	3,878	429	10	6,293	5,071	89	41,161	542	34	10,485
Hardwood flooring	2,424	117	47,059	277	26	10,062	498	11	7,447	3,022	138	63,656	1,271	81	26,452
Plywood (softwood and hardwood)	3,149	115	41,614	318	24	9,431	828	11	8,809	[illegible],823	150	54,377	1,103	72	24,115
Other lumber products (inc. millwork)	7,732	105	44,675	1,559	25	8,520	2,724	16	10,684	8,546	134	54,071	3,730	68	21,763
Building materials (exc. lumber products)	7,[illegible]78	121	48,623	1,72[illegible]	30	10,91[illegible]	767	11	[illegible],633	19,309	183	73,830	5,703	93	28,086
Hardware	1,79[illegible]	97	3[illegible],244	658	25	8,534	347	10	4,674	4,511	159	63,522	1,153	71	21,521
Paint, glass, wallpaper	1,229	91	34,092	464	23	8,109	146	8	4,049	[illegible],432	148	62,593	1,248	78	23,798
Hay, grain, feed, farm and garden supplies	174	13	4,421	292	7	3,049	(1)	4	(x)	174	8	3,392	(1)	4	(x)
Farm equipment, implements, machinery	44	9	3,449	(1)	2	(x)	...	...	...	(1)	2	(x)	(1)	4	(x)
Coal, wood, fuel oil	3,75[illegible]	35	16,683	1,020	17	6,714	(1)	1	(x)	(1)	3	(x)	195	13	3,187
Major household appliances	60	5	1,297	(1)	1	(x)	(1)	3	(x)	487	16	5,919	85	7	2,319
Housewares (inc. electric)	14	7	3,491	(1)	2	(x)	87	5	2,047	(1)	3	(x)	76	6	1,592
Furniture, other home furnishings	...	...	...	(1)	1	(x)	...	...	...	(1)	2	(x)	13	6	1,306
Heating, plumbing, air-conditioning equipment	[illegible]2	6	2,484	(1)	1	(x)	(1)	3	(x)	445	17	10,342	107	10	2,288
Lighting, electrical supplies	(1)	4	(x)	(1)	1	(x)	(1)	4	(x)	85	14	5,348	41	7	1,741
Other sales	1,263	...	...	349	...	...	388	...	...	1,691	...	...	706	...	...
Not analyzing merchandise line sales	2,306	8	...	...	...	...	...	...	...	1,1[illegible]	6	...	853	4	...
Small single unit stores	1,[illegible]2	21	...	185	4	...	...	...	...	2,181	68	...	2,306	48	...

Kind of business and merchandise line	IDAHO			ILLINOIS			INDIANA			IOWA			KANSAS		
	Merchandise line sales (Thousand dollars)	Number	Total sales (Thousand dollars)	Merchandise line sales (Thousand dollars)	Number	Total sales (Thousand dollars)	Merchandise line sales (Thousand dollars)	Number	Total sales (Thousand dollars)	Merchandise line sales (Thousand dollars)	Number	Total sales (Thousand dollars)	Merchandise line sales (Thousand dollars)	Number	Total sales (Thousand dollars)
Large stores and multiunits															
Analyzing merchandise line sales, total	21,01[illegible]	141	...	[illegible],929	986	...	116,701	511	...	142,760	857	...	76,565	485	...
Softwood lumber	11,707	139	[illegible],658	112,528	860	220,469	49,060	474	113,227	61,762	849	140,825	30,198	474	70,597
Hardwood lumber (exc. hardwood flooring)	2[illegible]1	47	[illegible],382	3,892	275	70,100	4,696	243	63,427	2,537	481	82,070	[illegible],381	243	39,894
Hardwood flooring	7[illegible]4	116	2[illegible],[illegible]8	[illegible],242	695	167,312	3,745	359	[illegible]	3,082	667	116,019	[illegible],801	401	62,989
Plywood (softwood and hardwood)	6[illegible]4	112	[illegible],108	[illegible],929	649	164,119	4,175	361	91,89[illegible]	3,525	667	112,626	2,290	392	60,734
Other lumber products (inc. millwork)	[illegible],332	115	[illegible],8[illegible]	29,170	937	195,766	14,470	410	98,121	14,692	731	122,357	7,570	379	57,798
Building materials (exc. lumber products)	[illegible],184	121	[illegible]	30,716	754	144,161	26,248	460	106,482	26,552	778	127,844	12,035	418	64,238
Hardware	3,467	134	29,716	9,796	709	178,811	6,003	440	100,131	5,353	709	115,915	6,867	436	66,610
Paint, glass, wallpaper	1,367	128	[illegible],80	4,030	606	149,398	3,661	397	91,030	3,196	701	109,0[illegible]	3,590	416	62,704
Hay, grain, feed, farm and garden supplies	[illegible]	18	4,[illegible]1	[illegible],925	78	18,800	524	39	7,273	1,[illegible]8	43	9,[illegible]3	795	15	1,968
Farm equipment, implements, machinery	(1)	2	(x)	152	23	5,198	158	8	2,505	1,044	56	10,040	330	29	3,182
Coal, wood, fuel oil	[illegible],127	90	[illegible],120	15,651	326	85,499	5,359	149	36,900	13,399	566	88,578	1,380	175	21,656
Major household appliances	[illegible]	19	9,839	629	59	14,471	382	28	7,[illegible]	318	46	7,390	415	41	8,807
Housewares (inc. electric)	[illegible]	13	2,577	501	47	10,037	193	58	10,91[illegible]	115	40	6,905	184	47	8,158
Furniture, other home furnishings	[illegible]	[illegible]	1,156	65	15	5,127	33	6	969	12	9	2,221	8	6	1,179
Heating, plumbing, air-conditioning equipment	1,[illegible]	20	[illegible],077	1,152	75	21,154	748	71	13,406	407	19	4,681	380	36	7,626
Lighting, electrical supplies	[illegible]	[illegible]	[illegible],437	[illegible]	53	11,[illegible]	319	[illegible]	6,707	[illegible]8	15	2,71[illegible]	57	13	2,023
Other sales	1,06[illegible]	...	...	5,[illegible]4	...	...	2,787	...	...	1,090	...	...	1,284	...	...
Not analyzing merchandise line sales	...	...	...	1[illegible]	53	...	3,[illegible]	1[illegible]	...	5,[illegible]	[illegible]	...	6,544	28	...
Small single unit stores	[illegible]	[illegible]	...	[illegible]	235	...	6,327	161	...	7,952	143	...	7,660	159	...

Kind of business and merchandise line	KENTUCKY			LOUISIANA			MAINE			MARYLAND			MASSACHUSETTS		
	Merchandise line sales (Thousand dollars)	Number	Total sales (Thousand dollars)	Merchandise line sales (Thousand dollars)	Number	Total sales (Thousand dollars)	Merchandise line sales (Thousand dollars)	Number	Total sales (Thousand dollars)	Merchandise line sales (Thousand dollars)	Number	Total sales (Thousand dollars)	Merchandise line sales (Thousand dollars)	Number	Total sales (Thousand dollars)
Large stores and multiunits															
Analyzing merchandise line sales, total	[illegible]	[illegible]	...	[illegible]	[illegible]24	...	14,3[illegible]	[illegible]	...	43,387	115	...	101,560	[illegible]57	...
Softwood lumber	[illegible]	[illegible]	[illegible]	[illegible]	[illegible]	[illegible],40	[illegible]	[illegible]	13,[illegible]	18,117	107	3[illegible],5[illegible]	47,642	2[illegible]	94,900
Hardwood lumber (exc. hardwood flooring)	[illegible]	[illegible]	[illegible]	[illegible]	[illegible]	[illegible]3,484	176	1	[illegible]	[illegible],259	[illegible]	28,903	[illegible]	1[illegible]	52,600
Hardwood flooring	[illegible]	[illegible]	[illegible]	[illegible]	[illegible]	44,[illegible]	[illegible]	[illegible]	11,[illegible]11	3,1[illegible]	[illegible]	3[illegible]	[illegible],012	[illegible]	89,812
Plywood (softwood and hardwood)	[illegible]	[illegible]	[illegible]	[illegible]	[illegible]	[illegible]	[illegible]	[illegible]	[illegible]	1,611	[illegible]	31,586	4,255	203	83,159
Other lumber products (inc. millwork)	[illegible]	36	[illegible]	[illegible]	[illegible]	42,[illegible]	[illegible],009	[illegible]	1,[illegible]	[illegible]	40	[illegible]8	11,192	183	96,058
Building materials (exc. lumber products)	[illegible]	1	[illegible]	[illegible]	[illegible]	46,[illegible]	[illegible]	[illegible]	13,[illegible]	[illegible]	[illegible]	[illegible]	14,088	204	85,548
Hardware	[illegible]	16	[illegible]	[illegible]	[illegible]	46,108	[illegible]	[illegible]	1,[illegible]	[illegible],082	87	41,[illegible]	4,320	16[illegible]	71,081
Paint, glass, wallpaper	[illegible]	[illegible]	[illegible]	[illegible]	[illegible]	[illegible]	[illegible]	19	1,[illegible]	1,1[illegible]	7[illegible]	28,000	1,717	1[illegible]2	[illegible],136
Hay, grain, feed, farm and garden supplies	[illegible]	[illegible]	[illegible]	[illegible]	[illegible]	[illegible]	(1)	[illegible]	(x)	[illegible]	1[illegible]	[illegible]	1,089	1[illegible]	7,686
Farm equipment, implements, machinery	[illegible]	[illegible]	[illegible]	[illegible]	[illegible]	[illegible]	(1)	[illegible]	(x)	[illegible]	[illegible]	[illegible]	(1)	4	(x)
Coal, wood, fuel oil	[illegible]	[illegible]	[illegible]	[illegible]	11	[illegible]	[illegible]	[illegible]	1,[illegible]	780	[illegible]	8,31[illegible]	[illegible],868	[illegible]	11,918
Major household appliances	[illegible]	[illegible]	[illegible]	[illegible]	[illegible]	[illegible]	(1)	[illegible]	(x)	[illegible]01	[illegible]	[illegible]	[illegible]	[illegible]	16,662
Housewares (inc. electric)	[illegible]	[illegible]	[illegible]	[illegible]	[illegible]	[illegible]	(1)	[illegible]	(x)	[illegible]8	10	4,[illegible]	[illegible]0	11	4,287
Furniture, other home furnishings	[illegible]	[illegible]	[illegible]	[illegible]	[illegible]	[illegible]	(1)	[illegible]	(x)	(1)	[illegible]	(x)	70	[illegible]	2,384
Heating, plumbing, air-conditioning equipment	[illegible]	[illegible]	[illegible]	[illegible]	[illegible]	[illegible]	(1)	[illegible]	(x)	144	11	3,[illegible]	1,0[illegible]2	[illegible]	17,5[illegible]
Lighting, electrical supplies	[illegible]	[illegible]	[illegible]	[illegible]	[illegible]	[illegible]	(1)	[illegible]	(x)	[illegible]	10	3,[illegible]	[illegible]1	[illegible]6	15,1[illegible]
Other sales	[illegible]	...	...	[illegible]	...	...	3[illegible]8	...	...	71[illegible]	...	...	1,[illegible]	...	...
Not analyzing merchandise line sales	[illegible]	[illegible]	...	[illegible]	[illegible]	...	[illegible]	[illegible]	...	...	...	...	[illegible]	18	...
Small single unit stores	3,[illegible]	[illegible]	...	[illegible]	[illegible]	...	[illegible]	[illegible]	...	[illegible]	[illegible]	...	[illegible],598	[illegible]	...

Table 22D.—MERCHANDISE LINE SALES OF LARGE STORES AND MULTIUNITS—LUMBER, BUILDING, HARDWARE GROUP—KIND OF BUSINESS, BY STATE: 1948—Continued

[See text for explanatory material]

Kind of business and merchandise line	Merchandise line sales (Thousand dollars)	Stores reporting merchandise line: Number	Stores reporting merchandise line: Total sales (Thousand dollars)	Merchandise line sales (Thousand dollars)	Stores reporting merchandise line: Number	Stores reporting merchandise line: Total sales (Thousand dollars)	Merchandise line sales (Thousand dollars)	Stores reporting merchandise line: Number	Stores reporting merchandise line: Total sales (Thousand dollars)	Merchandise line sales (Thousand dollars)	Stores reporting merchandise line: Number	Stores reporting merchandise line: Total sales (Thousand dollars)	Merchandise line sales (Thousand dollars)	Stores reporting merchandise line: Number	Stores reporting merchandise line: Total sales (Thousand dollars)
LUMBER YARDS	MICHIGAN			MINNESOTA			MISSISSIPPI			MISSOURI			MONTANA		
Large stores and multiunits—															
Analyzing merchandise line sales, total	188,358	601	...	129,325	743	...	[illegible],297	118	...	[illegible]	[illegible]	...	25,813	[illegible]	...
Softwood lumber	94,166	581	182,164	54,767	737	127,690	10,392	112	23,804	43,485	504	89,228	[illegible],787	138	23,500
Hardwood lumber (exc. hardwood flooring)	5,862	257	93,607	2,845	454	77,058	554	38	8,593	1,910	194	33,509	1,127	103	17,128
Hardwood flooring	6,905	484	155,625	5,086	602	106,692	961	86	19,572	3,460	429	76,856	533	112	18,872
Plywood (softwood and hardwood)	5,524	457	145,848	3,255	571	101,262	766	85	20,196	3,072	415	74,562	2,099	114	17,714
Other lumber products (inc. millwork)	24,755	443	139,739	14,694	681	117,375	2,164	81	17,092	10,170	435	77,599	2,878	120	18,654
Building materials (exc. lumber products)	24,501	515	165,758	21,791	684	115,992	5,534	104	21,771	13,877	456	81,085	4,534	133	22,359
Hardware	5,636	431	128,706	8,359	629	105,374	1,146	92	20,641	7,160	469	80,918	2,459	143	25,171
Paint, glass, wallpaper	2,780	369	106,024	2,601	590	99,157	1,218	92	19,811	3,787	432	70,768	908	130	22,253
Hay, grain, feed, farm and garden supplies	1,350	42	10,737	792	12	3,313	149	7	1,486	225	16	2,628	27	5	1,486
Farm equipment, implements, machinery	410	21	5,202	761	58	9,847	(1)	2	(x)	217	26	3,063	498	23	4,763
Coal, wood, fuel oil	11,040	230	64,888	11,363	487	76,448	71	9	1,562	1,443	91	11,435	521	35	6,591
Major household appliances	274	25	6,152	388	43	7,152	225	13	3,027	373	67	10,563	103	15	2,532
Housewares (inc. electric)	112	20	7,132	124	36	6,728	46	10	2,165	285	44	7,668	53	16	2,796
Furniture, other home furnishings	75	10	2,660	166	13	4,336	81	17	3,345	66	15	3,260	27	11	1,284
Heating, plumbing, air-conditioning equipment	938	40	15,439	431	26	6,431	419	36	8,213	669	97	18,196	176	16	3,192
Lighting, electrical supplies	109	19	8,460	80	9	2,372	187	28	7,024	201	53	9,073	65	16	3,478
Other sales	3,921	...	...	3,322	...	...	984	...	...	1,[illegible]	...	...	1,018	...	...
Not analyzing merchandise line sales	6,129	25	...	4,632	45	...	1,013	5	...	2,682	17	...	72	1	...
Small single unit stores	10,908	207	...	7,224	124	...	2,126	44	...	8,033	170	...	2,069	44	...
	NEBRASKA			NEVADA			NEW HAMPSHIRE			NEW JERSEY			NEW MEXICO		
Large stores and multiunits—															
Analyzing merchandise line sales, total	62,215	379	...	5,986	18	...	11,349	42	...	130,768	365	...	24,356	102	...
Softwood lumber	29,341	372	61,429	2,925	18	5,986	4,970	42	11,349	57,915	332	119,948	10,660	101	24,256
Hardwood lumber (exc. hardwood flooring)	1,622	230	38,191	19	5	1,475	283	16	4,262	7,971	173	67,419	682	40	8,275
Hardwood flooring	1,428	266	46,434	34	8	2,781	468	37	10,265	5,808	267	96,151	742	83	19,397
Plywood (softwood and hardwood)	1,378	256	44,897	448	12	4,951	372	36	9,507	4,944	260	95,736	732	76	17,564
Other lumber products (inc. millwork)	4,510	260	47,095	568	10	4,686	1,097	33	9,287	17,668	254	91,898	1,480	67	16,211
Building materials (exc. lumber products)	7,569	302	48,903	678	11	3,387	2,832	40	11,056	16,773	284	105,791	4,442	93	21,246
Hardware	3,917	285	48,157	533	16	6,127	483	36	9,832	5,186	241	88,566	2,204	90	20,780
Paint, glass, wallpaper	1,545	273	45,109	159	12	4,968	241	32	9,201	2,449	178	60,124	990	80	18,356
Hay, grain, feed, farm and garden supplies	975	36	5,721	(1)	4	(x)	(1)	1	(x)	806	29	12,017	(1)	1	(x)
Farm equipment, implements, machinery	1,568	35	6,245	...	...	...	(1)	1	(x)	569	10	6,008	104	5	938
Coal, wood, fuel oil	5,901	312	48,871	186	7	1,419	343	6	3,080	7,891	96	41,171	22	6	1,175
Major household appliances	274	29	4,542	...	...	...	20	6	1,512	350	23	8,682	162	15	2,902
Housewares (inc. electric)	109	25	3,685	...	...	...	(1)	1	(x)	125	17	5,573	69	17	3,149
Furniture, other home furnishings	34	7	871	...	...	...	(1)	1	(x)	93	9	3,018	67	16	3,082
Heating, plumbing, air-conditioning equipment	51	17	1,853	(1)	1	(x)	94	6	1,159	1,116	29	9,618	259	25	4,208
Lighting, electrical supplies	53	8	1,299	(1)	3	(x)	(1)	4	(x)	152	16	4,732	21	13	1,955
Other sales	1,940	...	...	436	...	...	126	...	...	952	...	...	1,720	...	...
Not analyzing merchandise line sales	1,324	7	...	...	...	...	...	...	...	4,754	16	...	677	2	...
Small single unit stores	6,018	114	...	250	7	...	707	17	...	[illegible],128	108	...	1,448	36	...
	NEW YORK			NORTH CAROLINA			NORTH DAKOTA			OHIO			OKLAHOMA		
Large stores and multiunits—															
Analyzing merchandise line sales, total	222,954	750	...	52,623	148	...	31,334	239	...	[illegible]	[illegible]	...	[illegible]	528	...
Softwood lumber	112,205	710	212,737	24,874	143	51,507	14,049	235	31,064	[illegible]	584	[illegible]	41,586	515	[illegible]
Hardwood lumber (exc. hardwood flooring)	11,318	404	125,621	2,051	54	22,078	745	211	26,042	10,190	335	120,780	[illegible]	210	40,554
Hardwood flooring	8,719	566	173,427	2,532	107	41,312	613	201	27,41[illegible]	8,473	476	170,543	[illegible],592	444	81,606
Plywood (softwood and hardwood)	9,979	585	175,001	1,540	98	36,124	822	206	26,705	[illegible],821	473	166,626	[illegible],219	424	80,091
Other lumber products (inc. millwork)	29,660	532	163,431	[illegible],440	94	35,318	3,229	212	27,5[illegible]	[illegible],165	442	155,348	16,109	434	7[illegible],271
Building materials (exc. lumber products)	26,862	575	171,880	10,263	121	46,548	4,662	210	[illegible],545	18,770	486	155,95[illegible]	15,1[illegible]	489	90,254
Hardware	5,546	459	131,054	1,761	100	35,931	1,762	213	[illegible]	6,36[illegible]	457	148,22[illegible]	10,833	500	92,113
Paint, glass, wallpaper	3,967	390	116,525	1,261	79	30,155	738	199	[illegible]	[illegible]	413	125,044	5,751	481	89,551
Hay, grain, feed, farm and garden supplies	1,246	33	9,869	253	5	1,514	(1)	[illegible]	(x)	1,[illegible]	27	6,718	204	15	2,416
Farm equipment, implements, machinery	293	16	4,809	195	7	2,212	249	15	1,[illegible]	170	9	1,713	377	12	2,952
Coal, wood, fuel oil	7,927	156	46,346	390	15	4,872	2,066	99	14,314	3,527	116	34,421	145	30	2,385
Major household appliances	853	35	11,629	35	9	3,189	88	[illegible]	1,422	418	27	8,374	690	34	12,805
Housewares (inc. electric)	169	29	7,410	68	9	3,379	(1)	2	(x)	71	12	5,938	112	31	[illegible],678
Furniture, other home furnishings	294	28	8,212	54	6	4,141	22	28	2,824	[illegible]	11	3,502	471	39	14,19[illegible]
Heating, plumbing, air-conditioning equipment	400	38	9,773	45	7	1,853	44	[illegible]	1,068	772	44	12,500	1,241	58	16,696
Lighting, electrical supplies	83	16	5,045	50	7	3,252	(1)	2	(x)	17[illegible]	36	8,404	523	29	11,[illegible]
Other sales	3,343	...	...	711	...	...	2,24[illegible]	...	...	[illegible]	...	...	[illegible],310	...	...
Not analyzing merchandise line sales	6,053	25	...	540	1	...	1,717	[illegible]	...	4,[illegible]	11	...	4,136	[illegible]	...
Small single unit stores	19,695	390	...	2,633	42	...	[illegible]	[illegible]	...	[illegible]	[illegible]	...	[illegible]	140	...
	OREGON			PENNSYLVANIA			RHODE ISLAND			SOUTH CAROLINA			SOUTH DAKOTA		
Large stores and multiunits—															
Analyzing merchandise line sales, total	54,274	251	...	1[illegible],122	573	...	14,[illegible]	[illegible]	...	[illegible]	[illegible]	...	35,[illegible]	244	...
Softwood lumber	22,222	244	49,043	82,547	541	178,764	[illegible]	[illegible]	[illegible]	13,[illegible]	35	[illegible],800	14,414	244	35,[illegible]
Hardwood lumber (exc. hardwood flooring)	833	86	16,424	13,762	350	125,493	587	19	[illegible]	40[illegible]	[illegible]	[illegible],543	[illegible]	174	28,[illegible]
Hardwood flooring	1,943	182	37,409	6,629	431	14[illegible],351	613	33	[illegible]	[illegible]	[illegible]	22,[illegible]	[illegible]5	134	28,[illegible]
Plywood (softwood and hardwood)	6,596	214	46,602	[illegible],294	44[illegible]	14[illegible]	622	[illegible]	[illegible]	[illegible]	[illegible]	16,064	772	1[illegible]3	30,[illegible]
Other lumber products (inc. millwork)	4,933	190	40,313	24,323	440	149,135	1,242	[illegible]	[illegible]	[illegible]	65	17,[illegible]	[illegible],451	208	31,[illegible]
Building materials (exc. lumber products)	9,267	228	45,554	29,[illegible]31	46[illegible]	152,627	[illegible],086	30	11,[illegible]	[illegible]	[illegible]	1[illegible],520	6,[illegible]	212	3[illegible]
Hardware	3,481	217	45,340	5,816	395	127,324	612	[illegible]	[illegible],364	[illegible]	[illegible]	19,28[illegible]	[illegible]	208	29,[illegible]
Paint, glass, wallpaper	2,001	205	42,331	4,005	348	115,913	365	24	[illegible]	730	61	16,[illegible]	[illegible]75	210	31,1[illegible]
Hay, grain, feed, farm and garden supplies	39	6	1,434	1,724	45	13,696	(1)	4	(x)	(1)	1	(x)	[illegible]	[illegible]	[illegible]
Farm equipment, implements, machinery	(1)	4	(x)	203	12	3,922	(1)	[illegible]	(x)	(1)	[illegible]	(x)	265	35	4,5[illegible]
Coal, wood, fuel oil	557	34	7,689	7,664	142	56,81[illegible]	(1)	4	(x)	19[illegible]	[illegible]	[illegible]	[illegible],078	181	[illegible]
Major household appliances	403	23	6,788	362	26	9,809	(1)	2	(x)	(1)	2	(x)	161	19	[illegible]
Housewares (inc. electric)	277	18	5,493	113	22	7,522	(1)	2	(x)	(1)	1	(x)	35	1[illegible]	2,[illegible]
Furniture, other home furnishings	111	9	3,280	153	18	[illegible],082	...	...	...	(1)	1	(x)	(1)	1	(x)
Heating, plumbing, air-conditioning equipment	536	34	8,173	1,178	3	18,239	(1)	1	(x)	(1)	4	(x)	(1)	3	(x)
Lighting, electrical supplies	75	16	3,650	705	37	1[illegible],051	(1)	1	(x)	(1)	[illegible]	(x)	(1)	[illegible]	(x)
Other sales	1,000	...	...	4,908	...	...	[illegible]14	...	...	411	...	...	2,94[illegible]	...	...
Not analyzing merchandise line sales	...	...	...	7,319	33	...	[illegible],57[illegible]	4	...	[illegible]	[illegible]	...	[illegible],2[illegible]	[illegible]	...
Small single unit stores	2,697	61	...	13,00[illegible]	[illegible]	...	[illegible]	18	...	[illegible]	[illegible]	...	[illegible]	[illegible]	...

See footnotes at end of table.

Table 22D.—MERCHANDISE LINE SALES OF LARGE STORES AND MULTIUNITS—LUMBER, BUILDING, HARDWARE GROUP—KIND OF BUSINESS, BY STATE: 1948—Continued

[See text for explanatory material]

LUMBER YARDS

Kind of business and merchandise line	TENNESSEE Merchandise line sales (Thousand dollars)	TENNESSEE Stores reporting: Number	TENNESSEE Stores reporting: Total sales (Thousand dollars)	TEXAS Merchandise line sales (Thousand dollars)	TEXAS Stores reporting: Number	TEXAS Stores reporting: Total sales (Thousand dollars)	UTAH Merchandise line sales (Thousand dollars)	UTAH Stores reporting: Number	UTAH Stores reporting: Total sales (Thousand dollars)
Large stores and multiunits									
Analyzing merchandise line sales, total	[illegible]	[illegible]	...	237,[illegible]	1,[illegible]	...	20,440	92	...
Softwood lumber	[illegible]	[illegible]	[illegible]	[illegible]	1,44[illegible]	427,[illegible]	9,201	91	20,160
Hardwood lumber (exc. hardwood flooring)	[illegible]	[illegible]	[illegible]	[illegible]	[illegible]	141,590	25[illegible]	48	10,584
Hardwood flooring	[illegible]	[illegible]	[illegible]	[illegible]	1,2[illegible]	201,[illegible]	394	78	16,84[illegible]
Plywood (softwood and hardwood)	[illegible]	132	[illegible]	[illegible]	1,230	289,52[illegible]	641	67	14,601
Other lumber products (inc. millwork)	[illegible]	[illegible]	40,[illegible]	34,[illegible]	1,1[illegible]	27[illegible],00[illegible]	1,[illegible]38	67	15,353
Building materials (exc. lumber products)	[illegible]	15[illegible]	[illegible]	48,0[illegible]	1,26[illegible]	28[illegible],[illegible]76	3,190	75	16,460
Hardware	[illegible]	140	[illegible]	19,[illegible]	1,[illegible]	298,16[illegible]	[illegible],356	84	14,207
Paint, glass, wallpaper	[illegible]	13[illegible]	[illegible]	17,318	1,325	298,[illegible]	762	77	17,178
Hay, grain, feed, farm and garden supplies	[illegible]	[illegible]	[illegible]	58[illegible]	2[illegible]	9,404	87	7	1,570
Farm equipment, implements, machinery	(1)	1	[illegible]	717	71	14,[illegible]	(1)	4	(x)
Coal, wood, fuel oil	[illegible]	13	4,[illegible]	61	13	2,031	393	20	4,3[illegible]5
Major household appliances	[illegible]	16	[illegible]	[illegible],407	167	43,731	293	27	6,194
Housewares (inc. electric)	[illegible]	14	[illegible]	431	142	32,3[illegible]	74	23	4,126
Furniture, other home furnishings	[illegible]	13	[illegible]	356	216	40,369	(1)	4	(x)
Heating, plumbing, air conditioning equipment	[illegible]	23	[illegible]	[illegible],653	374	70,[illegible]	407	34	7,980
Lighting, electrical supplies	[illegible]	13	[illegible]	[illegible]	292	54,[illegible]87	152	38	7,298
Other sales	1,[illegible]	...	...	15,841	...	...	703	...	...
Not analyzing merchandise line sales	[illegible]	6	...	27,176	147	...	296	3	...
Small single unit stores	[illegible]	88	...	25,779	537	...	[illegible],244	44	...

Kind of business and merchandise line	VERMONT Merchandise line sales (Thousand dollars)	VERMONT Stores reporting: Number	VERMONT Stores reporting: Total sales (Thousand dollars)	VIRGINIA Merchandise line sales (Thousand dollars)	VIRGINIA Stores reporting: Number	VIRGINIA Stores reporting: Total sales (Thousand dollars)
Large stores and multiunits						
Analyzing merchandise line sales, total	4,3[illegible]0	20	...	46,903	145	...
Softwood lumber	2,021	19	4,824	17,181	138	45,298
Hardwood lumber (exc. hardwood flooring)	39	9	1,992	1,524	80	29,024
Hardwood flooring	46	15	3,199	[illegible],479	127	43,241
Plywood (softwood and hardwood)	198	17	4,410	1,4[illegible]	115	38,987
Other lumber products (inc. millwork)	541	15	3,743	8,724	120	41,626
Building materials (exc. lumber products)	1,[illegible]01	19	4,824	9,565	127	42,550
Hardware	144	17	4,388	1,640	104	32,744
Paint, glass, wallpaper	189	13	3,42[illegible]	1,327	95	28,631
Hay, grain, feed, farm and garden supplies	(1)	1	(x)	307	8	3,535
Farm equipment, implements, machinery	(1)	2	(x)	(1)	4	(x)
Coal, wood, fuel oil	(1)	4	(x)	807	24	7,900
Major household appliances	(1)	1	(x)	241	15	4,461
Housewares (inc. electric)	(1)	1	(x)	63	12	3,676
Furniture, other home furnishings	(1)	2	(x)	181	6	2,488
Heating, plumbing, air conditioning equipment	(1)	1	(x)	299	27	8,261
Lighting, electrical supplies	(1)	1	(x)	126	21	6,403
Other sales	511	...	...	983	...	...
Not analyzing merchandise line sales	...	...	...	191	1	...
Small single unit stores	531	8	...	703	19	...

Kind of business and merchandise line	WASHINGTON Merchandise line sales (Thousand dollars)	WASHINGTON Stores reporting: Number	WASHINGTON Stores reporting: Total sales (Thousand dollars)	WEST VIRGINIA Merchandise line sales (Thousand dollars)	WEST VIRGINIA Stores reporting: Number	WEST VIRGINIA Stores reporting: Total sales (Thousand dollars)
Large stores and multiunits—						
Analyzing merchandise line sales, total	[illegible],438	304	...	26,487	75	...
Softwood lumber	[illegible]	294	5[illegible],796	10,891	74	26,364
Hardwood lumber (exc. hardwood flooring)	1,[illegible]19	100	20,063	[illegible],147	58	21,343
Hardwood flooring	[illegible]	177	35,986	1,452	63	23,247
Plywood (softwood and hardwood)	4,[illegible]73	211	42,[illegible]	422	63	23,[illegible]
Other lumber products (inc. millwork)	4,[illegible]	176	30,4[illegible]7	[illegible]	56	21,543
Building materials (exc. lumber products)	[illegible]	260	48,[illegible]	[illegible],571	65	23,490
Hardware	[illegible]	282	53,[illegible]26	[illegible],382	62	23,607
Paint, glass, wallpaper	[illegible],1[illegible]	251	[illegible],21[illegible]	[illegible]37	60	23,021
Hay, grain, feed, farm and garden supplies	12[illegible]	11	2,831	(1)	3	(x)
Farm equipment, implements, machinery	907	16	[illegible],727	111	5	1,934
Coal, wood, fuel oil	1,[illegible]20	37	13,706	(1)	4	(x)
Major household appliances	563	35	3,[illegible]17	202	11	3,338
Housewares (inc. electric)	142	27	5,431	81	6	2,309
Furniture, other home furnishings	78	10	2,811	44	8	1,736
Heating, plumbing, air-conditioning equipment	[illegible]5	33	7,[illegible]	[illegible]15	18	4,880
Lighting, electrical supplies	[illegible]2	41	9,[illegible]	125	17	4,864
Other sales	[illegible]	...	...	748	...	...
Not analyzing merchandise line sales	...	...	...	1,[illegible]33	3	...
Small single unit stores	[illegible]	[illegible]	...	844	22	...

Kind of business and merchandise line	WISCONSIN Merchandise line sales (Thousand dollars)	WISCONSIN Stores reporting: Number	WISCONSIN Stores reporting: Total sales (Thousand dollars)	WYOMING Merchandise line sales (Thousand dollars)	WYOMING Stores reporting: Number	WYOMING Stores reporting: Total sales (Thousand dollars)
Large stores and multiunits—						
Analyzing merchandise line sales, total	127,177	591	...	16,874	79	...
Softwood lumber	49,597	570	120,197	7,431	78	16,624
Hardwood lumber (exc. hardwood flooring)	4,721	280	58,403	143	38	9,037
Hardwood flooring	4,481	506	109,[illegible]	497	67	14,037
Plywood (softwood and hardwood)	[illegible],346	493	103,728	326	61	13,037
Other lumber products (inc. millwork)	10,843	526	11[illegible],41[illegible]	1,540	61	13,355
Building materials (exc. lumber products)	21,318	535	112,33[illegible]	2,[illegible]01	70	15,419
Hardware	5,[illegible]	472	99,786	1,784	70	15,752
Paint, glass, wallpaper	[illegible],703	430	88,925	716	67	14,876
Hay, grain, feed, farm and garden supplies	2,[illegible]	59	14,187	(1)	2	(x)
Farm equipment, implements, machinery	310	25	5,324	348	11	2,644
Coal, wood, fuel oil	19,712	430	85,[illegible]	109	15	2,923
Major household appliances	251	25	4,791	137	15	2,596
Housewares (inc. electric)	72	17	3,343	33	14	2,387
Furniture, other home furnishings	131	10	2,089	53	6	1,672
Heating, plumbing, air-conditioning equipment	450	37	8,243	133	13	2,953
Lighting, electrical supplies	107	15	4,488	33	13	2,481
Other sales	[illegible],892	...	...	510	...	...
Not analyzing merchandise line sales	3,235	12	...	...	...	...
Small single unit stores	5,862	106	...	524	12	...

See footnotes at end of table.

Table 22D.—MERCHANDISE LINE SALES OF LARGE STORES AND MULTIUNITS—LUMBER, BUILDING, HARDWARE GROUP—KIND OF BUSINESS, BY STATE: 1948—Continued

[See text for explanatory material]

BUILDING MATERIAL DEALERS

Kind of business and merchandise line	ALABAMA Merchandise line sales (Thousand dollars)	ALABAMA Stores reporting: Number	ALABAMA Stores reporting: Total sales (Thousand dollars)	ARIZONA Merchandise line sales (Thousand dollars)	ARIZONA Stores reporting: Number	ARIZONA Stores reporting: Total sales (Thousand dollars)	ARKANSAS Merchandise line sales (Thousand dollars)	ARKANSAS Stores reporting: Number	ARKANSAS Stores reporting: Total sales (Thousand dollars)
Large stores and multiunits									
Analyzing merchandise line sales, total	11,[illegible]1	5[illegible]	...	[illegible]	11	...	[illegible],506	13	...
Building materials (exc. lumber products)	[illegible],146	5[illegible]	[illegible]1,6[illegible]1	3,33[illegible]	11	7,244	1,319	13	[illegible],506
Softwood lumber	1,[illegible]	[illegible]2	[illegible],[illegible]41	[illegible]14	7	4,292	(1)	4	(x)
Hardwood lumber (exc. hardwood flooring)	[illegible]	1[illegible]	[illegible]	[illegible]	4	(x)	...	...	...
Hardwood flooring	[illegible]	[illegible]	[illegible]	[illegible]	4	(x)	(1)	[illegible]	(x)
Plywood (softwood and hardwood)	[illegible]	21	[illegible]	(1)	4	(x)	(1)	4	(x)
Other lumber products (inc. millwork)	[illegible]1	18	[illegible]	1,[illegible]	6	4,1[illegible]1	117	5	[illegible]
Hardware	[illegible]	31	[illegible],10[illegible]	[illegible]	[illegible]	5,250	148	3	1,[illegible]
Paint, glass, wallpaper	571	[illegible]	[illegible]	[illegible]	[illegible]	[illegible]	121	[illegible]	1,6[illegible]
Hay, grain, feed, farm and garden supplies	[illegible]	4	[illegible]	...	...	...	(1)	1	(x)
Farm equipment, implements, machinery	57	5	[illegible]	(1)	1	(x)	(1)	4	(x)
Coal, wood, fuel oil	(1)	[illegible]	(x)	...	...	...	(1)	[illegible]	(x)
Major household appliances	[illegible]64	17	[illegible]	(1)	1	(x)	1[illegible]5	6	1,[illegible]
Housewares (inc. electric)	19[illegible]	8	1,3[illegible]	(1)	[illegible]	(x)	[illegible]7	4	1,0[illegible]
Furniture, other home furnishings	[illegible]	[illegible]	8[illegible]	(1)	1	(x)	(1)	3	(x)
Heating, plumbing, air-conditioning equipment	[illegible]11	1[illegible]	[illegible]	(1)	[illegible]	(x)	50	[illegible]	[illegible]08
Lighting, electrical supplies	11[illegible]	[illegible]	[illegible]	[illegible]	4	(x)	3[illegible]	5	[illegible]
Other sales	[illegible]	...	...	[illegible],[illegible]11	...	...	55[illegible]	...	...
Not analyzing merchandise line sales	[illegible]		...	...	...	...	307	3	...
Small single unit stores	[illegible]	[illegible]	...	[illegible]	1[illegible]	...	1,[illegible]	[illegible]	...

Kind of business and merchandise line	CALIFORNIA Merchandise line sales (Thousand dollars)	CALIFORNIA Stores reporting: Number	CALIFORNIA Stores reporting: Total sales (Thousand dollars)	COLORADO Merchandise line sales (Thousand dollars)	COLORADO Stores reporting: Number	COLORADO Stores reporting: Total sales (Thousand dollars)
Large stores and multiunits						
Analyzing merchandise line sales, total	[illegible]	203	...	8,473	19	...
Building materials (exc. lumber products)	5[illegible],657	203	67,688	6,224	19	8,473
Softwood lumber	1,[illegible]00	20	4,413	(1)	2	(x)
Hardwood lumber (exc. hardwood flooring)	[illegible]	[illegible]	1,529	(1)	3	(x)
Hardwood flooring	1,[illegible]	12	3,587	(1)	4	(x)
Plywood (softwood and hardwood)	[illegible]	1[illegible]	3,[illegible]75	(1)	3	(x)
Other lumber products (inc. millwork)	[illegible]10	1[illegible]	3,188	(1)	3	(x)
Hardware	1,[illegible]	42	12,132	3[illegible]1	5	2,065
Paint, glass, wallpaper	3[illegible]	3[illegible]	8,731	(1)	3	(x)
Hay, grain, feed, farm and garden supplies	[illegible]	[illegible]	2,[illegible]	...	...	...
Farm equipment, implements, machinery	(1)	4	(x)	...	...	...
Coal, wood, fuel oil	5[illegible]	10	5,41[illegible]	1,1[illegible]	5	3,465
Major household appliances	1[illegible]1	11	1,514	(1)	1	(x)
Housewares (inc. electric)	[illegible]	9	1,37[illegible]	(1)	1	(x)
Furniture, other home furnishings	[illegible]	6	1,00[illegible]	...	...	...
Heating, plumbing, air-conditioning equipment	411	11	3,[illegible]7	(1)	2	(x)
Lighting, electrical supplies	1[illegible]	13	2,211	...	...	...
Other sales	1,[illegible]	...	...	764	...	...
Not analyzing merchandise line sales	[illegible]	7	...	...	...	...
Small single unit stores	1[illegible],439	[illegible]	...	800	17	...

[illegible]

Table 22D.—MERCHANDISE LINE SALES OF LARGE STORES AND MULTIUNITS—LUMBER, BUILDING, HARDWARE GROUP—KIND OF BUSINESS, BY STATE: 1948—Continued

[See text for explanatory material]

Kind of business and merchandise line	Merchandise line sales (Thousand dollars)	Stores reporting merchandise line: Number	Stores reporting merchandise line: Total sales (Thousand dollars)	Merchandise line sales (Thousand dollars)	Stores reporting merchandise line: Number	Stores reporting merchandise line: Total sales (Thousand dollars)	Merchandise line sales (Thousand dollars)	Stores reporting merchandise line: Number	Stores reporting merchandise line: Total sales (Thousand dollars)	Merchandise line sales (Thousand dollars)	Stores reporting merchandise line: Number	Stores reporting merchandise line: Total sales (Thousand dollars)	Merchandise line sales (Thousand dollars)	Stores reporting merchandise line: Number	Stores reporting merchandise line: Total sales (Thousand dollars)
BUILDING MATERIAL DEALERS	CONNECTICUT			DELAWARE			DISTRICT OF COLUMBIA			FLORIDA			GEORGIA		
Large stores and multiunits—															
Analyzing merchandise line sales, total	16,645	40	...	2,413	11	...	8,965	13	...	13,352	55	...	13,903	55	...
Building materials (exc. lumber products)	10,381	40	16,645	1,324	11	2,413	7,049	13	8,965	8,717	55	13,352	7,769	55	13,903
Softwood lumber	1,027	12	8,613	([1])	4	(x)	...	...	...	937	19	4,775	1,191	23	6,554
Hardwood lumber (exc. hardwood flooring)	121	7	6,479	([1])	2	(x)	...	...	...	77	10	2,732	40	6	1,446
Hardwood flooring	302	8	7,556	([1])	4	(x)	...	...	...	149	14	3,431	321	22	6,342
Plywood (softwood and hardwood)	334	7	6,697	([1])	4	(x)	...	...	...	433	18	5,615	283	22	6,[illegible]
Other lumber products (inc. millwork)	1,131	7	5,924	256	5	1,761	([1])	1	(x)	237	15	[illegible]	594	21	6,[illegible]
Hardware	745	13	9,973	([1])	4	(x)	([1])	2	(x)	1,029	27	7,521	677	35	8,612
Paint, glass, wallpaper	447	11	8,134	([1])	4	(x)	([1])	1	(x)	[illegible]	26	7,0[illegible]	1,199	4[illegible]	10,148
Hay, grain, feed, farm and garden supplies	250	7	2,492	([1])	2	(x)	([1])	2	(x)	([1])	1	(x)	166	5	1,3[illegible]7
Farm equipment, implements, machinery	([1])	2	(x)	...	...	...	...	...	...	([1])	2	(x)	273	10	[illegible],692
Coal, wood, fuel oil	1,025	9	3,568	([1])	3	(x)	([1])	3	(x)	([1])	1	(x)	470	13	2,699
Major household appliances	194	6	6,56[illegible]	...	...	...	([1])	1	(x)	152	13	3,144	406	8	2,780
Housewares (inc. electric)	([1])	3	(x)	...	...	...	([1])	1	(x)	35	7	1,[illegible]	8	5	447
Furniture, other home furnishings	...	...	...	...	...	...	...	...	...	([1])	2	(x)	18	5	696
Heating, plumbing, air-conditioning equipment	([1])	1	(x)	([1])	1	(x)	...	...	...	176	12	2,944	68	11	2,377
Lighting, electrical supplies	([1])	1	(x)	...	...	...	([1])	1	(x)	32	6	1,192	125	7	1,943
Other sales	648	...	...	833	...	...	1,316	...	...	539	...	...	305	...	...
Not analyzing merchandise line sales	794	3	...	...	...	...	...	...	...	...	...	...	1,760	3	...
Small single unit stores	1,228	28	...	498	10	...	134	4	...	2,438	66	...	4,083	94	...
	ILLINOIS			INDIANA			IOWA			KANSAS			KENTUCKY		
Large stores and multiunits—															
Analyzing merchandise line sales, total	45,122	137	...	19,303	79	...	10,076	40	...	7,974	44	...	12,685	42	...
Building materials (exc. lumber products)	31,794	137	45,122	12,611	79	19,303	6,633	40	10,076	4,077	44	7,974	6,725	42	12,685
Softwood lumber	1,610	26	6,972	1,456	22	6,926	682	14	2,796	942	25	3,921	1,439	12	5,082
Hardwood lumber (exc. hardwood flooring)	593	12	4,615	26	6	2,586	31	10	1,94[illegible]	([1])	4	(x)	([1])	4	(x)
Hardwood flooring	457	20	5,962	156	21	6,285	70	15	3,079	46	23	3,829	174	15	5,530
Plywood (softwood and hardwood)	227	18	5,300	200	20	6,136	48	12	2,469	51	25	3,134	109	13	4,749
Other lumber products (inc millwork)	754	24	7,102	901	18	5,604	[illegible]	12	2,[illegible]33	652	28	4,119	562	13	5,056
Hardware	1,503	40	10,597	632	25	7,199	644	14	3,145	502	29	5,751	425	20	6,774
Paint, glass, wallpaper	538	29	8,889	256	23	6,847	181	15	3,210	176	24	5,736	208	17	6,329
Hay, grain, feed, farm and garden supplies	930	11	3,201	154	6	434	([1])	1	(x)	([1])	1	(x)	338	6	1,530
Farm equipment, implements, machinery	312	9	3,902	342	7	1,744	...	...	...	([1])	2	(x)	([1])	2	(x)
Coal, wood, fuel oil	4,039	50	17,377	1,571	24	7,130	1,198	22	5,592	546	10	2,203	608	10	3,452
Major household appliances	129	11	3,182	72	6	2,897	...	...	...	171	6	1,421	([1])	4	(x)
Housewares (inc. electric)	45	8	1,762	([1])	4	(x)	...	...	...	([1])	4	(x)	([1])	3	(x)
Furniture, other home furnishings	([1])	3	(x)	([1])	3	(x)	...	...	...	([1])	2	(x)	([1])	3	(x)
Heating, plumbing, air-conditioning equipment	179	12	3,536	([1])	3	(x)	([1])	1	(x)	([1])	3	(x)	643	6	3,423
Lighting, electrical supplies	179	9	4,311	([1])	4	(x)	...	...	...	([1])	3	(x)	216	8	4,571
Other sales	1,334	...	...	966	...	...	293	...	...	1,311	...	...	1,238	...	...
Not analyzing merchandise line sales	743	3	...	490	2	...	...	...	...	...	...	...	457	2	...
Small single unit stores	4,237	113	...	4,375	96	...	1,988	44	...	3,174	90	...	2,272	58	...
	LOUISIANA			MAINE			MARYLAND			MASSACHUSETTS			MICHIGAN		
Large stores and multiunits—															
Analyzing merchandise line sales, total	18,366	38	...	4,110	17	...	12,595	30	...	16,650	58	...	40,077	125	...
Building materials (exc. lumber products)	13,234	38	18,366	2,910	17	4,110	6,615	30	12,595	13,774	58	16,650	25,865	125	40,077
Softwood lumber	2,321	19	11,569	339	6	2,318	2,435	11	5,769	820	12	2,269	3,306	30	9,850
Hardwood lumber (exc. hardwood flooring)	256	8	2,595	([1])	4	(x)	107	4	1,912	61	7	1,545	517	20	7,788
Hardwood flooring	143	14	9,438	([1])	4	(x)	155	9	5,085	52	8	1,318	487	26	8,805
Plywood (softwood and hardwood)	329	16	9,505	48	5	2,116	76	9	4,711	100	13	2,986	181	23	7,292
Other lumber products (inc millwork)	596	14	10,285	99	6	2,095	715	10	5,266	255	10	2,008	2,292	26	9,235
Hardware	423	20	11,483	256	9	2,869	538	16	7,190	237	16	3,073	1,002	28	9,006
Paint, glass, wallpaper	432	19	11,084	110	11	2,964	240	14	6,826	192	14	3,102	409	29	9,237
Hay, grain, feed, farm and garden supplies	([1])	3	(x)	...	...	...	232	7	2,790	([1])	2	(x)	599	9	3,158
Farm equipment, implements, machinery	...	...	...	...	...	...	([1])	2	(x)	([1])	1	(x)	([1])	4	(x)
Coal, wood, fuel oil	([1])	3	(x)	([1])	2	(x)	992	9	4,067	624	6	1,761	4,449	47	17,738
Major household appliances	54	5	1,211	([1])	4	(x)	89	5	1,590	([1])	2	(x)	([1])	3	(x)
Housewares (inc. electric)	75	5	1,417	([1])	3	(x)	69	6	2,973	([1])	3	(x)	([1])	4	(x)
Furniture, other home furnishings	([1])	2	(x)	([1])	1	(x)	([1])	1	(x)	([1])	1	(x)	([1])	2	(x)
Heating, plumbing, air-conditioning equipment	135	6	1,896	82	5	2,154	([1])	3	(x)	([1])	3	(x)	93	6	3,879
Lighting, electrical supplies	([1])	3	(x)	([1])	4	(x)	([1])	3	(x)	([1])	4	(x)	([1])	2	(x)
Other sales	379	...	...	666	...	...	332	...	...	535	...	...	887	...	...
Not analyzing merchandise line sales	154	1	...	...	...	...	...	...	...	105	1	...	389	1	...
Small single unit stores	2,715	63	...	1,233	29	...	931	23	...	2,428	62	...	5,818	151	...
	MINNESOTA			MISSISSIPPI			MISSOURI			NEBRASKA			NEW HAMPSHIRE		
Large stores and multiunits—															
Analyzing merchandise line sales, total	9,865	33	...	5,360	28	...	17,035	58	...	4,645	17	...	1,847	10	...
Building materials (exc. lumber products)	7,707	33	9,865	3,223	28	5,360	13,916	58	17,035	3,463	17	4,645	1,024	10	1,847
Softwood lumber	633	10	2,216	938	16	3,386	648	19	2,836	583	9	1,900	514	6	1,448
Hardwood lumber (exc. hardwood flooring)	([1])	2	(x)	([1])	3	(x)	71	11	2,034	([1])	3	(x)	7	5	775
Hardwood flooring	[illegible]	6	1,737	56	13	2,689	88	15	2,610	39	7	1,547	64	6	1,443
Plywood (softwood and hardwood)	42	7	1,885	65	13	2,393	73	18	2,426	15	5	1,082	47	5	1,373
Other lumber products (inc millwork)	602	7	2,110	210	9	1,773	238	18	2,240	101	7	1,547	146	6	776
Hardware	151	8	1,943	311	19	3,539	373	21	3,226	88	9	1,766	22	5	1,318
Paint, glass, wallpaper	50	7	1,772	193	19	3,732	126	17	2,233	55	9	1,766	19	5	1,318
Hay, grain, feed, farm and garden supplies	([1])	1	(x)	([1])	3	(x)	([1])	3	(x)	...	...	...	...	...	...
Farm equipment, implements, machinery	([1])	1	(x)	128	5	837	...	...	...	([1])	1	(x)	...	...	...
Coal, wood, fuel oil	354	6	915	([1])	3	(x)	569	11	3,965	143	7	1,415	...	...	...
Major household appliances	([1])	1	(x)	([1])	4	(x)	([1])	3	(x)	...	...	...	([1])	1	(x)
Housewares (inc. electric)	([1])	1	(x)	([1])	4	(x)	([1])	2	(x)	...	...	...	...	...	...
Furniture, other home furnishings	([1])	1	(x)	([1])	4	(x)	([1])	2	(x)	([1])	1	(x)	...	...	...
Heating, plumbing, air-conditioning equipment	([1])	1	(x)	([1])	2	(x)	76	7	1,305	([1])	1	(x)	...	...	...
Lighting, electrical supplies	...	...	...	6	5	706	([1])	3	(x)	...	...	...	...	...	...
Other sales	273	...	...	230	...	...	257	...	...	152	...	...	4	...	...
Not analyzing merchandise line sales	520	4	...	145	1	...	...	...	...	...	...	...	...	...	...
Small single unit stores	1,337	29	...	1,473	41	...	2,219	60	...	912	17	...	102	4	...

See footnotes at end of table.

Table 22D.—MERCHANDISE LINE SALES OF LARGE STORES AND MULTIUNITS—LUMBER, BUILDING, HARDWARE GROUP—KIND OF BUSINESS, BY STATE: 1948—Continued

[See text for explanatory material]

Column heads for each state: Merchandise line sales (Thousand dollars); Stores reporting merchandise line: Number; Total sales (Thousand dollars).

BUILDING MATERIAL DEALERS

Kind of business and merchandise line	NEW JERSEY Merchandise line sales	Number	Total sales	NEW MEXICO Merchandise line sales	Number	Total sales	NEW YORK Merchandise line sales	Number	Total sales	NORTH CAROLINA Merchandise line sales	Number	Total sales	OHIO Merchandise line sales	Number	Total sales
Large stores and multiunits:															
Analyzing merchandise line sales, total	[illegible]	[illegible]	...	2,683	10	...	49,288	167	...	18,976	60	...	72,807	224	...
Building materials (exc. lumber products)	[illegible]	[illegible]	[illegible]	1,092	10	2,698	38,044	167	49,288	12,633	60	18,976	52,278	213	68,499
Softwood lumber	[illegible]	[illegible]	[illegible]	314	5	1,359	1,641	37	9,630	1,604	25	7,801	1,753	24	5,754
Hardwood lumber (exc. hardwood flooring)	[illegible]	[illegible]	[illegible]	(1)	3	(x)	249	20	4,403	93	9	2,278	117	11	3,178
Hardwood flooring	[illegible]	[illegible]	[illegible]	233	5	1,668	166	24	5,825	146	15	4,363	123	14	3,668
Plywood (softwood and hardwood)	[illegible]	[illegible]	[illegible]	79	5	1,122	192	25	6,726	155	21	5,728	64	14	3,619
Other lumber products (inc. millwork)	[illegible]	[illegible]	[illegible]	114	5	1,275	1,783	29	8,247	684	24	7,044	4,245	24	8,331
Hardware	[illegible]	[illegible]	[illegible]	381	9	2,567	674	41	8,785	1,108	44	13,489	1,225	31	8,760
Paint, glass, wallpaper	[illegible]	[illegible]	[illegible]	197	8	2,179	584	36	7,772	1,163	42	11,948	290	31	8,182
Hay, grain, feed, farm and garden supplies	(1)	[illegible]	(x)	(1)	1	(x)	380	9	2,171	120	5	688	769	16	5,652
Farm equipment, implements, machinery	...	...	...	...	...	...	(1)	4	(x)	(1)	3	(x)	(1)	1	(x)
Coal, wood, fuel oil	1,[illegible]	17	[illegible]	(1)	1	(x)	3,698	37	12,982	499	12	5,238	9,812	118	45,278
Major household appliances	(1)	3	(x)	(1)	2	(x)	223	9	2,303	56	8	1,419	109	5	1,452
Housewares (inc. electric)	(1)	[illegible]	(x)	(1)	2	(x)	(1)	2	(x)	79	8	1,747	(1)	3	(x)
Furniture, other home furnishings	(1)	[illegible]	(x)	(1)	2	(x)	27	6	1,377	45	6	1,267	50	5	621
Heating, plumbing, air-conditioning equipment	(1)	[illegible]	(x)	(1)	4	(x)	163	6	1,676	97	6	1,121	167	14	4,699
Lighting, electrical supplies	(1)	1	(x)	(1)	1	(x)	45	7	1,555	35	7	1,076	182	8	1,613
Other sales	[illegible]	...	...	283	...	...	1,414	...	...	409	...	...	1,620	...	...
Not analyzing merchandise line sales	[illegible]	3	...	...	...	...	850	7	...	...	...	...	503	3	...
Small single unit stores	[illegible]	[illegible]	...	772	19	...	7,716	170	...	3,109	74	...	8,566	194	...

Kind of business and merchandise line	OKLAHOMA Merchandise line sales	Number	Total sales	OREGON Merchandise line sales	Number	Total sales	PENNSYLVANIA Merchandise line sales	Number	Total sales	SOUTH CAROLINA Merchandise line sales	Number	Total sales	TENNESSEE Merchandise line sales	Number	Total sales
Large stores and multiunits—															
Analyzing merchandise line sales, total	1,939	11	...	6,233	29	...	39,773	154	...	7,157	24	...	15,338	32	...
Building materials (exc. lumber products)	[illegible]	11	1,939	4,117	29	6,233	30,192	154	39,773	4,010	24	7,157	12,328	32	15,338
Softwood lumber	[illegible]	7	1,157	500	11	2,499	1,797	28	9,144	820	12	3,590	1,398	15	4,964
Hardwood lumber (exc. hardwood flooring)	(1)	1	(x)	(1)	4	(x)	336	19	5,332	15	5	1,762	101	6	2,490
Hardwood flooring	[illegible]	7	1,157	27	5	1,418	470	25	8,407	60	13	3,447	163	15	5,043
Plywood (softwood and hardwood)	[illegible]	6	564	182	11	2,239	190	23	8,947	63	13	3,575	68	14	3,998
Other lumber products (inc. millwork)	[illegible]	[illegible]	564	154	7	1,517	1,941	30	9,042	711	14	4,512	85	8	1,862
Hardware	[illegible]	7	1,157	368	19	3,376	629	32	12,321	408	17	5,035	111	12	2,858
Paint, glass, wallpaper	[illegible]	[illegible]	564	284	20	3,728	487	33	9,340	332	16	5,571	270	20	7,472
Hay, grain, feed, farm and garden supplies	...	...	...	359	6	1,161	598	9	2,186	(1)	2	(x)	...	...	...
Farm equipment, implements, machinery	...	...	...	...	...	...	(1)	1	(x)	(1)	4	(x)	...	...	...
Coal, wood, fuel oil	...	...	...	(1)	2	(x)	2,000	43	13,248	240	5	1,499	(1)	2	(x)
Major household appliances	(1)	1	(x)	(1)	2	(x)	(1)	2	(x)	(1)	2	(x)	(1)	3	(x)
Housewares (inc. electric)	(1)	1	(x)	(1)	1	(x)	163	5	1,053	(1)	3	(x)	(1)	2	(x)
Furniture, other home furnishings	(1)	1	(x)	(1)	1	(x)	(1)	3	(x)	(1)	2	(x)	...	...	...
Heating, plumbing, air-conditioning equipment	...	...	...	(1)	2	(x)	95	8	2,554	(1)	3	(x)	(1)	4	(x)
Lighting, electrical supplies	(1)	1	(x)	(1)	4	(x)	(1)	1	(x)	(1)	4	(x)	(1)	3	(x)
Other sales	75	...	...	242	...	...	975	...	...	498	...	...	814	...	...
Not analyzing merchandise line sales	135	1	...	...	...	...	2,349	11	...	100	1	...	697	2	...
Small single unit stores	[illegible]	51	...	3,100	69	...	8,466	180	...	1,675	34	...	3,814	86	...

Kind of business and merchandise line	TEXAS Merchandise line sales	Number	Total sales	VERMONT Merchandise line sales	Number	Total sales	VIRGINIA Merchandise line sales	Number	Total sales	WASHINGTON Merchandise line sales	Number	Total sales	WEST VIRGINIA Merchandise line sales	Number	Total sales
Large stores and multiunits															
Analyzing merchandise line sales, total	[illegible]	[illegible]	...	2,962	12	...	14,715	50	...	6,694	28	...	8,825	23	...
Building materials (exc. lumber products)	[illegible],241	[illegible]	[illegible]	1,732	12	2,962	9,756	50	14,715	3,964	28	6,694	5,499	23	8,825
Softwood lumber	...	[illegible]	[illegible]	455	8	2,027	220	12	3,811	633	12	4,130	1,218	6	3,111
Hardwood lumber (exc. hardwood flooring)	[illegible]	[illegible]	[illegible]	(1)	3	(x)	45	9	1,885	(1)	2	(x)	(1)	4	(x)
Hardwood flooring	[illegible]	[illegible]	5,[illegible]	27	6	1,034	127	20	4,287	42	8	2,976	108	5	2,828
Plywood (softwood and hardwood)	[illegible]	[illegible]	[illegible]	19	6	1,139	81	20	4,191	83	9	2,976	113	5	2,829
Other lumber products (inc. millwork)	[illegible]	[illegible]	[illegible]	155	7	2,027	1,290	21	5,730	229	8	1,997	(1)	2	(x)
Hardware	[illegible]	[illegible]	[illegible]	117	6	1,723	408	30	8,122	232	11	3,105	552	10	4,377
Paint, glass, wallpaper	[illegible]	[illegible]	[illegible]	75	7	1,927	880	25	6,991	76	[illegible]	2,309	109	8	3,311
Hay, grain, feed, farm and garden supplies	[illegible]	[illegible]	(x)	(1)	2	(x)	227	7	1,[illegible]	256	5	1,243	(1)	4	(x)
Farm equipment, implements, machinery	[illegible]	[illegible]	(x)	...	...	...	(1)	2	(x)	(1)	[illegible]	(x)	(1)	1	(x)
Coal, wood, fuel oil	(1)	[illegible]	(x)	200	5	1,034	1,149	17	5,514	[illegible]	10	3,506	272	6	2,367
Major household appliances	[illegible]	[illegible]	4,[illegible]	(1)	1	(x)	284	5	1,[illegible]	86	5	1,915	(1)	4	(x)
Housewares (inc. electric)	[illegible]	[illegible]	[illegible]	(1)	1	(x)	(1)	4	(x)	[illegible]	5	1,927	(1)	1	(x)
Furniture, other home furnishings	(1)	[illegible]	(x)	...	...	...	(1)	1	(x)	(1)	2	(x)	(1)	2	(x)
Heating, plumbing, air-conditioning equipment	[illegible]	[illegible]	1,[illegible]	(1)	3	(x)	95	6	2,893	(1)	4	(x)	195	7	2,805
Lighting, electrical supplies	[illegible]	[illegible]	4,[illegible]	(1)	1	(x)	(1)	3	(x)	(1)	[illegible]	(x)	(1)	3	(x)
Other sales	[illegible]	...	...	281	...	...	[illegible]	...	...	366	...	...	754	...	...
Not analyzing merchandise line sales	...	...	...	...	...	...	254	1	...	780	2	...	...	...	...
Small single unit stores	[illegible]	[illegible]	...	[illegible]	[illegible]	...	1,726	40	...	[illegible],134	73	...	1,399	35	...

Kind of business and merchandise line	WISCONSIN Merchandise line sales	Number	Total sales
Large stores and multiunits			
Analyzing merchandise line sales, total	[illegible]	[illegible]	...
Building materials (exc. lumber products)	[illegible]	[illegible]	[illegible]
Softwood lumber	[illegible]	[illegible]	[illegible]
Hardwood lumber (exc. hardwood flooring)	[illegible]	[illegible]	[illegible]
Hardwood flooring	[illegible]	[illegible]	[illegible]
Plywood (softwood and hardwood)	[illegible]	[illegible]	[illegible]
Other lumber products (inc. millwork)	[illegible]	[illegible]	[illegible]
Hardware	[illegible]	[illegible]	[illegible]
Paint, glass, wallpaper	[illegible]	[illegible]	[illegible]
Hay, grain, feed, farm and garden supplies	[illegible]	[illegible]	[illegible]
Farm equipment, implements, machinery	[illegible]	[illegible]	[illegible]
Coal, wood, fuel oil	[illegible]	[illegible]	[illegible]
Major household appliances	[illegible]	[illegible]	[illegible]
Housewares (inc. electric)	[illegible]	[illegible]	[illegible]
Furniture, other home furnishings	...	...	...
Heating, plumbing, air-conditioning equipment	[illegible]	[illegible]	[illegible]
Lighting, electrical supplies	[illegible]	[illegible]	[illegible]
Other sales	[illegible]	...	...
Not analyzing merchandise line sales	[illegible]	[illegible]	...
Small single unit stores	[illegible]	[illegible]	...

Table 22D.—MERCHANDISE LINE SALES OF LARGE STORES AND MULTIUNITS—LUMBER, BUILDING, HARDWARE GROUP—KIND OF BUSINESS, BY STATE: 1948—Continued

(See text for explanatory material)

Kind of business and merchandise line	Merchandise line sales (Thousand dollars)	Stores reporting merchandise line: Number	Stores reporting merchandise line: Total sales (Thousand dollars)
PAINT, GLASS, WALLPAPER STORES	ALABAMA		
Large stores and multiunits—			
Analyzing merchandise line sales, total	2,094	13	...
Paint, glass, wallpaper	1,935	13	2,094
Hardware	(1)	2	(x)
Major household appliances	(1)	1	(x)
Furniture, other home furnishings	...	...	...
Other sales	159	...	...
Not analyzing merchandise line sales	...	...	...
Small single unit stores	902	34	...
	ARKANSAS		
Large stores and multiunits—			
Analyzing merchandise line sales, total	2,009	19	...
Paint, glass, wallpaper	1,659	19	2,009
Hardware	...	...	...
Major household appliances	...	...	...
Furniture, other home furnishings	(1)	4	(x)
Other sales	350	...	...
Not analyzing merchandise line sales	...	...	...
Small single unit stores	1,097	47	...
	CALIFORNIA		
Large stores and multiunits—			
Analyzing merchandise line sales, total	31,253	287	...
Paint, glass, wallpaper	28,387	287	31,253
Hardware	241	13	1,504
Major household appliances	(1)	2	(x)
Furniture, other home furnishings	670	24	4,793
Other sales	1,955	...	...
Not analyzing merchandise line sales	301	2	...
Small single unit stores	21,839	764	...
	COLORADO		
Large stores and multiunits—			
Analyzing merchandise line sales, total	2,391	15	...
Paint, glass, wallpaper	2,172	15	2,391
Hardware	...	...	...
Major household appliances	...	...	...
Furniture, other home furnishings	...	...	...
Other sales	219	...	...
Not analyzing merchandise line sales	124	1	...
Small single unit stores	1,060	42	...
	CONNECTICUT		
Large stores and multiunits—			
Analyzing merchandise line sales, total	4,408	35	...
Paint, glass, wallpaper	4,141	35	4,408
Hardware	(1)	1	(x)
Major household appliances	(1)	1	(x)
Furniture, other home furnishings	(1)	1	(x)
Other sales	267	...	...
Not analyzing merchandise line sales	...	...	...
Small single unit stores	4,535	140	...
	DISTRICT OF COLUMBIA		
Large stores and multiunits—			
Analyzing merchandise line sales, total	2,696	12	...
Paint, glass, wallpaper	2,514	12	2,696
Hardware	(1)	3	(x)
Major household appliances	(1)	2	(x)
Furniture, other home furnishings	(1)	1	(x)
Other sales	182	...	...
Not analyzing merchandise line sales	379	3	...
Small single unit stores	338	12	...
	FLORIDA		
Large stores and multiunits—			
Analyzing merchandise line sales, total	7,003	55	...
Paint, glass, wallpaper	6,243	55	7,003
Hardware	(1)	3	(x)
Major household appliances	(1)	2	(x)
Furniture, other home furnishings	(1)	2	(x)
Other sales	760	...	...
Not analyzing merchandise line sales	...	...	...
Small single unit stores	5,068	151	...
	GEORGIA		
Large stores and multiunits—			
Analyzing merchandise line sales, total	3,982	38	...
Paint, glass, wallpaper	3,361	38	3,982
Hardware	83	5	678
Major household appliances	(1)	2	(x)
Furniture, other home furnishings	(1)	3	(x)
Other sales	538	...	...
Not analyzing merchandise line sales	...	...	...
Small single unit stores	1,648	44	...
	ILLINOIS		
Large stores and multiunits—			
Analyzing merchandise line sales, total	15,682	151	...
Paint, glass, wallpaper	14,432	151	15,682
Hardware	315	12	2,020
Major household appliances	(1)	2	(x)
Furniture, other home furnishings	129	13	1,092
Other sales	806	...	...
Not analyzing merchandise line sales	...	...	...
Small single unit stores	16,615	586	...
	INDIANA		
Large stores and multiunits—			
Analyzing merchandise line sales, total	5,764	68	...
Paint, glass, wallpaper	5,010	68	5,764
Hardware	(1)	2	(x)
Major household appliances	(1)	1	(x)
Furniture, other home furnishings	(1)	2	(x)
Other sales	754	...	...
Not analyzing merchandise line sales	...	...	...
Small single unit stores	5,406	201	...
	IOWA		
Large stores and multiunits—			
Analyzing merchandise line sales, total	4,665	45	...
Paint, glass, wallpaper	3,798	45	4,665
Hardware	(1)	1	(x)
Major household appliances	(1)	2	(x)
Furniture, other home furnishings	189	14	1,317
Other sales	678	...	...
Not analyzing merchandise line sales	734	1	...
Small single unit stores	3,891	144	...
	KENTUCKY		
Large stores and multiunits—			
Analyzing merchandise line sales, total	3,147	39	...
Paint, glass, wallpaper	2,784	39	3,147
Hardware	(1)	1	(x)
Major household appliances	(1)	1	(x)
Furniture, other home furnishings	...	...	...
Other sales	383	...	...
Not analyzing merchandise line sales	...	...	...
Small single unit stores	2,352	84	...
	KANSAS		
Large stores and multiunits—			
Analyzing merchandise line sales, total	4,556	38	...
Paint, glass, wallpaper	3,798	38	4,556
Hardware	(1)	1	(x)
Major household appliances	...	...	...
Furniture, other home furnishings	158	9	1,299
Other sales	700	...	...
Not analyzing merchandise line sales	...	...	...
Small single unit stores	3,263	146	...
	LOUISIANA		
Large stores and multiunits—			
Analyzing merchandise line sales, total	3,650	21	...
Paint, glass, wallpaper	3,118	21	3,650
Hardware	(1)	2	(x)
Major household appliances	...	...	...
Furniture, other home furnishings	(1)	3	(x)
Other sales	532	...	...
Not analyzing merchandise line sales	...	...	...
Small single unit stores	1,502	41	...
	MARYLAND		
Large stores and multiunits—			
Analyzing merchandise line sales, total	1,062	14	...
Paint, glass, wallpaper	911	14	1,062
Hardware	(1)	4	(x)
Major household appliances	...	...	...
Furniture, other home furnishings	...	...	...
Other sales	151	...	...
Not analyzing merchandise line sales	...	...	...
Small single unit stores	1,443	77	...
	MASSACHUSETTS		
Large stores and multiunits—			
Analyzing merchandise line sales, total	8,904	97	...
Paint, glass, wallpaper	7,511	97	8,904
Hardware	565	29	3,458
Major household appliances	(1)	2	(x)
Furniture, other home furnishings	(1)	3	(x)
Other sales	828	...	...
Not analyzing merchandise line sales	274	2	...
Small single unit stores	6,626	245	...
	MICHIGAN		
Large stores and multiunits—			
Analyzing merchandise line sales, total	11,103	111	...
Paint, glass, wallpaper	8,497	111	11,103
Hardware	206	8	2,170
Major household appliances	(1)	1	(x)
Furniture, other home furnishings	284	14	1,487
Other sales	2,116	...	...
Not analyzing merchandise line sales	73	1	...
Small single unit stores	9,345	352	...
	MINNESOTA		
Large stores and multiunits—			
Analyzing merchandise line sales, total	2,626	25	...
Paint, glass, wallpaper	2,055	25	2,626
Hardware	(1)	1	(x)
Major household appliances	...	...	...
Furniture, other home furnishings	151	8	1,056
Other sales	420	...	...
Not analyzing merchandise line sales	...	...	...
Small single unit stores	2,484	99	...
	MISSISSIPPI		
Large stores and multiunits—			
Analyzing merchandise line sales, total	1,199	10	...
Paint, glass, wallpaper	834	10	1,199
Hardware	...	...	...
Major household appliances	...	...	...
Furniture, other home furnishings	(1)	1	(x)
Other sales	365	...	...
Not analyzing merchandise line sales	...	...	...
Small single unit stores	1,036	28	...
	MISSOURI		
Large stores and multiunits—			
Analyzing merchandise line sales, total	8,343	96	...
Paint, glass, wallpaper	7,082	96	8,343
Hardware	(1)	4	(x)
Major household appliances	(1)	2	(x)
Furniture, other home furnishings	282	25	2,555
Other sales	979	...	...
Not analyzing merchandise line sales	...	...	...
Small single unit stores	4,504	217	...
	NEBRASKA		
Large stores and multiunits—			
Analyzing merchandise line sales, total	2,646	28	...
Paint, glass, wallpaper	1,968	28	2,646
Hardware	(1)	2	(x)
Major household appliances	...	...	...
Furniture, other home furnishings	317	13	1,673
Other sales	361	...	...
Not analyzing merchandise line sales	98	1	...
Small single unit stores	1,498	59	...
	NEW JERSEY		
Large stores and multiunits—			
Analyzing merchandise line sales, total	12,903	103	...
Paint, glass, wallpaper	12,308	103	12,903
Hardware	341	6	1,122
Major household appliances	(1)	1	(x)
Furniture, other home furnishings	317	13	1,673
Other sales	324	...	...
Not analyzing merchandise line sales	...	...	...
Small single unit stores	9,977	338	...
	NEW YORK		
Large stores and multiunits—			
Analyzing merchandise line sales, total	26,485	229	...
Paint, glass, wallpaper	24,396	229	26,485
Hardware	330	12	1,756
Major household appliances	69	5	288
Furniture, other home furnishings	302	10	1,324
Other sales	1,389	...	...
Not analyzing merchandise line sales	...	...	...
Small single unit stores	29,427	1,094	...
	OHIO		
Large stores and multiunits—			
Analyzing merchandise line sales, total	16,911	210	...
Paint, glass, wallpaper	15,107	210	16,911
Hardware	161	13	1,573
Major household appliances	89	6	421
Furniture, other home furnishings	305	15	1,431
Other sales	1,159	...	...
Not analyzing merchandise line sales	...	...	...
Small single unit stores	11,402	475	...
	OKLAHOMA		
Large stores and multiunits—			
Analyzing merchandise line sales, total	3,663	30	...
Paint, glass, wallpaper	2,992	30	3,663
Hardware	(1)	1	(x)
Major household appliances	(1)	1	(x)
Furniture, other home furnishings	282	8	1,465
Other sales	529	...	...
Not analyzing merchandise line sales	...	...	...
Small single unit stores	2,851	98	...
	OREGON		
Large stores and multiunits—			
Analyzing merchandise line sales, total	1,887	15	...
Paint, glass, wallpaper	1,791	15	1,887
Hardware	...	...	...
Major household appliances	...	...	...
Furniture, other home furnishings	...	...	...
Other sales	96	...	...
Not analyzing merchandise line sales	...	...	...
Small single unit stores	1,872	74	...
	PENNSYLVANIA		
Large stores and multiunits—			
Analyzing merchandise line sales, total	18,782	178	...
Paint, glass, wallpaper	17,478	178	18,782
Hardware	58	9	767
Major household appliances	80	5	466
Furniture, other home furnishings	215	12	1,317
Other sales	951	...	...
Not analyzing merchandise line sales	206	1	...
Small single unit stores	12,445	596	...
	SOUTH CAROLINA		
Large stores and multiunits—			
Analyzing merchandise line sales, total	1,570	15	...
Paint, glass, wallpaper	1,381	15	1,570
Hardware	...	...	...
Major household appliances	...	...	...
Furniture, other home furnishings	(1)	1	(x)
Other sales	189	...	...
Not analyzing merchandise line sales	...	...	...
Small single unit stores	578	21	...
	TENNESSEE		
Large stores and multiunits—			
Analyzing merchandise line sales, total	3,438	27	...
Paint, glass, wallpaper	3,162	27	3,438
Hardware	(1)	3	(x)
Major household appliances	...	...	...
Furniture, other home furnishings	...	...	...
Other sales	336	...	...
Not analyzing merchandise line sales	16	1	...
Small single unit stores	1,569	58	...
	TEXAS		
Large stores and multiunits—			
Analyzing merchandise line sales, total	16,668	141	...
Paint, glass, wallpaper	13,321	141	16,668
Hardware	(1)	4	(x)
Major household appliances	(1)	4	(x)
Furniture, other home furnishings	967	29	3,834
Other sales	2,380	...	...
Not analyzing merchandise line sales	...	...	...
Small single unit stores	8,848	425	...

See footnotes at end of table.

Table 22D.—MERCHANDISE LINE SALES OF LARGE STORES AND MULTIUNITS—LUMBER, BUILDING, HARDWARE GROUP—KIND OF BUSINESS, BY STATE: 1948—Continued

[See text for explanatory material]

Kind of business and merchandise line	Merchandise line sales (Thousand dollars)	Stores reporting merchandise line: Number	Stores reporting merchandise line: Total sales (Thousand dollars)	Merchandise line sales (Thousand dollars)	Stores reporting merchandise line: Number	Stores reporting merchandise line: Total sales (Thousand dollars)	Merchandise line sales (Thousand dollars)	Stores reporting merchandise line: Number	Stores reporting merchandise line: Total sales (Thousand dollars)	Merchandise line sales (Thousand dollars)	Stores reporting merchandise line: Number	Stores reporting merchandise line: Total sales (Thousand dollars)	Merchandise line sales (Thousand dollars)	Stores reporting merchandise line: Number	Stores reporting merchandise line: Total sales (Thousand dollars)
PAINT, GLASS, WALLPAPER STORES	TEXAS			VIRGINIA			WASHINGTON			WEST VIRGINIA			WISCONSIN		
Large stores and multiunits															
Analyzing merchandise line sales, total	3,436	11	...	2,004	17	...	3,791	38	...	2,351	36	...	7,094	84	...
Paint, glass, wallpaper	1,154	11	1,436	2,004	17	2,062	3,302	38	3,791	2,135	36	2,341	5,054	84	7,096
Hardware	(1)	3	(x)	(1)	3	(x)	(1)	1	(x)	(1)	1	(x)	981	43	3,369
Major household appliances	...	...	...	(1)	3	(x)	(1)	1	(x)	(1)	2	(x)	(1)	2	(x)
Furniture, other home furnishings	(1)	1	(x)	(1)	2	(x)	(1)	1	(x)	(1)	4	(x)	502	44	3,554
Other sales	2,282	...	...	36	...	...	469	...	...	216	...	...	557	...	...
Not analyzing merchandise line sales	...	...	...	...	...	...	100	1	...	...	...	...	139	1	...
Small single unit stores	1,303	54	...	1,528	54	...	2,714	97	...	1,342	57	...	5,006	196	...

Table 22D.—MERCHANDISE LINE SALES OF LARGE STORES AND MULTIUNITS—LUMBER, BUILDING, HARDWARE GROUP—KIND OF BUSINESS, BY STATE: 1948—Continued

[See text for explanatory material]

Kind of business and merchandise line	Merchandise line sales (Thousand dollars)	Stores reporting merchandise line: Number	Stores reporting merchandise line: Total sales (Thousand dollars)	Merchandise line sales (Thousand dollars)	Stores reporting merchandise line: Number	Stores reporting merchandise line: Total sales (Thousand dollars)	Merchandise line sales (Thousand dollars)	Stores reporting merchandise line: Number	Stores reporting merchandise line: Total sales (Thousand dollars)	Merchandise line sales (Thousand dollars)	Stores reporting merchandise line: Number	Stores reporting merchandise line: Total sales (Thousand dollars)	Merchandise line sales (Thousand dollars)	Stores reporting merchandise line: Number	Stores reporting merchandise line: Total sales (Thousand dollars)
HEATING AND PLUMBING EQUIPMENT DEALERS	ARIZONA			ARKANSAS			CALIFORNIA			COLORADO			CONNECTICUT		
Large stores and multiunits—															
Analyzing merchandise line sales, total	4,439	17	...	2,510	14	...	28,315	156	...	4,904	28	...	4,533	29	...
Heating, plumbing, air-conditioning equipment	2,156	17	2,439	2,111	14	2,511	22,404	156	25,315	3,971	28	4,904	4,759	29	6,533
Building materials (exc. lumber products)	...	...	...	...	...	...	172	8	2,368	...	...	...	(1)	1	(x)
Hardware	(1)	1	(x)	...	...	...	689	15	3,345	(1)	2	(x)	(1)	3	(x)
Paint, glass, wallpaper	...	...	...	(1)	2	(x)	170	11	2,494	(1)	2	(x)	(1)	4	(x)
Major household appliances	...	...	...	154	5	1,255	729	24	5,264	103	5	1,311	200	6	1,518
Housewares (inc. electric)	(1)	2	(x)	(1)	2	(x)	39	9	345	(1)	2	(x)	(1)	3	(x)
Lighting, electrical supplies	(1)	1	(x)	(1)	3	(x)	718	19	3,205	(1)	1	(x)	(1)	2	(x)
Other sales	434	...	...	256	...	...	3,395	...	...	830	...	...	1,574	...	...
Not analyzing merchandise line sales	...	...	...	158	1	...	105	1	...	...	...	...	...	...	...
Small single unit stores	1,441	41	...	1,742	54	...	11,437	320	...	3,454	98	...	2,333	55	...
	FLORIDA			GEORGIA			IDAHO			ILLINOIS			INDIANA		
Large stores and multiunits—															
Analyzing merchandise line sales, total	4,156	21	...	2,346	17	...	3,486	15	...	20,726	127	...	13,973	93	...
Heating, plumbing, air conditioning equipment	1,973	21	4,156	1,946	17	2,345	2,272	15	3,486	17,249	127	20,725	11,925	93	13,973
Building materials (exc. lumber products)	...	...	...	...	...	...	(1)	1	(x)	611	5	3,791	...	...	...
Hardware	1	1	(x)	...	...	...	...	...	...	441	15	2,325	205	9	1,976
Paint, glass, wallpaper	...	...	...	...	...	...	(1)	1	(x)	291	14	2,342	156	9	2,010
Major household appliances	(1)	4	(x)	(1)	4	(x)	659	8	2,607	577	22	3,541	346	12	2,077
Housewares (inc. electric)	(1)	1	(x)	(1)	2	(x)	(1)	4	(x)	83	12	1,769	66	9	1,675
Lighting, electrical supplies	(1)	1	(x)	(1)	1	(x)	(1)	3	(x)	156	13	1,713	145	111	2,058
Other sales	1,783	...	...	344	...	...	757	...	...	1,328	...	...	1,080	...	...
Not analyzing merchandise line sales	...	...	...	...	...	...	...	...	...	336	5	...	...	...	...
Small single unit stores	1,783	41	...	1,758	51	...	1,769	33	...	11,763	206	...	8,164	244	...
	IOWA			KANSAS			KENTUCKY			LOUISIANA			MAINE		
Large stores and multiunits															
Analyzing merchandise line sales, total	4,457	24	...	3,283	34	...	4,223	24	...	1,754	12	...	2,543	13	...
Heating, plumbing, air-conditioning equipment	2,055	24	11,466	2,754	34	5,424	2,223	24	2,223	1,373	12	1,753	1,608	13	2,918
Building materials (exc. lumber products)	(1)	1	(x)	...	...	...	(1)	1	(x)	...	...	...	(1)	2	(x)
Hardware	1,402	24	2,402	(1)	3	(x)	(1)	1	(x)	(1)	1	(x)	339	10	2,555
Paint, glass, wallpaper	1	1	(x)	1	1	(x)	...	...	...	(1)	1	(x)	244	4	2,509
Major household appliances	1,274	21	1,274	529	8	1,481	1,824	11	1,824	53	1	(x)	142	4	1,999
Housewares (inc. electric)	50	1	(x)	(1)	4	(x)	(1)	1	(x)	(1)	1	(x)	84	2	2,062
Lighting, electrical supplies	(1)	1	1,466	1	2	(x)	(1)	1	(x)	(1)	1	(x)	(1)	2	(x)
Other sales	1,126	...	...	1,053	...	...	417	...	...	380	...	...	503	...	...
Not analyzing merchandise line sales	...	...	...	...	...	...	...	...	...	...	...	...	...	...	...
Small single unit stores	1,964	74	...	2,143	217	...	1,965	150	...	1,960	94	...	1,[illegible]	35	...

Table 22D.—MERCHANDISE LINE SALES OF LARGE STORES AND MULTIUNITS—LUMBER, BUILDING, HARDWARE GROUP—KIND OF BUSINESS, BY STATE: 1948—Continued

[See text for explanatory material]

Kind of business and merchandise line	Merchandise line sales (Thousand dollars)	Stores reporting merchandise line: Number	Stores reporting merchandise line: Total sales (Thousand dollars)
MARYLAND			
HEATING AND PLUMBING EQUIPMENT DEALERS			
Large stores and multiunits—			
Analyzing merchandise line sales, total	5,175	21	...
Heating, plumbing, air-conditioning equipment	3,043	21	4,175
Building materials (exc. lumber products)	(1)	1	(x)
Hardware	(1)	3	(x)
Paint, glass, wallpaper	(1)	1	(x)
Major household appliances	170	5	390
Housewares (inc. electric)	(1)	4	(x)
Lighting, electrical supplies	(1)	3	(x)
Other sales	962	...	...
Not analyzing merchandise line sales	...	...	...
Small single unit stores	1,131	27	...
MASSACHUSETTS			
Large stores and multiunits—			
Analyzing merchandise line sales, total	16,576	58	...
Heating, plumbing, air-conditioning equipment	5,998	58	10,576
Building materials (exc. lumber products)	...	...	...
Hardware	533	14	4,337
Paint, glass, wallpaper	211	10	2,018
Major household appliances	486	16	4,397
Housewares (inc. electric)	91	7	3,073
Lighting, electrical supplies	503	13	4,349
Other sales	1,364	...	...
Not analyzing merchandise line sales	183	3	...
Small single unit stores	3,829	97	...
MICHIGAN			
Large stores and multiunits—			
Analyzing merchandise line sales, total	34,052	145	...
Heating, plumbing, air-conditioning equipment	20,149	145	24,052
Building materials (exc. lumber products)	...	...	...
Hardware	226	6	1,082
Paint, glass, wallpaper	261	5	1,048
Major household appliances	461	20	3,865
Housewares (inc. electric)	60	7	1,220
Lighting, electrical supplies	(1)	3	(x)
Other sales	2,877	...	...
Not analyzing merchandise line sales	596	4	...
Small single unit stores	18,640	500	...
MINNESOTA			
Large stores and multiunits—			
Analyzing merchandise line sales, total	8,334	57	...
Heating, plumbing, air-conditioning equipment	4,435	57	8,334
Building materials (exc. lumber products)	...	...	...
Hardware	348	6	449
Paint, glass, wallpaper	51	7	1,339
Major household appliances	456	14	3,084
Housewares (inc. electric)	40	7	1,070
Lighting, electrical supplies	(1)	4	(x)
Other sales	806	...	...
Not analyzing merchandise line sales	...	...	...
Small single unit stores	6,182	158	...
MISSOURI			
Large stores and multiunits—			
Analyzing merchandise line sales, total	5,442	46	...
Heating, plumbing, air-conditioning equipment	4,967	46	5,442
Building materials (exc. lumber products)	...	...	...
Hardware	(1)	3	(x)
Paint, glass, wallpaper	(1)	1	(x)
Major household appliances	524	9	2,458
Housewares (inc. electric)	(1)	2	(x)
Lighting, electrical supplies	(1)	2	(x)
Other sales	1,451	...	...
Not analyzing merchandise line sales	110	1	...
Small single unit stores	7,322	219	...
MONTANA			
Large stores and multiunits—			
Analyzing merchandise line sales, total	1,613	12	...
Heating, plumbing, air-conditioning equipment	1,323	12	1,613
Building materials (exc. lumber products)	...	...	...
Hardware	(1)	1	(x)
Paint, glass, wallpaper	(1)	1	(x)
Major household appliances	(1)	4	(x)
Housewares (inc. electric)	(1)	2	(x)
Lighting, electrical supplies	(1)	2	(x)
Other sales	285	...	...
Not analyzing merchandise line sales	...	...	...
Small single unit stores	1,068	27	...
NEBRASKA			
Large stores and multiunits—			
Analyzing merchandise line sales, total	4,520	31	...
Heating, plumbing, air-conditioning equipment	3,985	31	4,520
Building materials (exc. lumber products)	(1)	1	(x)
Hardware	(1)	1	(x)
Paint, glass, wallpaper	...	...	...
Major household appliances	...	...	...
Housewares (inc. electric)	(1)	1	(x)
Lighting, electrical supplies	...	...	...
Other sales	535	...	...
Not analyzing merchandise line sales	...	...	...
Small single unit stores	3,679	98	...
NEW JERSEY			
Large stores and multiunits—			
Analyzing merchandise line sales, total	13,332	52	...
Heating, plumbing, air-conditioning equipment	7,722	52	13,332
Building materials (exc. lumber products)	(1)	2	(x)
Hardware	(1)	2	(x)
Paint, glass, wallpaper	(1)	1	(x)
Major household appliances	332	13	2,583
Housewares (inc. electric)	(1)	3	(x)
Lighting, electrical supplies	(1)	1	(x)
Other sales	1,478	...	...
Not analyzing merchandise line sales	...	...	...
Small single unit stores	5,155	139	...
NEW YORK			
Large stores and multiunits—			
Analyzing merchandise line sales, total	55,940	151	...
Heating, plumbing, air-conditioning equipment	30,905	151	55,940
Building materials (exc. lumber products)	66	6	1,497
Hardware	720	21	5,192
Paint, glass, wallpaper	173	13	3,033
Major household appliances	746	33	5,769
Housewares (inc. electric)	142	14	2,199
Lighting, electrical supplies	232	20	3,996
Other sales	2,316	...	...
Not analyzing merchandise line sales	200	2	...
Small single unit stores	15,332	373	...
NORTH CAROLINA			
Large stores and multiunits—			
Analyzing merchandise line sales, total	3,065	23	...
Heating, plumbing, air-conditioning equipment	2,514	23	3,065
Building materials (exc. lumber products)	(1)	1	(x)
Hardware	(1)	1	(x)
Paint, glass, wallpaper	(1)	1	(x)
Major household appliances	(1)	3	(x)
Housewares (inc. electric)	(1)	1	(x)
Lighting, electrical supplies	(1)	4	(x)
Other sales	551	...	...
Not analyzing merchandise line sales	...	...	...
Small single unit stores	1,796	42	...
OHIO			
Large stores and multiunits—			
Analyzing merchandise line sales, total	25,383	155	...
Heating, plumbing, air-conditioning equipment	21,368	155	25,383
Building materials (exc. lumber products)	(1)	2	(x)
Hardware	562	19	2,986
Paint, glass, wallpaper	55	8	1,502
Major household appliances	736	22	4,577
Housewares (inc. electric)	44	10	2,066
Lighting, electrical supplies	262	21	3,077
Other sales	2,355	...	...
Not analyzing merchandise line sales	169	1	...
Small single unit stores	16,723	450	...
OKLAHOMA			
Large stores and multiunits—			
Analyzing merchandise line sales, total	4,682	21	...
Heating, plumbing, air-conditioning equipment	4,164	21	4,682
Building materials (exc. lumber products)	(1)	1	(x)
Hardware	...	...	...
Paint, glass, wallpaper	...	...	...
Major household appliances	123	6	498
Housewares (inc. electric)	36	5	756
Lighting, electrical supplies	(1)	2	(x)
Other sales	354	...	...
Not analyzing merchandise line sales	...	...	...
Small single unit stores	4,922	118	...
OREGON			
Large stores and multiunits—			
Analyzing merchandise line sales, total	7,959	28	...
Heating, plumbing, air-conditioning equipment	5,313	28	7,959
Building materials (exc. lumber products)	(1)	2	(x)
Hardware	253	5	1,495
Paint, glass, wallpaper	152	5	1,753
Major household appliances	333	10	3,745
Housewares (inc. electric)	(1)	4	(x)
Lighting, electrical supplies	(1)	3	(x)
Other sales	1,908	...	...
Not analyzing merchandise line sales	...	...	...
Small single unit stores	2,280	60	...
PENNSYLVANIA			
Large stores and multiunits—			
Analyzing merchandise line sales, total	41,233	168	...
Heating, plumbing, air-conditioning equipment	27,334	168	31,933
Building materials (exc. lumber products)	167	7	987
Hardware	743	20	3,123
Paint, glass, wallpaper	66	11	1,643
Major household appliances	1,139	36	8,333
Housewares (inc. electric)	184	19	4,926
Lighting, electrical supplies	194	14	2,235
Other sales	2,106	...	...
Not analyzing merchandise line sales	61	1	...
Small single unit stores	11,771	323	...
TENNESSEE			
Large stores and multiunits—			
Analyzing merchandise line sales, total	4,359	26	...
Heating, plumbing, air-conditioning equipment	3,183	26	4,359
Building materials (exc. lumber products)	...	...	...
Hardware	(1)	2	(x)
Paint, glass, wallpaper	(1)	1	(x)
Major household appliances	(1)	3	(x)
Housewares (inc. electric)	(1)	1	(x)
Lighting, electrical supplies	(1)	1	(x)
Other sales	276	5	933
Not analyzing merchandise line sales	399	...	...
Small single unit stores	2,850	69	...
TEXAS			
Large stores and multiunits—			
Analyzing merchandise line sales, total	11,129	58	...
Heating, plumbing, air-conditioning equipment	3,521	58	11,129
Building materials (exc. lumber products)	...	...	...
Hardware	136	8	965
Paint, glass, wallpaper	(1)	2	(x)
Major household appliances	520	12	2,704
Housewares (inc. electric)	63	7	1,246
Lighting, electrical supplies	102	6	812
Other sales	777	...	...
Not analyzing merchandise line sales	4	1	...
Small single unit stores	8,799	230	...
UTAH			
Large stores and multiunits—			
Analyzing merchandise line sales, total	2,598	14	...
Heating, plumbing, air-conditioning equipment	2,044	14	2,598
Building materials (exc. lumber products)	...	...	...
Hardware	...	...	...
Paint, glass, wallpaper	...	...	...
Major household appliances	224	5	1,387
Housewares (inc. electric)	(1)	2	(x)
Lighting, electrical supplies	(1)	1	(x)
Other sales	330	...	...
Not analyzing merchandise line sales	113	1	...
Small single unit stores	1,172	25	...
VERMONT			
Large stores and multiunits—			
Analyzing merchandise line sales, total	1,677	11	...
Heating, plumbing, air-conditioning equipment	1,142	11	1,677
Building materials (exc. lumber products)	...	...	...
Hardware	(1)	4	(x)
Paint, glass, wallpaper	(1)	3	(x)
Major household appliances	126	5	954
Housewares (inc. electric)	(1)	4	(x)
Lighting, electrical supplies	(1)	2	(x)
Other sales	403	...	...
Not analyzing merchandise line sales	...	...	...
Small single unit stores	1,236	31	...
WASHINGTON			
Large stores and multiunits—			
Analyzing merchandise line sales, total	5,322	31	...
Heating, plumbing, air-conditioning equipment	3,493	31	5,322
Building materials (exc. lumber products)	...	...	...
Hardware	(1)	4	(x)
Paint, glass, wallpaper	(1)	3	(x)
Major household appliances	145	5	758
Housewares (inc. electric)	(1)	3	(x)
Lighting, electrical supplies	(1)	3	(x)
Other sales	1,624	...	...
Not analyzing merchandise line sales	125	1	...
Small single unit stores	3,358	93	...
WEST VIRGINIA			
Large stores and multiunits—			
Analyzing merchandise line sales, total	1,873	13	...
Heating, plumbing, air-conditioning equipment	1,451	13	1,873
Building materials (exc. lumber products)	...	...	...
Hardware	...	...	...
Paint, glass, wallpaper	...	...	...
Major household appliances	(1)	2	(x)
Housewares (inc. electric)	(1)	1	(x)
Lighting, electrical supplies	(1)	3	(x)
Other sales	422	...	...
Not analyzing merchandise line sales	...	...	...
Small single unit stores	1,741	45	...
WISCONSIN			
Large stores and multiunits—			
Analyzing merchandise line sales, total	12,362	78	...
Heating, plumbing, air-conditioning equipment	10,263	78	12,468
Building materials (exc. lumber products)	(1)	1	(x)
Hardware	444	13	2,637
Paint, glass, wallpaper	71	11	2,121
Major household appliances	627	23	3,976
Housewares (inc. electric)	87	15	2,504
Lighting, electrical supplies	96	9	1,920
Other sales	1,380	...	...
Not analyzing merchandise line sales	...	...	...
Small single unit store	9,542	236	...

See footnotes at end of table.

Table 22D.—MERCHANDISE LINE SALES OF LARGE STORES AND MULTIUNITS—LUMBER, BUILDING, HARDWARE GROUP—KIND OF BUSINESS, BY STATE: 1948—Continued

[See text for explanatory material]

Kind of business and merchandise line	Merchandise line sales (Thousand dollars)	Stores reporting merchandise line: Number	Stores reporting merchandise line: Total sales (Thousand dollars)
HARDWARE STORES			
Large stores and multiunits			
Analyzing merchandise line sales, total			
Hardware			
Paint, glass, wallpaper			
Hay, grain, feed, farm and garden supplies			
Farm equipment, implements, machinery			
Coal, wood, fuel oil			
Major household appliances			
Housewares (inc. electric)			
Furniture, other home furnishings			
Heating, plumbing, air-conditioning equipment			
Lighting, electrical supplies			
Softwood lumber			
Hardwood lumber (exc. hardwood flooring)			
Hardwood flooring			
Plywood (softwood and hardwood)			
Other lumber products (inc. millwork)			
Building materials (exc. lumber products)			
Other sales			
Not analyzing merchandise line sales			
Small single unit stores			

Kind of business and merchandise line	Merchandise line sales (Thousand dollars)	Stores reporting merchandise line: Number	Stores reporting merchandise line: Total sales (Thousand dollars)
HARDWARE STORES			
Large stores and multiunits			
Analyzing merchandise line sales, total			
Hardware			
Paint, glass, wallpaper			
Hay, grain, feed, farm and garden supplies			
Farm equipment, implements, machinery			
Coal, wood, fuel oil			
Major household appliances			
Housewares (inc. electric)			
Furniture, other home furnishings			
Heating, plumbing, air-conditioning equipment			
Lighting, electrical supplies			
Softwood lumber			
Hardwood lumber (exc. hardwood flooring)			
Hardwood flooring			
Plywood (softwood and hardwood)			
Other lumber products (inc. millwork)			
Building materials (exc. lumber products)			
Other sales			
Not analyzing merchandise line sales			
Small single unit stores			

Kind of business and merchandise line	Merchandise line sales (Thousand dollars)	Stores reporting merchandise line: Number	Stores reporting merchandise line: Total sales (Thousand dollars)
HARDWARE STORES			
Large stores and multiunits			
Analyzing merchandise line sales, total			
Hardware			
Paint, glass, wallpaper			
Hay, grain, feed, farm and garden supplies			
Farm equipment, implements, machinery			
Coal, wood, fuel oil			
Major household appliances			
Housewares (inc. electric)			
Furniture, other home furnishings			
Heating, plumbing, air-conditioning equipment			
Lighting, electrical supplies			
Softwood lumber			
Hardwood lumber (exc. hardwood flooring)			
Hardwood flooring			
Plywood (softwood and hardwood)			
Other lumber products (inc. millwork)			
Building materials (exc. lumber products)			
Other sales			
Not analyzing merchandise line sales			
Small single unit stores			

Kind of business and merchandise line	Merchandise line sales (Thousand dollars)	Stores reporting merchandise line: Number	Stores reporting merchandise line: Total sales (Thousand dollars)
HARDWARE STORES			
Large stores and multiunits			
Analyzing merchandise line sales, total			
Hardware			
Paint, glass, wallpaper			
Hay, grain, feed, farm and garden supplies			
Farm equipment, implements, machinery			
Coal, wood, fuel oil			
Major household appliances			
Housewares (inc. electric)			
Furniture, other home furnishings			
Heating, plumbing, air-conditioning equipment			
Lighting, electrical supplies			
Softwood lumber			
Hardwood lumber (exc. hardwood flooring)			
Hardwood flooring			
Plywood (softwood and hardwood)			
Other lumber products (inc. millwork)			
Building materials (exc. lumber products)			
Other sales			
Not analyzing merchandise line sales			
Small single unit stores			

Table 22D.—MERCHANDISE LINE SALES OF LARGE STORES AND MULTIUNITS—LUMBER, BUILDING, HARDWARE GROUP—KIND OF BUSINESS, BY STATE: 1948—Continued

[See text for explanatory material]

Column heads for each state: Merchandise line sales (Thousand dollars); Stores reporting merchandise line: Number; Total sales (Thousand dollars)

HARDWARE STORES

Kind of business and merchandise line	MICHIGAN Merchandise line sales	Number	Total sales	MINNESOTA Merchandise line sales	Number	Total sales	MISSISSIPPI Merchandise line sales	Number	Total sales	MISSOURI Merchandise line sales	Number	Total sales	MONTANA Merchandise line sales	Number	Total sales
Large stores and multiunits—															
Analyzing merchandise line sales, total	59,938	347	...	49,570	305	...	18,103	103	...	38,047	161	...	11,094	65	...
Hardware	28,026	349	59,938	20,069	305	49,570	[illegible]	103	18,103	12,707	161	38,049	4,047	65	11,094
Paint, glass, wallpaper	4,654	246	44,822	2,941	233	37,604	1,012	71	13,184	1,576	106	22,480	720	44	8,488
Hay, grain, feed, farm and garden supplies	322	60	7,929	559	90	13,225	434	17	2,330	471	34	6,549	163	10	1,632
Farm equipment, implements, machinery	2,394	65	13,912	3,429	121	20,388	823	48	8,530	1,434	34	9,818	703	21	4,267
Coal, wood, fuel oil	324	13	1,897	([1])	4	(x)	([1])	7	(x)	326	11	3,294	([1])	4	(x)
Major household appliances	6,172	177	35,172	2,721	246	38,911	2,046	63	12,186	2,191	82	17,709	1,192	39	7,285
Housewares (inc. electric)	3,997	224	40,029	2,765	231	37,255	734	55	11,012	1,285	95	17,844	74	34	6,873
Furniture, other home furnishings	1,975	84	11,157	2,646	132	20,352	1,365	43	9,771	794	33	10,464	897	32	5,562
Heating, plumbing, air-conditioning equipment	2,893	134	25,420	2,345	158	25,793	709	38	8,824	1,912	66	16,087	214	22	4,246
Lighting, electrical supplies	1,285	158	30,061	981	162	25,976	382	48	10,048	653	73	17,136	271	30	6,441
Softwood lumber	([1])	3	(x)	([1])	2	(x)	167	8	1,647	775	14	2,135	196	7	1,223
Hardwood lumber (exc. hardwood flooring)	([1])	1	(x)	([1])	1	(x)	([1])	1	(x)	([1])	5	(x)	([1])	3	(x)
Hardwood flooring	([1])	1	(x)	...	...	...	([1])	2	(x)	101	11	7,921	([1])	4	(x)
Plywood (softwood and hardwood)	([1])	3	(x)	([1])	2	(x)	12	5	808	136	14	8,145	([1])	4	(x)
Other lumber products (inc. millwork)	([1])	4	(x)	([1])	3	(x)	225	10	2,254	281	9	6,320	66	8	1,433
Building materials (exc. lumber products)	1,585	70	17,667	473	98	15,687	1,381	44	10,056	1,054	48	14,461	410	21	4,272
Other sales	6,451	...	...	6,229	...	...	1,687	...	...	2,247	92	...	1,450	...	...
Not analyzing merchandise line sales	2,815	25	...	1,172	9	...	128	2	...	483	4	...	...	...	...
Small single unit stores	54,297	1,438	...	49,006	1,200	...	5,406	207	...	29,255	915	...	4,899	170	...

Kind of business and merchandise line	NEBRASKA Merchandise line sales	Number	Total sales	NEW HAMPSHIRE Merchandise line sales	Number	Total sales	NEW JERSEY Merchandise line sales	Number	Total sales	NEW MEXICO Merchandise line sales	Number	Total sales	NEW YORK Merchandise line sales	Number	Total sales
Large stores and multiunits—															
Analyzing merchandise line sales, total	21,266	123	...	13,059	48	...	26,919	149	...	5,963	29	...	109,297	491	...
Hardware	7,314	123	21,266	3,744	48	13,059	13,671	149	26,919	1,744	29	5,963	45,788	491	109,297
Paint, glass, wallpaper	733	74	15,201	1,172	37	11,378	2,674	103	18,105	132	18	3,585	8,950	348	83,524
Hay, grain, feed, farm and garden supplies	161	27	3,770	151	10	4,233	219	20	2,582	9	8	904	978	68	15,430
Farm equipment, implements, machinery	1,584	38	9,825	60	7	1,621	369	13	2,083	174	11	3,034	2,437	58	26,420
Coal, wood, fuel oil	148	11	1,166	333	7	4,282	62	5	569	...	...	...	174	12	1,424
Major household appliances	2,982	76	15,471	1,107	24	8,956	2,274	40	10,877	322	22	5,277	12,770	226	73,847
Housewares (inc. electric)	893	65	13,806	1,062	35	10,464	2,176	79	15,673	232	19	4,088	7,136	308	81,079
Furniture, other home furnishings	1,423	41	11,247	331	8	2,772	542	16	4,737	307	15	2,195	4,292	77	30,210
Heating, plumbing, air-conditioning equipment	1,296	42	11,884	1,271	21	8,508	1,409	39	10,592	403	15	2,528	8,948	180	58,960
Lighting, electrical supplies	460	47	11,868	431	27	10,264	352	39	8,066	103	17	3,772	2,927	194	51,422
Softwood lumber	233	11	1,038	([1])	2	(x)	([1])	2	(x)	([1])	3	(x)	262	9	1,412
Hardwood lumber (exc. hardwood flooring)	([1])	4	(x)	([1])	1	(x)	([1])	1	(x)	([1])	1	(x)	124	5	911
Hardwood flooring	([1])	3	(x)	([1])	1	(x)	...	...	...	([1])	1	(x)	([1])	4	(x)
Plywood (softwood and hardwood)	([1])	3	(x)	([1])	2	(x)	...	...	...	([1])	2	(x)	76	8	1,317
Other lumber products (inc. millwork)	48	10	880	([1])	1	(x)	([1])	1	(x)	...	...	...	118	9	1,143
Building materials (exc. lumber products)	589	53	9,251	815	21	8,496	804	24	9,022	247	12	2,142	2,692	107	43,465
Other sales	2,902	...	...	2,582	...	...	2,367	...	...	840	...	...	11,625	...	...
Not analyzing merchandise line sales	698	5	...	...	...	...	407	5	...	181	2	...	1,534	12	...
Small single unit stores	21,580	574	...	4,560	82	...	28,[illegible]	954	...	2,324	66	...	77,327	2,451	...

Kind of business and merchandise line	NORTH CAROLINA Merchandise line sales	Number	Total sales	NORTH DAKOTA Merchandise line sales	Number	Total sales	OHIO Merchandise line sales	Number	Total sales	OKLAHOMA Merchandise line sales	Number	Total sales	OREGON Merchandise line sales	Number	Total sales
Large stores and multiunits—															
Analyzing merchandise line sales, total	38,424	200	...	12,612	91	...	97,024	480	...	10,447	78	...	21,025	107	...
Hardware	16,302	200	38,424	5,057	91	12,612	47,002	480	97,024	4,727	78	10,447	9,039	107	21,025
Paint, glass, wallpaper	2,417	155	31,206	508	61	9,713	7,054	255	79,024	532	40	6,282	1,100	73	15,811
Hay, grain, feed, farm and garden supplies	1,299	51	10,126	163	17	2,722	1,406	102	20,219	82	8	1,376	237	8	1,534
Farm equipment, implements, machinery	2,299	96	20,034	284	30	5,462	3,646	114	38,472	590	19	2,841	843	32	7,141
Coal, wood, fuel oil	143	7	1,420	([1])	4	(x)	187	12	2,0[illegible]	...	...	...	([1])	2	(x)
Major household appliances	3,373	103	23,845	1,336	64	10,142	12,446	269	68,522	[illegible]	38	6,891	2,209	62	13,343
Housewares (inc. electric)	1,524	133	28,013	653	66	10,066	6,201	326	75,278	812	47	7,217	1,765	72	15,090
Furniture, other home furnishings	1,328	43	11,511	737	48	8,238	4,977	117	40,995	438	22	2,862	686	20	4,559
Heating, plumbing, air-conditioning equipment	1,282	64	16,383	855	42	6,784	7,628	199	55,960	396	28	4,122	1,023	40	8,956
Lighting, electrical supplies	614	73	19,032	268	39	6,862	2,514	201	53,571	190	21	3,915	442	46	9,529
Softwood lumber	([1])	4	(x)	([1])	4	(x)	([1])	4	(x)	81	6	523	([1])	2	(x)
Hardwood lumber (exc. hardwood flooring)	([1])	3	(x)	([1])	1	(x)	([1])	1	(x)	15	6	642	...	...	...
Hardwood flooring	33	6	2,069	([1])	1	(x)	([1])	4	(x)	27	7	685	...	...	...
Plywood (softwood and hardwood)	35	12	3,589	([1])	1	(x)	([1])	3	(x)	11	7	685	([1])	1	(x)
Other lumber products (inc. millwork)	250	13	4,045	([1])	2	(x)	89	6	1,079	34	6	647	([1])	1	(x)
Building materials (exc. lumber products)	3,786	114	25,470	207	18	2,911	3,328	133	46,474	671	17	3,590	648	27	7,129
Other sales	3,239	...	...	1,444	...	...	10,894	...	...	487	...	...	2,133	...	...
Not analyzing merchandise line sales	2,547	8	...	229	1	...	2,081	11	...	1,004		...	286	2	...
Small single unit stores	16,604	395	...	14,716	382	...	53,210	1,469	...	15,484	43	...	13,066	318	...

Kind of business and merchandise line	PENNSYLVANIA Merchandise line sales	Number	Total sales	RHODE ISLAND Merchandise line sales	Number	Total sales	SOUTH CAROLINA Merchandise line sales	Number	Total sales	SOUTH DAKOTA Merchandise line sales	Number	Total sales	TENNESSEE Merchandise line sales	Number	Total sales
Large stores and multiunits—															
Analyzing merchandise line sales, total	97,176	405	...	10,094	22	...	22,506	100	...	9,265	70	...	30,176	156	...
Hardware	38,792	405	97,176	2,404	22	10,094	10,125	100	22,506	3,274	70	9,265	14,475	156	30,176
Paint, glass, wallpaper	8,984	307	83,164	735	16	9,215	1,828	62	16,964	407	59	8,002	2,006	101	20,115
Hay, grain, feed, farm and garden supplies	1,037	67	13,615	48	9	1,621	442	11	2,190	68	19	2,414	1,074	53	9,195
Farm equipment, implements, machinery	2,668	69	25,305	26	6	466	727	40	9,400	656	27	4,802	1,674	60	13,912
Coal, wood, fuel oil	308	9	2,246	...	...	...	([1])	2	(x)	([1])	1	(x)	126	9	1,703
Major household appliances	11,675	214	66,869	1,241	14	8,158	2,269	4	13,963	1,386	57	8,069	2,844	46	21,312
Housewares (inc. electric)	4,327	260	71,774	940	17	9,338	803	48	14,071	537	51	7,234	1,255	39	20,419
Furniture, other home furnishings	4,133	80	32,906	601	6	5,305	1,412	19	8,549	708	38	5,897	1,470	49	12,089
Heating, plumbing, air-conditioning equipment	9,112	165	56,956	639	9	7,539	795	27	10,689	361	30	5,186	834	47	10,476
Lighting, electrical supplies	2,143	180	55,157	1,157	10	9,156	342	32	11,592	252	35	5,532	438	63	11,665
Softwood lumber	320	12	2,414	([1])	1	(x)	([1])	1	(x)	...	...	...	150	5	1,003
Hardwood lumber (exc. hardwood flooring)	15	5	940	([1])	1	(x)	([1])	1	(x)	...	...	...	([1])	1	(x)
Hardwood flooring	21	7	1,622	([1])	1	(x)	15	5	1,014	...	...	...	43	6	1,307
Plywood (softwood and hardwood)	123	11	2,457	([1])	1	(x)	([1])	3	(x)	...	...	...	14	6	1,106
Other lumber products (inc. millwork)	190	11	2,320	([1])	2	(x)	97	6	978	...	...	...	73	6	1,073
Building materials (exc. lumber products)	3,762	109	43,673	136	10	3,857	1,318	45	13,699	255	28	3,851	1,331	43	10,629
Other sales	9,566	...	...	2,157	...	...	2,433	...	...	1,360	...	...	1,819	...	...
Not analyzing merchandise line sales	3,013	20	...	544	2	...	2,601	9	...	1,241	9	...	814	5	...
Small single unit stores	50,934	1,590	...	3,880	127	...	9,021	202	...	14,922	377	...	16,367	417	...

See footnotes at end of table.

Table 22D.—MERCHANDISE LINE SALES OF LARGE STORES AND MULTIUNITS—LUMBER, BUILDING, HARDWARE GROUP—KIND OF BUSINESS, BY STATE: 1948—Continued

[See text for explanatory material]

Kind of business and merchandise line	Merchandise line sales (Thousand dollars)	Stores reporting merchandise line: Number	Stores reporting merchandise line: Total sales (Thousand dollars)	Merchandise line sales (Thousand dollars)	Stores reporting merchandise line: Number	Stores reporting merchandise line: Total sales (Thousand dollars)	Merchandise line sales (Thousand dollars)	Stores reporting merchandise line: Number	Stores reporting merchandise line: Total sales (Thousand dollars)	Merchandise line sales (Thousand dollars)	Stores reporting merchandise line: Number	Stores reporting merchandise line: Total sales (Thousand dollars)	Merchandise line sales (Thousand dollars)	Stores reporting merchandise line: Number	Stores reporting merchandise line: Total sales (Thousand dollars)
HARDWARE STORES	TEXAS			UTAH			VERMONT			VIRGINIA			WASHINGTON		
Large stores and multiunits															
Analyzing merchandise line sales, total	[illegible]	[illegible]	...	[illegible]	[illegible]	...	[illegible]	17	...	[illegible]	195	...	[illegible]	149	...
Hardware	[illegible]	327	[illegible]	1,842	28	[illegible]	1,243	12	[illegible]	[illegible]	195	41,620	14,778	149	27,634
Paint, glass, wallpaper	[illegible]	204	[illegible]	130	22	[illegible]	109	11	[illegible]	3,618	160	34,701	1,379	49	18,482
Hay, grain, feed, farm and garden supplies	[illegible]	1	[illegible]	[illegible]	...	...	(1)		(x)	1,180	57	10,492	110	18	2,641
Farm equipment, implements, machinery	[illegible]	76	15,290	[illegible]	[illegible]	[illegible]	(1)	[illegible]	(x)	1,347	80	21,719	928	27	5,998
Coal, wood, fuel oil	[illegible]	[illegible]	[illegible]	(1)	1	(x)	(1)	1	(x)	144	7	1,784	43	5	942
Major household appliances	[illegible]	161	[illegible]	[illegible]	[illegible]	[illegible]	342	10	[illegible]	[illegible]	105	26,694	3,097	40	19,083
Housewares (inc. electric)	[illegible]	157	[illegible]	541	26	[illegible]	175	14	[illegible]	2,130	138	31,232	1,752	91	16,937
Furniture, other home furnishings	[illegible]	[illegible]	[illegible]	649	7	[illegible]	(1)	[illegible]	(x)	2,851	66	18,791	1,407	42	9,696
Heating, plumbing, air conditioning equipment	[illegible]	101	[illegible]	413	[illegible]	[illegible]	330	8	[illegible]	[illegible]	65	21,565	1,296	54	12,209
Lighting, electrical supplies	[illegible]	101	[illegible]	102	[illegible]	[illegible]	47	[illegible]	[illegible]	917	81	22,875	640	65	13,009
Softwood lumber	[illegible]	13	[illegible]	(1)	3	(x)	(1)	1	(x)	172	7	2,091	189	5	905
Hardwood lumber (exc. hardwood flooring)	[illegible]	[illegible]	1,070	(1)	[illegible]	(x)	(1)	1	(x)	(1)	2	(x)	(1)	1	(x)
Hardwood flooring	[illegible]	11	1,082	(1)	1	(x)	...	...	...	55	8	2,430	(1)	1	(x)
Plywood (softwood and hardwood)	[illegible]	14	[illegible]	(1)	1	(x)	(1)	1	(x)	39	9	2,433	71	5	957
Other lumber products (inc. millwork)	[illegible]	[illegible]	3,795	(1)	1	(x)	(1)	1	(x)	289	15	3,307	63	5	867
Building materials (exc. lumber products)	[illegible]	65	13,141	[illegible]	7	[illegible]	236	10	[illegible]	[illegible]	75	22,972	401	27	5,441
Other sales	3,434	...	...	1,250	...	...	172	...	...	3,381	...	...	1,984	...	...
Not analyzing merchandise line sales	[illegible]	[illegible]	...	...	...	...	200	2	...	308	2	...	298	3	...
Small single unit stores	[illegible]	[illegible]	...	1,855	52	...	3,199	79	...	12,411	242	...	16,103	298	...
	WEST VIRGINIA			WISCONSIN			WYOMING								
Large stores and multiunits															
Analyzing merchandise line sales, total	12,148	[illegible]	...	52,303	283	...	[illegible]	30	...						
Hardware	[illegible]	[illegible]	18,148	18,466	283	[illegible]	1,531	30	[illegible]						
Paint, glass, wallpaper	1,[illegible]	[illegible]	17,045	2,809	146	40,123	122	21	[illegible]						
Hay, grain, feed, farm and garden supplies	396	[illegible]	[illegible]	544	64	3,206	105	[illegible]	1,014						
Farm equipment, implements, machinery	403	32	[illegible]	[illegible]	110	23,[illegible]	154	10	1,635						
Coal, wood, fuel oil	(1)	[illegible]	(x)	177	7	1,272	34	8	1,040						
Major household appliances	[illegible]	[illegible]	10,333	[illegible]	207	42,388	164	14	[illegible]						
Housewares (inc. electric)	[illegible]	51	11,774	[illegible]	141	38,222	200	14	[illegible]						
Furniture, other home furnishings	[illegible]	22	[illegible]	[illegible]	97	14,[illegible]	32	10	[illegible]						
Heating, plumbing, air-conditioning equipment	1,173	36	[illegible]	[illegible]	143	29,[illegible]	88	11	1,751						
Lighting, electrical supplies	[illegible]	[illegible]	10,[illegible]	941	148	29,807	[illegible]	14	[illegible]						
Softwood lumber	(1)	[illegible]	(x)	(1)	2	(x)	(1)	[illegible]	(x)						
Hardwood lumber (exc. hardwood flooring)	(1)	[illegible]	(x)	(1)	1	(x)	(1)	2	(x)						
Hardwood flooring	(1)	[illegible]	(x)	(1)	1	(x)	(1)	1	(x)						
Plywood (softwood and hardwood)	(1)	3	(x)	...	...	...	(1)	2	(x)						
Other lumber products (inc. millwork)	51	[illegible]	[illegible]	(1)	3	(x)	(1)	[illegible]	(x)						
Building materials (exc. lumber products)	[illegible]	32	[illegible]	1,[illegible]	29	21,032	147	11	1,052						
Other sales	[illegible]	...	...	[illegible]	...	...	61[illegible]	...	...						
Not analyzing merchandise line sales	...	...	...	[illegible]	[illegible]	...	231	2	...						
Small single unit stores	[illegible]	[illegible]	...	38,35[illegible]	93[illegible]	...	2,517	48	...						

Table 22D.—MERCHANDISE LINE SALES OF LARGE STORES AND MULTIUNITS—LUMBER, BUILDING, HARDWARE GROUP—KIND OF BUSINESS, BY STATE: 1948—Continued

[See text for explanatory material]

FARM EQUIPMENT DEALERS

Column headings for each state: Merchandise line sales (Thousand dollars); Stores reporting merchandise line: Number; Total sales (Thousand dollars)

Kind of business and merchandise line	ALABAMA Merchandise line sales	Number	Total sales	ARIZONA Merchandise line sales	Number	Total sales	ARKANSAS Merchandise line sales	Number	Total sales	CALIFORNIA Merchandise line sales	Number	Total sales	COLORADO Merchandise line sales	Number	Total sales
Large stores and multiunits—															
Analyzing merchandise line sales, total	[illegible]	[illegible]	...	[illegible],081	28	...	[illegible]	172	...	31,[illegible]	[illegible]	...	32,128	167	...
Farm equipment, implements, machinery (new)	[illegible]	104	19,7[illegible]	[illegible]	26	9,70[illegible]	22,47[illegible]	171	[illegible]	[illegible]	[illegible]	129,[illegible]	17,706	165	[illegible]
Farm equipment, implements, machinery (used)	[illegible]82	[illegible]	[illegible]	[illegible]	26	7,2[illegible]	[illegible]	121	30,444	[illegible],12[illegible]	[illegible]	[illegible]	2,[illegible]	113	23,421
Other farm supplies (allied lines)	[illegible]48	19	[illegible],442	[illegible]	19	7,72[illegible]	1,925	[illegible]	17,35[illegible]	[illegible]	[illegible]	[illegible]	1,[illegible]	[illegible]	14,514
Passenger cars (new)	58	15	3,282	[illegible]	2	(x)	[illegible]58	16	4,49[illegible]	857	[illegible]	7,84[illegible]	294	23	5,826
Trucks (new)	2,022	44	[illegible],242	[illegible]	[illegible]	[illegible]	1,754	49	13,44[illegible]	4,4[illegible]	51	[illegible],44[illegible]	1,949	42	10,418
Passenger cars (used)	83	14	[illegible]	(1)	2	(x)	[illegible]34	16	4,62[illegible]	425	18	[illegible]	224	21	5,144
Trucks (used)	208	33	8,[illegible]	[illegible]	2	(x)	234	31	[illegible]	[illegible]	[illegible]	28,92[illegible]	162	33	8,[illegible]3
Parts and accessories	2,813	74	14,543	[illegible]8	14	[illegible],74[illegible]	[illegible],713	136	31,606	22,18[illegible]	251	105,484	4,060	123	24,480
Shop or service labor sales	793	80	15,4[illegible]3	424	22	8,16[illegible]	2,168	144	33,897	8,044	282	[illegible]	1,272	130	26,735
Automobile trailers	(1)	1	(x)	...	...	...	(1)	1	(x)	[illegible]	[illegible]	(x)	...	...	...
Gasoline and lubricants	63	37	6,858	[illegible]	8	3,611	136	4	[illegible]	282	[illegible]	27,5[illegible]	[illegible]	47	9,854
Other sales	565	...	...	[illegible]	...	...	2,[illegible]	...	...	[illegible],348	...	...	1,[illegible]	...	...
Not analyzing merchandise line sales	[illegible]	1	...	...	...	...	...	...	...	234	[illegible]	...	411	2	...
Small single unit stores	[illegible],132	61	...	[illegible]	[illegible]	...	4,801	[illegible]	...	[illegible]	139	...	5,1[illegible]	1[illegible]	...

Kind of business and merchandise line	CONNECTICUT Merchandise line sales	Number	Total sales	DELAWARE Merchandise line sales	Number	Total sales	FLORIDA Merchandise line sales	Number	Total sales	GEORGIA Merchandise line sales	Number	Total sales	IDAHO Merchandise line sales	Number	Total sales
Large stores and multiunits—															
Analyzing merchandise line sales, total	6,017	27	...	2,103	15	...	13,7[illegible]1	52	...	29,824	171	...	38,273	158	...
Farm equipment, implements, machinery (new)	4,344	26	5,806	1,651	14	2,598	7,351	52	13,7[illegible]	18,[illegible]	171	29,824	22,205	156	37,904
Farm equipment, implements, machinery (used)	270	12	2,401	229	9	1,735	822	29	9,386	1,[illegible]	82	16,71[illegible]	1,760	90	23,474
Other farm supplies (allied lines)	386	14	2,996	(1)	4	(x)	491	15	3,748	1,7[illegible]	33	7,44[illegible]	1,198	49	12,945
Passenger cars (new)	...	...	...	(1)	1	(x)	[illegible]29	[illegible]	1,356	[illegible]	22	5,157	437	13	4,[illegible]97
Trucks (new)	(1)	1	(x)	(1)	1	(x)	[illegible]35	15	[illegible],888	1,858	50	11,83[illegible]	1,751	35	11,181
Passenger cars (used)	...	...	...	(1)	1	(x)	[illegible]	5	1,222	[illegible]	12	2,972	[illegible]7	9	2,7[illegible]3
Trucks (used)	(1)	1	(x)	(1)	1	(x)	[illegible]	10	2,80[illegible]	138	31	8,487	228	20	6,322
Parts and accessories	[illegible]58	15	2,291	[illegible]43	6	1,343	[illegible],741	42	10,9[illegible]1	[illegible],84[illegible]	175	21,135	5,072	117	29,[illegible]
Shop or service labor sales	[illegible]	16	2,976	91	7	1,24[illegible]	[illegible]	43	11,286	1,152	[illegible]	[illegible]	1,5[illegible]	111	[illegible]
Automobile trailers	...	...	...	...	...	...	(1)	1	(x)	(1)	2	(x)	...	...	...
Gasoline and lubricants	[illegible]	8	[illegible],374	(1)	[illegible]	(x)	19	12	1,912	8[illegible]	[illegible]	[illegible],548	[illegible]	27	9,219
Other sales	[illegible]72	...	...	559	...	...	[illegible]	...	...	[illegible]	...	...	2,485	...	...
Not analyzing merchandise line sales	41	[illegible]	...	...	...	...	[illegible]	1	...	[illegible]84	4	...	...	...	...
Small single unit stores	484	13	...	59[illegible]	12	...	[illegible],142	41	...	5,5[illegible]	102	...	2,[illegible]	47	...

Kind of business and merchandise line	ILLINOIS Merchandise line sales	Number	Total sales	INDIANA Merchandise line sales	Number	Total sales	IOWA Merchandise line sales	Number	Total sales	KANSAS Merchandise line sales	Number	Total sales	KENTUCKY Merchandise line sales	Number	Total sales
Large stores and multiunits—															
Analyzing merchandise line sales, total	[illegible]2,714	762	...	[illegible],107	4[illegible]4	...	14[illegible],31[illegible]	[illegible]	...	91,[illegible]	5[illegible]	...	25,533	145	...
Farm equipment, implements, machinery (new)	76,714	761	142,468	46,[illegible]	398	[illegible]	78,[illegible]	8[illegible]1	[illegible],498	[illegible]	498	91,561	12,460	138	24,515
Farm equipment, implements, machinery (used)	[illegible],427	582	114,5[illegible]	4,[illegible]	253	48,917	7,985	[illegible]	108,374	[illegible]	[illegible]	64,90[illegible]	2,180	79	15,15[illegible]
Other farm supplies (allied lines)	7,30[illegible]	361	70,83[illegible]	4,[illegible]	17[illegible]	35,25[illegible]	[illegible]	392	[illegible]	[illegible]	183	34,142	2,697	69	13,649
Passenger cars (new)	2,398	[illegible]	23,052	[illegible],81	29	6,39[illegible]	4,1[illegible]	132	28,[illegible]	2,17[illegible]	25	17,724	594	23	6,187
Trucks (new)	5,90[illegible]	220	55,22[illegible]	[illegible],35	78	19,336	4,74[illegible]	254	47,[illegible]	[illegible]	150	34,730	1,381	46	10,705
Passenger cars (used)	1,015	91	21,1[illegible]	287	26	5,742	1,573	124	26,704	807	85	1[illegible],274	165	17	5,005
Trucks (used)	[illegible]2	130	37,162	212	44	11,838	507	134	28,346	629	111	26,134	110	30	7,608
Parts and accessories	19,901	641	124,104	7,898	276	54,732	18,074	671	117,449	14,464	412	76,14[illegible]	2,434	93	17,757
Shop or service labor sales	[illegible],129	[illegible]	127,356	3,2[illegible]3	406	58,4[illegible]	[illegible],143	699	121,545	4,130	406	74,65[illegible]	415	91	17,259
Automobile trailers	64	7	1,595	(1)	1	(x)	(1)	4	(x)	(1)	2	(x)	...	...	...
Gasoline and lubricants	[illegible]	301	58,544	549	[illegible]	16,800	717	337	59,106	70[illegible]	113	21,182	472	4[illegible]	8,292
Other sales	8,[illegible]	...	...	5,2[illegible]	...	...	8,961	...	...	4,[illegible]	...	...	2,325	...	...
Not analyzing merchandise line sales	329	3	...	191	5	...	2,622	[illegible]	...	[illegible]	1	...	399	[illegible]	...
Small single unit stores	26,381	441	...	15,504	287	...	[illegible]	563	...	21,3[illegible]	405	...	4,6[illegible]	88	...

Kind of business and merchandise line	LOUISIANA Merchandise line sales	Number	Total sales	MAINE Merchandise line sales	Number	Total sales	MARYLAND Merchandise line sales	Number	Total sales	MASSACHUSETTS Merchandise line sales	Number	Total sales	MICHIGAN Merchandise line sales	Number	Total sales
Large stores and multiunits—															
Analyzing merchandise line sales, total	21,796	97	...	11,217	38	...	12,876	67	...	7,850	34	...	51,921	310	...
Farm equipment, implements, machinery (new)	12,245	97	21,796	6,052	37	9,552	7,277	67	12,876	5,211	34	7,850	28,391	309	51,741
Farm equipment, implements, machinery (used)	579	51	11,458	312	22	6,540	4[illegible]	32	5,749	22[illegible]	[illegible]	4,017	2,570	220	38,989
Other farm supplies (allied lines)	920	24	5,326	2,309	19	5,538	1,342	37	7,356	[illegible],056	18	4,335	[illegible],228	159	28,032
Passenger cars (new)	174	5	1,744	(1)	2	(x)	(1)	4	(x)	...	...	...	1,111	37	7,095
Trucks (new)	1,262	24	7,378	354	5	1,872	(1)	7	2,355	(1)	[illegible]	(x)	3,179	93	20,502
Passenger cars (used)	(1)	4	(x)	(1)	2	(x)	(1)	3	(x)	...	...	...	202	36	6,616
Trucks (used)	102	10	3,255	(1)	3	(x)	(1)	2	(x)	(1)	[illegible]	(x)	[illegible]4	6[illegible]	14,064
Parts and accessories	3,529	72	16,690	1,000	21	6,649	1,467	50	4,998	[illegible]	18	4,19[illegible]	5,156	225	40,338
Shop or service labor sales	408	75	17,451	290	22	8,378	484	49	8,890	[illegible]	[illegible]	4,491	1,449	234	41,121
Automobile trailers	(1)	1	(x)	...	...	...	(1)	1	(x)	(1)	1	(x)	(1)	4	(x)
Gasoline and lubricants	157	15	2,944	121	15	[illegible],379	154	24	5,09[illegible]	[illegible]1	[illegible]	[illegible],48[illegible]	452	1[illegible]4	24,803
Other sales	920	...	...	779	...	...	1,336	...	...	586	...	...	4,78[illegible]	...	...
Not analyzing merchandise line sales	125	1	...	1,272	4	...	...	...	...	...	...	...	1,054	8	...
Small single unit stores	1,664	34	...	1,783	33	...	2,258	48	...	1,885	40	...	18,940	384	...

Kind of business and merchandise line	MINNESOTA Merchandise line sales	Number	Total sales	MISSISSIPPI Merchandise line sales	Number	Total sales	MISSOURI Merchandise line sales	Number	Total sales	MONTANA Merchandise line sales	Number	Total sales	NEBRASKA Merchandise line sales	Number	Total sales
Large stores and multiunits—															
Analyzing merchandise line sales, total	96,102	538	...	27,059	141	...	63,867	355	...	32,143	146	...	[illegible],158	411	...
Farm equipment, implements, machinery (new)	50,261	528	94,449	17,099	137	26,270	35,242	345	62,030	17,80[illegible]	146	32,[illegible]	44,[illegible]31	409	77,181
Farm equipment, implements, machinery (used)	9,299	408	75,34[illegible]	1,655	62	11,052	[illegible],220	165	47,580	1,47[illegible]	85	21,3[illegible]	6,925	[illegible]	54,28[illegible]
Other farm supplies (allied lines)	6,388	259	47,211	451	23	4,532	[illegible],638	128	24,981	1,827	56	1[illegible],54[illegible]	[illegible]51	170	31,22[illegible]
Passenger cars (new)	2,745	108	23,421	170	8	1,349	[illegible],445	43	10,145	1,0[illegible]	[illegible]7	[illegible]	1,942	66	17,74[illegible]
Trucks (new)	2,663	134	28,345	1,518	33	9,925	2,575	100	20,407	1,97[illegible]	62	15,84[illegible]	[illegible],160	96	22,162
Passenger cars (used)	1,100	87	19,743	60	9	1,719	540	46	11,529	1[illegible]	24	6,702	717	55	13,014
Trucks (used)	404	72	16,892	128	14	3,533	400	69	15,20[illegible]	[illegible]08	[illegible]	[illegible]	351	52	14,233
Parts and accessories	10,239	418	73,893	3,159	76	16,268	[illegible],923	280	50,085	4,182	117	27,04[illegible]	[illegible],531	327	59,998
Shop or service labor sales	4,206	447	78,493	1,187	69	14,110	2,746	294	52,558	1,148	107	24,424	2,788	313	54,468
Automobile trailers	(1)	4	(x)	...	...	...	(1)	2	(x)	...	...	...	(1)	2	(x)
Gasoline and lubricants	1,628	191	34,299	169	18	4,810	379	129	23,632	[illegible]	50	11,[illegible]	[illegible]	129	24,872
Other sales	[illegible],1[illegible]	...	...	963	...	...	2,759	...	...	1,918	...	...	4,177	...	...
Not analyzing merchandise line sales	1,267	10	...	258	2	...	965	[illegible]	...	285	[illegible]	...	724	...	...
Small single unit stores	27,480	500	...	3,757	73	...	16,560	299	...	3,9[illegible]	71	...	19,58[illegible]	[illegible]	...

See footnotes at end of table.

Table 22D.—MERCHANDISE LINE SALES OF LARGE STORES AND MULTIUNITS—LUMBER, BUILDING, HARDWARE GROUP—KIND OF BUSINESS, BY STATE: 1948—Continued

[See text for explanatory material]

FARM EQUIPMENT DEALERS

Kind of business and merchandise line	NEW HAMPSHIRE: Merchandise line sales (Thousand dollars)	NEW HAMPSHIRE: Stores reporting merchandise line, Number	NEW HAMPSHIRE: Stores reporting merchandise line, Total sales (Thousand dollars)	NEW JERSEY: Merchandise line sales (Thousand dollars)	NEW JERSEY: Number	NEW JERSEY: Total sales (Thousand dollars)	NEW MEXICO: Merchandise line sales (Thousand dollars)	NEW MEXICO: Number	NEW MEXICO: Total sales (Thousand dollars)	NEW YORK: Merchandise line sales (Thousand dollars)	NEW YORK: Number	NEW YORK: Total sales (Thousand dollars)	NORTH CAROLINA: Merchandise line sales (Thousand dollars)	NORTH CAROLINA: Number	NORTH CAROLINA: Total sales (Thousand dollars)
Large stores and multiunits															
Analyzing merchandise line sales, total	[illegible]	12	...	[illegible]	62	...	[illegible]	[illegible]	...	50,172	259	...	32,640	155	...
Farm equipment, implements, machinery (new)	1,[illegible]	[illegible]	[illegible]	8,308	[illegible]	[illegible]	[illegible]	46	8,426	28,513	255	50,330	18,4[illegible]	152	32,156
Farm equipment, implements, machinery (used)	[illegible]	[illegible]	1,5[illegible]	825	34	[illegible],489	[illegible]	22	3,533	2,709	184	34,885	2,290	102	23,678
Other farm supplies (allied lines)	[illegible]	4	(x)	[illegible]	[illegible]	[illegible]	1,[illegible]	17	4,34[illegible]	5,085	140	29,506	1,193	47	9,464
Passenger cars (new)	[illegible]	2	[illegible]	[illegible]	[illegible]	[illegible]	[illegible]	2	(x)	465	16	3,696	596	11	3,837
Trucks (new)	[illegible]	[illegible]	(x)	[illegible]	5	[illegible]	[illegible]29	9	1,355	1,341	44	9,589	2,06[illegible]	30	11,539
Passenger cars (used)	[illegible]	[illegible]	[illegible]	[illegible]	5	[illegible]	[illegible]	1	(x)	119	20	4,401	785	10	3,213
Trucks (used)	[illegible]	3	(x)	[illegible]	2	[illegible]	[illegible]	4	(x)	229	36	8,475	218	24	9,488
Parts and accessories	152	6	1,4[illegible]	[illegible]	37	9,901	955	34	5,775	4,039	173	31,612	3,737	101	23,940
Shop or service labor sales	[illegible]	[illegible]	[illegible]	[illegible]5	36	9,12[illegible]	422	34	7,258	1,827	185	36,132	1,137	107	24,554
Automobile trailers	...	...	...	[illegible]	[illegible]	(x)	(1)	1	(x)	(1)	2	(x)	(1)	1	(x)
Gasoline and lubricants	[illegible]	5	[illegible]	22[illegible]	[illegible]	5,071	37	10	1,524	401	87	15,588	51	30	7,603
Other sales	551	...	...	1,[illegible]	...	...	[illegible]85	...	...	5,444	...	...	2,653	...	...
Not analyzing merchandise line sales	...	...	...	130	1	...	584	2	...	736	4	...	160	2	...
Small single unit stores	273	9	...	1,926	41	...	1,601	27	...	13,260	273	...	4,345	84	...

Kind of business and merchandise line	NORTH DAKOTA: Merchandise line sales	NORTH DAKOTA: Number	NORTH DAKOTA: Total sales	OHIO: Merchandise line sales	OHIO: Number	OHIO: Total sales	OKLAHOMA: Merchandise line sales	OKLAHOMA: Number	OKLAHOMA: Total sales	OREGON: Merchandise line sales	OREGON: Number	OREGON: Total sales	PENNSYLVANIA: Merchandise line sales	PENNSYLVANIA: Number	PENNSYLVANIA: Total sales
Large stores and multiunits—															
Analyzing merchandise line sales, total	69,143	[illegible]	...	[illegible]	455	...	44,092	264	...	31,143	114	...	50,061	264	...
Farm equipment, implements, machinery (new)	[illegible],405	335	[illegible]8,[illegible]8	4[illegible]	446	72,456	25,182	261	43,343	17,180	113	31,025	29,397	261	49,836
Farm equipment, implements, machinery (used)	[illegible],637	197	[illegible]	4,[illegible]	301	51,673	3,871	159	28,553	2,089	74	23,252	2,764	183	37,691
Other farm supplies (allied lines)	4,64[illegible]	156	3[illegible],[illegible]	4,[illegible]	246	42,[illegible]	1,349	79	12,633	2,170	44	14,292	4,495	146	29,342
Passenger cars (new)	[illegible],[illegible]91	9[illegible]	[illegible]	[illegible]	[illegible]	6,460	1,255	53	12,041	343	7	2,277	[illegible]5	16	4,230
Trucks (new)	[illegible]	107	24,6[illegible]9	[illegible]	74	17,379	1,5[illegible]5	73	15,958	1,780	18	8,119	1,557	24	6,908
Passenger cars (used)	5[illegible]3	5[illegible]	[illegible]	[illegible]	24	4,613	254	42	10,928	35	6	3,069	152	15	3,919
Trucks (used)	[illegible]	5[illegible]	[illegible]	[illegible]	44	11,530	244	4[illegible]	10,449	252	18	8,929	106	23	6,233
Parts and accessories	[illegible]	281	55,[illegible]	[illegible]	313	[illegible]2,196	5,789	204	32,776	[illegible],979	76	22,928	5,330	170	35,321
Shop or service labor sales	[illegible]	2[illegible]2	[illegible]	[illegible]	34[illegible]	[illegible]6,[illegible]33	1,640	192	31,247	1,180	80	24,691	2,376	194	39,163
Automobile trailers	[illegible]	[illegible]	(x)	[illegible]	1	(x)	(1)	[illegible]	(x)	(1)	1	(x)	(1)	4	(x)
Gasoline and lubricants	[illegible]	119	24,[illegible]	454	162	27,818	536	53	9,119	379	27	7,764	569	93	19,041
Other sales	[illegible]	...	...	[illegible]2	...	...	2,467	...	...	1,756	...	...	3,4[illegible]	...	...
Not analyzing merchandise line sales	[illegible]	[illegible]	...	[illegible]	[illegible]	...	3[illegible]	2	...	...	...	...	876	2	...
Small single unit stores	[illegible]	[illegible]	...	[illegible]	461	...	12,095	230	...	2,885	59	...	15,582	334	...

Kind of business and merchandise line	SOUTH CAROLINA: Merchandise line sales	SOUTH CAROLINA: Number	SOUTH CAROLINA: Total sales	SOUTH DAKOTA: Merchandise line sales	SOUTH DAKOTA: Number	SOUTH DAKOTA: Total sales	TENNESSEE: Merchandise line sales	TENNESSEE: Number	TENNESSEE: Total sales	TEXAS: Merchandise line sales	TEXAS: Number	TEXAS: Total sales	UTAH: Merchandise line sales	UTAH: Number	UTAH: Total sales
Large stores and multiunits—															
Analyzing merchandise line sales, total	[illegible]	[illegible]	...	[illegible],114	268	...	26,477	144	...	130,809	662	...	8,105	53	...
Farm equipment, implements, machinery (new)	[illegible],1[illegible]	[illegible]	[illegible]	[illegible],886	264	[illegible]1,309	13,763	144	26,47[illegible]	74,316	652	128,962	4,977	53	8,105
Farm equipment, implements, machinery (used)	[illegible]	[illegible]	[illegible]	2,827	169	36,157	2,067	94	1[illegible],352	11,384	419	87,854	271	32	5,835
Other farm supplies (allied lines)	[illegible]	[illegible]	[illegible]	[illegible],[illegible]71	97	2[illegible],409	1,615	56	10,[illegible]	4,380	190	38,939	405	19	3,395
Passenger cars (new)	[illegible]	[illegible]	[illegible]	[illegible]	88	21,146	[illegible]3	14	3,084	1,977	70	17,19[illegible]	173	6	957
Trucks (new)	[illegible]1	[illegible]	4,[illegible]	[illegible]	116	25,[illegible]	1,742	40	10,314	[illegible],30[illegible]	164	42,684	430	12	2,435
Passenger cars (used)	[illegible]	[illegible]	(x)	[illegible]	[illegible]	17,418	225	16	3,373	645	[illegible]	12,485	(1)	4	(x)
Trucks (used)	[illegible]	[illegible]	[illegible]	[illegible]	53	14,184	283	[illegible]	[illegible],[illegible]59	504	82	2[illegible],1[illegible]	55	10	1,827
Parts and accessories	[illegible]	[illegible]	[illegible]	[illegible],31	222	44,79[illegible]	2,942	102	[illegible],390	17,616	479	95,764	696	32	6,079
Shop or service labor sales	[illegible]	[illegible]	[illegible]	2,393	2[illegible]	44,155	1,103	113	20,570	[illegible]	481	97,346	214	35	6,346
Automobile trailers	...	...	...	(1)	[illegible]	(x)	...	...	...	(1)	4	(x)	(1)	1	(x)
Gasoline and lubricants	[illegible]	[illegible]	[illegible]	[illegible]	[illegible]	18,578	14[illegible]	31	[illegible],446	567	124	25,973	88	9	1,785
Other sales	[illegible]	...	...	[illegible]	...	...	[illegible]	...	...	8,244	...	...	796	...	...
Not analyzing merchandise line sales	[illegible]	[illegible]	...	[illegible]	[illegible]	...	232	1	...	4,491	23	...	...	...	...
Small single unit stores	[illegible]	[illegible]	...	[illegible]	24[illegible]	...	4,759	92	...	22,87[illegible]	416	...	2,389	46	...

Kind of business and merchandise line	VERMONT: Merchandise line sales	VERMONT: Number	VERMONT: Total sales	VIRGINIA: Merchandise line sales	VIRGINIA: Number	VIRGINIA: Total sales	WASHINGTON: Merchandise line sales	WASHINGTON: Number	WASHINGTON: Total sales	WEST VIRGINIA: Merchandise line sales	WEST VIRGINIA: Number	WEST VIRGINIA: Total sales	WISCONSIN: Merchandise line sales	WISCONSIN: Number	WISCONSIN: Total sales
Large stores and multiunits—															
Analyzing merchandise line sales, total	[illegible]	[illegible]	...	[illegible]	[illegible]	...	41,17[illegible]	1[illegible]	...	[illegible]	24	...	64,130	393	...
Farm equipment, implements, machinery (new)	[illegible]	[illegible]	[illegible]	[illegible]	1[illegible]	[illegible]4	[illegible]	1[illegible]1	[illegible],71[illegible]	[illegible]	24	[illegible],412	35,808	389	63,763
Farm equipment, implements, machinery (used)	[illegible]	[illegible]	[illegible]	[illegible]	[illegible]	[illegible]	[illegible],185	8[illegible]	[illegible],11	[illegible]	[illegible]	[illegible]24	5,[illegible]	293	49,291
Other farm supplies (allied lines)	[illegible]	[illegible]	[illegible]	[illegible]	[illegible]	[illegible]	1,[illegible]	[illegible]	14,[illegible]13	[illegible]	1[illegible]	[illegible],614	5,228	217	38,646
Passenger cars (new)	[illegible]	[illegible]	[illegible]	[illegible]	[illegible]	[illegible]	[illegible]	20	[illegible]	1	4	(x)	[illegible]02	44	7,270
Trucks (new)	[illegible]	[illegible]	[illegible]	[illegible]	[illegible]	[illegible]	[illegible]	[illegible]	11,[illegible]	[illegible]4	8	1,[illegible]	1,[illegible]23	87	17,327
Passenger cars (used)	[illegible]	[illegible]	[illegible]	[illegible]	[illegible]	[illegible]	1[illegible]	18	[illegible]	1	[illegible]	(x)	25[illegible]	44	7,684
Trucks (used)	[illegible]	[illegible]	[illegible]	[illegible]	[illegible]	[illegible]	[illegible]	[illegible]	[illegible]	[illegible]	[illegible]	1,55[illegible]	17[illegible]	5[illegible]	11,758
Parts and accessories	[illegible]	[illegible]	[illegible]	[illegible]	[illegible]	[illegible]	[illegible]	[illegible]	[illegible]	[illegible]	[illegible]	[illegible]	[illegible]	2[illegible]	47,017
Shop or service labor sales	[illegible]	[illegible]	[illegible]	[illegible]	[illegible]	[illegible]	[illegible]	[illegible]	[illegible]	[illegible]	[illegible]	[illegible]	[illegible]	320	51,758
Automobile trailers	...	...	...	[illegible]	[illegible]	[illegible]	[illegible]	1	(x)	...	...	...	[illegible]	[illegible]	(x)
Gasoline and lubricants	[illegible]	[illegible]	[illegible]	[illegible]	[illegible]	[illegible]	[illegible]	[illegible]	[illegible]	[illegible]	[illegible]	[illegible]	[illegible]	[illegible]	25,1[illegible]
Other sales	[illegible]	...	...	[illegible]	...	...	[illegible]	...	...	[illegible]	...	...	[illegible]	...	...
Not analyzing merchandise line sales	...	...	...	[illegible]	[illegible]	...	[illegible]	[illegible]	...	...	...	...	[illegible]	[illegible]	...
Small single unit stores	[illegible]	[illegible]	...	[illegible]	[illegible]	...	[illegible]	[illegible]	...	[illegible]	19	...	[illegible]	[illegible]	...

Kind of business and merchandise line	WYOMING: Merchandise line sales	WYOMING: Number	WYOMING: Total sales
Large stores and multiunits—			
Analyzing merchandise line sales, total	[illegible]	[illegible]	...
Farm equipment, implements, machinery (new)	[illegible]	[illegible]	[illegible]
Farm equipment, implements, machinery (used)	[illegible]	[illegible]	[illegible]
Other farm supplies (allied lines)	[illegible]	[illegible]	[illegible]
Passenger cars (new)	[illegible]	[illegible]	[illegible]
Trucks (new)	[illegible]	[illegible]	[illegible]
Passenger cars (used)	[illegible]	[illegible]	[illegible]
Trucks (used)	[illegible]	[illegible]	[illegible]
Parts and accessories	[illegible]	[illegible]	[illegible]
Shop or service labor sales	[illegible]	[illegible]	[illegible]
Automobile trailers	...	...	...
Gasoline and lubricants	[illegible]	[illegible]	[illegible]
Other sales	[illegible]	...	...
Not analyzing merchandise line sales	[illegible]	[illegible]	...
Small single unit stores	[illegible]	[illegible]	...

Table 22E.—MERCHANDISE LINE SALES OF LARGE STORES AND MULTIUNITS—LUMBER, BUILDING, HARDWARE GROUP—KIND OF BUSINESS, FOR SELECTED STANDARD METROPOLITAN AREAS: 1948

[See text for explanatory material]

Each city has three columns: merchandise line sales (thousand dollars); stores reporting merchandise line, number; stores reporting merchandise line, total sales (thousand dollars).

LUMBER YARDS

Kind of business and merchandise line	AKRON, OHIO: Merchandise line sales (Thousand dollars)	Number	Total sales (Thousand dollars)	ALBANY-SCHENECTADY-TROY, N.Y.: Merchandise line sales	Number	Total sales	ALLENTOWN-BETHLEHEM-EASTON, PA.: Merchandise line sales	Number	Total sales	ATLANTA, GA.: Merchandise line sales	Number	Total sales	BALTIMORE, MD.: Merchandise line sales	Number	Total sales
Large stores and multiunits—															
Analyzing merchandise line sales, total	16,181	[illegible]	...	11,518	44	...	13,667	36	...	2,567	[illegible]	...	[illegible]5,545	46	...
Softwood lumber	7,376	[illegible]	16,181	4,078	30	9,855	4,993	34	13,[illegible]	[illegible]	24	[illegible]	7,420	41	14,63[illegible]
Hardwood lumber (exc. hardwood flooring)	1,177	24	14,264	645	18	5,960	820	24	10,840	179	9	2,219	1,154	35	10,[illegible]
Hardwood flooring	887	29	15,972	624	28	9,609	348	28	11,472	611	29	11,[illegible]	[illegible]	32	12,4[illegible]
Plywood (softwood and hardwood)	721	28	14,407	432	25	9,110	413	20	12,007	711	29	11,258	866	34	11,818
Other lumber products (inc. millwork)	1,545	25	14,[illegible]	2,634	26	9,245	2,751	33	12,784	1,[illegible]	27	9,291	2,968	[illegible]	13,738
Building materials (exc. lumber products)	1,[illegible]	25	12,859	1,384	27	9,712	1,540	30	10,391	2,[illegible]	33	12,072	1,305	36	12,649
Hardware	417	20	7,119	186	19	7,485	[illegible]94	25	11,587	584	26	9,[illegible]	666	29	[illegible]
Paint, glass, wallpaper	185	18	6,548	164	18	6,597	348	23	11,018	626	28	10,047	227	20	5,277
Hay, grain, feed, farm and garden supplies	(1)	4	(x)	(1)	2	(x)	(1)	4	(x)	(1)	1	(x)	(1)	4	(x)
Farm equipment, implements, machinery	...	...	...	(1)	1	(x)	(1)	1	(x)	(1)	2	(x)	(1)	2	(x)
Coal, wood, fuel oil	248	6	2,481	145	5	1,148	1,454	22	10,078	(1)	2	(x)	(1)	4	(x)
Major household appliances	(1)	1	(x)	(1)	3	(x)	(1)	1	(x)	(1)	[illegible]	(x)	(1)	1	(x)
Housewares (inc. electric)	(1)	1	(x)	(1)	1	(x)	...	...	...	(1)	2	(x)	(1)	2	(x)
Furniture, other home furnishings	...	...	...	...	...	...	(1)	[illegible]	(x)	(1)	1	(x)	(1)	1	(x)
Heating, plumbing, air-conditioning equipment	(1)	2	(x)	(1)	2	(x)	(1)	1	(x)	(1)	2	(x)	(1)	3	(x)
Lighting, electrical supplies	...	...	...	(1)	1	(x)	...	...	...	(1)	1	(x)	(1)	4	(x)
Other sales	[illegible]	...	...	[illegible]	...	...	[illegible]	...	...	[illegible]	...	...	430	...	...
Not analyzing merchandise line sales	...	...	...	...	...	...	295	1	...	...	...	...	...	...	...
Small single unit stores	229	[illegible]	...	[illegible]	[illegible]	...	451	1[illegible]	...	84	[illegible]	...	[illegible]	16	...

Kind of business and merchandise line	BIRMINGHAM, ALA.: Merchandise line sales	Number	Total sales	BOSTON, MASS.: Merchandise line sales	Number	Total sales	BRIDGEPORT, CONN.: Merchandise line sales	Number	Total sales	BUFFALO, N.Y.: Merchandise line sales	Number	Total sales	CANTON, OHIO: Merchandise line sales	Number	Total sales
Large stores and multiunits—															
Analyzing merchandise line sales, total	4,735	1[illegible]	...	[illegible]	84	...	2,91[illegible]	11	...	24,106	71	...	7,040	20	...
Softwood lumber	[illegible]	16	[illegible]	21,224	82	38,7[illegible]	1,181	8	[illegible]	[illegible]	66	2[illegible],076	3,835	20	7,94[illegible]
Hardwood lumber (exc. hardwood flooring)	[illegible]2	8	2,414	1,681	33	14,[illegible]	604	[illegible]	2,72[illegible]	1,586	46	17,402	650	13	6,361
Hardwood flooring	[illegible]	11	[illegible]	2,[illegible]	72	35,107	210	[illegible]	2,9[illegible]	1,176	62	21,867	344	18	6,804
Plywood (softwood and hardwood)	[illegible]	8	2,[illegible]	1,929	65	33,626	114	8	2,4[illegible]	1,362	62	21,848	26[illegible]	17	6,484
Other lumber products (inc. millwork)	483	9	[illegible]	[illegible]	51	26,959	890	8	2,[illegible]	4,997	59	21,552	1,489	17	6,746
Building materials (exc. lumber products)	[illegible]	15	4,2[illegible]	[illegible]	[illegible]	34,[illegible]	[illegible]12	9	[illegible],10[illegible]	1,867	43	1[illegible],21[illegible]	685	14	6,485
Hardware	[illegible]	10	3,2[illegible]	1,377	43	25,342	88	[illegible]	2,252	455	43	14,105	204	16	6,307
Paint, glass, wallpaper	[illegible]	[illegible]	[illegible]	585	26	18,685	81	5	1,805	414	40	15,289	169	15	6,844
Hay, grain, feed, farm and garden supplies	...	...	...	(1)	3	(x)	...	...	...	...	...	...	(1)	1	(x)
Farm equipment, implements, machinery	...	...	...	(1)	[illegible]	(x)	...	...	...	(1)	[illegible]	(x)	...	...	...
Coal, wood, fuel oil	...	...	...	1,651	7	5,163	...	...	...	244	8	2,499	(1)	2	(x)
Major household appliances	...	...	...	14[illegible]	7	7,[illegible]	...	...	...	(1)	1	(x)	...	...	...
Housewares (inc. electric)	...	...	...	(1)	3	(x)	(1)	1	(x)	(1)	2	(x)	...	...	...
Furniture, other home furnishings	...	...	...	...	...	...	...	...	...	(1)	4	(x)	...	...	...
Heating, plumbing, air-conditioning equipment	...	...	...	518	[illegible]	9,861	...	...	...	(1)	2	(x)	(1)	[illegible]	(x)
Lighting, electrical supplies	...	...	...	[illegible]	[illegible]	[illegible],5[illegible]	(1)	2	(x)	(1)	1	(x)	...	...	...
Other sales	[illegible]	...	...	878	...	...	21	...	...	[illegible]	...	...	2[illegible]	...	...
Not analyzing merchandise line sales	774	[illegible]	...	[illegible]	14	...	925	2	...	...	...	...	...	...	...
Small single unit stores	870	15	...	[illegible]	35	...	12	1	...	1,264	25	...	378	8	...

Kind of business and merchandise line	CHARLESTON, W.VA.: Merchandise line sales	Number	Total sales	CHATTANOOGA, TENN.: Merchandise line sales	Number	Total sales	CHICAGO, ILL.: Merchandise line sales	Number	Total sales	CINCINNATI, OHIO: Merchandise line sales	Number	Total sales	CLEVELAND, OHIO: Merchandise line sales	Number	Total sales
Large stores and multiunits—															
Analyzing merchandise line sales, total	[illegible]	[illegible]	...	3,7[illegible]	1[illegible]	...	111,642	266	...	16,255	31	...	44,085	63	...
Softwood lumber	1,787	11	4,[illegible]21	2,[illegible]	[illegible]	[illegible]	61,563	25[illegible]	105,[illegible]	4,787	26	15,12[illegible]	25,451	60	42,[illegible]11
Hardwood lumber (exc. hardwood flooring)	610	8	3,372	(1)	4	(x)	2,086	83	28,150	1,189	14	6,943	2,151	29	2[illegible],[illegible]94
Hardwood flooring	784	8	3,594	350	8	2,830	3,123	198	67,456	[illegible]	18	11,384	2,122	50	38,861
Plywood (softwood and hardwood)	[illegible]	[illegible]	3,217	20[illegible]	[illegible]	2,298	3,244	19[illegible]	6[illegible]	898	22	10,981	2,558	48	38,008
Other lumber products (inc. millwork)	519	[illegible]	3,[illegible]	217	5	1,403	15,[illegible]	219	[illegible]	5,[illegible]	23	12,452	7,891	42	2[illegible],960
Building materials (exc. lumber products)	[illegible]	[illegible]	3,817	527	[illegible]	1,964	11,102	21[illegible]	[illegible]1,0[illegible]8	1,668	23	9,816	2,184	38	26,86[illegible]
Hardware	221	9	3,441	(1)	3	(x)	3,1[illegible]	178	7[illegible],341	2[illegible]1	11	7,671	771	38	32,862
Paint, glass, wallpaper	[illegible]	[illegible]	2,820	58	5	1,291	871	128	62,783	1[illegible]4	10	[illegible],934	252	31	23,124
Hay, grain, feed, farm and garden supplies	...	...	...	...	...	...	444	20	[illegible]	(1)	1	(x)	(1)	2	(x)
Farm equipment, implements, machinery	...	...	...	...	...	...	253	7	2,364	...	...	...	...	...	...
Coal, wood, fuel oil	...	...	...	(1)	2	(x)	6,635	109	37,928	(1)	1	(x)	217	9	[illegible],884
Major household appliances	(1)	[illegible]	(x)	...	...	...	155	[illegible]	4,800	(1)	2	(x)	(1)	2	(x)
Housewares (inc. electric)	(1)	[illegible]	(x)	...	...	...	29	5	2,198	(1)	1	(x)	...	...	...
Furniture, other home furnishings	(1)	1	(x)	...	...	...	(1)	4	(x)	(1)	1	(x)	...	...	...
Heating, plumbing, air-conditioning equipment	(1)	[illegible]	(x)	...	...	...	616	21	[illegible]	(1)	4	(x)	(1)	[illegible]	(x)
Lighting, electrical supplies	(1)	2	(x)	...	...	...	113	11	3,[illegible]	(1)	3	(x)	(1)	1	537
Other sales	[illegible]96	...	...	[illegible]	...	...	[illegible],025	...	...	[illegible]	...	...	486	...	...
Not analyzing merchandise line sales	864	2	...	...	...	...	4,[illegible]84	[illegible]	...	1,[illegible]	[illegible]	...	569	2	...
Small single unit stores	36	2	...	483	12	...	2,[illegible]	51	...	[illegible]	[illegible]	...	665	13	...

Kind of business and merchandise line	COLUMBUS, OHIO: Merchandise line sales	Number	Total sales	DALLAS, TEX.: Merchandise line sales	Number	Total sales	DAVENPORT, IOWA-ROCK ISLAND-MOLINE, ILL.: Merchandise line sales	Number	Total sales	DAYTON, OHIO: Merchandise line sales	Number	Total sales	DENVER, COLO.: Merchandise line sales	Number	Total sales
Large stores and multiunits—															
Analyzing merchandise line sales, total	13,665	[illegible]	...	32,[illegible]	83	...	7,544	2[illegible]	...	6,99[illegible]	18	...	15,225	47	...
Softwood lumber	8,[illegible]	34	13,6[illegible]5	18,237	78	[illegible]	[illegible],664	2[illegible]	7,544	3,7[illegible]	[illegible]	6,883	7,7[illegible]1	47	15,[illegible]
Hardwood lumber (exc. hardwood flooring)	407	20	7,18[illegible]	1,798	24	10,951	40	14	5,[illegible]	[illegible]	[illegible]	4,672	325	22	[illegible]
Hardwood flooring	374	23	[illegible],423	[illegible]	62	26,22[illegible]	190	21	7,4[illegible]	277	14	6,188	428	39	12,2[illegible]
Plywood (softwood and hardwood)	525	27	11,[illegible]81	784	56	24,362	201	21	7,4[illegible]	2[illegible]1	12	5,505	446	37	12,1[illegible]
Other lumber products (inc. millwork)	2,48[illegible]	29	10,382	[illegible]	47	2[illegible]	1,210	23	7,544	1,371	1[illegible]	6,491	1,[illegible]71	[illegible]9	12,317
Building materials (exc. lumber products)	[illegible]	25	1[illegible],338	[illegible]	58	2[illegible],80[illegible]	983	19	6,832	448	14	6,188	2,[illegible]76	44	14,[illegible]
Hardware	1[illegible]3	16	6,[illegible]	[illegible]	[illegible]	25,146	253	17	6,672	1[illegible]9	14	5,166	1,080	44	13,[illegible]26
Paint, glass, wallpaper	128	18	[illegible],477	[illegible]	68	26,574	68	16	[illegible],45[illegible]	[illegible]47	14	5,156	489	41	12,548
Hay, grain, feed, farm and garden supplies	...	...	...	...	...	...	(1)	1	(x)	...	...	...	(1)	1	(x)
Farm equipment, implements, machinery	...	...	...	...	...	...	(1)	2	(x)	...	...	...	(1)	1	(x)
Coal, wood, fuel oil	226	7	2,[illegible]	...	...	...	400	17	5,730	(1)	[illegible]	(x)	(1)	4	(x)
Major household appliances	(1)	1	(x)	(1)	4	(x)	...	...	...	...	...	...	33	[illegible]	1,5[illegible]
Housewares (inc. electric)	(1)	[illegible]	(x)	21	5	2,434	...	...	...	...	...	...	(1)	3	(x)
Furniture, other home furnishings	...	...	...	(1)	1	(x)	...	...	...	(1)	4	(x)	...	...	...
Heating, plumbing, air-conditioning equipment	...	...	...	(1)	[illegible]	(x)	(1)	1	(x)	...	...	...	79	[illegible]	1,041
Lighting, electrical supplies	(1)	4	(x)	(1)	[illegible]	(x)	...	...	...	...	...	...	(1)	2	(x)
Other sales	308	...	...	716	...	...	[illegible]	...	...	2[illegible]	...	...	477	...	...
Not analyzing merchandise line sales	...	...	...	1,[illegible]31	6	...	[illegible]		...	...	...	...	578	[illegible]	...
Small single unit stores	391	8	...	[illegible]	19	...	[illegible]	1	...	[illegible]	[illegible]	...	140	4	...

See footnotes at end of table.

Table 22E.—MERCHANDISE LINE SALES OF LARGE STORES AND MULTIUNITS—LUMBER, BUILDING, HARDWARE GROUP—KIND OF BUSINESS, FOR SELECTED STANDARD METROPOLITAN AREAS: 1948—Continued

[See text for explanatory material]

Kind of business and merchandise line	Merchandise line sales (Thousand dollars)	Stores reporting merchandise line: Number	Stores reporting merchandise line: Total sales (Thousand dollars)
LUMBER YARDS	**[illegible], IOWA**		
Large stores and multiunits			
Analyzing merchandise line sales, total	[illegible]	[illegible]	...
Softwood lumber	[illegible]	[illegible]	...
Hardwood lumber (exc. hardwood flooring)	[illegible]	[illegible]	...
Hardwood flooring	274	[illegible]	[illegible]
Plywood (softwood and hardwood)	[illegible]	[illegible]	[illegible]
Other lumber products (inc. millwork)	[illegible]	[illegible]	[illegible]
Building materials (exc. lumber products)	[illegible]	[illegible]	[illegible]
Hardware	[illegible]	[illegible]	[illegible]
Paint, glass, wallpaper	[illegible]	[illegible]	[illegible]
Hay, grain, feed, farm and garden supplies	[illegible]	[illegible]	[illegible]
Farm equipment, implements, machinery	...	...	...
Coal, wood, fuel oil	[illegible]	[illegible]	[illegible]
Major household appliances	...	...	...
Housewares (inc. electric)	...	...	...
Furniture, other home furnishings	...	...	...
Heating, plumbing, air conditioning equipment	...	...	...
Lighting, electrical supplies	...	...	...
Other sales	[illegible]	...	...
Not analyzing merchandise line sales	[illegible]		...
Small single unit stores	[illegible]		...
	DETROIT, MICH.		
Large stores and multiunits			
Analyzing merchandise line sales, total	[illegible]	[illegible]	...
Softwood lumber	[illegible]	[illegible]	[illegible]
Hardwood lumber (exc. hardwood flooring)	[illegible]	[illegible]	[illegible]
Hardwood flooring	[illegible]	[illegible]	[illegible]
Plywood (softwood and hardwood)	[illegible]	[illegible]	[illegible]
Other lumber products (inc. millwork)	[illegible]	[illegible]	[illegible]
Building materials (exc. lumber products)	[illegible]	[illegible]	[illegible]
Hardware	[illegible]	[illegible]	[illegible]
Paint, glass, wallpaper	[illegible]	[illegible]	[illegible]
Hay, grain, feed, farm and garden supplies	[illegible]	[illegible]	[illegible]
Farm equipment, implements, machinery	...	...	...
Coal, wood, fuel oil	[illegible]	[illegible]	[illegible]
Major household appliances	[illegible]	[illegible]	[illegible]
Housewares (inc. electric)	[illegible]	[illegible]	[illegible]
Furniture, other home furnishings	[illegible]	[illegible]	[illegible]
Heating, plumbing, air conditioning equipment	[illegible]	[illegible]	[illegible]
Lighting, electrical supplies	[illegible]	[illegible]	[illegible]
Other sales	[illegible]	...	...
Not analyzing merchandise line sales	[illegible]	...	...
Small single unit stores	[illegible]	[illegible]	...
	DULUTH, MINN.-SUPERIOR, WIS.		
Large stores and multiunits			
Analyzing merchandise line sales, total	[illegible]	[illegible]	...
Softwood lumber	2,[illegible]	1	[illegible]
Hardwood lumber (exc. hardwood flooring)	[illegible]	[illegible]	[illegible]
Hardwood flooring	113	[illegible]	[illegible]
Plywood (softwood and hardwood)	127	[illegible]	[illegible]
Other lumber products (inc. millwork)	[illegible]	[illegible]	[illegible]
Building materials (exc. lumber products)	1,[illegible]	[illegible]	[illegible]
Hardware	238	[illegible]	[illegible]
Paint, glass, wallpaper	274	[illegible]	[illegible]
Hay, grain, feed, farm and garden supplies	...	...	...
Farm equipment, implements, machinery	...	...	...
Coal, wood, fuel oil	[illegible]	[illegible]	[illegible]
Major household appliances	[illegible]	[illegible]	[illegible]
Housewares (inc. electric)	[illegible]	[illegible]	[illegible]
Furniture, other home furnishings	[illegible]	[illegible]	[illegible]
Heating, plumbing, air conditioning equipment	[illegible]	[illegible]	[illegible]
Lighting, electrical supplies	[illegible]	[illegible]	[illegible]
Other sales	2,9	...	...
Not analyzing merchandise line sales	140	1	...
Small single unit stores	552	21	...
	ERIE, PA.		
Large stores and multiunits			
Analyzing merchandise line sales, total	[illegible]	[illegible]	...
Softwood lumber	[illegible]	[illegible]	[illegible]
Hardwood lumber (exc. hardwood flooring)	[illegible]	[illegible]	[illegible]
Hardwood flooring	203	[illegible]	[illegible]
Plywood (softwood and hardwood)	203	[illegible]	[illegible]
Other lumber products (inc. millwork)	[illegible]	[illegible]	[illegible]
Building materials (exc. lumber products)	[illegible]	[illegible]	[illegible]
Hardware	[illegible]	[illegible]	[illegible]
Paint, glass, wallpaper	[illegible]	[illegible]	[illegible]
Hay, grain, feed, farm and garden supplies	...	...	...
Farm equipment, implements, machinery	...	...	...
Coal, wood, fuel oil	...	...	...
Major household appliances	...	...	...
Housewares (inc. electric)	...	...	...
Furniture, other home furnishings	...	...	...
Heating, plumbing, air conditioning equipment	...	...	...
Lighting, electrical supplies	...	...	...
Other sales	...	...	...
Not analyzing merchandise line sales	...		...
Small single unit stores	254	5	...
	FLINT, MICH.		
Large stores and multiunits			
Analyzing merchandise line sales, total	[illegible]	[illegible]	...
Softwood lumber	[illegible]	[illegible]	[illegible]
Hardwood lumber (exc. hardwood flooring)	[illegible]	[illegible]	[illegible]
Hardwood flooring	[illegible]	[illegible]	[illegible]
Plywood (softwood and hardwood)	[illegible]	[illegible]	[illegible]
Other lumber products (inc. millwork)	[illegible]	[illegible]	[illegible]
Building materials (exc. lumber products)	[illegible]	[illegible]	[illegible]
Hardware	[illegible]	[illegible]	[illegible]
Paint, glass, wallpaper	[illegible]	[illegible]	[illegible]
Hay, grain, feed, farm and garden supplies	[illegible]	[illegible]	[illegible]
Farm equipment, implements, machinery	...	...	...
Coal, wood, fuel oil	[illegible]	[illegible]	[illegible]
Major household appliances	[illegible]	[illegible]	[illegible]
Housewares (inc. electric)	[illegible]	[illegible]	[illegible]
Furniture, other home furnishings	[illegible]	[illegible]	[illegible]
Heating, plumbing, air conditioning equipment	[illegible]	[illegible]	[illegible]
Lighting, electrical supplies	[illegible]	[illegible]	[illegible]
Other sales	[illegible]	...	...
Not analyzing merchandise line sales	[illegible]		...
Small single unit stores	[illegible]	[illegible]	...
	FORT WORTH, TEX.		
Large stores and multiunits			
Analyzing merchandise line sales, total	[illegible]	[illegible]	...
Softwood lumber	[illegible]	[illegible]	[illegible]
Hardwood lumber (exc. hardwood flooring)	[illegible]	[illegible]	[illegible]
Hardwood flooring	[illegible]	[illegible]	[illegible]
Plywood (softwood and hardwood)	[illegible]	[illegible]	[illegible]
Other lumber products (inc. millwork)	[illegible]	[illegible]	[illegible]
Building materials (exc. lumber products)	[illegible]	[illegible]	[illegible]
Hardware	[illegible]	[illegible]	[illegible]
Paint, glass, wallpaper	[illegible]	[illegible]	[illegible]
Hay, grain, feed, farm and garden supplies	[illegible]	[illegible]	[illegible]
Farm equipment, implements, machinery	...	...	...
Coal, wood, fuel oil	...	...	...
Major household appliances	[illegible]	[illegible]	[illegible]
Housewares (inc. electric)	[illegible]	[illegible]	[illegible]
Furniture, other home furnishings	[illegible]	[illegible]	[illegible]
Heating, plumbing, air conditioning equipment	[illegible]	[illegible]	[illegible]
Lighting, electrical supplies	[illegible]	[illegible]	[illegible]
Other sales	[illegible]	...	...
Not analyzing merchandise line sales	...	...	...
Small single unit stores	[illegible]	[illegible]	...
	FRESNO, CALIF.		
Large stores and multiunits			
Analyzing merchandise line sales, total	[illegible]	38	...
Softwood lumber	[illegible]	32	11,761
Hardwood lumber (exc. hardwood flooring)	[illegible]	2	[illegible]
Hardwood flooring	[illegible]	2[illegible]	10,443
Plywood (softwood and hardwood)	[illegible]	31	10,004
Other lumber products (inc. millwork)	[illegible]	30	11,[illegible]
Building materials (exc. lumber products)	[illegible]	36	12,8[illegible]
Hardware	1,[illegible]	35	1[illegible],308
Paint, glass, wallpaper	[illegible]	[illegible]	[illegible]
Hay, grain, feed, farm and garden supplies	[illegible]	[illegible]	[illegible]
Farm equipment, implements, machinery	...	...	...
Coal, wood, fuel oil	9	[illegible]	[illegible]
Major household appliances	[illegible]	2	[illegible]
Housewares (inc. electric)	[illegible]	[illegible]	[illegible]
Furniture, other home furnishings	[illegible]	1	[illegible]
Heating, plumbing, air-conditioning equipment	[illegible]	[illegible]	[illegible]
Lighting, electrical supplies	[illegible]	[illegible]	[illegible]
Other sales	[illegible]	[illegible]	[illegible]
Not analyzing merchandise line sales	...	...	...
Small single unit stores	[illegible]	8	...
	GRAND RAPIDS, MICH.		
Large stores and multiunits			
Analyzing merchandise line sales, total	3,82[illegible]	23	...
Softwood lumber	[illegible]	28	[illegible]
Hardwood lumber (exc. hardwood flooring)	[illegible]	[illegible]	[illegible]
Hardwood flooring	[illegible]	21	[illegible]
Plywood (softwood and hardwood)	[illegible]	20	[illegible]
Other lumber products (inc. millwork)	[illegible]	18	[illegible]
Building materials (exc. lumber products)	[illegible]	24	[illegible]
Hardware	[illegible]	18	[illegible]
Paint, glass, wallpaper	[illegible]	[illegible]	[illegible]
Hay, grain, feed, farm and garden supplies	[illegible]	[illegible]	[illegible]
Farm equipment, implements, machinery	...	...	...
Coal, wood, fuel oil	[illegible]	[illegible]	[illegible]
Major household appliances	[illegible]	1	[illegible]
Housewares (inc. electric)	[illegible]	2	[illegible]
Furniture, other home furnishings	[illegible]	1	[illegible]
Heating, plumbing, air conditioning equipment	[illegible]	[illegible]	[illegible]
Lighting, electrical supplies	[illegible]	[illegible]	[illegible]
Other sales	[illegible]	[illegible]	[illegible]
Not analyzing merchandise line sales	[illegible]	[illegible]	[illegible]
Small single unit stores	772	2	...
	HARRISBURG, PA.		
Large stores and multiunits			
Analyzing merchandise line sales, total	[illegible]	15	...
Softwood lumber	[illegible]	15	[illegible]
Hardwood lumber (exc. hardwood flooring)	[illegible]	10	[illegible]
Hardwood flooring	[illegible]	[illegible]	[illegible]
Plywood (softwood and hardwood)	[illegible]	14	[illegible]
Other lumber products (inc. millwork)	[illegible]	15	[illegible]
Building materials (exc. lumber products)	[illegible]	13	[illegible]
Hardware	[illegible]	[illegible]	[illegible]
Paint, glass, wallpaper	[illegible]	[illegible]	[illegible]
Hay, grain, feed, farm and garden supplies	[illegible]	[illegible]	[illegible]
Farm equipment, implements, machinery	...	...	...
Coal, wood, fuel oil	[illegible]	[illegible]	[illegible]
Major household appliances	[illegible]	[illegible]	[illegible]
Housewares (inc. electric)	[illegible]	[illegible]	[illegible]
Furniture, other home furnishings	[illegible]	[illegible]	[illegible]
Heating, plumbing, air-conditioning equipment	[illegible]	[illegible]	[illegible]
Lighting, electrical supplies	[illegible]	[illegible]	[illegible]
Other sales	115	...	...
Not analyzing merchandise line sales	...	...	...
Small single unit stores	2[illegible]	[illegible]	...
	HARTFORD, CONN.		
Large stores and multiunits			
Analyzing merchandise line sales, total	[illegible]	20	...
Softwood lumber	[illegible]	18	8,991
Hardwood lumber (exc. hardwood flooring)	342	10	5,173
Hardwood flooring	418	16	8,152
Plywood (softwood and hardwood)	994	16	9,037
Other lumber products (inc. millwork)	1,592	15	8,756
Building materials (exc. lumber products)	1,184	18	9,959
Hardware	226	13	6,439
Paint, glass, wallpaper	220	10	5,552
Hay, grain, feed, farm and garden supplies	[illegible]	[illegible]	(x)
Farm equipment, implements, machinery	[illegible]	[illegible]	(x)
Coal, wood, fuel oil	[illegible]	[illegible]	(x)
Major household appliances	...	...	...
Housewares (inc. electric)	[illegible]	[illegible]	(x)
Furniture, other home furnishings	...	...	...
Heating, plumbing, air-conditioning equipment	[illegible]	[illegible]	(x)
Lighting, electrical supplies	...	...	...
Other sales	851	...	...
Not analyzing merchandise line sales	352	[illegible]	...
Small single unit stores	216	8	...
	HOUSTON, TEX.		
Large stores and multiunits			
Analyzing merchandise line sales, total	[illegible]	[illegible]	...
Softwood lumber	[illegible]	[illegible]	[illegible]
Hardwood lumber (exc. hardwood flooring)	[illegible]	[illegible]	[illegible]
Hardwood flooring	[illegible]	[illegible]	[illegible]
Plywood (softwood and hardwood)	[illegible]	[illegible]	[illegible]
Other lumber products (inc. millwork)	[illegible]	[illegible]	[illegible]
Building materials (exc. lumber products)	[illegible]	[illegible]	[illegible]
Hardware	[illegible]	[illegible]	[illegible]
Paint, glass, wallpaper	[illegible]	[illegible]	[illegible]
Hay, grain, feed, farm and garden supplies	[illegible]	[illegible]	[illegible]
Farm equipment, implements, machinery	...	...	...
Coal, wood, fuel oil	...	...	...
Major household appliances	[illegible]	[illegible]	[illegible]
Housewares (inc. electric)	[illegible]	[illegible]	[illegible]
Furniture, other home furnishings	[illegible]	[illegible]	[illegible]
Heating, plumbing, air conditioning equipment	[illegible]	[illegible]	[illegible]
Lighting, electrical supplies	[illegible]	[illegible]	[illegible]
Other sales	[illegible]	...	...
Not analyzing merchandise line sales	[illegible]	[illegible]	...
Small single unit stores	[illegible]	[illegible]	...
	HUNTINGTON, W.VA.-ASHLAND, KY.		
Large stores and multiunits			
Analyzing merchandise line sales, total	[illegible]	[illegible]	...
Softwood lumber	[illegible]	[illegible]	[illegible]
Hardwood lumber (exc. hardwood flooring)	[illegible]	[illegible]	[illegible]
Hardwood flooring	[illegible]	[illegible]	[illegible]
Plywood (softwood and hardwood)	[illegible]	[illegible]	[illegible]
Other lumber products (inc. millwork)	[illegible]	[illegible]	[illegible]
Building materials (exc. lumber products)	[illegible]	[illegible]	[illegible]
Hardware	[illegible]	[illegible]	[illegible]
Paint, glass, wallpaper	[illegible]	[illegible]	[illegible]
Hay, grain, feed, farm and garden supplies	...	...	...
Farm equipment, implements, machinery	...	...	...
Coal, wood, fuel oil	...	...	...
Major household appliances	[illegible]	[illegible]	[illegible]
Housewares (inc. electric)	[illegible]	[illegible]	[illegible]
Furniture, other home furnishings	[illegible]	[illegible]	[illegible]
Heating, plumbing, air conditioning equipment	[illegible]	[illegible]	[illegible]
Lighting, electrical supplies	[illegible]	[illegible]	[illegible]
Other sales	[illegible]	...	...
Not analyzing merchandise line sales	[illegible]	[illegible]	...
Small single unit stores	[illegible]	[illegible]	...
	INDIANAPOLIS, IND.		
Large stores and multiunits			
Analyzing merchandise line sales, total	[illegible]	[illegible]	...
Softwood lumber	3,[illegible]	[illegible]	[illegible]
Hardwood lumber (exc. hardwood flooring)	[illegible]	[illegible]	[illegible]
Hardwood flooring	[illegible]	[illegible]	[illegible]
Plywood (softwood and hardwood)	[illegible]	[illegible]	[illegible]
Other lumber products (inc. millwork)	1,[illegible]	[illegible]	[illegible]
Building materials (exc. lumber products)	[illegible]	[illegible]	[illegible]
Hardware	[illegible]	[illegible]	[illegible]
Paint, glass, wallpaper	[illegible]	[illegible]	[illegible]
Hay, grain, feed, farm and garden supplies	...	...	...
Farm equipment, implements, machinery	...	...	...
Coal, wood, fuel oil	...	...	...
Major household appliances	[illegible]	[illegible]	[illegible]
Housewares (inc. electric)	[illegible]	[illegible]	[illegible]
Furniture, other home furnishings	[illegible]	[illegible]	[illegible]
Heating, plumbing, air conditioning equipment	[illegible]	[illegible]	[illegible]
Lighting, electrical supplies	[illegible]	[illegible]	[illegible]
Other sales	[illegible]	[illegible]	[illegible]
Not analyzing merchandise line sales	[illegible]	[illegible]	...
Small single unit stores	[illegible]	[illegible]	...
	JACKSONVILLE, FLA.		
Large stores and multiunits			
Analyzing merchandise line sales, total	[illegible]	[illegible]	...
Softwood lumber	[illegible]	[illegible]	[illegible]
Hardwood lumber (exc. hardwood flooring)	[illegible]	[illegible]	[illegible]
Hardwood flooring	[illegible]	[illegible]	[illegible]
Plywood (softwood and hardwood)	[illegible]	[illegible]	[illegible]
Other lumber products (inc. millwork)	[illegible]	[illegible]	[illegible]
Building materials (exc. lumber products)	[illegible]	[illegible]	[illegible]
Hardware	[illegible]	[illegible]	[illegible]
Paint, glass, wallpaper	[illegible]	[illegible]	[illegible]
Hay, grain, feed, farm and garden supplies	...	...	...
Farm equipment, implements, machinery	...	...	...
Coal, wood, fuel oil	...	...	...
Major household appliances	[illegible]	[illegible]	[illegible]
Housewares (inc. electric)	[illegible]	[illegible]	[illegible]
Furniture, other home furnishings	[illegible]	[illegible]	[illegible]
Heating, plumbing, air conditioning equipment	[illegible]	[illegible]	[illegible]
Lighting, electrical supplies	[illegible]	[illegible]	[illegible]
Other sales	[illegible]	...	...
Not analyzing merchandise line sales	[illegible]	[illegible]	...
Small single unit stores	[illegible]	[illegible]	...
	JOHNSTOWN, PA.		
Large stores and multiunits			
Analyzing merchandise line sales, total	[illegible]	[illegible]	...
Softwood lumber	1,980	[illegible]	[illegible]
Hardwood lumber (exc. hardwood flooring)	[illegible]	[illegible]	[illegible]
Hardwood flooring	[illegible]	[illegible]	[illegible]
Plywood (softwood and hardwood)	[illegible]	[illegible]	[illegible]
Other lumber products (inc. millwork)	[illegible]	[illegible]	[illegible]
Building materials (exc. lumber products)	[illegible]	[illegible]	[illegible]
Hardware	[illegible]	[illegible]	[illegible]
Paint, glass, wallpaper	[illegible]	[illegible]	[illegible]
Hay, grain, feed, farm and garden supplies	...	...	...
Farm equipment, implements, machinery	...	...	...
Coal, wood, fuel oil	...	...	...
Major household appliances	[illegible]	[illegible]	[illegible]
Housewares (inc. electric)	[illegible]	[illegible]	[illegible]
Furniture, other home furnishings	[illegible]	[illegible]	[illegible]
Heating, plumbing, air conditioning equipment	[illegible]	[illegible]	[illegible]
Lighting, electrical supplies	[illegible]	[illegible]	[illegible]
Other sales	[illegible]	...	...
Not analyzing merchandise line sales	[illegible]	[illegible]	...
Small single unit stores	[illegible]	[illegible]	...
	KANSAS CITY, MO.		
Large stores and multiunits			
Analyzing merchandise line sales, total	[illegible]	[illegible]	...
Softwood lumber	[illegible]	[illegible]	[illegible]
Hardwood lumber (exc. hardwood flooring)	[illegible]	[illegible]	[illegible]
Hardwood flooring	[illegible]	[illegible]	[illegible]
Plywood (softwood and hardwood)	[illegible]	[illegible]	[illegible]
Other lumber products (inc. millwork)	[illegible]	[illegible]	[illegible]
Building materials (exc. lumber products)	[illegible]	[illegible]	[illegible]
Hardware	[illegible]	[illegible]	[illegible]
Paint, glass, wallpaper	[illegible]	[illegible]	[illegible]
Hay, grain, feed, farm and garden supplies	...	...	...
Farm equipment, implements, machinery	...	...	...
Coal, wood, fuel oil	[illegible]	[illegible]	[illegible]
Major household appliances	[illegible]	[illegible]	[illegible]
Housewares (inc. electric)	[illegible]	[illegible]	[illegible]
Furniture, other home furnishings	[illegible]	[illegible]	[illegible]
Heating, plumbing, air conditioning equipment	[illegible]	[illegible]	[illegible]
Lighting, electrical supplies	[illegible]	[illegible]	[illegible]
Other sales	[illegible]	...	...
Not analyzing merchandise line sales	[illegible]	[illegible]	...
Small single unit stores	[illegible]	[illegible]	...
	KNOXVILLE, TENN.		
Large stores and multiunits			
Analyzing merchandise line sales, total	[illegible]	[illegible]	...
Softwood lumber	[illegible]	[illegible]	[illegible]
Hardwood lumber (exc. hardwood flooring)	[illegible]	[illegible]	[illegible]
Hardwood flooring	[illegible]	[illegible]	[illegible]
Plywood (softwood and hardwood)	[illegible]	[illegible]	[illegible]
Other lumber products (inc. millwork)	[illegible]	[illegible]	[illegible]
Building materials (exc. lumber products)	[illegible]	[illegible]	[illegible]
Hardware	[illegible]	[illegible]	[illegible]
Paint, glass, wallpaper	[illegible]	[illegible]	[illegible]
Hay, grain, feed, farm and garden supplies	...	...	...
Farm equipment, implements, machinery	...	...	...
Coal, wood, fuel oil	[illegible]	[illegible]	[illegible]
Major household appliances	[illegible]	[illegible]	[illegible]
Housewares (inc. electric)	[illegible]	[illegible]	[illegible]
Furniture, other home furnishings	[illegible]	[illegible]	[illegible]
Heating, plumbing, air conditioning equipment	[illegible]	[illegible]	[illegible]
Lighting, electrical supplies	[illegible]	[illegible]	[illegible]
Other sales	[illegible]	...	...
Not analyzing merchandise line sales	[illegible]	[illegible]	...
Small single unit stores	[illegible]	[illegible]	...
	LANCASTER, PA.		
Large stores and multiunits			
Analyzing merchandise line sales, total	[illegible]	[illegible]	...
Softwood lumber	[illegible]	[illegible]	[illegible]
Hardwood lumber (exc. hardwood flooring)	[illegible]	[illegible]	[illegible]
Hardwood flooring	[illegible]	[illegible]	[illegible]
Plywood (softwood and hardwood)	[illegible]	[illegible]	[illegible]
Other lumber products (inc. millwork)	[illegible]	[illegible]	[illegible]
Building materials (exc. lumber products)	[illegible]	[illegible]	[illegible]
Hardware	[illegible]	[illegible]	[illegible]
Paint, glass, wallpaper	[illegible]	[illegible]	[illegible]
Hay, grain, feed, farm and garden supplies	...	...	...
Farm equipment, implements, machinery	...	...	...
Coal, wood, fuel oil	[illegible]	[illegible]	[illegible]
Major household appliances	[illegible]	[illegible]	[illegible]
Housewares (inc. electric)	[illegible]	[illegible]	[illegible]
Furniture, other home furnishings	[illegible]	[illegible]	[illegible]
Heating, plumbing, air conditioning equipment	[illegible]	[illegible]	[illegible]
Lighting, electrical supplies	[illegible]	[illegible]	[illegible]
Other sales	[illegible]	...	...
Not analyzing merchandise line sales	[illegible]	[illegible]	...
Small single unit stores	[illegible]	[illegible]	...
	LOS ANGELES, CALIF.		
Large stores and multiunits			
Analyzing merchandise line sales, total	[illegible]	[illegible]	...
Softwood lumber	[illegible]	[illegible]	[illegible]
Hardwood lumber (exc. hardwood flooring)	[illegible]	[illegible]	[illegible]
Hardwood flooring	[illegible]	[illegible]	[illegible]
Plywood (softwood and hardwood)	[illegible]	[illegible]	[illegible]
Other lumber products (inc. millwork)	[illegible]	[illegible]	[illegible]
Building materials (exc. lumber products)	[illegible]	[illegible]	[illegible]
Hardware	[illegible]	[illegible]	[illegible]
Paint, glass, wallpaper	[illegible]	[illegible]	[illegible]
Hay, grain, feed, farm and garden supplies	...	...	...
Farm equipment, implements, machinery	...	...	...
Coal, wood, fuel oil	[illegible]	[illegible]	[illegible]
Major household appliances	[illegible]	[illegible]	[illegible]
Housewares (inc. electric)	[illegible]	[illegible]	[illegible]
Furniture, other home furnishings	[illegible]	[illegible]	[illegible]
Heating, plumbing, air conditioning equipment	[illegible]	[illegible]	[illegible]
Lighting, electrical supplies	[illegible]	[illegible]	[illegible]
Other sales	[illegible]	...	...
Not analyzing merchandise line sales	[illegible]	[illegible]	...
Small single unit stores	[illegible]	[illegible]	...
	LOUISVILLE, KY.		
Large stores and multiunits			
Analyzing merchandise line sales, total	[illegible]	[illegible]	...
Softwood lumber	[illegible]	[illegible]	[illegible]
Hardwood lumber (exc. hardwood flooring)	[illegible]	[illegible]	[illegible]
Hardwood flooring	[illegible]	[illegible]	[illegible]
Plywood (softwood and hardwood)	[illegible]	[illegible]	[illegible]
Other lumber products (inc. millwork)	[illegible]	[illegible]	[illegible]
Building materials (exc. lumber products)	[illegible]	[illegible]	[illegible]
Hardware	[illegible]	[illegible]	[illegible]
Paint, glass, wallpaper	[illegible]	[illegible]	[illegible]
Hay, grain, feed, farm and garden supplies	...	...	...
Farm equipment, implements, machinery	...	...	...
Coal, wood, fuel oil	[illegible]	[illegible]	[illegible]
Major household appliances	[illegible]	[illegible]	[illegible]
Housewares (inc. electric)	[illegible]	[illegible]	[illegible]
Furniture, other home furnishings	[illegible]	[illegible]	[illegible]
Heating, plumbing, air conditioning equipment	[illegible]	[illegible]	[illegible]
Lighting, electrical supplies	[illegible]	[illegible]	[illegible]
Other sales	[illegible]	...	...
Not analyzing merchandise line sales	[illegible]	[illegible]	...
Small single unit stores	[illegible]	[illegible]	...

Table 22E.—MERCHANDISE LINE SALES OF LARGE STORES AND MULTIUNITS—LUMBER, BUILDING, HARDWARE GROUP—KIND OF BUSINESS, FOR SELECTED STANDARD METROPOLITAN AREAS: 1948—Continued

[See text for explanatory material]

Kind of business and merchandise line	Merchandise line sales (Thousand dollars)	Stores reporting merchandise line: Number	Stores reporting merchandise line: Total sales (Thousand dollars)
LUMBER YARDS			
MEMPHIS, TENN.			
Large stores and multiunits—			
Analyzing merchandise line sales, total	[illegible]	[illegible]	...
Softwood lumber	[illegible]	[illegible]	[illegible]
Hardwood lumber (exc. hardwood flooring)	[illegible]	[illegible]	[illegible]
Hardwood flooring	[illegible]	[illegible]	[illegible]
Plywood (softwood and hardwood)	[illegible]	[illegible]	[illegible]
Other lumber products (inc. millwork)	[illegible]	[illegible]	[illegible]
Building materials (exc. lumber products)	[illegible]	[illegible]	[illegible]
Hardware	[illegible]	[illegible]	[illegible]
Paint, glass, wallpaper	[illegible]	[illegible]	[illegible]
Hay, grain, feed, farm and garden supplies	[illegible]	[illegible]	[illegible]
Farm equipment, implements, machinery	...	...	...
Coal, wood, fuel oil	[illegible]	[illegible]	[illegible]
Major household appliances	[illegible]	[illegible]	[illegible]
Housewares (inc. electric)	[illegible]	[illegible]	[illegible]
Furniture, other home furnishings	...	...	...
Heating, plumbing, air-conditioning equipment	[illegible]	[illegible]	[illegible]
Lighting, electrical supplies	[illegible]	[illegible]	[illegible]
Other sales	[illegible]	...	...
Not analyzing merchandise line sales	[illegible]	[illegible]	...
Small single unit stores	[illegible]	[illegible]	...
MIAMI, FLA.			
Large stores and multiunits—			
Analyzing merchandise line sales, total	[illegible]	[illegible]	...
Softwood lumber	[illegible]	[illegible]	[illegible]
Hardwood lumber (exc. hardwood flooring)	[illegible]	[illegible]	[illegible]
Hardwood flooring	[illegible]	[illegible]	[illegible]
Plywood (softwood and hardwood)	[illegible]	[illegible]	[illegible]
Other lumber products (inc. millwork)	[illegible]	[illegible]	[illegible]
Building materials (exc. lumber products)	[illegible]	[illegible]	[illegible]
Hardware	[illegible]	[illegible]	[illegible]
Paint, glass, wallpaper	[illegible]	[illegible]	[illegible]
Hay, grain, feed, farm and garden supplies	[illegible]	[illegible]	[illegible]
Farm equipment, implements, machinery	...	...	...
Coal, wood, fuel oil	[illegible]	[illegible]	[illegible]
Major household appliances	[illegible]	[illegible]	[illegible]
Housewares (inc. electric)	[illegible]	[illegible]	[illegible]
Furniture, other home furnishings	...	...	...
Heating, plumbing, air-conditioning equipment	[illegible]	[illegible]	[illegible]
Lighting, electrical supplies	[illegible]	[illegible]	[illegible]
Other sales	[illegible]	...	...
Not analyzing merchandise line sales	[illegible]	[illegible]	...
Small single unit stores	[illegible]	[illegible]	...
MILWAUKEE, WIS.			
Large stores and multiunits—			
Analyzing merchandise line sales, total	[illegible]	[illegible]	...
Softwood lumber	[illegible]	[illegible]	[illegible]
Hardwood lumber (exc. hardwood flooring)	[illegible]	[illegible]	[illegible]
Hardwood flooring	[illegible]	[illegible]	[illegible]
Plywood (softwood and hardwood)	[illegible]	[illegible]	[illegible]
Other lumber products (inc. millwork)	[illegible]	[illegible]	[illegible]
Building materials (exc. lumber products)	[illegible]	[illegible]	[illegible]
Hardware	[illegible]	[illegible]	[illegible]
Paint, glass, wallpaper	[illegible]	[illegible]	[illegible]
Hay, grain, feed, farm and garden supplies	[illegible]	[illegible]	[illegible]
Farm equipment, implements, machinery	...	...	...
Coal, wood, fuel oil	[illegible]	[illegible]	[illegible]
Major household appliances	[illegible]	[illegible]	[illegible]
Housewares (inc. electric)	[illegible]	[illegible]	[illegible]
Furniture, other home furnishings	...	...	...
Heating, plumbing, air-conditioning equipment	[illegible]	[illegible]	[illegible]
Lighting, electrical supplies	[illegible]	[illegible]	[illegible]
Other sales	[illegible]	...	...
Not analyzing merchandise line sales	[illegible]	[illegible]	...
Small single unit stores	[illegible]	[illegible]	...
MINNEAPOLIS-ST. PAUL, MINN.			
Large stores and multiunits—			
Analyzing merchandise line sales, total	[illegible]	[illegible]	...
Softwood lumber	[illegible]	[illegible]	[illegible]
Hardwood lumber (exc. hardwood flooring)	[illegible]	[illegible]	[illegible]
Hardwood flooring	[illegible]	[illegible]	[illegible]
Plywood (softwood and hardwood)	[illegible]	[illegible]	[illegible]
Other lumber products (inc. millwork)	[illegible]	[illegible]	[illegible]
Building materials (exc. lumber products)	[illegible]	[illegible]	[illegible]
Hardware	[illegible]	[illegible]	[illegible]
Paint, glass, wallpaper	[illegible]	[illegible]	[illegible]
Hay, grain, feed, farm and garden supplies	[illegible]	[illegible]	[illegible]
Farm equipment, implements, machinery	...	...	...
Coal, wood, fuel oil	[illegible]	[illegible]	[illegible]
Major household appliances	[illegible]	[illegible]	[illegible]
Housewares (inc. electric)	[illegible]	[illegible]	[illegible]
Furniture, other home furnishings	...	...	...
Heating, plumbing, air-conditioning equipment	[illegible]	[illegible]	[illegible]
Lighting, electrical supplies	[illegible]	[illegible]	[illegible]
Other sales	[illegible]	...	...
Not analyzing merchandise line sales	[illegible]	[illegible]	...
Small single unit stores	[illegible]	[illegible]	...
NASHVILLE, TENN.			
Large stores and multiunits—			
Analyzing merchandise line sales, total	[illegible]	[illegible]	...
Softwood lumber	[illegible]	[illegible]	[illegible]
Hardwood lumber (exc. hardwood flooring)	[illegible]	[illegible]	[illegible]
Hardwood flooring	[illegible]	[illegible]	[illegible]
Plywood (softwood and hardwood)	[illegible]	[illegible]	[illegible]
Other lumber products (inc. millwork)	[illegible]	[illegible]	[illegible]
Building materials (exc. lumber products)	[illegible]	[illegible]	[illegible]
Hardware	[illegible]	[illegible]	[illegible]
Paint, glass, wallpaper	[illegible]	[illegible]	[illegible]
Hay, grain, feed, farm and garden supplies	[illegible]	[illegible]	[illegible]
Farm equipment, implements, machinery	...	...	...
Coal, wood, fuel oil	[illegible]	[illegible]	[illegible]
Major household appliances	[illegible]	[illegible]	[illegible]
Housewares (inc. electric)	[illegible]	[illegible]	[illegible]
Furniture, other home furnishings	...	...	...
Heating, plumbing, air-conditioning equipment	[illegible]	[illegible]	[illegible]
Lighting, electrical supplies	[illegible]	[illegible]	[illegible]
Other sales	[illegible]	...	...
Not analyzing merchandise line sales	[illegible]	[illegible]	...
Small single unit stores	[illegible]	[illegible]	...
NEW ORLEANS, LA.			
Large stores and multiunits—			
Analyzing merchandise line sales, total	[illegible]	[illegible]	...
Softwood lumber	[illegible]	[illegible]	[illegible]
Hardwood lumber (exc. hardwood flooring)	[illegible]	[illegible]	[illegible]
Hardwood flooring	[illegible]	[illegible]	[illegible]
Plywood (softwood and hardwood)	[illegible]	[illegible]	[illegible]
Other lumber products (inc. millwork)	[illegible]	[illegible]	[illegible]
Building materials (exc. lumber products)	[illegible]	[illegible]	[illegible]
Hardware	[illegible]	[illegible]	[illegible]
Paint, glass, wallpaper	[illegible]	[illegible]	[illegible]
Hay, grain, feed, farm and garden supplies	...	...	...
Farm equipment, implements, machinery	[illegible]	[illegible]	[illegible]
Coal, wood, fuel oil	[illegible]	[illegible]	[illegible]
Major household appliances	[illegible]	[illegible]	[illegible]
Housewares (inc. electric)	[illegible]	[illegible]	[illegible]
Furniture, other home furnishings	[illegible]	[illegible]	[illegible]
Heating, plumbing, air-conditioning equipment	[illegible]	[illegible]	[illegible]
Lighting, electrical supplies	[illegible]	[illegible]	[illegible]
Other sales	[illegible]	...	...
Not analyzing merchandise line sales	[illegible]	[illegible]	...
Small single unit stores	[illegible]	[illegible]	...
NEW YORK-NORTHEASTERN NEW JERSEY			
Large stores and multiunits—			
Analyzing merchandise line sales, total	[illegible]	[illegible]	...
Softwood lumber	[illegible]	[illegible]	[illegible]
Hardwood lumber (exc. hardwood flooring)	[illegible]	[illegible]	[illegible]
Hardwood flooring	[illegible]	[illegible]	[illegible]
Plywood (softwood and hardwood)	[illegible]	[illegible]	[illegible]
Other lumber products (inc. millwork)	[illegible]	[illegible]	[illegible]
Building materials (exc. lumber products)	[illegible]	[illegible]	[illegible]
Hardware	[illegible]	[illegible]	[illegible]
Paint, glass, wallpaper	[illegible]	[illegible]	[illegible]
Hay, grain, feed, farm and garden supplies	[illegible]	[illegible]	[illegible]
Farm equipment, implements, machinery	[illegible]	[illegible]	[illegible]
Coal, wood, fuel oil	[illegible]	[illegible]	[illegible]
Major household appliances	[illegible]	[illegible]	[illegible]
Housewares (inc. electric)	[illegible]	[illegible]	[illegible]
Furniture, other home furnishings	[illegible]	[illegible]	[illegible]
Heating, plumbing, air-conditioning equipment	[illegible]	[illegible]	[illegible]
Lighting, electrical supplies	[illegible]	[illegible]	[illegible]
Other sales	[illegible]	...	...
Not analyzing merchandise line sales	[illegible]	[illegible]	...
Small single unit stores	[illegible]	[illegible]	...
OKLAHOMA CITY, OKLA.			
Large stores and multiunits—			
Analyzing merchandise line sales, total	[illegible]	[illegible]	...
Softwood lumber	[illegible]	[illegible]	[illegible]
Hardwood lumber (exc. hardwood flooring)	[illegible]	[illegible]	[illegible]
Hardwood flooring	[illegible]	[illegible]	[illegible]
Plywood (softwood and hardwood)	[illegible]	[illegible]	[illegible]
Other lumber products (inc. millwork)	[illegible]	[illegible]	[illegible]
Building materials (exc. lumber products)	[illegible]	[illegible]	[illegible]
Hardware	[illegible]	[illegible]	[illegible]
Paint, glass, wallpaper	[illegible]	[illegible]	[illegible]
Hay, grain, feed, farm and garden supplies	[illegible]	[illegible]	[illegible]
Farm equipment, implements, machinery	[illegible]	[illegible]	[illegible]
Coal, wood, fuel oil	[illegible]	[illegible]	[illegible]
Major household appliances	[illegible]	[illegible]	[illegible]
Housewares (inc. electric)	[illegible]	[illegible]	[illegible]
Furniture, other home furnishings	[illegible]	[illegible]	[illegible]
Heating, plumbing, air-conditioning equipment	[illegible]	[illegible]	[illegible]
Lighting, electrical supplies	[illegible]	[illegible]	[illegible]
Other sales	[illegible]	...	...
Not analyzing merchandise line sales	[illegible]	[illegible]	...
Small single unit stores	[illegible]	[illegible]	...
OMAHA, NEBR.			
Large stores and multiunits—			
Analyzing merchandise line sales, total	[illegible]	[illegible]	...
Softwood lumber	[illegible]	[illegible]	[illegible]
Hardwood lumber (exc. hardwood flooring)	[illegible]	[illegible]	[illegible]
Hardwood flooring	[illegible]	[illegible]	[illegible]
Plywood (softwood and hardwood)	[illegible]	[illegible]	[illegible]
Other lumber products (inc. millwork)	[illegible]	[illegible]	[illegible]
Building materials (exc. lumber products)	[illegible]	[illegible]	[illegible]
Hardware	[illegible]	[illegible]	[illegible]
Paint, glass, wallpaper	[illegible]	[illegible]	[illegible]
Hay, grain, feed, farm and garden supplies	[illegible]	[illegible]	[illegible]
Farm equipment, implements, machinery	...	...	...
Coal, wood, fuel oil	[illegible]	[illegible]	[illegible]
Major household appliances	[illegible]	[illegible]	[illegible]
Housewares (inc. electric)	[illegible]	[illegible]	[illegible]
Furniture, other home furnishings	...	...	...
Heating, plumbing, air-conditioning equipment	[illegible]	[illegible]	[illegible]
Lighting, electrical supplies	[illegible]	[illegible]	[illegible]
Other sales	[illegible]	...	...
Not analyzing merchandise line sales	[illegible]	[illegible]	...
Small single unit stores	[illegible]	[illegible]	...
PEORIA, ILL.			
Large stores and multiunits—			
Analyzing merchandise line sales, total	[illegible]	[illegible]	...
Softwood lumber	[illegible]	[illegible]	[illegible]
Hardwood lumber (exc. hardwood flooring)	[illegible]	[illegible]	[illegible]
Hardwood flooring	[illegible]	[illegible]	[illegible]
Plywood (softwood and hardwood)	[illegible]	[illegible]	[illegible]
Other lumber products (inc. millwork)	[illegible]	[illegible]	[illegible]
Building materials (exc. lumber products)	[illegible]	[illegible]	[illegible]
Hardware	[illegible]	[illegible]	[illegible]
Paint, glass, wallpaper	[illegible]	[illegible]	[illegible]
Hay, grain, feed, farm and garden supplies	[illegible]	[illegible]	[illegible]
Farm equipment, implements, machinery	...	...	...
Coal, wood, fuel oil	[illegible]	[illegible]	[illegible]
Major household appliances	[illegible]	[illegible]	[illegible]
Housewares (inc. electric)	[illegible]	[illegible]	[illegible]
Furniture, other home furnishings	...	...	...
Heating, plumbing, air-conditioning equipment	[illegible]	[illegible]	[illegible]
Lighting, electrical supplies	[illegible]	[illegible]	[illegible]
Other sales	[illegible]	...	...
Not analyzing merchandise line sales	[illegible]	[illegible]	...
Small single unit stores	[illegible]	[illegible]	...
PHILADELPHIA, PA.			
Large stores and multiunits—			
Analyzing merchandise line sales, total	[illegible]	[illegible]	...
Softwood lumber	[illegible]	[illegible]	[illegible]
Hardwood lumber (exc. hardwood flooring)	[illegible]	[illegible]	[illegible]
Hardwood flooring	[illegible]	[illegible]	[illegible]
Plywood (softwood and hardwood)	[illegible]	[illegible]	[illegible]
Other lumber products (inc. millwork)	[illegible]	[illegible]	[illegible]
Building materials (exc. lumber products)	[illegible]	[illegible]	[illegible]
Hardware	[illegible]	[illegible]	[illegible]
Paint, glass, wallpaper	[illegible]	[illegible]	[illegible]
Hay, grain, feed, farm and garden supplies	[illegible]	[illegible]	[illegible]
Farm equipment, implements, machinery	[illegible]	[illegible]	[illegible]
Coal, wood, fuel oil	[illegible]	[illegible]	[illegible]
Major household appliances	[illegible]	[illegible]	[illegible]
Housewares (inc. electric)	[illegible]	[illegible]	[illegible]
Furniture, other home furnishings	[illegible]	[illegible]	[illegible]
Heating, plumbing, air-conditioning equipment	[illegible]	[illegible]	[illegible]
Lighting, electrical supplies	[illegible]	[illegible]	[illegible]
Other sales	[illegible]	...	...
Not analyzing merchandise line sales	[illegible]	[illegible]	...
Small single unit stores	[illegible]	[illegible]	...
PHOENIX, ARIZ.			
Large stores and multiunits—			
Analyzing merchandise line sales, total	[illegible]	[illegible]	...
Softwood lumber	[illegible]	[illegible]	[illegible]
Hardwood lumber (exc. hardwood flooring)	[illegible]	[illegible]	[illegible]
Hardwood flooring	[illegible]	[illegible]	[illegible]
Plywood (softwood and hardwood)	[illegible]	[illegible]	[illegible]
Other lumber products (inc. millwork)	[illegible]	[illegible]	[illegible]
Building materials (exc. lumber products)	[illegible]	[illegible]	[illegible]
Hardware	[illegible]	[illegible]	[illegible]
Paint, glass, wallpaper	[illegible]	[illegible]	[illegible]
Hay, grain, feed, farm and garden supplies	[illegible]	[illegible]	[illegible]
Farm equipment, implements, machinery	...	...	...
Coal, wood, fuel oil	[illegible]	[illegible]	[illegible]
Major household appliances	[illegible]	[illegible]	[illegible]
Housewares (inc. electric)	[illegible]	[illegible]	[illegible]
Furniture, other home furnishings	[illegible]	[illegible]	[illegible]
Heating, plumbing, air-conditioning equipment	[illegible]	[illegible]	[illegible]
Lighting, electrical supplies	[illegible]	[illegible]	[illegible]
Other sales	[illegible]	...	...
Not analyzing merchandise line sales	[illegible]	[illegible]	...
Small single unit stores	[illegible]	[illegible]	...
PITTSBURGH, PA.			
Large stores and multiunits—			
Analyzing merchandise line sales, total	[illegible]	[illegible]	...
Softwood lumber	[illegible]	[illegible]	[illegible]
Hardwood lumber (exc. hardwood flooring)	[illegible]	[illegible]	[illegible]
Hardwood flooring	[illegible]	[illegible]	[illegible]
Plywood (softwood and hardwood)	[illegible]	[illegible]	[illegible]
Other lumber products (inc. millwork)	[illegible]	[illegible]	[illegible]
Building materials (exc. lumber products)	[illegible]	[illegible]	[illegible]
Hardware	[illegible]	[illegible]	[illegible]
Paint, glass, wallpaper	[illegible]	[illegible]	[illegible]
Hay, grain, feed, farm and garden supplies	[illegible]	[illegible]	[illegible]
Farm equipment, implements, machinery	[illegible]	[illegible]	[illegible]
Coal, wood, fuel oil	[illegible]	[illegible]	[illegible]
Major household appliances	[illegible]	[illegible]	[illegible]
Housewares (inc. electric)	[illegible]	[illegible]	[illegible]
Furniture, other home furnishings	...	...	...
Heating, plumbing, air-conditioning equipment	[illegible]	[illegible]	[illegible]
Lighting, electrical supplies	[illegible]	[illegible]	[illegible]
Other sales	[illegible]	...	...
Not analyzing merchandise line sales	[illegible]	[illegible]	...
Small single unit stores	[illegible]	[illegible]	...
PORTLAND, OREG.			
Large stores and multiunits—			
Analyzing merchandise line sales, total	[illegible]	[illegible]	...
Softwood lumber	[illegible]	[illegible]	[illegible]
Hardwood lumber (exc. hardwood flooring)	[illegible]	[illegible]	[illegible]
Hardwood flooring	[illegible]	[illegible]	[illegible]
Plywood (softwood and hardwood)	[illegible]	[illegible]	[illegible]
Other lumber products (inc. millwork)	[illegible]	[illegible]	[illegible]
Building materials (exc. lumber products)	[illegible]	[illegible]	[illegible]
Hardware	[illegible]	[illegible]	[illegible]
Paint, glass, wallpaper	[illegible]	[illegible]	[illegible]
Hay, grain, feed, farm and garden supplies	[illegible]	[illegible]	[illegible]
Farm equipment, implements, machinery	[illegible]	[illegible]	[illegible]
Coal, wood, fuel oil	[illegible]	[illegible]	[illegible]
Major household appliances	[illegible]	[illegible]	[illegible]
Housewares (inc. electric)	[illegible]	[illegible]	[illegible]
Furniture, other home furnishings	...	...	...
Heating, plumbing, air-conditioning equipment	[illegible]	[illegible]	[illegible]
Lighting, electrical supplies	[illegible]	[illegible]	[illegible]
Other sales	[illegible]	...	...
Not analyzing merchandise line sales	[illegible]	[illegible]	...
Small single unit stores	[illegible]	[illegible]	...
PROVIDENCE, R.I.			
Large stores and multiunits—			
Analyzing merchandise line sales, total	[illegible]	[illegible]	...
Softwood lumber	[illegible]	[illegible]	[illegible]
Hardwood lumber (exc. hardwood flooring)	[illegible]	[illegible]	[illegible]
Hardwood flooring	[illegible]	[illegible]	[illegible]
Plywood (softwood and hardwood)	[illegible]	[illegible]	[illegible]
Other lumber products (inc. millwork)	[illegible]	[illegible]	[illegible]
Building materials (exc. lumber products)	[illegible]	[illegible]	[illegible]
Hardware	[illegible]	[illegible]	[illegible]
Paint, glass, wallpaper	[illegible]	[illegible]	[illegible]
Hay, grain, feed, farm and garden supplies	[illegible]	[illegible]	[illegible]
Farm equipment, implements, machinery	...	...	...
Coal, wood, fuel oil	[illegible]	[illegible]	[illegible]
Major household appliances	[illegible]	[illegible]	[illegible]
Housewares (inc. electric)	[illegible]	[illegible]	[illegible]
Furniture, other home furnishings	...	...	...
Heating, plumbing, air-conditioning equipment	[illegible]	[illegible]	[illegible]
Lighting, electrical supplies	[illegible]	[illegible]	[illegible]
Other sales	[illegible]	...	...
Not analyzing merchandise line sales	[illegible]	[illegible]	...
Small single unit stores	[illegible]	[illegible]	...
READING, PA.			
Large stores and multiunits—			
Analyzing merchandise line sales, total	[illegible]	[illegible]	...
Softwood lumber	[illegible]	[illegible]	[illegible]
Hardwood lumber (exc. hardwood flooring)	[illegible]	[illegible]	[illegible]
Hardwood flooring	[illegible]	[illegible]	[illegible]
Plywood (softwood and hardwood)	[illegible]	[illegible]	[illegible]
Other lumber products (inc. millwork)	[illegible]	[illegible]	[illegible]
Building materials (exc. lumber products)	[illegible]	[illegible]	[illegible]
Hardware	[illegible]	[illegible]	[illegible]
Paint, glass, wallpaper	[illegible]	[illegible]	[illegible]
Hay, grain, feed, farm and garden supplies	[illegible]	[illegible]	[illegible]
Farm equipment, implements, machinery	...	...	...
Coal, wood, fuel oil	[illegible]	[illegible]	[illegible]
Major household appliances	[illegible]	[illegible]	[illegible]
Housewares (inc. electric)	[illegible]	[illegible]	[illegible]
Furniture, other home furnishings	...	...	...
Heating, plumbing, air-conditioning equipment	[illegible]	[illegible]	[illegible]
Lighting, electrical supplies	[illegible]	[illegible]	[illegible]
Other sales	[illegible]	...	...
Not analyzing merchandise line sales	[illegible]	[illegible]	...
Small single unit stores	[illegible]	[illegible]	...
ROCHESTER, N.Y.			
Large stores and multiunits—			
Analyzing merchandise line sales, total	[illegible]	[illegible]	...
Softwood lumber	[illegible]	[illegible]	[illegible]
Hardwood lumber (exc. hardwood flooring)	[illegible]	[illegible]	[illegible]
Hardwood flooring	[illegible]	[illegible]	[illegible]
Plywood (softwood and hardwood)	[illegible]	[illegible]	[illegible]
Other lumber products (inc. millwork)	[illegible]	[illegible]	[illegible]
Building materials (exc. lumber products)	[illegible]	[illegible]	[illegible]
Hardware	[illegible]	[illegible]	[illegible]
Paint, glass, wallpaper	[illegible]	[illegible]	[illegible]
Hay, grain, feed, farm and garden supplies	[illegible]	[illegible]	[illegible]
Farm equipment, implements, machinery	...	...	...
Coal, wood, fuel oil	[illegible]	[illegible]	[illegible]
Major household appliances	[illegible]	[illegible]	[illegible]
Housewares (inc. electric)	[illegible]	[illegible]	[illegible]
Furniture, other home furnishings	...	...	...
Heating, plumbing, air-conditioning equipment	[illegible]	[illegible]	[illegible]
Lighting, electrical supplies	[illegible]	[illegible]	[illegible]
Other sales	[illegible]	...	...
Not analyzing merchandise line sales	[illegible]	[illegible]	...
Small single unit stores	[illegible]	[illegible]	...
SACRAMENTO, CALIF.			
Large stores and multiunits—			
Analyzing merchandise line sales, total	[illegible]	[illegible]	...
Softwood lumber	[illegible]	[illegible]	[illegible]
Hardwood lumber (exc. hardwood flooring)	[illegible]	[illegible]	[illegible]
Hardwood flooring	[illegible]	[illegible]	[illegible]
Plywood (softwood and hardwood)	[illegible]	[illegible]	[illegible]
Other lumber products (inc. millwork)	[illegible]	[illegible]	[illegible]
Building materials (exc. lumber products)	[illegible]	[illegible]	[illegible]
Hardware	[illegible]	[illegible]	[illegible]
Paint, glass, wallpaper	[illegible]	[illegible]	[illegible]
Hay, grain, feed, farm and garden supplies	[illegible]	[illegible]	[illegible]
Farm equipment, implements, machinery	...	...	...
Coal, wood, fuel oil	[illegible]	[illegible]	[illegible]
Major household appliances	[illegible]	[illegible]	[illegible]
Housewares (inc. electric)	[illegible]	[illegible]	[illegible]
Furniture, other home furnishings	...	...	...
Heating, plumbing, air-conditioning equipment	[illegible]	[illegible]	[illegible]
Lighting, electrical supplies	[illegible]	[illegible]	[illegible]
Other sales	[illegible]	...	...
Not analyzing merchandise line sales	[illegible]	[illegible]	...
Small single unit stores	[illegible]	[illegible]	...
ST. LOUIS, MO.			
Large stores and multiunits—			
Analyzing merchandise line sales, total	[illegible]	[illegible]	...
Softwood lumber	[illegible]	[illegible]	[illegible]
Hardwood lumber (exc. hardwood flooring)	[illegible]	[illegible]	[illegible]
Hardwood flooring	[illegible]	[illegible]	[illegible]
Plywood (softwood and hardwood)	[illegible]	[illegible]	[illegible]
Other lumber products (inc. millwork)	[illegible]	[illegible]	[illegible]
Building materials (exc. lumber products)	[illegible]	[illegible]	[illegible]
Hardware	[illegible]	[illegible]	[illegible]
Paint, glass, wallpaper	[illegible]	[illegible]	[illegible]
Hay, grain, feed, farm and garden supplies	[illegible]	[illegible]	[illegible]
Farm equipment, implements, machinery	...	...	...
Coal, wood, fuel oil	[illegible]	[illegible]	[illegible]
Major household appliances	[illegible]	[illegible]	[illegible]
Housewares (inc. electric)	[illegible]	[illegible]	[illegible]
Furniture, other home furnishings	...	...	...
Heating, plumbing, air-conditioning equipment	[illegible]	[illegible]	[illegible]
Lighting, electrical supplies	[illegible]	[illegible]	[illegible]
Other sales	[illegible]	...	...
Not analyzing merchandise line sales	[illegible]	[illegible]	...
Small single unit stores	[illegible]	[illegible]	...
SALT LAKE CITY, UTAH			
Large stores and multiunits—			
Analyzing merchandise line sales, total	[illegible]	[illegible]	...
Softwood lumber	[illegible]	[illegible]	[illegible]
Hardwood lumber (exc. hardwood flooring)	[illegible]	[illegible]	[illegible]
Hardwood flooring	[illegible]	[illegible]	[illegible]
Plywood (softwood and hardwood)	[illegible]	[illegible]	[illegible]
Other lumber products (inc. millwork)	[illegible]	[illegible]	[illegible]
Building materials (exc. lumber products)	[illegible]	[illegible]	[illegible]
Hardware	[illegible]	[illegible]	[illegible]
Paint, glass, wallpaper	[illegible]	[illegible]	[illegible]
Hay, grain, feed, farm and garden supplies	[illegible]	[illegible]	[illegible]
Farm equipment, implements, machinery	...	...	...
Coal, wood, fuel oil	[illegible]	[illegible]	[illegible]
Major household appliances	[illegible]	[illegible]	[illegible]
Housewares (inc. electric)	[illegible]	[illegible]	[illegible]
Furniture, other home furnishings	...	...	...
Heating, plumbing, air-conditioning equipment	[illegible]	[illegible]	[illegible]
Lighting, electrical supplies	[illegible]	[illegible]	[illegible]
Other sales	[illegible]	...	...
Not analyzing merchandise line sales	[illegible]	[illegible]	...
Small single unit stores	[illegible]	[illegible]	...

See footnotes at end of table.

Table 22E—MERCHANDISE LINE SALES OF LARGE STORES AND MULTIUNITS—LUMBER, BUILDING, HARDWARE GROUP—KIND OF BUSINESS, FOR SELECTED STANDARD METROPOLITAN AREAS: 1948—Continued

[See text for explanatory material]

Kind of business and merchandise line	Merchandise line sales (Thousand dollars)	Stores reporting merchandise line: Number	Stores reporting merchandise line: Total sales (Thousand dollars)
LUMBER YARDS	SAN ANTONIO, TEX.		
Large stores and multiunits			
Analyzing merchandise line sales, total	[illegible]	[illegible]	...
Softwood lumber	[illegible]	[illegible]	[illegible]
Hardwood lumber (exc. hardwood flooring)	[illegible]	[illegible]	1,383
Hardwood flooring	[illegible]	[illegible]	13,178
Plywood (softwood and hardwood)	[illegible]	[illegible]	1,864
Other lumber products (inc. millwork)	[illegible]	[illegible]	2,873
Building materials (exc. lumber products)	[illegible]	[illegible]	17,345
Hardware	[illegible]	[illegible]	1,205
Paint, glass, wallpaper	[illegible]	[illegible]	12,842
Hay, grain, feed, farm and garden supplies	[illegible]	[illegible]	[illegible]
Farm equipment, implements, machinery	[illegible]	[illegible]	[illegible]
Coal, wood, fuel oil	...	...	...
Major household appliances	[illegible]	[illegible]	[illegible]
Housewares (inc. electric)	[illegible]	[illegible]	[illegible]
Furniture, other home furnishings	[illegible]	[illegible]	[illegible]
Heating, plumbing, air-conditioning equipment	[illegible]	[illegible]	[illegible]
Lighting, electrical supplies	[illegible]	[illegible]	[illegible]
Other sales	[illegible]	...	...
Not analyzing merchandise line sales	[illegible]	[illegible]	...
Small single unit stores	[illegible]	[illegible]	...
LUMBER YARDS	SAN BERNARDINO, CALIF.		
Large stores and multiunits			
Analyzing merchandise line sales, total	[illegible]	[illegible]	...
Softwood lumber	[illegible]	[illegible]	[illegible]
Hardwood lumber (exc. hardwood flooring)	[illegible]	[illegible]	[illegible]
Hardwood flooring	[illegible]	[illegible]	[illegible]
Plywood (softwood and hardwood)	[illegible]	[illegible]	[illegible]
Other lumber products (inc. millwork)	[illegible]	[illegible]	[illegible]
Building materials (exc. lumber products)	[illegible]	[illegible]	[illegible]
Hardware	[illegible]	[illegible]	[illegible]
Paint, glass, wallpaper	[illegible]	[illegible]	[illegible]
Hay, grain, feed, farm and garden supplies	[illegible]	[illegible]	[illegible]
Farm equipment, implements, machinery	[illegible]	[illegible]	[illegible]
Coal, wood, fuel oil	...	...	...
Major household appliances	[illegible]	[illegible]	[illegible]
Housewares (inc. electric)	[illegible]	[illegible]	[illegible]
Furniture, other home furnishings	[illegible]	[illegible]	[illegible]
Heating, plumbing, air-conditioning equipment	[illegible]	[illegible]	[illegible]
Lighting, electrical supplies	[illegible]	[illegible]	[illegible]
Other sales	[illegible]	...	...
Not analyzing merchandise line sales	[illegible]	[illegible]	...
Small single unit stores	[illegible]	[illegible]	...
LUMBER YARDS	SAN DIEGO, CALIF.		
Large stores and multiunits			
Analyzing merchandise line sales, total	[illegible]	[illegible]	...
Softwood lumber	[illegible]	[illegible]	[illegible]
Hardwood lumber (exc. hardwood flooring)	[illegible]	[illegible]	[illegible]
Hardwood flooring	[illegible]	[illegible]	[illegible]
Plywood (softwood and hardwood)	[illegible]	[illegible]	[illegible]
Other lumber products (inc. millwork)	[illegible]	[illegible]	[illegible]
Building materials (exc. lumber products)	[illegible]	[illegible]	[illegible]
Hardware	[illegible]	[illegible]	[illegible]
Paint, glass, wallpaper	[illegible]	[illegible]	[illegible]
Hay, grain, feed, farm and garden supplies	[illegible]	[illegible]	[illegible]
Farm equipment, implements, machinery	[illegible]	[illegible]	[illegible]
Coal, wood, fuel oil	...	...	...
Major household appliances	213	12	4,835
Housewares (inc. electric)	[illegible]	[illegible]	[illegible]
Furniture, other home furnishings	15	6	1,087
Heating, plumbing, air-conditioning equipment	[illegible]	[illegible]	[illegible]
Lighting, electrical supplies	[illegible]	[illegible]	[illegible]
Other sales	387	...	...
Not analyzing merchandise line sales	...	...	...
Small single unit stores	523	12	...
LUMBER YARDS	SAN FRANCISCO-OAKLAND, CALIF.		
Large stores and multiunits			
Analyzing merchandise line sales, total	[illegible]	[illegible]	...
Softwood lumber	[illegible]	[illegible]	[illegible]
Hardwood lumber (exc. hardwood flooring)	[illegible]	[illegible]	[illegible]
Hardwood flooring	[illegible]	[illegible]	[illegible]
Plywood (softwood and hardwood)	[illegible]	[illegible]	[illegible]
Other lumber products (inc. millwork)	[illegible]	[illegible]	[illegible]
Building materials (exc. lumber products)	[illegible]	[illegible]	[illegible]
Hardware	[illegible]	[illegible]	[illegible]
Paint, glass, wallpaper	[illegible]	[illegible]	[illegible]
Hay, grain, feed, farm and garden supplies	[illegible]	[illegible]	[illegible]
Farm equipment, implements, machinery	[illegible]	[illegible]	[illegible]
Coal, wood, fuel oil	...	...	...
Major household appliances	[illegible]	[illegible]	[illegible]
Housewares (inc. electric)	[illegible]	[illegible]	[illegible]
Furniture, other home furnishings	[illegible]	[illegible]	[illegible]
Heating, plumbing, air-conditioning equipment	[illegible]	[illegible]	[illegible]
Lighting, electrical supplies	[illegible]	[illegible]	[illegible]
Other sales	[illegible]	...	...
Not analyzing merchandise line sales	[illegible]	[illegible]	...
Small single unit stores	[illegible]	[illegible]	...
LUMBER YARDS	SAN JOSE, CALIF.		
Large stores and multiunits			
Analyzing merchandise line sales, total	[illegible]	[illegible]	...
Softwood lumber	[illegible]	[illegible]	[illegible]
Hardwood lumber (exc. hardwood flooring)	[illegible]	[illegible]	[illegible]
Hardwood flooring	[illegible]	[illegible]	[illegible]
Plywood (softwood and hardwood)	[illegible]	[illegible]	[illegible]
Other lumber products (inc. millwork)	[illegible]	[illegible]	[illegible]
Building materials (exc. lumber products)	[illegible]	[illegible]	[illegible]
Hardware	[illegible]	[illegible]	[illegible]
Paint, glass, wallpaper	[illegible]	[illegible]	[illegible]
Hay, grain, feed, farm and garden supplies	[illegible]	[illegible]	[illegible]
Farm equipment, implements, machinery	[illegible]	[illegible]	[illegible]
Coal, wood, fuel oil	[illegible]	[illegible]	[illegible]
Major household appliances	[illegible]	[illegible]	[illegible]
Housewares (inc. electric)	[illegible]	[illegible]	[illegible]
Furniture, other home furnishings	[illegible]	[illegible]	[illegible]
Heating, plumbing, air-conditioning equipment	[illegible]	[illegible]	[illegible]
Lighting, electrical supplies	[illegible]	[illegible]	[illegible]
Other sales	[illegible]	...	...
Not analyzing merchandise line sales	[illegible]	[illegible]	...
Small single unit stores	[illegible]	[illegible]	...
LUMBER YARDS	SEATTLE, WASH.		
Large stores and multiunits			
Analyzing merchandise line sales, total	[illegible]	[illegible]	...
Softwood lumber	[illegible]	[illegible]	[illegible]
Hardwood lumber (exc. hardwood flooring)	[illegible]	[illegible]	[illegible]
Hardwood flooring	[illegible]	[illegible]	[illegible]
Plywood (softwood and hardwood)	[illegible]	[illegible]	[illegible]
Other lumber products (inc. millwork)	[illegible]	[illegible]	[illegible]
Building materials (exc. lumber products)	[illegible]	[illegible]	[illegible]
Hardware	[illegible]	[illegible]	[illegible]
Paint, glass, wallpaper	[illegible]	[illegible]	[illegible]
Hay, grain, feed, farm and garden supplies	[illegible]	[illegible]	[illegible]
Farm equipment, implements, machinery	[illegible]	[illegible]	[illegible]
Coal, wood, fuel oil	[illegible]	[illegible]	[illegible]
Major household appliances	[illegible]	[illegible]	[illegible]
Housewares (inc. electric)	[illegible]	[illegible]	[illegible]
Furniture, other home furnishings	[illegible]	[illegible]	[illegible]
Heating, plumbing, air-conditioning equipment	[illegible]	[illegible]	[illegible]
Lighting, electrical supplies	[illegible]	[illegible]	[illegible]
Other sales	[illegible]	...	...
Not analyzing merchandise line sales	[illegible]	[illegible]	...
Small single unit stores	[illegible]	[illegible]	...
LUMBER YARDS	SOUTH BEND, IND.		
Large stores and multiunits			
Analyzing merchandise line sales, total	[illegible]	[illegible]	...
Softwood lumber	[illegible]	[illegible]	[illegible]
Hardwood lumber (exc. hardwood flooring)	[illegible]	[illegible]	[illegible]
Hardwood flooring	[illegible]	[illegible]	[illegible]
Plywood (softwood and hardwood)	[illegible]	[illegible]	[illegible]
Other lumber products (inc. millwork)	[illegible]	[illegible]	[illegible]
Building materials (exc. lumber products)	[illegible]	[illegible]	[illegible]
Hardware	[illegible]	[illegible]	[illegible]
Paint, glass, wallpaper	[illegible]	[illegible]	[illegible]
Hay, grain, feed, farm and garden supplies	[illegible]	[illegible]	[illegible]
Farm equipment, implements, machinery	[illegible]	[illegible]	[illegible]
Coal, wood, fuel oil	[illegible]	[illegible]	[illegible]
Major household appliances	[illegible]	[illegible]	[illegible]
Housewares (inc. electric)	[illegible]	[illegible]	[illegible]
Furniture, other home furnishings	[illegible]	[illegible]	[illegible]
Heating, plumbing, air-conditioning equipment	[illegible]	[illegible]	[illegible]
Lighting, electrical supplies	[illegible]	[illegible]	[illegible]
Other sales	[illegible]	...	...
Not analyzing merchandise line sales	[illegible]	[illegible]	...
Small single unit stores	[illegible]	[illegible]	...
LUMBER YARDS	SPOKANE, WASH.		
Large stores and multiunits			
Analyzing merchandise line sales, total	[illegible]	[illegible]	...
Softwood lumber	[illegible]	[illegible]	[illegible]
Hardwood lumber (exc. hardwood flooring)	[illegible]	[illegible]	[illegible]
Hardwood flooring	[illegible]	[illegible]	[illegible]
Plywood (softwood and hardwood)	[illegible]	[illegible]	[illegible]
Other lumber products (inc. millwork)	[illegible]	[illegible]	[illegible]
Building materials (exc. lumber products)	[illegible]	[illegible]	[illegible]
Hardware	[illegible]	[illegible]	[illegible]
Paint, glass, wallpaper	[illegible]	[illegible]	[illegible]
Hay, grain, feed, farm and garden supplies	[illegible]	[illegible]	[illegible]
Farm equipment, implements, machinery	[illegible]	[illegible]	[illegible]
Coal, wood, fuel oil	[illegible]	[illegible]	[illegible]
Major household appliances	[illegible]	[illegible]	[illegible]
Housewares (inc. electric)	[illegible]	[illegible]	[illegible]
Furniture, other home furnishings	[illegible]	[illegible]	[illegible]
Heating, plumbing, air-conditioning equipment	[illegible]	[illegible]	[illegible]
Lighting, electrical supplies	[illegible]	[illegible]	[illegible]
Other sales	[illegible]	...	...
Not analyzing merchandise line sales	[illegible]	[illegible]	...
Small single unit stores	[illegible]	[illegible]	...
LUMBER YARDS	SPRINGFIELD-HOLYOKE, MASS.		
Large stores and multiunits			
Analyzing merchandise line sales, total	[illegible]	[illegible]	...
Softwood lumber	[illegible]	[illegible]	[illegible]
Hardwood lumber (exc. hardwood flooring)	[illegible]	[illegible]	[illegible]
Hardwood flooring	[illegible]	[illegible]	[illegible]
Plywood (softwood and hardwood)	[illegible]	[illegible]	[illegible]
Other lumber products (inc. millwork)	[illegible]	[illegible]	[illegible]
Building materials (exc. lumber products)	[illegible]	[illegible]	[illegible]
Hardware	[illegible]	[illegible]	[illegible]
Paint, glass, wallpaper	[illegible]	[illegible]	[illegible]
Hay, grain, feed, farm and garden supplies	[illegible]	[illegible]	[illegible]
Farm equipment, implements, machinery	[illegible]	[illegible]	[illegible]
Coal, wood, fuel oil	[illegible]	[illegible]	[illegible]
Major household appliances	[illegible]	[illegible]	[illegible]
Housewares (inc. electric)	[illegible]	[illegible]	[illegible]
Furniture, other home furnishings	[illegible]	[illegible]	[illegible]
Heating, plumbing, air-conditioning equipment	[illegible]	[illegible]	[illegible]
Lighting, electrical supplies	[illegible]	[illegible]	[illegible]
Other sales	[illegible]	...	...
Not analyzing merchandise line sales	[illegible]	[illegible]	...
Small single unit stores	[illegible]	[illegible]	...
LUMBER YARDS	STOCKTON, CALIF.		
Large stores and multiunits			
Analyzing merchandise line sales, total	[illegible]	[illegible]	...
Softwood lumber	[illegible]	[illegible]	[illegible]
Hardwood lumber (exc. hardwood flooring)	[illegible]	[illegible]	[illegible]
Hardwood flooring	[illegible]	[illegible]	[illegible]
Plywood (softwood and hardwood)	[illegible]	[illegible]	[illegible]
Other lumber products (inc. millwork)	[illegible]	[illegible]	[illegible]
Building materials (exc. lumber products)	[illegible]	[illegible]	[illegible]
Hardware	[illegible]	[illegible]	[illegible]
Paint, glass, wallpaper	[illegible]	[illegible]	[illegible]
Hay, grain, feed, farm and garden supplies	[illegible]	[illegible]	[illegible]
Farm equipment, implements, machinery	[illegible]	[illegible]	[illegible]
Coal, wood, fuel oil	[illegible]	[illegible]	[illegible]
Major household appliances	[illegible]	[illegible]	[illegible]
Housewares (inc. electric)	[illegible]	[illegible]	[illegible]
Furniture, other home furnishings	[illegible]	[illegible]	[illegible]
Heating, plumbing, air-conditioning equipment	[illegible]	[illegible]	[illegible]
Lighting, electrical supplies	[illegible]	[illegible]	[illegible]
Other sales	[illegible]	...	...
Not analyzing merchandise line sales	[illegible]	[illegible]	...
Small single unit stores	[illegible]	[illegible]	...
LUMBER YARDS	SYRACUSE, N.Y.		
Large stores and multiunits			
Analyzing merchandise line sales, total	[illegible]	[illegible]	...
Softwood lumber	[illegible]	[illegible]	[illegible]
Hardwood lumber (exc. hardwood flooring)	[illegible]	[illegible]	[illegible]
Hardwood flooring	[illegible]	[illegible]	[illegible]
Plywood (softwood and hardwood)	[illegible]	[illegible]	[illegible]
Other lumber products (inc. millwork)	[illegible]	[illegible]	[illegible]
Building materials (exc. lumber products)	[illegible]	[illegible]	[illegible]
Hardware	[illegible]	[illegible]	[illegible]
Paint, glass, wallpaper	[illegible]	[illegible]	[illegible]
Hay, grain, feed, farm and garden supplies	[illegible]	[illegible]	[illegible]
Farm equipment, implements, machinery	[illegible]	[illegible]	[illegible]
Coal, wood, fuel oil	[illegible]	[illegible]	[illegible]
Major household appliances	...	...	...
Housewares (inc. electric)	...	...	...
Furniture, other home furnishings	[illegible]	[illegible]	[illegible]
Heating, plumbing, air-conditioning equipment	[illegible]	[illegible]	[illegible]
Lighting, electrical supplies	...	...	...
Other sales	[illegible]	...	...
Not analyzing merchandise line sales	...	...	...
Small single unit stores	[illegible]	[illegible]	...
LUMBER YARDS	TACOMA, WASH.		
Large stores and multiunits			
Analyzing merchandise line sales, total	[illegible]	[illegible]	...
Softwood lumber	[illegible]	[illegible]	[illegible]
Hardwood lumber (exc. hardwood flooring)	[illegible]	[illegible]	[illegible]
Hardwood flooring	[illegible]	[illegible]	[illegible]
Plywood (softwood and hardwood)	[illegible]	[illegible]	[illegible]
Other lumber products (inc. millwork)	[illegible]	[illegible]	[illegible]
Building materials (exc. lumber products)	[illegible]	[illegible]	[illegible]
Hardware	[illegible]	[illegible]	[illegible]
Paint, glass, wallpaper	[illegible]	[illegible]	[illegible]
Hay, grain, feed, farm and garden supplies	[illegible]	[illegible]	[illegible]
Farm equipment, implements, machinery	[illegible]	[illegible]	[illegible]
Coal, wood, fuel oil	[illegible]	[illegible]	[illegible]
Major household appliances	[illegible]	[illegible]	[illegible]
Housewares (inc. electric)	[illegible]	[illegible]	[illegible]
Furniture, other home furnishings	[illegible]	[illegible]	[illegible]
Heating, plumbing, air-conditioning equipment	[illegible]	[illegible]	[illegible]
Lighting, electrical supplies	[illegible]	[illegible]	[illegible]
Other sales	[illegible]	...	...
Not analyzing merchandise line sales	[illegible]	[illegible]	...
Small single unit stores	[illegible]	[illegible]	...
LUMBER YARDS	TAMPA-ST. PETERSBURG, FLA.		
Large stores and multiunits			
Analyzing merchandise line sales, total	[illegible]	[illegible]	...
Softwood lumber	[illegible]	[illegible]	[illegible]
Hardwood lumber (exc. hardwood flooring)	[illegible]	[illegible]	[illegible]
Hardwood flooring	[illegible]	[illegible]	[illegible]
Plywood (softwood and hardwood)	[illegible]	[illegible]	[illegible]
Other lumber products (inc. millwork)	[illegible]	[illegible]	[illegible]
Building materials (exc. lumber products)	[illegible]	[illegible]	[illegible]
Hardware	[illegible]	[illegible]	[illegible]
Paint, glass, wallpaper	[illegible]	[illegible]	[illegible]
Hay, grain, feed, farm and garden supplies	[illegible]	[illegible]	[illegible]
Farm equipment, implements, machinery	[illegible]	[illegible]	[illegible]
Coal, wood, fuel oil	[illegible]	[illegible]	[illegible]
Major household appliances	[illegible]	[illegible]	[illegible]
Housewares (inc. electric)	[illegible]	[illegible]	[illegible]
Furniture, other home furnishings	[illegible]	[illegible]	[illegible]
Heating, plumbing, air-conditioning equipment	[illegible]	[illegible]	[illegible]
Lighting, electrical supplies	[illegible]	[illegible]	[illegible]
Other sales	[illegible]	...	...
Not analyzing merchandise line sales	[illegible]	[illegible]	...
Small single unit stores	[illegible]	[illegible]	...
LUMBER YARDS	TOLEDO, OHIO		
Large stores and multiunits			
Analyzing merchandise line sales, total	[illegible]	[illegible]	...
Softwood lumber	[illegible]	[illegible]	[illegible]
Hardwood lumber (exc. hardwood flooring)	[illegible]	[illegible]	[illegible]
Hardwood flooring	[illegible]	[illegible]	[illegible]
Plywood (softwood and hardwood)	[illegible]	[illegible]	[illegible]
Other lumber products (inc. millwork)	[illegible]	[illegible]	[illegible]
Building materials (exc. lumber products)	[illegible]	[illegible]	[illegible]
Hardware	[illegible]	[illegible]	[illegible]
Paint, glass, wallpaper	[illegible]	[illegible]	[illegible]
Hay, grain, feed, farm and garden supplies	[illegible]	[illegible]	[illegible]
Farm equipment, implements, machinery	[illegible]	[illegible]	[illegible]
Coal, wood, fuel oil	[illegible]	[illegible]	[illegible]
Major household appliances	[illegible]	[illegible]	[illegible]
Housewares (inc. electric)	[illegible]	[illegible]	[illegible]
Furniture, other home furnishings	[illegible]	[illegible]	[illegible]
Heating, plumbing, air-conditioning equipment	[illegible]	[illegible]	[illegible]
Lighting, electrical supplies	[illegible]	[illegible]	[illegible]
Other sales	[illegible]	...	...
Not analyzing merchandise line sales	[illegible]	[illegible]	...
Small single unit stores	[illegible]	[illegible]	...
LUMBER YARDS	TRENTON, N.J.		
Large stores and multiunits			
Analyzing merchandise line sales, total	[illegible]	[illegible]	...
Softwood lumber	[illegible]	[illegible]	[illegible]
Hardwood lumber (exc. hardwood flooring)	[illegible]	[illegible]	[illegible]
Hardwood flooring	[illegible]	[illegible]	[illegible]
Plywood (softwood and hardwood)	[illegible]	[illegible]	[illegible]
Other lumber products (inc. millwork)	[illegible]	[illegible]	[illegible]
Building materials (exc. lumber products)	[illegible]	[illegible]	[illegible]
Hardware	[illegible]	[illegible]	[illegible]
Paint, glass, wallpaper	[illegible]	[illegible]	[illegible]
Hay, grain, feed, farm and garden supplies	[illegible]	[illegible]	[illegible]
Farm equipment, implements, machinery	[illegible]	[illegible]	[illegible]
Coal, wood, fuel oil	[illegible]	[illegible]	[illegible]
Major household appliances	[illegible]	[illegible]	[illegible]
Housewares (inc. electric)	[illegible]	[illegible]	[illegible]
Furniture, other home furnishings	[illegible]	[illegible]	[illegible]
Heating, plumbing, air-conditioning equipment	[illegible]	[illegible]	[illegible]
Lighting, electrical supplies	[illegible]	[illegible]	[illegible]
Other sales	[illegible]	...	...
Not analyzing merchandise line sales	[illegible]	[illegible]	...
Small single unit stores	[illegible]	[illegible]	...
LUMBER YARDS	UTICA-ROME, N.Y.		
Large stores and multiunits			
Analyzing merchandise line sales, total	[illegible]	[illegible]	...
Softwood lumber	[illegible]	[illegible]	[illegible]
Hardwood lumber (exc. hardwood flooring)	[illegible]	[illegible]	[illegible]
Hardwood flooring	[illegible]	[illegible]	[illegible]
Plywood (softwood and hardwood)	[illegible]	[illegible]	[illegible]
Other lumber products (inc. millwork)	[illegible]	[illegible]	[illegible]
Building materials (exc. lumber products)	[illegible]	[illegible]	[illegible]
Hardware	[illegible]	[illegible]	[illegible]
Paint, glass, wallpaper	[illegible]	[illegible]	[illegible]
Hay, grain, feed, farm and garden supplies	[illegible]	[illegible]	[illegible]
Farm equipment, implements, machinery	[illegible]	[illegible]	[illegible]
Coal, wood, fuel oil	[illegible]	[illegible]	[illegible]
Major household appliances	[illegible]	[illegible]	[illegible]
Housewares (inc. electric)	[illegible]	[illegible]	[illegible]
Furniture, other home furnishings	[illegible]	[illegible]	[illegible]
Heating, plumbing, air-conditioning equipment	[illegible]	[illegible]	[illegible]
Lighting, electrical supplies	[illegible]	[illegible]	[illegible]
Other sales	[illegible]	...	...
Not analyzing merchandise line sales	[illegible]	[illegible]	...
Small single unit stores	[illegible]	[illegible]	...
LUMBER YARDS	WASHINGTON, D.C.		
Large stores and multiunits			
Analyzing merchandise line sales, total	[illegible]	[illegible]	...
Softwood lumber	[illegible]	[illegible]	[illegible]
Hardwood lumber (exc. hardwood flooring)	[illegible]	[illegible]	[illegible]
Hardwood flooring	[illegible]	[illegible]	[illegible]
Plywood (softwood and hardwood)	[illegible]	[illegible]	[illegible]
Other lumber products (inc. millwork)	[illegible]	[illegible]	[illegible]
Building materials (exc. lumber products)	[illegible]	[illegible]	[illegible]
Hardware	[illegible]	[illegible]	[illegible]
Paint, glass, wallpaper	[illegible]	[illegible]	[illegible]
Hay, grain, feed, farm and garden supplies	[illegible]	[illegible]	[illegible]
Farm equipment, implements, machinery	[illegible]	[illegible]	[illegible]
Coal, wood, fuel oil	[illegible]	[illegible]	[illegible]
Major household appliances	[illegible]	[illegible]	[illegible]
Housewares (inc. electric)	[illegible]	[illegible]	[illegible]
Furniture, other home furnishings	[illegible]	[illegible]	[illegible]
Heating, plumbing, air-conditioning equipment	[illegible]	[illegible]	[illegible]
Lighting, electrical supplies	[illegible]	[illegible]	[illegible]
Other sales	[illegible]	...	...
Not analyzing merchandise line sales	[illegible]	[illegible]	...
Small single unit stores	[illegible]	[illegible]	...
LUMBER YARDS	WHEELING, W.VA.-STEUBENVILLE, OHIO		
Large stores and multiunits			
Analyzing merchandise line sales, total	[illegible]	[illegible]	...
Softwood lumber	[illegible]	[illegible]	[illegible]
Hardwood lumber (exc. hardwood flooring)	[illegible]	[illegible]	[illegible]
Hardwood flooring	[illegible]	[illegible]	[illegible]
Plywood (softwood and hardwood)	[illegible]	[illegible]	[illegible]
Other lumber products (inc. millwork)	[illegible]	[illegible]	[illegible]
Building materials (exc. lumber products)	[illegible]	[illegible]	[illegible]
Hardware	[illegible]	[illegible]	[illegible]
Paint, glass, wallpaper	[illegible]	[illegible]	[illegible]
Hay, grain, feed, farm and garden supplies	[illegible]	[illegible]	[illegible]
Farm equipment, implements, machinery	[illegible]	[illegible]	[illegible]
Coal, wood, fuel oil	[illegible]	[illegible]	[illegible]
Major household appliances	[illegible]	[illegible]	[illegible]
Housewares (inc. electric)	[illegible]	[illegible]	[illegible]
Furniture, other home furnishings	[illegible]	[illegible]	[illegible]
Heating, plumbing, air-conditioning equipment	[illegible]	[illegible]	[illegible]
Lighting, electrical supplies	[illegible]	[illegible]	[illegible]
Other sales	[illegible]	...	...
Not analyzing merchandise line sales	[illegible]	[illegible]	...
Small single unit stores	[illegible]	[illegible]	...
LUMBER YARDS	WICHITA, KANS.		
Large stores and multiunits			
Analyzing merchandise line sales, total	[illegible]	[illegible]	...
Softwood lumber	[illegible]	[illegible]	[illegible]
Hardwood lumber (exc. hardwood flooring)	[illegible]	[illegible]	[illegible]
Hardwood flooring	[illegible]	[illegible]	[illegible]
Plywood (softwood and hardwood)	[illegible]	[illegible]	[illegible]
Other lumber products (inc. millwork)	[illegible]	[illegible]	[illegible]
Building materials (exc. lumber products)	[illegible]	[illegible]	[illegible]
Hardware	[illegible]	[illegible]	[illegible]
Paint, glass, wallpaper	[illegible]	[illegible]	[illegible]
Hay, grain, feed, farm and garden supplies	[illegible]	[illegible]	[illegible]
Farm equipment, implements, machinery	[illegible]	[illegible]	[illegible]
Coal, wood, fuel oil	[illegible]	[illegible]	[illegible]
Major household appliances	[illegible]	[illegible]	[illegible]
Housewares (inc. electric)	[illegible]	[illegible]	[illegible]
Furniture, other home furnishings	[illegible]	[illegible]	[illegible]
Heating, plumbing, air-conditioning equipment	[illegible]	[illegible]	[illegible]
Lighting, electrical supplies	[illegible]	[illegible]	[illegible]
Other sales	[illegible]	...	...
Not analyzing merchandise line sales	[illegible]	[illegible]	...
Small single unit stores	[illegible]	[illegible]	...

Table 22E.—MERCHANDISE LINE SALES OF LARGE STORES AND MULTIUNITS—LUMBER, BUILDING, HARDWARE GROUP—KIND OF BUSINESS, FOR SELECTED STANDARD METROPOLITAN AREAS: 1948—Continued

[See text for explanatory material]

Kind of business and merchandise line	Merchandise line sales (Thousand dollars)	Stores reporting merchandise line: Number	Stores reporting merchandise line: Total sales (Thousand dollars)	Merchandise line sales (Thousand dollars)	Stores reporting merchandise line: Number	Stores reporting merchandise line: Total sales (Thousand dollars)	Merchandise line sales (Thousand dollars)	Stores reporting merchandise line: Number	Stores reporting merchandise line: Total sales (Thousand dollars)	Merchandise line sales (Thousand dollars)	Stores reporting merchandise line: Number	Stores reporting merchandise line: Total sales (Thousand dollars)
LUMBER YARDS	WILKES-BARRE-HAZLETON, PA.			WILMINGTON, DEL.			WORCESTER, MASS.			YOUNGSTOWN, OHIO		
Large stores and multiunits—												
Analyzing merchandise line sales, total	5,897	[illegible]	...	[illegible]	[illegible]	...	4,[illegible]	11	...	11,105	[illegible]4	...
Softwood lumber	2,[illegible]	21	[illegible],944	2,768	19	[illegible],758	1,881	10	[illegible]	[illegible]	24	11,10[illegible]
Hardwood lumber (exc. hardwood flooring)	[illegible]	[illegible]	[illegible]	284	1[illegible]	4,149	15	6	[illegible]	512	2	8,[illegible]
Hardwood flooring	1[illegible]	1[illegible]	4,5[illegible]	187	17	[illegible],127	,048	10	[illegible],495	457	40	10,313
Plywood (softwood and hardwood)	20[illegible]	15	4,714	[illegible]55	17	[illegible]	146	10	[illegible],185	4[illegible]7	[illegible]	10,488
Other lumber products (inc. millwork)	7[illegible]7	15	4,[illegible]	1,20[illegible]	17	5,917	43[illegible]	[illegible]	[illegible]	2,091	27	[illegible],86[illegible]
Building materials (exc. lumber products)	84[illegible]	18	[illegible]	[illegible]	17	[illegible],472	442	[illegible]	[illegible],768	1,685	27	9,487
Hardware	[illegible]17	20	[illegible],544	[illegible]	15	4,[illegible]	[illegible]	6	[illegible],079	581	22	[illegible],495
Paint, glass, wallpaper	156	1[illegible]	[illegible]	[illegible]	1[illegible]	4,[illegible]	17	5	2,4[illegible]	108	19	[illegible],707
Hay, grain, feed, farm and garden supplies	...	...	...	[illegible]	5	1,64[illegible]	(1)	1	(x)	(1)	1	(x)
Farm equipment, implements, machinery	...	...	...	[illegible]	[illegible]	(x)	...	...	...	(1)	2	(x)
Coal, wood, fuel oil	[illegible]	[illegible]	(x)	891	11	4,47[illegible]	(1)	1	(x)	224	[illegible]	1,[illegible]
Major household appliances	...	...	...	...	...	...	(1)	1	(x)	(1)	1	(x)
Housewares (inc. electric)	[illegible]	[illegible]	(x)	[illegible]	[illegible]	(x)	(1)	1	(x)	(1)	[illegible]	(x)
Furniture, other home furnishings	...	...	...	...	...	...	...	...	...	(1)	1	(x)
Heating, plumbing, air-conditioning equipment	[illegible]	[illegible]	1,4[illegible]	...	...	...	...	...	...	(1)	1	(x)
Lighting, electrical supplies	(1)	1	(x)	...	...	...	...	...	...	(1)	1	(x)
Other sales	275	...	...	[illegible]	...	...	[illegible]5	...	...	[illegible]	...	...
Not analyzing merchandise line sales	852	2	...	...	...	...	...	...	...	752	1	...
Small single unit stores	1,051	[illegible]	...	1[illegible]	4	...	[illegible]		...	42[illegible]	9	...

See footnotes at end of table.

Table 22E.—MERCHANDISE LINE SALES OF LARGE STORES AND MULTIUNITS—LUMBER, BUILDING, HARDWARE GROUP—KIND OF BUSINESS, FOR SELECTED STANDARD METROPOLITAN AREAS: 1948—Continued

[See text for explanatory material]

Kind of business and merchandise line	Merchandise line sales (Thousand dollars)	Stores reporting merchandise line: Number	Stores reporting merchandise line: Total sales (Thousand dollars)	Merchandise line sales (Thousand dollars)	Stores reporting merchandise line: Number	Stores reporting merchandise line: Total sales (Thousand dollars)	Merchandise line sales (Thousand dollars)	Stores reporting merchandise line: Number	Stores reporting merchandise line: Total sales (Thousand dollars)	Merchandise line sales (Thousand dollars)	Stores reporting merchandise line: Number	Stores reporting merchandise line: Total sales (Thousand dollars)	Merchandise line sales (Thousand dollars)	Stores reporting merchandise line: Number	Stores reporting merchandise line: Total sales (Thousand dollars)
BUILDING MATERIAL DEALERS	AKRON, OHIO			ALBANY-SCHENECTADY-TROY, N.Y.			ALLENTOWN-BETHLEHEM-EASTON, PA.			BALTIMORE, MD.			BOSTON, MASS.		
Large stores and multiunits—															
Analyzing merchandise line sales, total	7,453	15	...	3,252	15	...	3,073	12	...	7,414	13	...	8,225	29	...
Building materials (exc. lumber products)	4,374	15	7,453	2,747	15	3,252	2,921	12	3,073	4,200	13	7,414	7,147	29	8,225
Softwood lumber	(1)	1	(x)	(1)	1	(x)	...	...	...	(1)	3	(x)	(1)	4	(x)
Hardwood lumber (exc. hardwood flooring)	...	...	...	...	...	...	...	...	...	...	...	...	(1)	3	(x)
Hardwood flooring	(1)	1	(x)	...	...	...	...	...	...	(1)	2	(x)	(1)	2	(x)
Plywood (softwood and hardwood)	(1)	1	(x)	...	...	...	...	...	...	(1)	3	(x)	71	6	1,883
Other lumber products (inc. millwork)	(1)	4	(x)	(1)	1	(x)	...	...	...	(1)	4	(x)	(1)	2	(x)
Hardware	114	5	(x)	(1)	2	(x)	...	...	...	170	6	4,329	52	5	725
Paint, glass, wallpaper	(1)	4	(x)	(1)	2	(x)	(1)	2	(x)	(1)	4	(x)	(1)	1	(x)
Hay, grain, feed, farm and garden supplies	296	7	3,111	(1)	2	(x)	...	...	...	(1)	4	(x)	(1)	1	(x)
Farm equipment, implements, machinery	...	...	...	...	...	...	...	...	...	(1)	1	(x)	...	...	...
Coal, wood, fuel oil	941	10	5,611	(1)	3	(x)	121	5	887	(1)	2	(x)	(1)	3	(x)
Major household appliances	(1)	1	(x)	...	...	...	...	...	...	(1)	1	(x)	...	...	...
Housewares (inc. electric)	(1)	1	(x)	...	...	...	...	...	...	(1)	1	(x)	...	...	...
Furniture, other home furnishings	(1)	1	(x)	...	...	...	...	...	...	...	...	...	...	...	...
Heating, plumbing, air-conditioning equipment	(1)	2	(x)	...	...	...	...	...	...	...	...	...	...	...	...
Lighting, electrical supplies	(1)	1	(x)	(1)	1	(x)	...	...	...	(1)	1	(x)	...	...	...
Other sales	1,728	...	...	505	...	...	31	...	...	3,044	...	...	955	...	...
Not analyzing merchandise line sales	...	...	...	146	1	...	...	...	...	...	...	...	...	...	...
Small single unit stores	530	10	...	284	4	...	419	10	...	306	11	...	709	19	...
	BUFFALO, N.Y.			CANTON, OHIO			CHICAGO, ILL.			CINCINNATI, OHIO			CLEVELAND, OHIO		
Large stores and multiunits—															
Analyzing merchandise line sales, total	8,708	28		3,798	11	...	24,309	66	...	11,345	27	...	16,100	31	...
Building materials (exc. lumber products)	6,719	28	8,708	3,149	11	3,798	19,338	66	24,309	8,815	27	11,345	12,216	31	16,100
Softwood lumber	(1)	1	(x)	...	...	...	(1)	2	(x)	...	...	...	(1)	3	(x)
Hardwood lumber (exc. hardwood flooring)	(1)	1	(x)	...	...	...	...	...	...	...	...	...	(1)	1	(x)
Hardwood flooring	(1)	2	(x)	...	...	...	(1)	3	(x)	...	...	...	(1)	2	(x)
Plywood (softwood and hardwood)	(1)	2	(x)	...	...	...	(1)	2	(x)	...	...	...	(1)	2	(x)
Other lumber products (inc. millwork)	(1)	2	(x)	...	...	...	(1)	4	(x)	...	...	...	(1)	4	(x)
Hardware	82	6	990	...	...	...	(1)	4	(x)	(1)	3	(x)	(1)	2	(x)
Paint, glass, wallpaper	(1)	4	(x)	...	...	...	(1)	3	(x)	(1)	3	(x)	(1)	2	(x)
Hay, grain, feed, farm and garden supplies	(1)	1	(x)	...	...	...	(1)	3	(x)	(1)	4	(x)	(1)	3	(x)
Farm equipment, implements, machinery	...	...	...	...	...	...	...	...	...	(1)	1	(x)	(1)	1	(x)
Coal, wood, fuel oil	1,058	10	2,987	598	6	2,989	2,422	28	9,636	1,171	14	5,651	2,142	19	12,030
Major household appliances	...	...	...	...	...	...	...	...	...	(1)	2	(x)	(1)	1	(x)
Housewares (inc. electric)	...	...	...	...	...	...	(1)	1	(x)	...	...	...	...	...	...
Furniture, other home furnishings	...	...	...	...	...	...	...	...	...	(1)	1	(x)	...	...	...
Heating, plumbing, air-conditioning equipment	(1)	1	(x)	...	...	...	(1)	2	(x)	(1)	1	(x)	(1)	2	(x)
Lighting, electrical supplies	(1)	1	(x)	...	...	...	(1)	2	(x)	(1)	2	(x)	...	...	...
Other sales	849	...	...	51	...	...	2,549	...	...	1,359	...	...	1,742	...	...
Not analyzing merchandise line sales	243	1	...	...	...	...	265	1	...	111	1	...	...	...	...
Small single unit stores	749	16	...	296	7	...	1,318	33	...	447	11	...	375	8	...

See footnotes at end of table.

Table 22E.—MERCHANDISE LINE SALES OF LARGE STORES AND MULTIUNITS—LUMBER, BUILDING, HARDWARE GROUP—KIND OF BUSINESS, FOR SELECTED STANDARD METROPOLITAN AREAS: 1948—Continued

[See text for explanatory material]

BUILDING MATERIAL DEALERS

Kind of business and merchandise line	COLUMBUS, OHIO			DAYTON, OHIO			DENVER, COLO.			DETROIT, MICH.			INDIANAPOLIS, IND.		
	Merchandise line sales (Thousand dollars)	Stores reporting merchandise line: Number	Stores reporting merchandise line: Total sales (Thousand dollars)	Merchandise line sales (Thousand dollars)	Number	Total sales (Thousand dollars)	Merchandise line sales (Thousand dollars)	Number	Total sales (Thousand dollars)	Merchandise line sales (Thousand dollars)	Number	Total sales (Thousand dollars)	Merchandise line sales (Thousand dollars)	Number	Total sales (Thousand dollars)
Large stores and multiunits—															
Analyzing merchandise line sales, total	[illegible]	[illegible]	...	4,300	15	...	7,631	15	...	19,877	46	...	3,557	12	...
Building materials (exc. lumber products)	[illegible]	[illegible]	[illegible]	3,867	15	4,300	5,815	15	7,631	12,302	46	19,877	3,130	12	3,557
Softwood lumber	[illegible]	[illegible]	(x)	...	...	...	(1)	[illegible]	(x)	1,824	6	3,705	(1)	3	(x)
Hardwood lumber (exc. hardwood flooring)	(1)	[illegible]	(x)	...	...	...	(1)	1	(x)	(1)	3	(x)	...	...	...
Hardwood flooring	(1)	2	(x)	...	...	...	(1)	1	(x)	(1)	3	(x)	(1)	2	(x)
Plywood (softwood and hardwood)	(1)	[illegible]	(x)	...	...	...	(1)	1	(x)	(1)	2	(x)	(1)	2	(x)
Other lumber products (inc. millwork)	[illegible]	[illegible]	(x)	...	...	...	(1)	1	(x)	1,338	5	4,013	(1)	1	(x)
Hardware	[illegible]	[illegible]	1,027	...	...	...	(1)	3	(x)	681	8	3,955	(1)	2	(x)
Paint, glass, wallpaper	[illegible]	[illegible]	(x)	...	...	...	(1)	2	(x)	103	6	3,104	(1)	2	(x)
Hay, grain, feed, farm and garden supplies	...	...	...	...	...	...	...	...	...	(1)	1	(x)	(1)	1	(x)
Farm equipment, implements, machinery	...	...	...	...	...	...	...	...	...	(1)	1	(x)	(1)	1	(x)
Coal, wood, fuel oil	[illegible]	[illegible]	3,255	410	5	1,609	(1)	3	(x)	2,196	17	9,010	(1)	2	(x)
Major household appliances	...	...	...	...	...	...	...	...	...	(1)	1	(x)	...	...	...
Housewares (inc. electric)	...	...	...	...	...	...	...	...	...	(1)	2	(x)	(1)	1	(x)
Furniture, other home furnishings	(1)	1	(x)	...	...	...	...	...	...	(1)	1	(x)	(1)	2	(x)
Heating, plumbing, air conditioning equipment	(1)	1	(x)	(1)	1	(x)	(1)	[illegible]	(x)	(1)	1	(x)	...	...	...
Lighting, electrical supplies	...	...	...	...	...	...	...	...	...	(1)	1	(x)	...	...	...
Other sales	[illegible]	...	...	23	...	...	1,816	...	...	1,433	...	...	427	...	...
Not analyzing merchandise line sales	...	...	...	...	...	...	...	...	...	...	...	...	...	...	...
Small single unit stores	365	7	...	217	6	...	291	6	...	1,549	42	...	342	6	...

Kind of business and merchandise line	KANSAS CITY, MO.			LOS ANGELES, CALIF.			MIAMI, FLA.			MILWAUKEE, WIS.			MINNEAPOLIS-ST. PAUL, MINN.		
	Merchandise line sales (Thousand dollars)	Number	Total sales (Thousand dollars)	Merchandise line sales (Thousand dollars)	Number	Total sales (Thousand dollars)	Merchandise line sales (Thousand dollars)	Number	Total sales (Thousand dollars)	Merchandise line sales (Thousand dollars)	Number	Total sales (Thousand dollars)	Merchandise line sales (Thousand dollars)	Number	Total sales (Thousand dollars)
Large stores and multiunits—															
Analyzing merchandise line sales, total	6,781	13	...	40,396	124	...	4,019	14	...	4,128	10	...	6,782	15	...
Building materials (exc. lumber products)	5,706	13	6,781	37,188	124	40,396	2,651	14	4,019	3,586	10	4,128	5,691	15	6,782
Softwood lumber	(1)	1	(x)	610	9	1,982	(1)	1	(x)	...	...	...	(1)	2	(x)
Hardwood lumber (exc. hardwood flooring)	(1)	1	(x)	(1)	3	(x)	(1)	2	(x)	...	...	...	(1)	1	(x)
Hardwood flooring	(1)	1	(x)	542	5	1,728	(1)	1	(x)	...	...	...	(1)	2	(x)
Plywood (softwood and hardwood)	(1)	1	(x)	115	5	1,441	(1)	3	(x)	...	...	...	(1)	2	(x)
Other lumber products (inc. millwork)	...	...	...	460	9	1,851	(1)	1	(x)	(1)	2	(x)	(1)	3	(x)
Hardware	(1)	2	(x)	501	27	7,773	248	5	2,012	(1)	1	(x)	(1)	3	(x)
Paint, glass, wallpaper	(1)	1	(x)	205	21	6,165	250	6	2,789	...	...	...	(1)	2	(x)
Hay, grain, feed, farm and garden supplies	(1)	1	(x)	(1)	2	(x)	...	...	...	...	...	...	...	...	...
Farm equipment, implements, machinery	...	...	...	...	...	...	...	...	...	...	...	...	...	...	...
Coal, wood, fuel oil	(1)	3	(x)	(1)	2	(x)	...	...	...	(1)	2	(x)	...	...	...
Major household appliances	...	...	...	58	5	640	(1)	1	(x)	...	...	...	...	...	...
Housewares (inc. electric)	...	...	...	(1)	4	(x)	...	...	...	...	...	...	...	...	...
Furniture, other home furnishings	...	...	...	(1)	2	(x)	...	...	...	...	...	...	...	...	...
Heating, plumbing, air conditioning equipment	...	...	...	106	6	1,082	...	...	...	...	...	...	...	...	...
Lighting, electrical supplies	...	...	...	83	7	1,402	...	...	...	...	...	...	...	...	...
Other sales	1,075	...	...	528	...	...	870	...	...	542	...	...	1,091	...	...
Not analyzing merchandise line sales	...	...	...	980	2	...	...	...	...	148	1	...	...	...	...
Small single unit stores	506	15	...	4,280	122	...	253	6	...	318	6	...	295	6	...

Kind of business and merchandise line	NEW ORLEANS, LA.			NEW YORK-NORTHEASTERN NEW JERSEY			PHILADELPHIA, PA.			PITTSBURGH, PA.			PORTLAND, OREG.		
	Merchandise line sales (Thousand dollars)	Number	Total sales (Thousand dollars)	Merchandise line sales (Thousand dollars)	Number	Total sales (Thousand dollars)	Merchandise line sales (Thousand dollars)	Number	Total sales (Thousand dollars)	Merchandise line sales (Thousand dollars)	Number	Total sales (Thousand dollars)	Merchandise line sales (Thousand dollars)	Number	Total sales (Thousand dollars)
Large stores and multiunits—															
Analyzing merchandise line sales, total	9,860	10	...	32,963	100	...	13,623	42	...	13,740	41	...	4,207	17	...
Building materials (exc. lumber products)	8,170	10	[illegible]	26,642	100	32,963	10,935	42	13,623	10,960	41	13,740	3,011	17	4,207
Softwood lumber	(1)	4	(x)	817	17	5,479	(1)	4	(x)	658	6	3,340	(1)	3	(x)
Hardwood lumber (exc. hardwood flooring)	(1)	1	(x)	44	9	1,308	(1)	3	(x)	165	5	2,499	(1)	1	(x)
Hardwood flooring	(1)	3	(x)	29	7	1,225	(1)	3	(x)	197	6	3,840	...	...	...
Plywood (softwood and hardwood)	(1)	2	(x)	29	9	1,532	(1)	3	(x)	75	7	5,100	(1)	2	(x)
Other lumber products (inc. millwork)	(1)	3	(x)	1,619	15	7,224	[illegible]	9	[illegible]	163	6	3,692	...	...	...
Hardware	[illegible]	5	7,750	434	18	5,023	(1)	2	(x)	152	9	5,961	184	9	1,526
Paint, glass, wallpaper	(1)	4	[illegible]	225	15	5,103	(1)	3	(x)	222	9	3,777	172	10	1,878
Hay, grain, feed, farm and garden supplies	(1)	1	[illegible]	(1)	3	(x)	(1)	1	(x)	254	5	1,084	443	7	1,430
Farm equipment, implements, machinery	...	...	...	(1)	1	(x)	(1)	1	(x)	...	...	...	...	...	...
Coal, wood, fuel oil	(1)	1	(x)	2,352	18	10,031	737	11	3,008	312	11	4,604	(1)	1	(x)
Major household appliances	...	...	...	190	5	[illegible]	...	...	...	...	...	...	(1)	1	(x)
Housewares (inc. electric)	...	...	...	(1)	2	(x)	(1)	2	(x)	(1)	1	(x)	...	...	...
Furniture, other home furnishings	...	...	...	(1)	1	(x)	(1)	1	(x)	...	...	...	...	...	...
Heating, plumbing, air-conditioning equipment	(1)	1	(x)	(1)	3	(x)	(1)	3	(x)	(1)	3	(x)	...	...	...
Lighting, electrical supplies	...	...	...	(1)	3	(x)	...	...	...	...	...	...	(1)	3	(x)
Other sales	[illegible]	...	...	682	...	...	682	...	...	582	...	...	397	...	...
Not analyzing merchandise line sales	...	...	...	[illegible]	2	...	796	2	...	700	[illegible]	...	...	...	...
Small single unit stores	[illegible]	[illegible]	...	[illegible]	100	...	1,441	28	...	1,907	40	...	706	20	...

Kind of business and merchandise line	ST. LOUIS, MO.			SAN FRANCISCO-OAKLAND, CALIF.			TAMPA-ST. PETERSBURG, FLA.			WASHINGTON, D.C.			YOUNGSTOWN, OHIO		
	Merchandise line sales (Thousand dollars)	Number	Total sales (Thousand dollars)	Merchandise line sales (Thousand dollars)	Number	Total sales (Thousand dollars)	Merchandise line sales (Thousand dollars)	Number	Total sales (Thousand dollars)	Merchandise line sales (Thousand dollars)	Number	Total sales (Thousand dollars)	Merchandise line sales (Thousand dollars)	Number	Total sales (Thousand dollars)
Large stores and multiunits—															
Analyzing merchandise line sales, total	[illegible]	[illegible]	...	[illegible]	28	...	1,528	11	...	[illegible]	23	...	4,454	13	...
Building materials (exc. lumber products)	[illegible]	[illegible]	[illegible]	10,957	28	[illegible]	1,255	11	1,528	10,793	23	13,742	3,050	13	4,454
Softwood lumber	[illegible]	[illegible]	(x)	(1)	[illegible]	(x)	(1)	1	(x)	(1)	4	(x)	...	...	...
Hardwood lumber (exc. hardwood flooring)	(1)	[illegible]	(x)	(1)	1	(x)	...	...	...	(1)	2	(x)	...	...	...
Hardwood flooring	(1)	[illegible]	(x)	(1)	1	(x)	...	...	...	(1)	3	(x)	...	...	...
Plywood (softwood and hardwood)	(1)	[illegible]	(x)	(1)	2	(x)	(1)	1	(x)	(1)	3	(x)	...	...	...
Other lumber products (inc. millwork)	[illegible]	[illegible]	[illegible]	(1)	[illegible]	(x)	(1)	[illegible]	(x)	(1)	4	(x)	(1)	2	(x)
Hardware	[illegible]	[illegible]	[illegible]	[illegible]	[illegible]	[illegible]	(1)	[illegible]	(x)	220	[illegible]	[illegible]	(1)	2	(x)
Paint, glass, wallpaper	[illegible]	[illegible]	[illegible]	(1)	[illegible]	(x)	(1)	[illegible]	(x)	110	6	[illegible]	(1)	2	(x)
Hay, grain, feed, farm and garden supplies	[illegible]	[illegible]	[illegible]	(1)	[illegible]	(x)	...	...	...	[illegible]	5	1,040	(1)	1	(x)
Farm equipment, implements, machinery	[illegible]	[illegible]	[illegible]	(1)	[illegible]	(x)	...	...	...	(1)	1	(x)	...	...	...
Coal, wood, fuel oil	[illegible]	[illegible]	[illegible]	(1)	[illegible]	[illegible]	...	...	...	[illegible]	[illegible]	8,128	825	[illegible]	3,676
Major household appliances	[illegible]	[illegible]	[illegible]	(1)	[illegible]	(x)	(1)	[illegible]	(x)	(1)	3	(x)	...	...	...
Housewares (inc. electric)	...	...	...	(1)	[illegible]	(x)	...	...	...	(1)	2	(x)	...	...	...
Furniture, other home furnishings	...	...	...	...	...	...	...	...	...	...	...	...	...	...	...
Heating, plumbing, air-conditioning equipment	[illegible]	[illegible]	[illegible]	(1)	1	(x)	(1)	[illegible]	(x)	(1)	3	(x)	...	...	...
Lighting, electrical supplies	[illegible]	[illegible]	[illegible]	(1)	[illegible]	(x)	(1)	[illegible]	(x)	(1)	2	(x)	...	...	...
Other sales	[illegible]	...	[illegible]	[illegible]	...	...	[illegible]	...	...	[illegible]	...	...	579	...	...
Not analyzing merchandise line sales	...	...	[illegible]	...	...	...	...	...	...	...	...	...	695	2	...
Small single unit stores	[illegible]	[illegible]	...	[illegible]	[illegible]	...	[illegible]	[illegible]	...	[illegible]	8	...	371	7	...

Table 22E.—MERCHANDISE LINE SALES OF LARGE STORES AND MULTIUNITS—LUMBER, BUILDING, HARDWARE GROUP—KIND OF BUSINESS, FOR SELECTED STANDARD METROPOLITAN AREAS: 1948—Continued

[See text for explanatory material]

Kind of business and merchandise line	Merchandise line sales (Thousand dollars)	Stores reporting merchandise line: Number	Stores reporting merchandise line: Total sales (Thousand dollars)
ALBANY-SCHENECTADY-TROY, N.Y.			
PAINT, GLASS, WALLPAPER STORES			
Large stores and multiunits—			
Analyzing merchandise line sales, total	1,3[illegible]	1[illegible]	...
Paint, glass, wallpaper	1,2[illegible]	1[illegible]	1,3[illegible]
Hardware	(1)	1	(x)
Major household appliances	...	...	...
Furniture, other home furnishings	...	...	...
Other sales	99	...	...
Not analyzing merchandise line sales	...	...	...
Small single unit stores	1,151	31	...
ATLANTA, GA.			
Large stores and multiunits—			
Analyzing merchandise line sales, total	2,100	21	...
Paint, glass, wallpaper	1,883	21	2,100
Hardware	(1)	2	(x)
Major household appliances	(1)	1	(x)
Furniture, other home furnishings	(1)	1	(x)
Other sales	217	...	...
Not analyzing merchandise line sales	...	...	...
Small single unit stores	312	8	...
BOSTON, MASS.			
Large stores and multiunits—			
Analyzing merchandise line sales, total	5,245	99	...
Paint, glass, wallpaper	4,239	69	5,245
Hardware	501	21	2,545
Major household appliances	(1)	1	(x)
Furniture, other home furnishings	(1)	3	(x)
Other sales	505	...	...
Not analyzing merchandise line sales	274	2	...
Small single unit stores	2,214	90	...
BUFFALO, N.Y.			
Large stores and multiunits—			
Analyzing merchandise line sales, total	1,185	19	...
Paint, glass, wallpaper	1,000	19	1,185
Hardware	(1)	1	(x)
Major household appliances	(1)	1	(x)
Furniture, other home furnishings	(1)	2	(x)
Other sales	185	...	...
Not analyzing merchandise line sales	...	...	...
Small single unit stores	1,610	78	...
CANTON, OHIO			
Large stores and multiunits—			
Analyzing merchandise line sales, total	1,254	10	...
Paint, glass, wallpaper	1,203	10	1,254
Hardware	...	...	...
Major household appliances	...	...	...
Furniture, other home furnishings	...	...	...
Other sales	51	...	...
Not analyzing merchandise line sales	...	...	...
Small single unit stores	515	19	...
CHICAGO, ILL.			
Large stores and multiunits—			
Analyzing merchandise line sales, total	10,396	97	...
Paint, glass, wallpaper	10,028	97	10,496
Hardware	141	11	1,448
Major household appliances	...	...	...
Furniture, other home furnishings	(1)	3	(x)
Other sales	227	...	...
Not analyzing merchandise line sales	...	...	...
Small single unit stores	9,7[illegible]	337	...
CINCINNATI, OHIO			
Large stores and multiunits—			
Analyzing merchandise line sales, total	2,707	35	...
Paint, glass, wallpaper	2,63[illegible]	35	2,707
Hardware	...	...	...
Major household appliances	...	...	...
Furniture, other home furnishings	...	...	...
Other sales	71	...	...
Not analyzing merchandise line sales	...	...	...
Small single unit stores	1,413	49	...
CLEVELAND, OHIO			
Large stores and multiunits—			
Analyzing merchandise line sales, total	4,218	34	...
Paint, glass, wallpaper	1,995	34	4,218
Hardware	(1)	2	(x)
Major household appliances	...	...	...
Furniture, other home furnishings	(1)	1	(x)
Other sales	223	...	...
Not analyzing merchandise line sales	...	...	...
Small single unit stores	1,318	80	...
COLUMBUS, OHIO			
Large stores and multiunits—			
Analyzing merchandise line sales, total	1,556	16	...
Paint, glass, wallpaper	1,529	16	1,556
Hardware	(1)	1	(x)
Major household appliances	...	...	...
Furniture, other home furnishings	...	...	...
Other sales	27	...	...
Not analyzing merchandise line sales	...	...	...
Small single unit stores	188	13	...
DALLAS, TEX.			
Large stores and multiunits—			
Analyzing merchandise line sales, total	2,661	25	...
Paint, glass, wallpaper	2,145	25	2,661
Hardware	...	...	...
Major household appliances	...	...	...
Furniture, other home furnishings	149	5	631
Other sales	367	...	...
Not analyzing merchandise line sales	...	...	...
Small single unit stores	627	17	...
DAYTON, OHIO			
Large stores and multiunits—			
Analyzing merchandise line sales, total	1,975	10	...
Paint, glass, wallpaper	1,677	10	1,975
Hardware	(1)	2	(x)
Major household appliances	...	...	...
Furniture, other home furnishings	(1)	1	(x)
Other sales	295	...	...
Not analyzing merchandise line sales	...	...	...
Small single unit stores	625	17	...
DETROIT, MICH.			
Large stores and multiunits—			
Analyzing merchandise line sales, total	4,944	54	...
Paint, glass, wallpaper	3,990	54	4,944
Hardware	(1)	4	(x)
Major household appliances	(1)	1	(x)
Furniture, other home furnishings	177	6	1,020
Other sales	777	...	...
Not analyzing merchandise line sales	...	...	...
Small single unit stores	4,030	144	...
FORT WORTH, TEX.			
Large stores and multiunits—			
Analyzing merchandise line sales, total	1,626	12	...
Paint, glass, wallpaper	1,466	12	1,626
Hardware	...	...	...
Major household appliances	...	...	...
Furniture, other home furnishings	(1)	2	(x)
Other sales	160	...	...
Not analyzing merchandise line sales	...	...	...
Small single unit stores	438	12	...
HOUSTON, TEX.			
Large stores and multiunits—			
Analyzing merchandise line sales, total	3,550	22	...
Paint, glass, wallpaper	2,972	22	3,550
Hardware	...	...	...
Major household appliances	(1)	1	(x)
Furniture, other home furnishings	125	[illegible]	452
Other sales	453	...	...
Not analyzing merchandise line sales	...	...	...
Small single unit stores	1,085	31	...
KANSAS CITY, MO.			
Large stores and multiunits—			
Analyzing merchandise line sales, total	3,336	30	...
Paint, glass, wallpaper	2,681	30	3,336
Hardware	(1)	1	(x)
Major household appliances	...	...	...
Furniture, other home furnishings	88	11	1,200
Other sales	567	...	...
Not analyzing merchandise line sales	...	...	...
Small single unit stores	639	37	...
LOS ANGELES, CALIF.			
Large stores and multiunits—			
Analyzing merchandise line sales, total	17,623	155	...
Paint, glass, wallpaper	16,345	155	17,693
Hardware	191	9	1,274
Major household appliances	(1)	2	(x)
Furniture, other home furnishings	428	15	3,2[illegible]
Other sales	729	...	...
Not analyzing merchandise line sales	108	1	...
Small single unit stores	11,729	413	...
MEMPHIS, TENN.			
Large stores and multiunits—			
Analyzing merchandise line sales, total	1,064	12	...
Paint, glass, wallpaper	907	12	1,064
Hardware	(1)	3	(x)
Major household appliances	...	...	...
Furniture, other home furnishings	...	...	...
Other sales	157	...	...
Not analyzing merchandise line sales	...	...	...
Small single unit stores	261	9	...
MIAMI, FLA.			
Large stores and multiunits—			
Analyzing merchandise line sales, total	1,742	14	...
Paint, glass, wallpaper	1,640	14	1,742
Hardware	(1)	2	(x)
Major household appliances	...	...	...
Furniture, other home furnishings	...	...	...
Other sales	102	...	...
Not analyzing merchandise line sales	...	...	...
Small single unit stores	1,493	42	...
MILWAUKEE, WIS.			
Large stores and multiunits—			
Analyzing merchandise line sales, total	3,177	39	...
Paint, glass, wallpaper	2,087	39	3,177
Hardware	763	31	2,426
Major household appliances	...	...	...
Furniture, other home furnishings	304	30	2,284
Other sales	23	...	...
Not analyzing merchandise line sales	...	...	...
Small single unit stores	714	31	...
MINNEAPOLIS-ST. PAUL, MINN.			
Large stores and multiunits—			
Analyzing merchandise line sales, total	2,014	18	...
Paint, glass, wallpaper	1,600	18	2,014
Hardware	...	...	...
Major household appliances	...	...	...
Furniture, other home furnishings	114	6	885
Other sales	300	...	...
Not analyzing merchandise line sales	...	...	...
Small single unit stores	533	23	...
NEW YORK-NORTHEASTERN NEW JERSEY			
Large stores and multiunits—			
Analyzing merchandise line sales, total	24,933	202	...
Paint, glass, wallpaper	23,300	202	24,933
Hardware	561	13	2,119
Major household appliances	(1)	2	(x)
Furniture, other home furnishings	(1)	3	(x)
Other sales	1,072	...	...
Not analyzing merchandise line sales	...	...	...
Small single unit stores	26,743	944	...
OKLAHOMA CITY, OKLA.			
Large stores and multiunits—			
Analyzing merchandise line sales, total	1,655	12	...
Paint, glass, wallpaper	1,251	12	1,655
Hardware	(1)	1	(x)
Major household appliances	(1)	1	(x)
Furniture, other home furnishings	126	5	946
Other sales	278	...	...
Not analyzing merchandise line sales	...	...	...
Small single unit stores	729	17	...
PHILADELPHIA, PA.			
Large stores and multiunits—			
Analyzing merchandise line sales, total	9,747	70	...
Paint, glass, wallpaper	9,621	70	9,747
Hardware	...	...	...
Major household appliances	...	...	...
Furniture, other home furnishings	...	...	...
Other sales	126	...	...
Not analyzing merchandise line sales	...	...	...
Small single unit stores	3,103	153	...
PITTSBURGH, PA.			
Large stores and multiunits—			
Analyzing merchandise line sales, total	3,635	46	...
Paint, glass, wallpaper	3,454	46	3,635
Hardware	(1)	1	(x)
Major household appliances	(1)	1	(x)
Furniture, other home furnishings	20	5	212
Other sales	161	...	...
Not analyzing merchandise line sales	...	...	...
Small single unit stores	3,137	142	...
PORTLAND, OREG.			
Large stores and multiunits—			
Analyzing merchandise line sales, total	1,318	11	...
Paint, glass, wallpaper	1,283	11	1,318
Hardware	...	...	...
Major household appliances	...	...	...
Furniture, other home furnishings	...	...	...
Other sales	35	...	...
Not analyzing merchandise line sales	...	...	...
Small single unit stores	647	31	...
ST. LOUIS, MO.			
Large stores and multiunits—			
Analyzing merchandise line sales, total	4,426	53	...
Paint, glass, wallpaper	3,904	53	4,426
Hardware	(1)	4	(x)
Major household appliances	(1)	1	(x)
Furniture, other home furnishings	97	9	788
Other sales	423	...	...
Not analyzing merchandise line sales	...	...	...
Small single unit stores	1,663	71	...
SAN DIEGO, CALIF.			
Large stores and multiunits—			
Analyzing merchandise line sales, total	3,305	15	...
Paint, glass, wallpaper	3,238	15	3,305
Hardware	...	...	...
Major household appliances	...	...	...
Furniture, other home furnishings	(1)	1	(x)
Other sales	67	...	...
Not analyzing merchandise line sales	...	...	...
Small single unit stores	830	37	...
SAN FRANCISCO-OAKLAND, CALIF.			
Large stores and multiunits—			
Analyzing merchandise line sales, total	4,735	58	...
Paint, glass, wallpaper	4,234	58	4,735
Hardware	(1)	3	(x)
Major household appliances	...	...	...
Furniture, other home furnishings	(1)	1	(x)
Other sales	501	...	...
Not analyzing merchandise line sales	...	...	...
Small single unit stores	3,169	110	...
SEATTLE, WASH.			
Large stores and multiunits—			
Analyzing merchandise line sales, total	1,249	14	...
Paint, glass, wallpaper	1,116	14	1,249
Hardware	...	...	...
Major household appliances	...	...	...
Furniture, other home furnishings	...	...	...
Other sales	133	...	...
Not analyzing merchandise line sales	...	...	...
Small single unit stores	695	36	...
WASHINGTON, D.C.			
Large stores and multiunits—			
Analyzing merchandise line sales, total	3,302	18	...
Paint, glass, wallpaper	2,702	18	3,302
Hardware	(1)	4	(x)
Major household appliances	(1)	2	(x)
Furniture, other home furnishings	(1)	1	(x)
Other sales	600	...	...
Not analyzing merchandise line sales	...	...	...
Small single unit stores	470	17	...

See footnotes at end of table.

Table 22E.—MERCHANDISE LINE SALES OF LARGE STORES AND MULTIUNITS—LUMBER, BUILDING, HARDWARE GROUP—KIND OF BUSINESS, FOR SELECTED STANDARD METROPOLITAN AREAS: 1948—Continued

[See text for explanatory material]

Kind of business and merchandise line	Merchandise line sales (Thousand dollars)	Stores reporting merchandise line: Number	Stores reporting merchandise line: Total sales (Thousand dollars)	Merchandise line sales (Thousand dollars)	Stores reporting merchandise line: Number	Stores reporting merchandise line: Total sales (Thousand dollars)	Merchandise line sales (Thousand dollars)	Stores reporting merchandise line: Number	Stores reporting merchandise line: Total sales (Thousand dollars)	Merchandise line sales (Thousand dollars)	Stores reporting merchandise line: Number	Stores reporting merchandise line: Total sales (Thousand dollars)	Merchandise line sales (Thousand dollars)	Stores reporting merchandise line: Number	Stores reporting merchandise line: Total sales (Thousand dollars)
	[illegible], N.Y.A. [illegible], OHIO			WILKES-BARRE-HAZLETON, PA.			WORCESTER, MASS.								
PAINT, GLASS, WALLPAPER STORES															
Large stores and multiunits															
Analyzing merchandise line sales, total	[illegible]	[illegible]	...	1,364	11	...	1,402	11	...						
Paint, glass, wallpaper	[illegible]	[illegible]	[illegible]	898	11	1,029	1,363	11	[illegible]						
Hardware	...	...	...	...	...	...	...	...	...						
Major household appliances	...	...	...	(1)	2	(x)	...	...	...						
Furniture, other home furnishings	(1)	1	(x)	(1)	2	(x)	...	...	...						
Other sales	-	...	...	131	...	...	39	...	...						
Not analyzing merchandise line sales	36	1	...	...	...	...	...	...	...						
Small single unit stores	302	18	...	741	33	...	627	24	...						

[illegible] [illegible] [illegible].

Table 22E.—MERCHANDISE LINE SALES OF LARGE STORES AND MULTIUNITS—LUMBER, BUILDING, HARDWARE GROUP—KIND OF BUSINESS, FOR SELECTED STANDARD METROPOLITAN AREAS: 1948—Continued

[See text for explanatory material]

Kind of business and merchandise line	Merchandise line sales (Thousand dollars)	Stores reporting merchandise line: Number	Stores reporting merchandise line: Total sales (Thousand dollars)	Merchandise line sales (Thousand dollars)	Stores reporting merchandise line: Number	Stores reporting merchandise line: Total sales (Thousand dollars)	Merchandise line sales (Thousand dollars)	Stores reporting merchandise line: Number	Stores reporting merchandise line: Total sales (Thousand dollars)	Merchandise line sales (Thousand dollars)	Stores reporting merchandise line: Number	Stores reporting merchandise line: Total sales (Thousand dollars)	Merchandise line sales (Thousand dollars)	Stores reporting merchandise line: Number	Stores reporting merchandise line: Total sales (Thousand dollars)
	AKRON, OHIO			ALBANY-SCHENECTADY-TROY, N.Y.			BOSTON, MASS.			BUFFALO, N.Y.			CANTON, OHIO		
HEATING AND PLUMBING EQUIPMENT DEALERS															
Large stores and multiunits—															
Analyzing merchandise line sales, total	2,454	16	...	2,285	11	...	3,609	19	...	3,827	15	...	745	10	...
Heating, plumbing, air conditioning equipment	2,454	16	2,454	1,697	11	2,285	2,022	14	2,604	3,233	15	3,827	610	10	745
Building materials (exc. lumber products)	...	...	...	(1)	1	(x)	...	...	...	...	...	...	...	...	...
Hardware	(1)	1	(x)	(1)	2	(x)	...	...	...	(1)	2	(x)	(1)	2	(x)
Paint, glass, wallpaper	(1)	1	(x)	...	...	...	(1)	1	(x)	(1)	2	(x)	...	...	...
Major household appliances	(1)	4	(x)	...	...	...	191	5	896	(1)	1	(x)	...	...	...
Housewares (inc. electric)	(1)	2	(x)	...	...	...	(1)	1	(x)	...	...	...	...	...	...
Lighting, electrical supplies	(1)	2	(x)	(1)	1	(x)	(1)	-	(x)	(1)	2	(x)	(1)	1	(x)
Other sales	447	...	...	588	...	...	396	...	...	594	...	...	135	...	...
Not analyzing merchandise line sales	...	...	...	...	...	...	21	-	...	...	...	...	...	...	...
Small single unit stores	591	14	...	623	15	...	1,395	31	...	1,500	40	...	659	15	...
	CHICAGO, ILL.			CLEVELAND, OHIO			COLUMBUS, OHIO			DENVER, COLO.			DETROIT, MICH.		
Large stores and multiunits—															
Analyzing merchandise line sales, total	16,429	74	...	4,060	18	...	2,823	34	...	4,066	13	...	10,934	51	...
Heating, plumbing, air conditioning equipment	14,433	74	16,429	3,431	18	4,060	2,611	14	2,823	3,166	13	4,066	9,226	51	10,934
Building materials (exc. lumber products)	1,996	4	2,458	...	...	...	(1)	-	(x)	...	...	...	...	...	...
Hardware	267	5	1,727	(1)	2	(x)	(1)	1	(x)	(1)	1	(x)	226	6	1,082
Paint, glass, wallpaper	1,731	2	2,231	...	...	...	...	...	...	(1)	1	(x)	(1)	3	(x)
Major household appliances	1,263	3	2,787	(1)	1	(x)	...	...	...	(1)	1	(x)	(1)	3	(x)
Housewares (inc. electric)	1,000	4	(x)	(1)	1	(x)	...	...	...	(1)	1	(x)	(1)	3	(x)
Lighting, electrical supplies	62	3	1,474	(1)	2	(x)	(1)	2	(x)	...	...	...	(1)	1	(x)
Other sales	1,137	...	...	629	...	...	417	...	...	900	...	...	1,482	...	...
Not analyzing merchandise line sales	...	...	...	...	...	...	...	...	...	...	...	...	295	2	...
Small single unit stores	4,453	81	...	984	21	...	748	17	...	1,318	31	...	3,519	86	...
	FLINT, MICH.			GRAND RAPIDS, MICH.			KANSAS CITY, MO.			LOS ANGELES, CALIF.			MILWAUKEE, WIS.		
Large stores and multiunits—															
Analyzing merchandise line sales, total	4,234	6	...	2,161	10	...	4,413	20	...	7,454	65	...	4,459	18	...
Heating, plumbing, air conditioning equipment	3,845	6	4,234	1,823	10	2,161	3,302	20	4,413	6,229	65	7,454	3,884	18	4,459
Building materials (exc. lumber products)	...	...	...	...	...	...	...	...	...	(1)	2	(x)	...	...	...
Hardware	...	...	...	...	...	...	(1)	1	(x)	638	7	2,160	(1)	3	(x)
Paint, glass, wallpaper	...	...	...	...	...	...	...	...	...	1,167	7	2,334	(1)	2	(x)
Major household appliances	...	...	...	...	...	(x)	(1)	1	(x)	952	9	2,779	(1)	3	(x)
Housewares (inc. electric)	...	...	...	...	...	...	(1)	1	(x)	(1)	2	(x)	(1)	2	(x)
Lighting, electrical supplies	...	...	...	...	...	...	(1)	1	(x)	342	6	1,013	(1)	2	(x)
Other sales	389	...	...	338	...	...	1,108	...	...	4,454	...	...	575	...	...
Not analyzing merchandise line sales	...	...	...	...	...	...	...	...	...	...	...	...	...	...	...
Small single unit stores	1,[illegible]	[illegible]	...	796	25	...	1,541	44	...	4,[illegible]	129	...	1,060	24	...

Table 22E.—MERCHANDISE LINE SALES OF LARGE STORES AND MULTIUNITS—LUMBER, BUILDING, HARDWARE GROUP—KIND OF BUSINESS, FOR SELECTED STANDARD METROPOLITAN AREAS: 1948—Continued

[See text for explanatory material]

Kind of business and merchandise line	MINNEAPOLIS-ST. PAUL, MINN. Merchandise line sales (Thousand dollars)	Stores reporting merchandise line: Number	Stores reporting merchandise line: Total sales (Thousand dollars)	NEW YORK-NORTHEASTERN NEW JERSEY Merchandise line sales (Thousand dollars)	Number	Total sales (Thousand dollars)	OMAHA, NEBR. Merchandise line sales (Thousand dollars)	Number	Total sales (Thousand dollars)	PHILADELPHIA, PA. Merchandise line sales (Thousand dollars)	Number	Total sales (Thousand dollars)	PITTSBURGH, PA. Merchandise line sales (Thousand dollars)	Number	Total sales (Thousand dollars)
HEATING AND PLUMBING EQUIPMENT DEALERS															
Large stores and multiunits—															
Analyzing merchandise line sales, total	[illegible]	21	...	14,123	75	...	[illegible]984	1[illegible]	...	[illegible]	38	...	8,363	44	...
Heating, plumbing, air conditioning equipment	3,[illegible]	21	[illegible]	11,[illegible]	75	14,123	1,918	11	1,[illegible]	[illegible],727	38	[illegible]	7,456	44	8,363
Building materials (exc. lumber products)	...	...	...	(1)	[illegible]	(x)	...	...	...	(1)	1	(x)	(1)	2	(x)
Hardware	(1)	[illegible]	(x)	[illegible]	5	1,193	...	...	...	...	...	...	182	5	83[illegible]
Paint, glass, wallpaper	(1)	1	(x)	(1)	3	(x)	...	...	...	...	...	...	(1)	4	(x)
Major household appliances	(1)	[illegible]	(x)	2[illegible]	11	2,207	...	...	...	341	10	2,022	264	9	1,[illegible]
Housewares (inc. electric)	(1)	2	(x)	88	[illegible]	[illegible],227	...	...	...	(1)	3	(x)	34	5	859
Lighting, electrical supplies	(1)	1	(x)	(1)	4	(x)	...	...	...	...	...	...	(1)	4	(x)
Other sales	[illegible]	...	...	2,1[illegible]	...	...	[illegible]	...	...	[illegible]	...	...	427	...	...
Not analyzing merchandise line sales	...	...	...	[illegible]	2	...	...	...	...	248	2	...	215	1	...
Small single unit stores	905	25	...	[illegible]	178	...	640	14	...	2,930	79	...	2,232	59	...

Kind of business and merchandise line	PORTLAND, OREG. Merchandise line sales (Thousand dollars)	Number	Total sales (Thousand dollars)	SACRAMENTO, CALIF. Merchandise line sales (Thousand dollars)	Number	Total sales (Thousand dollars)	ST. LOUIS, MO. Merchandise line sales (Thousand dollars)	Number	Total sales (Thousand dollars)	SAN FRANCISCO-OAKLAND, CALIF. Merchandise line sales (Thousand dollars)	Number	Total sales (Thousand dollars)	SOUTH BEND, IND. Merchandise line sales (Thousand dollars)	Number	Total sales (Thousand dollars)
Large stores and multiunits—															
Analyzing merchandise line sales, total	5,268	1[illegible]	...	[illegible]	10	...	2,245	14	...	4,823	15	...	2,569	14	...
Heating, plumbing, air-conditioning equipment	[illegible],474	1[illegible]	[illegible],268	[illegible]	10	748	[illegible],680	14	[illegible],245	4,309	15	4,823	2,380	14	2,569
Building materials (exc. lumber products)	...	...	...	...	...	...	...	...	...	(1)	1	(x)	...	...	...
Hardware	(1)	2	(x)	(1)	1	(x)	(1)	1	(x)	(1)	2	(x)	(1)	2	(x)
Paint, glass, wallpaper	(1)	[illegible]	(x)	...	...	...	...	...	...	(1)	1	(x)	(1)	2	(x)
Major household appliances	(1)	[illegible]	(x)	...	...	...	(1)	1	(x)	(1)	1	(x)	...	...	...
Housewares (inc. electric)	(1)	2	(x)	...	...	...	...	...	...	...	...	...	...	...	...
Lighting, electrical supplies	(1)	1	(x)	(1)	1	(x)	...	...	...	...	...	...	(1)	[illegible]	(x)
Other sales	[illegible]	...	...	101	...	...	565	...	...	514	...	...	189	...	...
Not analyzing merchandise line sales	155	[illegible]	...	...	...	...	...	...	...	...	...	...	...	...	...
Small single unit stores	9[illegible]8	25	...	4[illegible]	12	...	1,898	38	...	658	26	...	480	16	...

Kind of business and merchandise line	TOLEDO, OHIO Merchandise line sales (Thousand dollars)	Number	Total sales (Thousand dollars)	WICHITA, KANS. Merchandise line sales (Thousand dollars)	Number	Total sales (Thousand dollars)
Large stores and multiunits						
Analyzing merchandise line sales, total	2,235	10	...	2,750	10	...
Heating, plumbing, air-conditioning equipment	2,109	[illegible]	2,235	2,[illegible]25	1[illegible]	2,750
Building materials (exc. lumber products)	...	...	...	...	...	...
Hardware	...	...	...	...	...	...
Paint, glass, wallpaper	...	...	...	...	...	...
Major household appliances	...	...	...	(1)	1	(x)
Housewares (inc. electric)	...	...	...	...	...	...
Lighting, electrical supplies	...	...	...	(1)	1	(x)
Other sales	12[illegible]	...	...	22[illegible]	...	...
Not analyzing merchandise line sales	...	...	...	...	...	...
Small single unit stores	933	14	...	8[illegible]5	21	...

See footnotes at end of table.

Table 22E.—MERCHANDISE LINE SALES OF LARGE STORES AND MULTIUNITS—LUMBER, BUILDING, HARDWARE GROUP—KIND OF BUSINESS, FOR SELECTED STANDARD METROPOLITAN AREAS: 1948—Continued

[See text for explanatory material]

Kind of business and merchandise line	ALBANY-SCHENECTADY-TROY, N.Y. Merchandise line sales (Thousand dollars)	Stores reporting merchandise line: Number	Stores reporting merchandise line: Total sales (Thousand dollars)	ATLANTA, GA. Merchandise line sales (Thousand dollars)	Number	Total sales (Thousand dollars)	BIRMINGHAM, ALA. Merchandise line sales (Thousand dollars)	Number	Total sales (Thousand dollars)	BOSTON, MASS. Merchandise line sales (Thousand dollars)	Number	Total sales (Thousand dollars)	BUFFALO, N.Y. Merchandise line sales (Thousand dollars)	Number	Total sales (Thousand dollars)
HARDWARE STORES															
Large stores and multiunits—															
Analyzing merchandise line sales, total	3,471	16	...	6,2[illegible]	32	...	2,414	21	...	14,937	95	...	11,172	35	...
Hardware	1,266	16	3,471	[illegible],120	32	6,2[illegible]	[illegible],236	21	2,414	[illegible],359	95	14,937	4,197	35	11,172
Paint, glass, wallpaper	344	13	3,269	[illegible]	27	5,712	421	19	2,23[illegible]	1,[illegible]	72	11,266	720	22	8,327
Hay, grain, feed, farm and garden supplies	(1)	3	(x)	(1)	4	(x)	143	10	1,[illegible]	161	13	2,037	(1)	3	(x)
Farm equipment, implements, machinery	(1)	1	(x)	134	5	[illegible]	5[illegible]	[illegible]	1,[illegible]34	[illegible]	7	635	(1)	4	(x)
Coal, wood, fuel oil	(1)	1	(x)	(1)	1	(x)	...	...	...	...	...	...	(1)	1	(x)
Major household appliances	(1)	3	(x)	[illegible]	13	4,6[illegible]	56	[illegible]	[illegible]44	1,0[illegible]	27	5,897	1,860	23	[illegible],311
Housewares (inc. electric)	238	14	3,[illegible]	475	27	5,921	135	1[illegible]	1,775	781	55	[illegible],880	489	24	7,734
Furniture, other home furnishings	(1)	1	(x)	(1)	2	(x)	(1)	4	(x)	140	10	1,734	762	7	4,72[illegible]
Heating, plumbing, air-conditioning equipment	350	[illegible]	[illegible],368	[illegible]	1[illegible]	2,9[illegible]	64	6	736	683	25	5,592	1,262	15	6,437
Lighting, electrical supplies	63	7	[illegible],366	[illegible]	21	4,741	39	[illegible]	965	22[illegible]	[illegible]	6,499	204	15	4,36[illegible]
Softwood lumber	...	...	...	(1)	1	(x)	(1)	1	(x)	...	...	...	...	...	...
Hardwood lumber (exc. hardwood flooring)	...	...	...	...	...	...	...	...	...	...	...	...	...	...	...
Hardwood flooring	...	...	...	...	...	...	...	...	...	...	...	...	...	...	...
Plywood (softwood and hardwood)	(1)	1	(x)	(1)	1	(x)	(1)	2	(x)	...	...	...	...	...	...
Other lumber products (inc. millwork)	...	...	...	(1)	1	(x)	(1)	2	(x)	...	...	...	...	...	...
Building materials (exc. lumber products)	(1)	3	(x)	(1)	3	(x)	155	6	752	[illegible]	16	4,842	381	5	4,54[illegible]
Other sales	1,210	...	...	1,0[illegible]	...	...	107	...	...	1,324	...	...	1,[illegible]	...	...
Not analyzing merchandise line sales	...	...	...	...	...	...	...	...	...	342	[illegible]	...	2[illegible]	[illegible]	...
Small single unit stores	2,097	[illegible]	...	[illegible],136	[illegible]	...	2,773	81	...	[illegible]	35[illegible]	...	6,093	20[illegible]	...

See footnotes at end of table.

Table 22E.—MERCHANDISE LINE SALES OF LARGE STORES AND MULTIUNITS—LUMBER, BUILDING, HARDWARE GROUP—KIND OF BUSINESS, FOR SELECTED STANDARD METROPOLITAN AREAS: 1948—Continued

[See text for explanatory material]

Columns for each area: Merchandise line sales (Thousand dollars); Stores reporting merchandise line: Number; Total sales (Thousand dollars).

HARDWARE STORES

Kind of business and merchandise line	CANTON, OHIO Merchandise line sales	Number	Total sales	CHATTANOOGA, TENN. Merchandise line sales	Number	Total sales	CHICAGO, ILL. Merchandise line sales	Number	Total sales	CINCINNATI, OHIO Merchandise line sales	Number	Total sales	CLEVELAND, OHIO Merchandise line sales	Number	Total sales
Large stores and multiunits															
Analyzing merchandise line sales, total	[illegible]	16	...	[illegible]	[illegible]	...	[illegible]	147	...	5,646	38	...	8,788	49	...
Hardware	1,[illegible]	16	[illegible]	1,[illegible]	[illegible]	[illegible]	1[illegible],245	147	[illegible]	[illegible],441	38	5,646	3,869	49	8,788
Paint, glass, wallpaper	[illegible]	11	3,758	317	[illegible]	[illegible]	[illegible]	114	[illegible],152	500	26	3,948	1,042	41	7,681
Hay, grain, feed, farm and garden supplies	93	5	1,[illegible]	[illegible]	[illegible]	[illegible]	329	21	[illegible],903	98	6	674	53	8	1,489
Farm equipment, implements, machinery	(1)	4	(x)	[illegible]	[illegible]	1,[illegible]	[illegible]	12	3,[illegible]	(1)	4	(x)	...	...	...
Coal, wood, fuel oil	...	...	...	...	...	...	(1)	4	(x)	...	...	...	...	...	...
Major household appliances	[illegible]	[illegible]	3,[illegible]	[illegible]	[illegible]	[illegible]	4,2[illegible]	67	24,[illegible]	500	15	2,055	1,317	21	5,323
Housewares (inc. electric)	[illegible]	11	3,[illegible]	[illegible]	4	[illegible]	[illegible]	97	2[illegible]	[illegible]	[illegible]	[illegible]	653	37	7,466
Furniture, other home furnishings	[illegible]	[illegible]	[illegible]	(1)	[illegible]	[illegible]	[illegible]	16	[illegible],231	(1)	1	(x)	(1)	4	(x)
Heating, plumbing, air conditioning equipment	340	[illegible]	3,[illegible]	[illegible]	5	[illegible]	[illegible],631	71	24,[illegible]	(1)	4	(x)	399	19	4,136
Lighting, electrical supplies	[illegible]	[illegible]	3,[illegible]	[illegible]	5	[illegible]	1,419	77	25,[illegible]	188	13	1,990	205	25	3,816
Softwood lumber	...	...	...	(1)	1	(x)	(1)	2	(x)	...	...	...	...	...	...
Hardwood lumber (exc. hardwood flooring)	...	...	...	...	...	...	...	...	...	...	...	...	...	...	...
Hardwood flooring	...	...	...	(1)	[illegible]	(x)	(1)	2	(x)	...	...	...	...	...	...
Plywood (softwood and hardwood)	...	...	...	...	...	...	(1)	1	(x)	...	...	...	...	...	...
Other lumber products (inc. millwork)	...	...	...	...	...	...	(1)	3	(x)	(1)	1	(x)	...	...	...
Building materials (exc. lumber products)	[illegible]	8	3,[illegible]	(1)	2	(x)	1,011	31	15,394	(1)	2	(x)	294	11	3,554
Other sales	[illegible]	...	...	[illegible]	...	...	4,270	...	...	718	...	...	956	...	...
Not analyzing merchandise line sales	[illegible]	1	...	...	...	...	740	4	...	...	...	...	...	...	...
Small single unit stores	[illegible],542	36	...	1,[illegible]	36	...	28,063	939	...	4,386	121	...	10,023	328	...

Kind of business and merchandise line	COLUMBUS, OHIO Merchandise line sales	Number	Total sales	DALLAS, TEX. Merchandise line sales	Number	Total sales	DAYTON, OHIO Merchandise line sales	Number	Total sales	DES MOINES, IOWA Merchandise line sales	Number	Total sales	DETROIT, MICH. Merchandise line sales	Number	Total sales
Large stores and multiunits—															
Analyzing merchandise line sales, total	5,463	33	...	2,015	21	...	2,354	17	...	2,211	15	...	17,341	101	...
Hardware	[illegible],256	33	5,463	1,200	21	2,015	1,470	17	2,354	1,093	15	2,211	8,952	101	17,341
Paint, glass, wallpaper	396	24	3,994	183	11	1,129	251	14	1,896	248	11	1,478	1,918	72	13,084
Hay, grain, feed, farm and garden supplies	27	5	623	...	...	...	(1)	3	(x)	(1)	3	(x)	80	14	2,056
Farm equipment, implements, machinery	332	1[illegible]	2,611	(1)	1	(x)	(1)	3	(x)	(1)	1	(x)	(1)	4	(x)
Coal, wood, fuel oil	...	...	...	...	...	...	...	...	...	...	...	...	(1)	4	(x)
Major household appliances	[illegible]3	15	3,[illegible]	(1)	2	(x)	167	8	1,291	81	7	717	1,215	24	6,052
Housewares (inc. electric)	[illegible]	[illegible]	2,[illegible]	1[illegible]	6	670	111	12	1,522	98	10	1,266	1,401	65	12,118
Furniture, other home furnishings	154	12	2,493	53	5	529	(1)	2	(x)	(1)	3	(x)	350	23	3,982
Heating, plumbing, air-conditioning equipment	52[illegible]	15	3,[illegible]	[illegible]	5	509	(1)	2	(x)	82	5	738	669	30	5,570
Lighting, electrical supplies	[illegible]3	[illegible]	1,[illegible]	37	6	703	53	6	830	37	8	823	435	46	7,987
Softwood lumber	...	...	...	(1)	1	(x)	...	...	...	...	...	...	(1)	1	(x)
Hardwood lumber (exc. hardwood flooring)	...	...	...	...	...	...	...	...	...	...	...	...	(1)	1	(x)
Hardwood flooring	...	...	...	(1)	1	(x)	...	...	...	(1)	1	(x)	(1)	1	(x)
Plywood (softwood and hardwood)	...	...	...	...	...	...	...	...	...	...	...	...	(1)	2	(x)
Other lumber products (inc. millwork)	...	...	...	(1)	2	(x)	...	...	...	(1)	1	(x)	(1)	3	(x)
Building materials (exc. lumber products)	1[illegible]	11	2,[illegible]	(1)	4	(x)	(1)	2	(x)	(1)	3	(x)	475	18	3,746
Other sales	5[illegible]	...	...	[illegible]	...	...	302	...	...	572	...	...	1,846	...	...
Not analyzing merchandise line sales	...	...	...	...	...	...	...	...	...	...	...	...	563	8	...
Small single unit stores	[illegible]	51	...	1,55[illegible]	52	...	2,291	54	...	1,340	37	...	19,577	580	...

Kind of business and merchandise line	DULUTH, MINN.-SUPERIOR, WIS. Merchandise line sales	Number	Total sales	FRESNO, CALIF. Merchandise line sales	Number	Total sales	HARRISBURG, PA. Merchandise line sales	Number	Total sales	HARTFORD, CONN. Merchandise line sales	Number	Total sales	HOUSTON, TEX. Merchandise line sales	Number	Total sales
Large stores and multiunits—															
Analyzing merchandise line sales, total	[illegible],400	16	...	[illegible],420	19	...	4,614	14	...	4,430	27	...	2,484	18	...
Hardware	[illegible]	16	[illegible],400	[illegible],352	19	5,420	1,663	14	4,614	1,870	27	4,430	1,652	18	2,484
Paint, glass, wallpaper	166	12	[illegible]	2[illegible]	12	4,916	779	13	4,419	453	18	3,148	82	6	908
Hay, grain, feed, farm and garden supplies	[illegible]	[illegible]	[illegible]	(1)	3	(x)	114	5	1,1[illegible]	105	10	890	(1)	3	(x)
Farm equipment, implements, machinery	[illegible]	7	[illegible]	(1)	2	(x)	...	...	...	99	5	590	(1)	1	(x)
Coal, wood, fuel oil	...	...	...	...	...	...	...	...	...	...	...	...	...	...	...
Major household appliances	[illegible]	13	[illegible],156	[illegible]	11	4,80[illegible]	470	8	3,768	422	[illegible]	2,133	(1)	4	(x)
Housewares (inc. electric)	115	11	1,81[illegible]	30[illegible]	10	4,532	185	12	3,[illegible]16	141	12	2,801	(1)	2	(x)
Furniture, other home furnishings	1[illegible]	9	1,1[illegible]	515	5	[illegible],753	(1)	1	(x)	213	[illegible]	1,[illegible]43	...	...	...
Heating, plumbing, air-conditioning equipment	1[illegible]	10	1,567	395	6	2,978	331	5	1,960	307	12	2,622	(1)	3	(x)
Lighting, electrical supplies	[illegible]	11	1,[illegible]	71	5	[illegible],812	168	7	1,54[illegible]	68	12	[illegible],661	91	5	680
Softwood lumber	...	...	...	...	...	...	...	...	...	...	...	...	(1)	2	(x)
Hardwood lumber (exc. hardwood flooring)	...	...	...	...	...	...	...	...	...	...	...	...	(1)	1	(x)
Hardwood flooring	...	...	...	...	...	...	...	...	...	...	...	...	(1)	1	(x)
Plywood (softwood and hardwood)	...	...	...	...	...	...	...	...	...	...	...	...	(1)	2	(x)
Other lumber products (inc. millwork)	...	...	...	...	...	...	(1)	1	(x)	...	...	...	(1)	2	(x)
Building materials (exc. lumber products)	3[illegible]	6	671	(1)	3	(x)	(1)	3	(x)	(1)	2	(x)	(1)	4	(x)
Other sales	441	...	...	8[illegible]	...	...	904	...	...	752	...	...	659	...	...
Not analyzing merchandise line sales	...	...	...	...	...	...	...	...	...	...	...	...	342	3	...
Small single unit stores	1,[illegible]	5[illegible]	...	1,[illegible]3	30	...	744	21	...	1,4[illegible]	44	...	3,216	85	...

Kind of business and merchandise line	INDIANAPOLIS, IND. Merchandise line sales	Number	Total sales	JACKSONVILLE, FLA. Merchandise line sales	Number	Total sales	JOHNSTOWN, PA. Merchandise line sales	Number	Total sales	KNOXVILLE, TENN. Merchandise line sales	Number	Total sales	LANCASTER, PA. Merchandise line sales	Number	Total sales
Large stores and multiunits—															
Analyzing merchandise line sales, total	3,[illegible]	[illegible]	...	[illegible]	15	...	2,[illegible]1	15	...	1,904	15	...	2,147	11	...
Hardware	1,[illegible]	[illegible]	[illegible]	[illegible]	15	[illegible],550	[illegible]	15	[illegible]1	1,217	15	1,904	801	11	2,147
Paint, glass, wallpaper	3[illegible]	[illegible]	[illegible]	[illegible]	1[illegible]	[illegible],355	259	[illegible]	1,[illegible]	[illegible]	8	1,[illegible]	89	7	1,360
Hay, grain, feed, farm and garden supplies	[illegible]	[illegible]	[illegible]	...	...	...	...	...	...	147	7	1,[illegible]33	(1)	3	(x)
Farm equipment, implements, machinery	...	...	...	...	...	...	(1)	[illegible]	(x)	(1)	1	(x)	230	5	1,169
Coal, wood, fuel oil	...	...	...	...	...	...	(1)	1	(x)	...	...	...	(1)	1	(x)
Major household appliances	[illegible]	[illegible]	[illegible]	[illegible]	[illegible]	[illegible]	241	13	[illegible]	178	6	1,2[illegible]	284	8	1,549
Housewares (inc. electric)	[illegible]	[illegible]	[illegible]	[illegible]	[illegible]	[illegible]	144	12	[illegible]	4[illegible]	6	1,268	93	8	1,497
Furniture, other home furnishings	(1)	[illegible]	[illegible]	...	...	...	212	8	1,[illegible]	(1)	[illegible]	(x)	(1)	3	(x)
Heating, plumbing, air-conditioning equipment	[illegible]	[illegible]	[illegible]	...	...	...	[illegible]	[illegible]	1,1[illegible]	(1)	3	(x)	(1)	3	(x)
Lighting, electrical supplies	[illegible]	1	[illegible]	[illegible]	[illegible]	[illegible]	[illegible]	[illegible]	[illegible]	(1)	4	(x)	46	6	1,305
Softwood lumber	[illegible]	[illegible]	[illegible]	...	...	...	...	...	...	...	...	...	(1)	1	(x)
Hardwood lumber (exc. hardwood flooring)	[illegible]	[illegible]	[illegible]	...	...	...	...	...	...	...	...	...	...	...	...
Hardwood flooring	[illegible]	[illegible]	[illegible]	...	...	...	...	...	...	...	...	...	(1)	1	(x)
Plywood (softwood and hardwood)	...	...	...	...	...	...	...	...	...	...	...	...	(1)	1	(x)
Other lumber products (inc. millwork)	[illegible]	1	[illegible]	...	...	...	(1)	1	(x)	(1)	1	(x)	...	...	...
Building materials (exc. lumber products)	[illegible]	[illegible]	[illegible]	[illegible]	[illegible]	[illegible]	(1)	[illegible]	(x)	(1)	4	(x)	87	6	1,253
Other sales	[illegible]	...	...	[illegible]	...	...	[illegible]	...	...	[illegible]	...	...	517	...	...
Not analyzing merchandise line sales	...	...	...	...	...	...	11[illegible]	1	...	410	3	...	100	1	...
Small single unit stores	[illegible]	[illegible]	...	[illegible]	[illegible]	...	[illegible]	43	...	1,61[illegible]	39	...	1,022	23	...

Table 22E.—MERCHANDISE LINE SALES OF LARGE STORES AND MULTIUNITS—LUMBER, BUILDING, HARDWARE GROUP—KIND OF BUSINESS, FOR SELECTED STANDARD METROPOLITAN AREAS: 1948—Continued

[See text for explanatory material]

Each city has three columns: merchandise line sales (thousand dollars), then, for stores reporting the merchandise line, their number and their total sales (thousand dollars).

HARDWARE STORES

Kind of business and merchandise line	LOS ANGELES, CALIF. Merchandise line sales	Number	Total sales	LOUISVILLE, KY. Merchandise line sales	Number	Total sales	MEMPHIS, TENN. Merchandise line sales	Number	Total sales	MIAMI, FLA. Merchandise line sales	Number	Total sales	MILWAUKEE, WIS. Merchandise line sales	Number	Total sales
Large stores and multiunits—															
Analyzing merchandise line sales, total	32,417	187	...	4,586	30	...	2,671	18	...	5,232	28	...	3,267	16	...
Hardware	18,379	187	32,417	2,150	30	4,586	1,377	18	2,671	4,352	28	5,232	1,256	16	3,267
Paint, glass, wallpaper	2,435	115	22,294	239	14	2,790	221	10	1,600	356	11	[illegible]	268	11	2,509
Hay, grain, feed, farm and garden supplies	611	29	3,444	(1)	3	(x)	(1)	3	(x)	(1)	1	(x)	167	5	1,421
Farm equipment, implements, machinery	(1)	3	(x)	190	5	1,924	(1)	3	(x)	...	...	...	(1)	1	(x)
Coal, wood, fuel oil	(1)	3	(x)	(1)	1	(x)	...	...	...	...	...	...	...	...	...
Major household appliances	3,106	51	15,304	435	13	3,088	414	11	1,754	(1)	4	(x)	452	10	3,173
Housewares (inc. electric)	2,424	105	21,612	301	14	2,916	221	11	1,534	225	[illegible]	1,735	132	9	2,410
Furniture, other home furnishings	786	14	4,726	319	5	1,451	(1)	4	(x)	...	...	...	(1)	1	(x)
Heating, plumbing, air-conditioning equipment	783	35	9,624	152	5	1,432	(1)	4	(x)	(1)	1	(x)	199	6	2,126
Lighting, electrical supplies	531	62	13,452	125	4	2,065	[illegible]	[illegible]	1,124	(1)	4	(x)	73	8	2,005
Softwood lumber	(1)	3	(x)	...	...	...	...	...	...	...	...	...	...	...	...
Hardwood lumber (exc. hardwood flooring)	(1)	1	(x)	...	...	...	...	...	...	(1)	1	(x)	...	...	...
Hardwood flooring	(1)	1	(x)	...	...	...	...	...	...	...	...	...	...	...	...
Plywood (softwood and hardwood)	(1)	2	(x)	...	...	...	...	...	...	...	...	...	...	...	...
Other lumber products (inc. millwork)	30	5	291	...	...	...	...	...	...	...	...	...	(1)	2	(x)
Building materials (exc. lumber products)	1,302	34	11,262	132	5	1,542	(1)	1	(x)	(1)	2	(x)	(1)	2	(x)
Other sales	2,030	...	...	483	...	...	399	...	...	401	...	...	659	...	...
Not analyzing merchandise line sales	562	4	...	129	1	...	...	...	...	...	...	...	...	...	...
Small single unit stores	16,767	505	...	3,372	121	...	1,761	63	...	2,904	85	...	3,665	99	...

Kind of business and merchandise line	MINNEAPOLIS-ST. PAUL, MINN. Merchandise line sales	Number	Total sales	NEW YORK-NORTHEASTERN NEW JERSEY Merchandise line sales	Number	Total sales	NORFOLK-PORTSMOUTH, VA. Merchandise line sales	Number	Total sales	OMAHA, NEBR. Merchandise line sales	Number	Total sales	PEORIA, ILL. Merchandise line sales	Number	Total sales
Large stores and multiunits—															
Analyzing merchandise line sales, total	9,888	44	...	70,315	330	...	8,099	24	...	6,016	13	...	2,048	15	...
Hardware	3,821	44	9,888	33,187	330	70,315	2,133	24	8,099	1,742	13	6,016	1,109	15	2,048
Paint, glass, wallpaper	870	36	5,369	6,723	236	51,239	612	21	7,446	209	7	4,477	202	10	1,360
Hay, grain, feed, farm and garden supplies	71	14	3,116	658	51	10,766	(1)	2	(x)	(1)	2	(x)	(1)	3	(x)
Farm equipment, implements, machinery	263	9	2,175	470	12	5,941	(1)	2	(x)	409	6	4,426	56	5	495
Coal, wood, fuel oil	...	...	...	6	6	594	...	...	...	(1)	1	(x)	(1)	1	(x)
Major household appliances	1,047	29	6,151	6,356	114	39,276	1,270	6	5,857	703	7	4,477	(1)	3	(x)
Housewares (inc. electric)	837	32	7,709	5,926	203	49,639	303	13	6,796	217	6	4,330	183	8	1,131
Furniture, other home furnishings	286	13	3,326	2,094	37	11,432	990	6	5,457	(1)	4	(x)	(1)	2	(x)
Heating, plumbing, air-conditioning equipment	293	17	4,451	4,348	100	32,297	454	[illegible]	5,639	354	5	4,224	56	5	451
Lighting, electrical supplies	194	21	4,550	3,423	123	25,724	235	11	7,003	238	7	4,477	91	10	1,360
Softwood lumber	...	...	...	257	6	1,040	...	...	...	(1)	1	(x)	(1)	1	(x)
Hardwood lumber (exc. hardwood flooring)	...	...	...	(1)	3	(x)	...	...	...	(1)	1	(x)	(1)	1	(x)
Hardwood flooring	...	...	...	(1)	2	(x)	...	...	...	(1)	1	(x)	...	...	...
Plywood (softwood and hardwood)	...	...	...	(1)	3	(x)	(1)	1	(x)	(1)	1	(x)	...	...	...
Other lumber products (inc. millwork)	...	...	...	(1)	4	(x)	(1)	2	(x)	(1)	1	(x)	...	...	...
Building materials (exc. lumber products)	344	16	3,530	1,298	64	24,568	540	10	6,677	214	5	4,229	(1)	2	(x)
Other sales	1,872	...	...	7,369	...	...	1,502	...	...	1,231	...	...	251	...	...
Not analyzing merchandise line sales	32	1	...	232	3	...	...	...	...	...	...	...	...	...	...
Small single unit stores	7,290	204	...	61,346	2,116	...	1,550	42	...	2,499	69	...	1,504	40	...

Kind of business and merchandise line	PHILADELPHIA, PA. Merchandise line sales	Number	Total sales	PHOENIX, ARIZ. Merchandise line sales	Number	Total sales	PITTSBURGH, PA. Merchandise line sales	Number	Total sales	PORTLAND, OREG. Merchandise line sales	Number	Total sales	PROVIDENCE, R.I. Merchandise line sales	Number	Total sales
Large stores and multiunits—															
Analyzing merchandise line sales, total	23,465	86	...	1,269	10	...	17,337	78	...	4,604	27	...	9,874	20	...
Hardware	8,966	86	23,465	850	10	1,269	7,349	78	17,337	2,395	27	4,604	2,432	20	9,874
Paint, glass, wallpaper	2,388	60	18,225	122	6	975	1,394	59	14,798	142	15	3,012	757	15	9,111
Hay, grain, feed, farm and garden supplies	169	4	1,188	(1)	2	(x)	143	7	940	...	...	...	51	8	1,636
Farm equipment, implements, machinery	559	11	4,960	...	...	...	234	10	3,900	(1)	[illegible]	(x)	(1)	4	(x)
Coal, wood, fuel oil	...	...	...	...	...	...	(1)	1	(x)	(1)	1	(x)	...	...	...
Major household appliances	3,024	27	13,659	(1)	3	(x)	2,026	38	11,409	469	13	2,622	1,074	11	7,762
Housewares (inc. electric)	1,138	51	16,354	57	5	857	722	43	12,125	453	15	2,407	979	16	9,234
Furniture, other home furnishings	1,143	12	7,309	...	...	...	650	14	5,566	(1)	4	(x)	(1)	4	(x)
Heating, plumbing, air-conditioning equipment	1,892	22	12,215	(1)	2	(x)	2,069	34	11,051	(1)	4	(x)	557	7	7,260
Lighting, electrical supplies	498	28	10,937	(1)	3	(x)	268	22	8,042	120	11	2,269	1,197	9	8,132
Softwood lumber	...	...	...	(1)	1	(x)	(1)	1	(x)	...	...	...	(1)	1	(x)
Hardwood lumber (exc. hardwood flooring)	...	...	...	(1)	1	(x)	(1)	1	(x)	...	...	...	(1)	1	(x)
Hardwood flooring	...	...	...	(1)	1	(x)	...	...	...	...	...	...	(1)	1	(x)
Plywood (softwood and hardwood)	...	...	...	...	...	...	...	...	...	...	...	...	(1)	1	(x)
Other lumber products (inc. millwork)	...	...	...	(1)	1	(x)	...	...	...	...	...	...	(1)	2	(x)
Building materials (exc. lumber products)	565	14	8,342	(1)	2	(x)	800	18	8,664	(1)	3	(x)	188	8	3,453
Other sales	3,124	...	...	240	...	...	1,677	...	...	925	...	...	2,649	...	...
Not analyzing merchandise line sales	873	8	...	...	...	...	134	2	...	286	2	...	196	1	...
Small single unit stores	17,947	680	...	620	24	...	10,545	270	...	4,649	126	...	3,620	117	...

Kind of business and merchandise line	RICHMOND, VA. Merchandise line sales	Number	Total sales	ROCHESTER, N.Y. Merchandise line sales	Number	Total sales	SACRAMENTO, CALIF. Merchandise line sales	Number	Total sales	ST. LOUIS, MO. Merchandise line sales	Number	Total sales	SAN BERNARDINO, CALIF. Merchandise line sales	Number	Total sales
Large stores and multiunits—															
Analyzing merchandise line sales, total	2,667	20	...	3,049	25	...	2,761	16	...	16,137	58	...	1,324	10	...
Hardware	1,510	20	2,667	1,362	25	3,049	1,837	16	2,761	6,807	58	16,137	866	10	1,324
Paint, glass, wallpaper	151	11	1,619	526	20	2,611	177	11	1,567	1,196	39	12,948	56	5	533
Hay, grain, feed, farm and garden supplies	33	9	1,329	(1)	3	(x)	(1)	2	(x)	225	9	4,009	(1)	2	(x)
Farm equipment, implements, machinery	90	10	1,327	(1)	2	(x)	(1)	3	(x)	592	7	5,590	...	...	...
Coal, wood, fuel oil	...	...	...	...	...	...	...	...	...	(1)	3	(x)	...	...	...
Major household appliances	(1)	3	(x)	321	8	1,483	(1)	4	(x)	955	20	9,285	(1)	4	(x)
Housewares (inc. electric)	248	17	2,528	166	12	1,862	58	7	1,018	726	29	9,132	105	6	663
Furniture, other home furnishings	140	11	1,113	(1)	1	(x)	(1)	3	(x)	455	7	7,055	...	...	...
Heating, plumbing, air-conditioning equipment	(1)	3	(x)	171	7	1,327	105	6	1,049	1,327	19	10,636	172	5	790
Lighting, electrical supplies	19	5	1,122	47	7	1,336	48	8	1,324	476	25	10,474	(1)	4	(x)
Softwood lumber	...	...	...	...	...	...	...	...	...	893	8	9,760	...	...	...
Hardwood lumber (exc. hardwood flooring)	...	...	...	...	...	...	...	...	...	(1)	3	(x)	...	...	...
Hardwood flooring	...	...	...	...	...	...	...	...	...	[illegible]	7	9,719	...	...	...
Plywood (softwood and hardwood)	...	...	...	...	...	...	(1)	1	(x)	131	7	7,309	...	...	...
Other lumber products (inc. millwork)	(1)	1	(x)	...	...	...	(1)	1	(x)	246	5	6,222	...	...	...
Building materials (exc. lumber products)	142	13	1,762	(1)	2	(x)	(1)	4	(x)	612	15	10,962	(1)	2	(x)
Other sales	339	...	...	456	...	...	536	...	...	1,370	...	...	125	...	...
Not analyzing merchandise line sales	...	...	...	...	...	...	348	1	...	706	5	...	146	1	...
Small single unit stores	1,527	36	...	2,377	49	...	1,063	31	...	8,417	275	...	1,041	31	...

See footnotes at end of table.

Table 22E.—MERCHANDISE LINE SALES OF LARGE STORES AND MULTIUNITS—LUMBER, BUILDING, HARDWARE GROUP—KIND OF BUSINESS, FOR SELECTED STANDARD METROPOLITAN AREAS: 1948—Continued

[See text for explanatory material]

Kind of business and merchandise line	Merchandise line sales (Thousand dollars)	Stores reporting merchandise line: Number	Stores reporting merchandise line: Total sales (Thousand dollars)
HARDWARE STORES			
[illegible], CALIF.			
Large stores and multiunits			
Analyzing merchandise line sales, total	[illegible]	[illegible]	...
Hardware	[illegible]	[illegible]	[illegible]
Paint, glass, wallpaper	[illegible]	13	[illegible]
Hay, grain, feed, farm and garden supplies	[illegible]	1	(x)
Farm equipment, implements, machinery	[illegible]	[illegible]	(x)
Coal, wood, fuel oil	...	...	...
Major household appliances	[illegible]	[illegible]	[illegible]
Housewares (inc. electric)	[illegible]	[illegible]	[illegible]
Furniture, other home furnishings	[illegible]	1	[illegible]
Heating, plumbing, air conditioning equipment	[illegible]	[illegible]	1,[illegible]
Lighting, electrical supplies	[illegible]	[illegible]	1,[illegible]
Softwood lumber	...	...	...
Hardwood lumber (exc. hardwood flooring)	...	...	...
Hardwood flooring	...	...	...
Plywood (softwood and hardwood)	...	...	...
Other lumber products (inc. millwork)	[illegible]	1	(x)
Building materials (exc. lumber products)	1,[illegible]	6	1,[illegible]
Other sales	[illegible]	...	...
Not analyzing merchandise line sales	[illegible]	1	...
Small single unit stores	[illegible]	59	...
SAN FRANCISCO-OAKLAND, CALIF.			
Large stores and multiunits			
Analyzing merchandise line sales, total	[illegible]	[illegible]	...
Hardware	[illegible]	[illegible]	[illegible]
Paint, glass, wallpaper	[illegible]	[illegible]	[illegible]
Hay, grain, feed, farm and garden supplies	[illegible]	[illegible]	(x)
Farm equipment, implements, machinery	[illegible]	[illegible]	(x)
Coal, wood, fuel oil	[illegible]	[illegible]	(x)
Major household appliances	[illegible]	[illegible]	[illegible]
Housewares (inc. electric)	[illegible]	[illegible]	[illegible]
Furniture, other home furnishings	[illegible]	[illegible]	[illegible]
Heating, plumbing, air conditioning equipment	[illegible]	[illegible]	[illegible]
Lighting, electrical supplies	[illegible]	[illegible]	[illegible]
Softwood lumber	...	...	...
Hardwood lumber (exc. hardwood flooring)	...	...	...
Hardwood flooring	...	...	...
Plywood (softwood and hardwood)	...	...	...
Other lumber products (inc. millwork)	...	...	...
Building materials (exc. lumber products)	[illegible]	[illegible]	[illegible]
Other sales	[illegible]	...	...
Not analyzing merchandise line sales	...	...	...
Small single unit stores	[illegible]	[illegible]	...
SAN JOSE, CALIF.			
Large stores and multiunits			
Analyzing merchandise line sales, total	[illegible]	[illegible]	...
Hardware	[illegible]	[illegible]	[illegible]
Paint, glass, wallpaper	[illegible]	[illegible]	[illegible]
Hay, grain, feed, farm and garden supplies	[illegible]	[illegible]	(x)
Farm equipment, implements, machinery	[illegible]	[illegible]	(x)
Coal, wood, fuel oil	...	...	...
Major household appliances	[illegible]	[illegible]	[illegible]
Housewares (inc. electric)	[illegible]	[illegible]	[illegible]
Furniture, other home furnishings	...	...	...
Heating, plumbing, air conditioning equipment	[illegible]	[illegible]	(x)
Lighting, electrical supplies	[illegible]	[illegible]	(x)
Softwood lumber	...	...	...
Hardwood lumber (exc. hardwood flooring)	...	...	...
Hardwood flooring	...	...	...
Plywood (softwood and hardwood)	[illegible]	1	(x)
Other lumber products (inc. millwork)	[illegible]	1	(x)
Building materials (exc. lumber products)	[illegible]	[illegible]	[illegible]
Other sales	[illegible]	...	...
Not analyzing merchandise line sales	...	...	...
Small single unit stores	[illegible]	[illegible]	...
SEATTLE, WASH.			
Large stores and multiunits			
Analyzing merchandise line sales, total	[illegible]	[illegible]	...
Hardware	[illegible]	[illegible]	[illegible]
Paint, glass, wallpaper	[illegible]	[illegible]	[illegible]
Hay, grain, feed, farm and garden supplies	[illegible]	[illegible]	(x)
Farm equipment, implements, machinery	[illegible]	[illegible]	(x)
Coal, wood, fuel oil	...	...	...
Major household appliances	[illegible]	[illegible]	[illegible]
Housewares (inc. electric)	[illegible]	[illegible]	[illegible]
Furniture, other home furnishings	[illegible]	[illegible]	[illegible]
Heating, plumbing, air conditioning equipment	[illegible]	[illegible]	[illegible]
Lighting, electrical supplies	[illegible]	[illegible]	[illegible]
Softwood lumber	...	...	...
Hardwood lumber (exc. hardwood flooring)	...	...	...
Hardwood flooring	...	...	...
Plywood (softwood and hardwood)	[illegible]	1	(x)
Other lumber products (inc. millwork)	[illegible]	1	(x)
Building materials (exc. lumber products)	[illegible]	[illegible]	[illegible]
Other sales	[illegible]	...	...
Not analyzing merchandise line sales	...	...	...
Small single unit stores	[illegible]	[illegible]	...
SPOKANE, WASH.			
Large stores and multiunits			
Analyzing merchandise line sales, total	[illegible]	[illegible]	...
Hardware	[illegible]	[illegible]	[illegible]
Paint, glass, wallpaper	[illegible]	[illegible]	[illegible]
Hay, grain, feed, farm and garden supplies	[illegible]	[illegible]	[illegible]
Farm equipment, implements, machinery	...	...	...
Coal, wood, fuel oil	...	...	...
Major household appliances	[illegible]	[illegible]	[illegible]
Housewares (inc. electric)	[illegible]	[illegible]	[illegible]
Furniture, other home furnishings	[illegible]	[illegible]	[illegible]
Heating, plumbing, air conditioning equipment	[illegible]	[illegible]	[illegible]
Lighting, electrical supplies	[illegible]	[illegible]	[illegible]
Softwood lumber	...	...	...
Hardwood lumber (exc. hardwood flooring)	...	...	...
Hardwood flooring	...	...	...
Plywood (softwood and hardwood)	[illegible]	[illegible]	[illegible]
Other lumber products (inc. millwork)	...	...	...
Building materials (exc. lumber products)	[illegible]	[illegible]	[illegible]
Other sales	[illegible]	[illegible]	[illegible]
Not analyzing merchandise line sales	...	...	...
Small single unit stores	[illegible]	[illegible]	...
SPRINGFIELD-HOLYOKE, MASS.			
Large stores and multiunits			
Analyzing merchandise line sales, total	[illegible]	[illegible]	...
Hardware	[illegible]	[illegible]	[illegible]
Paint, glass, wallpaper	[illegible]	[illegible]	[illegible]
Hay, grain, feed, farm and garden supplies	[illegible]	[illegible]	(x)
Farm equipment, implements, machinery	[illegible]	[illegible]	[illegible]
Coal, wood, fuel oil	...	...	...
Major household appliances	[illegible]	[illegible]	[illegible]
Housewares (inc. electric)	[illegible]	[illegible]	[illegible]
Furniture, other home furnishings	[illegible]	[illegible]	(x)
Heating, plumbing, air conditioning equipment	[illegible]	[illegible]	[illegible]
Lighting, electrical supplies	[illegible]	[illegible]	[illegible]
Softwood lumber	...	...	...
Hardwood lumber (exc. hardwood flooring)	...	...	...
Hardwood flooring	...	...	...
Plywood (softwood and hardwood)	...	...	...
Other lumber products (inc. millwork)	...	...	...
Building materials (exc. lumber products)	[illegible]	[illegible]	[illegible]
Other sales	[illegible]	...	...
Not analyzing merchandise line sales	...	...	...
Small single unit stores	[illegible]	[illegible]	...
STOCKTON, CALIF.			
Large stores and multiunits			
Analyzing merchandise line sales, total	[illegible]	[illegible]	...
Hardware	[illegible]	[illegible]	[illegible]
Paint, glass, wallpaper	[illegible]	[illegible]	[illegible]
Hay, grain, feed, farm and garden supplies	[illegible]	[illegible]	(x)
Farm equipment, implements, machinery	[illegible]	[illegible]	(x)
Coal, wood, fuel oil	...	...	...
Major household appliances	[illegible]	[illegible]	[illegible]
Housewares (inc. electric)	[illegible]	[illegible]	[illegible]
Furniture, other home furnishings	[illegible]	[illegible]	(x)
Heating, plumbing, air conditioning equipment	[illegible]	[illegible]	(x)
Lighting, electrical supplies	[illegible]	[illegible]	(x)
Softwood lumber	...	...	...
Hardwood lumber (exc. hardwood flooring)	...	...	...
Hardwood flooring	...	...	...
Plywood (softwood and hardwood)	[illegible]	[illegible]	(x)
Other lumber products (inc. millwork)	[illegible]	[illegible]	(x)
Building materials (exc. lumber products)	[illegible]	[illegible]	[illegible]
Other sales	[illegible]	...	...
Not analyzing merchandise line sales	...	...	...
Small single unit stores	[illegible]	[illegible]	...
TACOMA, WASH.			
Large stores and multiunits			
Analyzing merchandise line sales, total	[illegible]	[illegible]	...
Hardware	[illegible]	[illegible]	[illegible]
Paint, glass, wallpaper	[illegible]	[illegible]	[illegible]
Hay, grain, feed, farm and garden supplies	[illegible]	[illegible]	(x)
Farm equipment, implements, machinery	[illegible]	[illegible]	(x)
Coal, wood, fuel oil	...	...	...
Major household appliances	[illegible]	[illegible]	[illegible]
Housewares (inc. electric)	[illegible]	[illegible]	[illegible]
Furniture, other home furnishings	[illegible]	[illegible]	[illegible]
Heating, plumbing, air conditioning equipment	[illegible]	[illegible]	[illegible]
Lighting, electrical supplies	[illegible]	[illegible]	[illegible]
Softwood lumber	...	...	...
Hardwood lumber (exc. hardwood flooring)	...	...	...
Hardwood flooring	...	...	...
Plywood (softwood and hardwood)	[illegible]	[illegible]	[illegible]
Other lumber products (inc. millwork)	[illegible]	[illegible]	[illegible]
Building materials (exc. lumber products)	[illegible]	[illegible]	[illegible]
Other sales	[illegible]	...	...
Not analyzing merchandise line sales	...	...	...
Small single unit stores	[illegible]	[illegible]	...
TAMPA-ST. PETERSBURG, FLA.			
Large stores and multiunits			
Analyzing merchandise line sales, total	[illegible]	[illegible]	...
Hardware	[illegible]	[illegible]	[illegible]
Paint, glass, wallpaper	[illegible]	[illegible]	[illegible]
Hay, grain, feed, farm and garden supplies	[illegible]	[illegible]	(x)
Farm equipment, implements, machinery	[illegible]	[illegible]	(x)
Coal, wood, fuel oil	...	...	...
Major household appliances	[illegible]	[illegible]	[illegible]
Housewares (inc. electric)	[illegible]	[illegible]	[illegible]
Furniture, other home furnishings	...	...	...
Heating, plumbing, air conditioning equipment	[illegible]	[illegible]	[illegible]
Lighting, electrical supplies	[illegible]	[illegible]	[illegible]
Softwood lumber	...	...	...
Hardwood lumber (exc. hardwood flooring)	...	...	...
Hardwood flooring	...	...	...
Plywood (softwood and hardwood)	[illegible]	[illegible]	[illegible]
Other lumber products (inc. millwork)	[illegible]	[illegible]	[illegible]
Building materials (exc. lumber products)	[illegible]	[illegible]	[illegible]
Other sales	[illegible]	...	...
Not analyzing merchandise line sales	...	...	...
Small single unit stores	[illegible]	[illegible]	...
TOLEDO, OHIO			
Large stores and multiunits			
Analyzing merchandise line sales, total	[illegible]	[illegible]	...
Hardware	[illegible]	[illegible]	[illegible]
Paint, glass, wallpaper	[illegible]	[illegible]	[illegible]
Hay, grain, feed, farm and garden supplies	[illegible]	[illegible]	[illegible]
Farm equipment, implements, machinery	[illegible]	[illegible]	[illegible]
Coal, wood, fuel oil	...	...	...
Major household appliances	[illegible]	[illegible]	[illegible]
Housewares (inc. electric)	[illegible]	[illegible]	[illegible]
Furniture, other home furnishings	[illegible]	[illegible]	[illegible]
Heating, plumbing, air conditioning equipment	[illegible]	[illegible]	[illegible]
Lighting, electrical supplies	[illegible]	[illegible]	[illegible]
Softwood lumber	...	...	...
Hardwood lumber (exc. hardwood flooring)	...	...	...
Hardwood flooring	...	...	...
Plywood (softwood and hardwood)	[illegible]	[illegible]	[illegible]
Other lumber products (inc. millwork)	[illegible]	[illegible]	[illegible]
Building materials (exc. lumber products)	[illegible]	[illegible]	[illegible]
Other sales	[illegible]	...	...
Not analyzing merchandise line sales	...	...	...
Small single unit stores	[illegible]	[illegible]	...
W[illegible], N. [illegible]			
Large stores and multiunits			
Analyzing merchandise line sales, total	[illegible]	[illegible]	...
Hardware	[illegible]	[illegible]	[illegible]
Paint, glass, wallpaper	[illegible]	[illegible]	[illegible]
Hay, grain, feed, farm and garden supplies	[illegible]	[illegible]	[illegible]
Farm equipment, implements, machinery	[illegible]	[illegible]	[illegible]
Coal, wood, fuel oil	[illegible]	[illegible]	(x)
Major household appliances	[illegible]	[illegible]	[illegible]
Housewares (inc. electric)	[illegible]	[illegible]	[illegible]
Furniture, other home furnishings	[illegible]	[illegible]	[illegible]
Heating, plumbing, air conditioning equipment	[illegible]	[illegible]	[illegible]
Lighting, electrical supplies	[illegible]	[illegible]	[illegible]
Softwood lumber	[illegible]	[illegible]	(x)
Hardwood lumber (exc. hardwood flooring)	...	...	...
Hardwood flooring	[illegible]	[illegible]	[illegible]
Plywood (softwood and hardwood)	[illegible]	[illegible]	[illegible]
Other lumber products (inc. millwork)	[illegible]	[illegible]	[illegible]
Building materials (exc. lumber products)	[illegible]	[illegible]	[illegible]
Other sales	[illegible]	...	...
Not analyzing merchandise line sales	...	...	...
Small single unit stores	[illegible]	[illegible]	...
WHEELING, W.VA.-STEUBENVILLE, OHIO			
Large stores and multiunits			
Analyzing merchandise line sales, total	[illegible]	[illegible]	...
Hardware	[illegible]	[illegible]	[illegible]
Paint, glass, wallpaper	[illegible]	[illegible]	[illegible]
Hay, grain, feed, farm and garden supplies	[illegible]	[illegible]	[illegible]
Farm equipment, implements, machinery	[illegible]	[illegible]	(x)
Coal, wood, fuel oil	[illegible]	[illegible]	(x)
Major household appliances	[illegible]	[illegible]	[illegible]
Housewares (inc. electric)	[illegible]	[illegible]	[illegible]
Furniture, other home furnishings	[illegible]	[illegible]	[illegible]
Heating, plumbing, air conditioning equipment	[illegible]	[illegible]	[illegible]
Lighting, electrical supplies	[illegible]	[illegible]	[illegible]
Softwood lumber	...	...	...
Hardwood lumber (exc. hardwood flooring)	...	...	...
Hardwood flooring	...	...	...
Plywood (softwood and hardwood)	[illegible]	[illegible]	[illegible]
Other lumber products (inc. millwork)	[illegible]	[illegible]	[illegible]
Building materials (exc. lumber products)	[illegible]	[illegible]	[illegible]
Other sales	[illegible]	...	...
Not analyzing merchandise line sales	...	...	...
Small single unit stores	[illegible]	[illegible]	...
WICHITA, KANS.			
Large stores and multiunits			
Analyzing merchandise line sales, total	[illegible]	[illegible]	...
Hardware	[illegible]	[illegible]	[illegible]
Paint, glass, wallpaper	[illegible]	[illegible]	[illegible]
Hay, grain, feed, farm and garden supplies	[illegible]	[illegible]	(x)
Farm equipment, implements, machinery	[illegible]	[illegible]	(x)
Coal, wood, fuel oil	...	...	...
Major household appliances	[illegible]	[illegible]	[illegible]
Housewares (inc. electric)	[illegible]	[illegible]	[illegible]
Furniture, other home furnishings	[illegible]	[illegible]	[illegible]
Heating, plumbing, air conditioning equipment	[illegible]	[illegible]	[illegible]
Lighting, electrical supplies	[illegible]	[illegible]	[illegible]
Softwood lumber	...	...	...
Hardwood lumber (exc. hardwood flooring)	...	...	...
Hardwood flooring	...	...	...
Plywood (softwood and hardwood)	[illegible]	[illegible]	[illegible]
Other lumber products (inc. millwork)	[illegible]	[illegible]	[illegible]
Building materials (exc. lumber products)	[illegible]	[illegible]	[illegible]
Other sales	[illegible]	...	...
Not analyzing merchandise line sales	...	...	...
Small single unit stores	[illegible]	[illegible]	...
WILKES-BARRE-HAZLETON, PA.			
Large stores and multiunits			
Analyzing merchandise line sales, total	[illegible]	[illegible]	...
Hardware	[illegible]	[illegible]	[illegible]
Paint, glass, wallpaper	[illegible]	[illegible]	[illegible]
Hay, grain, feed, farm and garden supplies	[illegible]	[illegible]	[illegible]
Farm equipment, implements, machinery	[illegible]	[illegible]	[illegible]
Coal, wood, fuel oil	...	...	...
Major household appliances	[illegible]	[illegible]	[illegible]
Housewares (inc. electric)	[illegible]	[illegible]	[illegible]
Furniture, other home furnishings	[illegible]	[illegible]	[illegible]
Heating, plumbing, air conditioning equipment	[illegible]	[illegible]	[illegible]
Lighting, electrical supplies	[illegible]	[illegible]	[illegible]
Softwood lumber	...	...	...
Hardwood lumber (exc. hardwood flooring)	...	...	...
Hardwood flooring	...	...	...
Plywood (softwood and hardwood)	[illegible]	[illegible]	[illegible]
Other lumber products (inc. millwork)	[illegible]	[illegible]	[illegible]
Building materials (exc. lumber products)	[illegible]	[illegible]	[illegible]
Other sales	[illegible]	...	...
Not analyzing merchandise line sales	...	...	...
Small single unit stores	[illegible]	[illegible]	...
WORCESTER, MASS.			
Large stores and multiunits			
Analyzing merchandise line sales, total	[illegible]	[illegible]	...
Hardware	[illegible]	[illegible]	[illegible]
Paint, glass, wallpaper	[illegible]	[illegible]	[illegible]
Hay, grain, feed, farm and garden supplies	[illegible]	[illegible]	[illegible]
Farm equipment, implements, machinery	[illegible]	[illegible]	[illegible]
Coal, wood, fuel oil	...	...	...
Major household appliances	[illegible]	[illegible]	[illegible]
Housewares (inc. electric)	[illegible]	[illegible]	[illegible]
Furniture, other home furnishings	[illegible]	[illegible]	[illegible]
Heating, plumbing, air conditioning equipment	[illegible]	[illegible]	[illegible]
Lighting, electrical supplies	[illegible]	[illegible]	[illegible]
Softwood lumber	...	...	...
Hardwood lumber (exc. hardwood flooring)	...	...	...
Hardwood flooring	...	...	...
Plywood (softwood and hardwood)	[illegible]	[illegible]	[illegible]
Other lumber products (inc. millwork)	[illegible]	[illegible]	[illegible]
Building materials (exc. lumber products)	[illegible]	[illegible]	[illegible]
Other sales	[illegible]	...	...
Not analyzing merchandise line sales	...	...	...
Small single unit stores	[illegible]	[illegible]	...
[illegible], OHIO			
Large stores and multiunits			
Analyzing merchandise line sales, total	[illegible]	[illegible]	...
Hardware	[illegible]	[illegible]	[illegible]
Paint, glass, wallpaper	[illegible]	[illegible]	[illegible]
Hay, grain, feed, farm and garden supplies	[illegible]	[illegible]	[illegible]
Farm equipment, implements, machinery	[illegible]	[illegible]	[illegible]
Coal, wood, fuel oil	[illegible]	[illegible]	[illegible]
Major household appliances	[illegible]	[illegible]	[illegible]
Housewares (inc. electric)	[illegible]	[illegible]	[illegible]
Furniture, other home furnishings	[illegible]	[illegible]	[illegible]
Heating, plumbing, air conditioning equipment	[illegible]	[illegible]	[illegible]
Lighting, electrical supplies	[illegible]	[illegible]	[illegible]
Softwood lumber	[illegible]	[illegible]	[illegible]
Hardwood lumber (exc. hardwood flooring)	[illegible]	[illegible]	[illegible]
Hardwood flooring	[illegible]	[illegible]	[illegible]
Plywood (softwood and hardwood)	[illegible]	[illegible]	[illegible]
Other lumber products (inc. millwork)	[illegible]	[illegible]	[illegible]
Building materials (exc. lumber products)	[illegible]	[illegible]	[illegible]
Other sales	[illegible]	[illegible]	[illegible]
Not analyzing merchandise line sales	[illegible]	[illegible]	[illegible]
Small single unit stores	[illegible]	[illegible]	[illegible]

Table 22E.—MERCHANDISE LINE SALES OF LARGE STORES AND MULTIUNITS—LUMBER, BUILDING, HARDWARE GROUP—KIND OF BUSINESS, FOR SELECTED STANDARD METROPOLITAN AREAS: 1948—Continued

[See text for explanatory material]

Kind of business and merchandise line	Merchandise line sales (Thousand dollars)	Stores reporting merchandise line: Number	Stores reporting merchandise line: Total sales (Thousand dollars)
FARM EQUIPMENT DEALERS	ALLENTOWN-BETHLEHEM-EASTON, PA.		
Large stores and multiunits—			
Analyzing merchandise line sales, total	4,139	16	...
Farm equipment, implements, machinery (new)	3,004	16	4,139
Farm equipment, implements, machinery (used)	155	10	3,705
Other farm supplies (allied lines)	185	10	2,610
Passenger cars (new)	...	...	...
Trucks (new)	...	...	...
Passenger cars (used)	...	...	...
Trucks (used)	...	...	...
Parts and accessories	321	7	1,993
Shop or service labor sales	117	8	2,337
Automobile trailers	...	...	...
Gasoline and lubricants	[1]	4	(x)
Other sales	357	...	...
Not analyzing merchandise line sales	...	...	...
Small single unit stores	682	16	...
	ATLANTA, GA.		
Large stores and multiunits—			
Analyzing merchandise line sales, total	3,046	10	...
Farm equipment, implements, machinery (new)	1,664	10	3,046
Farm equipment, implements, machinery (used)	[1]	4	(x)
Other farm supplies (allied lines)	...	...	...
Passenger cars (new)	[1]	1	(x)
Trucks (new)	[1]	1	(x)
Passenger cars (used)	...	...	...
Trucks (used)	[1]	1	(x)
Parts and accessories	[1]	4	(x)
Shop or service labor sales	[1]	4	(x)
Automobile trailers	...	...	...
Gasoline and lubricants	...	...	...
Other sales	382	...	...
Not analyzing merchandise line sales	...	...	...
Small single unit stores	25	1	...
	BUFFALO, N.Y.		
Large stores and multiunits—			
Analyzing merchandise line sales, total	3,028	17	...
Farm equipment, implements, machinery (new)	1,601	17	3,028
Farm equipment, implements, machinery (used)	406	13	2,387
Other farm supplies (allied lines)	149	10	1,664
Passenger cars (new)	[1]	2	(x)
Trucks (new)	[1]	4	(x)
Passenger cars (used)	[1]	1	(x)
Trucks (used)	[1]	3	(x)
Parts and accessories	213	13	2,168
Shop or service labor sales	109	15	2,542
Automobile trailers	...	...	...
Gasoline and lubricants	24	7	1,279
Other sales	546	...	...
Not analyzing merchandise line sales	...	...	...
Small single unit stores	917	34	...
	CHICAGO, ILL.		
Large stores and multiunits—			
Analyzing merchandise line sales, total	10,254	51	...
Farm equipment, implements, machinery (new)	6,117	50	10,031
Farm equipment, implements, machinery (used)	610	19	4,437
Other farm supplies (allied lines)	610	19	4,437
Passenger cars (new)	[1]	2	(x)
Trucks (new)	335	8	1,830
Passenger cars (used)	[1]	2	(x)
Trucks (used)	46	6	1,508
Parts and accessories	862	32	6,840
Shop or service labor sales	700	42	8,645
Automobile trailers	...	...	...
Gasoline and lubricants	103	11	2,551
Other sales	688	...	...
Not analyzing merchandise line sales	...	...	...
Small single unit stores	2,279	49	...
	DAVENPORT, IOWA-ROCK ISLAND-MOLINE, ILL.		
Large stores and multiunits—			
Analyzing merchandise line sales, total	3,750	15	...
Farm equipment, implements, machinery (new)	1,550	15	3,750
Farm equipment, implements, machinery (used)	113	11	2,615
Other farm supplies (allied lines)	300	8	1,737
Passenger cars (new)	[1]	1	(x)
Trucks (new)	[1]	1	(x)
Passenger cars (used)	[1]	1	(x)
Trucks (used)	[1]	1	(x)
Parts and accessories	449	13	2,479
Shop or service labor sales	144	13	2,440
Automobile trailers	[1]	1	(x)
Gasoline and lubricants	19	5	1,143
Other sales	175	...	...
Not analyzing merchandise line sales	...	...	...
Small single unit stores	585	10	...
	DAYTON, OHIO		
Large stores and multiunits—			
Analyzing merchandise line sales, total	2,179	15	...
Farm equipment, implements, machinery (new)	1,183	15	2,179
Farm equipment, implements, machinery (used)	209	11	1,480
Other farm supplies (allied lines)	306	12	1,683
Passenger cars (new)	...	...	...
Trucks (new)	...	...	...
Passenger cars (used)	...	...	...
Trucks (used)	...	...	...
Parts and accessories	261	9	1,281
Shop or service labor sales	67	10	1,454
Automobile trailers	...	...	...
Gasoline and lubricants	5	5	667
Other sales	148	...	...
Not analyzing merchandise line sales	...	...	...
Small single unit stores	693	10	...
	DENVER, COLO.		
Large stores and multiunits—			
Analyzing merchandise line sales, total	2,536	15	...
Farm equipment, implements, machinery (new)	1,535	14	2,417
Farm equipment, implements, machinery (used)	166	4	1,451
Other farm supplies (allied lines)	[1]	3	(x)
Passenger cars (new)	[1]	1	(x)
Trucks (new)	[1]	4	(x)
Passenger cars (used)	[1]	1	(x)
Trucks (used)	[1]	2	(x)
Parts and accessories	185	9	1,433
Shop or service labor sales	87	11	1,788
Automobile trailers	...	...	...
Gasoline and lubricants	[1]	3	(x)
Other sales	173	...	...
Not analyzing merchandise line sales	...	...	...
Small single unit stores	444	9	...
	DES MOINES, IOWA		
Large stores and multiunits—			
Analyzing merchandise line sales, total	1,932	12	...
Farm equipment, implements, machinery (new)	1,367	12	1,932
Farm equipment, implements, machinery (used)	124	10	1,707
Other farm supplies (allied lines)	[1]	3	(x)
Passenger cars (new)	...	...	...
Trucks (new)	[1]	1	(x)
Passenger cars (used)	...	...	...
Trucks (used)	...	...	...
Parts and accessories	295	12	1,932
Shop or service labor sales	49	10	1,723
Automobile trailers	...	...	...
Gasoline and lubricants	[1]	4	(x)
Other sales	97	...	...
Not analyzing merchandise line sales	...	...	...
Small single unit stores	268	7	...
	DETROIT, MICH.		
Large stores and multiunits—			
Analyzing merchandise line sales, total	4,364	19	...
Farm equipment, implements, machinery (new)	2,210	19	4,364
Farm equipment, implements, machinery (used)	159	15	3,373
Other farm supplies (allied lines)	293	12	3,065
Passenger cars (new)	[1]	2	(x)
Trucks (new)	358	6	1,545
Passenger cars (used)	[1]	2	(x)
Trucks (used)	46	7	1,783
Parts and accessories	391	16	3,892
Shop or service labor sales	205	14	3,435
Automobile trailers	...	...	...
Gasoline and lubricants	305	9	2,454
Other sales	397	...	...
Not analyzing merchandise line sales	323	3	...
Small single unit stores	1,444	32	...
	FRESNO, CALIF.		
Large stores and multiunits—			
Analyzing merchandise line sales, total	12,112	22	...
Farm equipment, implements, machinery (new)	8,074	21	11,893
Farm equipment, implements, machinery (used)	511	15	10,135
Other farm supplies (allied lines)	483	9	3,644
Passenger cars (new)	...	...	...
Trucks (new)	[1]	2	(x)
Passenger cars (used)	[1]	1	(x)
Trucks (used)	[1]	2	(x)
Parts and accessories	1,784	13	7,610
Shop or service labor sales	522	19	11,425
Automobile trailers	...	...	...
Gasoline and lubricants	[1]	2	(x)
Other sales	738	...	...
Not analyzing merchandise line sales	...	...	...
Small single unit stores	492	11	...
	GRAND RAPIDS, MICH.		
Large stores and multiunits—			
Analyzing merchandise line sales, total	2,621	13	...
Farm equipment, implements, machinery (new)	1,428	13	2,621
Farm equipment, implements, machinery (used)	143	10	1,984
Other farm supplies (allied lines)	255	8	1,688
Passenger cars (new)	[1]	2	(x)
Trucks (new)	[1]	3	(x)
Passenger cars (used)	[1]	2	(x)
Trucks (used)	[1]	3	(x)
Parts and accessories	203	9	1,846
Shop or service labor sales	89	10	2,058
Automobile trailers	...	...	...
Gasoline and lubricants	22	5	1,188
Other sales	461	...	...
Not analyzing merchandise line sales	...	...	...
Small single unit stores	542	12	...
	HARRISBURG, PA.		
Large stores and multiunits—			
Analyzing merchandise line sales, total	1,677	11	...
Farm equipment, implements, machinery (new)	1,059	11	1,677
Farm equipment, implements, machinery (used)	52	7	1,084
Other farm supplies (allied lines)	154	8	1,207
Passenger cars (new)	[1]	1	(x)
Trucks (new)	...	...	...
Passenger cars (used)	[1]	1	(x)
Trucks (used)	[1]	1	(x)
Parts and accessories	208	9	1,448
Shop or service labor sales	72	10	1,548
Automobile trailers	...	...	...
Gasoline and lubricants	[1]	3	(x)
Other sales	132	...	...
Not analyzing merchandise line sales	...	...	...
Small single unit stores	727	18	...
	JOHNSTOWN, PA.		
Large stores and multiunits—			
Analyzing merchandise line sales, total	1,931	10	...
Farm equipment, implements, machinery (new)	1,201	10	1,931
Farm equipment, implements, machinery (used)	[1]	4	(x)
Other farm supplies (allied lines)	257	6	1,097
Passenger cars (new)	...	...	...
Trucks (new)	[1]	1	(x)
Passenger cars (used)	...	...	...
Trucks (used)	...	...	...
Parts and accessories	228	5	1,248
Shop or service labor sales	67	8	1,694
Automobile trailers	...	...	...
Gasoline and lubricants	[1]	4	(x)
Other sales	178	...	...
Not analyzing merchandise line sales	...	...	...
Small single unit stores	567	11	...
	KANSAS CITY, MO.		
Large stores and multiunits—			
Analyzing merchandise line sales, total	4,407	19	...
Farm equipment, implements, machinery (new)	2,718	19	4,407
Farm equipment, implements, machinery (used)	313	15	2,921
Other farm supplies (allied lines)	148	6	1,379
Passenger cars (new)	[1]	1	(x)
Trucks (new)	137	6	1,155
Passenger cars (used)	[1]	1	(x)
Trucks (used)	29	5	952
Parts and accessories	531	16	3,219
Shop or service labor sales	191	16	3,442
Automobile trailers	...	...	...
Gasoline and lubricants	17	5	1,043
Other sales	323	...	...
Not analyzing merchandise line sales	...	...	...
Small single unit stores	760	15	...
	LANCASTER, PA.		
Large stores and multiunits—			
Analyzing merchandise line sales, total	4,831	24	...
Farm equipment, implements, machinery (new)	2,974	24	4,831
Farm equipment, implements, machinery (used)	406	19	4,094
Other farm supplies (allied lines)	350	10	2,370
Passenger cars (new)	...	...	...
Trucks (new)	[1]	1	(x)
Passenger cars (used)	...	...	...
Trucks (used)	...	...	...
Parts and accessories	407	17	3,461
Shop or service labor sales	366	18	3,673
Automobile trailers	...	...	...
Gasoline and lubricants	51	11	2,057
Other sales	377	...	...
Not analyzing merchandise line sales	724	3	...
Small single unit stores	851	18	...
	LOS ANGELES, CALIF.		
Large stores and multiunits—			
Analyzing merchandise line sales, total	9,069	33	...
Farm equipment, implements, machinery (new)	4,387	31	8,672
Farm equipment, implements, machinery (used)	1,196	17	5,282
Other farm supplies (allied lines)	502	7	1,406
Passenger cars (new)	[1]	1	(x)
Trucks (new)	[1]	3	(x)
Passenger cars (used)	[1]	2	(x)
Trucks (used)	[1]	1	(x)
Parts and accessories	1,409	24	5,950
Shop or service labor sales	466	24	5,891
Automobile trailers	...	...	...
Gasoline and lubricants	7	7	1,704
Other sales	1,102	...	...
Not analyzing merchandise line sales	39	1	...
Small single unit stores	459	13	...
	MINNEAPOLIS-ST. PAUL, MINN.		
Large stores and multiunits—			
Analyzing merchandise line sales, total	2,550	13	...
Farm equipment, implements, machinery (new)	1,255	13	2,550
Farm equipment, implements, machinery (used)	198	9	1,913
Other farm supplies (allied lines)	[1]	3	(x)
Passenger cars (new)	[1]	2	(x)
Trucks (new)	[1]	3	(x)
Passenger cars (used)	[1]	2	(x)
Trucks (used)	[1]	3	(x)
Parts and accessories	246	9	1,751
Shop or service labor sales	151	11	2,048
Automobile trailers	...	...	...
Gasoline and lubricants	[1]	1	(x)
Other sales	730	...	...
Not analyzing merchandise line sales	259	2	...
Small single unit stores	748	19	...
	NEW YORK-NORTHEASTERN NEW JERSEY		
Large stores and multiunits—			
Analyzing merchandise line sales, total	10,054	25	...
Farm equipment, implements, machinery (new)	5,598	25	10,054
Farm equipment, implements, machinery (used)	211	12	4,704
Other farm supplies (allied lines)	1,675	14	7,815
Passenger cars (new)	[1]	2	(x)
Trucks (new)	[1]	2	(x)
Passenger cars (used)	[1]	1	(x)
Trucks (used)	...	...	...
Parts and accessories	162	6	1,106
Shop or service labor sales	351	14	4,340
Automobile trailers	...	...	...
Gasoline and lubricants	[1]	4	(x)
Other sales	2,057	...	...
Not analyzing merchandise line sales	...	...	...
Small single unit stores	1,043	25	...
	OMAHA, NEBR.		
Large stores and multiunits—			
Analyzing merchandise line sales, total	4,821	22	...
Farm equipment, implements, machinery (new)	2,619	22	4,821
Farm equipment, implements, machinery (used)	900	17	3,928
Other farm supplies (allied lines)	308	9	2,616
Passenger cars (new)	[1]	1	(x)
Trucks (new)	[1]	4	(x)
Passenger cars (used)	[1]	2	(x)
Trucks (used)	[1]	3	(x)
Parts and accessories	516	17	4,017
Shop or service labor sales	134	17	4,048
Automobile trailers	...	...	...
Gasoline and lubricants	6	5	975
Other sales	338	...	...
Not analyzing merchandise line sales	...	...	...
Small single unit stores	1,170	23	...
	PEORIA, ILL.		
Large stores and multiunits—			
Analyzing merchandise line sales, total	3,595	22	...
Farm equipment, implements, machinery (new)	1,747	22	3,595
Farm equipment, implements, machinery (used)	160	13	2,279
Other farm supplies (allied lines)	420	14	2,117
Passenger cars (new)	189	6	1,242
Trucks (new)	169	8	1,557
Passenger cars (used)	43	5	935
Trucks (used)	25	6	1,300
Parts and accessories	421	19	3,122
Shop or service labor sales	161	20	3,292
Automobile trailers	...	...	...
Gasoline and lubricants	12	7	1,025
Other sales	248	...	...
Not analyzing merchandise line sales	...	...	...
Small single unit stores	482	6	...
	PHILADELPHIA, PA.		
Large stores and multiunits—			
Analyzing merchandise line sales, total	10,677	39	...
Farm equipment, implements, machinery (new)	5,639	39	10,677
Farm equipment, implements, machinery (used)	510	29	7,391
Other farm supplies (allied lines)	1,526	20	7,338
Passenger cars (new)	[1]	2	(x)
Trucks (new)	349	5	2,472
Passenger cars (used)	[1]	2	(x)
Trucks (used)	[1]	3	(x)
Parts and accessories	1,021	29	8,282
Shop or service labor sales	439	33	9,098
Automobile trailers	[1]	1	(x)
Gasoline and lubricants	130	14	3,911
Other sales	1,063	...	...
Not analyzing merchandise line sales	...	...	...
Small single unit stores	1,632	35	...
	PHOENIX, ARIZ.		
Large stores and multiunits—			
Analyzing merchandise line sales, total	5,372	11	...
Farm equipment, implements, machinery (new)	2,916	10	5,142
Farm equipment, implements, machinery (used)	343	8	3,556
Other farm supplies (allied lines)	456	7	3,856
Passenger cars (new)	...	...	...
Trucks (new)	[1]	3	(x)
Passenger cars (used)	...	...	...
Trucks (used)	...	...	...
Parts and accessories	302	6	2,610
Shop or service labor sales	162	6	3,690
Automobile trailers	...	...	...
Gasoline and lubricants	[1]	3	(x)
Other sales	1,193	...	...
Not analyzing merchandise line sales	...	...	...
Small single unit stores	95	4	...
	PITTSBURGH, PA.		
Large stores and multiunits—			
Analyzing merchandise line sales, total	3,134	21	...
Farm equipment, implements, machinery (new)	1,926	21	3,134
Farm equipment, implements, machinery (used)	219	13	2,248
Other farm supplies (allied lines)	337	11	1,976
Passenger cars (new)	[1]	1	(x)
Trucks (new)	...	...	...
Passenger cars (used)	[1]	2	(x)
Trucks (used)	[1]	1	(x)
Parts and accessories	209	9	1,646
Shop or service labor sales	105	11	1,967
Automobile trailers	...	...	...
Gasoline and lubricants	[1]	3	(x)
Other sales	338	...	...
Not analyzing merchandise line sales	167	1	...
Small single unit stores	1,593	25	...
	PORTLAND, OREG.		
Large stores and multiunits—			
Analyzing merchandise line sales, total	6,313	28	...
Farm equipment, implements, machinery (new)	4,737	28	6,313
Farm equipment, implements, machinery (used)	379	14	3,725
Other farm supplies (allied lines)	288	10	2,757
Passenger cars (new)	...	...	...
Trucks (new)	[1]	1	(x)
Passenger cars (used)	[1]	1	(x)
Trucks (used)	[1]	2	(x)
Parts and accessories	258	13	2,069
Shop or service labor sales	187	15	3,771
Automobile trailers	[1]	1	(x)
Gasoline and lubricants	42	6	2,352
Other sales	422	...	...
Not analyzing merchandise line sales	...	...	...
Small single unit stores	370	12	...
	READING, PA.		
Large stores and multiunits—			
Analyzing merchandise line sales, total	2,494	15	...
Farm equipment, implements, machinery (new)	1,700	15	2,494
Farm equipment, implements, machinery (used)	43	8	1,468
Other farm supplies (allied lines)	140	9	1,295
Passenger cars (new)	...	...	...
Trucks (new)	[1]	1	(x)
Passenger cars (used)	[1]	1	(x)
Trucks (used)	...	...	...
Parts and accessories	235	11	1,899
Shop or service labor sales	93	12	1,986
Automobile trailers	...	...	...
Gasoline and lubricants	19	6	1,343
Other sales	264	...	...
Not analyzing merchandise line sales	...	...	...
Small single unit stores	615	9	...

See footnotes at end of table.

Table 22E.—MERCHANDISE LINE SALES OF LARGE STORES AND MULTIUNITS—LUMBER, BUILDING, HARDWARE GROUP—KIND OF BUSINESS, FOR SELECTED STANDARD METROPOLITAN AREAS: 1948—Continued

[See text for explanatory material]

Kind of business and merchandise line	Merchandise line sales (Thousand dollars)	Stores reporting merchandise line: Number	Stores reporting merchandise line: Total sales (Thousand dollars)	Merchandise line sales (Thousand dollars)	Stores reporting merchandise line: Number	Stores reporting merchandise line: Total sales (Thousand dollars)	Merchandise line sales (Thousand dollars)	Stores reporting merchandise line: Number	Stores reporting merchandise line: Total sales (Thousand dollars)	Merchandise line sales (Thousand dollars)	Stores reporting merchandise line: Number	Stores reporting merchandise line: Total sales (Thousand dollars)	Merchandise line sales (Thousand dollars)	Stores reporting merchandise line: Number	Stores reporting merchandise line: Total sales (Thousand dollars)
FARM EQUIPMENT DEALERS	ROCHESTER, N.Y.			ST. LOUIS, MO.			SAN FRANCISCO-OAKLAND, CALIF.			SOUTH BEND, IND.			UTICA-ROME, N.Y.		
Large stores and multiunits															
Analyzing merchandise line sales, total	2,314	13	...	9,442	39	...	3,974	12	...	1,739	11	...	1,864	11	...
Farm equipment, implements, machinery (new)	1,709	13	2,314	5,534	34	9,442	2,385	12	3,974	1,030	11	1,739	1,027	11	1,864
Farm equipment, implements, machinery (used)	170	9	1,865	716	28	6,211	151	8	1,953	84	8	1,201	115	7	945
Other farm supplies (allied lines)	105	7	1,312	458	17	3,791	(1)	4	(x)	52	5	928	173	5	978
Passenger cars (new)	...	...	...	(1)	2	(x)	(1)	3	(x)	(1)	2	(x)	(1)	1	(x)
Trucks (new)	(1)	1	(x)	614	10	3,397	(1)	4	(x)	(1)	1	(x)	(1)	3	(x)
Passenger cars (used)	...	...	...	(1)	2	(x)	(1)	1	(x)	(1)	2	(x)	(1)	1	(x)
Trucks (used)	(1)	1	(x)	85	11	3,712	(1)	3	(x)	(1)	1	(x)	(1)	3	(x)
Parts and accessories	192	9	1,654	973	31	7,270	358	9	3,124	158	9	1,547	146	6	1,086
Shop or service labor sales	111	11	2,006	375	32	7,510	365	10	3,682	59	8	1,324	75	5	871
Automobile trailers	...	...	...	...	...	...	...	...	...	...	...	...	...	...	...
Gasoline and lubricants	(1)	2	(x)	86	16	3,942	(1)	3	(x)	(1)	3	(x)	(1)	2	(x)
Other sales	87	...	...	1,096	...	...	715	...	...	356	...	...	328	...	...
Not analyzing merchandise line sales	183	1	...	...	...	...	...	...	...	...	...	...	...	...	...
Small single unit stores	439	11	...	1,187	23	...	647	11	...	51	1	...	1,291	21	...
	WICHITA, KANS.			WILMINGTON, DEL.			YORK, PA.			YOUNGSTOWN, OHIO					
Large stores and multiunits—															
Analyzing merchandise line sales, total	2,582	14	...	1,573	10	...	3,326	12	...	2,374	18	...			
Farm equipment, implements, machinery (new)	1,600	13	2,579	769	9	1,508	1,589	12	3,326	1,582	17	2,286			
Farm equipment, implements, machinery (used)	100	8	1,718	80	6	1,102	417	11	2,918	98	12	1,694			
Other farm supplies (allied lines)	(1)	3	(x)	60	5	838	470	9	2,409	238	10	1,572			
Passenger cars (new)	(1)	1	(x)	(1)	1	(x)	(1)	2	(x)	(1)	1	(x)			
Trucks (new)	(1)	1	(x)	(1)	1	(x)	(1)	2	(x)	...	...	...			
Passenger cars (used)	(1)	1	(x)	(1)	1	(x)	(1)	2	(x)	...	...	...			
Trucks (used)	(1)	2	(x)	(1)	1	(x)	(1)	2	(x)	...	...	...			
Parts and accessories	522	12	2,210	114	6	1,308	390	8	2,151	184	11	1,595			
Shop or service labor sales	104	10	2,068	87	7	1,364	116	9	2,392	135	14	1,815			
Automobile trailers	...	...	...	...	...	...	...	...	...	(1)	1	(x)			
Gasoline and lubricants	(1)	2	(x)	(1)	3	(x)	26	5	1,439	6	5	771			
Other sales	256	...	...	463	...	...	318	...	...	131	...	...			
Not analyzing merchandise line sales	...	...	...	100	1	...	...	...	...	118	1	...			
Small single unit stores	250	7	...	275	4	...	467	13	...	1,306	29	...			

x Withheld to avoid disclosure.
1 Combined with "Other sales."
Note: See explanatory material for definitions of Standard Metropolitan Areas.

DRUG AND PROPRIETARY STORES

CONTENTS

Table		Page
23A	Merchandise Line Sales--Drug and Proprietary Stores--United States, by Kind of Business, 1948	23.02
23B	Merchandise Line Sales--Drug and Proprietary Stores--Kind of Business, by Geographic Division, 1948	23.02
23C	Merchandise Line Sales of Large Stores and Multiunits, and Small Store Sample--Drug and Proprietary Stores--Kind of Business, by Geographic Division, 1948	23.04
23D	Merchandise Line Sales of Large Stores and Multiunits--Drug and Proprietary Stores--Kind of Business, by State, 1948	23.07
23E	Merchandise Line Sales of Large Stores and Multiunits--Drug and Proprietary Stores--Kind of Business, for Selected Standard Metropolitan Areas, 1948	23.13
23F	Drug Stores--Prescription Sales in All Stores, Stores with Sales of $100,000 or More, and Multiunit Stores--United States and Geographic Divisions, 1948	23.19
23G	Drug Stores--Prescription Sales in Large Stores and Multiunits, and in Small Store Sample--United States and Geographic Divisions, 1948	23.20
23H	Drug Stores--Prescription Sales in Large Stores and Multiunits, by State, 1948	23.21
23J	Drug Stores--Number of Registered Pharmacists--United States and Geographic Divisions, 1948	23.24
23K	Drug Stores--Number of Registered Pharmacists in Large Stores and Multiunits, and in Small Store Sample--United States and Geographic Divisions, 1948	23.25
23L	Drug Stores--Number of Registered Pharmacists in Large Stores and Multiunits, by State, 1948	23.26
23M	Drug Stores--Number of Registered Pharmacists in Large Stores and Multiunits, by Selected Standard Metropolitan Area, 1948	23.29

INDEX TO KINDS OF BUSINESS

Kind of business	Table 23A	Table 23B	Table 23C	Table 23D	Table 23E
	Page	Page	Page	Page	Page
Drug stores, with fountain	23.02	23.02	23.04	23.07	23.13
Drug stores, other	23.02	23.03	23.04	23.09	23.16
Proprietary stores, with fountain	23.02	23.03	23.05	23.11	23.18
Proprietary stores, other	23.02	...	23.06	23.12	23.18

Table 23A.—MERCHANDISE LINE SALES—DRUG AND PROPRIETARY STORES—UNITED STATES, BY KIND OF BUSINESS: 1948

[Data based on sample. See text for description of sample and other explanatory material.]

Kind of business and merchandise line	Merchandise line sales: Amount (Thousand dollars) (1)	Merchandise line sales: Percent distribution (2)	Stores handling merchandise line: Number (3)	Stores handling merchandise line: Total sales (Thousand dollars) (4)	Col. 1 as per cent of col. 4 (5)
DRUG STORES, WITH FOUNTAIN					
Stores analyzing merchandise line sales, total	[illegible]	100.0	32,705	...	...
Prescriptions	[illegible]	13.4	32,705	[illegible]	[illegible]
Other drugs, toiletries, drug sundries	[illegible]	41.2	31,760	[illegible]	[illegible]
Liquors, wines, beer (packaged only)	[illegible]	[illegible]	[illegible]	[illegible]	[illegible]
Fountain and meals	526,070	18.8	[illegible]	[illegible]	[illegible]
Tobacco, newsstand, confectionery	456,534	16.3	27,041	[illegible]	[illegible]
Farm animal remedies	[illegible]	0.8	7,895	[illegible]	[illegible]
Other sales	[illegible]	[illegible]	...	...	...
Stores not analyzing merchandise line sales	62,809	...	921	...	...
DRUG STORES, OTHER					
Stores analyzing merchandise line sales, total	861,914	100.0	13,062	...	...
Prescriptions	[illegible]	23.4	13,062	861,914	23.4
Other drugs, toiletries, drug sundries	446,423	51.8	12,606	[illegible]	[illegible]
Liquors, wines, beer (packaged only)	46,709	5.4	1,751	210,008	[illegible]
Tobacco, newsstand, confectionery	[illegible]	[illegible]	[illegible]	588,137	[illegible]
Farm animal remedies	7,690	[illegible]	[illegible]	[illegible]	[illegible]
Other sales	45,969	[illegible]	...	...	...
Stores not analyzing merchandise line sales	18,823	...	250	...	...
PROPRIETARY STORES, WITH FOUNTAIN					
Stores analyzing merchandise line sales, total	213,450	100.0	[illegible]	...	...
Drugs, toiletries, drug sundries	[illegible]	[illegible]	5,890	213,450	42.8
Liquors, wines, beer (packaged only)	11,259	5.3	789	[illegible]	27.7
Fountain and meals	59,802	28.0	[illegible]	213,450	28.0
Tobacco, newsstand, confectionery	36,018	16.9	[illegible]	166,394	[illegible]
Farm animal remedies	1,824	0.8	[illegible]	[illegible]	[illegible]
Other sales	13,164	6.2	...	...	...
Stores not analyzing merchandise line sales	7,188	...	205	...	...
PROPRIETARY STORES, OTHER					
Stores analyzing merchandise line sales, total	75,767	100.0	[illegible]	...	...
Drugs, toiletries, drug sundries	49,022	[illegible]	[illegible]	75,767	64.7
Liquors, wines, beer (packaged only)	4,737	[illegible]	[illegible]	11,084	42.7
Tobacco, newsstand, confectionery	14,733	19.4	1,770	51,281	28.7
Farm animal remedies	765	1.0	620	9,544	8.0
Other sales	6,510	8.6	...	...	...
Stores not analyzing merchandise line sales	[illegible]	...	133	...	...

Table 23B.—MERCHANDISE LINE SALES—DRUG AND PROPRIETARY STORES—KIND OF BUSINESS, BY GEOGRAPHIC DIVISION: 1948

[Data based on sample. See text for description of sample and other explanatory material.]

DRUG STORES, WITH FOUNTAIN

Kind of business and merchandise line	Merchandise line sales: Amount (Thousand dollars) (1)	Merchandise line sales: Percent distribution (2)	Stores handling merchandise line: Number (3)	Stores handling merchandise line: Total sales (Thousand dollars) (4)	Col. 1 as per cent of col. 4 (5)
NEW ENGLAND					
Stores analyzing merchandise line sales, total	202,145	100.0	2,784	...	...
Prescriptions	31,893	15.8	2,784	202,145	15.8
Other drugs, toiletries, drug sundries	73,443	36.3	2,685	197,069	37.3
Liquors, wines, beer (packaged only)	13,147	6.5	1,023	79,644	16.5
Fountain and meals	38,136	18.9	2,784	202,145	18.9
Tobacco, newsstand, confectionery	34,922	17.3	2,405	179,560	19.4
Farm animal remedies	864	0.4	428	26,893	3.2
Other sales	9,740	4.8	...	...	...
Stores not analyzing merchandise line sales	11,864	...	180	...	...
MIDDLE ATLANTIC					
Stores analyzing merchandise line sales, total	397,262	100.0	5,757	...	...
Prescriptions	55,985	14.1	5,757	397,262	14.1
Other drugs, toiletries, drug sundries	174,951	44.0	5,566	389,258	44.9
Liquors, wines, beer (packaged only)	3,820	1.0	189	13,862	27.6
Fountain and meals	85,930	21.6	5,757	397,262	21.6
Tobacco, newsstand, confectionery	65,756	16.6	4,437	329,723	19.9
Farm animal remedies	785	0.2	520	32,875	2.4
Other sales	10,035	2.5	...	...	...
Stores not analyzing merchandise line sales	7,621	...	133	...	...
EAST NORTH CENTRAL					
Stores analyzing merchandise line sales, total	674,404	100.0	7,103	...	...
Prescriptions	58,554	8.7	7,103	674,404	8.7
Other drugs, toiletries, drug sundries	271,731	40.3	6,948	662,551	41.0
Liquors, wines, beer (packaged only)	67,500	10.0	2,521	319,994	21.1
Fountain and meals	118,654	17.6	7,103	674,404	17.6
Tobacco, newsstand, confectionery	134,288	19.9	6,304	617,240	21.8
Farm animal remedies	3,228	0.5	1,410	92,790	3.5
Other sales	20,449	3.0	...	...	...
Stores not analyzing merchandise line sales	9,171	...	119	...	...
WEST NORTH CENTRAL					
Stores analyzing merchandise line sales, total	302,938	100.0	3,905	...	...
Prescriptions	34,965	11.5	3,905	302,938	11.5
Other drugs, toiletries, drug sundries	122,259	40.4	3,818	296,923	41.2
Liquors, wines, beer (packaged only)	17,328	5.7	926	106,708	16.2
Fountain and meals	52,834	17.4	3,905	302,938	17.4
Tobacco, newsstand, confectionery	46,504	15.4	3,233	265,139	17.5
Farm animal remedies	6,242	2.1	1,654	94,121	6.6
Other sales	22,806	7.5	...	...	...
Stores not analyzing merchandise line sales	7,228	...	124	...	...
SOUTH ATLANTIC					
Stores analyzing merchandise line sales, total	397,361	100.0	4,197	...	...
Prescriptions	70,953	17.8	4,197	397,361	17.8
Other drugs, toiletries, drug sundries	151,403	38.1	3,983	384,543	39.4
Liquors, wines, beer (packaged only)	8,435	2.1	310	54,902	15.4
Fountain and meals	82,931	20.9	4,197	397,361	20.9
Tobacco, newsstand, confectionery	65,345	16.4	3,383	349,766	18.7
Farm animal remedies	2,013	0.5	945	64,270	3.1
Other sales	16,281	4.2	...	...	...
Stores not analyzing merchandise line sales	7,864	...	125	...	...
EAST SOUTH CENTRAL					
Stores analyzing merchandise line sales, total	159,163	100.0	1,978	...	...
Prescriptions	31,883	20.0	1,978	159,163	20.0
Other drugs, toiletries, drug sundries	62,945	39.6	1,934	155,354	40.5
Liquors, wines, beer (packaged only)	4,641	2.9	134	19,433	23.9
Fountain and meals	31,238	19.6	1,978	159,163	19.6
Tobacco, newsstand, confectionery	20,986	13.2	1,688	140,848	14.9
Farm animal remedies	1,891	1.2	737	46,745	4.0
Other sales	5,579	3.5	...	...	...
Stores not analyzing merchandise line sales	3,733	...	59	...	...
WEST SOUTH CENTRAL					
Stores analyzing merchandise line sales, total	273,866	100.0	3,443	...	...
Prescriptions	46,340	16.9	3,443	273,866	16.9
Other drugs, toiletries, drug sundries	116,147	42.4	3,360	268,459	43.3
Liquors, wines, beer (packaged only)	8,764	3.2	372	58,199	15.0
Fountain and meals	52,728	19.2	3,443	273,866	19.2
Tobacco, newsstand, confectionery	34,700	12.7	2,665	228,356	15.2
Farm animal remedies	3,949	1.5	1,418	81,587	4.8
Other sales	11,238	4.1	...	...	...
Stores not analyzing merchandise line sales	9,267	...	92	...	...
MOUNTAIN					
Stores analyzing merchandise line sales, total	121,721	100.0	1,313	...	...
Prescriptions	15,902	13.1	1,313	121,721	13.1
Other drugs, toiletries, drug sundries	51,052	41.9	1,281	119,784	42.6
Liquors, wines, beer (packaged only)	12,143	10.0	456	51,694	23.5
Fountain and meals	20,108	16.5	1,313	121,721	16.5
Tobacco, newsstand, confectionery	16,015	13.2	1,114	103,072	15.5
Farm animal remedies	2,089	1.7	568	39,804	5.2
Other sales	4,412	3.6	...	...	...
Stores not analyzing merchandise line sales	2,387	...	34	...	...
PACIFIC					
Stores analyzing merchandise line sales, total	265,493	100.0	2,225	...	...
Prescriptions	29,151	11.0	2,225	265,493	11.0
Other drugs, toiletries, drug sundries	125,970	47.4	2,185	261,843	48.1
Liquors, wines, beer (packaged only)	17,994	6.8	888	158,506	11.4
Fountain and meals	43,511	16.4	2,225	265,493	16.4
Tobacco, newsstand, confectionery	38,018	14.3	1,812	231,531	16.4
Farm animal remedies	795	0.3	215	29,517	2.7
Other sales	10,054	3.8	...	...	...
Stores not analyzing merchandise line sales	3,674	...	55	...	...

Table 23B.—MERCHANDISE LINE SALES—DRUG AND PROPRIETARY STORES—KIND OF BUSINESS, BY GEOGRAPHIC DIVISION*:1948—Continued

[Data based on sample. See text for description of sample and other explanatory material.]

Kind of business and merchandise line	Merchandise line sales		Stores handling merchandise line		Col. 1 as percent of col. 4	Merchandise line sales		Stores handling merchandise line		Col. 1 as percent of col. 4	Merchandise line sales		Stores handling merchandise line		Col. 1 as percent of col. 4
	Amount (Thousand dollars)	Percent distribution	Number	Total sales (Thousand dollars)		Amount (Thousand dollars)	Percent distribution	Number	Total sales (Thousand dollars)		Amount (Thousand dollars)	Percent distribution	Number	Total sales (Thousand dollars)	
	(1)	(2)	(3)	(4)	(5)	(1)	(2)	(3)	(4)	(5)	(1)	(2)	(3)	(4)	(5)
	MIDDLE ATLANTIC					EAST NORTH CENTRAL					WEST NORTH CENTRAL				
DRUG STORES, OTHER															
Stores analyzing merchandise line sales, total	267,580	100.0	5,009	...	...	164,790	100.0	2,223	...	...	64,331	100.0	1,004	...	...
Prescriptions	62,802	23.5	5,009	267,580	23.5	30,920	18.8	2,223	164,790	18.8	16,822	26.1	1,004	64,331	26.1
Other drugs, toiletries, drug sundries	151,933	56.8	4,920	262,584	57.9	81,116	49.2	2,086	156,942	51.7	29,288	45.5	957	60,866	48.1
Liquors, wines, beer (packaged only)	4,402	1.6	169	16,363	26.9	17,865	10.9	502	61,499	29.0	4,601	7.2	186	16,903	27.2
Tobacco, newsstand, confectionery	35,195	13.2	2,482	162,777	21.6	23,428	14.2	1,470	115,166	20.3	9,593	14.9	755	49,985	19.2
Farm animal remedies	564	0.2	282	17,472	3.2	1,555	0.9	507	29,494	5.3	1,513	2.4	450	22,948	6.6
Other sales	12,684	4.7	...	...	...	9,906	6.0	...	...	...	2,514	3.9	...	...	...
Stores not analyzing merchandise line sales	3,505	...	31	...	...	2,753	...	30	...	...	1,787	...	20	...	...
	SOUTH ATLANTIC					WEST SOUTH CENTRAL					MOUNTAIN				
Stores analyzing merchandise line sales, total	54,452	100.0	698	...	...	45,515	100.0	975	...	...	29,076	100.0	286	...	...
Prescriptions	15,290	28.1	698	54,452	28.1	15,506	34.1	975	45,515	34.1	5,833	20.1	286	29,076	20.1
Other drugs, toiletries, drug sundries	23,969	44.0	671	51,939	46.1	21,032	46.2	894	41,608	50.5	15,117	52.0	271	27,793	54.4
Liquors, wines, beer (packaged only)	2,505	4.6	78	11,075	22.6	1,006	2.2	34	3,554	28.3	1,803	6.2	49	8,544	21.1
Tobacco, newsstand, confectionery	8,745	16.0	475	40,215	21.7	3,770	8.3	496	25,228	14.9	4,522	15.5	183	20,512	22.0
Farm animal remedies	690	1.3	122	7,704	9.0	985	2.2	358	15,516	6.3	438	1.5	81	11,421	3.8
Other sales	3,253	6.0	...	...	...	3,216	7.0	...	...	...	1,363	4.7	...	...	...
Stores not analyzing merchandise line sales	627	...	23	...	...	4,435	...	84	...	...	1,958	...	27	...	...
	PACIFIC														
Stores analyzing merchandise line sales, total	181,952	100.0	1,958	...	...										
Prescriptions	37,948	20.9	1,958	181,952	20.9										
Other drugs, toiletries, drug sundries	99,021	54.4	1,904	177,490	55.8										
Liquors, wines, beer (packaged only)	12,772	7.0	623	83,430	15.3										
Tobacco, newsstand, confectionery	21,295	11.7	1,400	139,161	15.3										
Farm animal remedies	1,109	0.6	274	37,958	2.9										
Other sales	9,807	5.4	...	...	...										
Stores not analyzing merchandise line sales	2,212	...	17	...	...										
	EAST NORTH CENTRAL					SOUTH ATLANTIC									
PROPRIETARY STORES, WITH FOUNTAIN															
Stores analyzing merchandise line sales, total	46,607	100.0	1,049	...	...	37,756	100.0	1,126	...	...					
Drugs, toiletries, drug sundries	19,394	41.6	1,049	46,607	41.6	14,138	37.4	1,126	37,756	37.4					
Liquors, wines, beer (packaged only)	3,400	7.3	163	11,292	30.1	967	2.6	149	6,089	15.9					
Fountain and meals	11,507	24.7	1,049	46,607	24.7	13,122	34.8	1,126	37,756	34.8					
Tobacco, newsstand, confectionery	9,060	19.5	903	39,612	22.9	6,812	18.0	953	20,534	33.3					
Farm animal remedies	427	0.9	231	7,603	5.6	280	0.7	177	6,501	4.3					
Other sales	2,819	6.0	...	...	...	2,437	6.5	...	...	...					
Stores not analyzing merchandise line sales	1,994	...	41	...	...	410	...	10	...	...					

* Data not shown for those geographic divisions in which sampling variability was too high.

Table 23C.—MERCHANDISE LINE SALES OF LARGE STORES AND MULTIUNITS, AND SMALL STORE SAMPLE—DRUG AND PROPRIETARY STORES—KIND OF BUSINESS, BY GEOGRAPHIC DIVISION: 1948

[See text for explanatory material and description of sample data included]

Kind of business and merchandise line	Large stores and multiunits			Sample of small single unit stores			
	Merchandise line sales	Stores reporting merchandise line		Merchandise line sales		Stores reporting merchandise line	
		Number	Total sales	Amount	Percent distribution	Number	Total sales
	(Thousand dollars)		(Thousand dollars)	(Thousand dollars)			(Thousand dollars)
	(1)	(2)	(3)	(4)	(5)	(6)	(7)
DRUG STORES, WITH FOUNTAIN	UNITED STATES						
Stores analyzing merchandise line sales, total	1,697,903	10,055	...	110,745	100.0	2,265	...
Prescriptions	193,038	10,055	1,697,903	19,659	16.9	2,265	110,745
Other drugs, toiletries, drug sundries	686,941	9,350	1,442,914	47,308	41.9	2,191	107,287
Liquors, wines, beer (packaged only)	110,722	3,269	655,902	4,315	3.9	355	20,695
Fountain and meals	315,310	10,055	1,697,903	21,077	19.0	2,265	110,745
Tobacco, newsstand, confectionery	317,774	8,321	1,549,025	13,977	12.5	1,912	93,621
Farm animal remedies	5,938	1,425	190,032	1,587	1.4	647	31,857
Other sales	62,344	...	...	4,825	4.4	...	...
Stores not analyzing merchandise line sales	28,759	231	...	3,405	...	69	...
	MIDDLE ATLANTIC						
Stores analyzing merchandise line sales, total	220,202	1,507	...	17,706	100.0	425	...
Prescriptions	23,005	1,507	220,202	3,293	18.6	425	17,706
Other drugs, toiletries, drug sundries	95,431	1,436	213,413	7,952	44.9	408	17,084
Liquors, wines, beer (packaged only)	1,760	49	7,222	206	1.2	14	644
Fountain and meals	51,220	1,507	220,202	3,471	19.6	425	17,706
Tobacco, newsstand, confectionery	43,326	1,287	196,913	2,183	12.3	315	13,281
Farm animal remedies	365	120	13,745	42	0.3	40	1,913
Other sales	4,435	...	...	554	3.1	...	...
Stores not analyzing merchandise line sales	2,621	23	...	500	...	11	...
	WEST NORTH CENTRAL						
Stores analyzing merchandise line sales, total	160,178	905	...	14,276	100.0	300	...
Prescriptions	16,005	905	160,178	1,896	13.3	300	14,276
Other drugs, toiletries, drug sundries	61,599	888	158,133	6,069	42.5	293	13,879
Liquors, wines, beer (packaged only)	11,168	356	75,118	616	4.3	57	3,159
Fountain and meals	25,974	905	160,178	2,686	18.8	300	14,276
Tobacco, newsstand, confectionery	29,834	823	151,129	1,667	11.7	241	11,401
Farm animal remedies	1,172	224	28,441	507	3.5	143	6,568
Other sales	14,426	...	...	838	5.9	...	...
Stores not analyzing merchandise line sales	3,228	24	...	400	2.8	10	...
	EAST SOUTH CENTRAL						
Stores analyzing merchandise line sales, total	79,903	528	...	7,926	100.0	145	...
Prescriptions	14,163	528	79,903	1,772	22.4	145	7,926
Other drugs, toiletries, drug sundries	31,135	514	78,374	3,181	40.1	142	7,698
Liquors, wines, beer (packaged only)	3,431	84	15,993	121	1.5	5	344
Fountain and meals	15,648	528	79,903	1,559	19.7	145	7,926
Tobacco, newsstand, confectionery	12,107	442	71,268	888	11.2	124	6,958
Farm animal remedies	541	117	14,725	135	1.7	42	3,202
Other sales	2,899	...	...	270	3.4	...	...
Stores not analyzing merchandise line sales	1,113	9	...	257	...	5	...
	MOUNTAIN						
Stores analyzing merchandise line sales, total	77,551	433	...	4,417	100.0	83	...
Prescriptions	9,602	433	77,551	630	14.3	83	4,417
Other drugs, toiletries, drug sundries	33,282	471	78,064	1,777	40.2	81	4,372
Liquors, wines, beer (packaged only)	7,933	207	36,274	421	9.5	25	1,542
Fountain and meals	12,658	433	77,551	745	16.9	83	4,417
Tobacco, newsstand, confectionery	10,715	404	66,152	530	12.0	71	3,892
Farm animal remedies	579	138	17,034	151	3.4	43	2,277
Other sales	2,782	...	...	163	3.7	...	...
Stores not analyzing merchandise line sales	1,597	14	...	79	...	2	...
	PACIFIC						
Stores analyzing merchandise line sales, total	208,793	1,095	...	5,671	100.0	113	...
Prescriptions	21,201	1,045	208,733	795	14.0	113	5,671
Other drugs, toiletries, drug sundries	97,410	1,075	206,293	2,856	50.4	111	5,555
Liquors, wines, beer (packaged only)	15,624	608	143,296	237	4.2	28	1,521
Fountain and meals	34,461	1,095	208,733	905	16.0	113	5,671
Tobacco, newsstand, confectionery	31,808	922	136,411	621	10.9	99	4,512
Farm animal remedies	525	55	20,847	27	0.5	16	867
Other sales	7,754	...	...	230	4.0	...	...
Stores not analyzing merchandise line sales	2,744	25	...	93	...	3	...
DRUG STORES, OTHER	UNITED STATES						
Stores analyzing merchandise line sales, total	475,234	3,042	...	38,668	100.0	1,002	...
Prescriptions	97,560	3,042	475,234	10,400	26.9	1,002	38,668
Other drugs, toiletries, drug sundries	235,313	2,900	454,134	21,111	54.6	970	37,547
Liquors, wines, beer (packaged only)	35,439	801	157,328	1,120	2.9	98	4,091
Tobacco, newsstand, confectionery	77,473	2,122	353,097	3,609	9.3	516	23,901
Farm animal remedies	3,200	433	79,642	449	1.2	191	7,714
Other sales	26,199	...	...	1,477	3.8	...	...
Stores not analyzing merchandise line sales	10,653	90	...	817	...	16	...
	MIDDLE ATLANTIC						
Stores analyzing merchandise line sales, total	76,400	700	...	10,111	100.0	403	...
Prescriptions	20,652	700	116,400	4,249	42.0	403	17,111
Other drugs, toiletries, drug sundries	64,413	670	113,776	5,502	54.4	384	16,334
Liquors, wines, beer (packaged only)	2,262	43	9,403	211	2.1	12	506
Fountain and meals	26,400	700	116,400	1,906	18.8	403	17,111
Tobacco, newsstand, confectionery	316	62	29,559	27	0.3	24	1,020
Farm animal remedies	4,236	...	...	240	2.4	...	...
Other sales	1,000	21	...	11	...	1	...
	EAST NORTH CENTRAL						
Stores analyzing merchandise line sales, total	140,560	934	...	6,452	100.0	142	...
Prescriptions	18,014	934	140,560	1,491	23.2	142	6,025
Other drugs, toiletries, drug sundries	67,481	903	136,062	3,330	52.0	131	5,703
Liquors, wines, beer (packaged only)	3,447	260	36,752	249	3.7	20	1,292
Fountain and meals	24,560	934	140,560	714	11.07	142	6,150
Tobacco, newsstand, confectionery	316	62	29,559	27	0.4	24	1,020
Farm animal remedies	4,236	...	...	240	3.7	...	...
Other sales	1,000	21	...	11	...	1	...
	SOUTH ATLANTIC						
Stores analyzing merchandise line sales, total	140,560	934	...	6,452	100.0	142	...
Prescriptions	18,014	934	140,560	1,491	23.2	142	6,025
Other drugs, toiletries, drug sundries	67,481	903	136,062	3,330	52.0	131	5,703
Liquors, wines, beer (packaged only)	3,447	260	36,752	249	3.7	20	1,292
Fountain and meals	24,560	934	140,560	714	11.07	142	6,150
Tobacco, newsstand, confectionery	316	62	29,559	27	0.4	24	1,020
Farm animal remedies	4,236	...	...	240	3.7	...	...
Other sales	1,000	21	...	11	...	1	...

[1] Information is not shown because of small sample size or wide variability.

Table 23C.—MERCHANDISE LINE SALES OF LARGE STORES AND MULTIUNITS, AND SMALL STORE SAMPLE—DRUG AND PROPRIETARY STORES—KIND OF BUSINESS, BY GEOGRAPHIC DIVISION: 1948—Continued

[See text for explanatory material and description of sample data included]

Kind of business and merchandise line	Large stores and multiunits			Sample of small single unit stores				Large stores and multiunits			Sample of small single unit stores			
	Merchandise line sales (Thousand dollars) (1)	Stores reporting merchandise line: Number (2)	Stores reporting merchandise line: Total sales (Thousand dollars) (3)	Merchandise line sales: Amount (Thousand dollars) (4)	Merchandise line sales: Percent distribution (5)	Stores reporting merchandise line: Number (6)	Stores reporting merchandise line: Total sales (Thousand dollars) (7)	Merchandise line sales (Thousand dollars) (1)	Stores reporting merchandise line: Number (2)	Stores reporting merchandise line: Total sales (Thousand dollars) (3)	Merchandise line sales: Amount (Thousand dollars) (4)	Merchandise line sales: Percent distribution (5)	Stores reporting merchandise line: Number (6)	Stores reporting merchandise line: Total sales (Thousand dollars) (7)
	WEST NORTH CENTRAL							SOUTH ATLANTIC						
DRUG STORES, OTHER														
Stores analyzing merchandise line sales, total	37,111	234	...	2,722	100.0	77	...	33,652	188	...	2,080	100.0	51	...
Prescriptions	8,342	234	37,111	848	31.2	77	2,722	8,300	188	33,652	699	33.6	51	2,080
Other drugs, toiletries, drug sundries	17,358	217	34,746	1,193	43.8	74	2,612	14,659	171	31,339	931	44.8	50	2,060
Liquors, wines, beer (packaged only)	2,781	66	10,043	182	6.7	12	686	1,945	38	8,895	56	2.7	4	218
Tobacco, newsstand, confectionery	6,173	175	28,625	342	12.6	58	2,136	6,265	125	24,635	248	11.9	35	1,558
Farm animal remedies	653	90	11,538	86	3.1	36	1,141	100	22	2,614	59	2.8	10	509
Other sales	1,804	...	...	71	2.6	...	...	2,383	...	...	87	4.2	...	...
Stores not analyzing merchandise line sales	1,217	10	...	57	...	1	...	47	3	...	58	...	2	...
	EAST SOUTH CENTRAL							WEST SOUTH CENTRAL						
Stores analyzing merchandise line sales, total	13,932	96	...					24,445	195	...	2,107	100.0	78	...
Prescriptions	4,804	96	13,932					8,266	195	24,445	724	34.4	78	2,107
Other drugs, toiletries, drug sundries	5,421	91	12,396					10,762	174	21,508	1,027	48.7	72	2,010
Liquors, wines, beer (packaged only)	549	16	2,248	Information not shown because of high sampling variability.				866	24	3,034	14	0.7	1	52
Tobacco, newsstand, confectionery	2,165	65	8,924					2,650	116	15,058	112	5.3	38	1,017
Farm animal remedies	207	27	2,872					485	58	6,846	50	2.4	30	867
Other sales	786	...	...					1,416	...	...	180	8.5	...	...
Stores not analyzing merchandise line sales	573	6	...					1,255	14	...	318	...	7	...
	MOUNTAIN							PACIFIC						
Stores analyzing merchandise line sales, total	21,616	116	...	746	100.0	17	...	117,682	748	...	6,427	100.0	121	...
Prescriptions	3,873	116	21,616	196	26.3	17	746	24,818	748	117,682	1,313	20.4	121	6,427
Other drugs, toiletries, drug sundries	10,717	111	21,013	440	59.0	16	678	60,621	724	114,840	3,840	59.8	118	6,265
Liquors, wines, beer (packaged only)	1,653	39	7,844	15	2.0	1	70	9,652	313	62,920	312	4.9	31	2,051
Tobacco, newsstand, confectionery	3,962	83	17,002	56	7.5	10	351	15,705	540	92,471	559	8.7	86	4,669
Farm animal remedies	228	41	10,021	21	2.8	4	140	629	44	24,708	48	0.7	23	1,325
Other sales	1,183	...	...	18	2.4	...	...	6,257	...	...	355	5.5	...	...
Stores not analyzing merchandise line sales	1,038	7	...	92	...	2	...	2,212	17	...	...	...	...	...
	UNITED STATES							NEW ENGLAND						
PROPRIETARY STORES, WITH FOUNTAIN														
Stores analyzing merchandise line sales, total	54,110	630	...	15,934	100.0	526	...	3,034	34	...				
Drugs, toiletries, drug sundries	22,573	630	54,110	6,881	43.2	526	15,934	1,080	34	3,034				
Liquors, wines, beer (packaged only)	4,169	239	16,730	709	4.4	64	2,385	49	3	268				
Fountain and meals	13,382	630	54,110	4,642	29.1	526	15,934	755	34	3,034	Information not shown because of high sampling variability.			
Tobacco, newsstand, confectionery	10,588	500	44,891	2,543	16.0	408	12,409	1,015	31	2,849				
Farm animal remedies	184	63	3,202	164	1.0	109	3,266	(1)	2	(x)				
Other sales	3,214	...	...	995	6.3	...	...	135	...	...				
Stores not analyzing merchandise line sales	1,038	15	...	615	...	19	...	46	1	...				
	MIDDLE ATLANTIC							EAST NORTH CENTRAL						
Stores analyzing merchandise line sales, total	6,505	90	...					15,957	129	...	3,065	100.0	92	...
Drugs, toiletries, drug sundries	2,855	90	6,505					6,224	129	15,957	1,317	43.0	92	3,065
Liquors, wines, beer (packaged only)	(1)	1	(x)					1,410	43	6,072	199	6.5	12	522
Fountain and meals	1,573	90	6,505	Information not shown because of high sampling variability.				3,717	129	15,957	779	25.4	92	3,065
Tobacco, newsstand, confectionery	1,703	74	5,647					3,230	113	14,172	583	19.0	79	2,544
Farm animal remedies	2	7	536					17	11	463	41	1.3	22	714
Other sales	372	...	...					1,359	...	...	146	4.8	...	...
Stores not analyzing merchandise line sales	688	8	...					14	1	...	198	...	4	...
	WEST NORTH CENTRAL							SOUTH ATLANTIC						
Stores analyzing merchandise line sales, total	6,802	50	...					7,416	116	...	3,034	100.0	101	...
Drugs, toiletries, drug sundries	3,227	50	6,802					2,918	116	7,416	1,122	37.0	101	3,034
Liquors, wines, beer (packaged only)	625	14	2,175					237	19	1,519	73	2.4	13	457
Fountain and meals	1,378	50	6,802					2,432	116	7,416	1,069	35.2	101	3,034
Tobacco, newsstand, confectionery	1,027	38	5,553	Information not shown because of high sampling variability.				1,512	83	5,074	530	17.5	87	2,546
Farm animal remedies	48	9	721					60	7	331	22	0.7	17	617
Other sales	497	...	...					257	...	...	218	7.2	...	...
Stores not analyzing merchandise line sales	37	1	...					...	...	...	41	...	1	...
	EAST SOUTH CENTRAL							WEST SOUTH CENTRAL						
Stores analyzing merchandise line sales, total	2,827	50	...					7,245	101	...				
Drugs, toiletries, drug sundries	987	50	2,827					3,283	101	7,245				
Liquors, wines, beer (packaged only)	539	11	1,073					918	33	3,453				
Fountain and meals	744	50	2,827	Information not shown because of high sampling variability.				1,770	101	7,245	Information not shown because of high sampling variability.			
Tobacco, newsstand, confectionery	443	44	2,427					1,078	76	6,118				
Farm animal remedies	24	14	468					20	11	473				
Other sales	90	...	...					176	...	...				
Stores not analyzing merchandise line sales	49	1	...					122	2	...				

See footnotes at end of table.

RETAIL TRADE—MERCHANDISE LINE SALES

Table 23C.—MERCHANDISE LINE SALES OF LARGE STORES AND MULTIUNITS, AND SMALL STORE SAMPLE—DRUG AND PROPRIETARY STORES—KIND OF BUSINESS, BY GEOGRAPHIC DIVISION* 1948—Continued

[See text for explanatory material and description of sample data included]

Kind of business and merchandise line	Large stores and multiunits			Sample of small single unit stores				Large stores and multiunits			Sample of small single unit stores			
	Merchandise line sales	Stores reporting merchandise line		Merchandise line sales		Stores reporting merchandise line		Merchandise line sales	Stores reporting merchandise line		Merchandise line sales		Stores reporting merchandise line	
	Thousand dollars	Number	Total sales (Thousand dollars)	Amount (Thousand dollars)	Percent distribution	Number	Total sales (Thousand dollars)	Thousand dollars	Number	Total sales (Thousand dollars)	Amount (Thousand dollars)	Percent distribution	Number	Total sales (Thousand dollars)
	(1)	(2)	(3)	(4)	(5)	(6)	(7)	(1)	(2)	(3)	(4)	(5)	(6)	(7)
	MOUNTAIN							PACIFIC						
PROPRIETARY STORES, WITH FOUNTAIN														
[illegible]	[illegible]	[illegible]	[illegible]					[illegible]	[illegible]	[illegible]				
[illegible]	[illegible]	[illegible]	[illegible]					[illegible]	[illegible]	[illegible]				
[illegible]	[illegible]	[illegible]	[illegible]					[illegible]	[illegible]	[illegible]				
[illegible]	[illegible]	[illegible]	[illegible]					[illegible]	[illegible]	[illegible]				
[illegible]	[illegible]	[illegible]	[illegible]					[illegible]	[illegible]	[illegible]				
[illegible]	[illegible]	[illegible]	[illegible]					[illegible]	[illegible]	[illegible]				
[illegible]	[illegible]	[illegible]	[illegible]					[illegible]	[illegible]	[illegible]				
[illegible]	[illegible]	[illegible]	[illegible]					[illegible]	[illegible]	[illegible]				
	WEST NORTH CENTRAL							NEW ENGLAND						
PROPRIETARY STORES, OTHER														
[illegible]	[illegible]	[illegible]	[illegible]					[illegible]	[illegible]	[illegible]				
[illegible]	[illegible]	[illegible]	[illegible]					[illegible]	[illegible]	[illegible]				
[illegible]	[illegible]	[illegible]	[illegible]					[illegible]	[illegible]	[illegible]				
[illegible]	[illegible]	[illegible]	[illegible]					[illegible]	[illegible]	[illegible]				
[illegible]	[illegible]	[illegible]	[illegible]					[illegible]	[illegible]	[illegible]				
[illegible]	[illegible]	[illegible]	[illegible]					[illegible]	[illegible]	[illegible]				
[illegible]	[illegible]	[illegible]	[illegible]					[illegible]	[illegible]	[illegible]				
[illegible]	[illegible]	[illegible]	[illegible]					[illegible]	[illegible]	[illegible]				
	MIDDLE ATLANTIC							EAST NORTH CENTRAL						
[illegible]	[illegible]	[illegible]	[illegible]					[illegible]	[illegible]	[illegible]				
[illegible]	[illegible]	[illegible]	[illegible]					[illegible]	[illegible]	[illegible]				
[illegible]	[illegible]	[illegible]	[illegible]					[illegible]	[illegible]	[illegible]				
[illegible]	[illegible]	[illegible]	[illegible]					[illegible]	[illegible]	[illegible]				
[illegible]	[illegible]	[illegible]	[illegible]					[illegible]	[illegible]	[illegible]				
[illegible]	[illegible]	[illegible]	[illegible]					[illegible]	[illegible]	[illegible]				
[illegible]	[illegible]	[illegible]	[illegible]					[illegible]	[illegible]	[illegible]				
[illegible]	[illegible]	[illegible]	[illegible]					[illegible]	[illegible]	[illegible]				
	EAST NORTH CENTRAL							SOUTH ATLANTIC						
[illegible]	[illegible]	[illegible]	[illegible]					[illegible]	[illegible]	[illegible]				
[illegible]	[illegible]	[illegible]	[illegible]					[illegible]	[illegible]	[illegible]				
[illegible]	[illegible]	[illegible]	[illegible]					[illegible]	[illegible]	[illegible]				
[illegible]	[illegible]	[illegible]	[illegible]					[illegible]	[illegible]	[illegible]				
[illegible]	[illegible]	[illegible]	[illegible]					[illegible]	[illegible]	[illegible]				
[illegible]	[illegible]	[illegible]	[illegible]					[illegible]	[illegible]	[illegible]				
[illegible]	[illegible]	[illegible]	[illegible]					[illegible]	[illegible]	[illegible]				
[illegible]	[illegible]	[illegible]	[illegible]					[illegible]	[illegible]	[illegible]				
	WEST SOUTH CENTRAL													
[illegible]	[illegible]	[illegible]	[illegible]											
[illegible]	[illegible]	[illegible]	[illegible]											
[illegible]	[illegible]	[illegible]	[illegible]											
[illegible]	[illegible]	[illegible]	[illegible]											
[illegible]	[illegible]	[illegible]	[illegible]											
[illegible]	[illegible]	[illegible]	[illegible]											
[illegible]	[illegible]	[illegible]	[illegible]											
[illegible]	[illegible]	[illegible]	[illegible]											

Table 23D.—MERCHANDISE LINE SALES OF LARGE STORES AND MULTIUNITS—DRUG AND PROPRIETARY STORES—KIND OF BUSINESS, BY STATE: 1948

(See text for explanatory material)

Kind of business and merchandise line	Merchandise line sales	Stores reporting merchandise line	
		Number	Total sales
	Thousand dollars		Thousand dollars
DRUG STORES, WITH FOUNTAIN			
Large stores and multiunits —			
Analyzing merchandise line sales, total			
Prescriptions			
Other drugs, toiletries, drug sundries			
Liquors, wines, beer (packaged only)			
Fountain and meals			
Tobacco, newsstand, confectionery			
Farm animal remedies			
Other sales			
Not analyzing merchandise line sales			
Small single unit stores			
Large stores and multiunits			
Analyzing merchandise line sales, total			
Prescriptions			
Other drugs, toiletries, drug sundries			
Liquors, wines, beer (packaged only)			
Fountain and meals			
Tobacco, newsstand, confectionery			
Farm animal remedies			
Other sales			
Not analyzing merchandise line sales			
Small single unit stores			
Large stores and multiunits			
Analyzing merchandise line sales, total			
Prescriptions			
Other drugs, toiletries, drug sundries			
Liquors, wines, beer (packaged only)			
Fountain and meals			
Tobacco, newsstand, confectionery			
Farm animal remedies			
Other sales			
Not analyzing merchandise line sales			
Small single unit stores			
Large stores and multiunits			
Analyzing merchandise line sales, total			
Prescriptions			
Other drugs, toiletries, drug sundries			
Liquors, wines, beer (packaged only)			
Fountain and meals			
Tobacco, newsstand, confectionery			
Farm animal remedies			
Other sales			
Not analyzing merchandise line sales			
Small single unit stores			
Large stores and multiunits			
Analyzing merchandise line sales, total			
Prescriptions			
Other drugs, toiletries, drug sundries			
Liquors, wines, beer (packaged only)			
Fountain and meals			
Tobacco, newsstand, confectionery			
Farm animal remedies			
Other sales			
Not analyzing merchandise line sales			
Small single unit stores			
Large stores and multiunits			
Analyzing merchandise line sales, total			
Prescriptions			
Other drugs, toiletries, drug sundries			
Liquors, wines, beer (packaged only)			
Fountain and meals			
Tobacco, newsstand, confectionery			
Farm animal remedies			
Other sales			
Not analyzing merchandise line sales			
Small single unit stores			
Large stores and multiunits			
Analyzing merchandise line sales, total			
Prescriptions			
Other drugs, toiletries, drug sundries			
Liquors, wines, beer (packaged only)			
Fountain and meals			
Tobacco, newsstand, confectionery			
Farm animal remedies			
Other sales			
Not analyzing merchandise line sales			
Small single unit stores			

Kind of business and merchandise line	Merchandise line sales	Stores reporting merchandise line	
		Number	Total sales
	Thousand dollars		Thousand dollars
Large stores and multiunits			
Analyzing merchandise line sales, total			
Prescriptions			
Other drugs, toiletries, drug sundries			
Liquors, wines, beer (packaged only)			
Fountain and meals			
Tobacco, newsstand, confectionery			
Farm animal remedies			
Other sales			
Not analyzing merchandise line sales			
Small single unit stores			
Large stores and multiunits			
Analyzing merchandise line sales, total			
Prescriptions			
Other drugs, toiletries, drug sundries			
Liquors, wines, beer (packaged only)			
Fountain and meals			
Tobacco, newsstand, confectionery			
Farm animal remedies			
Other sales			
Not analyzing merchandise line sales			
Small single unit stores			
Large stores and multiunits			
Analyzing merchandise line sales, total			
Prescriptions			
Other drugs, toiletries, drug sundries			
Liquors, wines, beer (packaged only)			
Fountain and meals			
Tobacco, newsstand, confectionery			
Farm animal remedies			
Other sales			
Not analyzing merchandise line sales			
Small single unit stores			
Large stores and multiunits			
Analyzing merchandise line sales, total			
Prescriptions			
Other drugs, toiletries, drug sundries			
Liquors, wines, beer (packaged only)			
Fountain and meals			
Tobacco, newsstand, confectionery			
Farm animal remedies			
Other sales			
Not analyzing merchandise line sales			
Small single unit stores			
Large stores and multiunits			
Analyzing merchandise line sales, total			
Prescriptions			
Other drugs, toiletries, drug sundries			
Liquors, wines, beer (packaged only)			
Fountain and meals			
Tobacco, newsstand, confectionery			
Farm animal remedies			
Other sales			
Not analyzing merchandise line sales			
Small single unit stores			
Large stores and multiunits			
Analyzing merchandise line sales, total			
Prescriptions			
Other drugs, toiletries, drug sundries			
Liquors, wines, beer (packaged only)			
Fountain and meals			
Tobacco, newsstand, confectionery			
Farm animal remedies			
Other sales			
Not analyzing merchandise line sales			
Small single unit stores			
Large stores and multiunits			
Analyzing merchandise line sales, total			
Prescriptions			
Other drugs, toiletries, drug sundries			
Liquors, wines, beer (packaged only)			
Fountain and meals			
Tobacco, newsstand, confectionery			
Farm animal remedies			
Other sales			
Not analyzing merchandise line sales			
Small single unit stores			

Kind of business and merchandise line	Merchandise line sales	Stores reporting merchandise line	
		Number	Total sales
	Thousand dollars		Thousand dollars
Large stores and multiunits			
Analyzing merchandise line sales, total			
Prescriptions			
Other drugs, toiletries, drug sundries			
Liquors, wines, beer (packaged only)			
Fountain and meals			
Tobacco, newsstand, confectionery			
Farm animal remedies			
Other sales			
Not analyzing merchandise line sales			
Small single unit stores			
Large stores and multiunits			
Analyzing merchandise line sales, total			
Prescriptions			
Other drugs, toiletries, drug sundries			
Liquors, wines, beer (packaged only)			
Fountain and meals			
Tobacco, newsstand, confectionery			
Farm animal remedies			
Other sales			
Not analyzing merchandise line sales			
Small single unit stores			
Large stores and multiunits			
Analyzing merchandise line sales, total			
Prescriptions			
Other drugs, toiletries, drug sundries			
Liquors, wines, beer (packaged only)			
Fountain and meals			
Tobacco, newsstand, confectionery			
Farm animal remedies			
Other sales			
Not analyzing merchandise line sales			
Small single unit stores			
Large stores and multiunits			
Analyzing merchandise line sales, total			
Prescriptions			
Other drugs, toiletries, drug sundries			
Liquors, wines, beer (packaged only)			
Fountain and meals			
Tobacco, newsstand, confectionery			
Farm animal remedies			
Other sales			
Not analyzing merchandise line sales			
Small single unit stores			
Large stores and multiunits			
Analyzing merchandise line sales, total			
Prescriptions			
Other drugs, toiletries, drug sundries			
Liquors, wines, beer (packaged only)			
Fountain and meals			
Tobacco, newsstand, confectionery			
Farm animal remedies			
Other sales			
Not analyzing merchandise line sales			
Small single unit stores			
Large stores and multiunits			
Analyzing merchandise line sales, total			
Prescriptions			
Other drugs, toiletries, drug sundries			
Liquors, wines, beer (packaged only)			
Fountain and meals			
Tobacco, newsstand, confectionery			
Farm animal remedies			
Other sales			
Not analyzing merchandise line sales			
Small single unit stores			

Kind of business and merchandise line	Merchandise line sales	Stores reporting merchandise line	
		Number	Total sales
	Thousand dollars		Thousand dollars
Large stores and multiunits			
Analyzing merchandise line sales, total			
Prescriptions			
Other drugs, toiletries, drug sundries			
Liquors, wines, beer (packaged only)			
Fountain and meals			
Tobacco, newsstand, confectionery			
Farm animal remedies			
Other sales			
Not analyzing merchandise line sales			
Small single unit stores			
Large stores and multiunits			
Analyzing merchandise line sales, total			
Prescriptions			
Other drugs, toiletries, drug sundries			
Liquors, wines, beer (packaged only)			
Fountain and meals			
Tobacco, newsstand, confectionery			
Farm animal remedies			
Other sales			
Not analyzing merchandise line sales			
Small single unit stores			
Large stores and multiunits			
Analyzing merchandise line sales, total			
Prescriptions			
Other drugs, toiletries, drug sundries			
Liquors, wines, beer (packaged only)			
Fountain and meals			
Tobacco, newsstand, confectionery			
Farm animal remedies			
Other sales			
Not analyzing merchandise line sales			
Small single unit stores			
Large stores and multiunits			
Analyzing merchandise line sales, total			
Prescriptions			
Other drugs, toiletries, drug sundries			
Liquors, wines, beer (packaged only)			
Fountain and meals			
Tobacco, newsstand, confectionery			
Farm animal remedies			
Other sales			
Not analyzing merchandise line sales			
Small single unit stores			
Large stores and multiunits			
Analyzing merchandise line sales, total			
Prescriptions			
Other drugs, toiletries, drug sundries			
Liquors, wines, beer (packaged only)			
Fountain and meals			
Tobacco, newsstand, confectionery			
Farm animal remedies			
Other sales			
Not analyzing merchandise line sales			
Small single unit stores			
Large stores and multiunits			
Analyzing merchandise line sales, total			
Prescriptions			
Other drugs, toiletries, drug sundries			
Liquors, wines, beer (packaged only)			
Fountain and meals			
Tobacco, newsstand, confectionery			
Farm animal remedies			
Other sales			
Not analyzing merchandise line sales			
Small single unit stores			

Kind of business and merchandise line	Merchandise line sales	Stores reporting merchandise line	
		Number	Total sales
	Thousand dollars		Thousand dollars
Large stores and multiunits			
Analyzing merchandise line sales, total			
Prescriptions			
Other drugs, toiletries, drug sundries			
Liquors, wines, beer (packaged only)			
Fountain and meals			
Tobacco, newsstand, confectionery			
Farm animal remedies			
Other sales			
Not analyzing merchandise line sales			
Small single unit stores			
Large stores and multiunits			
Analyzing merchandise line sales, total			
Prescriptions			
Other drugs, toiletries, drug sundries			
Liquors, wines, beer (packaged only)			
Fountain and meals			
Tobacco, newsstand, confectionery			
Farm animal remedies			
Other sales			
Not analyzing merchandise line sales			
Small single unit stores			
Large stores and multiunits			
Analyzing merchandise line sales, total			
Prescriptions			
Other drugs, toiletries, drug sundries			
Liquors, wines, beer (packaged only)			
Fountain and meals			
Tobacco, newsstand, confectionery			
Farm animal remedies			
Other sales			
Not analyzing merchandise line sales			
Small single unit stores			
Large stores and multiunits			
Analyzing merchandise line sales, total			
Prescriptions			
Other drugs, toiletries, drug sundries			
Liquors, wines, beer (packaged only)			
Fountain and meals			
Tobacco, newsstand, confectionery			
Farm animal remedies			
Other sales			
Not analyzing merchandise line sales			
Small single unit stores			
Large stores and multiunits			
Analyzing merchandise line sales, total			
Prescriptions			
Other drugs, toiletries, drug sundries			
Liquors, wines, beer (packaged only)			
Fountain and meals			
Tobacco, newsstand, confectionery			
Farm animal remedies			
Other sales			
Not analyzing merchandise line sales			
Small single unit stores			
Large stores and multiunits			
Analyzing merchandise line sales, total			
Prescriptions			
Other drugs, toiletries, drug sundries			
Liquors, wines, beer (packaged only)			
Fountain and meals			
Tobacco, newsstand, confectionery			
Farm animal remedies			
Other sales			
Not analyzing merchandise line sales			
Small single unit stores			

Kind of business and merchandise line	Merchandise line sales	Stores reporting merchandise line	
		Number	Total sales
	Thousand dollars		Thousand dollars
Large stores and multiunits			
Analyzing merchandise line sales, total			
Prescriptions			
Other drugs, toiletries, drug sundries			
Liquors, wines, beer (packaged only)			
Fountain and meals			
Tobacco, newsstand, confectionery			
Farm animal remedies			
Other sales			
Not analyzing merchandise line sales			
Small single unit stores			
Large stores and multiunits			
Analyzing merchandise line sales, total			
Prescriptions			
Other drugs, toiletries, drug sundries			
Liquors, wines, beer (packaged only)			
Fountain and meals			
Tobacco, newsstand, confectionery			
Farm animal remedies			
Other sales			
Not analyzing merchandise line sales			
Small single unit stores			
Large stores and multiunits			
Analyzing merchandise line sales, total			
Prescriptions			
Other drugs, toiletries, drug sundries			
Liquors, wines, beer (packaged only)			
Fountain and meals			
Tobacco, newsstand, confectionery			
Farm animal remedies			
Other sales			
Not analyzing merchandise line sales			
Small single unit stores			
Large stores and multiunits			
Analyzing merchandise line sales, total			
Prescriptions			
Other drugs, toiletries, drug sundries			
Liquors, wines, beer (packaged only)			
Fountain and meals			
Tobacco, newsstand, confectionery			
Farm animal remedies			
Other sales			
Not analyzing merchandise line sales			
Small single unit stores			
Large stores and multiunits			
Analyzing merchandise line sales, total			
Prescriptions			
Other drugs, toiletries, drug sundries			
Liquors, wines, beer (packaged only)			
Fountain and meals			
Tobacco, newsstand, confectionery			
Farm animal remedies			
Other sales			
Not analyzing merchandise line sales			
Small single unit stores			
Large stores and multiunits			
Analyzing merchandise line sales, total			
Prescriptions			
Other drugs, toiletries, drug sundries			
Liquors, wines, beer (packaged only)			
Fountain and meals			
Tobacco, newsstand, confectionery			
Farm animal remedies			
Other sales			
Not analyzing merchandise line sales			
Small single unit stores			

Table 23D.—MERCHANDISE LINE SALES OF LARGE STORES AND MULTIUNITS—DRUG AND PROPRIETARY STORES—KIND OF BUSINESS, BY STATE: 1948—Continued

[See text for explanatory material]

Kind of business and merchandise line	Merchandise line sales (Thousand dollars)	Stores reporting merchandise line: Number	Stores reporting merchandise line: Total sales (Thousand dollars)
DRUG STORES, WITH FOUNTAIN	NEW YORK		
Large stores and multiunits			
Analyzing merchandise line sales, total	116,[illegible]	824	...
Prescriptions	[illegible]	8[illegible]	11[illegible]
Other drugs, toiletries, drug sundries	[illegible]	813	115,807
Liquors, wines, beer (packaged only)	[illegible]	13	1,328
Fountain and meals	32,264	824	116,628
Tobacco, newsstand, confectionery	19,707	665	100,197
Farm animal remedies	200	40	4,538
Other sales	9[illegible]	...	...
Not analyzing merchandise line sales	786	9	...
Small single unit stores	64,263	1,515	...
	NORTH CAROLINA		
Large stores and multiunits			
Analyzing merchandise line sales, total	28,491	180	...
Prescriptions	6,960	180	28,491
Other drugs, toiletries, drug sundries	10,858	170	25,307
Liquors, wines, beer (packaged only)	1,[illegible]3	9	1,878
Fountain and meals	5,110	180	28,491
Tobacco, newsstand, confectionery	[illegible], 45	144	23,343
Farm animal remedies	120	45	6,[illegible]
Other sales	1,285	...	...
Not analyzing merchandise line sales	233	2	...
Small single unit stores	27,339	573	...
	NORTH DAKOTA		
Large stores and multiunits			
Analyzing merchandise line sales, total	3,821	23	...
Prescriptions	821	23	3,821
Other drugs, toiletries, drug sundries	1,573	20	3,360
Liquors, wines, beer (packaged only)	(1)	3	(x)
Fountain and meals	520	23	3,821
Tobacco, newsstand, confectionery	387	18	2,748
Farm animal remedies	82	14	2,569
Other sales	635	...	...
Not analyzing merchandise line sales	...	...	...
Small single unit stores	4,501	92	...
	OHIO		
Large stores and multiunits			
Analyzing merchandise line sales, total	48,793	613	...
Prescriptions	6,616	613	98,793
Other drugs, toiletries, drug sundries	39,545	602	97,[illegible]7
Liquors, wines, beer (packaged only)	1,[illegible]34	274	4[illegible],050
Fountain and meals	17,[illegible]3	613	98,793
Tobacco, newsstand, confectionery	28,[illegible]3	589	95,040
Farm animal remedies	[illegible]58	70	[illegible],486
Other sales	4,384	...	...
Not analyzing merchandise line sales	864	7	...
Small single unit stores	16,874	1,116	...
	OKLAHOMA		
Large stores and multiunits			
Analyzing merchandise line sales, total	22,73[illegible]	191	...
Prescriptions	2,65[illegible]	191	22,735
Other drugs, toiletries, drug sundries	9,[illegible]44	151	22,73[illegible]
Liquors, wines, beer (packaged only)	146	14	1,342
Fountain and meals	4,738	191	22,735
Tobacco, newsstand, confectionery	3,834	143	21,280
Farm animal remedies	192	41	4,698
Other sales	1,324	...	...
Not analyzing merchandise line sales	60	2	...
Small single unit stores	26,692	618	...
	OREGON		
Large stores and multiunits			
Analyzing merchandise line sales, total	8,595	70	...
Prescriptions	1,180	70	8,595
Other drugs, toiletries, drug sundries	4,126	66	8,271
Liquors, wines, beer (packaged only)	84	5	615
Fountain and meals	1,653	70	8,595
Tobacco, newsstand, confectionery	1,001	57	7,377
Farm animal remedies	83	19	2,398
Other sales	468	...	...
Not analyzing merchandise line sales	27	2	...
Small single unit stores	8,209	142	...
	PENNSYLVANIA		
Large stores and multiunits			
Analyzing merchandise line sales, total	72,780	469	...
Prescriptions	7,3[illegible]	469	72,780
Other drugs, toiletries, drug sundries	30,807	461	72,100
Liquors, wines, beer (packaged only)	(1)	3	(x)
Fountain and meals	13,815	469	72,780
Tobacco, newsstand, confectionery	17,802	430	68,043
Farm animal remedies	160	68	8,619
Other sales	2,828	...	...
Not analyzing merchandise line sales	1,146	10	...
Small single unit stores	83,388	2,030	...
	RHODE ISLAND		
Large stores and multiunits			
Analyzing merchandise line sales, total	9,391	58	...
Prescriptions	1,209	58	9,391
Other drugs, toiletries, drug sundries	3,489	57	9,326
Liquors, wines, beer (packaged only)	869	37	6,786
Fountain and meals	1,707	58	9,391
Tobacco, newsstand, confectionery	1,748	55	9,020
Farm animal remedies	(1)	4	(x)
Other sales	319	...	...
Not analyzing merchandise line sales	991	8	...
Small single unit stores	9,192	197	...
	SOUTH CAROLINA		
Large stores and multiunits			
Analyzing merchandise line sales, total	12,444	85	...
Prescriptions	2,422	85	12,444
Other drugs, toiletries, drug sundries	5,043	80	11,855
Liquors, wines, beer (packaged only)	(1)	4	(x)
Fountain and meals	2,352	85	12,[illegible]4
Tobacco, newsstand, confectionery	2,002	74	11,182
Farm animal remedies	25	16	1,767
Other sales	554	...	...
Not analyzing merchandise line sales	892	8	...
Small single unit stores	16,750	367	...
	SOUTH DAKOTA		
Large stores and multiunits			
Analyzing merchandise line sales, total	4,113	35	...
Prescriptions	529	35	4,113
Other drugs, toiletries, drug sundries	1,746	34	3,989
Liquors, wines, beer (packaged only)	298	14	2,042
Fountain and meals	572	35	4,113
Tobacco, newsstand, confectionery	482	27	3,485
Farm animal remedies	144	24	2,730
Other sales	342	...	...
Not analyzing merchandise line sales	512	4	...
Small single unit stores	5,931	130	...
	TENNESSEE		
Large stores and multiunits			
Analyzing merchandise line sales, total	26,675	181	...
Prescriptions	5,202	181	26,675
Other drugs, toiletries, drug sundries	10,448	177	26,354
Liquors, wines, beer (packaged only)	147	15	1,085
Fountain and meals	5,593	181	26,675
Tobacco, newsstand, confectionery	4,339	164	24,666
Farm animal remedies	221	44	5,695
Other sales	725	...	...
Not analyzing merchandise line sales	...	...	...
Small single unit stores	24,620	519	...
	TEXAS		
Large stores and multiunits			
Analyzing merchandise line sales, total	101,101	618	...
Prescriptions	16,430	618	101,101
Other drugs, toiletries, drug sundries	42,409	598	98,518
Liquors, wines, beer (packaged only)	3,695	125	25,904
Fountain and meals	18,476	618	101,101
Tobacco, newsstand, confectionery	15,622	541	91,149
Farm animal remedies	691	158	20,052
Other sales	3,778	...	...
Not analyzing merchandise line sales	4,582	28	...
Small single unit stores	56,721	1,280	...
	UTAH		
Large stores and multiunits			
Analyzing merchandise line sales, total	8,226	59	...
Prescriptions	1,070	59	8,226
Other drugs, toiletries, drug sundries	3,[illegible]8	58	8,146
Liquors, wines, beer (packaged only)	71	6	588
Fountain and meals	1,728	59	8,226
Tobacco, newsstand, confectionery	1,402	51	7,513
Farm animal remedies	79	16	1,637
Other sales	208	...	...
Not analyzing merchandise line sales	160	2	...
Small single unit stores	4,31[illegible]	93	...
	VIRGINIA		
Large stores and multiunits			
Analyzing merchandise line sales, total	43,885	248	...
Prescriptions	6,826	248	43,885
Other drugs, toiletries, drug sundries	17,268	241	42,871
Liquors, wines, beer (packaged only)	602	52	9,041
Fountain and meals	8,472	248	43,885
Tobacco, newsstand, confectionery	9,460	222	40,869
Farm animal remedies	183	47	5,327
Other sales	1,074	...	...
Not analyzing merchandise line sales	...	...	...
Small single unit stores	16,890	342	...
	WASHINGTON		
Large stores and multiunits			
Analyzing merchandise line sales, total	20,422	128	...
Prescriptions	2,864	128	20,422
Other drugs, toiletries, drug sundries	10,059	127	20,320
Liquors, wines, beer (packaged only)	(1)	4	(x)
Fountain and meals	3,595	128	20,422
Tobacco, newsstand, confectionery	3,008	105	17,803
Farm animal remedies	76	27	3,442
Other sales	820	...	...
Not analyzing merchandise line sales	534	4	...
Small single unit stores	13,180	284	...
	WEST VIRGINIA		
Large stores and multiunits			
Analyzing merchandise line sales, total	12,402	86	...
Prescriptions	2,278	86	12,402
Other drugs, toiletries, drug sundries	5,521	84	12,208
Liquors, wines, beer (packaged only)	(1)	2	(x)
Fountain and meals	2,250	86	12,402
Tobacco, newsstand, confectionery	1,845	75	11,290
Farm animal remedies	81	21	2,117
Other sales	427	...	...
Not analyzing merchandise line sales	38	1	...
Small single unit stores	10,386	217	...
	WISCONSIN		
Large stores and multiunits			
Analyzing merchandise line sales, total	29,257	187	...
Prescriptions	2,857	187	29,257
Other drugs, toiletries, drug sundries	11,490	185	29,041
Liquors, wines, beer (packaged only)	1,495	119	17,545
Fountain and meals	6,160	187	29,257
Tobacco, newsstand, confectionery	6,145	178	27,912
Farm animal remedies	258	53	6,536
Other sales	852	...	...
Not analyzing merchandise line sales	1,736	14	...
Small single unit stores	33,665	470	...
	WYOMING		
Large stores and multiunits			
Analyzing merchandise line sales, total	5,748	39	...
Prescriptions	546	39	5,748
Other drugs, toiletries, drug sundries	2,925	38	5,69[illegible]
Liquors, wines, beer (packaged only)	188	[illegible]	1,171
Fountain and meals	926	39	5,748
Tobacco, newsstand, confectionery	628	35	5,231
Farm animal remedies	94	24	3,044
Other sales	441	...	...
Not analyzing merchandise line sales	144	1	...
Small single unit stores	2,115	89	...

[illegible] footnote at end of table.

Table 23D.—MERCHANDISE LINE SALES OF LARGE STORES AND MULTIUNITS—DRUG AND PROPRIETARY STORES—KIND OF BUSINESS, BY STATE: 1948—Continued

[See text for explanatory material]

Kind of business and merchandise line	Merchandise line sales (Thousand dollars)	Stores reporting merchandise line: Number	Stores reporting merchandise line: Total sales (Thousand dollars)	Merchandise line sales (Thousand dollars)	Stores reporting merchandise line: Number	Stores reporting merchandise line: Total sales (Thousand dollars)	Merchandise line sales (Thousand dollars)	Stores reporting merchandise line: Number	Stores reporting merchandise line: Total sales (Thousand dollars)	Merchandise line sales (Thousand dollars)	Stores reporting merchandise line: Number	Stores reporting merchandise line: Total sales (Thousand dollars)	Merchandise line sales (Thousand dollars)	Stores reporting merchandise line: Number	Stores reporting merchandise line: Total sales (Thousand dollars)
DRUG STORES, OTHER	ALABAMA			ARIZONA			ARKANSAS			CALIFORNIA			COLORADO		
Large stores and multiunits –															
Analyzing merchandise line sales, total	2,870	23	...	2,750	12	...	2,022	17	...	87,174	571	...	2,447	17	...
Prescriptions	1,019	23	2,870	507	12	2,750	425	17	2,022	17,835	571	87,174	617	17	2,447
Other drugs, toiletries, drug sundries	1,241	23	2,870	1,343	12	2,750	1,108	17	2,022	44,922	561	86,129	841	15	2,120
Liquors, wines, beer (packaged only)	(1)	1	(x)	258	8	1,868	(1)	3	(x)	7,973	296	56,507	399	10	1,474
Tobacco, newsstand, confectionery	450	12	1,498	633	10	2,548	164	15	1,759	11,918	406	68,314	278	12	1,733
Farm animal remedies	(1)	4	(x)	(1)	4	(x)	46	9	968	258	88	13,576	33	5	661
Other sales	162	...	...	9	...	...	279	...	...	4,268	...	...	279	...	...
Not analyzing merchandise line sales	101	2	...	...	...	...	169	1	...	1,288	8	...	132	1	...
Small single unit stores	4,310	133	...	1,099	20	...	3,984	122	...	46,828	929	...	1,516	35	...
	CONNECTICUT			DISTRICT OF COLUMBIA			FLORIDA			GEORGIA			IDAHO		
Large stores and multiunits															
Analyzing merchandise line sales, total	2,261	19	...	6,117	24	...	5,830	39	...	4,466	27	...	3,946	24	...
Prescriptions	816	19	2,261	1,100	24	6,117	2,654	39	5,830	1,292	27	4,466	673	24	3,946
Other drugs, toiletries, drug sundries	1,077	19	2,261	2,272	22	5,728	2,218	32	4,779	1,412	25	4,023	2,286	24	3,946
Liquors, wines, beer (packaged only)	(1)	4	(x)	956	13	3,780	(1)	3	(x)	(1)	4	(x)	...	...	...
Tobacco, newsstand, confectionery	201	7	962	1,204	15	4,491	500	16	2,389	1,334	20	3,675	786	20	3,519
Farm animal remedies	...	...	...	...	...	...	(1)	3	(x)	27	5	695	74	12	2,332
Other sales	167	...	...	585	...	...	468	...	...	401	...	...	127	...	...
Not analyzing merchandise line sales	...	...	...	...	...	...	...	...	...	47	3	...	...	...	...
Small single unit stores	2,406	54	...	765	19	...	5,185	131	...	3,436	110	...	2,527	41	...
	ILLINOIS			INDIANA			IOWA			KANSAS			KENTUCKY		
Large stores and multiunits—															
Analyzing merchandise line sales, total	26,658	165	...	7,147	46	...	5,393	28	...	3,638	27	...	4,321	22	...
Prescriptions	5,103	165	26,658	1,127	46	7,147	505	28	5,393	1,359	27	3,638	1,791	22	4,321
Other drugs, toiletries, drug sundries	12,028	156	25,628	4,221	44	7,078	3,225	28	5,393	1,365	24	3,418	1,121	18	2,927
Liquors, wines, beer (packaged only)	3,433	47	10,550	313	17	2,253	...	...	...	...	...	...	459	10	1,790
Tobacco, newsstand, confectionery	4,285	109	20,296	907	29	4,810	1,207	22	4,482	602	19	2,966	769	14	2,401
Farm animal remedies	127	18	227	42	11	1,519	46	12	1,163	83	10	806	86	5	431
Other sales	1,682	...	...	537	...	...	410	...	...	229	...	...	95	...	...
Not analyzing merchandise line sales	122	3	...	2	1	...	42	2	...	...	...	...	371	3	...
Small single unit stores	21,478	587	...	5,505	136	...	5,031	143	...	2,024	52	...	4,665	124	...
	LOUISIANA			MARYLAND			MASSACHUSETTS			MICHIGAN			MINNESOTA		
Large stores and multiunits—															
Analyzing merchandise line sales, total	3,264	37	...	2,792	22	...	3,905	27	...	32,978	176	...	9,160	55	...
Prescriptions	1,017	37	3,264	540	22	2,792	1,199	27	3,905	4,530	176	32,978	1,533	55	9,160
Other drugs, toiletries, drug sundries	1,270	35	3,121	1,221	21	2,686	1,847	26	3,865	13,000	163	30,593	4,341	52	8,727
Liquors, wines, beer (packaged only)	145	2	913	713	12	1,698	(1)	4	(x)	10,893	100	19,796	1,115	13	3,000
Tobacco, newsstand, confectionery	325	22	1,962	188	13	1,683	609	17	2,466	2,809	113	21,181	1,531	41	7,078
Farm animal remedies	39	11	913	(1)	2	(x)	(1)	1	(x)	193	25	3,822	177	30	3,930
Other sales	468	...	...	130	...	...	200	...	...	1,553	...	...	463	...	...
Not analyzing merchandise line sales	213	6	...	...	...	...	...	...	...	132	2	...	46	1	...
Small single unit stores	9,808	283	...	3,661	84	...	2,902	70	...	10,801	246	...	8,555	193	...
	MISSISSIPPI			MISSOURI			MONTANA			NEBRASKA			NEVADA		
Large stores and multiunits –															
Analyzing merchandise line sales, total	3,551	29	...	11,866	83	...	3,507	19	...	3,239	20	...	3,290	18	...
Prescriptions	1,065	29	3,551	3,771	83	11,866	498	19	3,507	489	20	3,239	266	18	3,290
Other drugs, toiletries, drug sundries	1,561	28	3,409	5,067	75	10,688	2,132	17	3,272	1,560	19	3,096	1,548	18	3,290
Liquors, wines, beer (packaged only)	(1)	2	(x)	1,229	42	5,685	(1)	3	(x)	336	6	840	659	13	2,751
Tobacco, newsstand, confectionery	357	23	2,747	1,431	57	7,765	530	12	2,627	642	19	3,096	492	11	2,347
Farm animal remedies	63	12	1,451	59	15	1,982	87	12	2,611	42	12	1,771	(1)	4	(x)
Other sales	505	...	...	309	...	...	260	...	...	170	...	...	325	...	...
Not analyzing merchandise line sales	...	...	...	25	1	...	784	5	...	156	3	...	122	1	...
Small single unit stores	4,262	128	...	10,610	308	...	3,039	71	...	3,292	91	...	617	11	...
	NEW JERSEY			NEW YORK			NORTH CAROLINA			OHIO			OKLAHOMA		
Large stores and multiunits															
Analyzing merchandise line sales, total	24,894	158	...	72,048	482	...	3,642	20	...	26,567	165	...	4,133	19	...
Prescriptions	3,798	158	24,894	13,631	482	72,048	865	20	3,642	3,987	165	26,567	1,597	19	4,133
Other drugs, toiletries, drug sundries	12,518	134	24,439	41,232	475	70,777	2,148	20	3,642	14,200	163	26,247	1,728	17	3,946
Liquors, wines, beer (packaged only)	1,507	26	5,992	669	21	3,740	...	...	...	390	53	12,339	...	...	...
Tobacco, newsstand, confectionery	5,373	127	21,330	12,820	308	48,843	385	16	2,637	6,848	135	22,153	597	9	2,484
Farm animal remedies	33	6	726	208	29	5,650	(1)	2	(x)	120	28	2,954	(1)	3	(x)
Other sales	1,665	...	...	3,488	...	...	244	...	...	1,022	...	...	211	...	...
Not analyzing merchandise line sales	1,849	8	...	239	3	...	...	...	...	670	3	...	19	1	...
Small single unit stores	26,507	661	...	108,135	3,065	...	1,335	38	...	18,312	394	...	2,148	74	...

See footnotes at end of table.

Table 23D.—MERCHANDISE LINE SALES OF LARGE STORES AND MULTIUNITS—DRUG AND PROPRIETARY STORES—KIND OF BUSINESS, BY STATE: 1948—Continued

[See text for explanatory material]

Kind of business and merchandise line	Merchandise line sales (Thousand dollars)	Stores reporting merchandise line: Number	Stores reporting merchandise line: Total sales (Thousand dollars)	Merchandise line sales (Thousand dollars)	Stores reporting merchandise line: Number	Stores reporting merchandise line: Total sales (Thousand dollars)	Merchandise line sales (Thousand dollars)	Stores reporting merchandise line: Number	Stores reporting merchandise line: Total sales (Thousand dollars)	Merchandise line sales (Thousand dollars)	Stores reporting merchandise line: Number	Stores reporting merchandise line: Total sales (Thousand dollars)	Merchandise line sales (Thousand dollars)	Stores reporting merchandise line: Number	Stores reporting merchandise line: Total sales (Thousand dollars)
DRUG STORES, OTHER	OREGON			PENNSYLVANIA			SOUTH CAROLINA			SOUTH DAKOTA			TENNESSEE		
Large stores and multiunits															
Analyzing merchandise line sales, total	12,362	78	...	19,568	154	...	2,014	15	...	1,963	12	...	3,190	22	...
Prescriptions	2,633	78	12,362	3,102	154	19,568	451	15	2,014	269	12	1,963	934	22	3,190
Other drugs, toiletries, drug sundries	6,947	73	11,715	10,164	151	18,648	1,050	14	1,981	1,040	12	1,963	1,446	22	3,190
Liquors, wines, beer (packaged only)	43	7	88	(1)	-	(x)	(1)	1	(x)	101	5	518	(1)	3	(x)
Tobacco, newsstand, confectionery	1,544	63	10,694	4,780	127	16,144	329	13	1,869	379	10	1,731	589	16	2,278
Farm animal remedies	103	31	6,884	73	19	1,506	(1)	3	(x)	54	6	1,112	42	6	674
Other sales	1,051	...	...	1,428	...	...	184	...	...	120	...	...	129	...	...
Not analyzing merchandise line sales	282	4	...	820	10	...	...	...	...	...	...	...	101	1	...
Small single unit stores	6,482	144	...	23,709	706	...	1,110	40	...	1,695	35	...	3,123	105	...
	TEXAS			UTAH			VIRGINIA			WASHINGTON			WEST VIRGINIA		
Large stores and multiunits															
Analyzing merchandise line sales, total	15,026	122	...	3,785	13	...	4,765	18	...	18,186	94	...	3,231	20	...
Prescriptions	5,225	122	15,026	1,034	13	3,785	660	18	4,765	4,340	99	18,186	705	20	3,231
Other drugs, toiletries, drug sundries	6,656	105	12,419	1,781	12	3,744	2,247	16	4,818	8,752	90	16,946	1,761	18	3,087
Liquors, wines, beer (packaged only)	529	14	1,694	(1)	3	(x)	63	5	2,045	1,636	10	5,530	...	...	...
Tobacco, newsstand, confectionery	1,564	70	8,213	841	8	2,688	1,386	15	4,560	2,244	71	1,864	753	15	2,565
Farm animal remedies	355	35	3,870	(1)	2	(x)	(1)	4	(x)	268	25	2,243	(1)	2	(x)
Other sales	697	...	...	224	...	...	609	...	...	940	...	...	17	...	...
Not analyzing merchandise line sales	852	10	...	...	...	...	...	...	...	642	5	...	...	...	...
Small single unit stores	13,740	389	...	702	18	...	1,087	33	...	10,265	320	...	1,064	96	...
	WISCONSIN														
Large stores and multiunits—															
Analyzing merchandise line sales, total	7,140	51	...												
Prescriptions	1,275	51	7,140												
Other drugs, toiletries, drug sundries	3,866	50	7,036												
Liquors, wines, beer (packaged only)	466	25	3,641												
Tobacco, newsstand, confectionery	1,039	34	5,226												
Farm animal remedies	82	15	2,365												
Other sales	462	...	...												
Not analyzing merchandise line sales	97	1	...												
Small single unit stores	5,825	149	...												

See footnotes at end of table.

Table 23D.—MERCHANDISE LINE SALES OF LARGE STORES AND MULTIUNITS—DRUG AND PROPRIETARY STORES—KIND OF BUSINESS, BY STATE: 1948—Continued

[See text for explanatory material]

Kind of business and merchandise line	Merchandise line sales (Thousand dollars)	Stores reporting merchandise line: Number	Stores reporting merchandise line: Total sales (Thousand dollars)
PROPRIETARY STORES, WITH FOUNTAIN	ALABAMA		
Large stores and multiunits—			
Analyzing merchandise line sales, total	725	15	...
Drugs, toiletries, drug sundries	276	15	725
Liquors, wines, beer (packaged only)	...	...	...
Fountain and meals	241	15	725
Tobacco, newsstand, confectionery	153	13	664
Farm animal remedies	(1)	1	(x)
Other sales	55	...	...
Not analyzing merchandise line sales	...	...	...
Small single unit stores	3,431	110	...
	CALIFORNIA		
Large stores and multiunits—			
Analyzing merchandise line sales, total	2,777	37	...
Drugs, toiletries, drug sundries	1,217	37	2,277
Liquors, wines, beer (packaged only)	264	19	1,580
Fountain and meals	681	37	2,777
Tobacco, newsstand, confectionery	353	25	1,860
Farm animal remedies	...	...	...
Other sales	262	...	...
Not analyzing merchandise line sales	92	1	...
Small single unit stores	5,810	156	...
	FLORIDA		
Large stores and multiunits—			
Analyzing merchandise line sales, total	1,127	22	...
Drugs, toiletries, drug sundries	540	22	1,127
Liquors, wines, beer (packaged only)	(1)	1	(x)
Fountain and meals	356	22	1,127
Tobacco, newsstand, confectionery	148	17	760
Farm animal remedies	(1)	1	(x)
Other sales	93	...	...
Not analyzing merchandise line sales	...	...	...
Small single unit stores	8,423	343	...
	ILLINOIS		
Large stores and multiunits—			
Analyzing merchandise line sales, total	7,425	40	...
Drugs, toiletries, drug sundries	3,035	40	7,225
Liquors, wines, beer (packaged only)	180	10	2,254
Fountain and meals	1,976	40	7,225
Tobacco, newsstand, confectionery	1,381	35	6,449
Farm animal remedies	(1)	4	(x)
Other sales	653	...	...
Not analyzing merchandise line sales	...	...	...
Small single unit stores	8,615	227	...
	INDIANA		
Large stores and multiunits—			
Analyzing merchandise line sales, total	1,152	14	...
Drugs, toiletries, drug sundries	542	14	1,152
Liquors, wines, beer (packaged only)	(1)	3	(x)
Fountain and meals	229	14	1,152
Tobacco, newsstand, confectionery	242	14	1,152
Farm animal remedies	(1)	2	(x)
Other sales	79	...	...
Not analyzing merchandise line sales	...	...	...
Small single unit stores	4,085	188	...
	IOWA		
Large stores and multiunits—			
Analyzing merchandise line sales, total	3,011	17	...
Drugs, toiletries, drug sundries	1,861	17	3,011
Liquors, wines, beer (packaged only)	...	...	...
Fountain and meals	744	17	3,011
Tobacco, newsstand, confectionery	404	11	2,159
Farm animal remedies	...	...	...
Other sales	2	...	...
Not analyzing merchandise line sales	...	...	...
Small single unit stores	5,033	140	...
	KENTUCKY		
Large stores and multiunits—			
Analyzing merchandise line sales, total	1,408	17	...
Drugs, toiletries, drug sundries	438	17	1,408
Liquors, wines, beer (packaged only)	268	5	974
Fountain and meals	443	17	1,408
Tobacco, newsstand, confectionery	197	13	1,022
Farm animal remedies	(1)	1	(x)
Other sales	34	...	...
Not analyzing merchandise line sales	...	...	...
Small single unit stores	2,642	77	...
	MARYLAND		
Large stores and multiunits—			
Analyzing merchandise line sales, total	1,516	15	...
Drugs, toiletries, drug sundries	513	15	1,516
Liquors, wines, beer (packaged only)	(1)	2	(x)
Fountain and meals	401	15	1,516
Tobacco, newsstand, confectionery	240	12	1,266
Farm animal remedies	...	...	...
Other sales	112	...	...
Not analyzing merchandise line sales	...	...	...
Small single unit stores	2,460	67	...
	MASSACHUSETTS		
Large stores and multiunits—			
Analyzing merchandise line sales, total	1,573	16	...
Drugs, toiletries, drug sundries	555	16	1,573
Liquors, wines, beer (packaged only)	...	...	...
Fountain and meals	447	16	1,573
Tobacco, newsstand, confectionery	562	14	1,419
Farm animal remedies	...	...	...
Other sales	9	...	...
Not analyzing merchandise line sales	...	...	...
Small single unit stores	5,057	304	...
	MISSOURI		
Large stores and multiunits—			
Analyzing merchandise line sales, total	1,857	15	...
Drugs, toiletries, drug sundries	490	15	1,857
Liquors, wines, beer (packaged only)	516	12	1,570
Fountain and meals	220	15	1,857
Tobacco, newsstand, confectionery	247	11	1,[illegible]
Farm animal remedies	(1)	4	(x)
Other sales	424	...	...
Not analyzing merchandise line sales	37	1	...
Small single unit stores	7,209	230	...
	NEW YORK		
Large stores and multiunits—			
Analyzing merchandise line sales, total	1,157	12	...
Drugs, toiletries, drug sundries	356	12	1,157
Liquors, wines, beer (packaged only)	...	...	...
Fountain and meals	321	12	1,157
Tobacco, newsstand, confectionery	366	10	938
Farm animal remedies	...	...	...
Other sales	112	...	...
Not analyzing merchandise line sales	107	2	...
Small single unit stores	5,544	146	...
	OHIO		
Large stores and multiunits—			
Analyzing merchandise line sales, total	2,816	30	...
Drugs, toiletries, drug sundries	960	30	2,816
Liquors, wines, beer (packaged only)	68	13	953
Fountain and meals	463	30	2,816
Tobacco, newsstand, confectionery	716	27	2,252
Farm animal remedies	(1)	1	(x)
Other sales	409	...	...
Not analyzing merchandise line sales	14	1	...
Small single unit stores	10,768	295	...
	PENNSYLVANIA		
Large stores and multiunits—			
Analyzing merchandise line sales, total	4,796	71	...
Drugs, toiletries, drug sundries	2,239	71	4,796
Liquors, wines, beer (packaged only)	(1)	1	(x)
Fountain and meals	1,039	71	4,796
Tobacco, newsstand, confectionery	1,303	68	4,552
Farm animal remedies	2	2	34
Other sales	235	...	...
Not analyzing merchandise line sales	591	6	...
Small single unit stores	14,446	450	...
	TENNESSEE		
Large stores and multiunits—			
Analyzing merchandise line sales, total	477	10	...
Drugs, toiletries, drug sundries	168	10	477
Liquors, wines, beer (packaged only)	(1)	1	(x)
Fountain and meals	140	10	477
Tobacco, newsstand, confectionery	93	10	477
Farm animal remedies	(1)	4	(x)
Other sales	70	...	...
Not analyzing merchandise line sales	2	1	...
Small single unit stores	5,[illegible]	91	...
	TEXAS		
Large stores and multiunits—			
Analyzing merchandise line sales, total	6,920	90	...
Drugs, toiletries, drug sundries	3,094	90	6,920
Liquors, wines, beer (packaged only)	311	32	3,443
Fountain and meals	1,697	90	6,920
Tobacco, newsstand, confectionery	1,051	70	6,000
Farm animal remedies	20	8	44[illegible]
Other sales	147	...	...
Not analyzing merchandise line sales	122	2	...
Small single unit stores	17,117	549	...
	VIRGINIA		
Large stores and multiunits—			
Analyzing merchandise line sales, total	2,044	31	...
Drugs, toiletries, drug sundries	773	31	2,044
Liquors, wines, beer (packaged only)	112	10	648
Fountain and meals	530	31	2,044
Tobacco, newsstand, confectionery	254	19	986
Farm animal remedies	(1)	1	(x)
Other sales	75	...	...
Not analyzing merchandise line sales	...	...	...
Small single unit stores	6,785	163	...
	WEST VIRGINIA		
Large stores and multiunits—			
Analyzing merchandise line sales, total	1,367	21	...
Drugs, toiletries, drug sundries	564	21	1,367
Liquors, wines, beer (packaged only)	(1)	3	(x)
Fountain and meals	425	21	1,367
Tobacco, newsstand, confectionery	269	17	1,031
Farm animal remedies	(1)	2	(x)
Other sales	96	...	...
Not analyzing merchandise line sales	...	...	...
Small single unit stores	2,862	85	...
	WISCONSIN		
Large stores and multiunits—			
Analyzing merchandise line sales, total	1,878	12	...
Drugs, toiletries, drug sundries	723	12	1,878
Liquors, wines, beer (packaged only)	(1)	3	(x)
Fountain and meals	490	12	1,878
Tobacco, newsstand, confectionery	322	11	1,[illegible]
Farm animal remedies	(1)	2	(x)
Other sales	23	...	...
Not analyzing merchandise line sales	...	...	...
Small single unit stores	2,705	76	...

See footnotes at end of table.

Table 23D.—MERCHANDISE LINE SALES OF LARGE STORES AND MULTIUNITS—DRUG AND PROPRIETARY STORES—KIND OF BUSINESS, BY STATE: 1948—Continued

[See text for explanatory material]

Kind of business and merchandise line	Merchandise line sales (Thousand dollars)	Stores reporting merchandise line: Number	Stores reporting merchandise line: Total sales (Thousand dollars)
PROPRIETARY STORES, OTHER			
	CALIFORNIA		
Large stores and multiunits			
Analyzing merchandise line sales, total	[illegible]	35	...
Drugs, toiletries, drug sundries	4,403	35	[illegible]
Liquors, wines, beer (packaged only)	536	15	[illegible]
Tobacco, newsstand, confectionery	511	21	[illegible]
Farm animal remedies	(1)	1	(x)
Other sales	515	...	...
Not analyzing merchandise line sales	...	...	...
Small single unit stores	2,316	76	...
	CONNECTICUT		
Large stores and multiunits			
Analyzing merchandise line sales, total	[illegible]	30	[illegible]
Drugs, toiletries, drug sundries	1,522	30	[illegible]
Liquors, wines, beer (packaged only)	[illegible]	...	...
Tobacco, newsstand, confectionery	661	12	1,228
Farm animal remedies	...	...	...
Other sales	16	...	...
Not analyzing merchandise line sales	...	...	...
Small single unit stores	1,387	36	...
	DELAWARE		
Large stores and multiunits			
Analyzing merchandise line sales, total	630	11	...
Drugs, toiletries, drug sundries	442	11	630
Liquors, wines, beer (packaged only)	...	...	...
Tobacco, newsstand, confectionery	288	11	630
Farm animal remedies	...	...	...
Other sales	1	...	...
Not analyzing merchandise line sales	...	...	...
Small single unit stores	130	7	...
	MARYLAND		
Large stores and multiunits			
Analyzing merchandise line sales, total	1,453	20	...
Drugs, toiletries, drug sundries	781	20	1,453
Liquors, wines, beer (packaged only)	(1)	4	(x)
Tobacco, newsstand, confectionery	477	18	1,341
Farm animal remedies	(1)	1	(x)
Other sales	196	...	...
Not analyzing merchandise line sales	...	...	...
Small single unit stores	539	24	...
	MASSACHUSETTS		
Large stores and multiunits			
Analyzing merchandise line sales, total	1,792	32	...
Drugs, toiletries, drug sundries	1,374	32	1,792
Liquors, wines, beer (packaged only)	...	...	...
Tobacco, newsstand, confectionery	398	17	1,228
Farm animal remedies	...	...	...
Other sales	18	...	...
Not analyzing merchandise line sales	543	1	...
Small single unit stores	3,174	85	...
	MICHIGAN		
Large stores and multiunits			
Analyzing merchandise line sales, total	[illegible]	10	...
Drugs, toiletries, drug sundries	3,[illegible]	10	[illegible]
Liquors, wines, beer (packaged only)	[illegible]	[illegible]	1,153
Tobacco, newsstand, confectionery	138	6	1,046
Farm animal remedies	(1)	1	(x)
Other sales	62	...	...
Not analyzing merchandise line sales	...	1	...
Small single unit stores	2,[illegible]	72	...
	OHIO		
Large stores and multiunits			
Analyzing merchandise line sales, total	1,660	17	...
Drugs, toiletries, drug sundries	838	17	1,660
Liquors, wines, beer (packaged only)	(1)	4	(x)
Tobacco, newsstand, confectionery	342	15	1,499
Farm animal remedies	...	...	...
Other sales	480	...	...
Not analyzing merchandise line sales	198	3	...
Small single unit stores	2,119	83	...
	PENNSYLVANIA		
Large stores and multiunits			
Analyzing merchandise line sales, total	[illegible],045	80	...
Drugs, toiletries, drug sundries	3,974	80	[illegible],245
Liquors, wines, beer (packaged only)	(1)	1	(x)
Tobacco, newsstand, confectionery	2,553	72	5,[illegible]86
Farm animal remedies	1	5	[illegible]67
Other sales	167	...	...
Not analyzing merchandise line sales	49	1	...
Small single unit stores	4,434	[illegible]09	...
	TEXAS		
Large stores and multiunits			
Analyzing merchandise line sales, total	1,[illegible]72	33	...
Drugs, toiletries, drug sundries	1,102	32	1,[illegible]75
Liquors, wines, beer (packaged only)	433	14	1,[illegible]94
Tobacco, newsstand, confectionery	[illegible]70	28	1,384
Farm animal remedies	(1)	1	(x)
Other sales	171	...	...
Not analyzing merchandise line sales	51	2	...
Small single unit stores	3,447	183	...
	WEST VIRGINIA		
Large stores and multiunits			
Analyzing merchandise line sales, total	[illegible]47[illegible]	10	...
Drugs, toiletries, drug sundries	[illegible]61	10	1,[illegible]76
Liquors, wines, beer (packaged only)	...	...	...
Tobacco, newsstand, confectionery	[illegible]10	[illegible]	1,[illegible]87
Farm animal remedies	...	...	...
Other sales	5	...	...
Not analyzing merchandise line sales	...	...	...
Small single unit stores	316	10	...

x Withheld to avoid disclosure.
1 Combined with "Other sales."

Table 23E.—MERCHANDISE LINE SALES OF LARGE STORES AND MULTIUNITS—DRUG AND PROPRIETARY STORES—KIND OF BUSINESS, FOR SELECTED STANDARD METROPOLITAN AREAS: 1948

[See text for explanatory material]

Kind of business and merchandise line	Merchandise line sales (Thousand dollars)	Stores reporting merchandise line: Number	Stores reporting merchandise line: Total sales (Thousand dollars)
DRUG STORES, WITH FOUNTAIN	**AKRON, OHIO**		
Large stores and multiunits—			
Analyzing merchandise line sales, total	5,281	38	...
Prescriptions	408	38	5,281
Other drugs, toiletries, drug sundries	2,250	37	5,143
Liquors, wines, beer (packaged only)	16	11	1,768
Fountain and meals	908	38	5,281
Tobacco, newsstand, confectionery	1,660	38	5,281
Farm animal remedies	(1)	1	(x)
Other sales	39	...	...
Not analyzing merchandise line sales	...	...	...
Small single unit stores	3,636	61	...
	ALLENTOWN-BETHLEHEM-EASTON, PA.		
Large stores and multiunits—			
Analyzing merchandise line sales, total	2,609	15	...
Prescriptions	277	15	2,609
Other drugs, toiletries, drug sundries	1,342	15	2,609
Liquors, wines, beer (packaged only)	...	...	...
Fountain and meals	354	15	2,609
Tobacco, newsstand, confectionery	610	14	2,533
Farm animal remedies	(1)	1	(x)
Other sales	26	...	...
Not analyzing merchandise line sales	...	...	...
Small single unit stores	1,975	46	...
	ATLANTA, GA.		
Large stores and multiunits—			
Analyzing merchandise line sales, total	13,541	87	...
Prescriptions	1,767	87	13,541
Other drugs, toiletries, drug sundries	5,642	87	13,541
Liquors, wines, beer (packaged only)	102	8	1,152
Fountain and meals	2,974	87	13,541
Tobacco, newsstand, confectionery	2,832	79	12,558
Farm animal remedies	(1)	1	(x)
Other sales	224	...	...
Not analyzing merchandise line sales	150	1	...
Small single unit stores	6,042	105	...
	BALTIMORE, MD.		
Large stores and multiunits—			
Analyzing merchandise line sales, total	24,187	126	...
Prescriptions	2,175	126	24,187
Other drugs, toiletries, drug sundries	9,651	124	23,881
Liquors, wines, beer (packaged only)	1,883	64	13,577
Fountain and meals	4,334	126	24,187
Tobacco, newsstand, confectionery	5,912	124	24,006
Farm animal remedies	(1)	3	(x)
Other sales	232	...	...
Not analyzing merchandise line sales	...	...	...
Small single unit stores	13,257	259	...
	BIRMINGHAM, ALA.		
Large stores and multiunits—			
Analyzing merchandise line sales, total	4,447	33	...
Prescriptions	608	33	4,447
Other drugs, toiletries, drug sundries	2,081	33	4,447
Liquors, wines, beer (packaged only)	(1)	1	(x)
Fountain and meals	805	33	4,447
Tobacco, newsstand, confectionery	869	29	3,979
Farm animal remedies	29	6	881
Other sales	55	...	...
Not analyzing merchandise line sales	...	...	...
Small single unit stores	3,965	78	...
	BOSTON, MASS.		
Large stores and multiunits—			
Analyzing merchandise line sales, total	25,845	188	...
Prescriptions	3,518	188	25,845
Other drugs, toiletries, drug sundries	9,630	184	25,416
Liquors, wines, beer (packaged only)	723	49	5,545
Fountain and meals	5,122	188	25,845
Tobacco, newsstand, confectionery	6,096	178	24,300
Farm animal remedies	30	7	955
Other sales	726	...	...
Not analyzing merchandise line sales	1,662	13	...
Small single unit stores	31,513	630	...
	BRIDGEPORT, CONN.		
Large stores and multiunits—			
Analyzing merchandise line sales, total	3,921	20	...
Prescriptions	493	20	3,921
Other drugs, toiletries, drug sundries	1,404	19	3,774
Liquors, wines, beer (packaged only)	451	16	3,338
Fountain and meals	732	20	3,921
Tobacco, newsstand, confectionery	767	19	3,805
Farm animal remedies	(1)	1	(x)
Other sales	74	...	...
Not analyzing merchandise line sales	215	1	...
Small single unit stores	3,886	83	...
	BUFFALO, N.Y.		
Large stores and multiunits—			
Analyzing merchandise line sales, total	9,634	73	...
Prescriptions	1,020	73	9,634
Other drugs, toiletries, drug sundries	3,886	73	9,634
Liquors, wines, beer (packaged only)	(1)	1	(x)
Fountain and meals	2,167	73	9,634
Tobacco, newsstand, confectionery	2,444	68	9,056
Farm animal remedies	19	5	561
Other sales	99	...	...
Not analyzing merchandise line sales	40	1	...
Small single unit stores	4,712	101	...
	CANTON, OHIO		
Large stores and multiunits—			
Analyzing merchandise line sales, total	2,744	20	...
Prescriptions	232	20	2,744
Other drugs, toiletries, drug sundries	1,222	19	2,653
Liquors, wines, beer (packaged only)	72	7	1,008
Fountain and meals	366	20	2,744
Tobacco, newsstand, confectionery	551	17	2,456
Farm animal remedies	(1)	2	(x)
Other sales	301	...	...
Not analyzing merchandise line sales	...	...	...
Small single unit stores	838	18	...
	CHARLESTON, W.VA.		
Large stores and multiunits—			
Analyzing merchandise line sales, total	2,677	15	...
Prescriptions	337	15	2,677
Other drugs, toiletries, drug sundries	1,380	15	2,677
Liquors, wines, beer (packaged only)	...	...	...
Fountain and meals	413	15	2,677
Tobacco, newsstand, confectionery	487	14	2,602
Farm animal remedies	...	...	...
Other sales	60	...	...
Not analyzing merchandise line sales	...	...	...
Small single unit stores	1,784	35	...
	CHICAGO, ILL.		
Large stores and multiunits—			
Analyzing merchandise line sales, total	101,422	514	...
Prescriptions	7,333	514	101,422
Other drugs, toiletries, drug sundries	41,788	507	100,081
Liquors, wines, beer (packaged only)	7,109	197	50,648
Fountain and meals	23,194	514	101,422
Tobacco, newsstand, confectionery	20,770	490	98,006
Farm animal remedies	79	9	1,317
Other sales	1,149	...	...
Not analyzing merchandise line sales	...	...	...
Small single unit stores	49,693	1,054	...
	CINCINNATI, OHIO		
Large stores and multiunits—			
Analyzing merchandise line sales, total	8,948	72	...
Prescriptions	828	72	8,948
Other drugs, toiletries, drug sundries	3,650	70	8,781
Liquors, wines, beer (packaged only)	215	35	5,290
Fountain and meals	1,789	72	8,948
Tobacco, newsstand, confectionery	2,259	68	8,524
Farm animal remedies	13	6	321
Other sales	194	...	...
Not analyzing merchandise line sales	100	1	...
Small single unit stores	10,539	220	...
	CLEVELAND, OHIO		
Large stores and multiunits—			
Analyzing merchandise line sales, total	34,015	199	...
Prescriptions	1,735	199	34,015
Other drugs, toiletries, drug sundries	11,217	198	33,973
Liquors, wines, beer (packaged only)	948	155	26,811
Fountain and meals	5,843	199	34,015
Tobacco, newsstand, confectionery	11,422	198	33,522
Farm animal remedies	(1)	4	(x)
Other sales	2,850	...	...
Not analyzing merchandise line sales	...	...	...
Small single unit stores	14,431	273	...
	COLUMBUS, OHIO		
Large stores and multiunits—			
Analyzing merchandise line sales, total	9,386	61	...
Prescriptions	669	61	9,386
Other drugs, toiletries, drug sundries	3,679	59	9,146
Liquors, wines, beer (packaged only)	203	30	4,936
Fountain and meals	1,921	61	9,386
Tobacco, newsstand, confectionery	2,704	59	9,085
Farm animal remedies	...	...	...
Other sales	210	...	...
Not analyzing merchandise line sales	108	1	...
Small single unit stores	5,108	97	...
	DALLAS, TEX.		
Large stores and multiunits—			
Analyzing merchandise line sales, total	14,460	62	...
Prescriptions	1,635	62	14,460
Other drugs, toiletries, drug sundries	6,530	62	14,460
Liquors, wines, beer (packaged only)	315	9	2,242
Fountain and meals	2,678	62	14,460
Tobacco, newsstand, confectionery	2,953	59	14,019
Farm animal remedies	(1)	4	(x)
Other sales	349	...	...
Not analyzing merchandise line sales	541	2	...
Small single unit stores	2,584	62	...
	DAVENPORT, IOWA-ROCK ISLAND-MOLINE, ILL.		
Large stores and multiunits—			
Analyzing merchandise line sales, total	2,197	14	...
Prescriptions	246	14	2,197
Other drugs, toiletries, drug sundries	888	14	2,197
Liquors, wines, beer (packaged only)	(1)	2	(x)
Fountain and meals	441	14	2,197
Tobacco, newsstand, confectionery	537	14	2,197
Farm animal remedies	...	...	...
Other sales	85	...	...
Not analyzing merchandise line sales	...	...	...
Small single unit stores	1,082	22	...
	DAYTON, OHIO		
Large stores and multiunits—			
Analyzing merchandise line sales, total	10,380	47	...
Prescriptions	934	47	10,380
Other drugs, toiletries, drug sundries	4,358	44	10,060
Liquors, wines, beer (packaged only)	(1)	3	(x)
Fountain and meals	1,979	47	10,380
Tobacco, newsstand, confectionery	3,316	45	10,127
Farm animal remedies	...	...	...
Other sales	193	...	...
Not analyzing merchandise line sales	...	...	...
Small single unit stores	3,186	55	...
	DENVER, COLO.		
Large stores and multiunits—			
Analyzing merchandise line sales, total	16,727	81	...
Prescriptions	1,569	81	16,727
Other drugs, toiletries, drug sundries	6,237	79	16,148
Liquors, wines, beer (packaged only)	2,920	55	10,381
Fountain and meals	2,952	81	16,727
Tobacco, newsstand, confectionery	3,019	69	14,835
Farm animal remedies	(1)	2	(x)
Other sales	430	...	...
Not analyzing merchandise line sales	93	1	...
Small single unit stores	7,480	140	...
	DES MOINES, IOWA		
Large stores and multiunits—			
Analyzing merchandise line sales, total	3,791	15	...
Prescriptions	432	15	3,791
Other drugs, toiletries, drug sundries	1,530	15	3,791
Liquors, wines, beer (packaged only)	...	...	...
Fountain and meals	719	15	3,791
Tobacco, newsstand, confectionery	776	13	3,407
Farm animal remedies	...	...	...
Other sales	334	...	...
Not analyzing merchandise line sales	...	...	...
Small single unit stores	3,284	64	...
	DETROIT, MICH.		
Large stores and multiunits—			
Analyzing merchandise line sales, total	76,447	365	...
Prescriptions	3,481	365	76,447
Other drugs, toiletries, drug sundries	21,555	354	74,400
Liquors, wines, beer (packaged only)	25,810	259	56,603
Fountain and meals	8,565	365	76,447
Tobacco, newsstand, confectionery	16,097	343	72,722
Farm animal remedies	21	11	1,522
Other sales	918	...	...
Not analyzing merchandise line sales	1,112	8	...
Small single unit stores	17,325	361	...
	DULUTH, MINN.-SUPERIOR, WIS.		
Large stores and multiunits—			
Analyzing merchandise line sales, total	2,971	11	...
Prescriptions	259	11	2,971
Other drugs, toiletries, drug sundries	1,242	11	2,971
Liquors, wines, beer (packaged only)	245	7	1,090
Fountain and meals	362	11	2,971
Tobacco, newsstand, confectionery	831	11	2,971
Farm animal remedies	(1)	1	(x)
Other sales	32	...	...
Not analyzing merchandise line sales	...	...	...
Small single unit stores	1,125	22	...
	FORT WORTH, TEX.		
Large stores and multiunits—			
Analyzing merchandise line sales, total	8,427	50	...
Prescriptions	1,360	50	8,427
Other drugs, toiletries, drug sundries	2,766	49	8,378
Liquors, wines, beer (packaged only)	(1)	2	(x)
Fountain and meals	1,535	50	8,427
Tobacco, newsstand, confectionery	1,411	48	8,298
Farm animal remedies	10	5	1,024
Other sales	1,340	...	...
Not analyzing merchandise line sales	...	...	...
Small single unit stores	1,938	39	...
	FRESNO, CALIF.		
Large stores and multiunits—			
Analyzing merchandise line sales, total	3,441	19	...
Prescriptions	509	19	3,441
Other drugs, toiletries, drug sundries	1,599	19	3,441
Liquors, wines, beer (packaged only)	242	13	2,480
Fountain and meals	520	19	3,441
Tobacco, newsstand, confectionery	415	17	3,003
Farm animal remedies	36	9	1,488
Other sales	120	...	...
Not analyzing merchandise line sales	...	...	...
Small single unit stores	889	15	...
	GRAND RAPIDS, MICH.		
Large stores and multiunits—			
Analyzing merchandise line sales, total	10,008	56	...
Prescriptions	460	56	10,008
Other drugs, toiletries, drug sundries	3,424	49	9,022
Liquors, wines, beer (packaged only)	2,482	44	7,130
Fountain and meals	1,376	56	10,008
Tobacco, newsstand, confectionery	1,445	47	8,687
Farm animal remedies	17	9	1,640
Other sales	804	...	...
Not analyzing merchandise line sales	38	1	...
Small single unit stores	2,119	40	...
	HARRISBURG, PA.		
Large stores and multiunits—			
Analyzing merchandise line sales, total	3,646	15	...
Prescriptions	190	15	3,646
Other drugs, toiletries, drug sundries	1,338	15	3,646
Liquors, wines, beer (packaged only)	...	...	...
Fountain and meals	548	15	3,646
Tobacco, newsstand, confectionery	1,112	15	3,646
Farm animal remedies	(1)	2	(x)
Other sales	458	...	...
Not analyzing merchandise line sales	69	1	...
Small single unit stores	1,901	45	...
	HARTFORD, CONN.		
Large stores and multiunits—			
Analyzing merchandise line sales, total	6,983	46	...
Prescriptions	1,012	46	6,983
Other drugs, toiletries, drug sundries	1,878	46	6,983
Liquors, wines, beer (packaged only)	894	41	6,497
Fountain and meals	1,303	46	6,983
Tobacco, newsstand, confectionery	1,631	45	6,820
Farm animal remedies	(1)	2	(x)
Other sales	265	...	...
Not analyzing merchandise line sales	...	...	...
Small single unit stores	6,286	108	...
	HOUSTON, TEX.		
Large stores and multiunits—			
Analyzing merchandise line sales, total	13,649	74	...
Prescriptions	2,149	74	13,649
Other drugs, toiletries, drug sundries	5,163	70	13,069
Liquors, wines, beer (packaged only)	864	24	5,421
Fountain and meals	2,576	74	13,649
Tobacco, newsstand, confectionery	2,418	63	11,833
Farm animal remedies	(1)	4	(x)
Other sales	479	...	...
Not analyzing merchandise line sales	1,388	11	...
Small single unit stores	5,247	111	...
	HUNTINGTON, W.VA.-ASHLAND, KY.		
Large stores and multiunits—			
Analyzing merchandise line sales, total	2,322	12	...
Prescriptions	295	12	2,322
Other drugs, toiletries, drug sundries	956	12	2,322
Liquors, wines, beer (packaged only)	...	...	...
Fountain and meals	485	12	2,322
Tobacco, newsstand, confectionery	472	10	2,093
Farm animal remedies	(1)	2	(x)
Other sales	114	...	...
Not analyzing merchandise line sales	...	...	...
Small single unit stores	2,248	44	...
	INDIANAPOLIS, IND.		
Large stores and multiunits—			
Analyzing merchandise line sales, total	20,191	128	...
Prescriptions	1,250	128	20,191
Other drugs, toiletries, drug sundries	7,423	126	20,055
Liquors, wines, beer (packaged only)	2,413	92	13,231
Fountain and meals	3,421	128	20,191
Tobacco, newsstand, confectionery	5,282	121	19,668
Farm animal remedies	(1)	3	(x)
Other sales	402	...	...
Not analyzing merchandise line sales	117	1	...
Small single unit stores	7,944	146	...
	JACKSONVILLE, FLA.		
Large stores and multiunits—			
Analyzing merchandise line sales, total	5,937	37	...
Prescriptions	586	37	5,937
Other drugs, toiletries, drug sundries	2,647	35	5,876
Liquors, wines, beer (packaged only)	(1)	2	(x)
Fountain and meals	1,315	37	5,937
Tobacco, newsstand, confectionery	1,133	37	5,937
Farm animal remedies	(1)	2	(x)
Other sales	256	...	...
Not analyzing merchandise line sales	...	...	...
Small single unit stores	1,391	29	...

See footnotes at end of table.

Table 23E.—MERCHANDISE LINE SALES OF LARGE STORES AND MULTIUNITS—DRUG AND PROPRIETARY STORES—KIND OF BUSINESS, FOR SELECTED STANDARD METROPOLITAN AREAS: 1948—Continued

[See text for explanatory material]

Column heads for each area: Merchandise line sales (Thousand dollars); Stores reporting merchandise line: Number; Total sales (Thousand dollars)

DRUG STORES, WITH FOUNTAIN

Kind of business and merchandise line	KANSAS CITY, MO. Merchandise line sales	Number	Total sales	KNOXVILLE, TENN. Merchandise line sales	Number	Total sales	LANCASTER, PA. Merchandise line sales	Number	Total sales	LOS ANGELES, CALIF. Merchandise line sales	Number	Total sales	LOUISVILLE, KY. Merchandise line sales	Number	Total sales
Large stores and multiunits															
Analyzing merchandise line sales, total	36,781	142	...	5,895	34	...	1,832	10	...	113,238	528	...	12,673	62	...
Prescriptions	2,619	142	36,781	1,122	34	5,895	207	10	1,832	9,181	528	113,238	1,077	62	12,673
Other drugs, toiletries, drug sundries	10,373	137	35,824	2,206	33	5,782	345	10	1,832	52,216	521	112,367	3,862	59	12,354
Liquors, wines, beer (packaged only)	5,071	121	32,834	(1)	1	(x)	...	...	...	10,012	362	93,559	2,461	48	10,897
Fountain and meals	4,858	142	36,781	1,429	34	5,895	334	10	1,832	18,747	528	113,238	2,414	62	12,673
Tobacco, newsstand, confectionery	7,394	138	36,400	490	30	5,350	260	8	1,563	19,402	457	103,688	2,582	56	11,913
Farm animal remedies	(1)	3	(x)	25	8	1,036	(1)	2	(x)	75	11	2,402	(1)	1	(x)
Other sales	6,466	...	...	123	...	...	66	...	...	3,605	...	...	277	...	...
Not analyzing merchandise line sales	339	2	...	...	...	...	...	...	...	1,058	8	...	...	...	...
Small single unit stores	10,169	213	...	1,543	41	...	885	20	...	17,864	273	...	4,844	92	...

Kind of business and merchandise line	MEMPHIS, TENN. Merchandise line sales	Number	Total sales	MIAMI, FLA. Merchandise line sales	Number	Total sales	MILWAUKEE, WIS. Merchandise line sales	Number	Total sales	MINNEAPOLIS-ST. PAUL, MINN. Merchandise line sales	Number	Total sales	MOBILE, ALA. Merchandise line sales	Number	Total sales
Large stores and multiunits															
Analyzing merchandise line sales, total	6,791	42	...	20,492	65	...	11,232	61	...	23,322	123	...	5,425	25	...
Prescriptions	836	42	6,791	1,675	65	20,492	937	61	11,232	2,217	123	23,322	787	25	5,425
Other drugs, toiletries, drug sundries	2,552	42	6,791	6,965	64	20,315	4,112	60	11,122	8,382	120	23,193	2,530	24	5,258
Liquors, wines, beer (packaged only)	41	11	1,839	601	9	4,943	612	36	5,708	727	18	1,546	...	...	...
Fountain and meals	1,523	42	6,791	4,408	65	20,492	4,611	61	11,232	4,311	123	23,322	860	25	5,425
Tobacco, newsstand, confectionery	1,636	38	6,315	3,100	54	18,996	2,713	57	10,555	5,496	111	21,951	716	23	5,327
Farm animal remedies	(1)	2	(x)	(1)	3	(x)	(1)	1	(x)	19	5	938	...	...	...
Other sales	203	...	...	3,743	...	...	247	...	...	1,660	...	...	532	...	...
Not analyzing merchandise line sales	...	...	...	...	...	...	163	1	...	833	3	...	176	1	...
Small single unit stores	5,108	99	...	4,598	51	...	12,510	250	...	12,509	231	...	1,257	24	...

Kind of business and merchandise line	NEW ORLEANS, LA. Merchandise line sales	Number	Total sales	NEW YORK-NORTHEASTERN NEW JERSEY Merchandise line sales	Number	Total sales	NORFOLK-PORTSMOUTH, VA. Merchandise line sales	Number	Total sales	OKLAHOMA CITY, OKLA. Merchandise line sales	Number	Total sales	OMAHA, NEBR. Merchandise line sales	Number	Total sales
Large stores and multiunits—															
Analyzing merchandise line sales, total	13,678	57	...	102,564	682	...	7,294	43	...	8,046	42	...	8,132	50	...
Prescriptions	1,410	57	13,678	10,495	682	102,564	990	43	7,294	609	42	8,046	394	50	8,132
Other drugs, toiletries, drug sundries	5,228	57	13,678	44,541	673	101,745	2,903	42	7,172	3,817	42	8,046	3,357	50	8,132
Liquors, wines, beer (packaged only)	1,334	41	11,891	1,350	32	4,460	126	8	971	(1)	2	(x)	526	21	3,876
Fountain and meals	2,839	57	13,678	28,747	682	102,564	1,503	43	7,294	1,769	42	8,046	1,336	50	8,132
Tobacco, newsstand, confectionery	2,819	55	13,432	16,775	542	88,302	1,647	42	7,156	1,275	40	7,462	1,653	44	7,549
Farm animal remedies	(1)	3	(x)	13	8	682	(1)	4	(x)	16	6	636	19	8	1,099
Other sales	48	...	...	648	...	...	125	...	...	560	...	...	347	...	...
Not analyzing merchandise line sales	226	2	...	281	3	...	...	...	...	...	...	...	158	1	...
Small single unit stores	3,204	72	...	46,634	1,153	...	3,053	51	...	3,476	75	...	3,332	70	...

Kind of business and merchandise line	PEORIA, ILL. Merchandise line sales	Number	Total sales	PHILADELPHIA, PA. Merchandise line sales	Number	Total sales	PHOENIX, ARIZ. Merchandise line sales	Number	Total sales	PITTSBURGH, PA. Merchandise line sales	Number	Total sales	PORTLAND, OREG. Merchandise line sales	Number	Total sales
Large stores and multiunits—															
Analyzing merchandise line sales, total	2,717	15	...	25,445	157	...	7,653	45	...	20,639	142	...	5,306	46	...
Prescriptions	303	15	2,717	2,150	157	25,445	991	45	7,653	2,430	142	20,639	732	46	5,306
Other drugs, toiletries, drug sundries	1,248	15	2,717	10,757	151	24,846	3,255	45	7,653	8,014	138	20,280	2,367	43	5,085
Liquors, wines, beer (packaged only)	(1)	3	(x)	(1)	2	(x)	1,110	31	5,754	(1)	1	(x)	(1)	2	(x)
Fountain and meals	497	15	2,717	5,241	157	25,445	1,207	45	7,653	4,158	142	20,639	1,067	46	5,306
Tobacco, newsstand, confectionery	506	14	2,611	6,381	138	23,087	1,017	37	6,399	5,184	131	19,185	681	37	4,520
Farm animal remedies	...	...	...	(1)	1	(x)	9	5	703	26	6	611	(1)	4	(x)
Other sales	163	...	...	916	...	...	64	...	...	827	...	...	459	...	...
Not analyzing merchandise line sales	...	...	...	...	...	...	199	2	...	282	4	...	27	2	...
Small single unit stores	1,147	29	...	38,014	1,019	...	2,329	45	...	23,666	491	...	4,622	104	...

Kind of business and merchandise line	PROVIDENCE, R.I. Merchandise line sales	Number	Total sales	READING, PA. Merchandise line sales	Number	Total sales	RICHMOND, VA. Merchandise line sales	Number	Total sales	ROCHESTER, N.Y. Merchandise line sales	Number	Total sales	SACRAMENTO, CALIF. Merchandise line sales	Number	Total sales
Large stores and multiunits															
Analyzing merchandise line sales, total	8,693	55	...	1,617	12	...	8,132	36	...	2,830	20	...	2,899	12	...
Prescriptions	1,163	55	8,693	118	12	1,617	1,107	36	8,132	238	20	2,830	242	12	2,899
Other drugs, toiletries, drug sundries	3,144	54	8,678	708	12	1,617	2,959	35	7,936	977	20	2,830	1,314	12	2,899
Liquors, wines, beer (packaged only)	808	34	6,221	...	...	...	139	14	1,922	(1)	3	(x)	252	11	2,787
Fountain and meals	1,625	55	8,693	318	12	1,617	1,573	36	8,132	615	20	2,830	429	12	2,899
Tobacco, newsstand, confectionery	1,719	51	8,141	368	12	1,617	2,070	33	7,785	767	20	2,830	459	10	2,445
Farm animal remedies	(1)	4	(x)	(1)	2	(x)	(1)	1	(x)	(1)	1	(x)	(1)	1	(x)
Other sales	239	...	...	[illegible]	...	...	284	...	...	233	...	...	203	...	...
Not analyzing merchandise line sales	742	6	...	209	1	...	...	...	...	...	...	...	...	...	...
Small single unit stores	8,479	180	...	951	24	...	2,873	[illegible]	...	2,065	38	...	1,940	33	...

Kind of business and merchandise line	ST. LOUIS, MO. Merchandise line sales	Number	Total sales	SALT LAKE CITY, UTAH Merchandise line sales	Number	Total sales	SAN ANTONIO, TEX. Merchandise line sales	Number	Total sales	SAN BERNARDINO, CALIF. Merchandise line sales	Number	Total sales	SAN DIEGO, CALIF. Merchandise line sales	Number	Total sales
Large stores and multiunits															
Analyzing merchandise line sales, total	22,893	107	...	4,096	[illegible]	...	7,972	46	...	4,874	24	...	11,177	51	...
Prescriptions	1,433	107	22,893	[illegible]	24	4,096	829	46	7,972	517	24	4,874	1,070	51	11,177
Other drugs, toiletries, drug sundries	[illegible]	106	[illegible]	1,864	24	[illegible]	3,563	44	7,823	2,112	24	4,874	5,193	50	11,012
Liquors, wines, beer (packaged only)	2,326	85	20,399	(1)	4	(x)	250	10	2,391	419	13	2,890	729	29	8,100
Fountain and meals	3,874	107	22,893	872	24	4,096	1,593	46	7,972	836	24	4,874	1,753	51	11,177
Tobacco, newsstand, confectionery	5,479	103	[illegible]	842	20	3,743	1,631	43	7,545	545	20	4,137	1,699	44	10,191
Farm animal remedies	(1)	3	(x)	(1)	4	(x)	10	7	699	29	8	1,430	9	6	1,316
Other sales	1,529	...	...	[illegible]	...	...	96	...	...	356	...	...	727	...	...
Not analyzing merchandise line sales	...	...	...	...	...	...	...	...	...	...	...	...	100	1	...
Small single unit stores	[illegible]	[illegible]	...	1,488	29	...	1,908	[illegible]	...	1,359	27	...	1,744	34	...

[illegible footnote]

Table 23E.—MERCHANDISE LINE SALES OF LARGE STORES AND MULTIUNITS—DRUG AND PROPRIETARY STORES—KIND OF BUSINESS, FOR SELECTED STANDARD METROPOLITAN AREAS: 1948—Continued

[See text for explanatory material]

Kind of business and merchandise line	Merchandise line sales (Thousand dollars)	Stores reporting merchandise line: Number	Stores reporting merchandise line: Total sales (Thousand dollars)
DRUG STORES, WITH FOUNTAIN	SAN FRANCISCO-OAKLAND, CALIF.		
Large stores and multiunits—			
Analyzing merchandise line sales, total	19,805	109	...
Prescriptions	1,830	109	19,805
Other drugs, toiletries, drug sundries	9,330	106	19,423
Liquors, wines, beer (packaged only)	2,183	83	16,943
Fountain and meals	3,146	109	19,805
Tobacco, newsstand, confectionery	2,707	95	18,129
Farm animal remedies	17	11	1,070
Other sales	592	...	...
Not analyzing merchandise line sales	...	...	...
Small single unit stores	6,055	116	...
	SAN JOSE, CALIF.		
Large stores and multiunits—			
Analyzing merchandise line sales, total	3,879	22	...
Prescriptions	600	22	3,879
Other drugs, toiletries, drug sundries	1,749	21	3,757
Liquors, wines, beer (packaged only)	203	8	1,804
Fountain and meals	675	22	3,879
Tobacco, newsstand, confectionery	533	16	3,133
Farm animal remedies	(1)	4	(x)
Other sales	119	...	...
Not analyzing merchandise line sales	208	2	...
Small single unit stores	755	13	...
	SEATTLE, WASH.		
Large stores and multiunits—			
Analyzing merchandise line sales, total	9,394	54	...
Prescriptions	819	54	9,394
Other drugs, toiletries, drug sundries	5,043	54	9,394
Liquors, wines, beer (packaged only)	...	...	...
Fountain and meals	1,777	54	9,394
Tobacco, newsstand, confectionery	1,736	44	8,629
Farm animal remedies	(1)	2	(x)
Other sales	19	...	...
Not analyzing merchandise line sales	155	1	...
Small single unit stores	5,989	126	...
	SOUTH BEND, IND.		
Large stores and multiunits—			
Analyzing merchandise line sales, total	2,673	15	...
Prescriptions	285	15	2,673
Other drugs, toiletries, drug sundries	951	14	2,553
Liquors, wines, beer (packaged only)	193	9	1,824
Fountain and meals	494	15	2,673
Tobacco, newsstand, confectionery	683	15	2,673
Farm animal remedies	(1)	1	(x)
Other sales	67	...	...
Not analyzing merchandise line sales	152	1	...
Small single unit stores	1,532	25	...
	SPRINGFIELD-HOLYOKE, MASS.		
Large stores and multiunits—			
Analyzing merchandise line sales, total	5,087	34	...
Prescriptions	815	34	5,087
Other drugs, toiletries, drug sundries	2,125	34	5,087
Liquors, wines, beer (packaged only)	519	25	3,279
Fountain and meals	614	34	5,087
Tobacco, newsstand, confectionery	906	33	4,972
Farm animal remedies	(1)	3	(x)
Other sales	108	...	...
Not analyzing merchandise line sales	...	...	...
Small single unit stores	6,514	108	...
	SYRACUSE, N.Y.		
Large stores and multiunits—			
Analyzing merchandise line sales, total	3,036	20	...
Prescriptions	211	20	3,036
Other drugs, toiletries, drug sundries	1,312	20	3,036
Liquors, wines, beer (packaged only)	...	...	...
Fountain and meals	674	20	3,036
Tobacco, newsstand, confectionery	800	19	2,892
Farm animal remedies	(1)	3	(x)
Other sales	39	...	...
Not analyzing merchandise line sales	...	...	...
Small single unit stores	3,476	66	...
	TACOMA, WASH.		
Large stores and multiunits—			
Analyzing merchandise line sales, total	2,054	16	...
Prescriptions	409	16	2,054
Other drugs, toiletries, drug sundries	1,106	16	2,054
Liquors, wines, beer (packaged only)	...	...	...
Fountain and meals	329	16	2,054
Tobacco, newsstand, confectionery	196	11	1,185
Farm animal remedies	(1)	1	(x)
Other sales	14	...	...
Not analyzing merchandise line sales	202	2	...
Small single unit stores	1,089	24	...
	TAMPA-ST. PETERSBURG, FLA.		
Large stores and multiunits—			
Analyzing merchandise line sales, total	6,969	29	...
Prescriptions	616	29	6,969
Other drugs, toiletries, drug sundries	3,081	29	6,969
Liquors, wines, beer (packaged only)	620	10	3,635
Fountain and meals	1,492	29	6,969
Tobacco, newsstand, confectionery	1,074	25	6,514
Farm animal remedies	9	6	741
Other sales	77	...	...
Not analyzing merchandise line sales	...	...	...
Small single unit stores	1,949	34	...
	TOLEDO, OHIO		
Large stores and multiunits—			
Analyzing merchandise line sales, total	3,994	31	...
Prescriptions	326	31	3,994
Other drugs, toiletries, drug sundries	1,632	30	3,935
Liquors, wines, beer (packaged only)	111	11	1,143
Fountain and meals	747	31	3,994
Tobacco, newsstand, confectionery	1,058	29	3,695
Farm animal remedies	(1)	4	(x)
Other sales	120	...	...
Not analyzing merchandise line sales	51	1	...
Small single unit stores	3,674	68	...
	TULSA, OKLA.		
Large stores and multiunits—			
Analyzing merchandise line sales, total	4,558	30	...
Prescriptions	291	30	4,558
Other drugs, toiletries, drug sundries	2,063	30	4,558
Liquors, wines, beer (packaged only)	110	9	996
Fountain and meals	959	30	4,558
Tobacco, newsstand, confectionery	1,128	29	4,405
Farm animal remedies	(1)	1	(x)
Other sales	7	...	...
Not analyzing merchandise line sales	...	...	...
Small single unit stores	2,117	47	...
	WASHINGTON, D.C.		
Large stores and multiunits—			
Analyzing merchandise line sales, total	50,391	216	...
Prescriptions	4,267	216	50,391
Other drugs, toiletries, drug sundries	18,137	214	50,251
Liquors, wines, beer (packaged only)	1,657	30	6,379
Fountain and meals	11,081	216	50,391
Tobacco, newsstand, confectionery	14,634	208	49,425
Farm animal remedies	(1)	2	(x)
Other sales	615	...	...
Not analyzing merchandise line sales	742	6	...
Small single unit stores	7,378	133	...
	WHEELING, W.VA.-STEUBENVILLE, OHIO		
Large stores and multiunits—			
Analyzing merchandise line sales, total	3,171	23	...
Prescriptions	484	23	3,171
Other drugs, toiletries, drug sundries	1,531	23	3,171
Liquors, wines, beer (packaged only)	(1)	2	(x)
Fountain and meals	570	23	3,171
Tobacco, newsstand, confectionery	504	16	2,577
Farm animal remedies	(1)	4	(x)
Other sales	82	...	...
Not analyzing merchandise line sales	...	...	...
Small single unit stores	1,256	29	...
	WICHITA, KANS.		
Large stores and multiunits—			
Analyzing merchandise line sales, total	3,271	21	...
Prescriptions	480	21	3,271
Other drugs, toiletries, drug sundries	1,579	21	3,271
Liquors, wines, beer (packaged only)	(1)	2	(x)
Fountain and meals	587	21	3,271
Tobacco, newsstand, confectionery	603	19	3,034
Farm animal remedies	(1)	1	(x)
Other sales	22	...	...
Not analyzing merchandise line sales	285	1	...
Small single unit stores	1,698	33	...
	WILMINGTON, DEL.		
Large stores and multiunits—			
Analyzing merchandise line sales, total	3,960	19	...
Prescriptions	499	19	3,960
Other drugs, toiletries, drug sundries	1,934	19	3,960
Liquors, wines, beer (packaged only)	(1)	1	(x)
Fountain and meals	707	19	3,960
Tobacco, newsstand, confectionery	534	16	3,529
Farm animal remedies	(1)	2	(x)
Other sales	286	...	...
Not analyzing merchandise line sales	...	...	...
Small single unit stores	1,870	43	...
	WORCESTER, MASS.		
Large stores and multiunits—			
Analyzing merchandise line sales, total	2,976	20	...
Prescriptions	418	20	2,976
Other drugs, toiletries, drug sundries	1,269	20	2,976
Liquors, wines, beer (packaged only)	125	7	813
Fountain and meals	581	20	2,976
Tobacco, newsstand, confectionery	547	19	2,866
Farm animal remedies	...	...	...
Other sales	36	...	...
Not analyzing merchandise line sales	259	3	...
Small single unit stores	2,400	42	...
	YOUNGSTOWN, OHIO		
Large stores and multiunits—			
Analyzing merchandise line sales, total	2,787	20	...
Prescriptions	260	20	2,787
Other drugs, toiletries, drug sundries	1,359	20	2,787
Liquors, wines, beer (packaged only)	(1)	1	(x)
Fountain and meals	394	20	2,787
Tobacco, newsstand, confectionery	693	20	2,787
Farm animal remedies	2	8	720
Other sales	79	...	...
Not analyzing merchandise line sales	525	3	...
Small single unit stores	2,562	48	...

See footnotes at end of table.

Table 23E.—MERCHANDISE LINE SALES OF LARGE STORES AND MULTIUNITS—DRUG AND PROPRIETARY STORES—KIND OF BUSINESS, FOR SELECTED STANDARD METROPOLITAN AREAS: 1948—Continued

(See text for explanatory material)

Kind of business and merchandise line	Merchandise line sales (Thousand dollars)	Stores reporting merchandise line: Number	Stores reporting merchandise line: Total sales (Thousand dollars)
DRUG STORES, OTHER	**AKRON, OHIO**		
Large stores and multiunits—			
Analyzing merchandise line sales, total	1,196	10	...
Prescriptions	208	10	1,196
Other drugs, toiletries, drug sundries	609	10	1,196
Liquors, wines, beer (packaged only)	...	...	...
Tobacco, newsstand, confectionery	379	8	923
Farm animal remedies	...	...	...
Other sales	...	...	...
Not analyzing merchandise line sales	...	...	...
Small single unit stores	718	15	...
	ALBANY-SCHENECTADY-TROY, N.Y.		
Large stores and multiunits—			
Analyzing merchandise line sales, total	2,646	19	...
Prescriptions	558	19	2,646
Other drugs, toiletries, drug sundries	1,501	19	2,646
Liquors, wines, beer (packaged only)	(1)	1	(x)
Tobacco, newsstand, confectionery	488	15	2,234
Farm animal remedies	...	...	...
Other sales	99	...	...
Not analyzing merchandise line sales	...	...	...
Small single unit stores	1,465	31	...
	ALLENTOWN-BETHLEHEM-EASTON, PA.		
Large stores and multiunits—			
Analyzing merchandise line sales, total	1,741	10	...
Prescriptions	145	10	1,741
Other drugs, toiletries, drug sundries	1,009	10	1,741
Liquors, wines, beer (packaged only)	...	...	...
Tobacco, newsstand, confectionery	541	9	1,613
Farm animal remedies	(1)	2	(x)
Other sales	46	...	...
Not analyzing merchandise line sales	...	...	...
Small single unit stores	734	18	...
	ATLANTA, GA.		
Large stores and multiunits—			
Analyzing merchandise line sales, total	4,219	10	...
Prescriptions	686	10	2,519
Other drugs, toiletries, drug sundries	718	9	2,112
Liquors, wines, beer (packaged only)	(1)	4	(x)
Tobacco, newsstand, confectionery	983	9	2,112
Farm animal remedies	...	...	...
Other sales	138	...	...
Not analyzing merchandise line sales	...	...	...
Small single unit stores	434	11	...
	BALTIMORE, MD.		
Large stores and multiunits—			
Analyzing merchandise line sales, total	5,047	14	...
Prescriptions	264	14	2,047
Other drugs, toiletries, drug sundries	847	14	2,047
Liquors, wines, beer (packaged only)	697	11	1,592
Tobacco, newsstand, confectionery	131	8	1,125
Farm animal remedies	...	...	...
Other sales	108	...	...
Not analyzing merchandise line sales	...	...	...
Small single unit stores	3,305	71	...
	BOSTON, MASS.		
Large stores and multiunits—			
Analyzing merchandise line sales, total	2,149	18	...
Prescriptions	757	18	2,149
Other drugs, toiletries, drug sundries	1,105	17	2,109
Liquors, wines, beer (packaged only)	(1)	1	(x)
Tobacco, newsstand, confectionery	171	10	1,111
Farm animal remedies	(1)	1	(x)
Other sales	116	...	...
Not analyzing merchandise line sales	...	...	...
Small single unit stores	1,512	35	...
	BUFFALO, N.Y.		
Large stores and multiunits—			
Analyzing merchandise line sales, total	8,623	60	...
Prescriptions	1,504	60	8,623
Other drugs, toiletries, drug sundries	4,404	59	8,464
Liquors, wines, beer (packaged only)	(1)	4	(x)
Tobacco, newsstand, confectionery	2,373	53	7,545
Farm animal remedies	(1)	2	(x)
Other sales	342	...	...
Not analyzing merchandise line sales	...	...	...
Small single unit stores	6,175	148	...
	CHICAGO, ILL.		
Large stores and multiunits—			
Analyzing merchandise line sales, total	15,885	102	...
Prescriptions	3,950	102	15,885
Other drugs, toiletries, drug sundries	6,643	97	15,322
Liquors, wines, beer (packaged only)	2,648	31	6,554
Tobacco, newsstand, confectionery	1,615	58	10,546
Farm animal remedies	72	5	766
Other sales	957	...	...
Not analyzing merchandise line sales	112	2	...
Small single unit stores	13,389	355	...
	CINCINNATI, OHIO		
Large stores and multiunits—			
Analyzing merchandise line sales, total	3,793	22	...
Prescriptions	899	22	3,793
Other drugs, toiletries, drug sundries	1,347	22	3,793
Liquors, wines, beer (packaged only)	220	17	3,356
Tobacco, newsstand, confectionery	1,284	15	3,084
Farm animal remedies	...	...	...
Other sales	43	...	...
Not analyzing merchandise line sales	...	...	...
Small single unit stores	3,443	92	...
	CLEVELAND, OHIO		
Large stores and multiunits—			
Analyzing merchandise line sales, total	2,038	13	...
Prescriptions	306	13	2,038
Other drugs, toiletries, drug sundries	989	12	1,895
Liquors, wines, beer (packaged only)	50	8	1,502
Tobacco, newsstand, confectionery	687	10	1,747
Farm animal remedies	(1)	1	(x)
Other sales	6	...	...
Not analyzing merchandise line sales	...	...	...
Small single unit stores	2,102	63	...
	DALLAS, TEX.		
Large stores and multiunits—			
Analyzing merchandise line sales, total	3,263	17	...
Prescriptions	892	17	3,263
Other drugs, toiletries, drug sundries	1,683	15	2,739
Liquors, wines, beer (packaged only)	(1)	2	(x)
Tobacco, newsstand, confectionery	522	13	2,351
Farm animal remedies	(1)	1	(x)
Other sales	166	...	...
Not analyzing merchandise line sales	100	1	...
Small single unit stores	652	16	...
	DAYTON, OHIO		
Large stores and multiunits—			
Analyzing merchandise line sales, total	2,044	11	...
Prescriptions	501	11	2,044
Other drugs, toiletries, drug sundries	812	11	2,044
Liquors, wines, beer (packaged only)	(1)	2	(x)
Tobacco, newsstand, confectionery	488	9	1,545
Farm animal remedies	(1)	1	(x)
Other sales	245	...	...
Not analyzing merchandise line sales	...	...	...
Small single unit stores	601	14	...
	DETROIT, MICH.		
Large stores and multiunits—			
Analyzing merchandise line sales, total	18,737	97	...
Prescriptions	2,830	[illegible]	18,737
Other drugs, toiletries, drug sundries	5,094	86	16,855
Liquors, wines, beer (packaged only)	3,588	72	14,646
Tobacco, newsstand, confectionery	1,438	63	12,814
Farm animal remedies	(1)	4	(x)
Other sales	782	...	...
Not analyzing merchandise line sales	112	1	...
Small single unit stores	3,954	108	...
	HOUSTON, TEX.		
Large stores and multiunits—			
Analyzing merchandise line sales, total	1,940	13	...
Prescriptions	1,101	13	1,940
Other drugs, toiletries, drug sundries	542	8	1,154
Liquors, wines, beer (packaged only)	(1)	3	(x)
Tobacco, newsstand, confectionery	123	5	466
Farm animal remedies	(1)	1	(x)
Other sales	174	...	...
Not analyzing merchandise line sales	38	1	...
Small single unit stores	864	44	...
	LOS ANGELES, CALIF.		
Large stores and multiunits—			
Analyzing merchandise line sales, total	28,922	187	...
Prescriptions	6,990	187	28,922
Other drugs, toiletries, drug sundries	14,995	186	28,884
Liquors, wines, beer (packaged only)	2,137	80	16,207
Tobacco, newsstand, confectionery	3,983	121	21,335
Farm animal remedies	18	9	2,634
Other sales	799	...	...
Not analyzing merchandise line sales	143	2	...
Small single unit stores	11,835	242	...
	LOUISVILLE, KY.		
Large stores and multiunits—			
Analyzing merchandise line sales, total	2,074	10	...
Prescriptions	1,465	10	2,074
Other drugs, toiletries, drug sundries	296	6	680
Liquors, wines, beer (packaged only)	(1)	3	(x)
Tobacco, newsstand, confectionery	(1)	2	(x)
Farm animal remedies	(1)	2	(x)
Other sales	313	...	...
Not analyzing merchandise line sales	...	...	...
Small single unit stores	1,323	34	...
	MIAMI, FLA.		
Large stores and multiunits—			
Analyzing merchandise line sales, total	1,948	10	...
Prescriptions	868	10	1,948
Other drugs, toiletries, drug sundries	733	7	1,342
Liquors, wines, beer (packaged only)	(1)	2	(x)
Tobacco, newsstand, confectionery	(1)	2	(x)
Farm animal remedies	...	...	...
Other sales	347	...	...
Not analyzing merchandise line sales	...	...	...
Small single unit stores	1,247	39	...
	MINNEAPOLIS-ST. PAUL, MINN.		
Large stores and multiunits—			
Analyzing merchandise line sales, total	2,817	13	...
Prescriptions	403	13	2,817
Other drugs, toiletries, drug sundries	1,128	13	2,817
Liquors, wines, beer (packaged only)	(1)	4	(x)
Tobacco, newsstand, confectionery	535	10	2,217
Farm animal remedies	(1)	3	(x)
Other sales	751	...	...
Not analyzing merchandise line sales	...	...	...
Small single unit stores	1,179	27	...
	NEW ORLEANS, LA.		
Large stores and multiunits—			
Analyzing merchandise line sales, total	986	11	...
Prescriptions	183	11	986
Other drugs, toiletries, drug sundries	497	11	986
Liquors, wines, beer (packaged only)	159	7	745
Tobacco, newsstand, confectionery	127	9	709
Farm animal remedies	(1)	1	(x)
Other sales	20	...	...
Not analyzing merchandise line sales	215	2	...
Small single unit stores	2,362	75	...
	NEW YORK-NORTHEASTERN NEW JERSEY		
Large stores and multiunits—			
Analyzing merchandise line sales, total	59,106	408	...
Prescriptions	11,333	408	59,106
Other drugs, toiletries, drug sundries	33,680	408	58,[illegible]99
Liquors, wines, beer (packaged only)	1,508	28	6,[illegible]40
Tobacco, newsstand, confectionery	8,[illegible]07	435	36,[illegible]56
Farm animal remedies	[illegible]	5	681
Other sales	4,092	...	...
Not analyzing merchandise line sales	1,[illegible]34	7	...
Small single unit stores	109,[illegible]42	3,144	...
	PITTSBURGH, PA.		
Large stores and multiunits—			
Analyzing merchandise line sales, total	5,017	44	...
Prescriptions	997	[illegible]	5,017
Other drugs, toiletries, drug sundries	2,424	40	4,409
Liquors, wines, beer (packaged only)	(1)	2	(x)
Tobacco, newsstand, confectionery	1,417	37	4,[illegible]94
Farm animal remedies	(1)	3	(x)
Other sales	179	...	...
Not analyzing merchandise line sales	...	...	...
Small single unit stores	3,[illegible]66	74	...
	PORTLAND, OREG.		
Large stores and multiunits—			
Analyzing merchandise line sales, total	5,096	31	...
Prescriptions	1,[illegible]79	31	5,096
Other drugs, toiletries, drug sundries	2,850	28	4,83[illegible]
Liquors, wines, beer (packaged only)	(1)	2	(x)
Tobacco, newsstand, confectionery	738	21	3,933
Farm animal remedies	[illegible]	7	630
Other sales	327	...	...
Not analyzing merchandise line sales	119	1	...
Small single unit stores	942	20	...
	SACRAMENTO, CALIF.		
Large stores and multiunits—			
Analyzing merchandise line sales, total	3,920	15	...
Prescriptions	408	15	3,920
Other drugs, toiletries, drug sundries	1,989	15	3,920
Liquors, wines, beer (packaged only)	400	10	3,[illegible]09
Tobacco, newsstand, confectionery	765	10	3,[illegible]75
Farm animal remedies	(1)	1	(x)
Other sales	358	...	...
Not analyzing merchandise line sales	...	...	...
Small single unit stores	1,[illegible]22	27	...
	ST. LOUIS, MO.		
Large stores and multiunits—			
Analyzing merchandise line sales, total	8,98[illegible]	[illegible]	...
Prescriptions	2,991	[illegible]	8,98[illegible]
Other drugs, toiletries, drug sundries	3,[illegible]84	[illegible]8	8,[illegible]80
Liquors, wines, beer (packaged only)	861	33	4,[illegible]47
Tobacco, newsstand, confectionery	1,[illegible]34	[illegible]2	5,[illegible]78
Farm animal remedies	13	5	421
Other sales	199	...	...
Not analyzing merchandise line sales	...	...	...
Small single unit stores	5,700	167	...
	SALT LAKE CITY, UTAH		
Large stores and multiunits—			
Analyzing merchandise line sales, total	2,617	10	...
Prescriptions	731	10	2,617
Other drugs, toiletries, drug sundries	1,140	[illegible]	2,576
Liquors, wines, beer (packaged only)	(1)	[illegible]	(x)
Tobacco, newsstand, confectionery	588	[illegible]	1,761
Farm animal remedies	(1)	1	(x)
Other sales	168	...	...
Not analyzing merchandise line sales	22	1	...
Small single unit stores	[illegible]25	[illegible]	...
	SAN BERNARDINO, CALIF.		
Large stores and multiunits—			
Analyzing merchandise line sales, total	1,891	10	...
Prescriptions	468	10	1,891
Other drugs, toiletries, drug sundries	883	10	1,851
Liquors, wines, beer (packaged only)	(1)	[illegible]	(x)
Tobacco, newsstand, confectionery	212	[illegible]	1,532
Farm animal remedies	(1)	1	(x)
Other sales	328	...	...
Not analyzing merchandise line sales	...	...	...
Small single unit stores	[illegible]4	[illegible]	...
	SAN DIEGO, CALIF.		
Large stores and multiunits—			
Analyzing merchandise line sales, total	2,[illegible]32	17	...
Prescriptions	[illegible]35	17	2,232
Other drugs, toiletries, drug sundries	1,[illegible]55	17	2,[illegible]32
Liquors, wines, beer (packaged only)	[illegible]8	[illegible]	859
Tobacco, newsstand, confectionery	151	10	1,[illegible]62
Farm animal remedies	(1)	3	(x)
Other sales	99	...	...
Not analyzing merchandise line sales	...	...	...
Small single unit stores	947	25	...
	SAN FRANCISCO-OAKLAND, CALIF.		
Large stores and multiunits—			
Analyzing merchandise line sales, total	27,910	191	...
Prescriptions	4,[illegible]34	191	27,910
Other drugs, toiletries, drug sundries	13,923	188	27,738
Liquors, wines, beer (packaged only)	3,340	119	21,[illegible]89
Tobacco, newsstand, confectionery	4,[illegible]61	143	[illegible],[illegible]40
Farm animal remedies	70	14	[illegible],071
Other sales	1,472	...	...
Not analyzing merchandise line sales	[illegible]59	[illegible]	...
Small single unit stores	16,989	338	...
	SEATTLE, WASH.		
Large stores and multiunits—			
Analyzing merchandise line sales, total	4,493	22	...
Prescriptions	1,392	22	4,493
Other drugs, toiletries, drug sundries	2,138	20	4,073
Liquors, wines, beer (packaged only)	(1)	[illegible]	(x)
Tobacco, newsstand, confectionery	[illegible]06	15	3,[illegible]04
Farm animal remedies	(1)	1	(x)
Other sales	259	...	...
Not analyzing merchandise line sales	141	1	...
Small single unit stores	2,[illegible]9[illegible]	57	...
	SPOKANE, WASH.		
Large stores and multiunits—			
Analyzing merchandise line sales, total	[illegible],[illegible]04	12	...
Prescriptions	[illegible]97	12	[illegible],[illegible]64
Other drugs, toiletries, drug sundries	1,[illegible]84	10	3,758
Liquors, wines, beer (packaged only)	(1)	2	(x)
Tobacco, newsstand, confectionery	[illegible]86	[illegible]	3,[illegible]01
Farm animal remedies	(1)	1	(x)
Other sales	1,[illegible]93	...	...
Not analyzing merchandise line sales	...	...	...
Small single unit stores	[illegible]68	[illegible]	...

Table 23E.—MERCHANDISE LINE SALES OF LARGE STORES AND MULTIUNITS—DRUG AND PROPRIETARY STORES—KIND OF BUSINESS, FOR SELECTED STANDARD METROPOLITAN AREAS: 1948—Continued

[See text for explanatory material]

Kind of business and merchandise line	Merchandise line sales (Thousand dollars)	Stores reporting merchandise line: Number	Stores reporting merchandise line: Total sales (Thousand dollars)	Merchandise line sales (Thousand dollars)	Stores reporting merchandise line: Number	Stores reporting merchandise line: Total sales (Thousand dollars)	Merchandise line sales (Thousand dollars)	Stores reporting merchandise line: Number	Stores reporting merchandise line: Total sales (Thousand dollars)	Merchandise line sales (Thousand dollars)	Stores reporting merchandise line: Number	Stores reporting merchandise line: Total sales (Thousand dollars)	Merchandise line sales (Thousand dollars)	Stores reporting merchandise line: Number	Stores reporting merchandise line: Total sales (Thousand dollars)
DRUG STORES, OTHER	STOCKTON, CALIF.			TOLEDO, OHIO			WASHINGTON, D.C.			YOUNGSTOWN, OHIO					
Large stores and multiunits—															
Analyzing merchandise line sales, total	1,466	14	...	4,478	15	...	7,424	29	...	2,817	21	...			
Prescriptions	345	14	1,466	483	15	4,478	1,299	29	7,424	424	21	2,817			
Other drugs, toiletries, drug sundries	894	14	1,466	2,661	15	4,478	2,924	27	7,035	1,420	19	2,613			
Liquors, wines, beer (packaged only)	(1)	3	(x)	58	10	3,638	956	13	3,780	5	5	1,106			
Tobacco, newsstand, confectionery	126	10	982	1,138	11	3,871	1,648	19	5,710	774	19	2,568			
Farm animal remedies	(1)	4	(x)	...	...	...	...	...	...	(1)	3	(x)			
Other sales	101	...	...	138	...	...	597	...	...	194	...	...			
Not analyzing merchandise line sales	...	...	...	...	...	...	...	...	...	489	2	...			
Small single unit stores	1,097	23	...	789	15	...	809	20	...	1,428	31	...			

See footnotes at end of table.

Table 23E.—MERCHANDISE LINE SALES OF LARGE STORES AND MULTIUNITS—DRUG AND PROPRIETARY STORES—KIND OF BUSINESS, FOR SELECTED STANDARD METROPOLITAN AREAS: 1948—Continued

[See text for explanatory material]

Kind of business and merchandise line	Merchandise line sales (Thousand dollars)	Stores reporting merchandise line: Number	Stores reporting merchandise line: Total sales (Thousand dollars)	Merchandise line sales (Thousand dollars)	Stores reporting merchandise line: Number	Stores reporting merchandise line: Total sales (Thousand dollars)	Merchandise line sales (Thousand dollars)	Stores reporting merchandise line: Number	Stores reporting merchandise line: Total sales (Thousand dollars)	Merchandise line sales (Thousand dollars)	Stores reporting merchandise line: Number	Stores reporting merchandise line: Total sales (Thousand dollars)	Merchandise line sales (Thousand dollars)	Stores reporting merchandise line: Number	Stores reporting merchandise line: Total sales (Thousand dollars)
	CHICAGO, ILL.			DETROIT, MICH.			HOUSTON, TEX.			LOS ANGELES, CALIF.			PHILADELPHIA, PA.		
PROPRIETARY STORES, WITH FOUNTAIN															
Large stores and multiunits															
Analyzing merchandise line sales, total	[illegible]	[illegible]	[illegible]	[illegible]	[illegible]	[illegible]	[illegible]	[illegible]	[illegible]	[illegible]	[illegible]	[illegible]	[illegible]	[illegible]	[illegible]
Drugs, toiletries, drug sundries	[illegible]	[illegible]	[illegible]	[illegible]	[illegible]	[illegible]	[illegible]	[illegible]	[illegible]	[illegible]	[illegible]	[illegible]	[illegible]	[illegible]	[illegible]
Liquor, wines, beer (packaged only)	[illegible]	[illegible]	[illegible]	[illegible]	[illegible]	[illegible]	[illegible]	[illegible]	[illegible]	[illegible]	[illegible]	[illegible]	[illegible]	[illegible]	[illegible]
Food, eat and meals	[illegible]	[illegible]	[illegible]	[illegible]	[illegible]	[illegible]	[illegible]	[illegible]	[illegible]	[illegible]	[illegible]	[illegible]	[illegible]	[illegible]	[illegible]
Tobacco, newsstand, confectionery	[illegible]	[illegible]	[illegible]	[illegible]	[illegible]	[illegible]	[illegible]	[illegible]	[illegible]	[illegible]	[illegible]	[illegible]	[illegible]	[illegible]	[illegible]
Farm animal remedies	[illegible]	[illegible]	[illegible]	[illegible]	[illegible]	[illegible]	[illegible]	[illegible]	[illegible]	[illegible]	[illegible]	[illegible]	[illegible]	[illegible]	[illegible]
Other sales	[illegible]	[illegible]	[illegible]	[illegible]	[illegible]	[illegible]	[illegible]	[illegible]	[illegible]	[illegible]	[illegible]	[illegible]	[illegible]	[illegible]	[illegible]
Not analyzing merchandise line sales	[illegible]	[illegible]	[illegible]	[illegible]	[illegible]	[illegible]	[illegible]	[illegible]	[illegible]	[illegible]	[illegible]	[illegible]	[illegible]	[illegible]	[illegible]
Small single unit stores	[illegible]	[illegible]	[illegible]	[illegible]	[illegible]	[illegible]	[illegible]	[illegible]	[illegible]	[illegible]	[illegible]	[illegible]	[illegible]	[illegible]	[illegible]
	PITTSBURGH, PA.														
Large stores and multiunits															
Analyzing merchandise line sales, total	[illegible]	[illegible]	[illegible]												
Drugs, toiletries, drug sundries	[illegible]	[illegible]	[illegible]												
Liquor, wines, beer (packaged only)	[illegible]	[illegible]	[illegible]												
Food, eat and meals	[illegible]	[illegible]	[illegible]												
Tobacco, newsstand, confectionery	[illegible]	[illegible]	[illegible]												
Farm animal remedies	[illegible]	[illegible]	[illegible]												
Other sales	[illegible]	[illegible]	[illegible]												
Not analyzing merchandise line sales	[illegible]	[illegible]	[illegible]												
Small single unit stores	[illegible]	[illegible]	[illegible]												

Table 23E.—MERCHANDISE LINE SALES OF LARGE STORES AND MULTIUNITS—DRUG AND PROPRIETARY STORES—KIND OF BUSINESS, FOR SELECTED STANDARD METROPOLITAN AREAS: 1948—Continued

[See text for explanatory material]

Kind of business and merchandise line	Merchandise line sales (Thousand dollars)	Stores reporting merchandise line: Number	Stores reporting merchandise line: Total sales (Thousand dollars)	Merchandise line sales (Thousand dollars)	Stores reporting merchandise line: Number	Stores reporting merchandise line: Total sales (Thousand dollars)	Merchandise line sales (Thousand dollars)	Stores reporting merchandise line: Number	Stores reporting merchandise line: Total sales (Thousand dollars)	Merchandise line sales (Thousand dollars)	Stores reporting merchandise line: Number	Stores reporting merchandise line: Total sales (Thousand dollars)	Merchandise line sales (Thousand dollars)	Stores reporting merchandise line: Number	Stores reporting merchandise line: Total sales (Thousand dollars)
	[illegible]			[illegible]			[illegible]			NEWARK-METUCHEN-PERTH AMBOY			[illegible]		
PROPRIETARY STORES, OTHER															
Large stores and multiunits															
Analyzing merchandise line sales, total	[illegible]	[illegible]	[illegible]	[illegible]	[illegible]	[illegible]	[illegible]	[illegible]	[illegible]	[illegible]	[illegible]	[illegible]	[illegible]	[illegible]	[illegible]
Drugs, toiletries, drug sundries	[illegible]	[illegible]	[illegible]	[illegible]	[illegible]	[illegible]	[illegible]	[illegible]	[illegible]	[illegible]	[illegible]	[illegible]	[illegible]	[illegible]	[illegible]
Liquor, wines, beer (packaged only)	[illegible]	[illegible]	[illegible]	[illegible]	[illegible]	[illegible]	[illegible]	[illegible]	[illegible]	[illegible]	[illegible]	[illegible]	[illegible]	[illegible]	[illegible]
Tobacco, newsstand, confectionery	[illegible]	[illegible]	[illegible]	[illegible]	[illegible]	[illegible]	[illegible]	[illegible]	[illegible]	[illegible]	[illegible]	[illegible]	[illegible]	[illegible]	[illegible]
Farm animal remedies	[illegible]	[illegible]	[illegible]	[illegible]	[illegible]	[illegible]	[illegible]	[illegible]	[illegible]	[illegible]	[illegible]	[illegible]	[illegible]	[illegible]	[illegible]
Other sales	[illegible]	[illegible]	[illegible]	[illegible]	[illegible]	[illegible]	[illegible]	[illegible]	[illegible]	[illegible]	[illegible]	[illegible]	[illegible]	[illegible]	[illegible]
Not analyzing merchandise line sales	[illegible]	[illegible]	[illegible]	[illegible]	[illegible]	[illegible]	[illegible]	[illegible]	[illegible]	[illegible]	[illegible]	[illegible]	[illegible]	[illegible]	[illegible]
Small single unit stores	[illegible]	[illegible]	[illegible]	[illegible]	[illegible]	[illegible]	[illegible]	[illegible]	[illegible]	[illegible]	[illegible]	[illegible]	[illegible]	[illegible]	[illegible]
	[illegible]														
Large stores and multiunits															
Analyzing merchandise line sales, total	[illegible]	[illegible]	[illegible]												
Drugs, toiletries, drug sundries	[illegible]	[illegible]	[illegible]												
Liquor, wines, beer (packaged only)	[illegible]	[illegible]	[illegible]												
Tobacco, newsstand, confectionery	[illegible]	[illegible]	[illegible]												
Farm animal remedies	[illegible]	[illegible]	[illegible]												
Other sales	[illegible]	[illegible]	[illegible]												
Not analyzing merchandise line sales	[illegible]	[illegible]	[illegible]												
Small single unit stores	[illegible]	[illegible]	[illegible]												

Table 23F.—DRUG STORES—PRESCRIPTION SALES IN ALL STORES, STORES WITH SALES OF $100,000 OR MORE, AND MULTIUNIT STORES—UNITED STATES AND GEOGRAPHIC DIVISIONS: 1948

[See text for explanatory material and description of sample data included]

Geographic division and kind of business	Stores reporting number of prescriptions sold: Number	Sales, entire year (Thousand dollars)	Prescription sales: Number (Thousands)	Prescription sales: Amount (Thousand dollars)	Stores not reporting number of prescriptions sold: Number	Sales, entire year (Thousand dollars)
[illegible]	[illegible]	[illegible]	[illegible]	[illegible]	[illegible]	[illegible]
[illegible]	[illegible]	[illegible]	[illegible]	[illegible]	[illegible]	[illegible]
[illegible]	[illegible]	[illegible]	[illegible]	[illegible]	[illegible]	[illegible]
N[illegible], total	[illegible]	[illegible]	[illegible]	[illegible]	[illegible]	[illegible]
[illegible]	[illegible]	[illegible]	[illegible]	[illegible]	[illegible]	[illegible]
[illegible]	[illegible]	[illegible]	[illegible]	[illegible]	[illegible]	[illegible]
M[illegible] Atlantic, total	[illegible]	[illegible]	[illegible]	[illegible]	[illegible]	[illegible]
[illegible]	[illegible]	[illegible]	[illegible]	[illegible]	[illegible]	[illegible]
[illegible]	[illegible]	[illegible]	[illegible]	[illegible]	[illegible]	[illegible]
East North Central, total	[illegible]	[illegible]	[illegible]	[illegible]	[illegible]	[illegible]
[illegible]	[illegible]	[illegible]	[illegible]	[illegible]	[illegible]	[illegible]
[illegible]	[illegible]	[illegible]	[illegible]	[illegible]	[illegible]	[illegible]
West North Central, total	[illegible]	[illegible]	[illegible]	[illegible]	[illegible]	[illegible]
[illegible]	[illegible]	[illegible]	[illegible]	[illegible]	[illegible]	[illegible]
[illegible]	[illegible]	[illegible]	[illegible]	[illegible]	[illegible]	[illegible]
[illegible]	[illegible]	[illegible]	[illegible]	[illegible]	[illegible]	[illegible]
[illegible]	[illegible]	[illegible]	[illegible]	[illegible]	[illegible]	[illegible]
[illegible]	[illegible]	[illegible]	[illegible]	[illegible]	[illegible]	[illegible]
E[illegible], total	2,264	[illegible]	[illegible]	[illegible]	[illegible]	[illegible]
[illegible]	[illegible]	[illegible]	[illegible]	[illegible]	[illegible]	[illegible]
[illegible]	[illegible]	[illegible]	[illegible]	[illegible]	[illegible]	[illegible]
W[illegible] Central, total	[illegible]	[illegible]	[illegible]	[illegible]	[illegible]	[illegible]
[illegible]	[illegible]	[illegible]	[illegible]	[illegible]	[illegible]	[illegible]
[illegible]	349	[illegible]	[illegible]	[illegible]	[illegible]	[illegible]
M[illegible], total	[illegible]	[illegible]	[illegible]	[illegible]	[illegible]	[illegible]
[illegible]	[illegible]	[illegible]	[illegible]	[illegible]	[illegible]	[illegible]
[illegible]	[illegible]	[illegible]	[illegible]	[illegible]	[illegible]	[illegible]
[illegible]	[illegible]	[illegible]	[illegible]	62,022	[illegible]	[illegible]
[illegible]	[illegible]	[illegible]	[illegible]	[illegible]	[illegible]	[illegible]
[illegible]	[illegible]	[illegible]	[illegible]	[illegible]	[illegible]	[illegible]
STORES WITH SALES OF $100,000 OR MORE (SINGLE AND MULTIUNIT)						
United States, total	[illegible]	[illegible]	[illegible]	[illegible]	[illegible]	[illegible]
[illegible]	[illegible]	[illegible]	[illegible]	[illegible]	[illegible]	[illegible]
[illegible]	[illegible]	[illegible]	[illegible]	[illegible]	[illegible]	[illegible]
N[illegible], total	481	[illegible]	[illegible]	[illegible]	[illegible]	[illegible]
[illegible]	[illegible]	[illegible]	[illegible]	[illegible]	[illegible]	[illegible]
[illegible]	[illegible]	[illegible]	[illegible]	1,136	[illegible]	[illegible]
M[illegible], total	[illegible]	[illegible]	[illegible]	[illegible]	[illegible]	[illegible]
[illegible]	[illegible]	[illegible]	[illegible]	[illegible]	[illegible]	[illegible]
[illegible]	[illegible]	[illegible]	[illegible]	[illegible]	[illegible]	[illegible]
E[illegible] Central, total	[illegible]	[illegible]	[illegible]	[illegible]	[illegible]	[illegible]
Drug stores, with fountain	[illegible]	[illegible]	[illegible]	[illegible]	[illegible]	[illegible]
Drug stores, other	439	[illegible]	[illegible]	[illegible]	[illegible]	[illegible]
West North Central, total	771	[illegible]	[illegible]	[illegible]	3	[illegible]
Drug stores, with fountain	614	[illegible]	7,846	13,095	[illegible]	[illegible]
Drug stores, other	[illegible]	[illegible]	[illegible]	[illegible]	13	[illegible]
South Atlantic, total	[illegible]	[illegible]	[illegible]	[illegible]	[illegible]	[illegible]
[illegible]	[illegible]	[illegible]	[illegible]	[illegible]	[illegible]	1,974
[illegible]	[illegible]	[illegible]	[illegible]	[illegible]	[illegible]	[illegible]
South Central, total	[illegible]	[illegible]	[illegible]	[illegible]	[illegible]	[illegible]
Drug stores, with fountain	[illegible]	[illegible]	[illegible]	[illegible]	[illegible]	[illegible]
Drug stores, other	[illegible]	[illegible]	[illegible]	[illegible]	[illegible]	[illegible]
West South Central, total	[illegible]	[illegible]	[illegible]	[illegible]	[illegible]	21,177
Drug stores, with fountain	[illegible]	[illegible]	[illegible]	[illegible]	[illegible]	[illegible]
Drug stores, other	[illegible]	[illegible]	[illegible]	[illegible]	[illegible]	[illegible]
Mountain, total	[illegible]	[illegible]	[illegible]	[illegible]	[illegible]	[illegible]
Drug stores, with fountain	[illegible]	[illegible]	[illegible]	[illegible]	[illegible]	[illegible]
Drug stores, other	[illegible]	[illegible]	[illegible]	[illegible]	[illegible]	[illegible]
Pacific, total	[illegible]	[illegible]	[illegible]	[illegible]	154	[illegible]
Drug stores, with fountain	[illegible]	[illegible]	[illegible]	[illegible]	[illegible]	[illegible]
Drug stores, other	[illegible]	[illegible]	[illegible]	[illegible]	[illegible]	[illegible]
MULTIUNIT DRUG STORES (REGARDLESS OF SALES SIZE)						
United States, total	[illegible]	[illegible]	[illegible]	[illegible]	[illegible]	[illegible]
Drug stores, with fountain	[illegible]	[illegible]	[illegible]	[illegible]	258	[illegible]
Drug stores, other	[illegible]	[illegible]	[illegible]	[illegible]	[illegible]	[illegible]
New England, total	[illegible]	[illegible]	[illegible]	[illegible]	16	[illegible]
Drug stores, with fountain	[illegible]	[illegible]	[illegible]	[illegible]	[illegible]	[illegible]
Drug stores, other	[illegible]	[illegible]	[illegible]	838	2	[illegible]
Middle Atlantic, total	[illegible]	[illegible]	[illegible]	[illegible]	[illegible]	[illegible]
Drug stores, with fountain	[illegible]	[illegible]	[illegible]	[illegible]	[illegible]	[illegible]
Drug stores, other	[illegible]	[illegible]	[illegible]	[illegible]	[illegible]	[illegible]
East North Central, total	[illegible]	[illegible]	9,137	[illegible]	[illegible]	[illegible]
Drug stores, with fountain	[illegible]	[illegible]	[illegible]	[illegible]	[illegible]	[illegible]
Drug stores, other	[illegible]	[illegible]	2,728	[illegible]	[illegible]	[illegible]
West North Central, total	[illegible]	[illegible]	[illegible]	[illegible]	18	[illegible]
Drug stores, with fountain	[illegible]	[illegible]	[illegible]	5,885	12	815
Drug stores, other	78	11,228	1,286	2,201	[illegible]	[illegible]
South Atlantic, total	[illegible]	[illegible]	[illegible]	13,359	[illegible]	[illegible]
Drug stores, with fountain	[illegible]	[illegible]	[illegible]	11,348	29	[illegible]
Drug stores, other	[illegible]	[illegible]	[illegible]	1,961	[illegible]	258
East South Central, total	[illegible]	[illegible]	[illegible]	4,689	23	[illegible]
Drug stores, with fountain	[illegible]	[illegible]	[illegible]	2,979	[illegible]	[illegible]
Drug stores, other	[illegible]	4,819	[illegible]	[illegible]	[illegible]	467
West South Central, total	[illegible]	88,349	[illegible]	[illegible]	[illegible]	6,285
Drug stores, with fountain	399	[illegible]	[illegible]	[illegible]	[illegible]	[illegible]
Drug stores, other	58	7,087	512	[illegible]	[illegible]	[illegible]
Mountain, total	[illegible]	[illegible]	[illegible]	[illegible]	12	2,184
Drug stores, with fountain	[illegible]	[illegible]	1,330	[illegible]	12	2,184
Drug stores, other	37	[illegible]	[illegible]	723	...	...
Pacific, total	652	[illegible]	[illegible]	15,115	[illegible]	[illegible]
Drug stores, with fountain	[illegible]	108,339	[illegible]	[illegible]	[illegible]	[illegible]
Drug stores, other	[illegible]	[illegible]	[illegible]	[illegible]	22	1,327

Table 23G.—DRUG STORES—PRESCRIPTION SALES IN LARGE STORES AND MULTIUNITS, AND IN SMALL STORE SAMPLE —UNITED STATES AND GEOGRAPHIC DIVISIONS: 1948

[See text for explanatory material and description of sample data included]

Geographic division and kind of business	Large stores and multiunits						Sample of small single-unit stores					
	Stores reporting number of prescriptions sold				Stores not reporting number of prescriptions sold		Stores reporting number of prescriptions sold				Stores not reporting number of prescriptions sold	
	Number	Sales, entire year (Thousand dollars)	Prescription sales		Number	Sales, entire year (Thousand dollars)	Number	Sales, entire year (Thousand dollars)	Prescription sales		Number	Sales, entire year (Thousand dollars)
			Number (Thousands)	Amount (Thousand dollars)					Number (Thousands)	Amount (Thousand dollars)		
United States, total	11,955	2,008,376	144,736	272,158	1,463	194,173	2,931	135,198	16,200	27,688	421	18,337
Drug stores, with fountain	9,156	1,565,420	97,965	179,143	1,130	151,242	2,022	99,589	10,326	17,890	312	14,461
Drug stores, other	2,799	442,956	46,771	93,015	333	42,931	909	35,609	5,874	9,798	109	3,876
New England, total	691	96,418	8,779	17,479	68	8,060	215	11,191	1,064	2,223	34	1,703
Drug stores, with fountain	634	87,474	7,443	14,983	60	6,935	197	10,401	910	1,934	30	1,559
Drug stores, other	57	8,944	1,336	2,496	8	1,125	18	790	154	289	4	144
Middle Atlantic, total	2,123	316,266	22,963	41,922	227	26,032	795	30,938	4,768	7,299	63	2,429
Drug stores, with fountain	1,375	205,282	12,008	21,675	155	17,541	395	16,414	1,998	3,185	41	1,792
Drug stores, other	748	110,984	10,955	20,247	72	8,491	400	14,524	2,770	4,114	22	637
East North Central, total	2,789	493,195	24,027	44,137	306	45,383	551	27,444	2,242	4,115	87	3,810
Drug stores, with fountain	2,237	402,125	16,207	28,718	245	34,890	412	21,746	1,539	2,679	62	2,910
Drug stores, other	552	91,070	7,820	15,419	61	10,493	139	5,698	703	1,436	25	900
West North Central, total	1,061	186,991	13,188	23,013	112	14,743	344	15,388	1,477	2,570	44	2,067
Drug stores, with fountain	840	151,940	8,743	15,120	89	11,466	274	12,925	1,047	1,855	36	1,751
Drug stores, other	221	35,051	4,445	7,893	23	3,277	70	2,463	430	715	8	316
South Atlantic, total	1,511	276,256	24,382	42,959	152	19,128	286	14,182	2,213	3,872	52	2,310
Drug stores, with fountain	1,343	244,918	20,726	35,544	129	16,767	240	12,282	1,825	3,237	45	2,072
Drug stores, other	168	31,338	3,656	7,415	23	2,361	46	1,900	388	635	7	238
East South Central, total	544	81,134	9,436	16,851	95	14,437	172	8,978	1,331	2,225	32	1,390
Drug stores, with fountain	456	68,605	7,136	12,251	81	12,461	127	7,065	990	1,592	23	1,118
Drug stores, other	88	12,529	2,300	4,600	14	1,976	45	1,913	341	633	9	272
West South Central, total	1,034	166,668	15,678	29,883	200	24,615	270	11,647	1,586	2,704	66	2,533
Drug stores, with fountain	866	144,585	12,116	22,759	159	20,998	202	9,794	1,224	2,048	49	1,961
Drug stores, other	168	22,083	3,562	7,124	41	3,617	68	1,853	362	656	17	572
Mountain, total	525	87,637	6,362	12,632	95	14,165	92	4,818	498	806	12	516
Drug stores, with fountain	417	67,295	4,479	8,649	80	11,853	76	4,122	414	593	9	374
Drug stores, other	108	20,342	1,883	3,983	15	2,312	16	696	84	213	3	142
Pacific, total	1,677	303,811	19,921	43,282	208	27,610	206	10,612	1,021	1,874	31	1,579
Drug stores, with fountain	988	193,196	9,107	19,444	132	18,331	99	4,840	379	767	17	924
Drug stores, other	689	110,615	10,814	23,838	76	9,279	107	5,772	642	1,107	14	655

Table 23H.—DRUG STORES—PRESCRIPTION SALES IN LARGE STORES AND MULTIUNITS, BY STATE: 1948

[See text for explanatory material]

State and kind of business	Large stores and multiunits						Small single-unit stores	
	Stores reporting number of prescriptions sold				Stores not reporting number of prescriptions sold		Number	Sales, entire year (Thousand dollars)
	Number	Sales, entire year (Thousand dollars)	Prescription sales		Number	Sales, entire year (Thousand dollars)		
			Number (Thousands)	Amount (Thousand dollars)				
Alabama, total	136	18,532	2,523	4,361	24	4,445	509	22,418
Drug stores, with fountain	116	16,295	2,053	3,612	19	3,711	376	18,108
Drug stores, other	20	2,237	470	749	5	734	133	4,310
Arizona, total	87	15,712	1,013	2,236	26	3,287	115	6,010
Drug stores, with fountain	78	13,316	751	1,810	23	2,933	95	4,911
Drug stores, other	9	2,396	262	426	3	354	20	1,099
Arkansas, total	83	10,439	1,161	1,840	11	1,279	438	17,390
Drug stores, with fountain	66	8,388	898	1,287	10	1,139	316	13,401
Drug stores, other	17	2,051	263	553	1	140	122	3,989
California, total	1,335	249,828	14,601	32,835	160	20,583	1,554	80,157
Drug stores, with fountain	811	168,002	7,224	15,871	105	13,947	625	33,329
Drug stores, other	524	81,826	7,377	16,964	55	6,636	929	46,828
Colorado, total	144	24,918	1,581	2,934	33	5,701	346	17,920
Drug stores, with fountain	128	22,671	1,356	2,352	31	5,369	311	16,404
Drug stores, other	16	2,247	225	582	2	332	35	1,516
Connecticut, total	163	23,637	2,228	4,400	18	2,710	612	30,662
Drug stores, with fountain	149	22,041	1,809	3,715	13	2,045	558	28,256
Drug stores, other	14	1,596	419	685	5	665	54	2,406
Delaware, total	22	4,487	288	505	1	152	72	2,901
Drug stores, with fountain	19	(x)	(x)	(x)	1	152	52	2,195
Drug stores, other	3	(x)	(x)	(x)	...	...	20	706
District of Columbia, total	185	44,489	2,448	4,640	8	1,268	106	5,602
Drug stores, with fountain	163	38,639	1,860	3,577	6	1,001	87	4,837
Drug stores, other	22	5,850	588	1,063	2	267	19	765
Florida, total	268	57,305	3,635	7,646	25	3,304	473	22,518
Drug stores, with fountain	234	52,289	2,871	5,566	20	2,490	342	17,333
Drug stores, other	34	5,016	764	2,080	5	814	131	5,185
Georgia, total	220	29,963	3,286	6,080	45	5,706	680	29,876
Drug stores, with fountain	196	25,906	2,830	4,843	39	5,250	570	26,440
Drug stores, other	24	4,057	456	1,237	6	456	110	3,436
Idaho, total	46	6,655	646	1,174	4	646	131	6,821
Drug stores, with fountain	24	3,076	316	549	2	279	90	4,294
Drug stores, other	22	3,579	330	625	2	367	41	2,527
Illinois, total	744	137,921	8,087	13,731	70	10,898	2,113	91,836
Drug stores, with fountain	592	114,460	5,538	8,775	54	7,579	1,526	70,358
Drug stores, other	152	23,461	2,549	4,956	16	3,319	587	21,478
Indiana, total	351	59,652	2,841	4,850	48	6,324	816	40,156
Drug stores, with fountain	306	52,623	2,289	3,744	46	6,204	680	34,651
Drug stores, other	45	7,029	552	1,106	2	120	136	5,505
Iowa, total	136	23,795	1,441	2,689	24	3,323	696	28,368
Drug stores, with fountain	109	18,682	1,219	2,235	21	3,001	553	23,337
Drug stores, other	27	5,113	222	454	3	322	143	5,031
Kansas, total	150	21,350	2,193	3,573	12	1,640	600	25,466
Drug stores, with fountain	124	17,981	1,628	2,289	11	1,371	548	23,442
Drug stores, other	26	3,369	565	1,284	1	269	52	2,024
Kentucky, total	158	28,066	2,753	5,014	21	2,452	497	23,299
Drug stores, with fountain	135	23,678	2,065	2,956	19	2,148	373	18,634
Drug stores, other	23	4,388	688	2,058	2	304	124	4,665
Louisiana, total	154	26,873	2,381	4,648	35	4,184	557	22,702
Drug stores, with fountain	121	23,935	1,890	3,709	29	3,643	274	12,894
Drug stores, other	33	2,938	491	939	6	541	283	9,808
Maine, total	36	4,629	414	852	11	709	222	10,560
Drug stores, with fountain	34	(x)	(x)	(x)	10	569	144	9,356
Drug stores, other	2	(x)	(x)	(x)	1	140	78	1,204

See footnote at end of table.

Table 23H.—DRUG STORES—PRESCRIPTION SALES IN LARGE STORES AND MULTIUNITS, BY STATE: 1948—Continued

[See text for explanatory material]

State and kind of business	Large stores and multiunits						Small single unit stores	
	Stores reporting number of prescriptions sold				Stores not reporting number of prescriptions sold			
			Prescription sales					
	Number	Sales, entire year (Thousand dollars)	Number (Thousands)	Amount (Thousand dollars)	Number	Sales, entire year (Thousand dollars)	Number	Sales, entire year (Thousand dollars)
Maryland, total	191	34,565	2,386	3,553	15	1,948	425	21,005
Drug stores, with fountain	171	32,082	2,053	3,061	13	1,639	341	17,344
Drug stores, other	20	2,483	333	492	2	309	84	3,661
Massachusetts, total	377	50,736	4,764	8,864	31	3,499	1,232	63,668
Drug stores, with fountain	351	47,033	4,136	7,787	30	3,297	1,162	60,766
Drug stores, other	26	3,703	628	1,077	1	202	70	2,902
Michigan, total	737	141,424	5,394	10,034	104	17,185	1,132	55,556
Drug stores, with fountain	581	112,346	3,262	6,038	82	13,153	886	44,755
Drug stores, other	156	29,078	2,132	3,996	22	4,032	246	10,801
Minnesota, total	218	39,395	2,836	4,756	23	3,049	674	32,404
Drug stores, with fountain	167	30,908	2,021	3,324	18	2,330	481	23,849
Drug stores, other	51	8,487	815	1,432	5	719	193	8,555
Mississippi, total	79	10,120	1,284	2,298	17	1,990	409	15,488
Drug stores, with fountain	55	7,141	748	1,464	12	1,418	281	11,226
Drug stores, other	24	2,979	536	834	5	572	128	4,262
Missouri, total	380	76,387	4,718	8,248	21	2,263	1,179	47,608
Drug stores, with fountain	299	64,788	2,350	4,534	18	1,971	874	36,998
Drug stores, other	81	11,599	2,368	3,714	3	292	305	10,610
Montana, total	36	5,751	456	1,156	7	1,199	156	6,809
Drug stores, with fountain	15	2,113	175	378	4	546	85	3,770
Drug stores, other	21	3,638	281	778	3	653	71	3,039
Nebraska, total	107	15,386	1,178	1,960	16	1,937	441	18,516
Drug stores, with fountain	89	12,331	947	1,481	11	1,597	350	15,224
Drug stores, other	18	3,055	231	479	5	340	91	3,292
Nevada, total	41	6,750	283	689	10	1,647	23	1,269
Drug stores, with fountain	24	3,595	163	325	8	1,390	12	652
Drug stores, other	17	3,155	120	364	2	257	11	617
New Hampshire, total	35	4,038	446	958	2	183	128	6,329
Drug stores, with fountain	32	(x)	(x)	(x)	2	183	119	6,003
Drug stores, other	3	(x)	(x)	(x)	---	---	9	326
New Jersey, total	333	52,379	3,848	7,870	52	5,844	1,203	50,433
Drug stores, with fountain	188	27,926	1,929	3,807	31	3,557	542	23,926
Drug stores, other	145	24,453	1,919	4,063	21	2,287	661	26,507
New Mexico, total	59	10,082	730	1,621	7	899	112	5,215
Drug stores, with fountain	54	8,927	652	1,463	5	655	96	4,715
Drug stores, other	5	1,155	78	158	2	244	16	500
New York, total	1,243	178,794	13,492	23,925	94	11,007	4,580	172,398
Drug stores, with fountain	772	110,982	6,179	11,005	60	6,432	1,515	64,263
Drug stores, other	451	67,812	7,313	12,920	34	4,575	3,065	108,135
North Carolina, total	183	29,585	4,256	7,188	19	2,741	611	28,674
Drug stores, with fountain	165	26,106	3,739	6,389	17	2,578	573	27,339
Drug stores, other	18	3,479	517	799	2	163	38	1,335
North Dakota, total	30	5,344	457	937	5	1,277	125	5,555
Drug stores, with fountain	21	3,555	341	579	2	266	92	4,501
Drug stores, other	9	1,789	116	358	3	1,011	33	1,054
Ohio, total	739	120,283	6,493	10,583	49	6,611	1,510	72,186
Drug stores, with fountain	585	[illegible]	3,512	6,351	35	4,404	1,116	56,874
Drug stores, other	154	25,[illegible]	1,981	4,232	14	2,207	394	15,312
Oklahoma, total	157	25,[illegible]	1,975	3,818	14	1,314	692	28,840
Drug stores, with fountain	141	21,[illegible]	1,296	2,384	12	1,132	618	26,692
Drug stores, other	16	[illegible]	679	1,434	2	182	74	2,148
Oregon, total	133	18,[illegible]	1,829	3,[illegible]	21	2,[illegible]10	314	14,691
Drug stores, with fountain	62	[illegible]	621	1,008	11	985	175	8,209
Drug stores, other	71	11,[illegible]	1,208	2,512	10	1,425	139	6,482

(x) Not available. See general headnote.

Table 23H.—DRUG STORES—PRESCRIPTION SALES IN LARGE STORES AND MULTIUNITS, BY STATE: 1948—Continued

[See text for explanatory material]

State and kind of business	Large stores and multiunits						Small single-unit stores	
	Stores reporting number of prescriptions sold				Stores not reporting number of prescriptions sold		Number	Sales, entire year (Thousand dollars)
	Number	Sales, entire year (Thousand dollars)	Prescription sales		Number	Sales, entire year (Thousand dollars)		
			Number (Thousands)	Amount (Thousand dollars)				
Pennsylvania, total	567	85,093	5,623	10,127	81	9,181	2,796	107,097
Drug stores, with fountain	415	66,374	3,900	6,864	64	7,552	2,030	83,388
Drug stores, other	152	18,719	1,723	3,263	17	1,629	766	23,709
Rhode Island, total	69	11,829	812	2,180	5	841	208	9,462
Drug stores, with fountain	61	9,541	691	1,907	5	841	197	9,192
Drug stores, other	8	2,288	121	273	...	...	11	270
South Carolina, total	89	13,702	1,626	3,188	19	1,648	397	17,860
Drug stores, with fountain	77	11,802	1,367	2,765	16	1,534	367	16,750
Drug stores, other	12	1,900	259	423	3	114	30	1,110
South Dakota, total	40	5,334	365	850	11	1,254	165	7,626
Drug stores, with fountain	31	3,695	237	677	8	930	130	5,931
Drug stores, other	9	1,639	128	173	3	324	35	1,695
Tennessee, total	171	24,416	2,876	5,178	33	5,550	624	27,743
Drug stores, with fountain	150	21,491	2,270	4,219	31	5,184	519	24,620
Drug stores, other	21	2,925	606	959	2	366	105	3,123
Texas, total	638	103,723	10,161	19,577	140	17,838	1,669	70,461
Drug stores, with fountain	538	90,599	8,032	15,379	108	15,084	1,280	56,721
Drug stores, other	100	13,124	2,129	4,198	32	2,754	389	13,740
Utah, total	70	11,763	1,180	2,137	4	408	111	5,014
Drug stores, with fountain	58	8,083	629	1,128	3	303	93	4,312
Drug stores, other	12	3,680	551	1,009	1	105	18	702
Vermont, total	11	1,549	115	225	1	118	92	4,723
Drug stores, with fountain	7	(x)	(x)	(x)	...	...	78	4,127
Drug stores, other	4	(x)	(x)	(x)	1	118	14	596
Virginia, total	255	47,461	4,937	7,309	11	1,389	375	17,977
Drug stores, with fountain	239	42,719	4,562	6,723	9	1,166	342	16,890
Drug stores, other	16	4,742	375	586	2	223	33	1,087
Washington, total	209	35,167	3,491	6,927	27	4,617	504	23,445
Drug stores, with fountain	116	17,557	1,262	2,566	16	3,399	284	13,180
Drug stores, other	93	17,610	2,229	4,361	11	1,218	220	10,265
West Virginia, total	98	14,699	1,520	2,850	9	972	243	11,450
Drug stores, with fountain	79	11,483	1,175	2,150	8	957	217	10,386
Drug stores, other	19	3,216	345	700	1	15	26	1,064
Wisconsin, total	218	33,915	2,212	4,939	35	4,365	828	39,490
Drug stores, with fountain	173	27,443	1,606	3,809	28	3,550	679	33,665
Drug stores, other	45	6,472	606	1,130	7	815	149	5,825
Wyoming, total	42	6,006	473	685	4	378	42	2,260
Drug stores, with fountain	36	5,514	437	645	4	378	39	2,115
Drug stores, other	6	492	36	40	...	...	3	145

x Withheld to avoid disclosure.

Table 23J.—DRUG STORES—NUMBER OF REGISTERED PHARMACISTS—UNITED STATES AND GEOGRAPHIC DIVISIONS: 1948

[Data based on sample. See text for description of sample and other explanatory materials]

Geographic division and kind of business	Stores reporting number of pharmacists working December 15										Stores not reporting number of pharmacists working	
	Total				Stores with less than three full-time pharmacists			Stores with three full-time pharmacists or more				
			Pharmacists working			Pharmacists working			Pharmacists working			
	Number	Sales, entire year (Thousand dollars)	Total (Number)	Full time (Number)	Stores (Number)	Total (Number)	Full time (Number)	Stores (Number)	Total (Number)	Full time (Number)	Number	Sales, entire year (Thousand dollars)
United States, total	[illegible]	[illegible]	77,496	67,588	40,564	62,521	53,393	4,088	14,975	14,195	2,286	138,920
Drug stores, with fountain	[illegible]	[illegible]	54,502	47,568	29,426	45,446	39,005	2,567	9,056	8,563	1,633	103,758
Drug stores, other	[illegible]	[illegible]	22,994	20,020	11,138	17,075	14,388	1,521	5,919	5,632	653	35,172
New England, total	3,241	223,392	5,545	5,134	2,726	4,180	3,853	365	1,365	1,281	158	10,026
Drug stores, with fountain	2,838	205,306	4,928	4,591	2,539	3,857	3,583	299	1,071	1,008	126	8,703
Drug stores, other	403	18,086	617	543	187	323	270	66	294	273	32	1,323
Middle Atlantic, total	10,539	654,572	18,977	15,803	9,541	15,275	12,334	998	3,702	3,469	391	21,396
Drug stores, with fountain	5,628	340,588	10,021	8,284	5,170	8,307	6,717	458	1,714	1,567	262	14,295
Drug stores, other	4,911	263,984	8,956	7,519	4,371	6,968	5,617	540	1,988	1,902	129	7,101
East North Central, total	9,001	821,248	16,001	13,843	8,211	13,161	11,172	790	2,840	2,671	474	29,870
Drug stores, with fountain	6,363	659,996	12,075	10,390	6,348	10,276	8,713	515	1,799	1,677	359	23,579
Drug stores, other	2,638	161,252	3,926	3,453	1,863	2,885	2,459	275	1,041	994	115	6,291
West North Central, total	4,311	360,764	7,482	6,636	4,526	6,389	5,604	285	1,093	1,032	242	15,522
Drug stores, with fountain	3,845	298,188	5,894	5,178	3,680	5,302	4,605	165	592	573	184	11,978
Drug stores, other	466	62,576	1,588	1,458	846	1,087	999	120	501	459	58	3,544
South Atlantic, total	4,768	[illegible]	7,960	7,116	4,353	6,492	5,707	415	1,468	1,409	275	15,792
Drug stores, with fountain	4,042	391,794	6,789	6,053	3,770	5,670	4,993	324	1,113	1,063	228	13,431
Drug stores, other	726	50,718	1,171	1,063	583	816	717	91	355	346	47	2,361
East South Central, total	2,559	193,182	4,118	3,686	2,383	3,490	3,075	176	628	611	120	6,069
Drug stores, with fountain	1,960	158,474	3,145	2,782	1,844	2,742	2,390	116	403	392	77	4,422
Drug stores, other	599	34,708	973	904	539	748	685	60	225	219	43	1,647
West South Central, total	4,204	323,360	6,449	5,855	3,854	5,247	4,686	350	1,202	1,169	390	20,023
Drug stores, with fountain	3,263	268,740	5,088	4,643	2,975	4,128	3,711	288	960	932	272	14,393
Drug stores, other	941	54,620	1,361	1,212	879	1,119	975	62	242	237	118	5,630
Mountain, total	1,587	149,489	2,908	2,700	1,346	2,095	1,849	241	813	855	73	5,653
Drug stores, with fountain	1,407	120,260	2,484	2,155	1,119	1,738	1,506	188	666	649	40	3,838
Drug stores, other	180	29,229	424	545	227	357	339	53	217	206	33	1,815
Pacific, total	4,793	438,756	7,986	6,815	3,624	6,192	5,117	468	1,794	1,698	163	14,579
Drug stores, with fountain	4,195	383,448	6,970	6,158	3,492	1,981	3,420	2,790	214	738	702	85	9,119
Drug stores, other	1,947	178,776	3,828	3,323	1,643	2,772	2,327	254	1,056	996	78	5,460

Table 23K.— DRUG STORES—NUMBER OF REGISTERED PHARMACISTS IN LARGE STORES AND MULTIUNITS, AND IN SMALL STORE SAMPLE—UNITED STATES AND GEOGRAPHIC DIVISIONS: 1948

[See text for explanatory material and description of sample data included]

Geographic division and kind of business	Stores reporting number of pharmacists working December 15										Stores not reporting number of pharmacists working	
	Total				Stores with less than three full-time pharmacists			Stores with three full-time pharmacists or more				
			Pharmacists working			Pharmacists working			Pharmacists working			
	Number	Sales, entire year (Thousand dollars)	Total (Number)	Full time (Number)	Stores (Number)	Total (Number)	Full time (Number)	Stores (Number)	Total (Number)	Full time (Number)	Number	Sales, entire year (Thousand dollars)
LARGE STORES AND MULTIUNITS												
United States, total	12,932	2,138,349	29,916	26,898	9,854	18,321	15,903	3,078	11,595	10,995	486	64,200
Drug stores, with fountain	9,903	1,666,834	22,142	19,848	7,776	14,526	12,635	2,127	7,616	7,213	383	49,828
Drug stores, other	3,029	471,515	7,774	7,050	2,078	3,795	3,268	951	3,979	3,782	103	14,372
New England, total	731	100,392	1,855	1,704	486	930	833	245	925	871	28	4,086
Drug stores, with fountain	668	90,396	1,638	1,511	459	887	793	209	751	718	26	4,013
Drug stores, other	63	9,996	217	193	27	43	40	36	174	153	2	73
Middle Atlantic, total	2,269	332,402	5,587	5,023	1,611	3,045	2,644	658	2,542	2,379	81	9,896
Drug stores, with fountain	1,478	217,358	3,501	3,134	1,100	2,067	1,807	378	1,434	1,327	52	5,465
Drug stores, other	791	115,044	2,086	1,889	511	978	837	280	1,108	1,052	29	4,431
East North Central, total	2,991	524,728	6,701	6,073	2,401	4,521	4,012	590	2,180	2,061	104	13,850
Drug stores, with fountain	2,393	425,656	5,265	4,740	1,968	3,766	3,343	425	1,499	1,397	89	11,359
Drug stores, other	598	99,072	1,436	1,333	433	755	669	165	681	664	15	2,491
West North Central, total	1,131	195,762	2,522	2,266	896	1,619	1,394	235	903	872	42	5,972
Drug stores, with fountain	895	159,008	1,924	1,718	730	1,332	1,145	165	592	573	34	4,398
Drug stores, other	236	36,754	598	548	166	287	249	70	311	299	8	1,574
South Atlantic, total	1,608	288,362	3,510	3,226	1,263	2,262	2,037	345	1,248	1,189	55	7,022
Drug stores, with fountain	1,424	255,574	3,039	2,793	1,140	2,046	1,850	284	993	943	48	6,111
Drug stores, other	184	32,788	471	433	123	216	187	61	255	246	7	911
East South Central, total	619	92,932	1,338	1,206	483	830	715	136	508	491	20	2,589
Drug stores, with fountain	520	78,844	1,085	982	414	712	620	106	373	362	17	2,222
Drug stores, other	99	14,138	253	224	69	118	95	30	135	129	3	367
West South Central, total	1,164	182,830	2,459	2,255	844	1,507	1,336	270	952	919	70	8,453
Drug stores, with fountain	973	159,000	2,028	1,853	755	1,278	1,131	218	750	722	52	6,583
Drug stores, other	191	23,830	431	402	139	229	205	52	202	197	18	1,870
Mountain, total	597	98,029	1,488	1,370	396	735	645	201	753	725	23	3,773
Drug stores, with fountain	477	75,770	1,174	1,075	319	598	516	158	576	559	20	3,378
Drug stores, other	120	22,259	314	295	77	137	129	43	177	166	3	395
Pacific, total	1,822	322,862	4,456	3,995	1,424	2,872	2,287	398	1,584	1,488	63	8,559
Drug stores, with fountain	1,075	205,228	2,488	2,042	891	1,840	1,430	184	648	612	45	6,299
Drug stores, other	747	117,634	1,968	1,733	533	1,032	857	214	936	876	18	2,260
SAMPLE OF SMALL SINGLE UNIT STORES												
United States, total	3,172	146,062	4,758	4,069	3,071	4,620	3,749	101	338	320	180	7,473
Drug stores, with fountain	2,209	108,657	3,236	2,772	2,165	3,092	2,637	44	144	135	125	5,393
Drug stores, other	963	37,405	1,522	1,297	906	1,328	1,112	57	194	185	55	2,080
New England, total	236	12,300	369	343	224	325	302	12	44	41	13	594
Drug stores, with fountain	217	11,491	329	308	208	297	279	9	32	29	10	469
Drug stores, other	19	809	40	35	16	28	23	3	12	12	3	125
Middle Atlantic, total	822	32,217	1,339	1,078	793	1,223	969	14	116	109	31	1,150
Drug stores, with fountain	415	17,323	652	515	407	624	491	8	28	24	21	883
Drug stores, other	412	14,894	687	563	386	599	478	26	88	85	10	267
East North Central, total	601	29,652	930	777	581	864	716	20	66	61	37	1,602
Drug stores, with fountain	447	23,434	681	565	438	651	537	9	30	28	27	1,222
Drug stores, other	154	6,218	249	212	143	213	179	11	36	33	10	380
West North Central, total	368	16,500	496	437	363	477	421	5	19	16	20	955
Drug stores, with fountain	295	13,918	397	346	295	397	346	...	...	...	15	758
Drug stores, other	73	2,582	99	91	68	80	75	5	19	16	5	197
South Atlantic, total	316	15,615	445	389	309	423	367	7	22	22	22	877
Drug stores, with fountain	267	13,622	375	326	263	363	314	4	12	12	18	732
Drug stores, other	49	1,993	70	63	46	60	53	3	10	10	4	145
East South Central, total	194	10,020	278	248	190	266	236	4	12	12	10	348
Drug stores, with fountain	144	7,963	206	180	143	203	177	1	3	3	6	220
Drug stores, other	50	2,057	72	68	47	63	59	3	9	9	4	128
West South Central, total	304	13,023	399	360	296	374	335	8	25	25	32	1,157
Drug stores, with fountain	229	10,974	306	279	222	285	258	7	21	21	22	781
Drug stores, other	75	2,049	93	81	74	89	77	1	4	4	10	376
Mountain, total	99	5,146	149	133	95	136	120	4	13	13	5	188
Drug stores, with fountain	83	4,450	123	108	80	114	99	3	9	9	2	46
Drug stores, other	16	696	26	25	15	22	21	1	4	4	3	142
Pacific, total	227	11,589	353	304	220	332	283	7	21	21	10	662
Drug stores, with fountain	112	5,482	167	145	109	158	136	3	9	9	4	282
Drug stores, other	115	6,107	186	159	111	174	147	4	12	12	6	320

Table 23L.—DRUG STORES—NUMBER OF REGISTERED PHARMACISTS IN LARGE STORES AND MULTIUNITS, BY STATE: 1948

[See text for explanatory material]

State and kind of business	Large stores and multiunits												Small single unit stores	
	Stores reporting number of pharmacists working December 15										Stores not reporting number of pharmacists working			
	Total				Stores with less than three full-time pharmacists			Stores with three full-time pharmacists or more						
	Number	Sales, entire year (Thousand dollars)	Pharmacists working: Total (Number)	Pharmacists working: Full time (Number)	Stores (Number)	Pharmacists working: Total (Number)	Pharmacists working: Full time (Number)	Stores (Number)	Pharmacists working: Total (Number)	Pharmacists working: Full time (Number)	Number	Sales, entire year (Thousand dollars)	Number	Sales, entire year (Thousand dollars)
Alabama, total	[illegible]	[illegible]	[illegible]	[illegible]	114	182	167	[illegible]	[illegible]	[illegible]		[illegible]	509	[illegible]
Drug stores, with fountain	130	[illegible]	[illegible]	[illegible]	[illegible]	161	150	31	114	111	5	[illegible]	[illegible]	[illegible]
Drug stores, other	[illegible]	[illegible]	60	[illegible]	15	[illegible]	17	10	39	[illegible]	...	...	13	[illegible]
Arizona, total	105	[illegible]	254	231	78	150	128	27	104	[illegible]	8	[illegible]	115	[illegible]
Drug stores, with fountain	[illegible]	[illegible]	[illegible]	204	68	(x)	(x)	[illegible]	(x)	(x)	9	[illegible]	95	4,911
Drug stores, other	12	[illegible]	27	27	10	(x)	(x)	[illegible]	(x)	(x)	...	...	20	1,099
Arkansas, total	91	[illegible]	[illegible]	154	75	112	103	16	52	51	3	[illegible]	438	[illegible]
Drug stores, with fountain	74	[illegible]	131	124	62	92	86	12	[illegible]	[illegible]	2	[illegible]	316	13,401
Drug stores, other	17	[illegible]	34	30	13	20	17	4	14	13	1	[illegible]	[illegible]	[illegible]
California, total	1,443	[illegible]	3,488	2,930	1,146	2,328	1,838	297	1,160	1,092	52	[illegible]	1,554	[illegible]
Drug stores, with fountain	876	[illegible]	[illegible]	1,653	732	1,517	1,172	144	512	[illegible]	[illegible]	[illegible]	625	[illegible]
Drug stores, other	567	[illegible]	1,459	1,277	414	811	666	153	648	611	12	1,543	[illegible]	46,828
Colorado, total	[illegible]	[illegible]	518	484	73	148	136	[illegible]	370	358	7	[illegible]	346	17,920
Drug stores, with fountain	[illegible]	26,541	452	421	67	134	114	86	318	307	6	1,499	311	[illegible]
Drug stores, other	17	[illegible]	66	63	6	14	12	11	52	51	1	[illegible]	35	[illegible]
Connecticut, total	174	[illegible]	433	[illegible]	118	220	199	56	213	147	7	1,088	612	30,662
Drug stores, with fountain	[illegible]	[illegible]	367	[illegible]	113	212	193	44	155	150	5	1,015	558	28,256
Drug stores, other	17	[illegible]	66	53	5	8	6	12	58	47	2	73	54	[illegible]
Delaware, total	22	[illegible]	66	60	15	25	22	7	41	38	1	152	72	2,901
Drug stores, with fountain	[illegible]	[illegible]	60	55	12	19	17	7	41	[illegible]	1	152	52	[illegible]
Drug stores, other	3	595	6	5	3	6	5	...	...	...	...	...	20	706
District of Columbia, total	[illegible]	[illegible]	447	411	151	291	272	41	[illegible]	139	1	240	106	5,602
Drug stores, with fountain	168	39,400	380	354	134	258	244	34	122	110	1	240	87	4,837
Drug stores, other	24	6,117	67	57	17	33	28	7	[illegible]	[illegible]	...	...	[illegible]	765
Florida, total	285	59,729	674	640	202	380	347	83	294	[illegible]	8	[illegible]	[illegible]	[illegible]
Drug stores, with fountain	247	[illegible]	[illegible]	532	181	343	[illegible]	66	219	[illegible]	[illegible]	74	342	[illegible]
Drug stores, other	[illegible]	[illegible]	112	108	21	37	34	17	75	74	1	84	131	5,185
Georgia, total	248	[illegible]	[illegible]	[illegible]	233	357	[illegible]	[illegible]	159	[illegible]	17	[illegible]	680	[illegible]
Drug stores, with fountain	218	[illegible]	449	[illegible]	180	321	[illegible]	35	128	[illegible]	[illegible]	[illegible]	[illegible]	[illegible]
Drug stores, other	30	[illegible]	67	62	23	36	[illegible]	[illegible]	31	31	...	...	[illegible]	3,430
Idaho, total	50	7,301	107	104	37	65	[illegible]	[illegible]	42	41	...	...	131	6,821
Drug stores, with fountain	26	[illegible]	55	53	20	35	[illegible]	[illegible]	[illegible]	[illegible]	...	...	90	4,294
Drug stores, other	24	[illegible]	[illegible]	51	17	30	[illegible]	[illegible]	22	[illegible]	...	...	41	2,527
Illinois, total	786	145,073	[illegible]	1,703	557	1,041	[illegible]	229	[illegible]	808	[illegible]	[illegible]	[illegible]	[illegible]
Drug stores, with fountain	623	[illegible]	1,506	1,318	452	871	743	171	635	[illegible]	[illegible]	[illegible]	[illegible]	[illegible]
Drug stores, other	163	25,900	409	385	105	170	[illegible]	[illegible]	[illegible]	[illegible]	[illegible]	890	557	21,478
Indiana, total	[illegible]	[illegible]	881	[illegible]	[illegible]	[illegible]	[illegible]	[illegible]	[illegible]	[illegible]	[illegible]	[illegible]	916	[illegible]
Drug stores, with fountain	[illegible]	[illegible]	779	[illegible]	282	[illegible]	[illegible]	[illegible]	318	[illegible]	[illegible]	[illegible]	[illegible]	[illegible]
Drug stores, other	47	[illegible]	[illegible]	[illegible]	[illegible]	[illegible]	[illegible]	[illegible]	[illegible]	[illegible]	...	...	[illegible]	[illegible]
[illegible], total	[illegible]	[illegible]	[illegible]	[illegible]	116	[illegible]	[illegible]	[illegible]	[illegible]	[illegible]	[illegible]	[illegible]	[illegible]	28,368
Drug stores, with fountain	[illegible]	[illegible]	[illegible]	[illegible]	93	[illegible]	[illegible]	[illegible]	115	11	6	[illegible]	[illegible]	[illegible]
Drug stores, other	[illegible]	[illegible]	[illegible]	[illegible]	[illegible]	[illegible]	[illegible]	[illegible]	22	21	1	[illegible]	[illegible]	[illegible]
[illegible], total	[illegible]	[illegible]	[illegible]	[illegible]	126	[illegible]	[illegible]	40	[illegible]	[illegible]	6	[illegible]	[illegible]	[illegible]
Drug stores, with fountain	[illegible]	[illegible]	[illegible]	[illegible]	[illegible]	[illegible]	[illegible]	30	[illegible]	[illegible]	[illegible]	127	[illegible]	[illegible]
Drug stores, other	[illegible]	[illegible]	[illegible]	[illegible]	[illegible]	[illegible]	[illegible]	[illegible]	[illegible]	[illegible]	1	[illegible]	[illegible]	[illegible]
[illegible], total	[illegible]	[illegible]	[illegible]	[illegible]	[illegible]	[illegible]	[illegible]	[illegible]	[illegible]	[illegible]	[illegible]	[illegible]	[illegible]	[illegible]
Drug stores, with fountain	[illegible]	[illegible]	[illegible]	[illegible]	[illegible]	[illegible]	[illegible]	[illegible]	89	[illegible]	2	[illegible]	[illegible]	[illegible]
Drug stores, other	25	[illegible]	[illegible]	[illegible]	19	[illegible]	[illegible]	[illegible]	[illegible]	[illegible]	...	...	124	4,665
[illegible], total	[illegible]	[illegible]	[illegible]	[illegible]	[illegible]	[illegible]	[illegible]	[illegible]	[illegible]	[illegible]	17	[illegible]	[illegible]	[illegible]
Drug stores, with fountain	[illegible]	[illegible]	[illegible]	[illegible]	98	[illegible]	190	[illegible]	[illegible]	[illegible]	14	[illegible]	[illegible]	[illegible]
Drug stores, other	[illegible]	[illegible]	[illegible]	[illegible]	12	[illegible]	[illegible]	[illegible]	[illegible]	[illegible]	3	258	[illegible]	9,808
[illegible], total	[illegible]	[illegible]	[illegible]	[illegible]	[illegible]	[illegible]	[illegible]	[illegible]	[illegible]	[illegible]	1	[illegible]	[illegible]	[illegible]
Drug stores, with fountain	[illegible]	[illegible]	[illegible]	[illegible]	[illegible]	[illegible]	[illegible]	[illegible]	[illegible]	[illegible]	1	[illegible]	[illegible]	[illegible]
Drug stores, other	[illegible]	[illegible]	[illegible]	[illegible]	[illegible]	[illegible]	[illegible]	[illegible]	[illegible]	[illegible]	...	...	[illegible]	[illegible]

[illegible]

Table 23L.—DRUG STORES—NUMBER OF REGISTERED PHARMACISTS IN LARGE STORES AND MULTIUNITS, BY STATE: 1948—Continued

[See text for explanatory material]

State and kind of business	Large stores and multiunits												Small single-unit stores	
	Stores reporting number of pharmacists working December 15										Stores not reporting number of pharmacists working		Number	Sales, entire year (Thousand dollars)
	Total				Stores with less than three full-time pharmacists			Stores with three full-time pharmacists or more						
	Number	Sales, entire year (Thousand dollars)	Pharmacists working		Stores (Number)	Pharmacists working		Stores (Number)	Pharmacists working		Number	Sales, entire year (Thousand dollars)		
			Total (Number)	Full time (Number)		Total (Number)	Full time (Number)		Total (Number)	Full time (Number)				
Maryland, total	200	35,681	466	387	166	348	276	34	118	111	6	832	425	21,005
Drug stores, with fountain	179	33,093	411	341	150	313	250	29	98	91	5	628	341	17,344
Drug stores, other	21	2,588	55	46	16	35	26	5	20	20	1	204	84	3,661
Massachusetts, total	392	52,468	1,029	938	260	530	465	132	499	473	16	1,767	1,232	63,668
Drug stores, with fountain	365	48,563	928	845	247	506	442	118	422	403	16	1,767	1,162	60,766
Drug stores, other	27	3,905	101	93	13	24	23	14	77	70	...	...	70	2,902
Michigan, total	799	152,459	1,833	1,660	653	1,279	1,130	146	554	530	42	6,150	1,132	55,556
Drug stores, with fountain	628	120,516	1,366	1,234	537	1,054	938	91	312	296	35	4,983	886	44,755
Drug stores, other	171	31,943	467	426	116	225	192	55	242	234	7	1,167	246	10,801
Minnesota, total	230	40,852	534	478	177	339	289	53	195	189	11	1,592	674	32,404
Drug stores, with fountain	176	31,920	412	364	137	266	224	39	146	140	9	1,318	481	23,849
Drug stores, other	54	8,932	122	114	40	73	65	14	49	49	2	274	193	8,555
Mississippi, total	91	11,558	180	162	76	129	112	15	51	50	5	552	409	15,488
Drug stores, with fountain	65	8,374	120	108	56	90	79	9	30	29	2	185	281	11,226
Drug stores, other	26	3,184	60	54	20	39	33	6	21	21	3	367	128	4,262
Missouri, total	390	77,615	868	773	319	565	478	71	303	295	11	1,035	1,179	47,608
Drug stores, with fountain	307	65,835	616	539	267	477	404	40	139	135	10	924	874	36,998
Drug stores, other	83	11,780	252	234	52	88	74	31	164	160	1	111	305	10,610
Montana, total	42	6,762	100	92	30	58	53	12	42	39	1	188	156	6,809
Drug stores, with fountain	19	2,659	43	39	15	28	25	4	15	14	...	...	85	3,770
Drug stores, other	23	4,103	57	53	15	30	28	8	27	25	1	188	71	3,039
Nebraska, total	120	16,862	258	231	94	159	137	26	99	94	3	461	441	18,516
Drug stores, with fountain	98	13,530	205	187	77	131	115	21	74	72	2	398	350	15,224
Drug stores, other	22	3,332	53	44	17	28	22	5	25	22	1	63	91	3,292
Nevada, total	48	8,076	111	98	37	67	58	11	44	40	3	321	23	1,269
Drug stores, with fountain	30	4,766	71	62	24	46	38	6	25	24	2	219	12	652
Drug stores, other	18	3,310	40	36	13	21	20	5	19	16	1	102	11	617
New Hampshire, total	35	4,071	84	80	22	38	35	13	46	45	2	150	128	6,329
Drug stores, with fountain	32	3,722	75	71	22	38	35	13	46	45	2	150	128	6,329
Drug stores, other	3	349	9	9										
New Jersey, total	365	58,344	886	758	241	531	449	75	355	309	19	1,879	1,203	50,433
Drug stores, with fountain	206	30,202	509	433	171	304	265	35	205	168	13	1,281	542	23,926
Drug stores, other	160	28,142	377	325	120	227	184	40	150	141	6	598	661	26,507
New Mexico, total	64	10,660	135	127	52	92	85	12	43	42	2	321	112	5,215
Drug stores, with fountain	57	9,261	122	115	46	(x)	(x)	11	(x)	(x)	2	321	96	4,715
Drug stores, other	7	1,399	13	12	6	(x)	(x)	1	(x)	(x)	...	...	16	500
New York, total	1,280	185,057	3,343	3,018	821	1,624	1,378	459	1,719	1,640	37	4,744	4,580	172,398
Drug stores, with fountain	813	115,279	2,000	1,779	561	1,106	928	252	894	851	19	2,135	1,515	64,263
Drug stores, other	467	69,778	1,343	1,239	260	518	450	207	825	789	18	2,609	3,065	108,135
North Carolina, total	192	30,537	378	351	152	243	218	40	135	133	10	1,789	611	28,674
Drug stores, with fountain	173	27,054	326	301	143	229	205	30	97	96	9	1,630	573	27,339
Drug stores, other	19	3,483	52	50	9	14	13	10	38	37	1	159	38	1,335
North Dakota, total	33	5,769	83	76	20	37	34	13	46	42	2	852	125	5,555
Drug stores, with fountain	22	3,700	55	50	13	24	22	9	31	28	2	852	92	4,501
Drug stores, other	11	2,069	28	26	7	13	12	4	15	14	...	...	33	1,054
Ohio, total	774	125,059	1,544	1,427	675	1,191	1,084	99	353	343	14	1,835	1,510	72,186
Drug stores, with fountain	607	97,763	1,191	1,097	540	964	878	67	227	219	13	1,694	1,116	56,874
Drug stores, other	167	27,096	353	330	135	227	206	32	126	124	1	141	394	15,312
Oklahoma, total	170	26,596	389	325	137	254	200	33	135	125	3	351	692	28,840
Drug stores, with fountain	150	22,444	327	264	126	233	180	24	94	84	3	351	618	26,692
Drug stores, other	20	4,152	62	61	11	21	20	9	41	41	...	...	74	2,148
Oregon, total	146	20,391	357	324	103	188	163	43	169	161	8	835	314	14,691
Drug stores, with fountain	68	8,279	151	131	55	107	89	13	44	42	4	343	175	8,209
Drug stores, other	78	12,112	206	193	48	81	74	30	125	119	4	492	139	6,482

See footnote at end of table.

Table 23L.—DRUG STORES—NUMBER OF REGISTERED PHARMACISTS IN LARGE STORES AND MULTIUNITS, BY STATE: 1948—Continued

[See text for explanatory material]

State and kind of business	Large stores and multiunits												Small single-unit stores	
	Stores reporting number of pharmacists working December 15										Stores not reporting number of pharmacists working		Number	Sales, entire year (Thousand dollars)
	Total				Stores with less than three full-time pharmacists			Stores with three full-time pharmacists or more						
	Number	Sales, entire year (Thousand dollars)	Pharmacists working		Stores	Pharmacists working		Stores	Pharmacists working		Number	Sales, entire year (Thousand dollars)		
			Total (Number)	Full time (Number)	(Number)	Total (Number)	Full time (Number)	(Number)	Total (Number)	Full time (Number)				
Pennsylvania, total	623	91,909	1,358	1,247	499	890	817	124	468	430	26	536	2,796	107,097
Drug stores, with fountain	459	71,877	992	922	368	657	614	91	335	308	20	204	2,030	83,388
Drug stores, other	164	20,032	366	325	131	233	203	33	133	122	5	316	766	23,709
Rhode Island, total	72	11,703	193	179	42	74	69	30	119	110	2	967	208	9,462
Drug stores, with fountain	64	9,415	170	157	38	68	63	26	102	94	2	967	197	9,192
Drug stores, other	8	2,288	23	22	4	6	6	4	17	16	...	...	11	270
South Carolina, total	105	15,161	208	199	79	114	108	26	94	91	3	189	397	17,860
Drug stores, with fountain	90	13,147	174	168	69	100	97	21	74	71	3	189	367	16,750
Drug stores, other	15	2,014	34	31	10	14	11	5	20	20	...	...	30	1,110
South Dakota, total	49	6,338	103	90	44	83	71	5	20	19	2	250	165	7,626
Drug stores, with fountain	38	4,486	82	72	33	62	53	5	20	19	1	139	130	5,931
Drug stores, other	11	1,852	21	18	11	21	18	...	...	...	1	111	35	1,695
Tennessee, total	196	28,560	442	395	149	270	228	47	172	167	8	1,406	624	27,743
Drug stores, with fountain	173	25,269	380	340	133	240	204	40	140	136	8	1,406	519	24,620
Drug stores, other	23	3,291	62	55	16	30	24	7	32	31	...	...	105	3,123
Texas, total	731	115,941	1,515	1,434	552	911	838	179	604	596	47	5,620	1,669	70,461
Drug stores, with fountain	613	101,335	1,249	1,182	469	778	715	144	471	467	33	4,348	1,280	56,721
Drug stores, other	118	14,606	266	252	83	133	123	35	133	129	14	1,272	389	13,740
Utah, total	72	11,985	168	146	53	96	78	19	72	68	2	186	111	5,011
Drug stores, with fountain	59	8,200	119	102	49	88	71	10	31	31	2	186	93	4,312
Drug stores, other	13	3,785	49	44	4	8	7	9	41	37	...	...	18	699
Vermont, total	12	1,667	25	23	9	14	14	3	11	9	...	...	92	4,723
Drug stores, with fountain	7	731	12	12	9	14	14	3	11	9	...	...	92	4,723
Drug stores, other	5	936	13	11										
Virginia, total	261	48,224	559	536	208	363	342	53	196	194	5	626	375	17,977
Drug stores, with fountain	245	43,482	521	500	198	349	328	47	172	172	3	403	342	16,890
Drug stores, other	16	4,742	38	36	10	14	14	6	24	22	2	223	33	1,087
Washington, total	233	39,433	611	521	175	356	286	58	255	235	3	351	504	23,445
Drug stores, with fountain	131	20,830	308	258	104	216	169	27	92	89	1	126	284	13,180
Drug stores, other	102	18,603	303	263	71	140	117	31	163	146	2	225	220	10,265
West Virginia, total	103	15,196	196	185	87	141	133	16	55	52	4	475	243	11,450
Drug stores, with fountain	85	12,206	156	147	73	114	108	12	42	39	2	234	217	10,386
Drug stores, other	18	2,990	40	38	14	27	25	4	13	13	2	241	26	1,064
Wisconsin, total	239	36,732	528	474	200	396	346	39	132	128	14	1,548	828	39,490
Drug stores, with fountain	189	29,748	423	376	157	316	273	32	107	103	12	1,245	679	33,665
Drug stores, other	50	6,984	105	98	43	80	73	7	25	25	2	303	149	5,825
Wyoming, total	46	6,384	95	88	36	59	54	10	36	34	...	...	42	2,260
Drug stores, with fountain	40	5,842	85	79	30	49	45	10	36	34	...	...	39	2,115
Drug stores, other	6	432	10	9	6	10	9	...	...	...	...	...	3	145

x Withheld to avoid disclosure.

Table 23M.— DRUG STORES—NUMBER OF REGISTERED PHARMACISTS IN LARGE STORES AND MULTIUNITS, BY SELECTED STANDARD METROPOLITAN AREA 1948

[See text for explanatory material]

Standard metropolitan area and kind of business	Large stores and multiunits												Small single-unit stores	
	Stores reporting number of pharmacists working December 15										Stores not reporting number of pharmacists working		Number	Sales, entire year (Thousand dollars)
	Total				Stores with less than three full-time pharmacists			Stores with three full-time pharmacists or more						
	Number	Sales, entire year (Thousand dollars)	Pharmacists working		Stores (Number)	Pharmacists working		Stores (Number)	Pharmacists working		Number	Sales, entire year (Thousand dollars)		
			Total (Number)	Full time (Number)		Total (Number)	Full time (Number)		Total (Number)	Full time (Number)				
Akron, total	48	6,777	95	90	43	76	71	5	19	19	...	...	76	4,054
Drug stores, with fountain	38	5,581	70	67	35	(x)	(x)	3	(x)	(x)	...	...	61	3,336
Drug stores, other	10	1,196	25	23	8	(x)	(x)	2	(x)	(x)	...	...	15	718
Albany-Schenectady-Troy, total	40	4,689	91	77	32	61	49	8	30	28	...	...	124	5,709
Drug stores, with fountain	21	2,043	44	36	18	35	27	3	9	9	...	...	93	4,244
Drug stores, other	19	2,646	47	41	14	26	22	5	21	19	...	...	31	1,465
Allentown-Bethlehem-Easton, total	25	4,350	62	55	18	37	30	7	25	25	...	...	64	2,709
Drug stores, with fountain	15	2,609	39	34	11	24	19	4	15	15	...	...	46	1,975
Drug stores, other	10	1,741	23	21	7	13	11	3	10	10	...	...	18	734
Atlanta, total	96	15,955	218	206	77	147	136	19	71	70	2	255	116	6,476
Drug stores, with fountain	86	13,436	188	176	71	139	128	15	49	48	2	255	105	6,042
Drug stores, other	10	2,519	30	30	6	8	8	4	22	22	...	...	11	434
Baltimore, total	139	26,030	333	274	116	252	198	23	81	76	1	204	330	16,564
Drug stores, with fountain	126	24,187	296	242	107	232	183	19	64	59	...	...	259	13,257
Drug stores, other	13	1,843	37	32	9	20	15	4	17	17	1	204	71	3,305
Birmingham, total	40	5,029	90	83	29	46	42	11	44	41	3	247	108	5,043
Drug stores, with fountain	30	4,200	71	67	22	39	36	8	32	31	3	247	78	3,965
Drug stores, other	10	829	19	16	7	7	6	3	12	10	...	...	30	1,078
Boston, total	207	28,370	544	503	137	274	246	70	270	257	12	1,286	665	33,025
Drug stores, with fountain	189	26,221	477	441	128	257	230	61	220	211	12	1,286	630	31,513
Drug stores, other	18	2,149	67	62	9	17	16	9	50	46	...	...	35	1,512
Bridgeport, total	25	4,654	79	61	15	36	26	10	43	35	2	73	91	4,238
Drug stores, with fountain	21	4,136	56	45	15	36	26	6	20	19	...	...	83	3,886
Drug stores, other	4	518	23	16	...	...	...	4	23	16	2	73	8	352
Buffalo, total	130	17,772	322	281	103	222	191	27	100	90	4	525	249	10,887
Drug stores, with fountain	72	9,552	173	145	62	134	112	10	39	33	2	122	101	4,712
Drug stores, other	58	8,220	149	136	41	88	79	17	61	57	2	403	148	6,175
Canton, total	25	4,300	54	51	21	39	36	4	15	15	2	237	20	955
Drug stores, with fountain	18	2,507	36	33	16	(x)	(x)	2	(x)	(x)	2	237	18	838
Drug stores, other	7	1,793	18	18	5	(x)	(x)	2	(x)	(x)	...	...	2	117
Charleston, W. Va., total	20	3,523	40	37	16	26	25	4	14	12	...	...	41	2,135
Drug stores, with fountain	15	2,677	31	28	12	(x)	(x)	3	(x)	(x)	...	...	35	1,784
Drug stores, other	5	846	9	9	4	(x)	(x)	1	(x)	(x)	...	...	6	351
Chattanooga, total	18	2,456	38	37	13	19	18	5	19	19	2	234	71	3,515
Drug stores, with fountain	16	2,456	38	37	13	19	18	5	19	19	2	234	71	3,515
Drug stores, other	2													
Chicago, total	603	115,204	1,546	1,397	405	802	700	198	744	697	15	2,215	1,409	63,082
Drug stores, with fountain	502	99,754	1,248	1,114	348	703	612	154	545	502	12	1,668	1,054	49,693
Drug stores, other	101	15,450	298	283	57	99	88	44	199	195	3	547	355	13,389
Cincinnati, total	93	12,645	182	164	82	140	124	11	42	40	2	196	312	13,982
Drug stores, with fountain	71	8,852	130	116	65	109	96	6	21	20	2	196	220	10,539
Drug stores, other	22	3,793	52	48	17	31	28	5	21	20	...	...	92	3,443
Cleveland, total	210	35,800	448	425	187	369	348	23	79	77	2	253	336	16,533
Drug stores, with fountain	197	33,762	418	396	176	(x)	(x)	21	(x)	(x)	2	253	273	14,431
Drug stores, other	13	2,038	30	29	11	(x)	(x)	2	(x)	(x)	...	...	63	2,102
Columbus, Ohio, total	64	9,601	133	119	56	108	94	8	25	25	...	...	104	5,400
Drug stores, with fountain	62	9,601	133	119	56	108	94	8	25	25	...	...	104	5,400
Drug stores, other	2													
Dallas, total	79	17,397	194	186	44	78	72	35	116	114	3	967	78	3,236
Drug stores, with fountain	62	14,415	156	150	32	59	54	30	97	96	2	586	62	2,584
Drug stores, other	17	2,982	38	36	12	19	18	5	19	18	1	381	16	652
Davenport, Iowa-Rock Island-Moline, Ill., total	22	4,047	47	39	16	28	20	6	19	19	...	...	33	1,574
Drug stores, with fountain	14	2,197	28	20	13	(x)	(x)	1	(x)	(x)	...	...	22	1,082
Drug stores, other	8	1,850	19	19	3	(x)	(x)	5	(x)	(x)	...	...	11	492

See footnote at end of table.

Table 23M.— DRUG STORES—NUMBER OF REGISTERED PHARMACISTS IN LARGE STORES AND MULTIUNITS, BY SELECTED STANDARD METROPOLITAN AREA: 1948—Continued

[See text for explanatory material]

Standard metropolitan area and kind of business	Large stores and multiunits											Small single unit stores	
	Stores reporting number of pharmacists working December 15									Stores not reporting number of pharmacists working		Number	Sales, entire year (Thousand dollars)
	Total				Stores with less than three full-time pharmacists			Stores with three full-time pharmacists or more					
	Number	Sales, entire year (Thousand dollars)	Pharmacists working		Stores (Number)	Pharmacists working		Stores (Number)	Pharmacists working				
			Total (Number)	Full time (Number)		Total (Number)	Full time (Number)		Total (Number)	Full time (Number)	Number	Sales, entire year (Thousand dollars)		
[illegible]	4	11,740	97	88	49	74	66	4	23	22	[illegible]	[illegible]	[illegible]	[illegible]
Drug stores, with fountain	[illegible]	9,837	[illegible]	[illegible]	[illegible]	(x)	(x)	[illegible]	(x)	(x)	[illegible]	[illegible]	[illegible]	[illegible]
Drug stores, other	[illegible]	[illegible]	27	26	[illegible]	(x)	(x)	[illegible]	(x)	(x)	[illegible]	[illegible]	[illegible]	[illegible]
Detroit, total	55	16,834	285	265	33	77	60	52	208	205	[illegible]	[illegible]	113	8,115
Drug stores, with fountain	29	15,776	257	237	31	(x)	(x)	48	(x)	(x)	[illegible]	[illegible]	104	7,482
Drug stores, other	[illegible]	1,058	28	28	2	(x)	(x)	4	(x)	(x)	[illegible]	[illegible]	[illegible]	[illegible]
Flint, total	16	3,982	45	41	10	22	19	6	23	22	1	[illegible]	41	3,434
Drug stores, with fountain	14	3,982	45	41	10	22	14	4	[illegible]	[illegible]	[illegible]	129	33	3,434
Drug stores, other	2													
Detroit, total	[illegible]	96,703	1,018	917	380	750	666	[illegible]	268	252	26	3,705	911	21,274
Drug stores, with fountain	363	74,671	765	691	312	622	558	41	143	[illegible]	[illegible]	2,588	761	17,325
Drug stores, other	44	19,032	253	226	68	128	108	26	125	119	[illegible]	917	150	3,954
Duluth, Minn.-Superior, Wis., total	18	3,802	41	39	12	21	19	6	20	20	1	113	[illegible]	[illegible]
Drug stores, with fountain	10	[illegible]	21	21	7	12	12	3	9	9	1	113	24	1,147
Drug stores, other	8	944	20	18	5	9	7	3	11	11	[illegible]	[illegible]	24	1,080
Erie, total	19	2,997	47	44	14	27	27	5	20	17	[illegible]	[illegible]	45	1,096
Drug stores, with fountain	8	1,054	16	16	7	(x)	(x)	1	(x)	(x)	[illegible]	[illegible]	18	904
Drug stores, other	11	1,943	31	28	7	(x)	(x)	4	(x)	(x)	[illegible]	[illegible]	7	191
Flint, total	34	5,840	88	78	27	61	49	7	27	29	[illegible]	[illegible]	41	2,707
Drug stores, with fountain	28	4,418	65	55	24	53	43	4	12	12	[illegible]	[illegible]	[illegible]	2,442
Drug stores, other	6	1,428	23	23	3	8	6	3	15	15	[illegible]	[illegible]	1	265
Fort Worth, total	55	4,548	142	116	36	56	51	19	86	65	[illegible]	[illegible]	48	2,204
Drug stores, with fountain	49	8,302	108	103	32	(x)	(x)	17	(x)	(x)	1	127	47	1,938
Drug stores, other	6	1,226	14	13	4	(x)	(x)	2	(x)	(x)	1	120	11	271
Fresno, total	27	5,819	67	60	14	39	35	8	28	25	[illegible]	[illegible]	41	2,184
Drug stores, with fountain	19	3,441	46	41	11	33	31	3	13	10	[illegible]	[illegible]	15	889
Drug stores, other	8	2,378	21	19	3	6	4	5	15	15	[illegible]	[illegible]	26	1,296
Grand Rapids, total	63	11,478	140	123	54	113	88	9	27	35	[illegible]	[illegible]	44	2,336
Drug stores, with fountain	57	10,346	124	108	51	98	83	6	26	25	[illegible]	[illegible]	40	2,119
Drug stores, other	3	432	5	5	3	5	5	[illegible]	[illegible]	[illegible]	[illegible]	[illegible]	3	211
[illegible]	3	[illegible]	37	34	14	26	25	3	11	9	[illegible]	[illegible]	53	2,042
[illegible]	3	[illegible]	37	34	14	26	25	3	11	9	[illegible]	[illegible]	53	2,042
[illegible]	47	[illegible]	113	105	2	63	55	15	50	48	1	547	115	6,629
[illegible]	47	[illegible]	113	105	2	63	55	15	50	48	1	547	115	6,629
Houston, total	43	[illegible]	144	126	22	121	115	21	78	77	6	[illegible]	135	6,113
Drug stores, with fountain	30	[illegible]	102	94	16	112	106	14	90	90	5	641	111	[illegible]
Drug stores, other	13	[illegible]	42	32	6	9	9	7	28	27	1	38	24	801
Huntington, W. Va.-Ashland, Ky., total	14	[illegible]	28	23	12	(x)	(x)	2	(x)	(x)	1	120	48	[illegible]
Drug stores, with fountain	11	[illegible]	20	18	9	(x)	(x)	2	(x)	(x)	1	120	44	2,268
Drug stores, other	3	433	8	5	3	(x)	(x)	[illegible]	[illegible]	[illegible]	[illegible]	[illegible]	4	167
Indianapolis, total	130	[illegible]	443	367	109	212	202	21	95	65	1	96	158	8,203
Drug stores, with fountain	109	[illegible]	424	367	88	212	202	21	95	65	1	96	158	8,203
Drug stores, other	21	[illegible]	19	[illegible]	21	[illegible]	[illegible]	[illegible]	[illegible]	[illegible]	[illegible]	[illegible]	24	1,455
Jacksonville, total	31	[illegible]	77	71	9	58	54	7	19	17	[illegible]	[illegible]	29	1,341
Drug stores, with fountain	4	[illegible]	11	9	2	10	10	4	20	20	[illegible]	[illegible]	7	244
[illegible]	2	[illegible]	[illegible]	[illegible]	8	[illegible]	[illegible]	2	[illegible]	[illegible]	[illegible]	[illegible]	[illegible]	1,565
Drug stores, with fountain	[illegible]	[illegible]	[illegible]	[illegible]	[illegible]	[illegible]	[illegible]	1	[illegible]	[illegible]	[illegible]	[illegible]	[illegible]	1,565
Drug stores, other	1	[illegible]	[illegible]	[illegible]	[illegible]	[illegible]	[illegible]	1	[illegible]	[illegible]	[illegible]	[illegible]	4	88
Kansas City, Kans.-Mo., total	[illegible]	[illegible]	[illegible]	[illegible]	[illegible]	[illegible]	[illegible]	[illegible]	[illegible]	[illegible]	[illegible]	[illegible]	[illegible]	[illegible]
Drug stores, with fountain	[illegible]	[illegible]	[illegible]	[illegible]	[illegible]	[illegible]	[illegible]	[illegible]	[illegible]	[illegible]	[illegible]	[illegible]	[illegible]	[illegible]
Drug stores, other	[illegible]	1,241	[illegible]	[illegible]	[illegible]	[illegible]	[illegible]	[illegible]	[illegible]	[illegible]	[illegible]	[illegible]	[illegible]	1,114

Table 23M — DRUG STORES—NUMBER OF REGISTERED PHARMACISTS IN LARGE STORES AND MULTIUNITS, BY SELECTED STANDARD METROPOLITAN AREA: 1948—Continued

[See text for explanatory material]

Standard metropolitan area and kind of business	Large stores and multiunits												Small single-unit stores	
	Stores reporting number of pharmacists working December 15										Stores not reporting number of pharmacists working		Number	Sales, entire year (Thousand dollars)
	Total				Stores with less than three full-time pharmacists			Stores with three full-time pharmacists or more						
	Number	Sales, entire year (Thousand dollars)	Pharmacists working		Stores (Number)	Pharmacists working		Stores (Number)	Pharmacists working		Number	Sales, entire year (Thousand dollars)		
			Total (Number)	Full time (Number)		Total (Number)	Full time (Number)		Total (Number)	Full time (Number)				
Knoxville, total	36	6,214	80	76	26	46	42	10	34	34	...	...	34	1,664
Drug stores, with fountain	34	6,214	80	76	26	46	42	10	34	34	...	...	34	1,664
Drug stores, other	2													
Lancaster, total	9	1,724	29	21	7	(x)	(x)	2	(x)	(x)	1	113	25	1,018
Drug stores, with fountain	9	1,724	29	21	7	(x)	(x)	2	(x)	(x)	1	113	20	885
Drug stores, other	...	...	...	...	...	...	...	...	...	...	...	...	5	133
Los Angeles, total	705	140,067	1,752	1,447	564	1,209	915	139	543	522	22	3,294	515	25,699
Drug stores, with fountain	515	111,067	1,230	977	431	935	693	84	295	284	21	3,206	273	13,864
Drug stores, other	188	28,977	522	460	133	274	222	55	248	238	1	88	242	11,835
Louisville, total	72	14,747	183	157	57	116	92	15	67	65	...	...	126	6,167
Drug stores, with fountain	62	12,673	140	118	51	106	85	11	34	33	...	...	92	4,844
Drug stores, other	10	2,074	43	39	6	10	7	4	33	32	...	...	34	1,323
Memphis, total	42	6,440	105	84	32	63	44	10	42	40	3	774	117	5,644
Drug stores, with fountain	34	6,017	90	72	30	(x)	(x)	4	(x)	(x)	3	774	99	5,108
Drug stores, other	3	645	15	12	2	(x)	(x)	1	(x)	(x)	...	...	18	536
Miami, total	74	22,330	190	180	47	98	87	27	99	99	1	110	80	3,845
Drug stores, with fountain	64	20,382	162	151	43	91	80	21	71	71	1	110	51	2,598
Drug stores, other	10	1,948	28	29	4	7	7	6	28	28	...	...	29	1,247
Milwaukee, total	67	12,483	152	136	58	125	109	9	27	27	4	483	273	13,278
Drug stores, with fountain	58	10,912	134	118	50	(x)	(x)	8	(x)	(x)	4	483	250	12,510
Drug stores, other	9	1,571	18	18	8	(x)	(x)	1	(x)	(x)	...	...	23	768
Minneapolis-St. Paul, total	135	26,120	331	288	104	209	172	31	122	116	4	846	258	13,688
Drug stores, with fountain	122	23,309	298	257	95	192	157	27	106	100	4	846	231	12,509
Drug stores, other	13	2,811	33	31	9	17	15	4	16	16	...	...	27	1,179
Mobile, total	28	5,750	64	63	23	44	43	5	20	20	...	...	37	1,834
Drug stores, with fountain	26	5,750	64	63	23	44	43	5	20	20	...	...	37	1,834
Drug stores, other	2													
Nashville, total	28	5,814	59	51	25	44	37	3	14	14	...	...	96	4,380
Drug stores, with fountain	24	5,065	49	42	22	(x)	(x)	2	(x)	(x)	...	...	88	4,186
Drug stores, other	4	749	9	9	3	(x)	(x)	1	(x)	(x)	...	...	8	194
New Haven, total	19	3,099	53	47	14	30	25	5	23	22	1	184	108	5,216
Drug stores, with fountain	17	3,099	53	47	14	30	25	5	23	22	1	184	108	5,216
Drug stores, other	2													
New Orleans, total	83	13,827	176	152	39	73	59	24	103	93	9	1,278	145	5,566
Drug stores, with fountain	53	13,084	156	135	31	(x)	(x)	22	(x)	(x)	6	820	72	3,204
Drug stores, other	10	743	20	17	8	(x)	(x)	2	(x)	(x)	3	458	73	2,362
New York-Northeastern New Jersey, total	1,068	159,108	2,858	2,583	639	1,243	1,046	429	1,615	1,537	32	4,477	4,297	156,076
Drug stores, with fountain	671	101,437	1,690	1,531	429	821	704	242	869	827	14	1,469	1,153	46,634
Drug stores, other	397	57,732	1,168	1,052	210	422	342	187	746	710	18	3,008	3,144	109,442
Norfolk-Portsmouth, total	44	7,398	80	81	39	66	61	5	20	20	1	119	54	3,160
Drug stores, with fountain	42	7,398	80	81	39	66	61	5	20	20	1	119	54	3,160
Drug stores, other	2													
Oklahoma City, total	46	8,812	102	88	37	67	54	9	35	34	1	109	81	3,617
Drug stores, with fountain	41	7,937	82	68	36	(x)	(x)	5	(x)	(x)	1	109	75	3,476
Drug stores, other	5	875	20	20	1	(x)	(x)	4	(x)	(x)	...	...	6	141
Omaha, total	54	8,163	111	105	40	58	54	14	53	51	2	398	90	4,031
Drug stores, with fountain	49	7,892	106	101	35	53	50	14	53	51	2	398	70	3,332
Drug stores, other	5	271	5	4	5	5	4	...	...	...	...	...	20	699
Peoria, total	20	4,015	41	33	14	20	14	6	21	19	...	...	42	1,581
Drug stores, with fountain	15	2,717	28	22	12	(x)	(x)	3	(x)	(x)	...	...	29	1,147
Drug stores, other	5	1,498	13	11	2	(x)	(x)	3	(x)	(x)	...	...	13	434
Philadelphia, total	197	28,953	447	344	150	262	223	47	185	165	15	1,680	1,435	49,625
Drug stores, with fountain	143	23,817	331	295	106	193	172	37	138	123	14	1,628	1,019	38,014
Drug stores, other	54	5,136	116	79	44	69	57	10	47	42	1	52	416	11,611

See footnote at end of table.

Table 23M.—DRUG STORES—NUMBER OF REGISTERED PHARMACISTS IN LARGE STORES AND MULTIUNITS, BY SELECTED STANDARD METROPOLITAN AREAS 1948—Continued

[See text for explanatory material]

Standard metropolitan area and kind of business	Large stores and multiunits: Stores reporting number of pharmacists working December 15: Total: Number	Total: Sales, entire year (Thousand dollars)	Total: Pharmacists working: Total (Number)	Total: Pharmacists working: Full time (Number)	Stores with less than three full-time pharmacists: Stores (Number)	Pharmacists working: Total (Number)	Pharmacists working: Full time (Number)	Stores with three full-time pharmacists or more: Stores (Number)	Pharmacists working: Total (Number)	Pharmacists working: Full time (Number)	Stores not reporting number of pharmacists working: Number	Sales, entire year (Thousand dollars)	Small single unit stores: Number	Sales, entire year (Thousand dollars)
[illegible], total	[illegible]	8,[illegible]	121	10[illegible]	[illegible]	[illegible]	[illegible]	15	[illegible]	53	[illegible]	748	48	2,[illegible]
Drug stores, with fountain	[illegible]	7,186	114	[illegible]	29	(x)	(x)	14	(x)	(x)	5	666	45	2,3[illegible]
Drug stores, other	[illegible]	1,316	[illegible]	[illegible]	[illegible]	(x)	(x)	1	(x)	(x)	1	82	3	117
[illegible], total	18[illegible]	25,198	408	362	150	[illegible]82	24[illegible]	32	12[illegible]	115	8	742	565	27,108
Drug stores, with fountain	13[illegible]	20,[illegible]21	314	280	114	[illegible]17	1[illegible]1	[illegible]	9[illegible]	89	[illegible]	600	491	23,6[illegible]4
Drug stores, other	[illegible]	[illegible]	[illegible]	82	[illegible]	[illegible]	[illegible]	[illegible]	24	26	[illegible]	1[illegible]	74	3,444
[illegible], total	77	1[illegible],201	201	168	55	10[illegible]	83	22	[illegible]	85	[illegible]	3[illegible]	124	5,574
Drug stores, with fountain	45	5,042	105	86	38	81	62	7	24	24	4	241	104	4,622
Drug stores, other	32	5,104	[illegible]6	82	17	28	21	15	68	61	3	1[illegible]	20	952
[illegible], total	68	10,884	179	164	41	73	67	27	106	97	2	967	189	8,700
Drug stores, with fountain	54	8,468	155	141	36	[illegible]	60	24	89	81	2	967	180	9,479
Drug stores, other	[illegible]	2,416	24	2[illegible]	[illegible]	7	[illegible]	4	17	15	...	...	9	221
[illegible], total	1[illegible]	[illegible],795	38	34	17	(x)	(x)	[illegible]	(x)	(x)	...	...	32	1,242
Drug stores, with fountain	13	1,823	[illegible]	23	12	(x)	(x)	1	(x)	(x)	...	...	24	951
Drug stores, other	6	972	11	11	[illegible]	(x)	(x)	1	(x)	(x)	...	...	8	291
R[illegible]mond, total	37	(x)	(x)	(x)	(x)	(x)	(x)	(x)	(x)	(x)	(x)	(x)	(x)	(x)
Drug stores, with fountain	35	8,003	92	88	19	38	37	16	54	51	1	129	57	[illegible],873
Drug stores, other	2	(x)	(x)	(x)	(x)	(x)	(x)	(x)	(x)	(x)	(x)	(x)	(x)	(x)
R[illegible], total	53	(x)	(x)	(x)	(x)	(x)	(x)	(x)	(x)	(x)	(x)	(x)	(x)	(x)
Drug stores, with fountain	19	2,725	43	34	15	29	22	4	14	12	1	105	38	2,055
Drug stores, other	34	(x)	(x)	(x)	(x)	(x)	(x)	(x)	(x)	(x)	(x)	(x)	(x)	(x)
[illegible]amento, total	27	6,819	71	58	18	35	24	9	36	34	...	...	60	3,162
Drug stores, with fountain	12	2,899	28	22	10	(x)	(x)	2	(x)	(x)	...	...	33	1,440
Drug stores, other	15	3,920	43	36	8	(x)	(x)	7	(x)	(x)	...	...	27	1,222
[illegible], total	166	31,514	404	373	130	224	198	36	180	175	3	361	471	18,306
Drug stores, with fountain	105	22,643	206	187	42	163	145	13	43	42	2	250	304	12,606
Drug stores, other	61	8,871	198	186	38	61	53	23	137	133	1	111	167	5,700
[illegible], total	33	6,502	92	77	21	42	31	12	50	46	3	233	33	1,713
Drug stores, with fountain	23	3,885	53	43	17	34	24	6	19	19	2	211	24	1,488
Drug stores, other	10	[illegible],617	39	34	4	8	7	6	31	27	1	22	4	[illegible]
[illegible], total	5[illegible]	8,438	113	105	43	77	[illegible]9	10	36	36	7	622	85	3,[illegible]
Drug stores, with fountain	41	7,386	89	9[illegible]	34	6[illegible]	[illegible]	[illegible]	[illegible]	[illegible]	5	5[illegible]	[illegible]	1,[illegible]
Drug stores, other	12	1,052	24	[illegible]3	9	11	[illegible]	[illegible]	14	14	2	[illegible]	[illegible]	1,1[illegible]
[illegible], total	[illegible]3	[illegible],581	67	[illegible]	[illegible]9	54	[illegible]	4	13	12	1	144	35	1,654
Drug stores, with fountain	24	4,876	[illegible]	38	11	(x)	(x)	3	(x)	(x)	...	...	27	1,354
Drug stores, other	9	1,[illegible]	21	18	3	(x)	(x)	1	(x)	(x)	1	144	8	300
[illegible], total	[illegible]7	13,[illegible]18	1[illegible]3	131	5[illegible]	113	8[illegible]	1[illegible]	50	[illegible]	2	291	54	2,[illegible]91
Drug stores, with fountain	5[illegible]	10,[illegible]	1[illegible]1	[illegible]	[illegible]	8[illegible]	[illegible]	[illegible]	32	28	2	291	32	1,[illegible]
Drug stores, other	[illegible]	[illegible]	[illegible]	[illegible]	1	[illegible]	1[illegible]	4	18	1[illegible]	...	...	[illegible]	[illegible]7
[illegible], total	[illegible]	[illegible]	[illegible]	[illegible]	[illegible]	[illegible]	[illegible]	[illegible]	[illegible]	[illegible]	2	1,1[illegible]	452	23,0[illegible]
[illegible]	[illegible]	[illegible]	[illegible]	[illegible]	[illegible]	[illegible]	[illegible]	19	[illegible]	[illegible]	[illegible]	[illegible]	[illegible]	[illegible]
[illegible]	[illegible]	[illegible],31[illegible]	[illegible]	[illegible]	[illegible]	[illegible]	[illegible]	[illegible]	[illegible]	[illegible]	[illegible]	[illegible]	[illegible]	[illegible]
[illegible], total	[illegible]	(x)	(x)	(x)	(x)	(x)	(x)	(x)	(x)	(x)	(x)	(x)	(x)	(x)
[illegible]	[illegible]	[illegible]	[illegible]	[illegible]	[illegible]	[illegible]	[illegible]	6	[illegible]	[illegible]	[illegible]	[illegible]	[illegible]	[illegible]
[illegible]	12	(x)	(x)	(x)	(x)	(x)	(x)	(x)	(x)	(x)	[illegible]	[illegible]	(x)	(x)
[illegible], total	[illegible]	[illegible]	[illegible]	[illegible]	[illegible]	[illegible]	(x)	[illegible]	(x)	(x)	[illegible]	[illegible]	[illegible]	[illegible]
[illegible]	[illegible]	[illegible]	[illegible]	[illegible]	[illegible]	(x)	(x)	[illegible]	(x)	(x)	[illegible]	[illegible]	[illegible]	[illegible]
[illegible]	[illegible]	[illegible]	[illegible]	[illegible]	[illegible]	[illegible]	(x)	[illegible]	(x)	(x)	[illegible]	...	[illegible]	[illegible]
[illegible], total	[illegible]	[illegible]	[illegible]	[illegible]	[illegible]	[illegible]	[illegible]	[illegible]	[illegible]	7[illegible]	1	1[illegible]1	123	[illegible]
[illegible]	[illegible]	[illegible]	[illegible]	[illegible]	[illegible]	1	[illegible]	[illegible]	[illegible]	[illegible]	...	...	[illegible]	[illegible]
[illegible]	[illegible]	[illegible]	[illegible]	[illegible]	[illegible]	[illegible]	[illegible]	[illegible]	[illegible]	[illegible]	...	...	[illegible]	[illegible]
[illegible], total	[illegible]	[illegible]	[illegible]	[illegible]	1[illegible]	[illegible]	[illegible]	[illegible]	[illegible]	[illegible]	...	...	[illegible]	[illegible]
[illegible]	[illegible]	[illegible]	[illegible]	[illegible]	1[illegible]	[illegible]	[illegible]	[illegible]	[illegible]	1[illegible]	...	...	1[illegible]	[illegible]

Table 23M.—DRUG STORES—NUMBER OF REGISTERED PHARMACISTS IN LARGE STORES AND MULTIUNITS, BY SELECTED STANDARD METROPOLITAN AREA: 1948—Continued

[See text for explanatory material]

Standard metropolitan area and kind of business	Large stores and multiunits												Small single unit stores	
	Stores reporting number of pharmacists working December 15										Stores not reporting number of pharmacists working		Number	Sales, entire year (Thousand dollars)
	Total				Stores with less than three full-time pharmacists			Stores with three full-time pharmacists or more						
	Number	Sales, entire year (Thousand dollars)	Pharmacists working		Stores (Number)	Pharmacists working		Stores (Number)	Pharmacists working		Number	Sales, entire year (Thousand dollars)		
			Total (Number)	Full time (Number)		Total (Number)	Full time (Number)		Total (Number)	Full time (Number)				
Spokane, total	18	4,783	72	65	7	17	13	11	55	52	...	...	51	2,569
Drug stores, with fountain	6	619	17	14	4	(x)	(x)	2	(x)	(x)	...	...	27	1,101
Drug stores, other	12	4,164	55	51	3	(x)	(x)	9	(x)	(x)	...	...	24	968
Springfield-Holyoke, total	36	5,331	100	90	19	40	33	17	60	57	...	...	115	6,793
Drug stores, with fountain	34	5,331	100	90	19	40	33	17	60	57	...	...	115	6,793
Drug stores, other	2													
Stockton, total	21	2,665	48	43	17	31	26	4	17	17	3	319	34	1,679
Drug stores, with fountain	8	1,299	18	15	7	(x)	(x)	1	(x)	(x)	2	219	11	582
Drug stores, other	13	1,366	30	28	10	(x)	(x)	3	(x)	(x)	1	100	23	1,097
Syracuse, total	29	4,995	61	56	25	49	44	4	12	12	...	...	75	3,873
Drug stores, with fountain	20	3,034	41	37	18	(x)	(x)	2	(x)	(x)	...	...	66	3,476
Drug stores, other	9	1,961	20	19	7	(x)	(x)	2	(x)	(x)	...	...	9	397
Tacoma, total	24	3,809	63	49	17	34	25	7	29	24	1	93	49	2,194
Drug stores, with fountain	17	2,163	38	32	13	24	18	4	14	14	1	93	24	1,089
Drug stores, other	7	1,716	25	17	4	10	7	3	15	10	...	...	25	1,105
Tampa-St. Petersburg, total	34	7,596	115	70	26	44	39	8	31	31	4	381	56	2,921
Drug stores, with fountain	26	6,472	95	52	21	36	33	5	19	19	3	297	34	1,949
Drug stores, other	8	924	20	18	5	8	6	3	12	12	1	84	22	972
Toledo, total	46	8,470	142	92	36	66	57	10	36	35	1	51	83	4,463
Drug stores, with fountain	31	3,994	64	54	28	54	45	3	10	9	1	51	68	3,674
Drug stores, other	15	4,478	78	38	8	12	12	7	26	26	...	...	15	789
Trenton, total	12	2,307	29	23	7	9	7	5	17	16	1	180	52	2,541
Drug stores, with fountain	7	1,193	13	9	6	(x)	(x)	1	(x)	(x)	1	180	32	1,517
Drug stores, other	5	914	16	14	1	(x)	(x)	4	(x)	(x)	...	...	20	1,024
Tulsa, total	25	5,441	41	34	22	36	32	3	5	2	...	...	56	2,377
Drug stores, with fountain	6	4,156	6	5	2	(x)	(x)	3	(x)	(x)	...	...	47	2,117
Drug stores, other	6	1,285	1	1	1	(x)	(x)	2	(x)	(x)	...	...	9	260
Utica-Rome, total	22	4,631	29	23	10	14	14	3	10	10	1	42	74	2,904
Drug stores, with fountain	4	3,134	5	4	2	(x)	(x)	2	(x)	(x)	1	94	34	1,429
Drug stores, other	9	1,497	14	14	8	(x)	(x)	1	(x)	(x)	...	...	40	1,504
Washington, D. C., total	249	73,344	911	745	193	620	545	56	291	200	3	1,603	153	8,189
Drug stores, with fountain	221	69,334	795	695	173	562	515	48	233	180	2	910	133	7,378
Drug stores, other	28	4,010	116	50	20	58	30	8	58	20	1	693	20	811
Wheeling, W.Va.-Steubenville, Ohio, total	31	4,045	57	43	25	41	41	6	16	2	...	...	43	1,644
Drug stores, with fountain	17	3,131	43	34	20	35	30	3	10	4	...	...	29	1,456
Drug stores, other	14	914	14	9	5	6	11	3	6	2	...	...	14	188
Wichita, total	29	6,215	77	66	21	48	38	8	29	28	1	73	39	1,804
Drug stores, with fountain	23	5,284	61	56	14	36	34	9	11	11	1	73	33	1,648
Drug stores, other	6	1,931	16	10	7	12	4	5	18	17	...	...	6	181
Wilkes-Barre-Hazleton, total	14	2,451	31	23	11	17	17	3	13	12	2	97	112	3,467
Drug stores, with fountain	10	1,601	21	15	8	(x)	(x)	2	(x)	(x)	1	32	53	1,389
Drug stores, other	4	850	10	8	3	(x)	(x)	1	(x)	(x)	1	65	59	1,578
Wilmington, total	22	4,582	67	51	15	26	23	7	41	28	...	...	56	2,286
Drug stores, with fountain	19	3,960	63	47	14	22	19	7	41	28	...	...	43	1,870
Drug stores, other	3	622	4	4	3	4	4	...	...	...	...	...	13	416
Worcester, total	23	3,375	74	65	14	28	27	9	44	38	2	259	49	2,805
Drug stores, with fountain	21	3,375	72	65	14	28	27	9	44	38	2	259	49	2,805
Drug stores, other	2													
York, total	4	906	12	8	3	(x)	(x)	1	(x)	(x)	...	...	18	824
Drug stores, with fountain	4	906	10	8	3	(x)	(x)	1	(x)	(x)	...	...	14	687
Drug stores, other	...	...	...	...	...	...	...	...	...	...	...	...	4	142
Youngstown, total	44	8,218	48	80	39	80	64	5	18	17	2	400	74	3,060
Drug stores, with fountain	21	5,914	45	37	19	(x)	(x)	2	(x)	(x)	1	400	48	2,562
Drug stores, other	23	3,304	53	43	20	(x)	(x)	3	(x)	(x)	...	...	31	1,498

x Withheld to avoid disclosure.
Note: See explanatory material for definitions of Standard Metropolitan Areas.

MISCELLANEOUS KINDS OF BUSINESS

CONTENTS

Table		Page
24A	Merchandise Line Sales--Miscellaneous Kinds of Business--United States, by Kind of Business: 1948	24.03
24B	Merchandise Line Sales--Miscellaneous Kinds of Business--Kind of Business, by Geographic Division: 1948	24.05
24C	Merchandise Line Sales of Large Stores and Multiunits, and Small Store Sample--Miscellaneous Kinds of Business--Kind of Business, by Geographic Division: 1948	24.12
24D	Merchandise Line Sales of Large Stores and Multiunits--Miscellaneous Kinds of Business--Kind of Business, by State: 1948	24.29
24E	Merchandise Line Sales of Large Stores and Multiunits--Miscellaneous Kinds of Business--Kind of Business, for Selected Standard Metropolitan Areas: 1948	24.52

INDEX TO KINDS OF BUSINESS

Kind of business	Table 24A	Table 24B	Table 24C	Table 24D	Table 24E
	Page	Page	Page	Page	Page
Liquor stores	24.03	24.05	24.12	24.29	24.52
Fuel dealers, except fuel oil	24.03	24.05	24.12	24.31	24.54
Fuel oil dealers	24.03	24.05	24.13	24.33	24.56
Ice dealers	24.03	24.06	24.14	24.34	...
Hay, grain, feed stores	24.03	24.06	24.14	24.35	24.57
Other farm, garden supply stores	24.03	24.06	24.15	24.37	24.59
Jewelry stores	24.03	24.07	24.16	24.39	24.60
Book stores	24.03	24.07	24.17	24.41	24.63
Stationery stores	24.03	24.08	24.18	24.42	24.64
Sporting goods stores	24.03	24.08	24.19	24.43	24.65
Bicycle stores	24.03	...	24.19	...	...
Florists	24.03	24.09	24.20	24.44	24.66
Cigar stores and stands	24.03	24.09	24.20	24.45	24.67
News dealers, newsstands	24.03	24.10	24.21	24.47	24.68
Gift, novelty, souvenir stores	24.04	24.10	24.22	24.48	24.69
Music stores	24.04	24.10	24.22	24.49	24.70
Luggage, leather goods stores	24.04	24.11	24.23	...	...
Optical goods stores	24.04	24.11	24.23	24.50	24.71
Camera, photographic supply stores	24.04	24.11	24.24	24.51	24.72
Office, store machine and equipment dealers	24.04	...	24.25	...	...
Furniture stores (second-hand)	24.04	24.11	24.25	...	...
Tire, battery, accessory dealers (second-hand)	24.04	...	24.26	...	...
Clothing, shoe stores (second-hand)	24.04	24.11	24.27	...	...
Book stores (second-hand)	24.04	...	24.27	...	...
Pawn shops	24.04	...	24.27	...	...

Table 24A.—MERCHANDISE LINE SALES—MISCELLANEOUS KINDS OF BUSINESS—UNITED STATES, BY KIND OF BUSINESS: 1948

[Data based on sample. See text for description of sample and other explanatory material.]

Kind of business and merchandise line	Merchandise line sales		Stores handling merchandise line		Col. 1 as percent of col. 4
	Amount (*Thousand dollars*)	Percent distribution	Number	Total sales (*Thousand dollars*)	
	(1)	(2)	(3)	(4)	(5)
LIQUOR STORES					
Stores analyzing merchandise line sales, total	2,568,922	100.0	32,678	...	...
Liquors and other spirits	1,824,964	71.0	29,101	2,439,754	74.8
Wines	290,092	11.3	26,395	2,119,757	13.7
Beer and ale	325,262	12.7	19,831	1,190,508	27.3
Other sales	128,604	5.0	...	...	...
Stores not analyzing merchandise line sales	48,671	...	746	...	...
FUEL DEALERS, EXCEPT FUEL OIL					
Stores analyzing merchandise line sales, total	1,630,409	100.0	15,076	...	...
Coal and wood	1,189,051	72.9	12,656	1,412,986	84.2
Ice	21,438	1.3	1,403	109,382	19.6
Fuel oil (domestic heating)	104,617	6.4	2,295	452,578	23.1
Bottled gas	142,809	8.8	2,401	218,445	65.4
Oil burners, furnaces, stokers	21,135	1.3	1,093	291,000	7.3
Other major household appliances	49,127	3.0	1,817	209,584	23.4
Hay, grain, feed, farm and garden supplies	18,888	1.2	764	77,401	24.4
Other sales	83,344	5.1	...	...	...
Stores not analyzing merchandise line sales	24,531	...	203	...	...
FUEL OIL DEALERS					
Stores analyzing merchandise line sales, total	718,176	100.0	4,162	...	...
Fuel oil (domestic heating)	532,471	74.2	4,162	718,176	74.2
Coal and wood	69,109	9.6	1,164	248,826	27.8
Bottled gas	9,794	1.4	229	35,904	27.3
Oil burners, furnaces, stokers	35,721	5.0	1,021	291,054	12.3
Other major household appliances	8,961	1.2	271	81,961	10.9
Other sales	62,120	8.6	...	...	...
Stores not analyzing merchandise line sales	5,462	...	39	...	...
ICE DEALERS					
Stores analyzing merchandise line sales, total	89,704	100.0	3,149	...	...
Ice	71,147	79.3	3,149	89,704	79.3
Coal and wood	11,479	12.8	820	40,794	28.1
Other sales	7,078	7.9	...	...	...
Stores not analyzing merchandise line sales	598	...	24	...	...
HAY, GRAIN, FEED STORES					
Stores analyzing merchandise line sales, total	2,738,250	100.0	17,454	...	...
Hay, grain, other feeds	2,023,715	73.9	17,454	2,738,250	73.9
Seeds, bulbs, nursery stock	103,740	3.8	7,667	1,505,913	6.9
Fertilizers	126,739	4.6	8,516	1,657,012	7.6
Farm and garden supplies	61,105	2.2	5,207	1,052,578	5.8
Farm equipment, implements, machinery	57,701	2.1	2,977	727,658	7.9
Coal, wood, fuel oil	75,508	2.8	3,077	784,724	9.6
Building materials, hardware, paint, elect. supplies	79,832	2.9	3,504	841,659	9.5
Groceries, meat, other foods	55,930	2.1	2,079	320,944	17.4
Other sales	153,980	5.6	...	...	...
Stores not analyzing merchandise line sales	47,278	...	362	...	...
OTHER FARM, GARDEN SUPPLY STORES					
Stores analyzing merchandise line sales, total	362,979	100.0	3,658	...	...
Farm and garden supplies	60,855	16.8	1,796	189,913	32.0
Hay, grain, other feeds	39,734	10.9	1,270	173,571	22.9
Seeds, bulbs, nursery stock	107,364	29.6	2,254	241,838	44.4
Fertilizers	81,447	22.4	2,143	240,888	33.8
Farm equipment, implements, machinery	21,289	5.9	914	121,133	17.6
Coal, wood, fuel oil	5,244	1.4	258	46,482	11.3
Building materials, hardware, paint, elect. supplies	11,523	3.2	538	85,200	13.5
Groceries, meat, other foods	6,161	1.7	323	35,106	17.5
Other sales	29,362	8.1	...	...	...
Stores not analyzing merchandise line sales	11,110	...	87	...	...
JEWELRY STORES					
Stores analyzing merchandise line sales, total	1,203,529	100.0	20,177	...	...
Jewelry (exc. items below)	247,944	20.6	17,910	1,071,864	23.1
Diamonds and precious stones	259,604	21.6	16,664	1,086,429	23.9
Watches, clocks, silverware	355,291	29.5	18,200	918,069	38.7
Novelty and costume jewelry	78,240	6.5	12,347	819,303	9.5
Cameras, photo equipment and supplies	10,190	0.8	2,301	244,412	4.2
Optical goods, frames, lenses	16,313	1.4	2,445	228,514	7.1
Luggage and leather goods	12,790	1.1	4,165	402,235	3.2
Radios, television sets and parts	26,782	2.2	2,900	368,682	7.3
Household appliances	36,026	3.0	4,258	413,631	8.7
Other sales	160,349	13.3	...	...	...
Stores not analyzing merchandise line sales	55,399	...	1,044	...	...

Kind of business and merchandise line	Merchandise line sales		Stores handling merchandise line		Col. 1 as percent of col. 4
	Amount (*Thousand dollars*)	Percent distribution	Number	Total sales (*Thousand dollars*)	
	(1)	(2)	(3)	(4)	(5)
BOOK STORES					
Stores analyzing merchandise line sales, total	259,574	100.0	2,755	...	...
Books	186,347	71.8	2,625	245,724	75.8
Stationery, printed forms, office supplies	13,423	5.2	761	71,906	18.7
Rare books and manuscripts	2,835	1.1	214	21,876	13.0
Second-hand books	3,967	1.5	443	22,847	17.4
Book rentals	2,178	0.8	597	36,105	6.0
Gifts, novelties, souvenirs, toys	6,123	2.4	756	46,957	13.0
Newspapers and magazines	24,769	9.5	643	67,218	36.8
Other sales	19,932	7.7	...	...	...
Stores not analyzing merchandise line sales	7,481	...	81	...	...
STATIONERY STORES					
Stores analyzing merchandise line sales, total	283,039	100.0	3,977	...	...
Stationery, printed forms, office supplies	177,655	62.8	3,977	283,039	62.8
Typewriters	5,158	1.8	976	87,115	6.0
Office machines	3,965	1.4	657	66,634	6.0
Machine rentals and repairs	2,092	0.7	586	50,711	4.1
Commercial furniture, fixtures—nonwood	17,237	6.1	983	126,635	13.6
Commercial furniture, fixtures—wood	10,549	3.7	740	105,884	10.0
Printing on order	17,555	6.2	950	94,948	18.5
Books	8,891	3.2	933	71,181	12.5
Gifts, novelties, souvenirs, toys	12,566	4.4	1,180	83,042	15.1
Newspapers and magazines	4,019	1.4	554	35,922	11.2
Other sales	23,352	8.3	...	...	...
Stores not analyzing merchandise line sales	9,609	...	127	...	...
SPORTING GOODS STORES					
Stores analyzing merchandise line sales, total	306,277	100.0	6,990	...	...
Sporting goods, games, toys	255,219	83.3	6,990	306,277	83.3
Cameras, photo equipment and supplies	3,968	1.3	347	53,467	7.4
Luggage and leather goods	3,024	1.0	594	63,360	4.8
Bicycles, parts and supplies	3,934	1.3	909	52,578	7.5
Radios, television sets and parts	2,471	0.8	270	31,315	7.9
Household appliances	4,198	1.4	487	32,438	12.9
Other sales	33,463	10.9	...	...	...
Stores not analyzing merchandise line sales	4,570	...	84	...	...
BICYCLE STORES					
Stores analyzing merchandise line sales, total	33,964	100.0	1,509	...	...
Bicycles, parts and supplies	25,951	76.4	1,509	33,964	76.4
Sporting goods, games, toys	2,217	6.5	349	8,973	24.7
Other sales	5,796	17.1	...	...	...
Stores not analyzing merchandise line sales	168	...	11	...	...
FLORISTS					
Stores analyzing merchandise line sales, total	359,505	100.0	14,152	...	...
Cut flowers, wreaths, displays	267,175	74.3	13,992	356,512	74.9
Potted growing plants	56,271	15.7	10,545	289,083	19.5
Seeds, bulbs, nursery stock	9,859	2.7	3,088	92,141	10.7
Pottery and giftware	17,161	4.8	7,045	210,749	8.1
Other sales	9,039	2.5	...	...	...
Stores not analyzing merchandise line sales	20,963	...	596	...	...
CIGAR STORES AND STANDS					
Stores analyzing merchandise line sales, total	537,107	100.0	14,376	...	...
Cigars, cigarettes, tobacco	401,571	74.8	14,376	537,107	74.8
Candy, nuts, confectionery	37,883	7.0	10,494	282,323	13.4
Fountain and meals	28,339	5.3	5,311	124,916	22.7
Canned goods, other groceries	7,516	1.4	2,393	48,417	15.5
Other sales	61,798	11.5	...	...	...
Stores not analyzing merchandise line sales	5,044	...	146	...	...
NEWS DEALERS, NEWSSTANDS					
Stores analyzing merchandise line sales, total	218,567	100.0	6,620	...	...
Newspapers and magazines	134,831	61.7	6,620	218,567	61.7
Stationery, printed forms, office supplies	4,054	1.9	766	30,437	13.1
Books	1,408	0.7	304	17,805	8.2
Gifts, novelties, souvenirs, toys	6,176	2.8	1,278	53,359	11.6
Cigars, cigarettes, tobacco	36,050	16.5	4,852	160,266	22.5
Candy, nuts, confectionery	17,135	7.8	4,252	140,880	12.2
Fountain and meals	7,043	3.2	1,247	44,790	15.7
Other sales	11,810	5.4	...	...	...
Stores not analyzing merchandise line sales	9,617	...	187	...	...

See footnotes at end of table.

Table 24A.—MERCHANDISE LINE SALES—MISCELLANEOUS KINDS OF BUSINESS—UNITED STATES, BY KIND OF BUSINESS: 1948—Continued

[Data based on sample. See text for description of sample and other explanatory material.]

Kind of business and merchandise line	Merchandise line sales		Stores handling merchandise line		Col. 1 as per cent of col. 4
	Amount (Thousand dollars)	Percent distribution	Number	Total sales (Thousand dollars)	
	(1)	(2)	(3)	(4)	(5)
GIFT, NOVELTY, SOUVENIR STORES					
Stores analyzing merchandise line sales, total	[illegible]	100.0	12,410	...	...
Gifts, novelties, souvenirs	[illegible]	81.7	12,410	206,865	81.7
Toys	[illegible]	[illegible]	1,575	29,571	23.4
Stamps, coins, collectors' supplies	119	(z)	17	2,314	5.1
Religious (church) goods	[illegible]	0.4	44	7,174	11.1
Other sales	[illegible]	14.5	...	...	...
Stores not analyzing merchandise line sales	[illegible]	...	84	...	...
MUSIC STORES					
Stores analyzing merchandise line sales, total	342,771	100.0	6,030	...	...
Pianos, musical instruments, phonographs	194,422	56.7	4,345	298,355	65.2
Radios, television sets and parts	38,336	11.1	2,146	205,744	18.9
Phonograph records	70,435	20.7	3,805	227,120	31.2
Major household appliances	11,120	3.2	490	69,430	16.0
Housewares (inc. electric)	2,272	0.7	427	51,179	4.4
Service and repair department	10,376	3.0	2,042	184,439	5.6
Other sales	14,940	4.4	...	...	...
Stores not analyzing merchandise line sales	4,381	...	89	...	...
LUGGAGE, LEATHER GOODS STORES					
Stores analyzing merchandise line sales, total	67,531	100.0	1,179	...	...
Luggage and leather goods	59,821	88.6	1,179	67,531	88.6
Novelty and costume jewelry	725	1.1	71	7,578	9.6
Sporting goods, games, toys	440	0.6	38	3,823	11.5
Other sales	6,545	9.7	...	...	...
Stores not analyzing merchandise line sales	759	...	15	...	...
OPTICAL GOODS STORES					
Stores analyzing merchandise line sales, total	73,167	100.0	1,867	...	...
Optical goods, frames, lenses	68,833	94.1	1,867	73,167	94.1
Cameras, photo equipment and supplies	1,389	1.9	69	5,773	24.1
Other sales	2,945	4.0	...	...	...
Stores not analyzing merchandise line sales	1,123	...	23	...	...
CAMERA, PHOTOGRAPHIC SUPPLY STORES					
Stores analyzing merchandise line sales, total	205,118	100.0	3,015	...	...
Camera, photo equipment and supplies	181,876	88.7	3,015	205,118	88.7
Optical goods, frames, lenses	3,077	1.5	103	12,439	24.7
Luggage and leather goods	717	0.3	72	6,930	10.3
Other sales	19,448	9.5	...	...	...
Stores not analyzing merchandise line sales	1,965	...	16	...	...
OFFICE, STORE MACHINE AND EQUIPMENT DEALERS					
Stores analyzing merchandise line sales, total	98,860	100.0	2,245	...	...
Typewriters	34,720	35.1	2,245	98,860	35.1
Office machines	15,737	15.9	1,467	67,728	23.2
Store machines and equipment	4,268	4.3	438	22,943	18.6
Machine rentals and repairs	14,502	14.7	1,755	75,388	19.2
Commercial furniture, fixtures—nonwood	5,164	5.2	635	37,190	13.9
Commercial furniture, fixtures—wood	5,254	5.3	533	36,209	14.5
Stationery, printed forms, office supplies	12,026	12.2	1,132	56,168	21.4
Other sales	7,189	7.3	...	...	...
Stores not analyzing merchandise line sales	[illegible]	...	74	...	...

Kind of business and merchandise line	Merchandise line sales		Stores handling merchandise line		Col. 1 as per cent of col. 4
	Amount (Thousand dollars)	Percent distribution	Number	Total sales (Thousand dollars)	
	(1)	(2)	(3)	(4)	(5)
FURNITURE STORES (SECOND-HAND)					
Stores analyzing merchandise line sales, total	[illegible]	100.0	6,386	...	...
Furniture, other home furnishings (used)	[illegible]	76.8	6,386	73,606	76.8
Furniture, other home furnishings (new)	6,562	8.4	1,304	22,617	29.0
Household appliances	3,085	4.2	1,460	17,324	17.8
Repairs, storage, service receipts	689	0.9	418	7,251	9.5
Other sales	6,749	9.2	...	...	...
Stores not analyzing merchandise line sales	1,282	...	28	...	...
TIRE, BATTERY, ACCESSORY DEALERS (SECOND-HAND)					
Stores analyzing merchandise line sales, total	62,019	100.0	2,373	...	...
Tires, tubes, auto parts, accessories (used)	42,402	68.4	2,373	62,019	68.4
Tires, tubes, auto parts, accessories (new)	5,626	9.1	595	20,660	27.2
Used cars, trucks	5,705	9.2	633	17,441	32.7
Repairs, storage, service receipts	2,197	3.5	536	15,054	14.6
Other sales	6,089	9.8	...	...	...
Stores not analyzing merchandise line sales	774	...	39	...	...
CLOTHING, SHOE STORES (SECOND-HAND)					
Stores analyzing merchandise line sales, total	41,003	100.0	3,602	...	...
Clothing, furs, shoes (used)	27,123	66.1	3,569	40,262	67.4
Clothing, furs, shoes (new)	4,325	10.5	659	12,996	33.3
Cameras, tools, firearms, luggage	858	2.1	418	8,928	9.6
Household appliances	398	1.0	162	4,667	8.5
Repairs, storage, service receipts	805	2.0	242	4,016	20.0
Other sales	7,494	18.3	...	...	...
Stores not analyzing merchandise line sales	1,243	...	91	...	...
BOOK STORES (SECOND-HAND)					
Stores analyzing merchandise line sales, total	6,552	100.0	355	...	...
Books (used)	3,502	53.5	319	4,986	70.2
Books (new)	986	15.0	45	3,039	32.4
Rare books, prints, manuscripts	1,620	24.7	49	2,302	70.4
Gifts, novelties, souvenirs, toys	(1)	(1)	11	(x)	(x)
Other sales	444	6.8	...	...	...
Stores not analyzing merchandise line sales	240	...	10	...	...
PAWN SHOPS					
Stores analyzing merchandise line sales, total	53,006	100.0	1,358	...	...
Cameras, tools, firearms, luggage	6,717	12.7	927	37,340	18.0
Jewelry, silverware, precious stones	12,482	23.5	1,139	44,874	27.8
Clothing, furs, shoes (used)	8,928	16.8	659	28,512	31.3
Clothing, furs, shoes (new)	2,466	4.7	229	13,829	17.8
Repairs, storage, service receipts	13,560	25.6	816	33,298	40.7
Other sales	8,853	16.7	...	...	...
Stores not analyzing merchandise line sales	7,009	...	164	...	...

z Withheld to avoid disclosure.
1 Less than 0.5 percent.
x Combined with "Other sales."

Table 24B.—MERCHANDISE LINE SALES—MISCELLANEOUS KINDS OF BUSINESS—KIND OF BUSINESS, BY GEOGRAPHIC DIVISION: 1948

[Data based on sample. See text for description of sample and other explanatory material.]

Kind of business and merchandise line	Merchandise line sales		Stores handling merchandise line		Col. 1 as percent of col. 4	Merchandise line sales		Stores handling merchandise line		Col. 1 as percent of col. 4	Merchandise line sales		Stores handling merchandise line		Col. 1 as percent of col. 4
	Amount (*Thousand dollars*)	Percent distribution	Number	Total sales (*Thousand dollars*)		Amount (*Thousand dollars*)	Percent distribution	Number	Total sales (*Thousand dollars*)		Amount (*Thousand dollars*)	Percent distribution	Number	Total sales (*Thousand dollars*)	
	(1)	(2)	(3)	(4)	(5)	(1)	(2)	(3)	(4)	(5)	(1)	(2)	(3)	(4)	(5)
	NEW ENGLAND					MIDDLE ATLANTIC					EAST NORTH CENTRAL				
LIQUOR STORES															
Stores analyzing merchandise line sales, total	219,474	100.0	3,262	...	...	607,606	100.0	6,947	...	...	413,904	100.0	5,379	...	...
Liquors and other spirits	130,150	59.3	2,947	211,069	61.7	427,502	70.3	6,117	563,297	75.9	249,237	60.2	3,854	359,262	69.4
Wines	30,005	13.7	2,934	203,356	14.8	108,695	17.9	5,745	537,354	20.2	36,181	8.8	4,287	252,344	14.3
Beer and ale	52,147	23.8	2,992	176,742	29.5	60,944	10.0	2,126	123,214	49.5	89,867	21.7	4,157	244,615	36.7
Other sales	7,172	3.2	...	...	...	10,465	1.8	...	...	...	38,619	9.3	...	...	...
Stores not analyzing merchandise line sales	11,753	...	149	...	...	10,294	...	129	...	...	3,880	...	77	...	...
	WEST NORTH CENTRAL					SOUTH ATLANTIC					EAST SOUTH CENTRAL				
Stores analyzing merchandise line sales, total	200,105	100.0	3,070	...	...	443,676	100.0	3,836	...	...	122,008	100.0	1,009	...	...
Liquors and other spirits	143,409	71.6	2,907	195,714	73.3	375,756	84.7	3,646	439,027	85.6	99,581	81.6	923	119,521	83.3
Wines	14,555	7.3	2,315	162,180	9.0	30,370	6.8	2,772	367,530	8.3	11,050	9.1	745	104,782	10.5
Beer and ale	24,315	12.2	2,238	128,638	18.9	25,612	5.8	1,843	153,948	16.6	5,180	4.2	347	20,711	25.0
Other sales	17,826	8.9	...	...	...	11,938	2.7	...	...	...	6,197	5.1	...	...	...
Stores not analyzing merchandise line sales	2,918	...	52	...	...	4,746	...	68	...	...	726	...	4	...	...
	WEST SOUTH CENTRAL					MOUNTAIN					PACIFIC				
Stores analyzing merchandise line sales, total	160,700	100.0	3,585	...	...	78,507	100.0	1,199	...	...	322,942	100.0	4,391	...	...
Liquors and other spirits	122,232	76.1	3,382	155,747	78.5	56,157	71.5	1,199	78,507	71.5	220,940	68.4	4,126	317,610	69.6
Wines	13,678	8.5	2,427	113,476	12.1	11,902	15.2	1,079	71,911	16.6	33,656	10.4	4,091	306,824	11.0
Beer and ale	17,340	10.8	1,616	87,586	19.8	7,986	10.2	751	35,277	22.6	41,871	13.0	3,761	219,777	19.0
Other sales	7,450	4.6	...	...	...	2,462	3.1	...	...	...	26,475	8.2	...	...	...
Stores not analyzing merchandise line sales	6,475	...	137	...	...	4,222	...	84	...	...	3,657	...	46	...	...
	NEW ENGLAND					MIDDLE ATLANTIC					EAST NORTH CENTRAL				
FUEL DEALERS, EXCEPT FUEL OIL															
Stores analyzing merchandise line sales, total	147,601	100.0	996	...	...	472,250	100.0	4,019	...	...	538,035	100.0	4,483	...	...
Coal and wood	96,410	65.3	855	136,534	70.6	381,233	80.7	3,724	447,243	85.2	461,512	85.8	4,115	516,320	89.4
Ice	1,030	0.7	53	8,949	11.5	4,170	0.9	428	27,304	15.3	7,482	1.4	496	39,020	19.2
Fuel oil (domestic heating)	29,408	19.9	432	106,097	27.7	38,350	8.1	983	177,544	21.6	13,259	2.4	392	68,385	19.4
Bottled gas	6,898	4.7	134	11,987	57.5	16,595	3.5	297	26,138	63.5	14,655	2.7	391	22,586	64.9
Oil burners, furnaces, stokers	3,714	2.5	184	65,227	5.8	4,553	1.0	256	65,252	7.0	3,773	0.7	270	76,369	4.9
Other major household appliances	2,419	1.6	120	20,021	12.1	5,809	1.2	239	31,549	18.4	5,348	1.0	353	26,522	20.2
Hay, grain, feed, farm and garden supplies	1,131	0.8	48	6,775	16.7	4,975	1.1	169	20,799	23.9	5,621	1.0	193	21,663	25.9
Other sales	6,591	4.5	...	...	...	16,565	3.5	...	...	...	26,385	5.0	...	...	...
Stores not analyzing merchandise line sales	3,135	...	16	...	...	5,871	...	55	...	...	7,996	...	43	...	...
	WEST NORTH CENTRAL					SOUTH ATLANTIC					EAST SOUTH CENTRAL				
Stores analyzing merchandise line sales, total	126,612	100.0	1,472	...	...	146,844	100.0	1,500	...	...	63,721	100.0	942	...	...
Coal and wood	89,536	70.7	1,154	106,779	83.8	83,801	57.1	1,199	113,099	74.1	42,212	66.3	781	48,541	87.0
Ice	2,690	2.1	144	11,389	23.6	3,445	2.3	132	12,114	28.4	2,106	3.3	90	5,889	35.8
Fuel oil (domestic heating)	4,943	3.9	165	29,332	16.8	12,937	8.8	176	49,903	25.9	600	0.9	24	3,841	15.6
Bottled gas	13,588	10.8	318	20,066	67.7	20,163	13.7	301	33,400	60.4	9,056	14.2	140	14,834	61.0
Oil burners, furnaces, stokers	1,605	1.3	132	24,467	6.6	3,885	2.6	87	35,065	11.1	1,912	3.0	78	10,853	17.6
Other major household appliances	4,939	3.9	213	18,256	27.1	9,020	6.2	245	32,637	27.6	3,750	5.9	120	13,769	27.2
Hay, grain, feed, farm and garden supplies	2,097	1.6	99	7,300	28.7	2,166	1.5	68	8,757	24.7	1,306	2.1	74	4,836	27.0
Other sales	7,214	5.7	...	...	...	11,427	7.8	...	...	...	2,779	4.3	...	...	...
Stores not analyzing merchandise line sales	1,964	...	45	...	...	836	...	12	...	...	195	...	2	...	...
	WEST SOUTH CENTRAL					MOUNTAIN					PACIFIC				
Stores analyzing merchandise line sales, total	54,502	100.0	580	...	...	35,877	100.0	503	...	...	44,967	100.0	581	...	...
Coal and wood	1,613	3.0	103	1,879	85.8	14,171	39.5	326	16,811	84.3	18,563	41.3	399	25,780	72.0
Ice	40	0.1	11	113	35.4	335	0.9	41	3,436	9.7	140	2.3	8	1,168	26.0
Fuel oil (domestic heating)	520	0.9	3	751	69.2	427	1.2	20	2,285	18.7	4,173	9.3	100	14,440	29.9
Bottled gas	35,732	65.6	473	51,787	69.0	12,948	36.1	176	18,915	68.5	13,174	29.3	171	18,732	70.3
Oil burners, furnaces, stokers	334	0.6	33	3,904	8.6	261	0.7	22	3,204	8.2	1,098	2.4	31	7,659	14.3
Other major household appliances	10,816	19.8	301	37,865	28.6	3,966	11.1	125	14,148	28.0	3,060	6.8	93	14,817	20.7
Hay, grain, feed, farm and garden supplies	274	0.5	23	1,149	23.8	795	2.2	56	3,758	21.2	523	1.2	34	2,364	22.1
Other sales	5,173	9.5	...	...	...	2,974	8.3	...	...	...	4,236	9.4	...	...	...
Stores not analyzing merchandise line sales	480	...	3	...	...	896	...	11	...	...	3,158	...	16	...	...
	NEW ENGLAND					MIDDLE ATLANTIC					EAST NORTH CENTRAL				
FUEL OIL DEALERS															
Stores analyzing merchandise line sales, total	199,010	100.0	1,601	...	...	289,926	100.0	1,485	...	...	59,638	100.0	300	...	...
Fuel oil (domestic heating)	141,110	70.9	1,601	199,010	70.9	225,054	76.6	1,485	289,926	76.6	46,186	77.5	300	59,638	77.5
Coal and wood	19,604	9.8	413	72,847	26.9	29,187	10.1	380	92,962	31.4	5,178	8.7	109	16,422	31.5
Bottled gas	1,443	0.7	96	14,520	9.9	566	0.2	23	4,422	12.8	679	1.1	19	1,129	60.1
Oil burners, furnaces, stokers	10,274	5.2	355	98,339	10.4	16,495	5.7	454	119,693	13.8	3,047	5.1	36	18,900	16.1
Other major household appliances	1,959	1.0	100	26,168	7.5	1,812	0.6	64	21,491	8.4	180	0.3	12	1,907	9.4
Other sales	24,620	12.4	...	...	...	19,812	6.8	...	...	...	4,368	7.3	...	...	...
Stores not analyzing merchandise line sales	1,560	...	6	...	...	1,717	...	10	...	...	937	...	14	...	...

See footnotes at end of table.

Table 24B.—MERCHANDISE LINE SALES—MISCELLANEOUS KINDS OF BUSINESS—KIND OF BUSINESS, BY GEOGRAPHIC DIVISION: 1948—Continued

[Data based on sample. See text for description of sample and other explanatory material.]

Columns: Merchandise line sales — Amount (Thousand dollars) (1); Percent distribution (2). Stores handling merchandise line — Number (3); Total sales (Thousand dollars) (4). Col. 1 as per cent of col. 4 (5).

FUEL OIL DEALERS

Kind of business and merchandise line	WEST NORTH CENTRAL (1)	(2)	(3)	(4)	(5)	PACIFIC (1)	(2)	(3)	(4)	(5)
Stores analyzing merchandise line sales, total	25,[illegible]	100.0	8[illegible]	...	...	69,036	100.0	[illegible]41	...	...
Fuel oil, domestic heating	18,[illegible]82	[illegible]	8[illegible]	2[illegible],721	[illegible]	54,384	78.[illegible]	441	[illegible]	[illegible]
Coal and wood	1,[illegible]	[illegible]	13	4,[illegible]25	40.5	6,47[illegible]	[illegible]	1[illegible]	29,38[illegible]	[illegible]
Bottled gas	[illegible]	[illegible]	1[illegible]	2,093	36.1	1,134	1.[illegible]	21	4,493	25.2
Oil burners, furnaces, stokers	1,15[illegible]	[illegible]	[illegible]	7,184	16.0	1,539	[illegible]	[illegible]8	22,17[illegible]	6.9
Other major household appliances	[illegible]	1.8	11	3,125	14.5	1,72[illegible]	[illegible]	[illegible]	8,[illegible]	[illegible]
Other sales	[illegible]68	1[illegible].8	...	...	...	3,[illegible]8	5.[illegible]	...	...	...
Stores not analyzing merchandise line sales	561	...	3	...	...	[illegible]00	...	[illegible]	...	...

ICE DEALERS

Kind of business and merchandise line	MIDDLE ATLANTIC (1)	(2)	(3)	(4)	(5)	EAST NORTH CENTRAL (1)	(2)	(3)	(4)	(5)	SOUTH ATLANTIC (1)	(2)	(3)	(4)	(5)
Stores analyzing merchandise line sales, total	13,331	100.0	811	...	...	21,540	100.0	572	...	...	23,867	100.0	343	...	...
Ice	10,906	81.8	811	13,331	81.8	17,295	80.3	572	21,540	80.3	16,590	69.5	343	23,867	69.5
Coal and wood	1,324	9.9	29[illegible]	4,894	27.1	3,591	16.7	150	9,543	37.[illegible]	4,603	19.3	196	19,030	24.2
Other sales	1,101	8.3	...	...	...	654	[illegible]	...	...	...	2,674	11.[illegible]	...	...	...
Stores not analyzing merchandise line sales	...	...	...	...	...	210	...	10	...	...	...	...	...	...	...

Kind of business and merchandise line	EAST SOUTH CENTRAL (1)	(2)	(3)	(4)	(5)
Stores analyzing merchandise line sales, total	6,660	100.0	213	...	...
Ice	5,208	78.2	213	6,660	78.2
Coal and wood	1,170	17.6	76	4,352	26.9
Other sales	282	4.2	...	...	...
Stores not analyzing merchandise line sales	...	...	...	...	...

HAY, GRAIN, FEED STORES

Kind of business and merchandise line	NEW ENGLAND (1)	(2)	(3)	(4)	(5)	MIDDLE ATLANTIC (1)	(2)	(3)	(4)	(5)	EAST NORTH CENTRAL (1)	(2)	(3)	(4)	(5)
Stores analyzing merchandise line sales, total	203,190	100.0	955	...	...	501,214	100.0	2,543	...	...	638,909	100.0	3,876	...	...
Hay, grain, other feeds	167,133	82.3	955	203,190	82.3	385,727	76.9	2,543	501,214	76.9	445,499	69.7	3,876	638,909	69.7
Seeds, bulbs, nursery stock	2,687	1.3	394	87,631	3.1	15,206	3.0	1,185	291,016	5.2	25,2[illegible]4	4.0	1,913	406,371	6.2
Fertilizers	5,764	2.8	513	108,485	5.3	23,947	4.8	1,607	370,065	6.5	34,642	5.4	2,195	460,041	7.5
Farm and garden supplies	4,825	2.4	322	77,602	6.2	8,871	1.8	647	176,294	5.0	1[illegible],923	2.0	1,137	251,220	5.1
Farm equipment, implements, machinery	2,614	1.3	176	41,643	6.3	9,795	2.0	581	170,649	5.7	18,442	2.9	797	203,826	9.0
Coal, wood, fuel oil	8,185	4.0	225	53,856	15.2	14,994	3.0	483	129,314	11.6	33,305	5.2	1,152	318,550	10.5
Building materials, hardware, paint, elect. supplies	5,772	2.8	254	59,445	9.7	21,528	4.3	786	222,313	9.6	20,385	3.2	915	248,090	8.2
Groceries, meat, other foods	2,085	1.0	64	10,982	19.0	2,972	0.6	160	34,359	8.6	6,382	1.0	305	58,762	10.9
Other sales	4,125	2.1	...	...	...	18,174	3.6	...	...	...	42,107	6.6	...	...	...
Stores not analyzing merchandise line sales	517	...	3	...	...	5,140	...	[illegible]	...	...	9,819	...	69	...	...

Kind of business and merchandise line	WEST NORTH CENTRAL (1)	(2)	(3)	(4)	(5)	SOUTH ATLANTIC (1)	(2)	(3)	(4)	(5)	EAST SOUTH CENTRAL (1)	(2)	(3)	(4)	(5)
Stores analyzing merchandise line sales, total	[illegible],341	100.0	2,942	...	...	341,354	100.0	2,109	...	...	90,452	100.0	958	...	...
Hay, grain, other feeds	[illegible]71,832	72.7	2,942	373,841	72.7	230,978	67.7	2,109	341,354	67.7	56,998	63.0	958	90,452	63.0
Seeds, bulbs, nursery stock	14,274	3.8	977	199,678	7.1	19,297	[illegible].6	1,011	185,784	10.4	7,676	8.5	455	48,479	15.8
Fertilizers	1[illegible],810	2.9	1,008	201,214	5.4	25,948	7.6	1,117	203,716	12.7	9,033	10.0	475	55,894	16.2
Farm and garden supplies	5,[illegible]08	1.4	610	116,750	4.4	14,749	4.3	893	172,[illegible]	8.6	3,085	3.4	265	31,889	9.7
Farm equipment, implements, machinery	7,8[illegible]2	2.1	375	82,881	9.5	9,050	2.6	487	86,436	10.5	2,612	2.9	149	20,116	13.0
Coal, wood, fuel oil	8,111	[illegible]	575	123,6[illegible]	6.6	4,9[illegible]	1.5	193	58,641	[illegible].5	648	0.7	33	5,108	12.7
Building materials, hardware, paint, elect. supplies	11,[illegible]	3.0	380	97,608	11.5	8,06[illegible]	[illegible].4	[illegible]	81,[illegible]02	9.[illegible]	3,584	4.0	220	25,164	14.2
Groceries, meat, other foods	14,852	4.0	558	78,075	19.0	10,163	3.0	[illegible]28	[illegible],411	2[illegible].6	[illegible],498	2.8	140	11,377	22.0
Other sales	[illegible],[illegible]16	7.9	...	...	...	18,054	[illegible].3	...	...	...	4,318	4.7	...	...	...
Stores not analyzing merchandise line sales	14,[illegible]	...	[illegible]	...	...	[illegible],960	...	55	...	...	4,756	...	41	...	...

Kind of business and merchandise line	WEST SOUTH CENTRAL (1)	(2)	(3)	(4)	(5)	MOUNTAIN (1)	(2)	(3)	(4)	(5)	PACIFIC (1)	(2)	(3)	(4)	(5)
Stores analyzing merchandise line sales, total	[illegible],401	100.0	2,181	...	...	76,266	100.0	50[illegible]	...	...	[illegible],623	100.0	1,386	...	...
Hay, grain, other feed	[illegible],843	[illegible].3	2,181	20[illegible],401	[illegible].3	56,199	73.7	5[illegible]	76,2[illegible]	[illegible]	[illegible],506	80.1	1,386	307,623	80.1
Seeds, bulbs, nursery stock	[illegible],41[illegible]	4.[illegible]	77[illegible]	85,177	11.1	[illegible],2[illegible]	[illegible]	2[illegible]	[illegible],730	6.5	[illegible],718	[illegible].5	711	167,047	4.6
Fertilizers	[illegible],313	[illegible].6	740	8[illegible],217	8.4	1,419	1.[illegible]	1[illegible]	30,[illegible]	4.6	7,863	2.6	667	139,846	5.6
Farm and garden supplies	[illegible],1[illegible]	1.5	44[illegible]	52,310	6.0	2,399	3.1	1[illegible]	30,[illegible]	8.0	5,875	1.9	694	144,012	4.1
Farm equipment, implements, machinery	[illegible]	1.[illegible]	11[illegible]	22,770	9.[illegible]	1,638	2.[illegible]	[illegible]	21,8[illegible]	[illegible]	[illegible],605	1.2	226	77,477	4.7
Coal, wood, fuel oil	[illegible]	0.[illegible]	[illegible]4	[illegible],308	5.5	[illegible],7[illegible]3	3.6	1[illegible]	[illegible],86[illegible]	1[illegible]	[illegible],132	0.7	202	62,386	3.4
Building materials, hardware, paint, elect. supplies	[illegible],[illegible]71	1.[illegible]	180	22,205	11.1	1,762	[illegible]	[illegible]	15,641	11.[illegible]	[illegible],015	1.6	2[illegible]	68,691	7.3
Groceries, meat, other foods	5,[illegible]60	[illegible].5	[illegible]	21,968	23.1	3,2[illegible]	4.[illegible]	[illegible]	1[illegible],41[illegible]	21.1	8,66[illegible]	2.8	132	40,697	21.3
Other sales	1[illegible],[illegible]	6.1	...	...	...	4,61[illegible]	6.1	...	...	...	[illegible]	[illegible]	...	...	...
Stores not analyzing merchandise line sales	[illegible]	...	[illegible]	...	...	1,083	...	1[illegible]	...	...	1,[illegible]	...	10	...	...

OTHER FARM, GARDEN SUPPLY STORES

Kind of business and merchandise line	MIDDLE ATLANTIC (1)	(2)	(3)	(4)	(5)	EAST NORTH CENTRAL (1)	(2)	(3)	(4)	(5)	WEST NORTH CENTRAL (1)	(2)	(3)	(4)	(5)
Stores analyzing merchandise line sales, total	[illegible]	100.0	21[illegible]	...	...	[illegible],792	100.0	[illegible]	...	...	5[illegible],965	100.0	565	...	...
F[illegible]	[illegible]	[illegible]	1[illegible]	17,2[illegible]	[illegible].1	11,[illegible]8	12.5	[illegible]	[illegible]	[illegible]	6,143	12.1	283	20,145	30.5
Hay, grain, other feeds	3,[illegible]	[illegible]	[illegible]	13,880	[illegible].1	[illegible],633	11.[illegible]	[illegible]	33,[illegible]	[illegible]	6,157	12.1	195	22,491	27.4
Seeds, bulbs, nursery stock	[illegible]	[illegible]	1[illegible]3	20,[illegible]	[illegible]	1[illegible],8[illegible]3	28.[illegible]	[illegible]	[illegible]	[illegible]	26,267	51.5	380	42,694	61.5
F[illegible]	[illegible]	[illegible]	1[illegible]	21,[illegible]	[illegible]	8,[illegible]91	16.[illegible]	3[illegible]	[illegible]	[illegible]	[illegible],954	7.8	192	20,215	19.6
F[illegible] machinery	[illegible]	[illegible]	[illegible]	[illegible]	1[illegible]	[illegible]	[illegible]	188	[illegible]	1[illegible]	[illegible],092	4.1	167	12,669	16.5
[illegible]	[illegible]	[illegible]	[illegible]	[illegible]	1[illegible]	[illegible]	[illegible]	[illegible]	1[illegible]	11.[illegible]	[illegible]	1.[illegible]	[illegible]	5,259	10.2
[illegible] supplies	[illegible]	[illegible]	[illegible]	[illegible]	1[illegible]	[illegible]	[illegible]	[illegible]	[illegible]	[illegible]	[illegible]	1.9	115	12,133	8.0
[illegible]	[illegible]	[illegible]	[illegible]	[illegible]	[illegible]	[illegible]	[illegible]	[illegible]	[illegible]	[illegible]	1,166	[illegible]	86	6,585	17.7
[illegible]	[illegible]	[illegible]	...	...	...	[illegible]	1[illegible]	...	...	...	[illegible],[illegible]71	[illegible]	...	...	...
[illegible]	[illegible]	...	[illegible]	...	...	[illegible]	...	[illegible]	...	...	1,98[illegible]	...	15	...	...

Table 24B.—MERCHANDISE LINE SALES—MISCELLANEOUS KINDS OF BUSINESS—KIND OF BUSINESS, BY GEOGRAPHIC DIVISION*: 1948—Continued

[Data based on sample. See text for description of sample and other explanatory material.]

Kind of business and merchandise line	Merchandise line sales		Stores handling merchandise line		Col. 1 as percent of col. 4	Merchandise line sales		Stores handling merchandise line		Col. 1 as percent of col. 4	Merchandise line sales		Stores handling merchandise line		Col. 1 as percent of col. 4
	Amount (Thousand dollars) (1)	Percent distribution (2)	Number (3)	Total sales (Thousand dollars) (4)	(5)	Amount (Thousand dollars) (1)	Percent distribution (2)	Number (3)	Total sales (Thousand dollars) (4)	(5)	Amount (Thousand dollars) (1)	Percent distribution (2)	Number (3)	Total sales (Thousand dollars) (4)	(5)
	SOUTH ATLANTIC					EAST SOUTH CENTRAL					WEST SOUTH CENTRAL				
OTHER FARM, GARDEN SUPPLY STORES															
Stores analyzing merchandise line sales, total	30,872	100.0	818	...	...	42,954	100.0	386	...	...	28,759	100.0	287	...	...
Farm and garden supplies	12,074	14.9	338	42,810	28.2	3,299	7.7	171	20,672	16.0	6,229	21.7	153	16,103	38.7
Hay, grain, other feeds	9,409	11.6	343	43,058	21.8	7,256	16.8	258	32,754	22.2	2,295	8.0	90	11,927	19.2
Seeds, bulbs, nursery stock	13,268	16.4	462	45,584	29.1	10,699	24.9	260	33,255	32.2	10,244	35.6	197	20,308	50.4
Fertilizers	28,075	34.7	634	67,704	41.5	14,278	33.2	298	38,039	37.5	5,251	18.3	161	16,654	31.5
Farm equipment, implements, machinery	5,530	6.9	247	36,627	15.1	1,876	4.4	107	10,405	18.0	1,613	5.6	42	6,831	23.6
Coal, wood, fuel oil	738	0.9	58	8,364	8.8	541	1.3	33	3,438	15.7	(1)	(1)	2	(x)	(x)
Building materials, hardware, paint, elect. supplies	2,356	2.9	110	17,765	13.3	2,186	5.1	127	13,141	16.6	516	1.8	25	3,068	16.8
Groceries, meat, other foods	2,291	2.9	112	12,372	18.5	975	2.3	46	5,444	17.9	350	1.2	8	1,497	23.4
Other sales	7,131	8.8	...	...	...	1,844	4.3	...	...	...	2,261	7.8	...	...	...
Stores not analyzing merchandise line sales	2,015	...	6	...	...	586	...	11	...	...	2,641	...	38	...	...
	PACIFIC														
Stores analyzing merchandise line sales, total	41,410	100.0	457	...	...										
Farm and garden supplies	10,869	26.3	303	25,211	43.1										
Hay, grain, other feeds	3,140	7.6	89	11,264	27.9										
Seeds, bulbs, nursery stock	8,723	21.1	272	19,987	43.6										
Fertilizers	11,236	27.1	261	26,331	42.7										
Farm equipment, implements, machinery	3,308	8.0	80	11,065	29.9										
Coal, wood, fuel oil	296	0.7	20	2,512	11.7										
Building materials, hardware, paint, elect. supplies	355	0.8	21	2,309	15.3										
Groceries, meat, other foods	189	0.4	5	778	24.3										
Other sales	3,294	8.0	...	...	...										
Stores not analyzing merchandise line sales	773	...	3	...	...										
	NEW ENGLAND					MIDDLE ATLANTIC					EAST NORTH CENTRAL				
JEWELRY STORES															
Stores analyzing merchandise line sales, total	81,732	100.0	1,213	...	...	265,622	100.0	4,333	...	...	259,251	100.0	4,264	...	...
Jewelry (exc. items below)	17,547	21.5	1,108	69,669	25.2	58,033	21.8	3,677	229,975	25.2	55,769	21.5	3,835	229,640	24.3
Diamonds and precious stones	14,051	17.2	949	71,878	19.5	52,670	19.8	3,290	222,801	23.6	58,736	22.7	3,720	238,126	24.7
Watches, clocks, silverware	23,507	28.8	1,060	76,126	30.9	79,918	30.1	3,842	250,611	31.9	70,918	27.4	3,926	245,253	28.9
Novelty and costume jewelry	4,779	5.8	773	59,320	8.1	16,481	6.2	2,539	146,743	11.2	18,979	7.3	2,873	178,970	10.6
Cameras, photo equipment and supplies	711	0.9	150	17,982	4.0	2,267	0.8	480	44,615	5.1	2,161	0.8	468	46,447	4.7
Optical goods, frames, lenses	991	1.2	218	19,249	5.1	2,750	1.0	419	45,028	6.1	4,433	1.7	572	50,446	8.8
Luggage and leather goods	1,674	2.0	335	32,130	5.2	1,955	0.7	699	76,867	2.5	2,184	0.9	890	72,077	3.0
Radios, television sets and parts	2,593	3.2	198	25,154	10.3	7,911	3.0	702	78,892	10.0	5,482	2.1	713	79,334	6.9
Household appliances	3,790	4.6	362	32,373	11.7	9,464	3.6	891	78,748	12.0	7,097	2.7	1,008	88,646	8.0
Other sales	12,089	14.8	...	...	...	34,173	13.0	...	...	...	33,492	12.9	...	...	...
Stores not analyzing merchandise line sales	3,482	...	96	...	...	10,015	...	204	...	...	12,732	...	238	...	...
	WEST NORTH CENTRAL					SOUTH ATLANTIC					EAST SOUTH CENTRAL				
Stores analyzing merchandise line sales, total	101,100	100.0	2,226	...	...	142,996	100.0	2,320	...	...	58,901	100.0	932	...	...
Jewelry (exc. items below)	20,261	20.0	2,029	91,627	22.1	28,824	20.2	2,028	128,553	22.4	12,776	21.7	829	53,595	23.8
Diamonds and precious stones	22,667	22.4	1,902	92,533	24.5	29,779	20.9	1,880	131,071	22.7	12,793	21.7	785	55,283	23.1
Watches, clocks, silverware	29,771	29.5	2,068	96,160	31.0	43,738	30.6	2,107	137,928	31.7	18,486	31.4	833	55,904	33.1
Novelty and costume jewelry	7,342	7.3	1,372	71,756	10.2	9,608	6.7	1,450	97,239	9.9	3,362	5.7	640	43,879	7.7
Cameras, photo equipment and supplies	444	0.4	169	12,603	3.5	1,199	0.8	387	33,324	3.6	529	0.9	170	16,037	3.3
Optical goods, frames, lenses	2,309	2.3	384	21,275	10.8	1,762	1.2	257	28,814	6.1	1,026	1.7	110	12,168	8.4
Luggage and leather goods	833	0.8	360	30,348	2.7	1,929	1.3	640	60,084	3.2	974	1.7	329	25,100	3.9
Radios, television sets and parts	770	0.8	112	15,298	5.0	3,427	2.4	436	53,033	6.5	1,003	1.7	123	17,857	5.6
Household appliances	1,747	1.7	347	23,606	7.4	3,983	2.8	482	50,956	7.8	829	1.4	150	15,355	5.4
Other sales	14,956	14.8	...	...	...	18,747	13.1	...	...	...	7,123	12.1	...	...	...
Stores not analyzing merchandise line sales	3,803	...	102	...	...	7,729	...	119	...	...	2,835	...	80	...	...
	WEST SOUTH CENTRAL					MOUNTAIN					PACIFIC				
Stores analyzing merchandise line sales, total	106,841	100.0	1,600	...	...	40,164	100.0	831	...	...	146,922	100.0	2,458	...	...
Jewelry (exc. items below)	18,317	17.2	1,482	97,264	18.8	8,615	21.4	751	37,388	23.0	27,802	18.9	2,177	134,153	20.7
Diamonds and precious stones	26,555	24.9	1,380	103,642	25.6	8,642	21.5	760	36,819	23.5	33,711	22.9	1,998	134,776	25.0
Watches, clocks, silverware	32,387	30.3	1,458	104,195	31.1	11,780	29.3	760	36,858	32.0	44,786	30.5	2,146	140,034	32.0
Novelty and costume jewelry	6,668	6.2	1,253	90,151	7.4	2,603	6.5	544	28,460	9.1	8,418	5.7	1,505	102,785	8.2
Cameras, photo equipment and supplies	847	0.8	215	25,859	3.3	286	0.7	91	6,646	4.3	1,746	1.2	171	35,899	4.9
Optical goods, frames, lenses	993	0.9	210	19,507	5.1	653	1.6	100	8,109	8.0	1,396	0.9	175	23,918	5.8
Luggage and leather goods	1,980	1.9	374	51,670	3.8	163	0.4	152	7,875	2.1	1,098	0.8	386	46,084	2.4
Radios, television sets and parts	1,750	1.6	202	41,513	4.2	185	0.5	83	5,423	3.4	3,661	2.5	331	52,178	7.0
Household appliances	2,595	2.4	283	43,269	6.0	828	2.1	177	11,678	7.1	5,693	3.9	558	69,000	8.3
Other sales	14,749	13.8	...	...	...	6,409	16.0	...	...	...	18,611	12.7	...	...	...
Stores not analyzing merchandise line sales	4,450	...	67	...	...	3,507	...	91	...	...	6,846	...	97	...	...
	NEW ENGLAND					MIDDLE ATLANTIC					EAST NORTH CENTRAL				
BOOK STORES															
Stores analyzing merchandise line sales, total	13,731	100.0	208	...	...	87,511	100.0	876	...	...	53,980	100.0	517	...	...
Books	8,868	64.6	199	12,946	68.5	66,711	76.2	817	84,126	79.3	37,111	68.7	496	50,520	73.5
Stationery, printed forms, office supplies	1,043	7.6	64	6,543	15.9	1,963	2.2	125	13,826	14.2	3,922	7.3	210	20,576	19.1
Rare books and manuscripts	152	1.1	41	372	40.9	1,606	1.8	85	9,200	17.4	378	0.7	20	4,155	9.1
Second-hand books	113	0.8	48	812	13.9	974	1.1	101	4,859	20.0	1,193	2.2	68	5,525	21.6
Book rentals	230	1.7	57	2,195	10.5	756	0.9	165	8,227	9.2	232	0.4	54	4,846	4.8
Gifts, novelties, souvenirs, toys	175	1.3	25	3,645	4.8	1,358	1.6	201	8,487	16.0	1,076	2.0	115	10,226	10.5
Newspapers and magazines	1,254	9.1	24	4,507	27.8	10,656	12.2	112	24,800	43.0	4,519	8.4	171	12,978	34.8
Other sales	1,896	13.8	...	...	...	3,487	4.0	...	...	...	5,549	10.3	...	...	...
Stores not analyzing merchandise line sales	168	...	11	...	...	1,131	...	18	...	...	636	...	25	...	...

See footnotes at end of table.

Table 24B.—MERCHANDISE LINE SALES—MISCELLANEOUS KINDS OF BUSINESS—KIND OF BUSINESS, BY GEOGRAPHIC DIVISION*: 1948—Continued

[Data based on sample. See text for description of sample and other explanatory material.]

Kind of business and merchandise line	Merchandise line sales		Stores handling merchandise line		Col. 1 as percent of col. 4
	Amount (*Thousand dollars*)	Percent distribution	Number	Total sales (*Thousand dollars*)	
	(1)	(2)	(3)	(4)	(5)
WEST NORTH CENTRAL					
BOOK STORES					
Stores analyzing merchandise line sales, total	18,268	100.0	209	...	...
Books	10,566	57.8	202	14,828	71.3
Stationery, printed forms, office supplies	1,154	6.3	103	5,658	20.4
Rare books and manuscripts	31	0.2	11	161	19.3
Second-hand books	245	1.4	37	1,778	13.8
Book rentals	73	0.4	58	2,273	3.2
Gifts, novelties, souvenirs, toys	780	4.3	112	3,117	25.0
Newspapers and magazines	3,551	19.4	32	5,866	60.5
Other sales	1,868	10.2	...	...	...
Stores not analyzing merchandise line sales	2,621	...	6	...	...
PACIFIC					
Stores analyzing merchandise line sales, total	40,633	100.0	381	...	...
Books	29,506	72.6	359	39,386	74.9
Stationery, printed forms, office supplies	3,284	8.0	92	13,301	24.7
Rare books and manuscripts	549	1.4	25	7,285	7.5
Second-hand books	876	2.2	83	4,621	19.0
Book rentals	306	0.7	111	9,483	3.2
Gifts, novelties, souvenirs, toys	1,332	3.3	95	11,671	11.4
Newspapers and magazines	1,990	4.9	108	7,378	27.0
Other sales	2,790	6.9	...	...	...
Stores not analyzing merchandise line sales	219	...	1	...	...
MIDDLE ATLANTIC					
STATIONERY STORES					
Stores analyzing merchandise line sales, total	75,048	100.0	1,239	...	...
Stationery, printed forms, office supplies	50,131	66.8	1,239	75,048	66.8
Typewriters	619	0.8	165	16,023	3.9
Office machines	534	0.7	78	8,886	6.0
Machine rentals and repairs	155	0.2	41	4,871	3.2
Commercial furniture, fixtures—nonwood	2,547	3.4	154	18,344	13.9
Commercial furniture, fixtures—wood	1,568	2.1	99	14,642	10.7
Printing on order	5,344	7.1	269	26,669	20.0
Books	1,477	2.0	212	14,847	9.9
Gifts, novelties, souvenirs, toys	4,325	5.8	394	23,832	18.1
Newspapers and magazines	1,693	2.3	205	10,667	15.9
Other sales	6,655	8.8	...	...	...
Stores not analyzing merchandise line sales	2,681	...	57	...	...
SOUTH ATLANTIC					
Stores analyzing merchandise line sales, total	31,388	100.0	314	...	...
Stationery, printed forms, office supplies	18,604	59.3	314	31,388	59.3
Typewriters	870	2.8	112	14,558	6.0
Office machines	549	1.7	96	12,940	4.2
Machine rentals and repairs	378	1.2	59	9,384	4.0
Commercial furniture, fixtures—nonwood	2,824	9.0	144	22,252	12.7
Commercial furniture, fixtures—wood	1,363	4.3	112	17,715	7.7
Printing on order	1,589	5.1	92	13,246	12.0
Books	677	2.2	90	9,097	7.4
Gifts, novelties, souvenirs, toys	1,009	3.2	93	11,518	8.8
Newspapers and magazines	699	2.2	60	4,902	14.2
Other sales	2,826	9.0	...	...	...
Stores not analyzing merchandise line sales	694	...	6	...	...
NEW ENGLAND					
SPORTING GOODS STORES					
Stores analyzing merchandise line sales, total	17,520	100.0	551	...	...
Sporting goods, games, toys	13,794	78.7	551	17,520	78.7
Cameras, photo equipment and supplies	328	1.9	49	2,881	11.4
Luggage and leather goods	174	1.0	28	2,334	7.5
Bicycles, parts and supplies	325	1.9	70	2,710	12.0
Radios, television sets and parts	103	0.6	22	887	11.6
Household appliances	90	0.5	33	1,075	8.4
Other sales	2,706	15.4	...	...	...
Stores not analyzing merchandise line sales	1,252	...	5	...	...
WEST NORTH CENTRAL					
Stores analyzing merchandise line sales, total	25,879	100.0	559	...	...
Sporting goods, games, toys	21,463	82.9	559	25,879	82.9
Cameras, photo equipment and supplies	444	1.7	11	4,057	10.9
Luggage and leather goods	114	0.5	40	4,127	2.8
Bicycles, parts and supplies	120	0.5	68	3,624	3.3
Radios, television sets and parts	260	1.0	29	4,427	5.9
Household appliances	645	2.5	78	5,281	12.2
Other sales	2,829	10.9	...	...	...
Stores not analyzing merchandise line sales	330	...	3	...	...

Kind of business and merchandise line	Merchandise line sales		Stores handling merchandise line		Col. 1 as percent of col. 4
	Amount (*Thousand dollars*)	Percent distribution	Number	Total sales (*Thousand dollars*)	
	(1)	(2)	(3)	(4)	(5)
SOUTH ATLANTIC					
Stores analyzing merchandise line sales, total	20,777	100.0	250	...	...
Books	15,418	74.2	243	19,566	78.8
Stationery, printed forms, office supplies	476	2.3	57	3,203	14.9
Rare books and manuscripts	119	0.6	32	703	16.9
Second-hand books	187	0.9	44	1,382	13.5
Book rentals	349	1.7	83	4,157	8.4
Gifts, novelties, souvenirs, toys	896	4.3	130	5,376	16.7
Newspapers and magazines	1,165	5.6	60	4,284	27.2
Other sales	2,167	10.4	...	...	...
Stores not analyzing merchandise line sales	...	...	...	...	...
EAST NORTH CENTRAL					
Stores analyzing merchandise line sales, total	53,237	100.0	627	...	...
Stationery, printed forms, office supplies	33,262	62.5	627	53,237	62.5
Typewriters	1,060	2.0	151	18,160	5.8
Office machines	863	1.6	133	13,986	6.2
Machine rentals and repairs	679	1.3	136	11,813	5.7
Commercial furniture, fixtures—nonwood	3,490	6.6	172	27,516	12.7
Commercial furniture, fixtures—wood	2,049	3.8	93	20,442	10.0
Printing on order	2,428	4.5	83	12,946	18.7
Books	2,826	5.3	187	16,547	17.1
Gifts, novelties, souvenirs, toys	2,236	4.2	167	15,755	14.2
Newspapers and magazines	206	0.4	33	3,234	6.4
Other sales	4,138	7.8	...	...	...
Stores not analyzing merchandise line sales	3,516	...	28	...	...
WEST SOUTH CENTRAL					
Stores analyzing merchandise line sales, total	22,347	100.0	300	...	...
Stationery, printed forms, office supplies	13,458	60.2	300	22,347	60.2
Typewriters	504	2.3	95	6,162	8.2
Office machines	486	2.2	81	5,375	9.0
Machine rentals and repairs	232	1.0	102	4,294	5.4
Commercial furniture, fixtures—nonwood	2,431	10.9	90	13,020	18.7
Commercial furniture, fixtures—wood	1,555	7.0	121	13,080	11.9
Printing on order	1,609	7.2	116	8,510	18.9
Books	659	2.9	59	3,527	18.7
Gifts, novelties, souvenirs, toys	425	1.9	48	3,483	12.2
Newspapers and magazines	84	0.4	12	905	9.3
Other sales	904	4.0	...	...	...
Stores not analyzing merchandise line sales	749	...	13	...	...
MIDDLE ATLANTIC					
Stores analyzing merchandise line sales, total	74,596	100.0	1,611	...	...
Sporting goods, games, toys	59,182	79.3	1,611	74,596	79.3
Cameras, photo equipment and supplies	1,355	1.8	122	19,366	7.0
Luggage and leather goods	1,589	2.2	194	21,081	7.5
Bicycles, parts and supplies	732	1.0	226	13,046	5.6
Radios, television sets and parts	1,125	1.5	78	10,546	10.7
Household appliances	1,214	1.6	104	9,197	13.2
Other sales	9,399	12.6	...	...	...
Stores not analyzing merchandise line sales	280	...	11	...	...
SOUTH ATLANTIC					
Stores analyzing merchandise line sales, total	25,307	100.0	593	...	...
Sporting goods, games, toys	22,143	87.5	593	25,307	87.5
Cameras, photo equipment and supplies	367	1.4	18	4,330	8.5
Luggage and leather goods	220	0.9	32	3,943	5.6
Bicycles, parts and supplies	541	2.1	71	5,758	9.4
Radios, television sets and parts	274	1.1	42	3,569	7.7
Household appliances	481	1.9	45	3,824	12.6
Other sales	1,281	5.1	...	...	...
Stores not analyzing merchandise line sales	158	...	1	...	...
WEST SOUTH CENTRAL					
Stores analyzing merchandise line sales, total	10,982	100.0	153	...	...
Books	9,082	82.7	149	10,660	85.2
Stationery, printed forms, office supplies	435	4.0	42	1,809	24.0
Rare books and manuscripts	...	...	...	...	...
Second-hand books	30	0.3	32	502	6.0
Book rentals	27	0.2	15	525	5.1
Gifts, novelties, souvenirs, toys	99	0.9	19	861	11.5
Newspapers and magazines	673	6.1	50	1,723	39.0
Other sales	636	5.8	...	...	...
Stores not analyzing merchandise line sales	1,157	...	3	...	...
PACIFIC					
Stores analyzing merchandise line sales, total	39,634	100.0	655	...	...
Books	26,595	67.1	655	39,634	67.1
Stationery, printed forms, office supplies	635	1.6	137	10,622	6.0
Typewriters	371	0.9	87	8,359	4.4
Office machines	224	0.6	84	7,235	3.1
Machine rentals and repairs	1,607	4.1	141	14,973	10.7
Commercial furniture, fixtures—nonwood	1,148	2.9	127	12,599	9.1
Commercial furniture, fixtures—wood	2,687	6.8	183	14,320	18.8
Printing on order	1,277	3.2	169	10,220	12.5
Books	1,921	4.8	222	11,810	16.3
Gifts, novelties, souvenirs, toys	259	0.7	74	5,266	4.9
Newspapers and magazines	2,910	7.3	...	...	...
Other sales	869	...	15	...	...
Stores not analyzing merchandise line sales	68,365	100.0	1,517	...	...
EAST NORTH CENTRAL					
Stores analyzing merchandise line sales, total	56,930	83.3	1,517	68,365	83.3
Sporting goods, games, toys	361	0.5	56	10,364	3.5
Cameras, photo equipment and supplies	308	0.5	108	14,237	2.2
Luggage and leather goods	1,210	1.8	256	15,391	7.8
Bicycles, parts and supplies	465	0.7	58	8,925	5.2
Radios, television sets and parts	709	1.0	103	4,835	14.7
Household appliances	8,382	12.2	...	...	...
Other sales	473	...	3	...	...
Stores not analyzing merchandise line sales	22,669	100.0	433	...	...
WEST SOUTH CENTRAL					
Stores analyzing merchandise line sales, total	18,036	79.6	433	22,669	79.6
Sporting goods, games, toys	385	1.6	8	3,804	10.1
Cameras, photo equipment and supplies	262	1.2	66	6,516	4.0
Luggage and leather goods	317	1.4	70	3,840	8.2
Bicycles, parts and supplies	138	0.6	5	1,291	10.7
Radios, television sets and parts	750	3.3	66	4,016	18.7
Household appliances	2,781	12.3	...	...	...
Other sales	170	...	2	...	...

Table 24B.—MERCHANDISE LINE SALES—MISCELLANEOUS KINDS OF BUSINESS—KIND OF BUSINESS, BY GEOGRAPHIC DIVISION* 1948—Continued

[Data based on sample. See text for description of sample and other explanatory material.]

Kind of business and merchandise line	Merchandise line sales		Stores handling merchandise line		Col 1 as per cent of col 4	Merchandise line sales		Stores handling merchandise line		Col 1 as per cent of col 4	Merchandise line sales		Stores handling merchandise line		Col 1 as per cent of col 4
	Amount (*Thousand dollars*)	Percent distribution	Number	Total sales (*Thousand dollars*)		Amount (*Thousand dollars*)	Percent distribution	Number	Total sales (*Thousand dollars*)		Amount (*Thousand dollars*)	Percent distribution	Number	Total sales (*Thousand dollars*)	
	(1)	(2)	(3)	(4)	(5)	(1)	(2)	(3)	(4)	(5)	(1)	(2)	(3)	(4)	(5)
	PACIFIC														
SPORTING GOODS STORES															
Stores analyzing merchandise line sales, total	92,636	100.0	1,174	...	...										
Sporting goods, games, toys	73,381	79.1	1,174	[illegible]	[illegible]										
Cameras, photo equipment and supplies	437	.5	17	[illegible]	12.7										
Luggage and leather goods	84	.1	[illegible]	[illegible]	[illegible]										
Bicycles, parts and supplies	479	.5	69	[illegible]	[illegible]										
Radios, television sets and parts	3	.1	5	663	8.4										
Household appliances	24	.1	9	64	17.9										
Other sales	4,749	5.1	...	...	...										
Stores not analyzing merchandise line sales	1,204	...	15	...	...										
	NEW ENGLAND					MIDDLE ATLANTIC					EAST NORTH CENTRAL				
FLORISTS															
Stores analyzing merchandise line sales, total	23,775	100.0	1,004	...	...	89,657	100.0	1,701	...	...	77,151	100.0	2,387	...	...
Cut flowers, wreaths, displays	18,004	75.7	904	23,479	76.7	68,432	76.3	1,674	89,754	76.2	55,550	72.0	2,821	75,673	70.8
Potted growing plants	3,746	15.8	723	16,799	22.3	14,141	15.8	1,657	64,648	21.9	15,042	19.5	2,441	67,956	22.7
Seeds, bulbs, nursery stock	772	3.2	267	7,485	10.3	1,366	1.5	618	15,470	8.8	2,314	3.0	768	21,027	9.0
Pottery and giftware	547	2.3	542	11,138	4.9	3,499	3.9	1,414	44,135	7.9	3,994	5.2	1,736	44,979	8.9
Other sales	712	3.	...	...	...	2,425	2.7	...	...	...	2,152	2.8	...	...	...
Stores not analyzing merchandise line sales	2,453	...	71	...	...	1,674	...	58	...	...	5,452	...	147	...	...
	WEST NORTH CENTRAL					SOUTH ATLANTIC					EAST SOUTH CENTRAL				
Stores analyzing merchandise line sales, total	30,121	100.0	835	...	...	94,043	100.0	1,689	...	...	14,174	100.0	724	...	...
Cut flowers, wreaths, displays	20,785	69.1	825	[illegible]	69.1	74,583	79.3	1,687	44,030	78.5	10,777	76.	724	14,174	76.
Potted growing plants	5,374	17.9	676	25,824	20.8	5,725	12.9	1,159	45,197	16.3	2,018	14.6	576	11,661	17.7
Seeds, bulbs, nursery stock	1,110	3.7	242	10,007	11.1	601	1.4	232	8,417	7.4	242	2.1	151	3,575	8.2
Pottery and giftware	2,024	6.8	555	22,167	9.2	2,184	5.0	795	25,375	8.6	701	4.9	307	6,945	10.1
Other sales	754	2.5	...	...	...	966	2.2	...	...	...	336	2.4	...	...	...
Stores not analyzing merchandise line sales	1,448	...	37	...	...	769	...	44	...	...	965	...	33	...	...
	WEST SOUTH CENTRAL					MOUNTAIN					PACIFIC				
Stores analyzing merchandise line sales, total	30,375	100.0	1,327	...	...	11,654	100.0	381	...	...	38,677	100.0	1,609	...	...
Cut flowers, wreaths, displays	22,795	75.0	1,294	[illegible]	76.4	8,129	69.8	379	11,490	70.7	30,120	77.9	1,585	38,480	78.3
Potted growing plants	3,621	11.9	915	[illegible]	14.5	2,033	17.4	304	10,846	18.7	4,177	10.8	1,389	27,453	15.2
Seeds, bulbs, nursery stock	1,857	6.1	311	9,482	19.6	678	5.8	162	6,951	9.8	1,175	3.0	340	9,122	12.9
Pottery and giftware	1,418	4.7	714	17,025	8.3	642	5.5	256	9,334	6.9	2,347	6.1	932	34,701	9.5
Other sales	684	2.3	...	...	...	172	1.5	...	...	...	858	2.2	...	...	...
Stores not analyzing merchandise line sales	1,498	...	52	...	...	2,480	...	50	...	...	3,230	...	106	...	...
	NEW ENGLAND					MIDDLE ATLANTIC					EAST NORTH CENTRAL				
CIGAR STORES AND STANDS															
Stores analyzing merchandise line sales, total	56,274	100.0	1,241	...	...	243,757	100.0	7,735	...	...	92,179	100.0	2,28.	...	...
Cigars, cigarettes, tobacco	40,284	71.6	1,241	56,274	71.6	172,869	70.9	7,735	243,757	70.9	71,922	78.0	2,283	92,179	78.
Candy, nuts, confectionery	3,362	6.0	844	29,741	11.3	21,615	8.9	6,206	149,546	14.4	5,493	6.0	1,402	42,469	12.9
Fountain and meals	3,208	5.7	94	12,484	25.7	16,203	6.6	3,609	73,202	22.1	3,830	4.2	714	20,058	19.1
Canned goods, other groceries	1,644	2.9	431	9,837	16.7	2,879	1.2	989	17,093	16.8	967	1.0	455	7,355	13.1
Other sales	7,771	13.8	...	...	...	30,251	12.4	...	...	...	9,967	10.8	...	...	...
Stores not analyzing merchandise line sales	1,094	...	24	...	...	1,088	...	42	...	...	3.8	...	24	...	...
	WEST NORTH CENTRAL					SOUTH ATLANTIC					EAST SOUTH CENTRAL				
Stores analyzing merchandise line sales, total	25,407	100.0	651	...	...	39,844	100.0	597	...	...	7,581	100.0	160	...	...
Cigars, cigarettes, tobacco	20,139	79.3	651	25,407	79.3	33,789	84.8	597	39,844	84.8	5,743	75.8	160	7,581	75.8
Candy, nuts, confectionery	1,411	5.5	456	10,178	13.9	1,962	4.9	365	19,283	10.2	408	5.4	113	3,363	12.1
Fountain and meals	1,141	4.5	140	4,110	27.8	1,262	3.1	114	4,332	29.3	428	5.6	50	2,045	20.9
Canned goods, other groceries	552	2.2	147	[illegible]	18.2	489	1.2	139	5,742	8.2	143	1.9	77	1,957	7.3
Other sales	2,159	8.5	...	...	...	2,397	6.0	...	...	...	854	11.3	...	...	...
Stores not analyzing merchandise line sales	506	...	2	...	...	73	...	3	...	...	...	...	...	...	...
	WEST SOUTH CENTRAL					PACIFIC									
Stores analyzing merchandise line sales, total	18,845	100.0	365	...	...	44,564	100.0	1,111	...	...					
Cigars, cigarettes, tobacco	15,727	83.5	365	[illegible]	83.5	35,373	79.4	1,111	44,564	79.4					
Candy, nuts, confectionery	1,090	5.8	283	6,703	16.3	2,007	4.5	670	17,108	11.7					
Fountain and meals	722	3.8	78	2,516	28.7	1,001	2.3	128	3,566	28.4					
Canned goods, other groceries	124	.7	51	609	20.4	681	1.5	103	2,637	25.8					
Other sales	1,182	6.2	...	...	...	5,493	12.3	...	...	...					
Stores not analyzing merchandise line sales	14	...	1	...	...	1,758	...	50	...	...					

See footnotes at end of [illegible].

Table 24B.—MERCHANDISE LINE SALES—MISCELLANEOUS KINDS OF BUSINESS—KIND OF BUSINESS, BY GEOGRAPHIC DIVISION* 1948—Continued

[Data based on sample. See text for description of sample and other explanatory material.]

NEWS DEALERS, NEWSSTANDS

Kind of business and merchandise line	Merchandise line sales: Amount (Thousand dollars) (1)	Merchandise line sales: Percent distribution (2)	Stores handling merchandise line: Number (3)	Stores handling merchandise line: Total sales (Thousand dollars) (4)	Col 1 as per cent of col 4 (5)
NEW ENGLAND					
Stores analyzing merchandise line sales, total	[illegible]	[illegible]	699	...	...
Newspapers and magazines	[illegible]	49.3	699	[illegible]	[illegible]
Stationery, printed forms, office supplies	[illegible]	[illegible]	[illegible]	5,[illegible]	[illegible]
Books	505	1.6	47	4,723	10.7
Gifts, novelties, souvenirs, toys	[illegible]	[illegible]	26	15,[illegible]	13.7
Cigars, cigarettes, tobacco	[illegible],149	16.9	551	24,272	21.4
Candy, nuts, confectionery	2,[illegible]	[illegible]	479	21,557	9.5
Fountain and meals	[illegible],303	4.2	198	[illegible]	13.6
Other sales	[illegible]	3.0	...	...	...
Stores not analyzing merchandise line sales	2,219	...	23	...	...
MIDDLE ATLANTIC					
Stores analyzing merchandise line sales, total	[illegible]	100.0	2,[illegible]	...	...
Newspapers and magazines	[illegible]	53.9	2,[illegible]	40,324	58.9
Stationery, printed forms, office supplies	[illegible]	2.4	476	18,232	12.0
Books	[illegible]	[illegible]	48	2,155	4.0
Gifts, novelties, souvenirs, toys	1,8[illegible]	2.1	408	17,869	10.4
Cigars, cigarettes, tobacco	17,157	[illegible]	2,417	72,088	23.8
Candy, nuts, confectionery	8,[illegible]	[illegible]	2,143	65,158	13.5
Fountain and meals	2,353	2.6	433	15,461	15.2
Other sales	4,655	5.2	...	...	...
Stores not analyzing merchandise line sales	2,[illegible]	...	83	...	...
EAST NORTH CENTRAL					
Stores analyzing merchandise line sales, total	36,972	100.0	952	...	...
Newspapers and magazines	23,212	62.8	952	36,972	62.8
Stationery, printed forms, office supplies	302	0.8	43	2,116	14.3
Books	422	1.1	77	5,192	8.1
Gifts, novelties, souvenirs, toys	997	2.7	144	6,945	14.4
Cigars, cigarettes, tobacco	5,552	15.0	695	24,663	22.5
Candy, nuts, confectionery	2,646	7.2	644	21,976	12.0
Fountain and meals	1,540	4.2	263	9,303	16.5
Other sales	2,301	6.2	...	...	...
Stores not analyzing merchandise line sales	1,030	...	27	...	...
SOUTH ATLANTIC					
Stores analyzing merchandise line sales, total	21,333	100.0	652	...	...
Newspapers and magazines	13,352	62.6	652	21,333	62.6
Stationery, printed forms, office supplies	223	1.0	23	952	23.4
Books	79	0.4	36	1,109	7.1
Gifts, novelties, souvenirs, toys	659	3.1	178	6,095	10.8
Cigars, cigarettes, tobacco	3,070	14.4	491	15,950	19.2
Candy, nuts, confectionery	1,572	7.3	455	14,561	10.8
Fountain and meals	890	4.2	109	4,633	19.2
Other sales	1,488	7.0	...	...	...
Stores not analyzing merchandise line sales	...	...	...	...	...
PACIFIC					
Stores analyzing merchandise line sales, total	15,299	100.0	411	...	...
Newspapers and magazines	9,763	63.8	411	15,299	63.8
Stationery, printed forms, office supplies	625	4.1	72	2,156	29.0
Books	220	1.4	33	2,358	9.3
Gifts, novelties, souvenirs, toys	311	2.1	65	3,494	8.9
Cigars, cigarettes, tobacco	1,988	13.0	307	9,625	20.6
Candy, nuts, confectionery	845	5.5	263	7,819	10.8
Fountain and meals	537	3.5	79	2,381	22.6
Other sales	1,010	6.6	...	...	...
Stores not analyzing merchandise line sales	597	...	11	...	...

GIFT, NOVELTY, SOUVENIR STORES

Kind of business and merchandise line	Amount (Thousand dollars) (1)	Percent distribution (2)	Number (3)	Total sales (Thousand dollars) (4)	Col 1 as per cent of col 4 (5)
NEW ENGLAND					
Stores analyzing merchandise line sales, total	19,121	100.0	1,306	...	...
Gifts, novelties, souvenirs	16,586	86.8	1,306	19,121	86.8
Toys	559	2.9	194	3,169	17.6
Stamps, coins, collectors' supplies	1	(z)	31	382	0.3
Religious (church) goods	9	(z)	56	522	1.7
Other sales	1,966	10.3	...	...	...
Stores not analyzing merchandise line sales	510	...	40	...	...
MIDDLE ATLANTIC					
Stores analyzing merchandise line sales, total	64,851	100.0	3,469	...	...
Gifts, novelties, souvenirs	51,016	78.7	3,469	64,851	78.7
Toys	2,425	3.7	482	9,156	26.4
Stamps, coins, collectors' supplies	40	0.1	43	972	4.2
Religious (church) goods	354	0.5	219	3,705	9.6
Other sales	11,016	17.0	...	...	...
Stores not analyzing merchandise line sales	530	...	13	...	...
EAST NORTH CENTRAL					
Stores analyzing merchandise line sales, total	40,512	100.0	2,132	...	...
Gifts, novelties, souvenirs	33,488	82.7	2,132	40,512	82.7
Toys	2,397	5.9	275	9,020	26.6
Stamps, coins, collectors' supplies	20	(z)	40	220	9.1
Religious (church) goods	109	0.3	63	769	14.2
Other sales	4,498	11.1	...	...	...
Stores not analyzing merchandise line sales	411	...	11	...	...
WEST NORTH CENTRAL					
Stores analyzing merchandise line sales, total	10,604	100.0	847	...	...
Gifts, novelties, souvenirs	8,295	78.2	847	10,604	78.2
Toys	326	3.1	136	2,234	14.6
Stamps, coins, collectors' supplies	10	0.1	20	260	3.8
Religious (church) goods	171	1.6	72	1,011	16.9
Other sales	1,802	17.0	...	...	...
Stores not analyzing merchandise line sales	...	...	...	...	...
SOUTH ATLANTIC					
Stores analyzing merchandise line sales, total	17,196	100.0	1,331	...	...
Gifts, novelties, souvenirs	14,707	85.5	1,331	17,196	85.5
Toys	550	3.2	183	2,714	20.3
Stamps, coins, collectors' supplies	22	0.1	11	393	5.6
Religious (church) goods	(1)	(1)	2	(x)	(x)
Other sales	1,917	11.2	...	...	...
Stores not analyzing merchandise line sales	40	...	1	...	...
PACIFIC					
Stores analyzing merchandise line sales, total	29,958	100.0	1,783	...	...
Gifts, novelties, souvenirs	23,964	80.0	1,783	29,958	80.0
Toys	442	1.5	121	1,735	25.5
Stamps, coins, collectors' supplies	...	...	...	...	...
Religious (church) goods	40	0.1	20	320	12.5
Other sales	5,512	18.4	...	...	...
Stores not analyzing merchandise line sales	484	...	15	...	...

MUSIC STORES

Kind of business and merchandise line	Amount (Thousand dollars) (1)	Percent distribution (2)	Number (3)	Total sales (Thousand dollars) (4)	Col 1 as per cent of col 4 (5)
NEW ENGLAND					
Stores analyzing merchandise line sales, total	21,531	100.0	421	...	...
Pianos, musical instruments, phonographs	9,629	44.7	315	17,612	54.7
Radios, television sets and parts	2,519	11.7	203	15,727	16.0
Phonograph records	6,151	28.6	279	15,744	39.1
Major household appliances	716	3.3	50	3,709	19.3
Housewares (inc. electric)	152	0.7	25	1,548	9.8
Service and repair department	883	4.1	131	11,485	7.7
Other sales	1,481	[illegible]	...	...	...
Stores not analyzing merchandise line sales	191	...	4	...	...
MIDDLE ATLANTIC					
Stores analyzing merchandise line sales, total	62,148	100.0	1,396	...	...
Pianos, musical instruments, phonographs	32,730	52.7	870	48,864	67.0
Radios, television sets and parts	5,376	8.6	372	30,351	17.7
Phonograph records	18,640	30.0	922	43,646	42.7
Major household appliances	957	1.5	84	8,037	11.9
Housewares (inc. electric)	287	0.5	68	3,975	7.2
Service and repair department	1,814	2.9	474	28,323	6.4
Other sales	2,344	3.8	...	...	...
Stores not analyzing merchandise line sales	696	...	34	...	...
EAST NORTH CENTRAL					
Stores analyzing merchandise line sales, total	78,615	100.0	1,386	...	...
Pianos, musical instruments, phonographs	41,018	52.2	944	65,097	63.0
Radios, television sets and parts	10,775	13.7	409	46,129	23.4
Phonograph records	16,741	21.3	890	47,917	34.9
Major household appliances	3,042	3.9	90	16,211	18.8
Housewares (inc. electric)	676	0.8	146	16,734	4.0
Service and repair department	2,737	3.5	465	47,231	5.8
Other sales	3,626	4.6	...	...	...
Stores not analyzing merchandise line sales	203	...	3	...	...
WEST NORTH CENTRAL					
Stores analyzing merchandise line sales, total	39,803	100.0	537	...	...
Pianos, musical instruments, phonographs	25,865	65.0	466	37,664	68.7
Radios, television sets and parts	[illegible]	11.7	284	25,[illegible]	18.0
Phonograph records	4,717	11.8	273	23,157	20.4
Major household appliances	1,756	4.4	57	10,[illegible]	16.1
Housewares (inc. electric)	308	0.8	39	[illegible]	[illegible]
Service and repair department	997	2.5	251	22,3[illegible]	4.4
Other sales	1,[illegible]	[illegible]	...	...	...
Stores not analyzing merchandise line sales	1,118	...	3	...	[illegible]
SOUTH ATLANTIC					
Stores analyzing merchandise line sales, total	34,750	100.0	625	...	...
Pianos, musical instruments, phonographs	19,408	55.8	457	31,153	62.3
Radios, television sets and parts	3,824	11.0	281	23,012	16.6
Phonograph records	7,681	22.1	446	25,288	30.4
Major household appliances	497	1.4	30	4,359	11.4
Housewares (inc. electric)	296	0.9	47	4,031	7.3
Service and repair department	1,321	3.8	235	20,393	6.5
Other sales	1,724	5.0	...	...	...
Stores not analyzing merchandise line sales	[illegible]	...	21	...	...
EAST SOUTH CENTRAL					
Stores analyzing merchandise line sales, total	11,786	100.0	206	...	...
Pianos, musical instruments, phonographs	7,657	65.0	149	10,571	72.4
Radios, television sets and parts	844	7.1	57	6,409	13.2
Phonograph records	2,226	18.9	126	7,494	29.7
Major household appliances	327	2.8	8	1,830	17.9
Housewares (inc. electric)	36	0.3	3	335	10.7
Service and repair department	190	1.6	17	4,291	4.4
Other sales	506	4.3	...	...	...
Stores not analyzing merchandise line sales	90	...	10	...	...
WEST SOUTH CENTRAL					
Stores analyzing merchandise line sales, total	[illegible]	[illegible]	[illegible]	...	...
Pianos, musical instruments, phonographs	[illegible]	[illegible]	39[illegible]	[illegible]	[illegible]
Radios, television sets and parts	[illegible]	[illegible]	[illegible]	1[illegible],131	[illegible]
Phonograph records	3,[illegible]	[illegible]	[illegible]	[illegible]	[illegible]
Major household appliances	[illegible]	[illegible]	[illegible]	[illegible]	[illegible]
Housewares (inc. electric)	[illegible]	[illegible]	[illegible]	[illegible]	[illegible]
Service and repair department	[illegible]	[illegible]	[illegible]	[illegible]	[illegible]
Other sales	[illegible]	[illegible]	...	...	...
Stores not analyzing merchandise line sales	[illegible]	...	[illegible]	...	...
MOUNTAIN					
Stores analyzing merchandise line sales, total	[illegible]	100.0	187	...	...
Pianos, musical instruments, phonographs	[illegible]	[illegible]	156	[illegible]	[illegible]
Radios, television sets and parts	1,[illegible]	11.3	150	11,971	14.0
Phonograph records	1,[illegible]	[illegible]	[illegible]	11,471	[illegible]
Major household appliances	[illegible]	[illegible]	[illegible]	3,635	[illegible]
Housewares (inc. electric)	[illegible]	[illegible]	10	[illegible],170	[illegible]
Service and repair department	[illegible]	[illegible]	[illegible]	[illegible],487	[illegible]
Other sales	[illegible]	[illegible]	...	...	...
Stores not analyzing merchandise line sales	...	...	...	...	...
PACIFIC					
Stores analyzing merchandise line sales, total	49,666	100.0	801	...	...
Pianos, musical instruments, phonographs	28,866	58.1	614	45,385	63.6
Radios, television sets and parts	6,578	13.2	253	29,714	22.1
Phonograph records	8,977	18.1	456	33,509	26.8
Major household appliances	1,693	3.4	77	11,820	14.3
Housewares (inc. electric)	244	0.5	64	9,831	2.5
Service and repair department	1,469	3.0	267	26,379	5.6
Other sales	1,839	3.7	...	...	...
Stores not analyzing merchandise line sales	250	...	1	...	...

Table 24B.—MERCHANDISE LINE SALES—MISCELLANEOUS KINDS OF BUSINESS—KIND OF BUSINESS, BY GEOGRAPHIC DIVISION* 1948—Continued

[Data based on sample See text for description of sample and other explanatory material.]

Kind of business and merchandise line	Merchandise line sales		Stores handling merchandise line		Col. 1 as percent of col. 4	Merchandise line sales		Stores handling merchandise line		Col. 1 as percent of col. 4	Merchandise line sales		Stores handling merchandise line		Col. 1 as percent of col. 4
	Amount (*Thousand dollars*)	Percent distribution	Number	Total sales (*Thousand dollars*)		Amount (*Thousand dollars*)	Percent distribution	Number	Total sales (*Thousand dollars*)		Amount (*Thousand dollars*)	Percent distribution	Number	Total sales (*Thousand dollars*)	
	(1)	(2)	(3)	(4)	(5)	(1)	(2)	(3)	(4)	(5)	(1)	(2)	(3)	(4)	(5)
	MIDDLE ATLANTIC					WEST SOUTH CENTRAL									
LUGGAGE, LEATHER GOODS STORES															
Stores analyzing merchandise line sales, total	22,011	100.0	376	...	...	6,100	100.0	77	...	...					
Luggage and leather goods	20,259	92.1	376	22,011	92.1	5,175	84.9	77	6,100	84.9					
Novelty and costume jewelry	330	1.5	39	1,795	18.4	137	2.2	7	2,082	6.6					
Sporting goods, games, toys	33	0.2	3	458	7.2	(1)	(1)	1	(x)	(x)					
Other sales	1,389	6.2	...	...	...	788	12.9	...	...	...					
Stores not analyzing merchandise line sales	238	...	1	...	...	241	...	1	...	...					
	MIDDLE ATLANTIC					PACIFIC									
OPTICAL GOODS STORES															
Stores analyzing merchandise line sales, total	22,379	100.0	675	...	...	7,435	100.0	171	...	...					
Optical goods, frames, lenses	21,155	94.5	675	22,379	94.5	6,947	93.4	171	7,435	93.4					
Cameras, photo equipment and supplies	293	1.3	20	1,751	16.7	(1)	(1)	2	(x)	(x)					
Other sales	931	4.2	...	...	...	488	6.6	...	...	...					
Stores not analyzing merchandise line sales	618	...	15	...	...	...	...	...	...	...					
	MIDDLE ATLANTIC					EAST NORTH CENTRAL					SOUTH ATLANTIC				
CAMERA, PHOTOGRAPHIC SUPPLY STORES															
Stores analyzing merchandise line sales, total	67,181	100.0	780	...	...	44,720	100.0	637	...	...	14,704	100.0	260	...	...
Camera, photo equipment and supplies	61,342	91.4	780	67,181	91.4	38,000	85.0	637	44,720	85.0	13,214	89.9	260	14,704	89.9
Optical goods, frames, lenses	418	0.6	39	6,144	6.8	862	1.9	16	1,630	53.0	148	1.0	15	787	18.8
Luggage and leather goods	167	0.2	38	3,239	5.2	184	0.4	6	1,498	12.3	(1)	(1)	1	(x)	(x)
Other sales	5,204	7.8	...	...	...	5,674	12.7	...	...	...	1,342	9.1	...	...	...
Stores not analyzing merchandise line sales	...	...	...	...	...	306	...	2	...	...	...	...	...	...	...
	WEST SOUTH CENTRAL					PACIFIC									
Stores analyzing merchandise line sales, total	10,317	100.0	135	...	...	33,707	100.0	586	...	...					
Camera, photo equipment and supplies	9,172	88.9	135	10,317	88.9	31,090	92.2	586	33,707	92.2					
Optical goods, frames, lenses	(1)	(1)	2	(x)	(x)	(1)	(1)	2	(x)	(x)					
Luggage and leather goods	(1)	(1)	1	(x)	(x)	38	0.1	3	531	7.2					
Other sales	1,145	11.1	...	...	...	2,579	7.7	...	...	...					
Stores not analyzing merchandise line sales	829	...	2	...	...	...	...	...	...	...					
	MIDDLE ATLANTIC					EAST NORTH CENTRAL					PACIFIC				
FURNITURE STORES (SECOND-HAND)															
Stores analyzing merchandise line sales, total	12,090	100.0	1,191	...	...	13,230	100.0	1,182	...	...	15,432	100.0	890	...	...
Furniture, other home furnishings (used)	8,919	73.8	1,191	12,090	73.8	9,756	73.7	1,182	13,230	73.7	11,880	76.9	890	15,432	76.9
Furniture, other home furnishings (new)	429	3.5	204	2,002	21.4	2,059	15.6	261	5,944	34.6	1,259	8.2	222	4,724	26.7
Household appliances	661	5.5	174	2,229	29.6	480	3.6	218	2,163	22.2	723	4.7	356	5,161	14.0
Repairs, storage, service receipts	156	1.3	102	2,193	7.1	213	1.6	126	1,498	14.2	85	0.6	51	720	11.7
Other sales	1,925	15.9	...	...	...	722	5.5	...	...	...	1,485	9.6	...	...	...
Stores not analyzing merchandise line sales	121	...	13	...	...	...	...	...	...	...	...	...	...	...	...
	PACIFIC														
CLOTHING, SHOE STORES (SECOND-HAND)															
Stores analyzing merchandise line sales, total	7,514	100.0	510	...	...										
Clothing, furs, shoes (used)	3,757	50.0	499	7,398	50.8										
Clothing, furs, shoes (new)	395	5.2	80	1,721	23.0										
Cameras, tools, firearms, luggage	268	3.6	80	2,361	11.4										
Household appliances	200	2.7	52	2,220	9.0										
Repairs, storage, service receipts	137	1.8	45	927	14.8										
Other sales	2,757	36.7	...	...	...										
Stores not analyzing merchandise line sales	1	...	1	...	...										

* Data not shown for those geographic divisions in which sampling variability was too high.
x Withheld to avoid disclosure.
z Less than 0.05 percent
[1] Combined with "Other sales."

Table 24C.—MERCHANDISE LINE SALES OF LARGE STORES AND MULTIUNITS, AND SMALL STORE SAMPLE—MISCELLANEOUS KINDS OF BUSINESS—KIND OF BUSINESS, BY GEOGRAPHIC DIVISION: 1948

[See text for explanatory material and description of sample data included]

Kind of business and merchandise line	Large stores and multiunits: Merchandise line sales (Thousand dollars) (1)	Large stores and multiunits: Stores reporting merchandise line: Number (2)	Large stores and multiunits: Stores reporting merchandise line: Total sales (Thousand dollars) (3)	Sample of small single unit stores: Merchandise line sales: Amount (Thousand dollars) (4)	Sample of small single unit stores: Merchandise line sales: Percent distribution (5)	Sample of small single unit stores: Stores reporting merchandise line: Number (6)	Sample of small single unit stores: Stores reporting merchandise line: Total sales (Thousand dollars) (7)	Large stores and multiunits: Merchandise line sales (Thousand dollars) (1)	Large stores and multiunits: Stores reporting merchandise line: Number (2)	Large stores and multiunits: Stores reporting merchandise line: Total sales (Thousand dollars) (3)	Sample of small single unit stores: Merchandise line sales: Amount (Thousand dollars) (4)	Sample of small single unit stores: Merchandise line sales: Percent distribution (5)	Sample of small single unit stores: Stores reporting merchandise line: Number (6)	Sample of small single unit stores: Stores reporting merchandise line: Total sales (Thousand dollars) (7)
LIQUOR STORES	UNITED STATES							NEW ENGLAND						
Stores analyzing merchandise line sales, total	[illegible]	4,318	...	[illegible]	[illegible]	[illegible]	...	[illegible]	[illegible]	...	[illegible]	100.0	246	...
Liquors and other spirits	[illegible]	[illegible]	[illegible]	[illegible]	[illegible]	[illegible]	[illegible]	[illegible]	[illegible]	[illegible]	5,121	[illegible]	216	9,589
Wines	[illegible]	[illegible]	[illegible]	[illegible]	[illegible]	[illegible]	[illegible]	[illegible]	764	[illegible]	[illegible]	[illegible]	219	9,388
Beer and ale	[illegible]	[illegible]	[illegible]	[illegible]	[illegible]	[illegible]	[illegible]	[illegible]	[illegible]	[illegible]	3,204	[illegible]	231	[illegible]
Other sales	[illegible]	...	...	[illegible]	[illegible]	...	...	[illegible]	...	...	393	3.8	...	...
Stores not analyzing merchandise line sales	[illegible]	[illegible]	...	[illegible]	...	[illegible]	...	[illegible]	[illegible]	...	[illegible]	...	10	...
	MIDDLE ATLANTIC							EAST NORTH CENTRAL						
Stores analyzing merchandise line sales, total	[illegible]	[illegible]	...	[illegible]	[illegible]	521	...	248,104	1,219	...	[illegible]	100.0	416	...
Liquors and other spirits	[illegible]	[illegible]	[illegible]	[illegible]	[illegible]	[illegible]	[illegible]	[illegible]	1,064	236,712	6,642	40.1	279	12,255
Wines	[illegible]	[illegible]	[illegible]	[illegible]	[illegible]	[illegible]	[illegible]	14,281	[illegible]	114,304	2,190	13.2	345	13,754
Beer and ale	[illegible]	[illegible]	[illegible]	[illegible]	[illegible]	[illegible]	[illegible]	[illegible]	[illegible]	[illegible]	[illegible]	35.1	335	[illegible]
Other sales	[illegible]	...	...	[illegible]	3.1	...	...	[illegible]	...	...	1,932	[illegible]	...	...
Stores not analyzing merchandise line sales	[illegible]	[illegible]	...	334	...	1	...	1,740	17	...	214	...	6	...
	WEST NORTH CENTRAL							SOUTH ATLANTIC						
Stores analyzing merchandise line sales, total	[illegible]	770	...	8,936	100.0	230	...	336,336	[illegible]	...	10,734	100.0	236	...
Liquors and other spirits	[illegible]	[illegible]	109,74[illegible]	5,971	66.8	215	8,592	293,266	1,456	[illegible]	8,247	76.8	219	10,390
Wines	[illegible]	655	[illegible]	614	6.9	166	6,413	22,19[illegible]	1,172	290,760	818	7.6	160	7,657
Beer and ale	[illegible]	[illegible]	61,139	1,373	[illegible]	174	6,750	[illegible]	633	99,239	1,145	10.7	121	5,471
Other sales	[illegible]	...	...	978	[illegible]	...	...	6,713	...	...	522	4.9	...	...
Stores not analyzing merchandise line sales	[illegible]	22	...	117	...	3	...	3,506	18	...	124	...	5	...
	EAST SOUTH CENTRAL							WEST SOUTH CENTRAL						
Stores analyzing merchandise line sales, total	83,408	409	...	2,810	100.0	60	...	84,790	[illegible]	...	7,591	100.0	254	...
Liquors and other spirits	[illegible]	403	93,551	2,002	71.2	52	2,597	64,802	1,022	83,487	5,743	75.6	236	7,226
Wines	[illegible]	335	84,812	286	10.2	41	1,497	7,168	[illegible]	62,316	651	8.6	165	5,116
Beer and ale	2,190	77	11,171	299	10.6	27	954	9,670	576	52,626	767	10.1	104	3,496
Other sales	[illegible]	...	...	223	8.0	...	...	3,150	...	...	430	5.7	...	...
Stores not analyzing merchandise line sales	[illegible]	4	...	...	...	...	...	[illegible]	67	...	200	...	7	...
	MOUNTAIN							PACIFIC						
Stores analyzing merchandise line sales, total	[illegible]	469	...	2,632	100.0	73	...	182,672	1,391	...	14,027	100.0	300	...
Liquors and other spirits	40,407	469	52,197	1,575	59.8	73	2,632	139,190	1,366	182,039	8,175	58.3	276	13,558
Wines	8,342	449	50,291	356	13.6	63	2,162	15,266	1,321	176,154	1,839	13.1	277	13,067
Beer and ale	2,746	121	13,167	524	[illegible]	63	2,211	15,511	971	86,927	2,636	18.8	279	13,285
Other sales	692	...	...	177	6.7	...	...	12,705	...	...	1,377	9.8	...	...
Stores not analyzing merchandise line sales	1,672	14	...	255	...	7	...	2,727	26	...	93	...	2	...
FUEL DEALERS, EXCEPT FUEL OIL	UNITED STATES							NEW ENGLAND						
Stores analyzing merchandise line sales, total	[illegible]	[illegible]	...	39,398	100.0	982	...	126,881	466	...	2,072	100.0	53	...
Coal and wood	[illegible]	[illegible]	[illegible]	29,464	74.8	841	33,427	80,700	415	[illegible]	1,571	75.8	44	1,774
Ice	[illegible]	373	[illegible]	745	1.9	104	3,569	790	23	[illegible]	4	0.2	3	119
Fuel oil, domestic heating	[illegible]	[illegible]	[illegible]	1,135	2.9	100	5,220	27,038	[illegible]	99,277	237	[illegible]	12	682
Bottled gas	[illegible]	[illegible]	[illegible]	[illegible]	10.3	139	5,886	5,128	54	9,927	177	8.5	8	206
Oil burners, furnaces, stokers	[illegible]	733	272,930	198	0.5	31	1,802	3,564	154	62,327	15	0.7	3	190
Other major household appliances	[illegible]	[illegible]	[illegible]	1,114	2.8	93	[illegible]	2,189	68	18,801	23	1.1	6	122
Hay, grain, feed, farm and garden supplies	14,539	304	57,301	435	1.1	46	[illegible]	1,051	28	[illegible]	8	0.4	2	28
Other sales	[illegible]	...	...	[illegible]	[illegible]	...	...	6,221	...	...	37	1.8	...	...
Stores not analyzing merchandise line sales	19,581	73	...	545	...	13	...	1,635	6	...	150	...	1	...
	MIDDLE ATLANTIC							EAST NORTH CENTRAL						
Stores analyzing merchandise line sales, total	[illegible]	[illegible]	...	[illegible]	[illegible]	[illegible]	...	[illegible]	[illegible]	...	[illegible]	[illegible]	285	...
Coal and wood	[illegible]	[illegible]	[illegible]	[illegible]	[illegible]	[illegible]	[illegible]	371,982	[illegible]	[illegible]	10,953	[illegible]	257	[illegible]
Ice	[illegible]	[illegible]	[illegible]	173	[illegible]	[illegible]	[illegible]	4,372	126	23,200	261	[illegible]	[illegible]	[illegible]
Fuel oil, domestic heating	[illegible]	[illegible]	154,314	[illegible]	[illegible]	[illegible]	[illegible]	11,609	182	[illegible]	[illegible]	[illegible]	21	[illegible]
Bottled gas	[illegible]	[illegible]	[illegible]	[illegible]	[illegible]	[illegible]	[illegible]	[illegible]	91	[illegible]	[illegible]	[illegible]	30	1,078
Oil burners, furnaces, stokers	4,1[illegible]	176	[illegible]	[illegible]	[illegible]	[illegible]	481	3,503	190	[illegible]	[illegible]	[illegible]	[illegible]	338
Other major household appliances	[illegible]	[illegible]	[illegible]	[illegible]	[illegible]	[illegible]	[illegible]	2,368	93	[illegible]	[illegible]	2.2	[illegible]	1,112
Hay, grain, feed, farm and garden supplies	[illegible]	[illegible]	18,[illegible]	[illegible]	[illegible]	[illegible]	[illegible]	[illegible]	[illegible]	[illegible]	116	[illegible]	11	[illegible]
Other sales	[illegible]	...	...	[illegible]	[illegible]	...	...	[illegible]	...	...	[illegible]	[illegible]	...	...
Stores not analyzing merchandise line sales	[illegible]	[illegible]	...	[illegible]	...	[illegible]	...	[illegible]	33	...	[illegible]	...	1	...

Table 24C.—MERCHANDISE LINE SALES OF LARGE STORES AND MULTIUNITS, AND SMALL STORE SAMPLE—MISCELLANEOUS KINDS OF BUSINESS—KIND OF BUSINESS, BY GEOGRAPHIC DIVISION: 1948—Continued

[See text for explanatory material and description of sample data included]

Kind of business and merchandise line	Large stores and multiunits			Sample of small single unit stores				Large stores and multiunits			Sample of small single unit stores			
	Merchandise line sales (Thousand dollars) (1)	Stores reporting merchandise line: Number (2)	Stores reporting merchandise line: Total sales (Thousand dollars) (3)	Merchandise line sales: Amount (Thousand dollars) (4)	Merchandise line sales: Percent distribution (5)	Stores reporting merchandise line: Number (6)	Stores reporting merchandise line: Total sales (Thousand dollars) (7)	Merchandise line sales (Thousand dollars) (1)	Stores reporting merchandise line: Number (2)	Stores reporting merchandise line: Total sales (Thousand dollars) (3)	Merchandise line sales: Amount (Thousand dollars) (4)	Merchandise line sales: Percent distribution (5)	Stores reporting merchandise line: Number (6)	Stores reporting merchandise line: Total sales (Thousand dollars) (7)
FUEL DEALERS, EXCEPT FUEL OIL	WEST NORTH CENTRAL							SOUTH ATLANTIC						
Stores analyzing merchandise line sales, total	82,892	412	...	4,372	100.0	106	...	111,894	500	...	3,495	100.0	100	...
Coal and wood	58,986	314	71,259	3,055	69.9	84	3,552	59,891	359	86,169	2,391	68.4	84	2,693
Ice	1,550	44	8,249	114	2.6	10	314	2,705	52	9,544	74	2.1	8	257
Fuel oil (domestic heating)	4,123	75	23,452	82	1.9	9	588	12,537	126	47,753	40	1.1	5	215
Bottled gas	7,468	98	11,866	612	14.0	22	820	15,203	141	25,380	496	14.2	16	802
Oil burners, furnaces, stokers	1,305	82	20,787	23	0.5	5	368	3,705	77	34,465	18	0.5	1	60
Other major household appliances	3,359	83	12,826	158	3.6	13	543	7,250	125	26,817	177	5.1	12	582
Hay, grain, feed, farm and garden supplies	1,407	29	4,560	69	1.6	7	274	1,606	28	6,047	56	1.6	4	271
Other sales	4,624	...	...	259	5.9	...	...	8,997	...	...	243	7.0	...	...
Stores not analyzing merchandise line sales	424	5	...	154	...	4	...	756	2	...	8	...	1	...
	EAST SOUTH CENTRAL							WEST SOUTH CENTRAL						
Stores analyzing merchandise line sales, total	40,861	272	...	2,286	100.0	67	...	42,302	270	...	1,220	100.0	31	...
Coal and wood	24,872	191	28,841	1,734	75.9	59	1,970	773	13	1,009	84	6.9	9	87
Ice	1,296	30	4,099	81	3.5	6	179	(1)	1	(x)	...	...	...	...
Fuel oil (domestic heating)	360	14	3,071	24	1.0	1	77	520	3	751	...	...	...	...
Bottled gas	7,366	80	11,914	169	7.4	6	292	27,462	253	40,457	827	67.8	22	1,133
Oil burners, furnaces, stokers	1,392	48	9,813	52	2.3	3	104	314	13	2,004	2	0.1	2	190
Other major household appliances	3,050	70	10,789	70	3.1	5	298	9,816	201	32,875	100	8.2	10	499
Hay, grain, feed, farm and garden supplies	726	14	2,226	58	2.5	6	261	104	3	229	17	1.4	2	92
Other sales	1,799	...	...	98	4.3	...	...	3,313	...	...	190	15.6	...	...
Stores not analyzing merchandise line sales	195	2	...	...	...	...	...	480	3	...	...	...	...	...
	MOUNTAIN							PACIFIC						
Stores analyzing merchandise line sales, total	25,897	163	...	998	100.0	34	...	33,227	221	...	1,174	100.0	36	...
Coal and wood	8,381	76	10,011	579	58.0	25	680	10,793	99	16,000	777	66.2	30	978
Ice	205	11	1,156	13	1.3	3	228	140	8	1,168	...	...	...	...
Fuel oil (domestic heating)	377	10	1,495	5	0.5	1	79	3,503	50	12,200	67	5.7	5	224
Bottled gas	10,418	86	15,735	253	25.4	9	318	11,674	121	17,002	150	12.8	5	173
Oil burners, furnaces, stokers	251	12	3,044	1	0.1	1	16	1,098	31	7,659	...	...	...	...
Other major household appliances	3,436	55	11,908	53	5.3	7	224	3,060	93	14,817	...	...	...	...
Hay, grain, feed, farm and garden supplies	475	16	2,158	32	3.2	4	160	383	14	1,574	14	1.2	2	79
Other sales	2,354	...	...	62	6.2	...	...	2,576	...	...	166	14.1	...	...
Stores not analyzing merchandise line sales	206	1	...	69	...	1	...	3,038	6	...	12	...	1	...
FUEL OIL DEALERS	UNITED STATES							NEW ENGLAND						
Stores analyzing merchandise line sales, total	618,816	1,922	...	9,903	100.0	223	...	157,410	581	...	4,160	100.0	102	...
Fuel oil (domestic heating)	256,391	1,922	618,816	7,608	76.8	223	9,903	108,920	581	157,410	3,219	77.4	102	4,160
Coal and wood	61,859	624	197,997	725	7.3	54	2,495	17,214	213	63,797	239	5.7	20	905
Bottled gas	7,114	129	29,179	235	2.4	9	640	863	46	10,870	58	1.4	5	365
Oil burners, furnaces, stokers	32,421	681	272,414	330	3.3	34	1,864	8,914	235	92,529	136	3.3	12	581
Other major household appliances	8,561	211	77,811	40	0.4	6	415	1,869	80	24,908	9	0.2	2	126
Other sales	52,470	...	...	965	9.8	...	...	19,630	...	...	499	12.0	...	...
Stores not analyzing merchandise line sales	5,062	29	...	73	...	2	...	1,560	6	...	...	...	...	...
	MIDDLE ATLANTIC							EAST NORTH CENTRAL						
Stores analyzing merchandise line sales, total	255,686	745	...	3,424	100.0	74	...	51,228	130	...	808	100.0	16	...
Fuel oil (domestic heating)	193,944	745	255,686	2,811	82.1	74	3,424	40,016	130	51,228	617	76.4	16	808
Coal and wood	27,657	230	87,452	153	4.5	15	551	4,268	39	12,922	91	11.3	7	350
Bottled gas	476	13	3,792	9	0.3	1	63	349	9	799	...	...	...	...
Oil burners, furnaces, stokers	14,885	274	110,073	161	4.7	18	962	3,047	36	18,900	...	...	...	...
Other major household appliances	1,712	44	20,121	10	0.3	2	137	180	12	1,907	...	...	...	...
Other sales	17,012	...	...	280	8.1	...	...	3,368	...	...	100	12.3	...	...
Stores not analyzing merchandise line sales	1,717	10	...	...	...	...	...	537	4	...	73	...	2	...
	WEST NORTH CENTRAL							SOUTH ATLANTIC						
Stores analyzing merchandise line sales, total	24,911	63	...	81	100.0	2	...	53,068	132	...				
Fuel oil (domestic heating)	18,212	63	24,911	47	58.0	2	81	39,799	132	53,068				
Coal and wood	1,912	13	4,725	...	...	...	...	4,943	47	23,937				
Bottled gas	756	12	2,093	...	...	...	...	522	10	838	Information not shown because of high sampling variability.			
Oil burners, furnaces, stokers	890	16	6,374	26	32.1	1	81	2,398	39	20,860				
Other major household appliances	453	11	3,125	...	...	...	...	926	17	15,566				
Other sales	2,688	...	...	8	9.9	...	...	4,480	...	...				
Stores not analyzing merchandise line sales	561	3	...	...	...	...	...	114	1	...				
	WEST SOUTH CENTRAL							MOUNTAIN						
Stores analyzing merchandise line sales, total	5,133	27	...					8,108	26	...				
Fuel oil (domestic heating)	1,277	27	5,133					4,181	26	8,108				
Coal and wood	...	...	...					404	12	5,085				
Bottled gas	1,787	18	3,549	Information not shown because of high sampling variability.				1,158	7	2,986	Information not shown because of high sampling variability.			
Oil burners, furnaces, stokers	296	6	845					522	7	3,054				
Other major household appliances	1,597	16	3,223					226	6	1,575				
Other sales	176	...	...					1,617	...	...				
Stores not analyzing merchandise line sales	115	1	...					...	...	...				

See footnotes at end of table.

Table 24C.—MERCHANDISE LINE SALES OF LARGE STORES AND MULTIUNITS, AND SMALL STORE SAMPLE—MISCELLANEOUS KINDS OF BUSINESS—KIND OF BUSINESS, BY GEOGRAPHIC DIVISION: 1948—Continued

[See text for explanatory material and description of sample data included]

Kind of business and merchandise line	Large stores and multiunits			Sample of small single unit stores				Large stores and multiunits			Sample of small single unit stores			
	Merchandise line sales	Stores reporting merchandise line		Merchandise line sales		Stores reporting merchandise line		Merchandise line sales	Stores reporting merchandise line		Merchandise line sales		Stores reporting merchandise line	
	(Thousand dollars)	Number	Total sales (Thousand dollars)	Amount (Thousand dollars)	Percent distribution	Number	Total sales (Thousand dollars)	(Thousand dollars)	Number	Total sales (Thousand dollars)	Amount (Thousand dollars)	Percent distribution	Number	Total sales (Thousand dollars)
	(1)	(2)	(3)	(4)	(5)	(6)	(7)	(1)	(2)	(3)	(4)	(5)	(6)	(7)
	PACIFIC													
FUEL OIL DEALERS														
Stores analyzing merchandise line sales, total	61,966	211	...	707	100.0	13	...							
Fuel oil (domestic heating)	49,262	211	61,966	512	72.4	13	707							
Coal and wood	5,442	69	25,879	103	14.6	6	351							
Bottled gas	454	11	3,873	18	2.5	1	62							
Oil burners, furnaces, stokers	1,469	68	19,779	7	1.0	3	240							
Other major household appliances	1,519	22	7,007	21	3.0	2	152							
Other sales	3,318	...	...	46	6.5	...	...							
Stores not analyzing merchandise line sales	200	2	...	...	...	...	...							
	UNITED STATES							NEW ENGLAND						
ICE DEALERS														
Stores analyzing merchandise line sales, total	51,964	499	...	3,774	100.0	265	...	1,595	17	...				
Ice	39,186	499	51,964	3,196	84.7	265	3,774	1,304	17	1,595				
Coal and wood	7,409	180	25,874	407	10.8	64	1,492	...	...	...	Information not shown because of high sampling variability.			
Other sales	5,368	...	...	171	4.5	...	...	291	...	...				
Stores not analyzing merchandise line sales	338	4	...	26	...	2	...	238	2	...				
	MIDDLE ATLANTIC							EAST NORTH CENTRAL						
Stores analyzing merchandise line sales, total	5,501	61	...	783	100.0	75	...	9,500	82	...	1,204	100.0	49	...
Ice	4,186	61	5,501	672	85.8	75	783	6,825	82	9,500	1,047	86.9	49	1,204
Coal and wood	594	16	1,814	73	9.3	28	308	2,151	20	4,003	144	12.0	13	554
Other sales	721	...	...	38	4.9	...	...	524	...	...	13	1.1	...	...
Stores not analyzing merchandise line sales	...	...	...	...	...	...	...	...	...	...	21	...	1	...
	WEST NORTH CENTRAL							SOUTH ATLANTIC						
Stores analyzing merchandise line sales, total	2,691	44	...					19,907	133	...	396	100.0	21	...
Ice	1,989	44	2,691					13,780	133	19,907	281	71.0	21	396
Coal and wood	240	6	538	Information not shown because of high sampling variability.				3,743	106	16,250	86	21.7	9	278
Other sales	462	...	...					2,384	...	...	29	7.3	...	...
Stores not analyzing merchandise line sales	...	...	...					...	...	...	...	...	...	...
	EAST SOUTH CENTRAL							WEST SOUTH CENTRAL						
Stores analyzing merchandise line sales, total	4,720	63	...	194	100.0	15	...	2,783	54	...				
Ice	3,938	63	4,720	137	70.6	15	194	2,232	54	2,783				
Coal and wood	600	26	2,902	57	29.4	5	145	63	4	171	Information not shown because of high sampling variability.			
Other sales	282	...	...	...	...	...	...	388	...	...				
Stores not analyzing merchandise line sales	...	...	...	...	...	...	...	...	...	...				
	PACIFIC													
Stores analyzing merchandise line sales, total	4,113	37	...											
Ice	3,788	37	4,113											
Coal and wood	(1)	2	(x)	Information not shown because of high sampling variability.										
Other sales	325	...	...											
Stores not analyzing merchandise line sales	100	2	...											
	UNITED STATES							NEW ENGLAND						
HAY, GRAIN, FEED STORES														
Stores analyzing merchandise line sales, total	2,381,400	9,034	...	35,685	100.0	842	...	187,990	725	...	1,520	100.0	23	...
Hay, grain, other feeds	1,753,415	9,034	2,381,400	27,030	75.8	842	35,685	155,843	725	187,990	1,129	74.3	23	1,520
Seeds, bulbs, nursery stock	89,660	4,817	1,361,703	1,408	3.9	285	14,421	2,237	304	81,331	45	3.0	9	630
Fertilizers	112,439	5,506	1,499,742	1,430	4.0	301	15,727	5,264	393	100,155	50	3.3	12	833
Farm and garden supplies	54,315	3,397	960,518	679	1.9	181	9,206	4,455	262	73,302	37	2.4	6	430
Farm equipment, implements, machinery	52,171	2,087	681,328	553	1.5	89	4,633	2,614	166	41,283	...	...	1	36
Coal, wood, fuel oil	66,568	2,267	939,704	894	2.5	81	4,502	6,585	155	47,896	160	10.5	7	596
Building materials, hardware, paint, elect. supplies	73,442	2,564	792,109	639	1.8	94	4,509	5,432	234	57,745	34	2.2	2	170
Groceries, meat, other foods	44,680	979	273,454	1,125	3.2	110	4,749	1,665	44	9,002	42	2.8	2	198
Other sales	134,710	...	...	1,927	5.4	...	...	3,895	...	...	23	1.5	...	...
Stores not analyzing merchandise line sales	39,598	172	...	770	...	19	...	517	3	...	...	...	...	...
	MIDDLE ATLANTIC							EAST NORTH CENTRAL						
Stores analyzing merchandise line sales, total	459,274	1,663	...	4,194	100.0	88	...	560,829	2,146	...	7,808	100.0	173	...
Hay, grain, other feeds	391,107	1,663	459,274	3,462	82.6	88	4,194	387,649	2,146	560,829	5,485	70.1	173	7,808
Seeds, bulbs, nursery stock	14,326	895	274,570	88	2.1	29	1,644	21,934	1,303	370,361	329	4.2	61	3,601
Fertilizers	22,052	1,177	347,425	189	4.5	43	2,764	31,182	1,545	422,701	346	4.4	65	3,734
Farm and garden supplies	8,271	547	169,474	60	1.4	10	682	11,713	787	231,340	121	1.5	35	1,988
Farm equipment, implements, machinery	9,375	461	163,629	42	1.0	12	702	17,092	587	192,636	135	1.7	21	1,119
Coal, wood, fuel oil	14,174	393	124,834	82	2.0	9	648	29,045	932	304,390	336	4.3	22	1,416
Building materials, hardware, paint, elect. supplies	20,358	626	214,373	117	2.8	16	894	19,395	745	239,450	99	1.3	17	864
Groceries, meat, other foods	2,582	90	30,584	69	1.6	7	377	4,042	165	51,522	234	3.0	14	724
Other sales	17,374	...	...	85	2.0	...	...	37,877	...	...	423	5.5	...	...
Stores not analyzing merchandise line sales	4,460	23	...	80	...	1	...	9,109	39	...	71	...	3	...

(1) See footnote (x) at end of table.

Table 24C.—MERCHANDISE LINE SALES OF LARGE STORES AND MULTIUNITS, AND SMALL STORE SAMPLE—MISCELLANEOUS KINDS OF BUSINESS—KIND OF BUSINESS, BY GEOGRAPHIC DIVISION: 1948—Continued

[See text for explanatory material and description of sample data included]

Kind of business and merchandise line	Large stores and multiunits			Sample of small single unit stores				Large stores and multiunits			Sample of small single unit stores			
	Merchandise line sales (Thousand dollars) (1)	Stores reporting merchandise line: Number (2)	Stores reporting merchandise line: Total sales (Thousand dollars) (3)	Merchandise line sales: Amount (Thousand dollars) (4)	Merchandise line sales: Percent distribution (5)	Stores reporting merchandise line: Number (6)	Stores reporting merchandise line: Total sales (Thousand dollars) (7)	Merchandise line sales (Thousand dollars) (1)	Stores reporting merchandise line: Number (2)	Stores reporting merchandise line: Total sales (Thousand dollars) (3)	Merchandise line sales: Amount (Thousand dollars) (4)	Merchandise line sales: Percent distribution (5)	Stores reporting merchandise line: Number (6)	Stores reporting merchandise line: Total sales (Thousand dollars) (7)
HAY, GRAIN, FEED STORES	WEST NORTH CENTRAL							SOUTH ATLANTIC						
Stores analyzing merchandise line sales, total	309,172	1,192	...	6,467	100.0	105	...	301,094	1,189	...	4,026	100.0	92	...
Hay, grain, other feeds	222,992	1,192	309,171	4,884	88.5	105	6,567	202,508	1,189	301,094	2,847	70.7	92	4,026
Seeds, bulbs, nursery stock	12,814	607	185,108	146	2.2	37	1,457	17,887	641	168,154	141	3.5	37	1,763
Fertilizers	9,250	628	184,514	156	2.4	38	1,670	24,038	717	184,536	191	4.7	40	1,918
Farm and garden supplies	4,108	350	106,700	110	1.7	26	1,005	13,559	523	158,024	124	3.1	32	1,438
Farm equipment, implements, machinery	6,362	215	75,751	153	2.4	16	713	8,120	287	76,956	93	2.3	20	948
Coal, wood, fuel oil	7,091	355	133,914	102	1.6	22	978	4,656	153	57,061	34	0.8	4	158
Building materials, hardware, paint, elect. supplies	10,356	270	92,738	89	1.4	11	487	7,009	305	72,662	106	2.6	18	884
Groceries, meat, other foods	12,092	228	65,905	276	4.3	33	1,210	8,203	218	39,391	196	4.9	21	1,002
Other sales	24,106	...	...	551	8.5	...	...	15,114	...	...	294	7.4	...	...
Stores not analyzing merchandise line sales	12,028	43	...	289	...	4	...	3,500	15	...	136	...	4	...
	EAST SOUTH CENTRAL							WEST SOUTH CENTRAL						
Stores analyzing merchandise line sales, total	66,882	358	...	2,357	100.0	60	...	148,271	701	...	5,713	100.0	148	...
Hay, grain, other feeds	41,578	358	66,882	1,545	65.4	60	2,357	116,413	701	148,271	4,643	81.3	148	5,713
Seeds, bulbs, nursery stock	5,476	215	36,969	220	9.3	24	1,151	6,462	325	63,457	295	5.2	45	2,172
Fertilizers	6,713	235	42,944	232	9.9	24	1,295	5,563	330	65,487	175	3.1	41	2,173
Farm and garden supplies	2,785	155	26,539	30	1.3	11	535	2,180	197	38,130	94	1.6	25	1,418
Farm equipment, implements, machinery	1,932	69	14,976	68	2.9	8	514	1,713	80	20,630	34	0.6	3	214
Coal, wood, fuel oil	448	23	4,248	20	0.9	1	86	394	34	6,838	1	(1)	2	47
Building materials, hardware, paint, elect. supplies	2,324	90	18,054	126	5.3	13	711	2,081	90	17,435	39	0.7	9	477
Groceries, meat, other foods	1,688	50	7,487	81	3.4	9	389	3,710	72	17,028	135	2.4	17	484
Other sales	3,938	...	...	38	1.6	...	...	9,755	...	...	297	5.1	...	...
Stores not analyzing merchandise line sales	3,066	11	...	169	...	3	...	3,846	23	...	56	...	3	...
	MOUNTAIN							PACIFIC						
Stores analyzing merchandise line sales, total	62,566	244	...	1,370	100.0	26	...	285,323	816	...	2,230	100.0	57	...
Hay, grain, other feeds	46,319	244	62,566	988	72.1	26	1,370	229,006	816	285,323	1,750	78.5	57	2,230
Seeds, bulbs, nursery stock	1,556	86	25,360	69	5.0	16	937	6,968	441	156,387	75	3.4	27	1,066
Fertilizers	1,159	74	23,114	26	1.9	12	742	7,213	407	128,866	65	2.9	26	1,098
Farm and garden supplies	1,989	72	22,837	41	3.0	12	726	5,255	454	134,172	62	2.8	24	984
Farm equipment, implements, machinery	1,228	66	21,240	1	0.1	1	62	3,335	156	74,227	27	1.2	7	325
Coal, wood, fuel oil	1,393	60	20,047	134	9.8	10	582	1,882	162	60,476	25	1.1	4	191
Building materials, hardware, paint, elect. supplies	1,612	32	13,161	15	1.1	3	248	4,875	172	66,491	14	0.6	5	220
Groceries, meat, other foods	3,073	40	14,913	18	1.3	1	50	7,925	72	37,547	74	3.3	6	315
Other sales	3,837	...	...	78	5.7	...	...	18,864	...	...	138	6.2	...	...
Stores not analyzing merchandise line sales	793	5	...	29	...	1	...	1,779	10	...	...	...	...	...
	UNITED STATES							NEW ENGLAND						
OTHER FARM, GARDEN SUPPLY STORES														
Stores analyzing merchandise line sales, total	280,829	1,378	...	8,215	100.0	228	...	5,258	21	...				
Farm and garden supplies	47,625	756	149,633	1,323	16.1	104	4,028	2,660	18	5,007				
Hay, grain, other feeds	31,424	640	144,451	831	10.1	63	2,912	91	3	1,687				
Seeds, bulbs, nursery stock	83,144	884	188,438	2,422	29.5	137	5,340	638	9	3,067				
Fertilizers	60,617	913	189,478	2,083	25.4	123	5,141	1,084	11	3,978	Information not shown because of high sampling variability.			
Farm equipment, implements, machinery	17,589	424	98,483	370	4.5	49	2,265	396	11	2,935				
Coal, wood, fuel oil	4,904	138	41,572	34	0.4	12	491	(1)	1	(x)				
Building materials, hardware, paint, elect. supplies	9,713	348	65,210	181	2.2	25	994	140	5	2,234				
Groceries, meat, other foods	4,511	123	30,120	165	2.0	20	722	...	...	...				
Other sales	21,302	...	...	806	9.8	...	...	249	...	...				
Stores not analyzing merchandise line sales	9,050	37	...	206	...	5	...	149	1	...				
	MIDDLE ATLANTIC							EAST NORTH CENTRAL						
Stores analyzing merchandise line sales, total	34,290	135	...	410	100.0	18	...	52,202	237	...	1,059	100.0	42	...
Farm and garden supplies	4,863	69	16,076	68	16.6	6	117	9,708	150	32,346	192	18.1	17	452
Hay, grain, other feeds	3,186	44	13,410	16	3.9	2	47	7,013	126	30,622	42	4.0	8	265
Seeds, bulbs, nursery stock	15,894	93	25,573	72	17.6	8	111	14,503	160	37,669	337	31.8	28	657
Fertilizers	3,725	67	18,577	189	46.1	9	265	6,371	146	33,319	241	22.8	17	614
Farm equipment, implements, machinery	1,578	33	9,825	24	5.8	2	57	3,331	98	24,769	88	8.3	9	346
Coal, wood, fuel oil	824	18	6,013	4	1.0	1	15	2,093	50	17,158	2	0.2	3	130
Building materials, hardware, paint, elect. supplies	1,117	25	7,816	...	...	...	...	3,361	95	23,552	23	2.2	6	163
Groceries, meat, other foods	575	9	2,432	1	0.2	1	39	321	15	3,767	1	0.1	2	69
Other sales	2,528	...	...	36	8.8	...	...	5,501	...	...	133	12.5	...	...
Stores not analyzing merchandise line sales	1,568	4	...	...	...	...	...	900	6	...	...	...	...	...
	WEST NORTH CENTRAL							SOUTH ATLANTIC						
Stores analyzing merchandise line sales, total	37,885	175	...	1,308	100.0	39	...	59,472	308	...	2,140	100.0	51	...
Farm and garden supplies	5,203	83	14,535	94	7.2	20	561	9,554	158	31,640	252	11.8	18	1,117
Hay, grain, other feeds	3,717	65	14,421	244	18.7	13	807	7,129	163	35,138	228	10.6	18	792
Seeds, bulbs, nursery stock	20,747	140	31,124	552	42.2	24	1,157	9,208	162	32,634	406	19.0	30	1,295
Fertilizers	2,759	72	14,365	120	9.2	12	585	19,865	254	49,824	821	38.4	38	1,788
Farm equipment, implements, machinery	1,382	37	6,949	71	5.4	13	572	4,150	117	28,197	138	6.4	13	843
Coal, wood, fuel oil	496	14	3,459	4	0.3	2	180	598	28	7,404	14	0.6	3	96
Building materials, hardware, paint, elect. supplies	784	65	11,053	19	1.5	5	108	1,936	70	14,945	42	2.0	4	282
Groceries, meat, other foods	546	16	4,435	82	4.7	7	215	1,461	42	9,382	83	3.9	7	299
Other sales	2,251	...	...	142	10.8	...	...	5,571	...	...	156	7.3	...	...
Stores not analyzing merchandise line sales	1,840	5	...	4	...	1	...	2,015	6	...	...	...	...	...

See footnotes at end table.

Table 24C.—MERCHANDISE LINE SALES OF LARGE STORES AND MULTIUNITS, AND SMALL STORE SAMPLE—MISCELLANEOUS KINDS OF BUSINESS—KIND OF BUSINESS, BY GEOGRAPHIC DIVISION: 1948—Continued

[See text for explanatory material and description of sample data included]

Kind of business and merchandise line	Large stores and multiunits: Merchandise line sales (Thousand dollars) (1)	Large stores and multiunits: Stores reporting merchandise line: Number (2)	Large stores and multiunits: Stores reporting merchandise line: Total sales (Thousand dollars) (3)	Sample of small single unit stores: Merchandise line sales: Amount (Thousand dollars) (4)	Sample of small single unit stores: Merchandise line sales: Percent distribution (5)	Sample of small single unit stores: Stores reporting merchandise line: Number (6)	Sample of small single unit stores: Stores reporting merchandise line: Total sales (Thousand dollars) (7)	Large stores and multiunits: Merchandise line sales (Thousand dollars) (1)	Large stores and multiunits: Stores reporting merchandise line: Number (2)	Large stores and multiunits: Stores reporting merchandise line: Total sales (Thousand dollars) (3)	Sample of small single unit stores: Merchandise line sales: Amount (Thousand dollars) (4)	Sample of small single unit stores: Merchandise line sales: Percent distribution (5)	Sample of small single unit stores: Stores reporting merchandise line: Number (6)	Sample of small single unit stores: Stores reporting merchandise line: Total sales (Thousand dollars) (7)
OTHER FARM, GARDEN SUPPLY STORES	EAST SOUTH CENTRAL							WEST SOUTH CENTRAL						
Stores analyzing merchandise line sales, total	33,4[illegible]	186	...	950	100.0	20	...	19,669	107	...	909	100.0	18	...
Farm and garden supplies	2,54[illegible]	91	1[illegible],082	75	7.9	8	459	3,779	63	11,363	245	27.0	9	474
Hay, grain, other feeds	5,73[illegible]	128	25,514	222	23.4	13	724	2,035	50	11,147	26	2.8	4	78
Seeds, bulbs, nursery stock	9,559	140	26,72[illegible]	214	22.5	12	653	6,354	77	14,338	389	42.8	12	597
Fertilizers	11,389	152	37,4[illegible]9	289	30.4	14	706	4,391	71	13,494	86	9.5	9	316
Farm equipment, implements, machinery	1,656	47	8,695	22	2.3	6	171	1,613	32	6,331	...	...	1	50
Coal, wood, fuel oil	451	13	2,808	9	0.9	2	63	(1)	2	(x)	...	...	...	...
Building materials, hardware, paint, elect supplies	1,524	57	11,321	66	7.0	7	282	436	15	2,448	8	0.9	1	62
Groceries, meat, other foods	805	26	4,584	17	1.8	2	86	350	8	1,497	...	...	...	...
Other sales	1,484	...	...	36	3.8	...	...	711	...	...	155	17.0	...	...
Stores not analyzing merchandise line sales	186	1	...	40	...	1	...	1,021	8	...	162	...	3	...
	MOUNTAIN							PACIFIC						
Stores analyzing merchandise line sales, total	8,669	42	...	Information not shown because of high sampling variability.				29,930	167	...	1,148	100.0	29	...
Farm and garden supplies	1,910	21	3,783					7,399	103	18,801	347	30.2	20	641
Hay, grain, other feeds	567	12	3,098					2,650	49	9,414	49	4.3	4	185
Seeds, bulbs, nursery stock	2,618	21	4,441					4,623	82	12,867	410	35.7	19	712
Fertilizers	2,008	23	4,751					9,026	111	20,191	221	19.2	15	614
Farm equipment, implements, machinery	345	9	1,077					3,138	40	9,705	17	1.5	4	136
Coal, wood, fuel oil	(1)	2	(x)					286	10	2,442	1	0.1	1	7
Building materials, hardware, paint, elect supplies	78	5	652					335	11	2,239	2	0.2	1	7
Groceries, meat, other foods	(1)	2	(x)					139	5	778	...	...	...	...
Other sales	1,143	...	...					2,284	...	...	101	8.8	...	...
Stores not analyzing merchandise line sales	598	3	...					773	3	...	...	...	...	...
JEWELRY STORES	UNITED STATES							NEW ENGLAND						
Stores analyzing merchandise line sales, total	748,749	4,547	...	45,478	100.0	1,563	...	52,652	293	...	2,908	100.0	92	...
Jewelry (exc. items below)	135,422	3,966	659,364	11,250	24.7	1,395	41,250	9,047	238	42,189	850	29.2	87	2,748
Diamonds and precious stones	174,334	3,964	682,779	8,527	18.8	1,267	40,415	9,681	259	47,258	437	15.0	69	2,462
Watches, clocks, silverware	230,781	4,180	716,029	12,451	27.4	1,402	42,704	16,457	270	50,426	705	24.2	79	2,570
Novelty and costume jewelry	41,400	3,039	510,613	3,684	8.1	991	30,869	3,009	233	41,150	177	6.1	54	1,817
Cameras, photo equipment and supplies	7,990	941	188,282	220	0.5	136	5,113	511	80	14,012	20	0.7	7	397
Optical goods, frames, lenses	10,773	765	169,714	554	1.2	168	5,880	651	88	15,209	34	1.2	13	404
Luggage and leather goods	7,850	1,315	299,315	494	1.1	285	10,292	834	105	22,960	84	2.9	23	917
Radios, television sets and parts	24,142	1,490	311,442	264	0.6	141	5,724	2,443	118	22,084	15	0.5	8	307
Household appliances	28,636	1,668	321,481	739	1.6	259	9,215	2,670	132	24,383	112	3.9	23	799
Other sales	87,399	...	...	7,295	16.0	...	...	7,349	...	...	474	16.3	...	...
Stores not analyzing merchandise line sales	31,489	224	...	2,391	...	87	...	192	6	...	329	...	9	...
	MIDDLE ATLANTIC							EAST NORTH CENTRAL						
Stores analyzing merchandise line sales, total	170,222	963	...	9,540	100.0	337	...	151,411	934	...	10,784	100.0	333	...
Jewelry (exc items below)	35,163	837	148,215	2,287	24.0	284	8,176	28,499	795	128,660	2,727	25.3	304	10,098
Diamonds and precious stones	35,470	780	141,681	1,720	18.0	251	8,112	36,056	830	136,226	2,268	21.0	289	10,190
Watches, clocks, silverware	51,968	852	160,361	2,795	29.3	299	9,025	43,718	856	141,163	2,720	25.2	307	10,409
Novelty and costume jewelry	8,121	539	83,753	836	8.8	200	6,299	10,349	663	102,380	863	8.0	221	7,659
Cameras, photo equipment and supplies	1,737	220	33,205	53	0.6	26	1,141	1,761	178	35,607	40	0.4	29	1,084
Optical goods, frames, lenses	1,660	159	33,448	109	1.1	26	1,158	2,703	182	35,046	173	1.6	39	1,540
Luggage and leather goods	1,265	229	59,637	69	0.7	47	1,723	1,204	240	47,767	98	0.9	65	2,431
Radios, television sets and parts	7,191	382	66,212	72	0.8	32	1,268	4,722	293	60,414	76	0.7	42	1,892
Household appliances	7,234	361	60,218	223	2.3	53	1,853	5,587	368	64,546	151	1.4	64	2,410
Other sales	20,413	...	...	1,376	14.4	...	...	16,812	...	...	1,668	15.5	...	...
Stores not analyzing merchandise line sales	6,195	34	...	382	...	17	...	8,402	68	...	433	...	17	...
	WEST NORTH CENTRAL							SOUTH ATLANTIC						
Stores analyzing merchandise line sales, total	48,130	336	...	5,297	100.0	189	...	91,876	600	...	5,112	100.0	172	...
Jewelry (exc items below)	8,271	289	43,467	1,199	22.6	174	4,816	17,074	538	83,413	1,175	23.0	149	4,514
Diamonds and precious stones	12,467	302	45,623	1,020	19.3	160	4,691	20,519	540	85,751	926	18.1	134	4,532
Watches, clocks, silverware	14,951	308	45,890	1,482	28.0	176	5,027	29,328	567	89,478	1,441	28.2	154	4,845
Novelty and costume jewelry	3,272	222	37,786	407	7.7	115	3,397	4,358	390	62,469	525	10.3	106	3,477
Cameras, photo equipment and supplies	234	29	8,403	21	0.4	14	420	849	147	23,184	35	0.7	24	1,014
Optical goods, frames, lenses	1,129	64	13,255	118	2.2	32	802	1,472	87	21,714	29	0.6	17	710
Luggage and leather goods	413	80	18,918	42	0.8	28	1,143	1,139	240	44,264	79	1.5	40	1,582
Radios, television sets and parts	690	52	12,738	8	0.2	6	256	3,097	226	43,743	33	0.6	21	929
Household appliances	1,097	87	15,536	65	1.2	26	807	3,433	222	40,686	55	1.1	26	1,027
Other sales	5,606	...	...	935	17.6	...	...	10,607	...	...	814	15.9	...	...
Stores not analyzing merchandise line sales	2,143	12	...	166	...	9	...	4,179	39	...	355	...	8	...
	EAST SOUTH CENTRAL							WEST SOUTH CENTRAL						
Stores analyzing merchandise line sales, total	38,701	272	...	2,020	100.0	66	...	78,151	370	...	2,869	100.0	123	...
Jewelry (exc. items below)	7,196	249	35,175	558	27.7	58	1,842	12,237	332	70,524	608	21.2	115	2,674
Diamonds and precious stones	9,153	245	37,163	364	18.0	54	1,812	21,025	340	76,432	553	19.3	104	2,721
Watches, clocks, silverware	1[illegible],646	253	37,334	584	29.0	58	1,857	25,387	348	76,915	700	24.4	111	2,728
Novelty and costume jewelry	[illegible],[illegible]02	200	29,939	116	5.7	44	1,394	3,978	283	65,921	269	9.4	97	2,423
Cameras, photo equipment and supplies	4[illegible]	[illegible]	13,667	7	0.3	10	237	637	85	21,409	21	0.7	13	445
Optical goods, frames, lenses	926	50	10,768	10	0.5	6	140	733	50	15,147	26	0.9	16	436
Luggage and leather goods	614	99	17,430	36	1.8	23	767	1,580	164	45,070	40	1.4	21	660
Radios, television sets and parts	953	73	16,15[illegible]	3	0.1	5	170	1,570	142	38,503	18	0.6	6	301
Household appliances	609	71	1[illegible],005	22	1.1	8	326	2,135	133	36,509	46	1.6	15	676
Other sales	3,923	...	...	320	15.8	...	...	8,869	...	...	588	20.5	...	...
Stores not analyzing merchandise line sales	[illegible]	1	...	139	...	7	...	3,260	17	...	119	...	5	...

[1] See footnote at end of table.

Table 24C.—MERCHANDISE LINE SALES OF LARGE STORES AND MULTIUNITS, AND SMALL STORE SAMPLE—MISCELLANEOUS KINDS OF BUSINESS—KIND OF BUSINESS, BY GEOGRAPHIC DIVISION: 1948—Continued

[See text for explanatory material and description of sample data included]

Kind of business and merchandise line	Large stores and multiunits			Sample of small single unit stores				Large stores and multiunits			Sample of small single unit stores			
	Merchandise line sales (Thousand dollars) (1)	Stores reporting merchandise line: Number (2)	Stores reporting merchandise line: Total sales (Thousand dollars) (3)	Merchandise line sales: Amount (Thousand dollars) (4)	Merchandise line sales: Percent distribution (5)	Stores reporting merchandise line: Number (6)	Stores reporting merchandise line: Total sales (Thousand dollars) (7)	Merchandise line sales (Thousand dollars) (1)	Stores reporting merchandise line: Number (2)	Stores reporting merchandise line: Total sales (Thousand dollars) (3)	Merchandise line sales: Amount (Thousand dollars) (4)	Merchandise line sales: Percent distribution (5)	Stores reporting merchandise line: Number (6)	Stores reporting merchandise line: Total sales (Thousand dollars) (7)
	MOUNTAIN							PACIFIC						
JEWELRY STORES														
Stores analyzing merchandise line sales, total	19,924	171	...	2,024	100.0	66	...	97,682	608	...	4,924	100.0	185	...
Jewelry (exc. items below)	3,435	161	19,398	518	25.6	59	1,799	14,522	527	88,323	1,328	27.0	165	4,583
Diamonds and precious stones	4,932	160	19,219	371	18.3	60	1,760	25,031	538	93,426	868	17.6	146	4,135
Watches, clocks, silverware	6,010	160	19,288	577	28.5	60	1,757	30,316	566	95,174	1,447	29.4	158	4,486
Novelty and costume jewelry	1,393	124	15,320	121	6.0	42	1,314	4,718	385	71,895	370	7.5	112	3,089
Cameras, photo equipment and supplies	256	31	5,586	3	0.2	6	106	1,546	101	33,209	20	0.4	7	269
Optical goods, frames, lenses	263	30	5,639	39	1.9	7	247	1,236	55	19,488	16	0.3	12	443
Luggage and leather goods	123	42	6,245	4	0.2	11	163	678	116	37,024	42	0.8	27	906
Radios, television sets and parts	165	23	4,433	2	0.1	6	99	3,291	181	47,158	37	0.8	15	502
Household appliances	728	57	9,028	10	0.5	12	265	5,143	238	58,480	55	1.1	32	1,052
Other sales	2,619	...	...	379	18.7	...	...	11,201	...	...	741	15.1	...	...
Stores not analyzing merchandise line sales	1,667	11	...	184	...	8	...	4,006	27	...	284	...	7	...
	UNITED STATES							NEW ENGLAND						
BOOK STORES														
Stores analyzing merchandise line sales, total	212,114	745	...	4,746	100.0	201	...	11,571	78	...	216	100.0	13	...
Books	155,787	666	199,514	3,056	64.4	196	4,621	7,568	69	10,786	130	60.2	13	216
Stationery, printed forms, office supplies	10,673	211	57,026	265	5.6	55	1,488	893	24	5,303	15	6.9	4	124
Rare books and manuscripts	1,625	34	18,466	121	2.5	18	341	(1)	1	(x)	(1)	(1)	4	(x)
Second-hand books	2,427	93	14,827	154	3.3	35	812	73	18	702	4	1.9	3	11
Book rentals	848	117	22,365	133	2.8	48	1,374	220	27	1,775	1	0.5	3	42
Gifts, novelties, souvenirs, toys	3,863	152	34,007	226	4.8	58	1,484	135	15	2,845	4	1.8	1	80
Newspapers and magazines	22,949	193	54,668	182	3.8	45	1,255	1,204	14	4,367	5	2.3	1	14
Other sales	13,942	...	...	609	12.8	...	...	1,478	...	...	57	26.4	...	...
Stores not analyzing merchandise line sales	6,151	31	...	133	...	5	...	128	1	...	4	...	1	...
	MIDDLE ATLANTIC							EAST NORTH CENTRAL						
Stores analyzing merchandise line sales, total	73,021	196	...	1,449	100.0	68	...	42,960	137	...	1,102	100.0	38	...
Books	56,431	177	70,726	1,028	70.9	64	1,340	30,921	116	39,500	619	56.2	38	1,102
Stationery, printed forms, office supplies	1,713	45	12,146	25	1.7	8	168	2,662	50	14,386	126	11.4	16	619
Rare books and manuscripts	916	15	7,860	69	4.8	7	134	238	10	3,575	14	1.3	1	58
Second-hand books	594	21	2,929	38	2.6	8	193	823	18	4,055	37	3.4	5	147
Book rentals	346	25	3,927	41	2.8	14	430	62	14	4,016	17	1.5	4	83
Gifts, novelties, souvenirs, toys	678	31	4,567	68	4.7	17	392	806	25	7,166	27	2.4	9	306
Newspapers and magazines	10,246	42	23,010	41	2.9	7	179	3,969	51	9,938	55	5.0	12	304
Other sales	2,097	...	...	139	9.6	...	...	3,479	...	...	207	18.8	...	...
Stores not analyzing merchandise line sales	731	8	...	40	...	1	...	546	5	...	9	...	2	...
	WEST NORTH CENTRAL							SOUTH ATLANTIC						
Stores analyzing merchandise line sales, total	15,058	69	...	321	100.0	14	...	17,007	80	...	377	100.0	17	...
Books	8,606	62	11,618	196	61.1	14	321	13,248	73	15,796	217	57.5	17	377
Stationery, printed forms, office supplies	784	23	4,008	37	11.5	8	165	376	17	2,939	10	2.7	4	81
Rare books and manuscripts	(1)	1	(x)	(1)	(1)	1	(x)	(1)	2	(x)	(1)	(1)	3	(x)
Second-hand books	125	7	1,308	12	3.7	3	47	107	4	642	8	2.1	4	74
Book rentals	13	8	1,583	6	1.9	5	69	169	22	2,597	18	4.8	6	156
Gifts, novelties, souvenirs, toys	470	22	2,907	31	9.7	9	210	276	20	2,486	62	16.4	11	289
Newspapers and magazines	3,531	22	5,686	2	0.6	1	18	1,065	10	2,574	10	2.7	5	171
Other sales	1,529	...	...	37	11.5	...	...	1,766	...	...	52	13.8	...	...
Stores not analyzing merchandise line sales	2,621	6	...	...	...	...	...	...	...	...	...	...	...	...
	EAST SOUTH CENTRAL							WEST SOUTH CENTRAL						
Stores analyzing merchandise line sales, total	3,028	19	...					9,832	43	...	115	100.0	11	...
Books	2,208	19	3,028					8,422	39	9,510	66	57.4	11	115
Stationery, printed forms, office supplies	149	7	1,726					265	12	1,469	7	6.1	3	34
Rare books and manuscripts	...	...	...					...	...	...	...	...	...	...
Second-hand books	52	3	880	Information not shown because of high sampling variability.				(1)	2	(x)	(1)	(1)	3	(x)
Book rentals	(1)	2	(x)					7	5	365	2	1.7	1	16
Gifts, novelties, souvenirs, toys	128	7	769					89	9	731	1	0.9	1	13
Newspapers and magazines	477	11	1,205					633	10	1,433	4	3.5	4	29
Other sales	14	...	...					416	...	...	35	30.4	...	...
Stores not analyzing merchandise line sales	664	6	...					1,157	3	...	...	...	...	...
	MOUNTAIN							PACIFIC						
Stores analyzing merchandise line sales, total	5,614	22	...					34,023	101	...	661	100.0	28	...
Books	3,797	22	5,614					24,586	89	32,936	492	74.4	27	645
Stationery, printed forms, office supplies	637	11	3,414					3,194	22	12,181	9	1.4	7	112
Rare books and manuscripts	...	...	...					379	5	6,505	17	2.6	2	78
Second-hand books	57	7	1,408	Information not shown because of high sampling variability.				586	13	2,551	29	4.4	7	207
Book rentals	(1)	2	(x)					26	11	7,003	28	4.2	10	248
Gifts, novelties, souvenirs, toys	159	8	2,205					1,122	15	10,331	21	3.2	8	134
Newspapers and magazines	134	5	807					1,690	28	5,648	30	4.5	8	173
Other sales	830	...	...					2,440	...	...	35	5.3	...	...
Stores not analyzing merchandise line sales	85	1	...					219	1	...	...	...	...	...

See footnotes at end table.

Table 24C.—MERCHANDISE LINE SALES OF LARGE STORES AND MULTIUNITS, AND SMALL STORE SAMPLE—MISCELLANEOUS KINDS OF BUSINESS—KIND OF BUSINESS, BY GEOGRAPHIC DIVISION: 1948—Continued

[See text for explanatory material and description of sample data included]

Kind of business and merchandise line	Large stores and multiunits			Sample of small single unit stores				Large stores and multiunits			Sample of small single unit stores			
	Merchandise line sales	Stores reporting merchandise line		Merchandise line sales		Stores reporting merchandise line		Merchandise line sales	Stores reporting merchandise line		Merchandise line sales		Stores reporting merchandise line	
	(Thousand dollars)	Number	Total sales (Thousand dollars)	Amount (Thousand dollars)	Percent distribution	Number	Total sales (Thousand dollars)	(Thousand dollars)	Number	Total sales (Thousand dollars)	Amount (Thousand dollars)	Percent distribution	Number	Total sales (Thousand dollars)
	(1)	(2)	(3)	(4)	(5)	(6)	(7)	(1)	(2)	(3)	(4)	(5)	(6)	(7)
STATIONERY STORES	UNITED STATES							NEW ENGLAND						
Stores analyzing merchandise line sales, total	187,149	987	...	9,589	100.0	249	...	16,540	96	...				
Stationery, printed forms, office supplies	115,495	987	187,149	6,218	64.8	249	9,589	9,324	96	16,540				
Typewriters	2,918	306	61,295	224	2.3	67	2,584	269	36	5,279				
Office machines	2,646	237	48,254	132	1.4	40	1,838	315	27	5,399				
Machine rentals and repairs	1,272	176	33,121	82	0.9	41	1,759	88	18	2,960				
Commercial furniture, fixtures—nonwood	14,737	433	91,342	250	2.6	55	2,345	669	31	5,619				
Commercial furniture, fixtures—wood	9,629	360	90,744	92	1.0	38	1,514	584	28	5,303	Information not shown because of high sampling variability.			
Printing on order	13,615	340	72,418	394	4.1	61	2,253	1,013	33	5,907				
Books	5,641	243	44,521	325	3.4	69	2,666	496	23	4,945				
Gifts, novelties, souvenirs, toys	6,106	250	50,062	646	6.7	82	3,298	1,459	32	6,737				
Newspapers and magazines	1,194	94	16,665	282	2.9	48	1,762	419	17	3,956				
Other sales	13,912	...	...	944	9.8	...	...	1,848	...	...				
Stores not analyzing merchandise line sales	7,069	47	...	254	...	8	...	699	7	...				
	MIDDLE ATLANTIC							EAST NORTH CENTRAL						
Stores analyzing merchandise line sales, total	44,658	249	...	3,039	100.0	99	...	37,477	187	...	1,576	100.0	44	...
Stationery, printed forms, office supplies	30,581	249	44,658	1,955	64.3	99	3,039	23,842	187	37,477	942	59.8	44	1,576
Typewriters	549	65	11,813	7	0.2	10	421	630	61	13,830	43	2.7	9	433
Office machines	504	38	6,996	3	0.1	4	189	373	43	9,246	49	3.1	9	474
Machine rentals and repairs	125	21	4,101	3	0.1	2	77	329	36	5,983	35	2.2	10	583
Commercial furniture, fixtures—nonwood	1,817	64	13,814	73	2.4	9	453	3,100	92	23,186	39	2.5	8	433
Commercial furniture, fixtures—wood	1,488	49	12,622	8	0.3	5	202	1,909	73	19,262	14	0.9	2	118
Printing on order	4,234	109	20,789	111	3.7	16	588	1,968	43	9,656	46	2.9	4	329
Books	1,067	42	8,017	41	1.3	17	683	1,696	57	10,217	113	7.2	13	633
Gifts, novelties, souvenirs, toys	1,225	54	11,702	310	10.2	34	1,213	1,086	47	9,045	115	7.3	12	671
Newspapers and magazines	373	25	3,377	132	4.4	18	729	136	13	2,714	7	0.4	2	52
Other sales	2,695	...	...	396	13.0	...	...	2,408	...	...	173	11.0	...	...
Stores not analyzing merchandise line sales	871	7	...	181	...	5	...	3,046	18	...	47	...	1	...
	EAST NORTH CENTRAL							SOUTH ATLANTIC						
Stores analyzing merchandise line sales, total	16,789	63	...	493	100.0	21	...	22,488	104	...	890	100.0	21	...
Stationery, printed forms, office supplies	8,857	63	16,789	341	69.2	21	493	12,564	104	22,488	604	67.9	21	890
Typewriters	295	21	5,718	13	2.6	8	217	490	42	10,808	38	4.3	7	375
Office machines	306	19	5,161	3	0.6	2	71	439	36	9,940	11	1.2	6	300
Machine rentals and repairs	133	13	3,840	3	0.6	3	91	248	29	7,294	13	1.5	3	209
Commercial furniture, fixtures—nonwood	1,970	35	12,184	15	3.0	6	177	2,604	74	18,502	22	2.5	7	375
Commercial furniture, fixtures—wood	1,386	29	11,776	1	0.2	2	97	1,293	62	14,885	7	0.8	5	283
Printing on order	1,714	19	6,152	30	6.1	5	116	1,319	42	11,256	27	3.0	5	199
Books	293	14	2,753	38	7.7	5	148	567	30	6,367	11	1.2	6	273
Gifts, novelties, souvenirs, toys	206	13	2,994	15	3.0	6	182	679	33	8,768	33	3.7	6	275
Newspapers and magazines	9	3	355	16	3.3	5	121	89	10	2,192	61	6.8	5	271
Other sales	1,620	...	...	18	3.7	...	...	2,196	...	...	63	7.1	...	...
Stores not analyzing merchandise line sales	...	...	...	...	...	...	...	694	6	...	...	...	...	...
	EAST SOUTH CENTRAL							WEST SOUTH CENTRAL						
Stores analyzing merchandise line sales, total	3,064	19	...					14,677	70	...	767	100.0	23	...
Stationery, printed forms, office supplies	1,931	19	3,064					8,658	70	14,677	480	62.6	23	767
Typewriters	32	4	683					114	15	4,022	39	5.1	8	214
Office machines	59	3	558					206	21	3,255	28	3.6	6	212
Machine rentals and repairs	17	3	558					72	12	1,474	16	2.1	9	282
Commercial furniture, fixtures—nonwood	429	11	2,423					2,131	40	11,110	30	3.9	5	191
Commercial furniture, fixtures—wood	136	9	1,744	Information not shown because of high sampling variability.				1,415	41	10,800	14	1.8	8	228
Printing on order	149	6	1,068					1,189	26	6,560	42	5.5	9	195
Books	70	3	522					309	9	1,667	35	4.6	5	186
Gifts, novelties, souvenirs, toys	(1)	2	(x)					105	8	2,023	32	4.2	4	146
Newspapers and magazines	...	...	...					(1)	2	(x)	(1)	(1)	1	(x)
Other sales	241	...	...					478	...	...	51	6.6	...	...
Stores not analyzing merchandise line sales	...	...	...					709	3	...	4	...	1	...
	MOUNTAIN							PACIFIC						
Stores analyzing merchandise line sales, total	5,272	34	...					26,184	165	...	1,345	100.0	49	...
Stationery, printed forms, office supplies	2,933	34	5,272					16,785	165	26,184	981	72.9	49	1,345
Typewriters	114	15	1,790					425	47	7,352	21	1.6	9	327
Office machines	122	13	1,640					321	37	6,059	5	0.4	5	230
Machine rentals and repairs	66	10	1,476					194	34	5,435	3	0.2	5	180
Commercial furniture, fixtures—nonwood	560	25	4,504					1,457	61	11,843	15	1.1	8	313
Commercial furniture, fixtures—wood	360	22	4,553	Information not shown because of high sampling variability.				1,048	47	9,799	10	0.7	8	280
Printing on order	232	9	1,280					1,797	53	9,750	89	6.6	13	457
Books	196	16	2,923					947	49	7,110	33	2.5	12	311
Gifts, novelties, souvenirs, toys	133	9	857					1,181	52	7,400	74	5.5	17	441
Newspapers and magazines	...	...	...					139	24	3,866	12	0.9	5	140
Other sales	596	...	...					1,840	...	...	102	7.6	...	...
Stores not analyzing merchandise line sales	401	1	...					649	5	...	22	...	1	...

See footnotes at end of table.

Table 24C.—MERCHANDISE LINE SALES OF LARGE STORES AND MULTIUNITS, AND SMALL STORE SAMPLE—MISCELLANEOUS KINDS OF BUSINESS—KIND OF BUSINESS, BY GEOGRAPHIC DIVISION*: 1948—Continued

[See text for explanatory material and description of sample data included]

Kind of business and merchandise line	Large stores and multiunits			Sample of small single unit stores				Large stores and multiunits			Sample of small single unit stores			
	Merchandise line sales	Stores reporting merchandise line		Merchandise line sales		Stores reporting merchandise line		Merchandise line sales	Stores reporting merchandise line		Merchandise line sales		Stores reporting merchandise line	
	(Thousand dollars)	Number	Total sales (Thousand dollars)	Amount (Thousand dollars)	Percent distribution	Number	Total sales (Thousand dollars)	(Thousand dollars)	Number	Total sales (Thousand dollars)	Amount (Thousand dollars)	Percent distribution	Number	Total sales (Thousand dollars)
	(1)	(2)	(3)	(4)	(5)	(6)	(7)	(1)	(2)	(3)	(4)	(5)	(6)	(7)
SPORTING GOODS STORES	UNITED STATES							NEW ENGLAND						
Stores analyzing merchandise line sales, total	159,887	970	...	14,639	100.0	602	...	8,510	71	...	901	100.0	48	...
Sporting goods, games, toys	129,249	970	159,887	12,597	86.1	602	14,639	6,654	71	8,510	714	79.2	48	901
Cameras, photo equipment and supplies	3,738	127	45,337	23	0.2	22	814	238	4	1,391	9	1.0	4	149
Luggage and leather goods	2,134	154	47,520	89	0.6	44	1,584	34	8	1,154	14	1.5	2	118
Bicycles, parts and supplies	1,884	179	31,438	205	1.4	73	2,114	75	10	1,130	25	2.8	6	158
Radios, television sets and parts	1,701	100	25,685	77	0.5	17	563	(1)	2	(x)	(1)		2	(x)
Household appliances	2,408	97	18,798	174	1.2	39	1,364	30	3	315	6	0.7	3	76
Other sales	18,773	...	...	1,469	10.0	...	...	1,479	...	...	133	14.8	...	...
Stores not analyzing merchandise line sales	3,400	24	...	117	...	6	...	1,252	5	...	...	...	...	...
	MIDDLE ATLANTIC							EAST NORTH CENTRAL						
Stores analyzing merchandise line sales, total	43,646	221	...	3,095	100.0	139	...	35,705	187	...	3,266	100.0	133	...
Sporting goods, games, toys	31,922	221	43,646	2,726	88.1	139	3,095	30,310	187	35,705	2,612	80.0	133	3,266
Cameras, photo equipment and supplies	1,305	42	16,686	5	.2	8	268	351	16	9,044	1	(z)	4	132
Luggage and leather goods	1,239	44	16,271	35	1.1	15	481	228	28	11,137	8	0.2	8	310
Bicycles, parts and supplies	412	46	8,526	32	1.0	18	453	320	36	7,751	89	2.7	22	764
Radios, television sets and parts	935	38	9,426	19	0.6	4	112	245	18	7,255	22	0.7	4	167
Household appliances	1,114	34	7,857	10	0.3	7	134	279	13	1,685	43	1.3	9	315
Other sales	6,719	...	...	268	8.7	...	...	3,472	...	...	491	15.1	...	...
Stores not analyzing merchandise line sales	20	1	...	26	...	1	...	473	3	...	...	...	...	...
	WEST NORTH CENTRAL							SOUTH ATLANTIC						
Stores analyzing merchandise line sales, total	11,955	59	...	1,392	100.0	50	...	15,757	93	...	955	100.0	50	...
Sporting goods, games, toys	10,043	59	11,955	1,142	82.0	50	1,392	13,323	93	15,757	882	92.4	50	955
Cameras, photo equipment and supplies	444	11	4,057	...	...	...	...	367	18	4,330	...	...	...	...
Luggage and leather goods	74	10	2,787	4	0.3	3	134	140	12	3,013	8	0.8	2	93
Bicycles, parts and supplies	50	8	2,494	7	0.5	6	113	451	31	5,378	9	1.0	4	38
Radios, television sets and parts	60	9	3,147	20	1.4	2	128	234	12	2,829	4	0.4	3	74
Household appliances	245	8	2,961	40	2.9	7	232	421	15	3,084	6	0.6	3	74
Other sales	1,039	...	...	179	12.9	...	...	821	...	...	46	4.8	...	...
Stores not analyzing merchandise line sales	330	3	...	...	...	...	...	158	1	...	...	...	...	...
	EAST SOUTH CENTRAL							WEST SOUTH CENTRAL						
Stores analyzing merchandise line sales, total	5,252	35	...					12,859	73	...	981	100.0	36	...
Sporting goods, games, toys	4,888	35	5,252					9,956	73	12,859	808	82.4	36	981
Cameras, photo equipment and supplies	52	3	532					385	8	3,804	...	...	...	...
Luggage and leather goods	6	6	699					202	16	5,386	6	0.6	5	113
Bicycles, parts and supplies	29	8	958	Information not shown because of high sampling variability.				117	10	2,200	20	2.0	6	164
Radios, television sets and parts	18	4	499					138	5	1,291	...	...	...	...
Household appliances	45	4	490					120	6	1,096	63	6.4	6	292
Other sales	214	...	...					1,941	...	...	84	8.6	...	...
Stores not analyzing merchandise line sales	336	2	...					170	2	...	...	...	...	...
	MOUNTAIN							PACIFIC						
Stores analyzing merchandise line sales, total	8,867	57	...					17,336	174	...	2,630	100.0	100	...
Sporting goods, games, toys	7,312	57	8,867					14,341	174	17,336	2,454	93.3	100	2,630
Cameras, photo equipment and supplies	229	13	3,927					767	7	1,556	7	0.3	3	93
Luggage and leather goods	147	23	6,390					64	7	683	2	0.1	5	124
Bicycles, parts and supplies	101	12	1,135	Information not shown because of high sampling variability.				329	18	1,866	5	0.2	5	148
Radios, television sets and parts	38	7	652					30	5	359	...	...	...	...
Household appliances	68	6	770					86	8	540	...	...	...	...
Other sales	972	...	...					2,119	...	...	162	6.1	...	...
Stores not analyzing merchandise line sales	182	2	...					479	5	...	53	...	3	...
BICYCLE STORES	UNITED STATES							MIDDLE ATLANTIC						
Stores analyzing merchandise line sales, total	7,244	109	...	2,672	100.0	140	...	565	15	...				
Bicycles, parts and supplies	5,191	109	7,244	2,076	77.7	140	2,672	330	15	565				
Sporting goods, games, toys	667	39	2,855	155	5.8	31	612	37	5	262	Information not shown because of high sampling variability.			
Other sales	1,386	...	...	441	16.5	...	...	198	...	...				
Stores not analyzing merchandise line sales	138	1	...	3	...	1	...	...	...	...				
	EAST NORTH CENTRAL							SOUTH ATLANTIC						
Stores analyzing merchandise line sales, total	2,071	17	...					1,089	18	...				
Bicycles, parts and supplies	1,376	17	2,071					935	18	1,089				
Sporting goods, games, toys	65	4	313	Information not shown because of high sampling variability.				60	7	484	Information not shown because of high sampling variability.			
Other sales	630	...	...					94	...	...				
Stores not analyzing merchandise line sales	...	...	...					138	1	...				
	EAST SOUTH CENTRAL							PACIFIC						
Stores analyzing merchandise line sales, total	500	10	...					1,407	29	...				
Bicycles, parts and supplies	384	10	500					986	29	1,407				
Sporting goods, games, toys	(1)	2	(x)	Information not shown because of high sampling variability.				323	12	955	Information not shown because of high sampling variability.			
Other sales	116	...	...					98	...	...				
Stores not analyzing merchandise line sales	...	...	...					...	...	...				

See footnotes at end of table.

Table 24C.—MERCHANDISE LINE SALES OF LARGE STORES AND MULTIUNITS, AND SMALL STORE SAMPLE—MISCELLANEOUS KINDS OF BUSINESS—KIND OF BUSINESS, BY GEOGRAPHIC DIVISION: 1948—Continued

[See text for explanatory material and description of sample data included]

Kind of business and merchandise line	Large stores and multiunits			Sample of small single unit stores				Large stores and multiunits			Sample of small single unit stores			
	Merchandise line sales (Thousand dollars) (1)	Stores reporting merchandise line Number (2)	Stores reporting merchandise line Total sales (Thousand dollars) (3)	Merchandise line sales Amount (Thousand dollars) (4)	Merchandise line sales Percent distribution (5)	Stores reporting merchandise line Number (6)	Stores reporting merchandise line Total sales (Thousand dollars) (7)	Merchandise line sales (Thousand dollars) (1)	Stores reporting merchandise line Number (2)	Stores reporting merchandise line Total sales (Thousand dollars) (3)	Merchandise line sales Amount (Thousand dollars) (4)	Merchandise line sales Percent distribution (5)	Stores reporting merchandise line Number (6)	Stores reporting merchandise line Total sales (Thousand dollars) (7)
FLORISTS	UNITED STATES							NEW ENGLAND						
Stores analyzing merchandise line sales, total	46,715	1,38-	...	26,479	100.0	1,277	...	4,645	84	...	1,913	100.0	92	...
Cut flowers, wreaths, displays	34,896	1,352	33,432	14,230	53.7	1,264	26,308	3,442	84	4,645	1,456	76.1	91	1,883
Potted growing plants	14,231	1,06-	33,373	4,264	16.1	948	21,171	760	73	4,209	298	15.6	65	1,459
Seeds, bulbs, nursery stock	3,309	388	28,451	655	2.5	270	6,319	162	37	2,375	61	3.2	23	511
Pottery and giftware	4,471	815	60,744	1,219	4.6	623	15,008	167	52	3,428	38	2.0	29	776
Other sales	2,329	...	...	671	2.5	...	...	112	...	...	60	3.1	...	...
Stores not analyzing merchandise line sales	7,733	⁎	...	1,323	...	50	...	663	11	...	229	...	6	...
	MIDDLE ATLANTIC							EAST NORTH CENTRAL						
Stores analyzing merchandise line sales, total	22,097	331	...	4,776	100.0	337	...	19,943	277	...	5,718	100.0	261	...
Cut flowers, wreaths, displays	16,492	322	21,884	3,[illegible]	76.1	335	6,747	14,126	271	19,303	3,946	69.0	255	5,637
Potted growing plants	3,301	237	15,918	1,084	16.0	242	5,373	3,032	226	17,006	1,236	21.6	222	5,083
Seeds, bulbs, nursery stock	380	65	3,975	72	1.5	55	1,150	934	88	7,407	108	1.9	68	1,422
Pottery and giftware	859	164	11,225	2[illegible]	3.6	125	3,291	1,124	170	13,029	287	5.0	156	3,695
Other sales	565	...	...	126	2.8	...	...	722	...	...	141	2.5	...	...
Stores not analyzing merchandise line sales	969	16	969	71	...	4	...	1,661	17	...	428	...	13	...
	WEST NORTH CENTRAL							SOUTH ATLANTIC						
Stores analyzing merchandise line sales, total	8,441	95	...	2,108	100.0	73	...	13,999	189	...	3,005	100.0	150	...
Cut flowers, wreaths, displays	6,109	95	8,941	1,465	69.5	73	2,108	10,923	187	13,980	2,365	78.7	150	3,005
Potted growing plants	1,624	76	8,143	375	17.8	60	1,768	2,035	149	11,417	369	12.3	101	2,367
Seeds, bulbs, nursery stock	210	32	2,977	90	4.3	21	703	261	52	4,127	34	1.1	18	429
Pottery and giftware	734	75	7,587	129	6.1	48	1,448	574	105	8,385	161	5.4	69	1,699
Other sales	264	...	...	49	2.3	...	...	206	...	...	76	2.5	...	...
Stores not analyzing merchandise line sales	548	7	...	90	...	3	...	249	4	...	52	...	4	...
	EAST SOUTH CENTRAL							WEST SOUTH CENTRAL						
Stores analyzing merchandise line sales, total	4,594	59	...	958	100.0	67	...	7,175	127	...	2,320	100.0	120	...
Cut flowers, wreaths, displays	3,787	59	4,594	699	73.0	67	958	5,085	119	7,065	1,771	76.3	118	2,275
Potted growing plants	578	46	3,531	149	15.5	53	813	1,211	95	5,840	241	10.4	82	1,609
Seeds, bulbs, nursery stock	102	11	875	19	2.0	14	270	277	41	2,332	158	6.8	27	715
Pottery and giftware	111	27	1,895	59	6.2	28	505	378	84	5,225	104	4.5	63	1,180
Other sales	16	...	...	32	3.3	...	...	224	...	...	46	2.0	...	...
Stores not analyzing merchandise line sales	255	3	...	71	...	3	...	1,068	12	...	43	...	4	...
	MOUNTAIN							PACIFIC						
Stores analyzing merchandise line sales, total	3,[illegible]24	41	...	858	100.0	34	...	10,247	179	...	2,843	100.0	143	...
Cut flowers, wreaths, displays	1,809	39	2,910	622	72.5	34	858	7,500	175	10,110	2,262	79.6	141	2,837
Potted growing plants	403	34	2,794	163	19.0	27	805	1,287	129	8,513	289	10.2	96	1,894
Seeds, bulbs, nursery stock	468	22	2,321	21	2.4	14	463	515	40	2,562	66	2.3	30	656
Pottery and giftware	242	26	2,254	40	4.7	23	708	777	112	7,721	157	5.5	82	1,698
Other sales	52	...	...	12	1.4	...	...	168	...	...	69	2.4	...	...
Stores not analyzing merchandise line sales	430	10	...	205	...	4	...	1,890	16	...	134	...	9	...
CIGAR STORES AND STANDS	UNITED STATES							NEW ENGLAND						
Stores analyzing merchandise line sales, total	303,647	2,38-	...	23,366	100.0	1,199	...	31,804	221	...	2,447	100.0	102	...
Cigars, cigarettes, tobacco	259,151	2,38-	303,447	14,242	60.9	1,199	23,366	26,959	221	31,804	1,333	54.5	102	2,447
Candy, nuts, confectionery	17,923	1,28-	113,343	2,496	10.7	921	16,848	972	114	12,791	239	9.8	73	1,695
Fountain and meals	6,164	341	24,066	2,217	9.5	497	10,085	728	19-	2,424	248	10.1	37	1,006
Canned goods, other groceries	1,436	103	10,857	608	2.6	229	3,756	94	11	567	155	6.3	42	927
Other sales	23,768	...	...	3,803	16.3	...	...	3,051	...	...	472	19.3	...	...
Stores not analyzing merchandise line sales	3,364	26	...	168	...	12	...	804	4	...	29	...	2	...
	MIDDLE ATLANTIC							EAST NORTH CENTRAL						
Stores analyzing merchandise line sales, total	111,142	71-	...	13,261	100.0	702	...	56,829	553	...	3,535	100.0	173	...
Cigars, cigarettes, tobacco	94,479	71-	111,142	7,840	59.1	702	13,261	48,432	553	56,829	2,349	66.5	173	3,535
Candy, nuts, confectionery	5,715	37-	44,336	1,590	12.0	483	10,521	2,373	302	20,365	312	8.8	110	2,210
Fountain and meals	1,613	69	6,542	1,459	11.0	354	6,661	930	94	5,218	290	8.2	62	1,484
Canned goods, other groceries	449	29	2,403	243	1.8	96	1,462	217	15	1,765	75	2.1	44	559
Other sales	8,881	...	...	2,129	16.1	...	...	4,877	...	...	509	14.4	...	...
Stores not analyzing merchandise line sales	668	2	...	42	...	4	...	198	3	...	18	...	2	...
	WEST NORTH CENTRAL							SOUTH ATLANTIC						
Stores analyzing merchandise line sales, total	2,827	141	...	955	100.0	46	...	33,054	187	...	679	100.0	41	...
Cigars, cigarettes, tobacco	1[illegible],479	141	15,[illegible]27	620	64.9	46	955	29,149	187	33,054	463	68.2	41	679
Candy, nuts, confectionery	461	86	3,578	95	9.9	37	660	1,372	95	15,833	59	8.7	27	345
Fountain and meals	161	20	1,738	68	7.1	12	248	1,177	64	4,102	5	0.7	5	23
Canned goods, other groceries	71	7	444	44	4.6	14	301	179	9	4,102	29	4.3	13	155
Other sales	884	...	...	128	13.3	...	...	1,167	...	...	123	18.1	...	...
Stores not analyzing merchandise line sales	506	2	...	...	...	...	...	73	3	...	...	...	...	...

Table 24C.—MERCHANDISE LINE SALES OF LARGE STORES AND MULTIUNITS, AND SMALL STORE SAMPLE—MISCELLANEOUS KINDS OF BUSINESS—KIND OF BUSINESS, BY GEOGRAPHIC DIVISION: 1948—Continued

[See text for explanatory material and description of sample data included]

Kind of business and merchandise line	Large stores and multiunits			Sample of small single unit stores				Large stores and multiunits			Sample of small single unit stores			
	Merchandise line sales (Thousand dollars) (1)	Stores reporting merchandise line: Number (2)	Stores reporting merchandise line: Total sales (Thousand dollars) (3)	Merchandise line sales: Amount (Thousand dollars) (4)	Merchandise line sales: Percent distribution (5)	Stores reporting merchandise line: Number (6)	Stores reporting merchandise line: Total sales (Thousand dollars) (7)	Merchandise line sales (Thousand dollars) (1)	Stores reporting merchandise line: Number (2)	Stores reporting merchandise line: Total sales (Thousand dollars) (3)	Merchandise line sales: Amount (Thousand dollars) (4)	Merchandise line sales: Percent distribution (5)	Stores reporting merchandise line: Number (6)	Stores reporting merchandise line: Total sales (Thousand dollars) (7)
	EAST SOUTH CENTRAL							WEST SOUTH CENTRAL						
CIGAR STORES AND STANDS														
Stores analyzing merchandise line sales, total	5,091	50	...	1.49	100.0	11	...	14,655	135	...	419	100.0	23	...
Cigars, cigarettes, tobacco	4,798	50	5,591	97	42.7	11	199	13,047	135	14,655	268	64.0	23	419
Candy, nuts, confectionery	289	33	2,323	12	6.3	8	104	610	93	3,443	48	11.5	19	326
Fountain and meals	179	10	725	25	12.6	4	132	202	38	906	52	12.4	4	161
Canned goods, other groceries	23	7	187	12	6.0	7	177	64	11	359	6	1.4	4	25
Other sales	304	...	...	55	27.7	...	...	732	...	...	45	10.7	...	...
Stores not analyzing merchandise line sales	...	...	...	...	...	...	...	14	1	...	...	...	...	...
	MOUNTAIN							PACIFIC						
Stores analyzing merchandise line sales, total	5,066	63	...					29,444	271	...	1,512	100.0	84	...
Cigars, cigarettes, tobacco	3,815	63	5,066					24,593	271	29,444	1,078	71.3	84	1,512
Candy, nuts, confectionery	265	45	1,936					867	140	9,238	114	7.5	53	787
Fountain and meals	204	9	813	Information not shown because of high sampling variability.				571	18	1,556	44	2.9	11	201
Canned goods, other groceries	(1)	1	(x)					351	13	1,137	33	2.2	9	150
Other sales	777	...	...					3,062	...	...	243	16.1	...	...
Stores not analyzing merchandise line sales	133	1	...					968	10	...	79	...	4	...
	UNITED STATES							NEW ENGLAND						
NEWS DEALERS, NEWSSTANDS														
Stores analyzing merchandise line sales, total	97,827	1,580	...	12,074	100.0	504	...	10,882	139	...	1,996	100.0	56	...
Newspapers and magazines	62,121	1,580	97,827	7,271	60.2	504	12,074	6,754	139	10,882	1,153	57.8	56	1,996
Stationery, printed forms, office supplies	1,124	76	7,917	293	2.4	69	2,302	190	17	2,150	33	1.6	7	349
Books	491	84	8,696	98	0.8	22	919	65	17	1,833	44	2.2	3	289
Gifts, novelties, souvenirs, toys	2,246	298	21,519	393	3.3	98	3,194	416	60	4,690	164	8.2	20	1,031
Cigars, cigarettes, tobacco	14,530	1,312	64,746	2,152	17.8	354	9,498	1,549	111	8,162	365	18.3	44	1,611
Candy, nuts, confectionery	8,605	1,262	61,539	853	7.1	299	7,972	746	109	7,767	130	6.5	37	1,379
Fountain and meals	2,203	127	10,700	484	4.0	112	3,409	563	28	2,677	74	3.7	17	687
Other sales	6,507	...	...	530	4.4	...	...	599	...	...	33	1.7	...	...
Stores not analyzing merchandise line sales	1,247	17	...	837	...	17	...	279	3	...	194	...	2	...
	MIDDLE ATLANTIC							EAST NORTH CENTRAL						
Stores analyzing merchandise line sales, total	42,884	924	...	4,744	100.0	202	...	16,362	182	...	2,061	100.0	77	...
Newspapers and magazines	24,821	924	42,884	2,841	59.9	202	4,744	11,692	182	16,362	1,152	55.9	77	2,061
Stationery, printed forms, office supplies	382	26	2,642	181	3.8	45	1,559	242	13	1,466	6	0.3	3	65
Books	47	8	855	4	0.1	4	130	142	17	1,992	28	1.4	6	320
Gifts, novelties, souvenirs, toys	734	98	5,889	112	2.4	37	1,198	397	34	3,495	60	2.9	11	345
Cigars, cigarettes, tobacco	8,397	847	34,938	876	18.5	137	3,715	1,862	125	7,953	369	17.9	57	1,671
Candy, nuts, confectionery	5,135	833	32,498	366	7.7	121	3,266	1,056	114	8,046	159	7.7	53	1,393
Fountain and meals	483	33	2,681	187	3.9	40	1,278	130	13	943	141	6.8	25	836
Other sales	2,885	...	...	177	3.7	...	...	841	...	...	146	7.1	...	...
Stores not analyzing merchandise line sales	79	3	...	193	...	8	...	690	7	...	34	...	2	...
	WEST NORTH CENTRAL							SOUTH ATLANTIC						
Stores analyzing merchandise line sales, total	3,554	33	...					8,133	132	...	1,320	100.0	52	...
Newspapers and magazines	2,933	33	3,554					4,942	132	8,133	841	63.7	52	1,320
Stationery, printed forms, office supplies	(1)	2	(x)					33	3	192	19	1.4	2	76
Books	47	6	600					59	6	889	2	0.2	3	22
Gifts, novelties, souvenirs, toys	24	8	558					349	48	3,065	31	2.4	13	303
Cigars, cigarettes, tobacco	283	16	1,060	Information not shown because of high sampling variability.				960	101	4,950	211	16.0	39	1,100
Candy, nuts, confectionery	135	14	1,031					632	95	4,571	94	7.1	36	999
Fountain and meals	21	4	143					530	29	2,253	36	2.7	8	238
Other sales	111	...	...					628	...	...	86	6.5	...	...
Stores not analyzing merchandise line sales	25	1	...					...	...	...	...	...	...	...
	EAST SOUTH CENTRAL							WEST SOUTH CENTRAL						
Stores analyzing merchandise line sales, total	1,788	30	...					3,992	38	...				
Newspapers and magazines	982	30	1,788					3,285	38	3,992				
Stationery, printed forms, office supplies	...	...	...					...	...	...				
Books	(1)	2	(x)					34	8	485				
Gifts, novelties, souvenirs, toys	18	6	320	Information not shown because of high sampling variability.				24	10	556	Information not shown because of high sampling variability.			
Cigars, cigarettes, tobacco	309	25	1,344					211	25	1,432				
Candy, nuts, confectionery	235	23	1,182					89	17	980				
Fountain and meals	54	4	214					65	7	378				
Other sales	190	...	...					284	...	...				
Stores not analyzing merchandise line sales	...	...	...					130	1	...				
	MOUNTAIN							PACIFIC						
Stores analyzing merchandise line sales, total	1,773	21	...					8,459	81	...	684	100.0	33	...
Newspapers and magazines	1,239	21	1,773					5,473	81	8,459	429	62.7	33	684
Stationery, printed forms, office supplies	39	3	291					225	12	996	40	5.8	6	116
Books	24	9	533					70	13	1,428	15	2.2	2	93
Gifts, novelties, souvenirs, toys	13	9	382	Information not shown because of high sampling variability.				271	25	2,564	4	0.6	4	93
Cigars, cigarettes, tobacco	171	15	922					788	47	4,525	120	17.6	26	510
Candy, nuts, confectionery	102	14	896					475	43	4,189	37	5.4	22	363
Fountain and meals	...	...	...					357	9	1,411	18	2.6	7	97
Other sales	185	...	...					800	...	...	21	3.1	...	...
Stores not analyzing merchandise line sales	7	1	...					37	1	...	56	...	1	...

See footnotes at end of table.

Table 24C.—MERCHANDISE LINE SALES OF LARGE STORES AND MULTIUNITS, AND SMALL STORE SAMPLE—MISCELLANEOUS KINDS OF BUSINESS—KIND OF BUSINESS, BY GEOGRAPHIC DIVISION: 1948—Continued

[See text for explanatory material and description of sample data included]

Kind of business and merchandise line	Large stores and multiunits: Merchandise line sales (Thousand dollars) (1)	Large stores and multiunits: Stores reporting merchandise line: Number (2)	Large stores and multiunits: Stores reporting merchandise line: Total sales (Thousand dollars) (3)	Sample of small single unit stores: Merchandise line sales: Amount (Thousand dollars) (4)	Sample of small single unit stores: Merchandise line sales: Percent distribution (5)	Sample of small single unit stores: Stores reporting merchandise line: Number (6)	Sample of small single unit stores: Stores reporting merchandise line: Total sales (Thousand dollars) (7)	Large stores and multiunits: Merchandise line sales (Thousand dollars) (1)	Large stores and multiunits: Stores reporting merchandise line: Number (2)	Large stores and multiunits: Stores reporting merchandise line: Total sales (Thousand dollars) (3)	Sample of small single unit stores: Merchandise line sales: Amount (Thousand dollars) (4)	Sample of small single unit stores: Merchandise line sales: Percent distribution (5)	Sample of small single unit stores: Stores reporting merchandise line: Number (6)	Sample of small single unit stores: Stores reporting merchandise line: Total sales (Thousand dollars) (7)
GIFT, NOVELTY, SOUVENIR STORES	UNITED STATES							NEW ENGLAND						
Stores analyzing merchandise line sales, total	[illegible]	[illegible]	...	[illegible]	[illegible]	[illegible]	...	[illegible]	[illegible]	...	[illegible]	[illegible]	[illegible]	...
Gifts, novelties, souvenirs	[illegible]	[illegible]	[illegible]	[illegible],211	[illegible]	[illegible]	[illegible]	[illegible]	[illegible]	[illegible]	[illegible]	[illegible]	[illegible]	[illegible]
Toys	[illegible]	13[illegible]	[illegible]	[illegible]	[illegible]	[illegible]	[illegible]	[illegible]	[illegible]	579	[illegible]	[illegible]	17	[illegible]
Stamps, coins, collectors' supplies	[illegible]	[illegible]	[illegible]	[illegible]	.1	17	[illegible]	(1)	1	(x)	(1)	(1)	[illegible]	(x)
Religious (church) goods	[illegible]	[illegible]	[illegible]	54	.3	47	[illegible]	[illegible]	6	152	...	...	[illegible]	37
Other sales	[illegible]	...	...	[illegible]	14.[illegible]	...	...	[illegible]	...	...	[illegible]	[illegible]	...	...
Stores not analyzing merchandise line sales	[illegible]	14	...	151	...	8	...	...	...	...	51	...	4	...
	MIDDLE ATLANTIC							EAST NORTH CENTRAL						
Stores analyzing merchandise line sales, total	13,371	[illegible]	...	5,148	100.0	[illegible]	...	11,352	122	...	2,916	100.0	201	...
Gifts, novelties, souvenirs	10,296	[illegible]	13,371	[illegible]	79.1	323	5,148	8,728	122	11,352	2,476	84.9	201	2,916
Toys	715	42	2,366	171	3.3	44	679	1,277	15	3,860	112	3.8	26	516
Stamps, coins, collectors' supplies	20	[illegible]	312	2	(z)	4	66	...	...	...	2	.1	4	22
Religious (church) goods	4	[illegible]	115	38	0.7	21	359	29	5	114	8	.3	6	65
Other sales	2,346	...	...	867	16.9	...	...	1,318	...	...	[illegible]	[illegible]	...	...
Stores not analyzing merchandise line sales	410	3	...	12	...	1	...	11	1	...	40	...	1	...
	WEST NORTH CENTRAL							SOUTH ATLANTIC						
Stores analyzing merchandise line sales, total	3,244	47	...	736	100.0	80	...	3,526	111	...	1,367	100.0	122	...
Gifts, novelties, souvenirs	2,435	47	3,244	586	79.6	80	736	2,837	111	3,526	1,187	86.8	122	1,367
Toys	196	[illegible]	554	13	1.8	13	168	180	23	704	37	2.7	16	201
Stamps, coins, collectors' supplies	...	...	...	1	0.1	2	26	(1)	1	(x)	(1)	(1)	1	(x)
Religious (church) goods	(1)	2	(x)	(1)	(1)	7	(x)	(1)	2	(x)	...	...	...	...
Other sales	613	...	...	136	18.5	...	...	509	...	...	143	[illegible]	...	...
Stores not analyzing merchandise line sales	...	...	...	...	...	...	...	40	1	...	...	...	...	...
	EAST SOUTH CENTRAL							WEST SOUTH CENTRAL						
Stores analyzing merchandise line sales, total	656	21	...	Information not shown because of high sampling variability.				2,414	61	...	Information not shown because of high sampling variability.			
Gifts, novelties, souvenirs	467	21	656					1,829	61	2,414				
Toys	(1)	2	(x)					23	11	178				
Stamps, coins, collectors' supplies	...	...	...					...	...	...				
Religious (church) goods	...	...	...					57	6	161				
Other sales	189	...	...					505	...	...				
Stores not analyzing merchandise line sales	51	2	...					229	2	...				
	MOUNTAIN							PACIFIC						
Stores analyzing merchandise line sales, total	3,163	76	...	Information not shown because of high sampling variability.				5,068	153	...	2,489	100.0	163	...
Gifts, novelties, souvenirs	2,646	76	3,163					4,514	153	5,068	1,945	78.1	163	2,489
Toys	(1)	1	(x)					132	11	415	31	1.2	11	132
Stamps, coins, collectors' supplies	(1)	1	(x)					(1)	1	(x)	(1)	(1)	1	(x)
Religious (church) goods	(1)	1	(x)					...	...	...	4	0.2	2	32
Other sales	517	...	...					422	...	...	509	20.5	...	...
Stores not analyzing merchandise line sales	...	...	...					294	5	273	14	...	1	...
MUSIC STORES	UNITED STATES							NEW ENGLAND						
Stores analyzing merchandise line sales, total	[illegible]20,331	1,356	...	12,264	100.0	468	...	9,921	71	...	1,161	100.0	35	...
Pianos, musical instruments, phonographs	[illegible]	[illegible]	[illegible]	6,141	50.1	325	9,445	4,909	55	8,382	472	40.6	26	923
Radios, television sets and parts	29,726	696	[illegible]	921	7.5	145	5,720	1,429	43	8,197	109	9.4	16	753
Phonograph records	31,565	[illegible]	[illegible]	3,934	32.1	289	7,616	2,131	59	8,044	397	34.2	22	770
Major household appliances	9,715	230	59,450	141	1.1	26	998	336	10	1,369	38	3.3	4	234
Housewares (inc. electric)	1,532	157	[illegible]	74	0.6	27	896	22	5	408	13	1.1	2	114
Service and repair department	[illegible]	[illegible]	[illegible]	[illegible]	3.7	147	[illegible]	283	31	6,235	60	5.2	10	525
Other sales	[illegible]	...	...	[illegible]	4.9	...	...	761	...	...	72	6.2	...	...
Stores not analyzing merchandise line sales	[illegible]	19	...	[illegible]	...	[illegible]	...	191	4	...	...	...	...	...
	MIDDLE ATLANTIC							EAST NORTH CENTRAL						
Stores analyzing merchandise line sales, total	[illegible]	[illegible]	...	[illegible]	100.0	114	...	[illegible]	286	...	[illegible]	100.0	110	...
Pianos, musical instruments, phonographs	[illegible]	[illegible]	[illegible]	[illegible]	[illegible]	68	[illegible]	[illegible]	[illegible]	[illegible]	1,282	47.8	[illegible]	1,787
Radios, television sets and parts	[illegible]	[illegible]	[illegible]	[illegible]	[illegible]	[illegible]	[illegible]	[illegible]	[illegible]	[illegible]	[illegible]	[illegible]	[illegible]	993
Phonograph records	[illegible]	[illegible]	[illegible]	[illegible]	[illegible]	75	[illegible]	[illegible]	[illegible]	[illegible]	[illegible]	[illegible]	[illegible]	[illegible]
Major household appliances	[illegible]	[illegible]	[illegible]	[illegible]	[illegible]	5	[illegible]	[illegible]	[illegible]	[illegible]	[illegible]	[illegible]	3	66
Housewares (inc. electric)	[illegible]	[illegible]	[illegible]	[illegible]	[illegible]	5	[illegible]	[illegible]	[illegible]	[illegible]	[illegible]	[illegible]	[illegible]	[illegible]
Service and repair department	[illegible]	[illegible]	[illegible]	[illegible]	[illegible]	[illegible]	[illegible]	[illegible]	135	[illegible]	[illegible]	[illegible]	33	[illegible]
Other sales	[illegible]	...	...	[illegible]	[illegible]	...	...	[illegible]	...	...	[illegible]	[illegible]	...	...
Stores not analyzing merchandise line sales	[illegible]	[illegible]	...	[illegible]	...	[illegible]	...	[illegible]		...	...	...	...	...

Table 24C.—MERCHANDISE LINE SALES OF LARGE STORES AND MULTIUNITS, AND SMALL STORE SAMPLE—MISCELLANEOUS KINDS OF BUSINESS—KIND OF BUSINESS, BY GEOGRAPHIC DIVISION*: 1948—Continued

[See text for explanatory material and description of sample data included]

Kind of business and merchandise line	Large stores and multiunits			Sample of small single unit stores				Large stores and multiunits			Sample of small single unit stores			
	Merchandise line sales (Thousand dollars) (1)	Stores reporting merchandise line: Number (2)	Stores reporting merchandise line: Total sales (Thousand dollars) (3)	Merchandise line sales: Amount (Thousand dollars) (4)	Merchandise line sales: Percent distribution (5)	Stores reporting merchandise line: Number (6)	Stores reporting merchandise line: Total sales (Thousand dollars) (7)	Merchandise line sales (Thousand dollars) (1)	Stores reporting merchandise line: Number (2)	Stores reporting merchandise line: Total sales (Thousand dollars) (3)	Merchandise line sales: Amount (Thousand dollars) (4)	Merchandise line sales: Percent distribution (5)	Stores reporting merchandise line: Number (6)	Stores reporting merchandise line: Total sales (Thousand dollars) (7)
MUSIC STORES	WEST NORTH CENTRAL							SOUTH ATLANTIC						
Stores analyzing merchandise line sales, total	25,063	137	...	1,474	100.0	40	...	22,350	175	...	1,240	100.0	45	...
Pianos, musical instruments, phonographs	15,885	124	24,354	998	67.7	34	1,331	13,497	127	20,193	591	47.7	33	1,196
Radios, television sets and parts	3,140	74	17,630	147	10.0	21	827	2,434	91	15,802	139	11.2	19	721
Phonograph records	2,477	84	16,977	224	15.2	19	608	4,091	136	17,398	359	28.9	31	789
Major household appliances	1,384	27	8,988	27	1.8	3	129	377	20	3,749	12	1.0	1	61
Housewares (inc. electric)	308	19	7,562	...	...	2	17	186	17	3,361	11	0.9	3	67
Service and repair department	522	71	15,910	47	3.2	18	646	641	65	14,143	68	5.5	17	625
Other sales	1,297	...	...	31	2.1	...	...	1,124	...	...	60	4.8	...	...
Stores not analyzing merchandise line sales	1,118	3	...	...	...	...	...	128	1	...	54	...	2	...
	EAST SOUTH CENTRAL							WEST SOUTH CENTRAL						
Stores analyzing merchandise line sales, total	9,066	66	...	272	100.0	14	...	21,132	127	...	785	100.0	35	...
Pianos, musical instruments, phonographs	6,207	49	8,551	145	53.3	10	203	14,072	116	20,377	545	69.4	26	657
Radios, television sets and parts	594	27	5,119	25	9.2	3	129	2,242	67	13,521	34	4.3	10	301
Phonograph records	1,376	46	5,874	85	31.3	8	162	2,307	78	14,624	152	19.4	19	387
Major household appliances	327	8	1,830	...	...	...	...	1,461	33	9,321	2	0.3	2	23
Housewares (inc. electric)	36	3	335	...	...	...	...	164	15	4,243	5	0.6	1	58
Service and repair department	190	17	4,291	...	...	...	...	463	54	13,030	9	1.1	7	109
Other sales	336	...	...	17	6.2	...	...	423	...	...	38	4.9	...	...
Stores not analyzing merchandise line sales	...	...	...	9	...	1	...	645	3	...	52	...	1	...
	MOUNTAIN							PACIFIC						
Stores analyzing merchandise line sales, total	10,160	57	...	553	100.0	13	...	33,956	181	...	1,571	100.0	62	...
Pianos, musical instruments, phonographs	6,588	56	9,982	314	56.8	10	508	20,976	154	32,745	789	50.2	46	1,264
Radios, television sets and parts	1,248	40	7,781	53	9.6	8	419	5,478	93	23,034	110	7.0	16	668
Phonograph records	1,085	44	8,131	86	15.5	10	384	3,887	106	23,189	509	32.4	35	1,032
Major household appliances	533	11	2,525	22	4.0	3	111	1,633	27	10,570	6	0.4	5	125
Housewares (inc. electric)	59	10	2,170	...	...	...	...	174	24	8,681	7	0.4	4	115
Service and repair department	287	28	6,007	13	2.3	5	348	999	77	20,499	47	3.0	19	588
Other sales	360	...	...	65	11.8	...	...	809	...	...	103	6.6	...	...
Stores not analyzing merchandise line sales	...	...	...	...	...	...	...	250	1	...	...	...	...	...
LUGGAGE, LEATHER GOODS STORES	UNITED STATES							NEW ENGLAND						
Stores analyzing merchandise line sales, total	40,071	269	...	2,728	100.0	90	...	3,138	21	...				
Luggage and leather goods	35,591	269	40,071	2,423	88.8	90	2,728	2,352	21	3,138				
Novelty and costume jewelry	505	31	6,528	22	0.8	4	105	32	3	828	Information not shown because of high sampling variability.			
Sporting goods, games, toys	250	18	2,985	1	(z)	1	60	129	5	847				
Other sales	3,725	...	...	282	10.4	...	...	625	...	...				
Stores not analyzing merchandise line sales	629	5	...	31	...	2	...	94	1	...				
	MIDDLE ATLANTIC							EAST NORTH CENTRAL						
Stores analyzing merchandise line sales, total	14,281	86	...	772	100.0	29	...	8,090	53	...				
Luggage and leather goods	12,919	86	14,281	736	95.2	29	773	7,753	53	8,090				
Novelty and costume jewelry	140	9	915	19	2.5	3	88	13	3	557	Information not shown because of high sampling variability.			
Sporting goods, games, toys	33	3	458	...	...	...	...	40	6	836				
Other sales	1,189	...	...	18	2.3	...	...	284	...	...				
Stores not analyzing merchandise line sales	238	1	...	...	...	...	...	...	...	...				
	WEST NORTH CENTRAL							SOUTH ATLANTIC						
Stores analyzing merchandise line sales, total	1,422	13	...					3,852	17	...				
Luggage and leather goods	1,275	13	1,422					3,204	17	3,852				
Novelty and costume jewelry	...	...	...					129	5	1,489				
Sporting goods, games, toys	...	...	...					(1)	1	(x)	Information not shown because of high sampling variability.			
Other sales	147	...	...					519	...	...				
Stores not analyzing merchandise line sales	17	1	...					...	...	...				
	WEST SOUTH CENTRAL							PACIFIC						
Stores analyzing merchandise line sales, total	4,290	27	...	181	100.0	5	...	3,149	40	...				
Luggage and leather goods	3,495	27	4,290	168	92.8	5	181	3,032	40	3,149				
Novelty and costume jewelry	137	7	2,082	...	...	...	...	(1)	1	(x)				
Sporting goods, games, toys	(1)	1	(x)	...	...	...	...	(1)	1	(x)	Information not shown because of high sampling variability.			
Other sales	658	...	...	13	7.2	...	...	117	...	...				
Stores not analyzing merchandise line sales	241	1	...	...	...	...	...	39	1	...				
OPTICAL GOODS STORES	UNITED STATES							NEW ENGLAND						
Stores analyzing merchandise line sales, total	41,037	597	...	3,213	100.0	127	...	2,390	28	...				
Optical goods, frames, lenses	38,673	597	41,037	3,016	93.8	127	3,213	1,848	28	2,390				
Cameras, photo equipment and supplies	1,239	39	5,113	15	0.5	3	66	404	8	1,232	Information not shown because of high sampling variability.			
Other sales	1,125	...	...	182	5.7	...	...	138	...	...				
Stores not analyzing merchandise line sales	983	13	...	14	...	1	...	...	...	...				

See footnotes at end of table.

Table 24C.—MERCHANDISE LINE SALES OF LARGE STORES AND MULTIUNITS, AND SMALL STORE SAMPLE—MISCELLANEOUS KINDS OF BUSINESS—KIND OF BUSINESS, BY GEOGRAPHIC DIVISION: 1948—Continued

[See text for explanatory material and description of sample data included]

Kind of business and merchandise line	Large stores and multiunits			Sample of small single unit stores				Large stores and multiunits			Sample of small single unit stores			
	Merchandise line sales	Stores reporting merchandise line		Merchandise line sales		Stores reporting merchandise line		Merchandise line sales	Stores reporting merchandise line		Merchandise line sales		Stores reporting merchandise line	
	(Thousand dollars)	Number	Total sales (Thousand dollars)	Amount (Thousand dollars)	Percent distribution	Number	Total sales (Thousand dollars)	(Thousand dollars)	Number	Total sales (Thousand dollars)	Amount (Thousand dollars)	Percent distribution	Number	Total sales (Thousand dollars)
	(1)	(2)	(3)	(4)	(5)	(6)	(7)	(1)	(2)	(3)	(4)	(5)	(6)	(7)
	MIDDLE ATLANTIC							EAST NORTH CENTRAL						
OPTICAL GOODS STORES														
Stores analyzing merchandise line sales, total	17,294	175	...	1,148	100.0	50	...	6,463	133	...				
Optical goods, frames, lenses	11,366	175	11,294	1,079	94.0	50	1,148	5,987	133	6,463	Information not shown because of high sampling variability.			
Cameras, photo equipment and supplies	573	13	1,291	7	0.6	1	46	152	...	704				
Other sales	311	...	...	62	5.4	...	...	324	...	...				
Stores not analyzing merchandise line sales	408	6	...	14	...	1	...	174	4	...				
	WEST NORTH CENTRAL							SOUTH ATLANTIC						
Stores analyzing merchandise line sales, total	7,459	45	...					5,434	61	...				
Optical goods, frames, lenses	3,993	45	3,496	Information not shown because of high sampling variability.				5,335	61	5,434	Information not shown because of high sampling variability.			
Cameras, photo equipment and supplies	243	4	743					28	3	743				
Other sales	142	...	...					61	...	...				
Stores not analyzing merchandise line sales	...	...	...					121	2	...				
	EAST SOUTH CENTRAL							WEST SOUTH CENTRAL						
Stores analyzing merchandise line sales, total	1,581	25	...					3,384	47	...				
Optical goods, frames, lenses	1,581	25	1,581	Information not shown because of high sampling variability.				3,235	47	3,384	Information not shown because of high sampling variability.			
Cameras, photo equipment and supplies	...	...	...					(1)	1	(x)				
Other sales	...	...	...					149	...	...				
Stores not analyzing merchandise line sales	176	2	...					...	...	...				
	MOUNTAIN							PACIFIC						
Stores analyzing merchandise line sales, total	1,963	22	...					5,465	91	...	197	100.0	8	...
Optical goods, frames, lenses	1,830	22	1,963	Information not shown because of high sampling variability.				5,407	91	5,465	154	78.2	8	197
Cameras, photo equipment and supplies	112	7	673					(1)	2	(x)	...	...	...	...
Other sales	21	...	...					58	...	...	43	21.8	...	...
Stores not analyzing merchandise line sales	...	...	...					...	...	...	...	...	...	...
	UNITED STATES							NEW ENGLAND						
CAMERA, PHOTOGRAPHIC SUPPLY STORES														
Stores analyzing merchandise line sales, total	131,663	805	...	7,345	100.0	221	...	7,250	53	...				
Camera, photo equipment and supplies	118,056	805	131,668	6,382	86.9	221	7,345	6,361	53	7,250	Information not shown because of high sampling variability.			
Optical goods, frames, lenses	1,407	33	8,929	161	2.2	7	351	490	7	1,335				
Luggage and leather goods	407	22	4,370	31	0.4	5	256	(1)	1	(x)				
Other sales	11,738	...	...	771	10.5	...	...	399	...	...				
Stores not analyzing merchandise line sales	1,475	6	...	49	...	1	...	...	...	...				
	MIDDLE ATLANTIC							EAST NORTH CENTRAL						
Stores analyzing merchandise line sales, total	48,761	200	...	1,842	100.0	58	...	28,530	177	...	1,619	100.0	46	...
Camera, photo equipment and supplies	44,512	200	48,761	1,688	91.6	58	1,842	24,910	177	28,530	1,309	80.9	46	1,619
Optical goods, frames, lenses	388	9	4,874	3	0.2	3	127	92	6	750	77	4.8	1	88
Luggage and leather goods	67	8	1,679	10	0.5	3	156	184	6	1,498	...	...	...	...
Other sales	3,794	...	...	141	7.7	...	...	3,344	...	...	233	14.3	...	...
Stores not analyzing merchandise line sales	...	...	...	...	...	...	...	306	2	...	...	...	...	...
	WEST NORTH CENTRAL							SOUTH ATLANTIC						
Stores analyzing merchandise line sales, total	6,411	43	...					9,514	80	...	519	100.0	18	...
Camera, photo equipment and supplies	5,656	43	6,411	Information not shown because of high sampling variability.				8,644	80	9,514	457	88.0	18	519
Optical goods, frames, lenses	(1)	1	(x)					128	5	427	2	0.4	1	36
Luggage and leather goods	...	...	...					(1)	1	(x)	...	...	...	...
Other sales	755	...	...					742	...	...	60	11.6	...	...
Stores not analyzing merchandise line sales	163	1	...					...	...	...	...	...	...	...
	EAST SOUTH CENTRAL							WEST SOUTH CENTRAL						
Stores analyzing merchandise line sales, total	1,855	20	...					7,247	45	...	307	100.0	9	...
Camera, photo equipment and supplies	1,711	20	1,855	Information not shown because of high sampling variability.				6,402	45	7,247	277	90.2	9	307
Optical goods, frames, lenses	...	...	...					(1)	2	(x)	...	...	...	...
Luggage and leather goods	...	...	...					(1)	1	(x)	...	...	...	...
Other sales	144	...	...					845	...	...	30	9.8	...	...
Stores not analyzing merchandise line sales	240	1	...					839	3	...	...	...	..	...
	MOUNTAIN							PACIFIC						
Stores analyzing merchandise line sales, total	1,923	31	...					18,877	156	...	1,483	100.0	43	...
Camera, photo equipment and supplies	1,811	31	1,923	Information not shown because of high sampling variability.				17,250	156	18,877	1,384	93.3	43	1,483
Optical goods, frames, lenses	(1)	1	(x)					(1)	2	(x)	...	...	...	...
Luggage and leather goods	(1)	2	(x)					38	3	531	...	...	...	...
Other sales	113	...	...					1,589	...	...	99	6.7	...	...
Stores not analyzing merchandise line sales	...	...	...					...	...	...	...	...	...	...

Table 24C.—MERCHANDISE LINE SALES OF LARGE STORES AND MULTIUNITS, AND SMALL STORE SAMPLE—MISCELLANEOUS KINDS OF BUSINESS—KIND OF BUSINESS, BY GEOGRAPHIC DIVISION: 1948—Continued

[See text for explanatory material and description of sample data included]

Kind of business and merchandise line	Large stores and multiunits			Sample of small single unit stores				Large stores and multiunits			Sample of small single unit stores			
	Merchandise line sales	Stores reporting merchandise line		Merchandise line sales		Stores reporting merchandise line		Merchandise line sales	Stores reporting merchandise line		Merchandise line sales		Stores reporting merchandise line	
	(Thousand dollars)	Number	Total sales (Thousand dollars)	Amount (Thousand dollars)	Percent distribution	Number	Total sales (Thousand dollars)	(Thousand dollars)	Number	Total sales (Thousand dollars)	Amount (Thousand dollars)	Percent distribution	Number	Total sales (Thousand dollars)
	(1)	(2)	(3)	(4)	(5)	(6)	(7)	(1)	(2)	(3)	(4)	(5)	(6)	(7)
OFFICE, STORE MACHINE AND EQUIPMENT DEALERS	UNITED STATES							NEW ENGLAND						
Stores analyzing merchandise line sales, total	39,380	285	...	5,948	100.0	196	...	2,177	16	...				
Typewriters	9,730	285	39,380	2,499	42.0	196	5,948	445	16	2,177				
Office machines	5,827	197	26,998	991	16.7	127	4,073	241	9	313				
Store machines and equipment	1,855	68	10,423	241	4.0	50	1,252	249	3	528				
Machine rentals and repairs	3,492	205	27,088	1,101	18.5	155	4,830	141	8	964	Information not shown because of high sampling variability.			
Commercial furniture, fixtures—nonwood	3,904	125	21,439	126	2.1	51	1,575	387	7	1,026				
Commercial furniture, fixtures—wood	3,794	123	22,099	146	2.5	41	1,411	233	7	189				
Stationery, printed forms, office supplies	6,266	162	25,178	576	9.7	97	3,099	189	8	1,144				
Other sales	4,512	...	...	268	4.5	...	...	292	...	...				
Stores not analyzing merchandise line sales	2,561	14	...	329	...	6	...	...	...	...				
	MIDDLE ATLANTIC							EAST NORTH CENTRAL						
Stores analyzing merchandise line sales, total	5,333	40	...					8,146	56	...				
Typewriters	2,209	40	5,333					1,733	56	8,146				
Office machines	1,046	30	4,471					861	36	5,407				
Store machines and equipment	181	9	1,577					397	14	2,339				
Machine rentals and repairs	531	29	4,133	Information not shown because of high sampling variability.				788	42	5,925	Information not shown because of high sampling variability.			
Commercial furniture, fixtures—nonwood	284	13	1,874					707	27	4,318				
Commercial furniture, fixtures—wood	299	15	2,176					583	27	4,483				
Stationery, printed forms, office supplies	554	24	3,160					1,539	35	5,485				
Other sales	229	...	...					1,538	...	...				
Stores not analyzing merchandise line sales	323	1	...					1,145	4	...				
	WEST NORTH CENTRAL							SOUTH ATLANTIC						
Stores analyzing merchandise line sales, total	3,560	39	...					6,078	27	...				
Typewriters	1,450	39	3,560					436	27	6,078				
Office machines	588	29	2,743					438	18	2,890				
Store machines and equipment	165	10	1,001					215	5	657				
Machine rentals and repairs	420	31	2,957	Information not shown because of high sampling variability.				126	11	1,691	Information not shown because of high sampling variability.			
Commercial furniture, fixtures—nonwood	242	12	999					989	15	4,173				
Commercial furniture, fixtures—wood	103	8	684					1,177	19	5,087				
Stationery, printed forms, office supplies	291	18	1,747					1,499	22	5,413				
Other sales	301	...	...					1,198	...	...				
Stores not analyzing merchandise line sales	158	1	...					682	4	...				
	EAST SOUTH CENTRAL							WEST SOUTH CENTRAL						
Stores analyzing merchandise line sales, total	822	10	...					4,764	35	...				
Typewriters	189	10	822					1,169	35	4,764				
Office machines	146	5	511					885	24	2,907				
Store machines and equipment	(1)	1	(x)					218	11	1,954				
Machine rentals and repairs	86	7	678	Information not shown because of high sampling variability.				505	27	3,235	Information not shown because of high sampling variability.			
Commercial furniture, fixtures—nonwood	109	5	478					373	13	2,608				
Commercial furniture, fixtures—wood	67	5	478					446	14	2,637				
Stationery, printed forms, office supplies	188	5	497					651	18	3,035				
Other sales	37	...	...					517	...	...				
Stores not analyzing merchandise line sales	124	2	...					129	2	...				
	MOUNTAIN							PACIFIC						
Stores analyzing merchandise line sales, total	1,548	12	...					6,952	50	...				
Typewriters	555	12	1,548					1,544	50	6,952				
Office machines	284	7	1,055					1,338	39	5,701				
Store machines and equipment	(1)	1	(x)					430	14	2,254				
Machine rentals and repairs	169	10	1,296	Information not shown because of high sampling variability.				726	40	6,209	Information not shown because of high sampling variability.			
Commercial furniture, fixtures—nonwood	93	6	999					720	27	4,965				
Commercial furniture, fixtures—wood	151	7	1,168					735	21	4,197				
Stationery, printed forms, office supplies	135	6	715					1,220	26	3,982				
Other sales	161	...	...					239	...	...				
Stores not analyzing merchandise line sales	...	...	...					...	...	...				
FURNITURE STORES (SECOND-HAND)	UNITED STATES							NEW ENGLAND						
Stores analyzing merchandise line sales, total	17,246	366	...	5,636	100.0	602	...	591	19	...				
Furniture, other home furnishings (used)	12,941	366	17,246	4,358	77.3	602	5,636	490	19	591				
Furniture, other home furnishings (new)	1,052	59	3,877	551	9.8	125	1,874	(1)	1	(x)				
Household appliances	865	80	2,697	222	4.0	138	1,386	(1)	2	(x)	Information not shown because of high sampling variability.			
Repairs, storage, service receipts	219	18	2,071	47	0.8	40	518	...	...	...				
Other sales	2,169	...	...	458	8.1	...	...	101	...	...				
Stores not analyzing merchandise line sales	742	8	...	54	...	2	...	280	2	...				
	MIDDLE ATLANTIC							EAST NORTH CENTRAL						
Stores analyzing merchandise line sales, total	3,210	71	...	888	100.0	112	...	2,580	72	...	1,065	100.0	111	...
Furniture, other home furnishings (used)	2,089	71	3,210	683	76.9	112	888	1,926	72	2,580	783	73.5	111	1,065
Furniture, other home furnishings (new)	9	4	52	42	4.7	20	195	149	11	444	191	17.9	25	550
Household appliances	381	14	1,009	28	3.2	16	122	60	8	233	42	4.0	21	193
Repairs, storage, service receipts	(1)	2	(x)	(1)	(1)	10	(x)	33	6	528	18	1.7	11	97
Other sales	731	...	...	135	15.2	...	...	412	...	...	31	2.9	...	...
Stores not analyzing merchandise line sales	111	3	...	1	...	1	...	...	...	...	...	...	...	...

See footnotes at end of table.

Table 24C.—MERCHANDISE LINE SALES OF LARGE STORES AND MULTIUNITS, AND SMALL STORE SAMPLE—MISCELLANEOUS KINDS OF BUSINESS—KIND OF BUSINESS, BY GEOGRAPHIC DIVISION: 1948—Continued

[See text for explanatory material and description of sample data included]

Kind of business and merchandise line	Large stores and multiunits			Sample of small single unit stores				Large stores and multiunits			Sample of small single unit stores			
	Merchandise line sales	Stores reporting merchandise line		Merchandise line sales		Stores reporting merchandise line		Merchandise line sales	Stores reporting merchandise line		Merchandise line sales		Stores reporting merchandise line	
	(Thousand dollars) (1)	Number (2)	Total sales (Thousand dollars) (3)	Amount (Thousand dollars) (4)	Percent distribution (5)	Number (6)	Total sales (Thousand dollars) (7)	(Thousand dollars) (1)	Number (2)	Total sales (Thousand dollars) (3)	Amount (Thousand dollars) (4)	Percent distribution (5)	Number (6)	Total sales (Thousand dollars) (7)
FURNITURE STORES (SECOND-HAND)	WEST NORTH CENTRAL							SOUTH ATLANTIC						
Stores analyzing merchandise line sales, total	517	21	...					1,894	33	...				
Furniture, other home furnishings (used)	370	21	517					1,478	33	1,894				
Furniture, other home furnishings (new)	2	3	25					41	6	302				
Household appliances	54	13	217	Information not shown because of high sampling variability.				47	6	255	Information not shown because of high sampling variability.			
Repairs, storage, service receipts	(1)	2	(x)					49	3	735				
Other sales	91	...	...					279	...	...				
Stores not analyzing merchandise line sales	...	...	...					351	3	...				
	EAST SOUTH CENTRAL							WEST SOUTH CENTRAL						
Stores analyzing merchandise line sales, total	380	10	...					2,324	56	...				
Furniture, other home furnishings (used)	295	10	380					1,647	56	2,324				
Furniture, other home furnishings (new)	32	3	127					212	10	580				
Household appliances	(1)	2	(x)	Information not shown because of high sampling variability.				152	11	528	Information not shown because of high sampling variability.			
Repairs, storage, service receipts	(1)	2	(x)					...	...	...				
Other sales	53	...	...					313	...	...				
Stores not analyzing merchandise line sales	...	...	...					...	...	...				
	MOUNTAIN							PACIFIC						
Stores analyzing merchandise line sales, total	858	24	...					4,892	60	...	1,054	100.0	83	...
Furniture, other home furnishings (used)	586	24	858					4,060	60	4,892	782	74.2	83	1,054
Furniture, other home furnishings (new)	92	9	534					509	12	1,794	75	7.1	21	293
Household appliances	33	8	301	Information not shown because of high sampling variability.				113	16	811	61	5.8	34	435
Repairs, storage, service receipts	(1)	2	(x)					(1)	1	(x)	(1)	(1)	5	(x)
Other sales	147	...	...					210	...	...	136	12.9	...	...
Stores not analyzing merchandise line sales	...	...	...					...	...	...	...	...	...	...
TIRE, BATTERY, ACCESSORY DEALERS (SECOND-HAND)	UNITED STATES							NEW ENGLAND						
Stores analyzing merchandise line sales, total	22,119	223	...	3,990	100.0	215	...	1,206	10	...				
Tires, tubes, auto parts, accessories (used)	15,402	223	22,119	2,700	67.7	215	3,990	698	10	1,206				
Tires, tubes, auto parts, accessories (new)	2,656	65	9,060	297	7.4	53	1,160	274	4	528				
Used cars, trucks	1,555	43	4,531	415	10.4	59	1,291	124	3	413				
Repairs, storage, service receipts	547	47	3,704	165	4.1	49	1,135	43	3	258	Information not shown becausa of high sampling variability.			
Other sales	1,959	...	...	413	10.4	...	...	69	...	...				
Stores not analyzing merchandise line sales	614	9	...	16	...	3	...	37	4	...				
	MIDDLE ATLANTIC							EAST NORTH CENTRAL						
Stores analyzing merchandise line sales, total	3,579	32	...					3,651	46	...				
Tires, tubes, auto parts, accessories (used)	2,433	32	3,579					2,488	46	3,651				
Tires, tubes, auto parts, accessories (new)	568	11	1,462					656	22	2,515				
Used cars, trucks	445	7	944	Information not shown because of high sampling variability.				238	10	1,222	Information not shown because of high sampling varisbility.			
Repairs, storage, service receipts	67	6	466					56	9	932				
Other sales	66	...	...					213	...	...				
Stores not analyzing merchandise line sales	224	2	...					...	...	...				
	WEST NORTH CENTRAL							SOUTH ATLANTIC						
Stores analyzing merchandise line sales, total	2,185	10	...					2,152	27	...				
Tires, tubes, auto parts, accessories (used)	992	10	2,185					1,810	27	2,152				
Tires, tubes, auto parts, accessories (new)	450	5	1,632					25	4	178				
Used cars, trucks	(1)	1	(x)	Information not shown because of high sampling variability.				115	4	341	Information not shown because of high sampling variability.			
Repairs, storage, service receipts	...	...	...					4	3	42				
Other sales	743	...	...					198	...	...				
Stores not analyzing merchandise line sales	...	...	...					...	...	...				
	EAST SOUTH CENTRAL							WEST SOUTH CENTRAL						
Stores analyzing merchandise line sales, total	1,582	11	...					4,029	39	...				
Tires, tubes, auto parts, accessories (used)	1,328	11	1,582					3,104	39	4,029				
Tires, tubes, auto parts, accessories (new)	212	4	1,122					133	4	395				
Used cars, trucks	(1)	1	(x)	Information not shown because of high sampling variability.				210	8	537	Information not shown because of high sampling variability.			
Repairs, storage, service receipts	(1)	1	(x)					200	13	801				
Other sales	42	...	...					377	...	...				
Stores not analyzing merchandise line sales	...	...	...					111	1	...				
	MOUNTAIN							PACIFIC						
Stores analyzing merchandise line sales, total	701	10	...					3,034	38	...				
Tires, tubes, auto parts, accessories (used)	394	10	701					2,152	38	3,034				
Tires, tubes, auto parts, accessories (new)	121	5	480					217	6	742				
Used cars, trucks	(1)	3	(x)					334	7	775				
Repairs, storage, service receipts	(1)	4	(x)	Information not shown because of high sampling variability.				144	9	878	Information not shown because of high sampling variability.			
Other sales	126	...	...					167	...	...				
Stores not analyzing merchandise line sales	...	...	...					24	2	...				

See footnotes at end of table.

Table 24C.—MERCHANDISE LINE SALES OF LARGE STORES AND MULTIUNITS, AND SMALL STORE SAMPLE—MISCELLANEOUS KINDS OF BUSINESS—KIND OF BUSINESS, BY GEOGRAPHIC DIVISION*: 1948—Continued

[See text for explanatory material and description of sample data included]

Kind of business and merchandise line	Large stores and multiunits			Sample of small single unit stores				Large stores and multiunits			Sample of small single unit stores			
	Merchandise line sales (Thousand dollars) (1)	Stores reporting merchandise line: Number (2)	Stores reporting merchandise line: Total sales (Thousand dollars) (3)	Merchandise line sales: Amount (Thousand dollars) (4)	Merchandise line sales: Percent distribution (5)	Stores reporting merchandise line: Number (6)	Stores reporting merchandise line: Total sales (Thousand dollars) (7)	Merchandise line sales (Thousand dollars) (1)	Stores reporting merchandise line: Number (2)	Stores reporting merchandise line: Total sales (Thousand dollars) (3)	Merchandise line sales: Amount (Thousand dollars) (4)	Merchandise line sales: Percent distribution (5)	Stores reporting merchandise line: Number (6)	Stores reporting merchandise line: Total sales (Thousand dollars) (7)
CLOTHING, SHOE STORES (SECOND-HAND)	UNITED STATES							NEW ENGLAND						
Stores analyzing merchandise line sales, total	12,723	442	...	2,828	100.0	316	...	638	31	...				
Clothing, furs, shoes (used)	7,023	439	12,422	2,010	71.1	313	2,784	254	30	617				
Clothing, furs, shoes (new)	845	49	2,566	348	12.3	61	1,043	...	...	...				
Cameras, tools, firearms, luggage	338	48	2,658	52	11.8	37	630	38	13	416	Information not shown because of high sampling variability.			
Household appliances	288	95	1,449	11	0.4	7	100	...	...	...				
Repairs, storage, service receipts	55	12	597	75	2.7	23	319	...	...	...				
Other sales	4,174	...	...	332	11.7	...	...	346	...	...				
Stores not analyzing merchandise line sales	273	11	...	97	...	8	...	...	...	...				
	MIDDLE ATLANTIC							EAST NORTH CENTRAL						
Stores analyzing merchandise line sales, total	1,382	90	...					2,143	59	...				
Clothing, furs, shoes (used)	959	90	1,382					1,135	58	1,869				
Clothing, furs, shoes (new)	(1)	2	(x)					221	3	399				
Cameras, tools, firearms, luggage	(1)	1	(x)	Information not shown because of high sampling variability.				22	4	448	Information not shown because of high sampling variability.			
Household appliances	...	...	...					36	7	222				
Repairs, storage, service receipts	(1)	1	(x)					(1)	2	(x)				
Other sales	423	...	...					729	...	...				
Stores not analyzing merchandise line sales	184	1	...					46	5	...				
	WEST NORTH CENTRAL							SOUTH ATLANTIC						
Stores analyzing merchandise line sales, total	1,031	39	...					999	35	...				
Clothing, furs, shoes (used)	557	39	1,031					628	35	999				
Clothing, furs, shoes (new)	(1)	2	(x)					109	12	377				
Cameras, tools, firearms, luggage	...	...	...	Information not shown because of high sampling variability.				(1)	1	(x)	Information not shown because of high sampling variability.			
Household appliances	...	...	...					12	8	430				
Repairs, storage, service receipts	(1)	2	(x)					(1)	2	(x)				
Other sales	474	...	...					250	...	...				
Stores not analyzing merchandise line sales	12	1	...					30	3	...				
	EAST SOUTH CENTRAL							WEST SOUTH CENTRAL						
Stores analyzing merchandise line sales, total	799	30	...					912	37	...				
Clothing, furs, shoes (used)	566	30	799					546	37	912				
Clothing, furs, shoes (new)	116	9	487					92	8	205				
Cameras, tools, firearms, luggage	...	...	...					8	6	143				
Household appliances	9	11	118	Information not shown because of high sampling variability.				7	3	248	Information not shown because of high sampling variability.			
Repairs, storage, service receipts	...	...	...					...	...	...				
Other sales	108	...	...					259	...	...				
Stores not analyzing merchandise line sales	...	...	...					...	...	...				
	MOUNTAIN							PACIFIC						
Stores analyzing merchandise line sales, total	785	21	...					4,034	100	...	348	100.0	41	...
Clothing, furs, shoes (used)	421	21	785					1,957	99	4,028	180	51.7	40	337
Clothing, furs, shoes (new)	71	3	287					205	10	751	19	5.5	7	97
Cameras, tools, firearms, luggage	62	3	255					198	20	1,341	7	2.0	6	102
Household appliances	24	11	429	Information not shown because of high sampling variability.				200	52	2,220	...	...	...	...
Repairs, storage, service receipts	...	...	...					27	5	597	11	3.2	4	33
Other sales	207	...	...					1,447	...	...	131	37.6	...	...
Stores not analyzing merchandise line sales	...	...	...					1	1	...	...	...	...	...
BOOK STORES (SECOND-HAND)	UNITED STATES													
Stores analyzing merchandise line sales, total	2,392	25	...	416	100.0	33	...							
Books (used)	812	19	1,256	269	64.7	30	373							
Books (new)	266	5	859	72	17.3	4	218							
Rare books, prints, manuscripts	1,220	9	1,622	40	9.6	4	68							
Gifts, novelties, souvenirs, toys	(1)	1	(x)	(1)	(1)	1	(x)							
Other sales	94	...	...	35	8.4	...	...							
Stores not analyzing merchandise line sales	...	...	...	24	...	1	...							
PAWN SHOPS	UNITED STATES							MIDDLE ATLANTIC						
Stores analyzing merchandise line sales, total	15,236	158	...	3,777	100.0	120	...	4,410	49	...				
Cameras, tools, firearms, luggage	1,417	107	10,900	530	14.0	82	2,644	213	30	2,913				
Jewelry, silverware, precious stones	3,862	139	13,654	862	22.8	100	3,122	973	39	3,805				
Clothing, furs, shoes (used)	2,268	89	9,532	666	17.7	57	1,898	342	29	2,784	Information not shown because of high sampling variability.			
Clothing, furs, shoes (new)	866	48	4,879	160	4.2	19	895	160	9	751				
Repairs, storage, service receipts	4,350	96	10,042	921	24.4	72	2,327	2,484	38	4,238				
Other sales	2,473	...	...	638	16.9	...	...	238	...	...				
Stores not analyzing merchandise line sales	2,729	24	...	428	...	14	...	1,119	6	...				

See footnotes at end table.

Table 24C.—MERCHANDISE LINE SALES OF LARGE STORES AND MULTIUNITS, AND SMALL STORE SAMPLE—MISCELLANEOUS KINDS OF BUSINESS—KIND OF BUSINESS, BY GEOGRAPHIC DIVISION:* 1948—Continued

[See text for explanatory material and description of sample data included]

Kind of business and merchandise line	Large stores and multiunits			Sample of small single unit stores				Large stores and multiunits			Sample of small single unit stores			
	Merchandise line sales	Stores reporting merchandise line		Merchandise line sales		Stores reporting merchandise line		Merchandise line sales	Stores reporting merchandise line		Merchandise line sales		Stores reporting merchandise line	
	(Thousand dollars)	Number	Total sales (Thousand dollars)	Amount (Thousand dollars)	Percent distribution	Number	Total sales (Thousand dollars)	(Thousand dollars)	Number	Total sales (Thousand dollars)	Amount (Thousand dollars)	Percent distribution	Number	Total sales (Thousand dollars)
	(1)	(2)	(3)	(4)	(5)	(6)	(7)	(1)	(2)	(3)	(4)	(5)	(6)	(7)
PAWN SHOPS	EAST NORTH CENTRAL							SOUTH ATLANTIC						
Stores analyzing merchandise line sales, total	2,536	28	...	Information not shown because of high sampling variability.				4,032	36	...	nformation not shown because of high sampling variability.			
Cameras, tools, firearms, luggage	283	22	1,809					476	23	2,925				
Jewelry, silverware, precious stones	519	25	2,119					1,363	32	3,727				
Clothing, furs, shoes (used)	303	14	924					969	24	3,123				
Clothing, furs, shoes (new)	41	6	532					377	15	1,938				
Repairs, storage, service receipts	602	16	1,639					263	16	1,611				
Other sales	788	...	...					584	...	...				
Stores not analyzing merchandise line sales	319	1	...					621	6	...				
	EAST SOUTH CENTRAL							PACIFIC						
Stores analyzing merchandise line sales, total	1,164	14	...	Information not shown because of high sampling variability.				797	17	...	Information not shown because of high sampling variability.			
Cameras, tools, firearms, luggage	118	8	577					95	10	379				
Jewelry, silverware, precious stones	344	14	1,164					274	15	542				
Clothing, furs, shoes (used)	180	5	569					126	6	383				
Clothing, furs, shoes (new)	(1)	2	(x)					...	...	...				
Repairs, storage, service receipts	167	8	514					85	10	475				
Other sales	355	...	...					217	...	...				
Stores not analyzing merchandise line sales	331	3	...					31	2	...				

* Information not shown for those geographic divisions in which an insufficient number of establishments reported sales by merchandise line.
x Withheld to avoid disclosure.
z Less than 0.05 percent.
[1] Combined with "Other sales."

Table 24D.—MERCHANDISE LINE SALES OF LARGE STORES AND MULTIUNITS—MISCELLANEOUS KINDS OF BUSINESS—KIND OF BUSINESS, BY STATE: 1948

[See text for explanatory material]

Kind of business and merchandise line	Merchandise line sales (Thousand dollars)	Stores reporting merchandise line: Number	Stores reporting merchandise line: Total sales (Thousand dollars)	Merchandise line sales (Thousand dollars)	Stores reporting merchandise line: Number	Stores reporting merchandise line: Total sales (Thousand dollars)	Merchandise line sales (Thousand dollars)	Stores reporting merchandise line: Number	Stores reporting merchandise line: Total sales (Thousand dollars)	Merchandise line sales (Thousand dollars)	Stores reporting merchandise line: Number	Stores reporting merchandise line: Total sales (Thousand dollars)	Merchandise line sales (Thousand dollars)	Stores reporting merchandise line: Number	Stores reporting merchandise line: Total sales (Thousand dollars)
	ALABAMA			ARIZONA			ARKANSAS			CALIFORNIA			COLORADO		
LIQUOR STORES															
Large stores and multiunits															
Analyzing merchandise line sales, total	42,832	61	...	2,009	23	...	9,888	105	...	93,620	1,031	...	5,917	51	...
Liquors and other spirits	36,522	58	42,722	1,127	23	2,009	8,222	105	9,888	55,167	1,017	93,374	4,239	51	5,917
Wines	3,341	58	42,722	272	21	1,899	851	81	7,551	10,795	963	87,229	683	49	5,658
Beer and ale	(1)	3	(x)	505	21	1,899	520	47	4,807	15,393	960	86,539	889	47	5,654
Other sales	2,969	...	...	105	...	...	295	...	...	12,265	...	...	106	...	...
Not analyzing merchandise line sales	...	...	...	482	6	...	323	4	...	2,727	26	...	909	5	...
Small single unit stores	390	16	...	4,007	80	...	17,349	390	...	134,484	2,965	...	14,487	429	...
	CONNECTICUT			DELAWARE			DISTRICT OF COLUMBIA			FLORIDA			GEORGIA		
Large stores and multiunits—															
Analyzing merchandise line sales, total	13,121	234	...	4,227	43	...	62,551	260	...	28,614	291	...	29,560	321	...
Liquors and other spirits	8,619	234	13,121	2,563	43	4,227	45,966	259	62,411	22,191	288	28,306	25,531	310	29,124
Wines	1,939	218	12,214	443	39	3,835	6,765	248	59,134	2,049	196	18,659	2,903	216	21,643
Beer and ale	2,391	229	12,834	988	39	3,835	7,876	251	59,600	2,095	183	18,011	786	71	4,121
Other sales	172	...	...	233	...	...	1,944	...	...	2,279	...	...	340	...	...
Not analyzing merchandise line sales	991	12	...	...	...	...	1,938	3	...	448	6	...	383	4	...
Small single unit stores	44,522	1,353	...	6,914	136	...	4,579	71	...	26,032	633	...	16,046	429	...
	IDAHO			ILLINOIS			INDIANA			IOWA			KENTUCKY		
Large stores and multiunits															
Analyzing merchandise line sales, total	10,625	112	...	89,101	591	...	5,198	75	...	40,116	179	...	19,403	153	...
Liquors and other spirits	10,144	112	10,625	47,337	588	88,641	3,543	75	5,198	37,957	178	39,954	14,887	152	19,192
Wines	481	112	10,625	9,866	497	75,677	739	67	4,533	1,597	178	39,954	1,725	110	14,635
Beer and ale	...	...	...	19,866	514	76,231	489	8	1,507	(1)	1	(x)	1,839	65	9,898
Other sales	...	...	...	12,032	...	...	427	...	...	562	...	...	952	...	...
Not analyzing merchandise line sales	...	...	...	1,516	13	...	...	...	...	...	...	...	462	2	...
Small single unit stores	41	2	...	68,960	1,464	...	20,630	687	...	305	9	...	16,580	371	...
	MAINE			MARYLAND			MASSACHUSETTS			MICHIGAN			MINNESOTA		
Large stores and multiunits—															
Analyzing merchandise line sales, total	18,806	48	...	19,545	116	...	57,090	416	...	27,012	157	...	32,210	179	...
Liquors and other spirits	16,663	45	18,151	13,151	115	19,408	31,476	405	56,593	17,607	129	24,465	22,412	175	31,788
Wines	1,789	45	18,451	2,200	103	17,523	7,629	377	51,664	1,045	117	21,161	3,055	146	26,905
Beer and ale	(1)	3	(x)	2,337	85	13,483	15,275	386	52,546	3,910	107	15,572	4,051	155	28,004
Other sales	354	...	...	1,857	...	...	2,710	...	...	4,450	...	...	2,692	...	...
Not analyzing merchandise line sales	...	...	...	159	1	...	5,902	37	...	...	...	...	1,032	11	...
Small single unit stores	2,711	107	...	17,520	374	...	46,159	856	...	20,979	596	...	20,394	454	...
	MISSOURI			MONTANA			NEBRASKA			NEVADA			NEW HAMPSHIRE		
Large stores and multiunits—															
Analyzing merchandise line sales, total	29,225	317	...	15,482	150	...	4,123	43	...	1,051	12	...	13,840	40	...
Liquors and other spirits	17,152	314	29,154	10,703	150	15,482	3,030	42	3,972	563	12	1,051	13,148	40	13,840
Wines	3,142	266	24,792	4,532	149	15,458	243	28	2,656	120	12	1,051	692	40	13,840
Beer and ale	4,727	275	26,241	(1)	3	(x)	616	25	2,275	300	12	1,051	...	...	...
Other sales	4,204	...	...	247	...	...	234	...	...	68	...	...	...	...	...
Not analyzing merchandise line sales	374	7	...	...	...	...	342	4	...	...	...	...	...	...	...
Small single unit stores	29,188	907	...	52	1	...	15,461	408	...	997	28	...	...	...	...
	NEW JERSEY			NEW MEXICO			NEW YORK			NORTH CAROLINA			NORTH DAKOTA		
Large stores and multiunits—															
Analyzing merchandise line sales, total	32,282	273	...	3,161	31	...	134,607	808	...	45,478	99	...	1,519	19	...
Liquors and other spirits	18,200	268	31,722	2,062	31	3,161	99,588	773	128,725	44,644	97	45,442	450	15	1,474
Wines	4,251	232	27,23	303	20	1,995	30,095	718	120,636	804	71	27,140	144	14	1,432
Beer and ale	7,275	237	28,177	608	23	2,220	4,182	39	6,073	(1)	2	(x)	415	17	1,456
Other sales	2,556	...	...	188	...	...	1,042	...	...	30	...	...	310	...	...
Not analyzing merchandise line sales	815	10	...	212	3	...	3,583	17	...	232	1	...	...	...	...
Small single unit stores	53,163	1,122	...	5,721	221	...	164,917	3,566	...	428	25	...	7,583	239	...
	OHIO			OREGON			PENNSYLVANIA			RHODE ISLAND			SOUTH CAROLINA		
Large stores and multiunits															
Analyzing merchandise line sales, total	118,853	328	...	39,261	157	...	200,987	656	...	5,185	34	...	9,287	107	...
Liquors and other spirits	111,044	220	111,779	38,137	157	39,261	166,343	536	188,870	2,198	34	5,185	9,006	107	9,287
Wines	1,734	112	7,538	774	156	39,150	22,939	585	188,010	686	34	5,185	278	62	5,771
Beer and ale	4,560	117	7,560	(1)	1	(x)	11,616	70	12,014	2,071	34	5,185	...	...	...
Other sales	1,515	...	...	350	...	...	89	...	...	230	...	...	3	...	...
Not analyzing merchandise line sales	327	3	...	...	...	...	2,056	2	...	...	...	...	221	2	...
Small single unit stores	29,109	1,068	...	232	10	...	24,090	625	...	9,211	229	...	31,255	733	...

See footnotes at end of table.

Table 24D.—MERCHANDISE LINE SALES OF LARGE STORES AND MULTIUNITS—MISCELLANEOUS KINDS OF BUSINESS—KIND OF BUSINESS, BY STATE: 1948—Continued

[See text for explanatory material]

Kind of business and merchandise line	Merchandise line sales (Thousand dollars)	Stores reporting merchandise line: Number	Stores reporting merchandise line: Total sales (Thousand dollars)	Merchandise line sales (Thousand dollars)	Stores reporting merchandise line: Number	Stores reporting merchandise line: Total sales (Thousand dollars)	Merchandise line sales (Thousand dollars)	Stores reporting merchandise line: Number	Stores reporting merchandise line: Total sales (Thousand dollars)	Merchandise line sales (Thousand dollars)	Stores reporting merchandise line: Number	Stores reporting merchandise line: Total sales (Thousand dollars)	Merchandise line sales (Thousand dollars)	Stores reporting merchandise line: Number	Stores reporting merchandise line: Total sales (Thousand dollars)
LIQUOR STORES	[illegible]			TENNESSEE			TEXAS			UTAH			VERMONT		
Large stores and multiunits															
Analyzing merchandise line sales, total	[illegible]	[illegible]	[illegible]	[illegible]	[illegible]	[illegible]	[illegible]	[illegible]	[illegible]	[illegible]	[illegible]	[illegible]	[illegible]	[illegible]	[illegible]
Liquors and other spirits	[illegible]	[illegible]	[illegible]	[illegible]	[illegible]	[illegible]	[illegible]	[illegible]	[illegible]	[illegible]	[illegible]	[illegible]	[illegible]	[illegible]	[illegible]
Wines	[illegible]	[illegible]	[illegible]	[illegible]	[illegible]	[illegible]	[illegible]	[illegible]	[illegible]	[illegible]	[illegible]	[illegible]	[illegible]	[illegible]	[illegible]
Beer and ale	[illegible]	[illegible]	[illegible]	[illegible]	[illegible]	[illegible]	[illegible]	[illegible]	[illegible]	[illegible]	[illegible]	[illegible]	[illegible]	[illegible]	[illegible]
Other sales	[illegible]	...	...	[illegible]	...	...	[illegible]	...	...	...	...	...	[illegible]	...	...
Not analyzing merchandise line sales	...	...	...	[illegible]	[illegible]	...	[illegible]	...	...	...	...	...	...	...	...
Small single unit stores	[illegible]	...	...	[illegible]	[illegible]	...	[illegible]	[illegible]	...	...	...	...	[illegible]	...	...
	VIRGINIA			WASHINGTON			WEST VIRGINIA			WISCONSIN			WYOMING		
Large stores and multiunits															
Analyzing merchandise line sales, total	[illegible]	[illegible]	...	[illegible]	[illegible]	...	[illegible]	1	...	[illegible]	68	...	[illegible]	17	...
Liquors and other spirits	[illegible]	[illegible]	[illegible]	[illegible]	[illegible]	[illegible]	[illegible]	[illegible]	[illegible]	[illegible]	[illegible]	[illegible]	[illegible]	[illegible]	[illegible]
Wines	[illegible]	[illegible]	[illegible]	[illegible]	[illegible]	[illegible]	[illegible]	[illegible]	[illegible]	[illegible]	[illegible]	[illegible]	[illegible]	[illegible]	[illegible]
Beer and ale	[illegible]	[illegible]	(X)	[illegible]	[illegible]	[illegible]	[illegible]	[illegible]	(X)	[illegible]	[illegible]	[illegible]	[illegible]	[illegible]	[illegible]
Other sales	[illegible]	...	...	[illegible]	...	...	[illegible]	...	...	[illegible]	...	...	[illegible]	...	...
Not analyzing merchandise line sales	...	...	...	...	...	...	[illegible]	[illegible]	...	[illegible]	[illegible]	...	...	...	...
Small single unit stores	[illegible]	[illegible]	...	[illegible]	[illegible]	...	[illegible]	[illegible]	...	[illegible]	[illegible]	...	[illegible]	[illegible]	...

Table 24D.—MERCHANDISE LINE SALES OF LARGE STORES AND MULTIUNITS—MISCELLANEOUS KINDS OF BUSINESS—KIND OF BUSINESS, BY STATE: 1948—Continued

[See text for explanatory material]

Kind of business and merchandise line	Merchandise line sales (Thousand dollars)	Stores reporting merchandise line: Number	Stores reporting merchandise line: Total sales (Thousand dollars)
ALABAMA			
FUEL DEALERS, EXCEPT FUEL OIL			
Large stores and multiunits—			
Analyzing merchandise line sales, total	7,897	54	...
Coal and wood	3,636	35	4,543
Ice	138	5	372
Fuel oil (domestic heating)	(1)	2	(x)
Bottled gas	1,980	19	3,354
Oil burners, furnaces, stokers	255	12	2,167
Other major household appliances	1,026	17	3,189
Hay, grain, feed, farm and garden supplies	(1)	2	(x)
Other sales	862	...	...
Not analyzing merchandise line sales	...	...	...
Small single unit stores	3,899	186	...
ARIZONA			
Large stores and multiunits—			
Analyzing merchandise line sales, total	6,464	18	...
Coal and wood	...	...	...
Ice	...	...	...
Fuel oil (domestic heating)	...	...	...
Bottled gas	4,661	18	6,464
Oil burners, furnaces, stokers	...	...	...
Other major household appliances	1,492	10	5,116
Hay, grain, feed, farm and garden supplies	...	...	...
Other sales	311	...	...
Not analyzing merchandise line sales	...	...	...
Small single unit stores	442	19	...
ARKANSAS			
Large stores and multiunits—			
Analyzing merchandise line sales, total	5,591	41	...
Coal and wood	339	5	382
Ice	(1)	1	(x)
Fuel oil (domestic heating)	...	...	...
Bottled gas	3,249	35	5,081
Oil burners, furnaces, stokers	(1)	3	(x)
Other major household appliances	1,572	36	5,206
Hay, grain, feed, farm and garden supplies	...	...	...
Other sales	431	...	...
Not analyzing merchandise line sales	...	...	...
Small single unit stores	1,846	56	...
CALIFORNIA			
Large stores and multiunits—			
Analyzing merchandise line sales, total	15,199	109	...
Coal and wood	723	13	1,257
Ice	(1)	2	(x)
Fuel oil (domestic heating)	380	9	1,841
Bottled gas	9,501	95	13,717
Oil burners, furnaces, stokers	365	10	1,414
Other major household appliances	2,430	70	10,746
Hay, grain, feed, farm and garden supplies	184	8	723
Other sales	1,616	...	...
Not analyzing merchandise line sales	2,984	6	...
Small single unit stores	3,864	121	...
COLORADO			
Large stores and multiunits—			
Analyzing merchandise line sales, total	6,304	46	...
Coal and wood	2,752	31	3,583
Ice	111	6	506
Fuel oil (domestic heating)	(1)	4	(x)
Bottled gas	1,402	15	2,721
Oil burners, furnaces, stokers	(1)	4	(x)
Other major household appliances	912	12	2,553
Hay, grain, feed, farm and garden supplies	280	8	1,057
Other sales	847	...	...
Not analyzing merchandise line sales	...	...	...
Small single unit stores	4,093	134	...
CONNECTICUT			
Large stores and multiunits—			
Analyzing merchandise line sales, total	22,999	82	...
Coal and wood	13,716	67	19,443
Ice	52	5	1,221
Fuel oil (domestic heating)	4,191	47	15,587
Bottled gas	2,466	15	3,556
Oil burners, furnaces, stokers	216	20	8,283
Other major household appliances	853	15	4,192
Hay, grain, feed, farm and garden supplies	(1)	4	(x)
Other sales	1,505	...	...
Not analyzing merchandise line sales	752	2	...
Small single unit stores	3,182	75	...
DELAWARE			
Large stores and multiunits—			
Analyzing merchandise line sales, total	3,845	11	...
Coal and wood	2,966	9	3,382
Ice	...	...	...
Fuel oil (domestic heating)	388	6	1,366
Bottled gas	(1)	1	(x)
Oil burners, furnaces, stokers	(1)	2	(x)
Other major household appliances	(1)	1	(x)
Hay, grain, feed, farm and garden supplies	(1)	1	(x)
Other sales	491	...	...
Not analyzing merchandise line sales	...	...	...
Small single unit stores	527	19	...
DISTRICT OF COLUMBIA			
Large stores and multiunits—			
Analyzing merchandise line sales, total	16,884	16	...
Coal and wood	9,399	16	16,884
Ice	(1)	1	(x)
Fuel oil (domestic heating)	4,446	12	13,464
Bottled gas	...	...	...
Oil burners, furnaces, stokers	1,153	5	11,988
Other major household appliances	(1)	2	(x)
Hay, grain, feed, farm and garden supplies	(1)	1	(x)
Other sales	1,886	...	...
Not analyzing merchandise line sales	...	...	...
Small single unit stores	785	31	...
GEORGIA			
Large stores and multiunits—			
Analyzing merchandise line sales, total	10,926	75	...
Coal and wood	4,267	43	5,437
Ice	281	5	963
Fuel oil (domestic heating)	(1)	4	(x)
Bottled gas	2,907	33	5,602
Oil burners, furnaces, stokers	540	11	2,300
Other major household appliances	1,823	31	5,761
Hay, grain, feed, farm and garden supplies	(1)	3	(x)
Other sales	1,108	...	...
Not analyzing merchandise line sales	...	...	...
Small single unit stores	4,579	166	...
IDAHO			
Large stores and multiunits—			
Analyzing merchandise line sales, total	1,472	15	...
Coal and wood	856	9	1,051
Ice	(1)	1	(x)
Fuel oil (domestic heating)	(1)	1	(x)
Bottled gas	216	6	421
Oil burners, furnaces, stokers	(1)	2	(x)
Other major household appliances	186	7	530
Hay, grain, feed, farm and garden supplies	(1)	3	(x)
Other sales	214	...	...
Not analyzing merchandise line sales	...	...	...
Small single unit stores	1,899	39	...
ILLINOIS			
Large stores and multiunits—			
Analyzing merchandise line sales, total	137,300	445	...
Coal and wood	121,748	416	132,561
Ice	799	31	5,228
Fuel oil (domestic heating)	3,467	57	19,386
Bottled gas	2,480	30	4,093
Oil burners, furnaces, stokers	1,076	50	20,411
Other major household appliances	1,002	26	3,558
Hay, grain, feed, farm and garden supplies	1,080	16	3,736
Other sales	5,648	...	...
Not analyzing merchandise line sales	2,226	6	...
Small single unit stores	26,022	722	...
INDIANA			
Large stores and multiunits—			
Analyzing merchandise line sales, total	39,194	246	...
Coal and wood	30,980	230	37,870
Ice	1,498	31	4,770
Fuel oil (domestic heating)	2,073	23	6,941
Bottled gas	987	16	1,324
Oil burners, furnaces, stokers	605	34	6,962
Other major household appliances	304	20	2,864
Hay, grain, feed, farm and garden supplies	590	14	2,079
Other sales	2,157	...	...
Not analyzing merchandise line sales	100	2	...
Small single unit stores	23,568	526	...
IOWA			
Large stores and multiunits—			
Analyzing merchandise line sales, total	15,486	90	...
Coal and wood	12,413	80	14,584
Ice	325	9	1,406
Fuel oil (domestic heating)	580	10	2,577
Bottled gas	665	10	902
Oil burners, furnaces, stokers	347	26	6,493
Other major household appliances	123	8	660
Hay, grain, feed, farm and garden supplies	249	5	570
Other sales	784	...	...
Not analyzing merchandise line sales	115	1	...
Small single unit stores	10,088	248	...
KANSAS			
Large stores and multiunits—			
Analyzing merchandise line sales, total	4,691	38	...
Coal and wood	1,110	7	1,302
Ice	...	...	...
Fuel oil (domestic heating)	(1)	1	(x)
Bottled gas	2,321	30	3,314
Oil burners, furnaces, stokers	57	8	865
Other major household appliances	697	19	2,291
Hay, grain, feed, farm and garden supplies	(1)	3	(x)
Other sales	506	...	...
Not analyzing merchandise line sales	...	...	...
Small single unit stores	3,352	105	...
KENTUCKY			
Large stores and multiunits—			
Analyzing merchandise line sales, total	10,963	61	...
Coal and wood	9,446	56	10,550
Ice	197	6	792
Fuel oil (domestic heating)	(1)	1	(x)
Bottled gas	328	5	413
Oil burners, furnaces, stokers	251	8	2,697
Other major household appliances	(1)	4	(x)
Hay, grain, feed, farm and garden supplies	(1)	4	(x)
Other sales	741	...	...
Not analyzing merchandise line sales	...	...	...
Small single unit stores	5,813	175	...
LOUISIANA			
Large stores and multiunits—			
Analyzing merchandise line sales, total	10,480	45	...
Coal and wood	(1)	3	(x)
Ice	...	...	...
Fuel oil (domestic heating)	(1)	1	(x)
Bottled gas	5,815	41	9,830
Oil burners, furnaces, stokers	...	...	...
Other major household appliances	3,420	38	9,748
Hay, grain, feed, farm and garden supplies	...	...	...
Other sales	1,245	...	...
Not analyzing merchandise line sales	...	...	...
Small single unit stores	767	20	...
MAINE			
Large stores and multiunits—			
Analyzing merchandise line sales, total	9,633	37	...
Coal and wood	5,763	28	8,633
Ice	(1)	1	(x)
Fuel oil (domestic heating)	2,366	24	8,140
Bottled gas	543	11	1,856
Oil burners, furnaces, stokers	372	17	6,631
Other major household appliances	371	10	1,640
Hay, grain, feed, farm and garden supplies	...	1	(x)
Other sales	218	...	...
Not analyzing merchandise line sales	...	...	...
Small single unit stores	2,755	81	...
MARYLAND			
Large stores and multiunits—			
Analyzing merchandise line sales, total	18,930	65	...
Coal and wood	9,436	45	14,228
Ice	(1)	3	(x)
Fuel oil (domestic heating)	2,895	24	10,529
Bottled gas	3,013	18	3,962
Oil burners, furnaces, stokers	406	14	5,404
Other major household appliances	806	19	5,108
Hay, grain, feed, farm and garden supplies	467	6	1,807
Other sales	1,907	...	...
Not analyzing merchandise line sales	279	1	...
Small single unit stores	2,871	122	...
MASSACHUSETTS			
Large stores and multiunits—			
Analyzing merchandise line sales, total	72,723	263	...
Coal and wood	48,180	245	70,377
Ice	750	13	5,388
Fuel oil (domestic heating)	10,767	184	59,714
Bottled gas	1,118	17	2,637
Oil burners, furnaces, stokers	1,921	84	34,464
Other major household appliances	690	32	10,750
Hay, grain, feed, farm and garden supplies	739	20	5,302
Other sales	2,508	...	...
Not analyzing merchandise line sales	300	2	...
Small single unit stores	9,042	212	...
MICHIGAN			
Large stores and multiunits—			
Analyzing merchandise line sales, total	96,401	389	...
Coal and wood	85,106	375	95,152
Ice	1,192	21	5,377
Fuel oil (domestic heating)	2,816	37	12,129
Bottled gas	763	12	1,199
Oil burners, furnaces, stokers	697	50	15,388
Other major household appliances	164	14	2,205
Hay, grain, feed, farm and garden supplies	783	23	3,389
Other sales	4,880	...	...
Not analyzing merchandise line sales	830	6	...
Small single unit stores	22,102	535	...
MINNESOTA			
Large stores and multiunits—			
Analyzing merchandise line sales, total	27,789	87	...
Coal and wood	20,827	73	26,080
Ice	438	9	2,773
Fuel oil (domestic heating)	2,855	41	16,560
Bottled gas	1,044	13	1,601
Oil burners, furnaces, stokers	571	16	7,814
Other major household appliances	557	14	3,451
Hay, grain, feed, farm and garden supplies	291	6	1,080
Other sales	1,206	...	...
Not analyzing merchandise line sales	...	...	...
Small single unit stores	6,051	147	...
MISSOURI			
Large stores and multiunits—			
Analyzing merchandise line sales, total	25,196	144	...
Coal and wood	18,599	118	21,262
Ice	578	21	3,321
Fuel oil (domestic heating)	319	13	2,339
Bottled gas	2,333	26	4,052
Oil burners, furnaces, stokers	163	22	3,928
Other major household appliances	1,505	27	4,504
Hay, grain, feed, farm and garden supplies	529	10	1,481
Other sales	1,170	...	...
Not analyzing merchandise line sales	...	...	...
Small single unit stores	13,712	425	...
NEBRASKA			
Large stores and multiunits—			
Analyzing merchandise line sales, total	5,926	23	...
Coal and wood	4,190	16	4,964
Ice	...	...	...
Fuel oil (domestic heating)	(1)	3	(x)
Bottled gas	647	7	962
Oil burners, furnaces, stokers	103	5	729
Other major household appliances	178	5	679
Hay, grain, feed, farm and garden supplies	(1)	2	(x)
Other sales	808	...	...
Not analyzing merchandise line sales	217	1	...
Small single unit stores	2,467	59	...
NEW HAMPSHIRE			
Large stores and multiunits—			
Analyzing merchandise line sales, total	5,107	29	...
Coal and wood	3,377	25	4,818
Ice	...	...	...
Fuel oil (domestic heating)	942	15	2,905
Bottled gas	290	5	478
Oil burners, furnaces, stokers	316	9	2,454
Other major household appliances	79	5	593
Hay, grain, feed, farm and garden supplies	(1)	2	(x)
Other sales	103	...	...
Not analyzing merchandise line sales	240	1	...
Small single unit stores	2,306	68	...
NEW JERSEY			
Large stores and multiunits—			
Analyzing merchandise line sales, total	70,154	305	...
Coal and wood	49,254	285	66,439
Ice	1,121	32	6,762
Fuel oil (domestic heating)	11,489	162	42,850
Bottled gas	2,688	18	3,917
Oil burners, furnaces, stokers	1,589	54	18,703
Other major household appliances	1,110	25	7,316
Hay, grain, feed, farm and garden supplies	729	14	4,347
Other sales	2,174	...	...
Not analyzing merchandise line sales	396	3	...
Small single unit stores	19,040	486	...

See footnotes at end of table.

Table 24D.—MERCHANDISE LINE SALES OF LARGE STORES AND MULTIUNITS—MISCELLANEOUS KINDS OF BUSINESS—KIND OF BUSINESS, BY STATE: 1948—Continued

[See text for explanatory material]

Kind of business and merchandise line	Merchandise line sales	Stores reporting merchandise line		Merchandise line sales	Stores reporting merchandise line		Merchandise line sales	Stores reporting merchandise line		Merchandise line sales	Stores reporting merchandise line		Merchandise line sales	Stores reporting merchandise line	
		Number	Total sales		Number	Total sales		Number	Total sales		Number	Total sales		Number	Total sales
	Thousand dollars		Thousand dollars	Thousand dollars		(Thousand dollars)	Thousand dollars		(Thousand dollars)	Thousand dollars		(Thousand dollars)	Thousand dollars		(Thousand dollars)
	[illegible]			[illegible]			NORTH DAKOTA			[illegible]			OKLAHOMA		
FUEL DEALERS EXCEPT FUEL OIL															
[illegible]	[illegible]	[illegible]	[illegible]	[illegible]	[illegible]	[illegible]	[illegible]	[illegible]	[illegible]	[illegible]	[illegible]	[illegible]	2,949	36	...
[illegible]	[illegible]	[illegible]	[illegible]	[illegible]	[illegible]	[illegible]	[illegible]	[illegible]	[illegible]	[illegible]	[illegible]	[illegible]	[illegible]	1	(x)
[illegible]	[illegible]	[illegible]	[illegible]	[illegible]	[illegible]	[illegible]	[illegible]	[illegible]	[illegible]	[illegible]	[illegible]	[illegible]	[illegible]	[illegible]	[illegible]
[illegible]	[illegible]	[illegible]	[illegible]	[illegible]	[illegible]	[illegible]	[illegible]	[illegible]	[illegible]	[illegible]	[illegible]	[illegible]	[illegible]	[illegible]	[illegible]
[illegible]	[illegible]	[illegible]	[illegible]	[illegible]	[illegible]	[illegible]	[illegible]	[illegible]	[illegible]	[illegible]	[illegible]	[illegible]	[illegible]	[illegible]	[illegible]
[illegible]	[illegible]	[illegible]	[illegible]	[illegible]	[illegible]	[illegible]	[illegible]	[illegible]	[illegible]	[illegible]	[illegible]	[illegible]	[illegible]	[illegible]	[illegible]
[illegible]	[illegible]	[illegible]	[illegible]	[illegible]	[illegible]	[illegible]	[illegible]	[illegible]	[illegible]	[illegible]	[illegible]	[illegible]	[illegible]	[illegible]	[illegible]
[illegible]	[illegible]	[illegible]	[illegible]	[illegible]	[illegible]	[illegible]	[illegible]	[illegible]	[illegible]	[illegible]	[illegible]	[illegible]	[illegible]	[illegible]	[illegible]
[illegible]	[illegible]	[illegible]	[illegible]	[illegible]	[illegible]	[illegible]	[illegible]	[illegible]	[illegible]	[illegible]	[illegible]	[illegible]	[illegible]	[illegible]	[illegible]
Not analyzing merchandise line sales	[illegible]	[illegible]	[illegible]	[illegible]	[illegible]	[illegible]	[illegible]	[illegible]	[illegible]	[illegible]	[illegible]	[illegible]	[illegible]	[illegible]	[illegible]
Small single unit stores	[illegible]	[illegible]	[illegible]	[illegible]	[illegible]	[illegible]	[illegible]	[illegible]	[illegible]	[illegible]	[illegible]	[illegible]	[illegible]	[illegible]	[illegible]
	OREGON			PENNSYLVANIA			RHODE ISLAND			SOUTH CAROLINA			SOUTH DAKOTA		
Large stores and multiunits															
Analyzing merchandise line sales, total	[illegible]	[illegible]	[illegible]	[illegible]	[illegible]	[illegible]	[illegible]	[illegible]	[illegible]	[illegible]	[illegible]	[illegible]	[illegible]	[illegible]	[illegible]
Coal and wood	[illegible]	[illegible]	[illegible]	[illegible]	[illegible]	[illegible]	[illegible]	[illegible]	[illegible]	[illegible]	[illegible]	[illegible]	[illegible]	[illegible]	[illegible]
Ice	[illegible]	[illegible]	[illegible]	[illegible]	[illegible]	[illegible]	[illegible]	[illegible]	[illegible]	[illegible]	[illegible]	[illegible]	[illegible]	[illegible]	[illegible]
Fuel oil (domestic heating)	[illegible]	[illegible]	[illegible]	[illegible]	[illegible]	[illegible]	[illegible]	[illegible]	[illegible]	[illegible]	[illegible]	[illegible]	[illegible]	[illegible]	[illegible]
Bottled gas	[illegible]	[illegible]	[illegible]	[illegible]	[illegible]	[illegible]	[illegible]	[illegible]	[illegible]	[illegible]	[illegible]	[illegible]	[illegible]	[illegible]	[illegible]
Oil burners, furnaces, stokers	[illegible]	[illegible]	[illegible]	[illegible]	[illegible]	[illegible]	[illegible]	[illegible]	[illegible]	[illegible]	[illegible]	[illegible]	[illegible]	[illegible]	[illegible]
Other major household appliances	[illegible]	[illegible]	[illegible]	[illegible]	[illegible]	[illegible]	[illegible]	[illegible]	[illegible]	[illegible]	[illegible]	[illegible]	[illegible]	[illegible]	[illegible]
Hay, grain, feed, farm and garden supplies	[illegible]	[illegible]	[illegible]	[illegible]	[illegible]	[illegible]	[illegible]	[illegible]	[illegible]	[illegible]	[illegible]	[illegible]	[illegible]	[illegible]	[illegible]
Other sales	[illegible]	[illegible]	[illegible]	[illegible]	[illegible]	[illegible]	[illegible]	[illegible]	[illegible]	[illegible]	[illegible]	[illegible]	[illegible]	[illegible]	[illegible]
Not analyzing merchandise line sales	[illegible]	[illegible]	[illegible]	[illegible]	[illegible]	[illegible]	[illegible]	[illegible]	[illegible]	[illegible]	[illegible]	[illegible]	[illegible]	[illegible]	[illegible]
Small single unit stores	3,140	101	..	33,603	1,088	...	1,323	43	..	4,448	116	...	720	23	...
	TEXAS			UTAH			VERMONT			WASHINGTON			WISCONSIN		
Large stores and multiunits															
Analyzing merchandise line sales, total	21,292	148	..	4,231	33	...	4,170	20	...	13,900	82	...	59,754	171	...
Coal and wood	(1)	4	(x)	3,676	26	3,985	2,502	18	3,980	8,260	69	12,077	52,249	163	59,015
Ice	...	...	...	(1)	1	(x)	(1)	2	(x)	126	6	1,102	577	18	4,223
Fuel oil (domestic heating)	(1)	2	(x)	(1)	1	(x)	713	12	2,789	2,585	34	8,664	2,564	50	16,830
Bottled gas	14,742	142	20,623	177	7	246	(1)	3	(x)	1,290	14	1,823	743	10	1,195
Oil burners, furnaces, stokers	232	2	1,248	(1)	1	(x)	157	8	2,132	699	20	5,685	521	23	21,362
Other major household appliances	3,286	104	14,370	60	5	175	(1)	1	(x)	238	12	2,621	130	11	2,222
Hay, grain, feed, farm and garden supplies	(1)	3	(x)	(1)	3	(x)	(1)	1	(x)	(1)	4	(x)	519	10	1,510
Other sales	2,533	..	...	318	...	...	798	...	...	695	...	...	2,451	...	...
Not analyzing merchandise line sales	481	3	...	206	1	..	..	...	..	54	1	...	41	1	...
Small single unit stores	5,733	130	..	1,513	54	...	1,601	46	...	4,582	166	...	12,344	300	...

[illegible] of 1948.

Table 24D.—MERCHANDISE LINE SALES OF LARGE STORES AND MULTIUNITS—MISCELLANEOUS KINDS OF BUSINESS—KIND OF BUSINESS, BY STATE: 1948—Continued

[See text for explanatory material]

FUEL OIL DEALERS

Kind of business and merchandise line	CALIFORNIA			CONNECTICUT			DELAWARE			DISTRICT OF COLUMBIA			ILLINOIS		
	Merchandise line sales (Thousand dollars)	Stores reporting merchandise line: Number	Stores reporting merchandise line: Total sales (Thousand dollars)	Merchandise line sales (Thousand dollars)	Number	Total sales (Thousand dollars)	Merchandise line sales (Thousand dollars)	Number	Total sales (Thousand dollars)	Merchandise line sales (Thousand dollars)	Number	Total sales (Thousand dollars)	Merchandise line sales (Thousand dollars)	Number	Total sales (Thousand dollars)
Large stores and multiunits															
Analyzing merchandise line sales, total	10,[illegible]75	45	...	31,633	130	...	11,465	10	...	11,962	12	...	25,4[illegible]	64	...
Fuel oil (domestic heating)	7,970	45	10,[illegible]	21,145	130	31,633	10,771	10	11,465	8,092	12	11,962	21,41[illegible]	64	[illegible]
Coal and wood	(1)	2	[illegible]	3,706	51	1[illegible],201	2[illegible]6	5	9[illegible]	1,2[illegible]	8	8,[illegible]5	[illegible]	[illegible]	[illegible]
Bottled gas	[illegible]71	9	[illegible]	38	6	1,205	...	...	...	...	...	...	[illegible]	[illegible]	[illegible]
Oil burners, furnaces, stokers	495	24	5,94[illegible]	1,530	50	17,495	[illegible]	2	(x)	804	8	8,8[illegible]	[illegible]	[illegible]9	[illegible]
Other major household appliances	89[illegible]	12	3,181	222	15	2,972	(1)	1	(x)	(1)	1	[illegible]	11[illegible]	[illegible]	8[illegible]
Other sales	747	...	...	4,992	...	...	488	...	...	1,791	...	...	1,[illegible]21	...	...
Not analyzing merchandise line sales	200	2	...	692	2	...	...	...	...	...	...	...	[illegible]45	2	...
Small single unit stores	2,205	42	...	8,960	212	...	433	12	...	279	6	...	[illegible]	[illegible]	...

Kind of business and merchandise line	IOWA			MAINE			MARYLAND			MASSACHUSETTS			MICHIGAN		
	Merchandise line sales (Thousand dollars)	Number	Total sales (Thousand dollars)	Merchandise line sales (Thousand dollars)	Number	Total sales (Thousand dollars)	Merchandise line sales (Thousand dollars)	Number	Total sales (Thousand dollars)	Merchandise line sales (Thousand dollars)	Number	Total sales (Thousand dollars)	Merchandise line sales (Thousand dollars)	Number	Total sales (Thousand dollars)
Large stores and multiunits															
Analyzing merchandise line sales, total	5,704	15	...	13,905	57	...	17,4[illegible]7	44	...	81,725	274	...	12,711	30	...
Fuel oil (domestic heating)	2,806	15	5,704	8,540	57	13,905	13,192	44	17,4[illegible]7	58,157	274	81,725	9,751	30	12,711
Coal and wood	1,619	7	3,777	1,462	19	4,7[illegible]2	1,948	18	10,142	8,426	101	32,774	[illegible]	10	4,273
Bottled gas	(1)	3	(x)	70	6	1,466	...	...	...	505	22	5,[illegible]46	...	...	...
Oil burners, furnaces, stokers	313	9	3,946	560	23	6,809	739	20	6,918	5,366	116	52,514	923	7	4,884
Other major household appliances	(1)	4	(x)	410	14	4,140	(1)	1	(x)	639	30	10,959	(1)	2	x
Other sales	968	...	...	2,863	...	...	1,588	...	...	8,632	...	...	41[illegible]	...	...
Not analyzing merchandise line sales	46	1	...	...	...	...	114	1	...	755	[illegible]	...	1[illegible]3	1	...
Small single unit stores	446	19	...	3,446	72	...	1,088	21	...	19,686	493	...	1,162	31	...

Kind of business and merchandise line	MINNESOTA			MISSOURI			NEW HAMPSHIRE			NEW JERSEY			NEW YORK		
	Merchandise line sales (Thousand dollars)	Number	Total sales (Thousand dollars)	Merchandise line sales (Thousand dollars)	Number	Total sales (Thousand dollars)	Merchandise line sales (Thousand dollars)	Number	Total sales (Thousand dollars)	Merchandise line sales (Thousand dollars)	Number	Total sales (Thousand dollars)	Merchandise line sales (Thousand dollars)	Number	Total sales (Thousand dollars)
Large stores and multiunits															
Analyzing merchandise line sales, total	8,080	18	...	8,787	18	...	10,112	50	...	74,564	211	...	144,782	435	...
Fuel oil (domestic heating)	7,010	18	8,080	7,177	18	8,787	6,618	50	10,112	53,769	211	74,564	116,424	435	144,782
Coal and wood	293	6	948	...	...	...	1,175	17	4,193	10,444	80	33,082	12,991	112	38,978
Bottled gas	(1)	1	(x)	(1)	3	(x)	182	6	1,168	...	...	...	115	10	2,007
Oil burners, furnaces, stokers	(1)	2	(x)	(1)	4	(x)	423	21	5,653	4,711	96	38,187	6,085	135	47,160
Other major household appliances	(1)	1	(x)	(1)	3	(x)	344	12	2,637	711	16	6,925	336	16	4,631
Other sales	777	...	...	1,610	...	...	1,370	...	...	4,929	...	...	8,831	...	...
Not analyzing merchandise line sales	415	1	...	...	...	...	113	1	...	846	4	...	445	3	...
Small single unit stores	646	15	...	1,184	34	...	4,522	112	...	10,285	279	...	21,117	458	...

Kind of business and merchandise line	NORTH CAROLINA			OREGON			PENNSYLVANIA			RHODE ISLAND			SOUTH CAROLINA		
	Merchandise line sales (Thousand dollars)	Number	Total sales (Thousand dollars)	Merchandise line sales (Thousand dollars)	Number	Total sales (Thousand dollars)	Merchandise line sales (Thousand dollars)	Number	Total sales (Thousand dollars)	Merchandise line sales (Thousand dollars)	Number	Total sales (Thousand dollars)	Merchandise line sales (Thousand dollars)	Number	Total sales (Thousand dollars)
Large stores and multiunits															
Analyzing merchandise line sales, total	2,701	17	...	15,153	55	...	36,340	99	...	16,383	46	...	929	12	...
Fuel oil (domestic heating)	1,363	17	2,701	12,331	55	15,153	23,765	99	36,340	11,931	46	16,383	833	12	929
Coal and wood	682	9	1,440	1,024	15	6,009	4,220	38	15,392	2,033	16	7,458	...	...	...
Bottled gas	(1)	3	(x)	(1)	2	(x)	(1)	3	(x)	(1)	1	(x)	...	...	...
Oil burners, furnaces, stokers	(1)	2	(x)	309	16	4,519	4,090	43	24,726	1,015	21	9,518	...	...	...
Other major household appliances	(1)	3	(x)	(1)	3	(x)	665	12	8,565	204	6	3,673	...	..	...
Other sales	656	...	...	1,489	...	...	3,600	...	...	1,200	...	...	96	...	...
Not analyzing merchandise line sales	...	...	...	...	...	...	426	3	...	...	...	...	...	...	...
Small single unit stores	1,985	41	...	893	17	...	4,273	88	...	3,670	106	...	454	11	...

Kind of business and merchandise line	VERMONT			WASHINGTON		
	Merchandise line sales (Thousand dollars)	Number	Total sales (Thousand dollars)	Merchandise line sales (Thousand dollars)	Number	Total sales (Thousand dollars)
Large stores and multiunits						
Analyzing merchandise line sales, total	3,652	24	...	36,138	111	...
Fuel oil (domestic heating)	2,637	24	3,652	28,962	111	36,138
Coal and wood	414	9	1,379	4,403	52	18,714
Bottled gas	37	5	739	...	...	...
Oil burners, furnaces, stokers	(1)	4	(x)	[illegible]	28	9,317
Other major household appliances	(1)	3	(x)	449	7	2,845
Other sales	564	...	...	1,659	...	...
Not analyzing merchandise line sales	...	...	...	...	...	...
Small single unit stores	2,353	45	...	2,886	48	...

See footnotes at end of table.

Table 24D.—MERCHANDISE LINE SALES OF LARGE STORES AND MULTIUNITS—MISCELLANEOUS KINDS OF BUSINESS—KIND OF BUSINESS, BY STATE: 1948—Continued

(See text for explanatory material)

Kind of business and merchandise line	Merchandise line sales (Thousand dollars)	Stores reporting merchandise line: Number	Stores reporting merchandise line: Total sales (Thousand dollars)
ALABAMA			
ICE DEALERS			
Large stores and multiunits			
Analyzing merchandise line sales, total	382	25	...
Ice	297	25	382
Coal and wood	25	2	538
Other sales	65	...	...
Not analyzing merchandise line sales	...	...	...
Small single unit stores	174	49	...
CALIFORNIA			
Large stores and multiunits			
Analyzing merchandise line sales, total	3,647	33	...
Ice	3,424	33	3,647
Coal and wood	(1)	1	(x)
Other sales	223	...	...
Not analyzing merchandise line sales	100	3	...
Small single unit stores	1,876	115	...
ILLINOIS			
Large stores and multiunits			
Analyzing merchandise line sales, total	2,661	22	...
Ice	1,070	22	2,661
Coal and wood	1,429	5	1,908
Other sales	162	...	...
Not analyzing merchandise line sales	...	...	...
Small single unit stores	1,699	138	...
INDIANA			
Large stores and multiunits			
Analyzing merchandise line sales, total	1,793	11	...
Ice	1,496	11	1,793
Coal and wood	222	5	462
Other sales	76	...	...
Not analyzing merchandise line sales	...	...	...
Small single unit stores	1,360	86	...
IOWA			
Large stores and multiunits			
Analyzing merchandise line sales, total	509	13	...
Ice	354	13	509
Coal and wood	(1)	4	(x)
Other sales	250	...	...
Not analyzing merchandise line sales	...	...	...
Small single unit stores	532	48	...
KANSAS			
Large stores and multiunits			
Analyzing merchandise line sales, total	804	11	...
Ice	686	11	904
Coal and wood	...	...	...
Other sales	218	...	...
Not analyzing merchandise line sales	...	...	...
Small single unit stores	563	58	...
KENTUCKY			
Large stores and multiunits			
Analyzing merchandise line sales, total	1,190	11	...
Ice	1,157	11	1,190
Coal and wood	(1)	1	(x)
Other sales	33	...	...
Not analyzing merchandise line sales	...	...	...
Small single unit stores	365	47	...
MASSACHUSETTS			
Large stores and multiunits			
Analyzing merchandise line sales, total	1,236	12	...
Ice	1,017	12	1,236
Coal and wood	...	...	...
Other sales	219	...	...
Not analyzing merchandise line sales	238	2	...
Small single unit stores	2,276	144	...
NEW YORK			
Large stores and multiunits			
Analyzing merchandise line sales, total	3,208	24	...
Ice	2,517	24	3,208
Coal and wood	521	9	1,486
Other sales	170	...	...
Not analyzing merchandise line sales	...	...	...
Small single unit stores	3,463	412	...
NORTH CAROLINA			
Large stores and multiunits			
Analyzing merchandise line sales, total	3,244	22	...
Ice	2,241	22	3,244
Coal and wood	751	20	2,577
Other sales	252	...	...
Not analyzing merchandise line sales	...	...	...
Small single unit stores	734	24	...
OHIO			
Large stores and multiunits			
Analyzing merchandise line sales, total	4,456	43	...
Ice	3,846	43	4,456
Coal and wood	(1)	4	(x)
Other sales	610	...	...
Not analyzing merchandise line sales	...	...	...
Small single unit stores	1,490	122	...
SOUTH CAROLINA			
Large stores and multiunits			
Analyzing merchandise line sales, total	1,718	11	...
Ice	949	11	1,718
Coal and wood	387	9	1,688
Other sales	382	...	...
Not analyzing merchandise line sales	...	...	...
Small single unit stores	244	14	...
TEXAS			
Large stores and multiunits			
Analyzing merchandise line sales, total	1,731	34	...
Ice	1,382	34	1,731
Coal and wood	...	...	...
Other sales	349	...	...
Not analyzing merchandise line sales	...	...	...
Small single unit stores	2,604	226	...

See footnotes at end of table.

Table 24D.—MERCHANDISE LINE SALES OF LARGE STORES AND MULTIUNITS—MISCELLANEOUS KINDS OF BUSINESS—KIND OF BUSINESS, BY STATE: 1948—Continued

[See text for explanatory material]

Kind of business and merchandise line	Merchandise line sales (Thousand dollars)	Stores reporting merchandise line: Number	Stores reporting merchandise line: Total sales (Thousand dollars)
ALABAMA			
HAY, GRAIN, FEED STORES			
Large stores and multiunits—			
Analyzing merchandise line sales, total	14,056	86	...
Hay, grain, other feeds	8,242	86	14,056
Seeds, bulbs, nursery stock	1,106	45	6,500
Fertilizers	1,617	47	8,444
Farm and garden supplies	270	26	4,450
Farm equipment, implements, machinery	429	9	1,840
Coal, wood, fuel oil	(1)	3	(x)
Building materials, hardware, paint, elect. supplies	538	18	4,181
Groceries, meat, other foods	881	24	3,197
Other sales	973	...	...
Not analyzing merchandise line sales	886	3	...
Small single unit stores	5,348	140	...
ARIZONA			
Large stores and multiunits—			
Analyzing merchandise line sales, total	7,868	17	...
Hay, grain, other feeds	4,622	17	7,868
Seeds, bulbs, nursery stock	181	8	5,963
Fertilizers	159	5	4,252
Farm and garden supplies	1,214	10	6,467
Farm equipment, implements, machinery	(1)	2	(x)
Coal, wood, fuel oil	187	5	4,536
Building materials, hardware, paint, elect. supplies	(1)	4	(x)
Groceries, meat, other foods	(1)	1	(x)
Other sales	1,505	...	...
Not analyzing merchandise line sales	250	1	...
Small single unit stores	1,520	42	...
ARKANSAS			
Large stores and multiunits—			
Analyzing merchandise line sales, total	26,300	94	...
Hay, grain, other feeds	21,114	94	26,300
Seeds, bulbs, nursery stock	1,075	43	7,939
Fertilizers	632	40	8,062
Farm and garden supplies	116	18	3,190
Farm equipment, implements, machinery	257	12	3,008
Coal, wood, fuel oil	21	5	860
Building materials, hardware, paint, elect. supplies	466	17	3,300
Groceries, meat, other foods	675	14	3,199
Other sales	1,944	...	...
Not analyzing merchandise line sales	734	4	...
Small single unit stores	6,104	184	...
CALIFORNIA			
Large stores and multiunits—			
Analyzing merchandise line sales, total	185,157	481	...
Hay, grain, other feeds	158,155	481	185,157
Seeds, bulbs, nursery stock	2,970	219	80,369
Fertilizers	4,708	198	56,601
Farm and garden supplies	3,443	260	88,092
Farm equipment, implements, machinery	1,163	50	24,190
Coal, wood, fuel oil	613	127	51,070
Building materials, hardware, paint, elect. supplies	2,470	87	23,788
Groceries, meat, other foods	6,462	41	28,701
Other sales	5,173	...	...
Not analyzing merchandise line sales	1,396	7	...
Small single unit stores	16,534	389	...
COLORADO			
Large stores and multiunits—			
Analyzing merchandise line sales, total	13,809	54	...
Hay, grain, other feeds	11,470	54	13,809
Seeds, bulbs, nursery stock	166	13	3,263
Fertilizers	86	11	2,555
Farm and garden supplies	65	11	1,329
Farm equipment, implements, machinery	117	5	1,410
Coal, wood, fuel oil	190	13	3,699
Building materials, hardware, paint, elect. supplies	142	5	1,821
Groceries, meat, other foods	718	6	2,658
Other sales	855	...	...
Not analyzing merchandise line sales	30	1	...
Small single unit stores	3,684	76	...
CONNECTICUT			
Large stores and multiunits—			
Analyzing merchandise line sales, total	40,562	131	...
Hay, grain, other feeds	34,219	131	40,562
Seeds, bulbs, nursery stock	453	56	16,364
Fertilizers	933	78	21,035
Farm and garden supplies	902	61	19,396
Farm equipment, implements, machinery	369	19	7,564
Coal, wood, fuel oil	1,327	22	11,507
Building materials, hardware, paint, elect. supplies	966	23	8,072
Groceries, meat, other foods	486	6	1,773
Other sales	907	...	...
Not analyzing merchandise line sales	214	1	...
Small single unit stores	2,423	46	...
DELAWARE			
Large stores and multiunits—			
Analyzing merchandise line sales, total	52,177	115	...
Hay, grain, other feeds	41,928	115	52,177
Seeds, bulbs, nursery stock	1,264	43	21,281
Fertilizers	2,502	55	27,551
Farm and garden supplies	1,942	48	25,496
Farm equipment, implements, machinery	783	19	8,503
Coal, wood, fuel oil	1,539	53	28,314
Building materials, hardware, paint, elect. supplies	785	11	4,543
Groceries, meat, other foods	(1)	1	(x)
Other sales	1,434	...	...
Not analyzing merchandise line sales	190	2	...
Small single unit stores	1,271	22	...
FLORIDA			
Large stores and multiunits—			
Analyzing merchandise line sales, total	30,852	121	...
Hay, grain, other feeds	21,604	121	30,852
Seeds, bulbs, nursery stock	1,209	63	18,890
Fertilizers	3,359	77	22,193
Farm and garden supplies	783	61	18,817
Farm equipment, implements, machinery	1,524	25	12,451
Coal, wood, fuel oil	(1)	2	(x)
Building materials, hardware, paint, elect. supplies	374	29	8,766
Groceries, meat, other foods	417	13	1,443
Other sales	1,582	...	...
Not analyzing merchandise line sales	1,896	4	...
Small single unit stores	6,762	163	...
GEORGIA			
Large stores and multiunits—			
Analyzing merchandise line sales, total	38,060	192	...
Hay, grain, other feeds	24,172	192	38,000
Seeds, bulbs, nursery stock	1,628	70	12,783
Fertilizers	2,260	64	13,575
Farm and garden supplies	1,354	57	13,391
Farm equipment, implements, machinery	610	28	6,077
Coal, wood, fuel oil	298	10	2,379
Building materials, hardware, paint, elect. supplies	576	19	4,734
Groceries, meat, other foods	3,027	75	10,981
Other sales	4,075	...	...
Not analyzing merchandise line sales	...	...	...
Small single unit stores	7,524	208	...
IDAHO			
Large stores and multiunits—			
Analyzing merchandise line sales, total	11,079	49	...
Hay, grain, other feeds	8,089	49	11,079
Seeds, bulbs, nursery stock	305	27	5,014
Fertilizers	241	21	5,851
Farm and garden supplies	182	20	5,290
Farm equipment, implements, machinery	209	10	3,924
Coal, wood, fuel oil	750	24	6,685
Building materials, hardware, paint, elect. supplies	334	11	3,925
Groceries, meat, other foods	(1)	4	(x)
Other sales	969	...	...
Not analyzing merchandise line sales	...	...	...
Small single unit stores	1,624	38	...
ILLINOIS			
Large stores and multiunits—			
Analyzing merchandise line sales, total	65,412	284	...
Hay, grain, other feeds	44,925	284	65,412
Seeds, bulbs, nursery stock	3,345	130	32,386
Fertilizers	3,756	163	40,569
Farm and garden supplies	2,063	103	27,410
Farm equipment, implements, machinery	1,113	59	13,823
Coal, wood, fuel oil	2,705	86	26,933
Building materials, hardware, paint, elect. supplies	1,535	63	13,361
Groceries, meat, other foods	413	14	1,940
Other sales	5,557	...	...
Not analyzing merchandise line sales	1,689	5	...
Small single unit stores	20,814	549	...
INDIANA			
Large stores and multiunits—			
Analyzing merchandise line sales, total	127,672	426	...
Hay, grain, other feeds	89,259	426	127,672
Seeds, bulbs, nursery stock	4,278	251	85,528
Fertilizers	5,857	289	91,400
Farm and garden supplies	2,894	168	59,612
Farm equipment, implements, machinery	3,976	120	45,856
Coal, wood, fuel oil	7,243	206	73,696
Building materials, hardware, paint, elect. supplies	4,639	145	56,095
Groceries, meat, other foods	1,023	25	13,310
Other sales	8,503	...	...
Not analyzing merchandise line sales	366	2	...
Small single unit stores	13,175	316	...
IOWA			
Large stores and multiunits—			
Analyzing merchandise line sales, total	103,435	370	...
Hay, grain, other feeds	79,302	370	103,435
Seeds, bulbs, nursery stock	4,596	176	59,610
Fertilizers	2,826	181	55,312
Farm and garden supplies	1,067	93	31,386
Farm equipment, implements, machinery	1,629	69	23,268
Coal, wood, fuel oil	2,937	116	41,469
Building materials, hardware, paint, elect. supplies	5,081	67	25,215
Groceries, meat, other foods	1,318	34	7,655
Other sales	4,679	...	...
Not analyzing merchandise line sales	2,004	8	...
Small single unit stores	17,671	436	...
KANSAS			
Large stores and multiunits—			
Analyzing merchandise line sales, total	28,342	143	...
Hay, grain, other feeds	21,822	143	28,342
Seeds, bulbs, nursery stock	1,241	61	12,680
Fertilizers	584	63	13,210
Farm and garden supplies	201	33	6,583
Farm equipment, implements, machinery	976	18	6,348
Coal, wood, fuel oil	293	23	5,891
Building materials, hardware, paint, elect. supplies	369	20	5,516
Groceries, meat, other foods	567	13	3,402
Other sales	2,289	...	...
Not analyzing merchandise line sales	253	2	...
Small single unit stores	9,484	243	...
KENTUCKY			
Large stores and multiunits—			
Analyzing merchandise line sales, total	25,237	128	...
Hay, grain, other feeds	16,554	128	25,237
Seeds, bulbs, nursery stock	1,462	81	13,991
Fertilizers	2,271	97	17,398
Farm and garden supplies	1,701	66	10,775
Farm equipment, implements, machinery	527	27	5,434
Coal, wood, fuel oil	324	14	2,564
Building materials, hardware, paint, elect. supplies	859	36	6,912
Groceries, meat, other foods	236	9	1,535
Other sales	1,303	...	...
Not analyzing merchandise line sales	1,042	2	...
Small single unit stores	6,721	189	...
LOUISIANA			
Large stores and multiunits—			
Analyzing merchandise line sales, total	12,803	62	...
Hay, grain, other feeds	8,675	62	12,803
Seeds, bulbs, nursery stock	616	37	8,282
Fertilizers	1,034	41	8,602
Farm and garden supplies	469	31	6,928
Farm equipment, implements, machinery	358	14	4,217
Coal, wood, fuel oil	(1)	1	(x)
Building materials, hardware, paint, elect. supplies	497	14	3,837
Groceries, meat, other foods	323	6	3,147
Other sales	831	...	...
Not analyzing merchandise line sales	259	1	...
Small single unit stores	4,898	115	...
MAINE			
Large stores and multiunits—			
Analyzing merchandise line sales, total	28,743	110	...
Hay, grain, other feeds	23,162	110	28,743
Seeds, bulbs, nursery stock	508	46	11,951
Fertilizers	1,471	67	15,286
Farm and garden supplies	815	36	10,918
Farm equipment, implements, machinery	535	29	7,093
Coal, wood, fuel oil	609	16	4,712
Building materials, hardware, paint, elect. supplies	498	27	6,129
Groceries, meat, other foods	501	20	3,073
Other sales	644	...	...
Not analyzing merchandise line sales	165	1	...
Small single unit stores	2,976	61	...
MARYLAND			
Large stores and multiunits—			
Analyzing merchandise line sales, total	57,166	169	...
Hay, grain, other feeds	42,237	169	57,166
Seeds, bulbs, nursery stock	2,530	99	32,518
Fertilizers	2,718	108	32,480
Farm and garden supplies	2,402	92	30,615
Farm equipment, implements, machinery	663	28	8,443
Coal, wood, fuel oil	1,680	37	15,078
Building materials, hardware, paint, elect. supplies	1,397	50	12,652
Groceries, meat, other foods	1,371	15	3,857
Other sales	2,168	...	...
Not analyzing merchandise line sales	...	...	...
Small single unit stores	3,991	92	...
MASSACHUSETTS			
Large stores and multiunits—			
Analyzing merchandise line sales, total	57,094	199	...
Hay, grain, other feeds	47,541	199	57,094
Seeds, bulbs, nursery stock	493	68	19,993
Fertilizers	1,172	91	26,174
Farm and garden supplies	1,671	79	23,900
Farm equipment, implements, machinery	423	30	7,043
Coal, wood, fuel oil	2,864	53	14,935
Building materials, hardware, paint, elect. supplies	2,084	72	18,643
Groceries, meat, other foods	137	5	1,022
Other sales	709	...	...
Not analyzing merchandise line sales	...	...	...
Small single unit stores	3,377	67	...
MICHIGAN			
Large stores and multiunits—			
Analyzing merchandise line sales, total	64,420	250	...
Hay, grain, other feeds	40,941	250	64,420
Seeds, bulbs, nursery stock	2,451	168	45,754
Fertilizers	3,650	182	47,531
Farm and garden supplies	1,341	105	26,705
Farm equipment, implements, machinery	2,437	85	26,159
Coal, wood, fuel oil	5,637	134	38,460
Building materials, hardware, paint, elect. supplies	2,332	89	25,162
Groceries, meat, other foods	299	9	1,942
Other sales	5,332	...	...
Not analyzing merchandise line sales	1,929	7	...
Small single unit stores	10,806	273	...
MINNESOTA			
Large stores and multiunits—			
Analyzing merchandise line sales, total	45,008	191	...
Hay, grain, other feeds	35,669	191	45,008
Seeds, bulbs, nursery stock	2,050	113	27,902
Fertilizers	1,652	119	31,368
Farm and garden supplies	581	57	16,302
Farm equipment, implements, machinery	1,063	48	13,639
Coal, wood, fuel oil	1,123	63	16,375
Building materials, hardware, paint, elect. supplies	447	27	8,375
Groceries, meat, other foods	656	11	3,243
Other sales	1,767	...	...
Not analyzing merchandise line sales	955	6	...
Small single unit stores	10,594	241	...
MISSISSIPPI			
Large stores and multiunits—			
Analyzing merchandise line sales, total	12,268	59	...
Hay, grain, other feeds	7,519	59	12,268
Seeds, bulbs, nursery stock	1,318	44	7,718
Fertilizers	1,307	39	7,507
Farm and garden supplies	277	26	4,386
Farm equipment, implements, machinery	397	14	2,682
Coal, wood, fuel oil	(1)	2	(x)
Building materials, hardware, paint, elect. supplies	194	10	1,535
Groceries, meat, other foods	412	12	2,022
Other sales	844	...	...
Not analyzing merchandise line sales	381	2	...
Small single unit stores	4,790	106	...
MISSOURI			
Large stores and multiunits—			
Analyzing merchandise line sales, total	106,678	387	...
Hay, grain, other feeds	67,529	387	106,678
Seeds, bulbs, nursery stock	3,950	220	72,180
Fertilizers	3,864	242	75,092
Farm and garden supplies	1,941	134	44,898
Farm equipment, implements, machinery	1,765	60	26,035
Coal, wood, fuel oil	2,068	121	38,037
Building materials, hardware, paint, elect. supplies	3,081	133	45,495
Groceries, meat, other foods	9,378	165	51,044
Other sales	13,102	...	...
Not analyzing merchandise line sales	7,471	21	...
Small single unit stores	27,126	765	...
NEBRASKA			
Large stores and multiunits—			
Analyzing merchandise line sales, total	21,448	81	...
Hay, grain, other feeds	15,876	81	21,448
Seeds, bulbs, nursery stock	716	28	10,275
Fertilizers	265	15	7,788
Farm and garden supplies	266	20	5,649
Farm equipment, implements, machinery	638	14	4,311
Coal, wood, fuel oil	518	27	10,093
Building materials, hardware, paint, elect. supplies	1,252	18	6,122
Groceries, meat, other foods	173	5	631
Other sales	1,744	...	...
Not analyzing merchandise line sales	850	3	...
Small single unit stores	6,001	158	...
NEW HAMPSHIRE			
Large stores and multiunits—			
Analyzing merchandise line sales, total	23,946	107	...
Hay, grain, other feeds	19,187	107	23,946
Seeds, bulbs, nursery stock	344	52	13,453
Fertilizers	666	60	14,894
Farm and garden supplies	322	26	5,586
Farm equipment, implements, machinery	570	45	10,975
Coal, wood, fuel oil	748	34	9,913
Building materials, hardware, paint, elect. supplies	855	51	12,757
Groceries, meat, other foods	305	5	1,434
Other sales	949	...	...
Not analyzing merchandise line sales	...	...	...
Small single unit stores	1,037	22	...

See footnotes at end of table.

Table 24D.—MERCHANDISE LINE SALES OF LARGE STORES AND MULTIUNITS—MISCELLANEOUS KINDS OF BUSINESS—KIND OF BUSINESS, BY STATE: 1948—Continued

(See text for explanatory material)

Columns for each state: Merchandise line sales (Thousand dollars); Stores reporting merchandise line: Number; Stores reporting merchandise line: Total sales (Thousand dollars)

HAY, GRAIN, FEED STORES

Kind of business and merchandise line	[illegible] Merchandise line sales	Number	Total sales	[illegible] Merchandise line sales	Number	Total sales	NEW YORK Merchandise line sales	Number	Total sales	NORTH CAROLINA Merchandise line sales	Number	Total sales	OHIO Merchandise line sales	Number	Total sales
Large stores and multiunits															
Analyzing merchandise line sales, total	[illegible]	[illegible]	...	[illegible]	[illegible]	...	[illegible]	[illegible]	...	[illegible]	[illegible]	...	179,956	664	...
Hay, grain, other feeds	[illegible]	[illegible]	[illegible]	[illegible]	[illegible]	[illegible]	[illegible]	[illegible]	[illegible]	[illegible]	[illegible]	[illegible]	125,497	664	179,956
Seeds, bulbs, nursery stock	[illegible]	[illegible]	[illegible]	[illegible]	[illegible]	[illegible]	[illegible]	[illegible]	[illegible]	[illegible]	[illegible]	[illegible]	5,461	357	120,765
Fertilizers	[illegible]	[illegible]	[illegible]	[illegible]	[illegible]	[illegible]	[illegible]	[illegible]	[illegible]	6,951	[illegible]	[illegible]	[illegible]	458	145,544
Farm and garden supplies	[illegible]	[illegible]	[illegible]	[illegible]	[illegible]	[illegible]	[illegible]	[illegible]	[illegible]	[illegible]	107	[illegible]	3,643	252	76,629
Farm equipment, implements, machinery	[illegible]	[illegible]	[illegible]	[illegible]	[illegible]	[illegible]	[illegible]	[illegible]	[illegible]	2,434	[illegible]	[illegible]	6,441	205	74,631
Coal, wood, fuel oil	[illegible]	[illegible]	[illegible]	[illegible]	[illegible]	[illegible]	[illegible]	[illegible]	[illegible]	[illegible]	11	[illegible]	[illegible]	335	119,553
Building materials, hardware, paint, elect. supplies	[illegible]	[illegible]	[illegible]	[illegible]	[illegible]	[illegible]	[illegible]	[illegible]	110,144	1,929	[illegible]	[illegible]	[illegible]	286	103,534
Groceries, meat, other foods	[illegible]	[illegible]	[illegible]	...	...	...	[illegible]	41	[illegible]	1,431	47	[illegible]	[illegible]	64	20,731
Other sales	[illegible]	...	...	[illegible]	...	...	[illegible]	...	...	2,573	...	...	[illegible]	...	...
Not analyzing merchandise line sales	[illegible]	[illegible]	...	...	[illegible]	...	[illegible]	11	...	...	...	...	[illegible]	16	...
Small single unit stores	[illegible]	[illegible]	...	[illegible]	[illegible]	...	[illegible]	[illegible]	...	9,244	263	...	15,838	357	...

Kind of business and merchandise line	OKLAHOMA Merchandise line sales	Number	Total sales	OREGON Merchandise line sales	Number	Total sales	PENNSYLVANIA Merchandise line sales	Number	Total sales	RHODE ISLAND Merchandise line sales	Number	Total sales	SOUTH CAROLINA Merchandise line sales	Number	Total sales
Large stores and multiunits															
Analyzing merchandise line sales, total	[illegible]	[illegible]	...	[illegible]	[illegible]	...	180,623	708	...	7,578	33	...	11,931	91	...
Hay, grain, other feeds	[illegible]	[illegible]	[illegible]	[illegible]	[illegible]	[illegible]	134,379	708	180,623	7,377	33	7,578	6,650	91	11,931
Seeds, bulbs, nursery stock	[illegible]	[illegible]	[illegible]	[illegible]	45	[illegible]	5,680	[illegible]	106,230	50	11	2,514	682	45	6,251
Fertilizers	[illegible]	[illegible]	[illegible]	[illegible]	[illegible]	[illegible]	8,360	518	138,811	269	15	4,007	1,493	47	6,597
Farm and garden supplies	[illegible]	[illegible]	[illegible]	[illegible]	92	[illegible]	[illegible]	253	77,690	283	12	3,032	554	39	6,460
Farm equipment, implements, machinery	[illegible]	[illegible]	[illegible]	[illegible]	34	11,197	2,988	169	52,961	57	6	1,220	394	25	3,568
Coal, wood, fuel oil	[illegible]	[illegible]	[illegible]	[illegible]	16	[illegible]	5,535	179	58,274	366	7	1,320	88	6	504
Building materials, hardware, paint, elect. supplies	[illegible]	[illegible]	[illegible]	[illegible]	25	[illegible]	[illegible]	236	76,070	62	7	1,337	425	24	3,800
Groceries, meat, other foods	[illegible]	[illegible]	[illegible]	862	14	4,424	1,232	41	15,368	(1)	3	(x)	1,225	26	3,457
Other sales	[illegible]	...	...	[illegible]	...	...	10,548	...	...	114	...	...	420	...	...
Not analyzing merchandise line sales	[illegible]		...	107	1	...	[illegible]	9	...	...	...	...	844	5	...
Small single unit stores	[illegible]	[illegible]	...	4,394	86	...	[illegible]	[illegible]	...	767	14	...	4,411	105	...

Kind of business and merchandise line	SOUTH DAKOTA Merchandise line sales	Number	Total sales	TENNESSEE Merchandise line sales	Number	Total sales	TEXAS Merchandise line sales	Number	Total sales	UTAH Merchandise line sales	Number	Total sales	VERMONT Merchandise line sales	Number	Total sales
Large stores and multiunits															
Analyzing merchandise line sales, total	[illegible]	18	...	15,321	85	...	[illegible]	471	...	13,301	48	...	29,240	144	...
Hay, grain, other feeds	[illegible]	18	[illegible]	9,266	85	15,321	[illegible]	[illegible]	[illegible]	9,709	48	13,301	24,333	144	29,240
Seeds, bulbs, nursery stock	[illegible]	8	[illegible]	1,590	45	8,760	3,248	201	39,054	227	12	3,997	390	71	17,056
Fertilizers	[illegible]	[illegible]	1,438	1,518	52	9,595	3,540	215	42,441	190	12	3,634	753	82	18,219
Farm and garden supplies	[illegible]	[illegible]	[illegible]	537	37	6,928	1,284	124	23,462	80	8	3,178	461	48	10,470
Farm equipment, implements, machinery	[illegible]	[illegible]	[illegible]	[illegible]	19	5,020	1,009	44	11,794	557	27	9,155	659	37	7,388
Coal, wood, fuel oil	[illegible]	[illegible]	[illegible]	(1)	4	(x)	272	21	4,620	35	5	1,178	671	23	5,509
Building materials, hardware, paint, elect. supplies	[illegible]	[illegible]	[illegible]	733	26	[illegible]	954	53	[illegible]	(1)	3	(x)	967	54	10,807
Groceries, meat, other foods	...	...	...	159	5	[illegible]	2,510	45	[illegible]	1,647	24	8,724	209	5	1,077
Other sales	[illegible]	...	...	939	...	...	[illegible]	...	...	856	...	...	797	...	...
Not analyzing merchandise line sales	[illegible]	3	...	[illegible]	4	...	2,558	17	...	513	3	...	965	2	...
Small single unit stores	[illegible]	[illegible]	...	8,186	223	...	39,087	974	...	1,308	24	...	1,511	29	...

Kind of business and merchandise line	VIRGINIA Merchandise line sales	Number	Total sales	WASHINGTON Merchandise line sales	Number	Total sales	WEST VIRGINIA Merchandise line sales	Number	Total sales	WISCONSIN Merchandise line sales	Number	Total sales	WYOMING Merchandise line sales	Number	Total sales
Large stores and multiunits															
Analyzing merchandise line sales, total	[illegible]	[illegible]	...	[illegible]	181	...	16,156	99	...	123,369	582	...	6,202	25	...
Hay, grain, other feeds	[illegible]	[illegible]	[illegible]	43,947	181	61,912	11,869	99	16,156	87,029	582	123,369	5,041	25	6,202
Seeds, bulbs, nursery stock	[illegible]	119	[illegible]	1,069	127	49,933	485	56	8,844	6,399	397	85,928	227	8	2,587
Fertilizers	[illegible]	141	[illegible]	1,159	122	[illegible]	780	65	10,430	7,842	453	97,657	38	6	1,853
Farm and garden supplies	[illegible]	118	[illegible]	790	102	21,173	1,347	49	10,494	1,771	159	40,984	55	6	1,969
Farm equipment, implements, machinery	[illegible]	[illegible]	[illegible]	1,339	72	38,840	428	25	4,329	3,124	118	32,167	375	8	2,160
Coal, wood, fuel oil	[illegible]	[illegible]	[illegible]	[illegible]	19	5,268	133	6	1,371	5,089	171	45,748	(1)	4	(x)
Building materials, hardware, paint, elect. supplies	[illegible]	[illegible]	[illegible]	[illegible]	60	[illegible]	358	30	5,134	3,922	162	41,298	(1)	3	(x)
Groceries, meat, other foods	[illegible]	[illegible]	[illegible]	[illegible]	17	[illegible]	314	11	1,269	1,540	53	13,599	(1)	2	(x)
Other sales	[illegible]	...	...	[illegible]	...	...	[illegible]	...	...	6,653	...	...	466	...	...
Not analyzing merchandise line sales	[illegible]	4	...	[illegible]	[illegible]	...	...	...	...	1,659	9	...	...	...	...
Small single unit stores	[illegible]	[illegible]	...	[illegible]	[illegible]	...	[illegible]	110	...	[illegible]	298	...	766	15	...

Table 24D.—MERCHANDISE LINE SALES OF LARGE STORES AND MULTIUNITS—MISCELLANEOUS KINDS OF BUSINESS—KIND OF BUSINESS, BY STATE: 1948—Continued

[See text for explanatory material]

Column heads for each state: Merchandise line sales (Thousand dollars); Stores reporting merchandise line: Number; Total sales (Thousand dollars)

OTHER FARM, GARDEN SUPPLY STORES

Kind of business and merchandise line	ALABAMA Merchandise line sales	Number	Total sales	ARKANSAS Merchandise line sales	Number	Total sales	CALIFORNIA Merchandise line sales	Number	Total sales	COLORADO Merchandise line sales	Number	Total sales	FLORIDA Merchandise line sales	Number	Total sales
Large stores and multiunits—															
Analyzing merchandise line sales, total	9,323	52	...	2,667	12	...	26,582	129	...	2,151	12	...	10,530	51	...
Farm and garden supplies	450	24	4,483	842	10	2,030	5,426	71	12,142	414	6	1,069	3,302	43	8,547
Hay, grain, other feeds	1,280	37	7,152	382	6	1,378	1,595	30	4,857	(1)	4	(x)	1,651	33	7,515
Seeds, bulbs, nursery stock	1,878	38	6,897	875	7	1,555	3,062	58	7,951	1,066	10	2,009	1,581	37	7,35[illegible]
Fertilizers	4,082	49	8,686	140	5	870	8,231	84	14,651	43	7	1,1[illegible]	2,669	45	9,2[illegible]
Farm equipment, implements, machinery	218	9	1,432	136	5	783	2,563	25	5,797	(1)	2	(x)	584	28	6,727
Coal, wood, fuel oil	384	7	1,834	...	...	...	149	6	1,159	...	...	...	(1)	2	(x)
Building materials, hardware, paint, elect. supplies	234	9	1,774	(1)	3	(x)	123	7	707	(1)	1	(x)	281	10	2,198
Groceries, meat, other foods	286	7	1,045	(1)	4	(x)	(1)	3	(x)	(1)	2	(x)	(1)	2	(x)
Other sales	211	...	...	282	...	...	1,633	...	...	578	...	...	462	...	...
Not analyzing merchandise line sales	...	...	...	...	...	...	773	3	...	130	1	...	...	...	...
Small single unit stores	2,062	46	...	888	23	...	6,877	217	...	432	13	...	1,817	55	...

Kind of business and merchandise line	GEORGIA Merchandise line sales	Number	Total sales	ILLINOIS Merchandise line sales	Number	Total sales	INDIANA Merchandise line sales	Number	Total sales	IOWA Merchandise line sales	Number	Total sales	KENTUCKY Merchandise line sales	Number	Total sales
Large stores and multiunits—															
Analyzing merchandise line sales, total	8,680	57	...	14,777	66	...	12,159	39	...	20,559	74	...	5,050	26	...
Farm and garden supplies	1,425	24	3,814	2,705	28	7,195	991	28	8,089	1,890	29	4,779	634	20	3,898
Hay, grain, other feeds	874	24	3,777	1,679	25	6,252	2,003	24	10,345	1,400	22	5,448	1,086	18	4,180
Seeds, bulbs, nursery stock	1,203	29	4,058	6,167	39	10,050	1,818	32	11,387	14,488	65	18,514	1,236	19	4,237
Fertilizers	4,190	48	7,468	2,734	40	8,524	1,491	26	10,958	1,189	30	6,675	662	19	4,258
Farm equipment, implements, machinery	248	10	1,672	426	15	4,208	1,029	20	8,371	255	9	1,774	490	10	2,150
Coal, wood, fuel oil	114	8	1,289	(1)	2	(x)	825	16	8,004	(1)	3	(x)	(1)	2	(x)
Building materials, hardware, paint, elect. supplies	98	6	818	176	7	1,863	1,277	18	9,159	280	33	5,759	410	9	2,186
Groceries, meat, other foods	(1)	3	(x)	(1)	3	(x)	(1)	4	(x)	(1)	3	(x)	(1)	3	(x)
Other sales	523	...	...	890	...	...	2,725	...	...	1,057	...	...	532	...	...
Not analyzing merchandise line sales	375	2	...	517	2	...	242	2	...	240	2	...	...	...	...
Small single unit stores	3,070	79	...	3,314	89	...	1,864	58	...	2,547	81	...	1,497	39	...

Kind of business and merchandise line	LOUISIANA Merchandise line sales	Number	Total sales	MARYLAND Merchandise line sales	Number	Total sales	MASSACHUSETTS Merchandise line sales	Number	Total sales	MICHIGAN Merchandise line sales	Number	Total sales	MINNESOTA Merchandise line sales	Number	Total sales
Large stores and multiunits—															
Analyzing merchandise line sales, total	6,243	26	...	5,622	21	...	1,938	9	...	8,934	38	...	3,321	18	...
Farm and garden supplies	314	14	2,585	659	9	2,324	1,270	9	1,938	2,352	28	5,462	651	9	1,461
Hay, grain, other feeds	481	19	5,229	432	8	2,847	...	...	...	981	21	4,291	553	9	2,212
Seeds, bulbs, nursery stock	2,458	24	6,012	1,257	13	3,846	(1)	4	(x)	2,793	21	4,758	865	13	2,537
Fertilizers	2,162	23	5,550	1,330	12	3,891	326	5	1,666	770	26	4,996	539	11	2,084
Farm equipment, implements, machinery	350	8	2,942	723	8	2,338	153	5	1,479	537	16	3,286	352	7	1,474
Coal, wood, fuel oil	(1)	1	(x)	(1)	3	(x)	...	...	...	337	9	2,693	(1)	1	(x)
Building materials, hardware, paint, elect. supplies	(1)	4	(x)	389	5	1,213	(1)	4	(x)	610	17	3,087	(1)	2	(x)
Groceries, meat, other foods	(1)	1	(x)	(1)	2	(x)	...	...	...	(1)	3	(x)	(1)	2	(x)
Other sales	478	...	...	332	...	...	189	...	...	554	...	...	361	...	...
Not analyzing merchandise line sales	670	5	...	...	...	...	...	...	...	151	2	...	177	1	...
Small single unit stores	1,078	30	...	1,535	31	...	356	13	...	2,510	101	...	1,109	25	...

Kind of business and merchandise line	MISSISSIPPI Merchandise line sales	Number	Total sales	MISSOURI Merchandise line sales	Number	Total sales	NEBRASKA Merchandise line sales	Number	Total sales	NEW JERSEY Merchandise line sales	Number	Total sales	NEW YORK Merchandise line sales	Number	Total sales
Large stores and multiunits—															
Analyzing merchandise line sales, total	10,753	58	...	6,871	41	...	3,539	24	...	6,561	23	...	11,532	68	...
Farm and garden supplies	[illegible]27	23	4,043	1,601	22	3,997	631	12	1,706	727	10	4,240	1,773	34	5,918
Hay, grain, other feeds	1,355	39	7,211	591	14	2,372	822	9	1,829	669	7	3,628	1,157	21	4,727
Seeds, bulbs, nursery stock	2,533	45	8,281	2,358	27	4,327	1,342	21	2,829	2,511	17	5,114	5,062	53	8,826
Fertilizers	4,335	50	9,790	776	15	2,754	118	6	977	941	12	4,892	1,243	29	5,244
Farm equipment, implements, machinery	676	17	3,350	459	9	1,438	(1)	3	(x)	518	9	3,144	433	13	2,793
Coal, wood, fuel oil	(1)	2	(x)	158	6	1,348	(1)	2	(x)	191	6	2,104	322	6	1,558
Building materials, hardware, paint, elect. supplies	382	18	3,214	159	13	2,277	143	11	1,358	223	5	2,432	316	10	1,993
Groceries, meat, other foods	227	12	1,843	216	5	1,409	(1)	1	(x)	(1)	4	(x)	121	5	1,067
Other sales	518	...	...	553	...	...	433	...	...	781	...	...	1,105	...	...
Not analyzing merchandise line sales	...	...	...	...	...	...	157	1	...	...	...	...	449	1	...
Small single unit stores	2,017	48	...	1,836	[illegible]	...	997	28	...	675	31	...	3,064	101	...

Kind of business and merchandise line	NORTH CAROLINA Merchandise line sales	Number	Total sales	OHIO Merchandise line sales	Number	Total sales	OREGON Merchandise line sales	Number	Total sales	PENNSYLVANIA Merchandise line sales	Number	Total sales	SOUTH CAROLINA Merchandise line sales	Number	Total sales
Large stores and multiunits—															
Analyzing merchandise line sales, total	17,930	42	...	12,443	73	...	4,711	22	...	16,197	44	...	[illegible]	43	...
Farm and garden supplies	1,877	42	8,430	2,478	53	8,458	[illegible]	17	4,14[illegible]	2,362	25	5,918	[illegible]	10	1,3[illegible]
Hay, grain, other feeds	1,626	50	9,912	1,786	42	7,461	880	14	3,670	1,359	16	5,055	546	17	2,88[illegible]
Seeds, bulbs, nursery stock	2,271	44	8,380	3,072	55	9,305	1,337	19	4,239	8,321	23	11,633	437	11	1,507
Fertilizers	5,154	79	15,720	1,004	39	6,129	680	18	4,151	1,541	24	8,206	3,942	37	5,726
Farm equipment, implements, machinery	2,016	45	10,905	1,077	38	6,948	373	8	2,669	627	11	3,888	169	8	1,449
Coal, wood, fuel oil	(1)	3	(x)	696	14	4,425	(1)	2	(x)	310	6	2,351	119	7	1,[illegible]
Building materials, hardware, paint, elect. supplies	770	29	5,835	1,101	42	7,518	(1)	3	(x)	577	10	3,391	(1)	4	(x)
Groceries, meat, other foods	701	20	4,837	(1)	4	(x)	(1)	1	(x)	(1)	2	(x)	(1)	4	(x)
Other sales	3,515	...	...	1,229	...	...	829	...	...	1,100	...	...	575	...	...
Not analyzing merchandise line sales	524	1	...	...	...	...	...	...	...	1,119	3	...	...	...	...
Small single unit stores	4,257	95	...	3,190	107	...	666	20	...	2,375	69	...	1,896	47	...

See footnotes at end of table.

Table 24D.—MERCHANDISE LINE SALES OF LARGE STORES AND MULTIUNITS—MISCELLANEOUS KINDS OF BUSINESS—KIND OF BUSINESS, BY STATE: 1948—Continued

[See text for explanatory material]

Kind of business and merchandise line	Merchandise line sales (Thousand dollars)	Stores reporting merchandise line: Number	Stores reporting merchandise line: Total sales (Thousand dollars)	Merchandise line sales (Thousand dollars)	Stores reporting merchandise line: Number	Stores reporting merchandise line: Total sales (Thousand dollars)	Merchandise line sales (Thousand dollars)	Stores reporting merchandise line: Number	Stores reporting merchandise line: Total sales (Thousand dollars)	Merchandise line sales (Thousand dollars)	Stores reporting merchandise line: Number	Stores reporting merchandise line: Total sales (Thousand dollars)	Merchandise line sales (Thousand dollars)	Stores reporting merchandise line: Number	Stores reporting merchandise line: Total sales (Thousand dollars)
	TENNESSEE			TEXAS			VIRGINIA			WASHINGTON			WISCONSIN		
OTHER FARM, GARDEN SUPPLY STORES															
Large stores and multiunits															
Analyzing merchandise line sales, total	8,628	50	...	9,583	62	...	7,547	36	...	2,637	16	...	3,879	21	...
Farm and garden supplies	3,358	24	3,658	2,358	33	5,600	1,233	25	5,522	1,358	15	2,514	1,182	13	2,942
Hay, grain, other feeds	1,315	34	6,471	831	19	3,512	853	26	5,612	174	5	887	565	14	2,273
Seeds, bulbs, nursery stock	2,910	38	7,310	2,644	40	5,743	1,823	25	5,669	224	5	677	654	13	2,169
Fertilizers	2,311	40	7,651	1,998	38	6,064	1,953	28	6,356	315	9	1,389	371	13	2,712
Farm equipment, implements, machinery	272	11	1,763	1,077	17	2,176	373	16	4,003	202	7	1,239	262	9	1,956
Coal, wood, fuel oil	(1)	2	(x)	(1)	1	(x)	(1)	3	(x)	(1)	2	(x)	204	9	1,724
Building materials, hardware, paint, elect. supplies	500	21	3,147	164	7	931	317	14	3,766	(1)	1	(x)	197	11	1,923
Groceries, meat, other foods	(1)	4	(x)	(1)	3	(x)	527	11	2,842	(1)	1	(x)	(1)	1	(x)
Other sales	983	...	...	511	...	...	468	...	...	364	...	...	444	...	...
Not analyzing merchandise line sales	186	1	...	351	3	...	1,113	2	...	...	...	...	...	...	...
Small single unit stores	1,677	45	...	3,497	92	...	1,495	36	...	931	31	...	779	31	...

See footnotes at end of table.

Table 24D.—MERCHANDISE LINE SALES OF LARGE STORES AND MULTIUNITS—MISCELLANEOUS KINDS OF BUSINESS—KIND OF BUSINESS, BY STATE: 1948—Continued

[See text for explanatory material]

Kind of business and merchandise line	Merchandise line sales (Thousand dollars)	Stores reporting merchandise line: Number	Stores reporting merchandise line: Total sales (Thousand dollars)
JEWELRY STORES	**ALABAMA**		
Large stores and multiunits—			
Analyzing merchandise line sales, total	11,989	72	...
Jewelry (exc. items below)	2,384	69	11,829
Diamonds and precious stones	2,746	63	11,598
Watches, clocks, silverware	3,867	64	11,148
Novelty and costume jewelry	540	49	8,293
Cameras, photo equipment and supplies	260	26	5,870
Optical goods, frames, lenses	489	20	4,255
Luggage and leather goods	211	32	5,038
Radios, television sets and parts	395	23	5,942
Household appliances	145	19	3,089
Other sales	952	...	...
Not analyzing merchandise line sales	802	6	...
Small single unit stores	4,802	217	...
	ARIZONA		
Large stores and multiunits—			
Analyzing merchandise line sales, total	3,695	24	...
Jewelry (exc. items below)	588	21	3,452
Diamonds and precious stones	712	20	3,481
Watches, clocks, silverware	1,170	21	3,496
Novelty and costume jewelry	307	17	2,825
Cameras, photo equipment and supplies	27	6	1,144
Optical goods, frames, lenses	48	5	1,425
Luggage and leather goods	(1)	2	(x)
Radios, television sets and parts	63	6	1,237
Household appliances	169	8	1,428
Other sales	511	...	...
Not analyzing merchandise line sales	...	...	...
Small single unit stores	2,081	88	...
	ARKANSAS		
Large stores and multiunits—			
Analyzing merchandise line sales, total	5,329	38	...
Jewelry (exc. items below)	1,090	35	4,564
Diamonds and precious stones	1,844	34	5,148
Watches, clocks, silverware	1,399	34	5,148
Novelty and costume jewelry	253	24	3,697
Cameras, photo equipment and supplies	11	5	561
Optical goods, frames, lenses	(1)	1	(x)
Luggage and leather goods	76	14	2,721
Radios, television sets and parts	41	6	560
Household appliances	82	8	1,254
Other sales	533	...	...
Not analyzing merchandise line sales	211	1	...
Small single unit stores	3,372	137	...
	CALIFORNIA		
Large stores and multiunits—			
Analyzing merchandise line sales, total	70,665	475	...
Jewelry (exc. items below)	11,027	412	63,517
Diamonds and precious stones	19,088	416	67,095
Watches, clocks, silverware	22,240	443	68,572
Novelty and costume jewelry	3,466	301	52,228
Cameras, photo equipment and supplies	1,156	76	21,519
Optical goods, frames, lenses	907	42	15,441
Luggage and leather goods	536	86	24,437
Radios, television sets and parts	2,082	147	35,687
Household appliances	3,408	175	40,373
Other sales	6,757	...	...
Not analyzing merchandise line sales	2,870	20	...
Small single unit stores	38,603	1,454	...
	COLORADO		
Large stores and multiunits—			
Analyzing merchandise line sales, total	5,190	50	...
Jewelry (exc. items below)	984	46	5,146
Diamonds and precious stones	1,350	47	5,090
Watches, clocks, silverware	1,488	49	5,180
Novelty and costume jewelry	420	40	4,849
Cameras, photo equipment and supplies	73	13	1,933
Optical goods, frames, lenses	128	12	1,576
Luggage and leather goods	51	13	1,609
Radios, television sets and parts	21	7	886
Household appliances	116	20	2,254
Other sales	559	...	...
Not analyzing merchandise line sales	1,115	5	...
Small single unit stores	5,752	221	...
	CONNECTICUT		
Large stores and multiunits—			
Analyzing merchandise line sales, total	12,183	70	...
Jewelry (exc. items below)	2,407	67	10,505
Diamonds and precious stones	1,965	62	9,708
Watches, clocks, silverware	4,568	68	12,053
Novelty and costume jewelry	634	54	8,275
Cameras, photo equipment and supplies	154	25	5,120
Optical goods, frames, lenses	180	21	4,345
Luggage and leather goods	72	28	4,920
Radios, television sets and parts	396	22	4,092
Household appliances	260	33	6,040
Other sales	1,547	...	...
Not analyzing merchandise line sales	166	1	...
Small single unit stores	5,692	194	...
	DELAWARE		
Large stores and multiunits—			
Analyzing merchandise line sales, total	1,780	11	...
Jewelry (exc. items below)	353	11	1,780
Diamonds and precious stones	356	11	1,780
Watches, clocks, silverware	589	11	1,780
Novelty and costume jewelry	90	7	1,101
Cameras, photo equipment and supplies	(1)	3	(x)
Optical goods, frames, lenses	(1)	3	(x)
Luggage and leather goods	(1)	4	(x)
Radios, television sets and parts	57	5	929
Household appliances	(1)	4	(x)
Other sales	335	...	...
Not analyzing merchandise line sales	...	...	...
Small single unit stores	1,076	33	...
	DISTRICT OF COLUMBIA		
Large stores and multiunits—			
Analyzing merchandise line sales, total	12,639	42	...
Jewelry (exc. items below)	1,669	34	10,779
Diamonds and precious stones	3,381	38	12,264
Watches, clocks, silverware	4,004	41	12,486
Novelty and costume jewelry	513	30	11,049
Cameras, photo equipment and supplies	213	12	4,587
Optical goods, frames, lenses	245	8	3,164
Luggage and leather goods	88	17	6,888
Radios, television sets and parts	704	19	7,630
Household appliances	408	16	6,202
Other sales	1,414	...	...
Not analyzing merchandise line sales	...	...	...
Small single unit stores	2,724	85	...
	FLORIDA		
Large stores and multiunits—			
Analyzing merchandise line sales, total	12,453	96	...
Jewelry (exc. items below)	2,251	71	8,832
Diamonds and precious stones	2,763	80	10,985
Watches, clocks, silverware	3,909	84	11,862
Novelty and costume jewelry	1,092	62	9,157
Cameras, photo equipment and supplies	65	17	2,336
Optical goods, frames, lenses	215	7	1,723
Luggage and leather goods	245	33	5,075
Radios, television sets and parts	162	21	2,859
Household appliances	470	25	4,762
Other sales	1,281	...	...
Not analyzing merchandise line sales	1,464	10	...
Small single unit stores	8,499	322	...
	GEORGIA		
Large stores and multiunits—			
Analyzing merchandise line sales, total	14,574	96	...
Jewelry (exc. items below)	2,904	88	13,931
Diamonds and precious stones	3,698	90	13,344
Watches, clocks, silverware	4,863	93	14,437
Novelty and costume jewelry	549	72	10,073
Cameras, photo equipment and supplies	91	13	2,376
Optical goods, frames, lenses	170	11	2,421
Luggage and leather goods	164	33	6,914
Radios, television sets and parts	354	30	6,186
Household appliances	391	22	4,768
Other sales	1,390	...	...
Not analyzing merchandise line sales	1,047	10	...
Small single unit stores	6,870	250	...
	IDAHO		
Large stores and multiunits—			
Analyzing merchandise line sales, total	1,655	20	...
Jewelry (exc. items below)	249	20	1,655
Diamonds and precious stones	430	20	1,655
Watches, clocks, silverware	569	20	1,655
Novelty and costume jewelry	121	14	1,074
Cameras, photo equipment and supplies	(1)	4	(x)
Optical goods, frames, lenses	(1)	1	(x)
Luggage and leather goods	14	5	502
Radios, television sets and parts	(1)	3	(x)
Household appliances	82	7	650
Other sales	190	...	...
Not analyzing merchandise line sales	125	2	...
Small single unit stores	2,663	96	...
	ILLINOIS		
Large stores and multiunits—			
Analyzing merchandise line sales, total	52,161	299	...
Jewelry (exc. items below)	9,789	244	43,247
Diamonds and precious stones	12,730	257	44,296
Watches, clocks, silverware	15,811	269	48,359
Novelty and costume jewelry	3,499	203	32,635
Cameras, photo equipment and supplies	361	30	7,509
Optical goods, frames, lenses	802	62	12,666
Luggage and leather goods	368	68	18,093
Radios, television sets and parts	1,525	78	17,624
Household appliances	1,616	91	17,036
Other sales	5,660	...	...
Not analyzing merchandise line sales	2,101	23	...
Small single unit stores	29,257	1,044	...
	INDIANA		
Large stores and multiunits—			
Analyzing merchandise line sales, total	20,147	121	...
Jewelry (exc. items below)	3,078	101	15,491
Diamonds and precious stones	4,842	113	19,500
Watches, clocks, silverware	5,773	115	19,177
Novelty and costume jewelry	1,549	90	15,504
Cameras, photo equipment and supplies	412	26	5,428
Optical goods, frames, lenses	237	11	2,366
Luggage and leather goods	206	37	7,594
Radios, television sets and parts	512	31	7,895
Household appliances	1,109	61	12,515
Other sales	2,429	...	...
Not analyzing merchandise line sales	446	4	...
Small single unit stores	13,672	452	...
	IOWA		
Large stores and multiunits—			
Analyzing merchandise line sales, total	7,882	67	...
Jewelry (exc. items below)	1,280	60	6,879
Diamonds and precious stones	2,083	64	7,675
Watches, clocks, silverware	2,749	65	7,777
Novelty and costume jewelry	358	40	5,089
Cameras, photo equipment and supplies	32	5	1,508
Optical goods, frames, lenses	54	10	1,758
Luggage and leather goods	37	16	2,736
Radios, television sets and parts	96	8	1,638
Household appliances	71	14	1,909
Other sales	1,122	...	...
Not analyzing merchandise line sales	133	1	...
Small single unit stores	10,443	377	...
	KANSAS		
Large stores and multiunits—			
Analyzing merchandise line sales, total	5,477	42	...
Jewelry (exc. items below)	714	37	5,149
Diamonds and precious stones	1,240	40	5,457
Watches, clocks, silverware	1,405	38	5,157
Novelty and costume jewelry	288	30	4,517
Cameras, photo equipment and supplies	70	6	2,365
Optical goods, frames, lenses	218	5	2,398
Luggage and leather goods	133	13	3,081
Radios, television sets and parts	179	10	2,855
Household appliances	331	9	2,808
Other sales	899	...	...
Not analyzing merchandise line sales	936	3	...
Small single unit stores	7,881	329	...
	KENTUCKY		
Large stores and multiunits—			
Analyzing merchandise line sales, total	7,589	61	...
Jewelry (exc. items below)	1,299	51	5,356
Diamonds and precious stones	1,930	57	7,410
Watches, clocks, silverware	2,218	59	7,581
Novelty and costume jewelry	780	52	7,054
Cameras, photo equipment and supplies	36	19	2,255
Optical goods, frames, lenses	167	11	2,143
Luggage and leather goods	145	23	2,700
Radios, television sets and parts	206	17	2,951
Household appliances	135	19	2,422
Other sales	673	...	...
Not analyzing merchandise line sales	...	...	...
Small single unit stores	5,454	188	...
	LOUISIANA		
Large stores and multiunits—			
Analyzing merchandise line sales, total	13,529	63	...
Jewelry (exc. items below)	2,061	54	11,302
Diamonds and precious stones	3,116	59	13,304
Watches, clocks, silverware	4,277	60	13,329
Novelty and costume jewelry	1,061	54	12,874
Cameras, photo equipment and supplies	95	13	3,350
Optical goods, frames, lenses	86	10	1,465
Luggage and leather goods	241	26	7,877
Radios, television sets and parts	197	22	4,934
Household appliances	277	20	4,308
Other sales	2,118	...	...
Not analyzing merchandise line sales	426	4	...
Small single unit stores	4,574	197	...
	MAINE		
Large stores and multiunits—			
Analyzing merchandise line sales, total	4,427	36	...
Jewelry (exc. items below)	798	30	3,606
Diamonds and precious stones	846	33	4,271
Watches, clocks, silverware	1,209	33	4,271
Novelty and costume jewelry	290	31	4,005
Cameras, photo equipment and supplies	74	15	2,092
Optical goods, frames, lenses	77	14	2,347
Luggage and leather goods	71	17	2,536
Radios, television sets and parts	341	16	2,491
Household appliances	359	16	2,491
Other sales	362	...	...
Not analyzing merchandise line sales	...	...	...
Small single unit stores	2,653	111	...
	MARYLAND		
Large stores and multiunits—			
Analyzing merchandise line sales, total	14,344	70	...
Jewelry (exc. items below)	2,813	61	13,124
Diamonds and precious stones	2,531	60	12,596
Watches, clocks, silverware	4,652	65	13,623
Novelty and costume jewelry	314	31	5,705
Cameras, photo equipment and supplies	62	9	1,444
Optical goods, frames, lenses	272	30	7,752
Luggage and leather goods	175	19	5,574
Radios, television sets and parts	696	31	6,691
Household appliances	1,049	31	7,064
Other sales	1,780	...	...
Not analyzing merchandise line sales	187	1	...
Small single unit stores	4,484	152	...
	MASSACHUSETTS		
Large stores and multiunits—			
Analyzing merchandise line sales, total	29,421	147	...
Jewelry (exc. items below)	4,916	109	22,847
Diamonds and precious stones	5,673	125	26,782
Watches, clocks, silverware	9,170	130	27,605
Novelty and costume jewelry	1,610	112	22,875
Cameras, photo equipment and supplies	220	30	5,003
Optical goods, frames, lenses	280	42	6,127
Luggage and leather goods	519	40	11,164
Radios, television sets and parts	1,479	64	12,238
Household appliances	1,717	63	12,006
Other sales	3,837	...	...
Not analyzing merchandise line sales	42	4	...
Small single unit stores	13,785	512	...
	MICHIGAN		
Large stores and multiunits—			
Analyzing merchandise line sales, total	29,559	197	...
Jewelry (exc. items below)	5,833	177	26,851
Diamonds and precious stones	6,577	173	26,728
Watches, clocks, silverware	7,996	178	27,276
Novelty and costume jewelry	2,247	130	19,390
Cameras, photo equipment and supplies	279	65	10,651
Optical goods, frames, lenses	1,210	75	14,162
Luggage and leather goods	314	61	8,670
Radios, television sets and parts	943	92	15,831
Household appliances	1,112	103	15,102
Other sales	3,048	...	...
Not analyzing merchandise line sales	2,243	19	...
Small single unit stores	17,766	659	...
	MINNESOTA		
Large stores and multiunits—			
Analyzing merchandise line sales, total	10,048	75	...
Jewelry (exc. items below)	1,456	66	9,386
Diamonds and precious stones	2,480	64	9,150
Watches, clocks, silverware	3,559	68	9,459
Novelty and costume jewelry	810	52	8,003
Cameras, photo equipment and supplies	53	8	424
Optical goods, frames, lenses	169	14	1,299
Luggage and leather goods	72	15	3,611
Radios, television sets and parts	69	13	1,742
Household appliances	199	21	2,636
Other sales	1,181	...	...
Not analyzing merchandise line sales	684	3	...
Small single unit stores	10,707	415	...
	MISSISSIPPI		
Large stores and multiunits—			
Analyzing merchandise line sales, total	4,529	48	...
Jewelry (exc. items below)	855	47	4,270
Diamonds and precious stones	963	46	4,268
Watches, clocks, silverware	1,621	47	4,373
Novelty and costume jewelry	282	37	3,513
Cameras, photo equipment and supplies	36	8	769
Optical goods, frames, lenses	67	8	839
Luggage and leather goods	74	19	1,775
Radios, television sets and parts	51	11	1,031
Household appliances	54	13	1,038
Other sales	526	...	...
Not analyzing merchandise line sales	...	...	...
Small single unit stores	3,032	112	...
	MISSOURI		
Large stores and multiunits—			
Analyzing merchandise line sales, total	17,328	85	...
Jewelry (exc. items below)	3,582	66	15,499
Diamonds and precious stones	4,676	70	16,062
Watches, clocks, silverware	4,865	72	16,179
Novelty and costume jewelry	1,363	53	13,897
Cameras, photo equipment and supplies	(1)	4	(x)
Optical goods, frames, lenses	576	23	5,537
Luggage and leather goods	113	16	6,154
Radios, television sets and parts	250	8	4,008
Household appliances	243	21	4,968
Other sales	1,660	...	...
Not analyzing merchandise line sales	181	3	...
Small single unit stores	11,331	483	...
	MONTANA		
Large stores and multiunits—			
Analyzing merchandise line sales, total	1,501	17	...
Jewelry (exc. items below)	288	17	1,501
Diamonds and precious stones	409	17	1,501
Watches, clocks, silverware	451	15	1,479
Novelty and costume jewelry	140	12	1,044
Cameras, photo equipment and supplies	...	...	...
Optical goods, frames, lenses	24	5	321
Luggage and leather goods	(1)	3	(x)
Radios, television sets and parts	...	...	...
Household appliances	(1)	4	(x)
Other sales	189	...	...
Not analyzing merchandise line sales	...	...	...
Small single unit stores	2,583	92	...

See footnotes at end of table.

Table 24D.—MERCHANDISE LINE SALES OF LARGE STORES AND MULTIUNITS—MISCELLANEOUS KINDS OF BUSINESS—KIND OF BUSINESS, BY STATE: 1948—Continued

[See text for explanatory material]

Column key for each state: Merchandise line sales (Thousand dollars) | Stores reporting merchandise line: Number | Stores reporting merchandise line: Total sales (Thousand dollars)

JEWELRY STORES

Kind of business and merchandise line	[illegible] Merchandise line sales (Thousand dollars)	[illegible] Number	[illegible] Total sales (Thousand dollars)	[illegible] Merchandise line sales (Thousand dollars)	[illegible] Number	[illegible] Total sales (Thousand dollars)	NEW HAMPSHIRE Merchandise line sales (Thousand dollars)	NEW HAMPSHIRE Number	NEW HAMPSHIRE Total sales (Thousand dollars)	NEW JERSEY Merchandise line sales (Thousand dollars)	NEW JERSEY Number	NEW JERSEY Total sales (Thousand dollars)	NEW MEXICO Merchandise line sales (Thousand dollars)	NEW MEXICO Number	NEW MEXICO Total sales (Thousand dollars)
Large stores and multiunits															
Analyzing merchandise line sales, total	[illegible]	[illegible]	...	[illegible]	[illegible]	...	[illegible]	[illegible]	...	15,607	[illegible]	...	2,170	16	...
Jewelry (exc. items below)	[illegible]	[illegible]	[illegible]	[illegible]	[illegible]	[illegible]	[illegible]	[illegible]	1,058	6,501	143	[illegible]	596	15	2,035
Diamonds and precious stones	[illegible]	[illegible]	[illegible]	[illegible]	1	1,[illegible]	164	11	1,153	5,24[illegible]	128	21,440	418	14	1,717
Watches, clocks, silverware	[illegible]	[illegible]	[illegible]	[illegible]	1	1,[illegible]	290	10	1,14[illegible]	5,76[illegible]	137	23,369	553	13	1,703
Novelty and costume jewelry	[illegible]	[illegible]	[illegible]	[illegible]	[illegible]	[illegible]	[illegible]	8	651	879	81	10,256	70	9	937
Cameras, photo equipment and supplies	[illegible]	[illegible]	[illegible]	...	...	...	(1)	2	(x)	156	20	2,844	(1)	1	(x)
Optical goods, frames, lenses	[illegible]	[illegible]	[illegible]	[illegible]	[illegible]	(x)	(1)	[illegible]	(x)	[illegible]	34	6,048	(1)	1	(x)
Luggage and leather goods	[illegible]	[illegible]	[illegible]	[illegible]	[illegible]	(x)	(1)	[illegible]	(x)	139	[illegible]	5,901	(1)	3	(x)
Radios, television sets and parts	[illegible]	[illegible]	[illegible]	[illegible]	[illegible]	(x)	(1)	[illegible]	(x)	1,515	70	10,968	(1)	1	(x)
Household appliances	[illegible]	[illegible]	[illegible]	[illegible]	[illegible]	(x)	(1)	[illegible]	(x)	1,[illegible]	59	[illegible],186	(1)	4	(x)
Other sales	...	...	...	[illegible]	...	...	[illegible]	...	...	3,836	...	...	533	...	...
Not analyzing merchandise line sales	...	1	...	[illegible]	1	...	[illegible]	1	...	[illegible]	4	...	129	2	...
Small single unit stores	[illegible]	[illegible]	...	[illegible]	31	...	1,854	72	...	14,[illegible]	550	...	2,069	79	...

Kind of business and merchandise line	NEW YORK Merchandise line sales	NEW YORK Number	NEW YORK Total sales	NORTH CAROLINA Merchandise line sales	NORTH CAROLINA Number	NORTH CAROLINA Total sales	NORTH DAKOTA Merchandise line sales	NORTH DAKOTA Number	NORTH DAKOTA Total sales	OHIO Merchandise line sales	OHIO Number	OHIO Total sales	OKLAHOMA Merchandise line sales	OKLAHOMA Number	OKLAHOMA Total sales
Large stores and multiunits															
Analyzing merchandise line sales, total	[illegible]	[illegible]	...	[illegible]	100	...	1,742	16	...	39,490	234	...	8,459	40	...
Jewelry (exc. items below)	[illegible]	596	8[illegible],8[illegible]	1,[illegible]	48	10,[illegible]98	227	14	1,269	8,191	205	34,723	1,270	38	8,256
Diamonds and precious stones	[illegible]	368	77,[illegible]8	[illegible]	93	17,166	465	16	1,742	9,231	207	36,263	2,214	39	8,347
Watches, clocks, silverware	[illegible]	414	[illegible]1,11[illegible]	[illegible]	97	1[illegible],31[illegible]	603	16	1,742	10,613	213	36,435	2,813	39	8,347
Novelty and costume jewelry	[illegible]	[illegible]	[illegible]	42[illegible]	[illegible]	6,894	232	10	1,418	[illegible],374	166	26,640	479	34	7,611
Cameras, photo equipment and supplies	[illegible]	[illegible]	[illegible]	14[illegible]	44	4,294	(1)	2	(x)	555	[illegible]	10,535	47	9	2,607
Optical goods, frames, lenses	[illegible]	[illegible]	[illegible]	[illegible]	5	1,151	31	5	336	316	16	3,739	(1)	1	(x)
Luggage and leather goods	[illegible]	84	31,7[illegible]	139	59	[illegible]	13	6	718	[illegible]95	58	11,564	170	14	4,819
Radios, television sets and parts	[illegible]	167	34,21[illegible]	165	40	4,[illegible]42	(1)	2	(x)	1,712	80	17,291	204	16	5,264
Household appliances	[illegible]	154	31,609	[illegible]82	42	4,627	48	5	717	1,586	87	16,830	290	18	5,606
Other sales	[illegible]	...	...	1,36[illegible]	...	...	223	...	...	4,617	...	...	972	...	...
Not analyzing merchandise line sales	[illegible]	16	...	41[illegible]	4	...	...	...	...	[illegible],501	21	...	...	...	...
Small single unit stores	[illegible]	1,7[illegible]4	...	1[illegible]	[illegible]	...	2,403	87	...	26,214	83[illegible]	...	6,257	222	...

Kind of business and merchandise line	OREGON Merchandise line sales	OREGON Number	OREGON Total sales	PENNSYLVANIA Merchandise line sales	PENNSYLVANIA Number	PENNSYLVANIA Total sales	RHODE ISLAND Merchandise line sales	RHODE ISLAND Number	RHODE ISLAND Total sales	SOUTH CAROLINA Merchandise line sales	SOUTH CAROLINA Number	SOUTH CAROLINA Total sales	SOUTH DAKOTA Merchandise line sales	SOUTH DAKOTA Number	SOUTH DAKOTA Total sales
Large stores and multiunits															
Analyzing merchandise line sales, total	10,032	61	...	47,821	32[illegible]	...	4,554	21	...	4,14[illegible]	38	...	1,392	14	...
Jewelry (exc. items below)	1,785	55	9,733	4,6[illegible]	298	42,70[illegible]	569	15	3,375	[illegible]25	35	3,487	303	14	1,392
Diamonds and precious stones	2,247	55	9,727	10,133	284	42,[illegible]48	858	21	4,554	902	35	3,319	418	13	1,391
Watches, clocks, silverware	2,179	55	9,894	14,908	295	45,837	1,005	21	4,554	1,420	37	3,440	452	13	1,391
Novelty and costume jewelry	365	34	5,487	2,316	185	26,838	388	21	4,554	193	24	3,023	68	10	1,041
Cameras, photo equipment and supplies	118	8	3,387	746	99	14,20[illegible]	51	8	1,355	15	8	917	...	...	...
Optical goods, frames, lenses	203	8	2,037	317	27	3,933	48	8	1,721	...	...	...	(1)	1	(x)
Luggage and leather goods	59	10	3,399	457	111	21,139	136	12	3,034	60	13	1,562	(1)	4	(x)
Radios, television sets and parts	417	9	3,317	1,908	144	20,905	139	11	2,450	75	15	1,823	(1)	2	(x)
Household appliances	671	26	5,24[illegible]	1,905	148	19,42[illegible]	153	13	2,838	114	17	2,066	(1)	3	(x)
Other sales	1,565	...	...	6,105	...	...	1,207	...	...	439	...	...	151	...	...
Not analyzing merchandise line sales	188	1	...	3,023	14	...	...	...	...	723	8	...	124	1	...
Small single unit stores	5,2[illegible]	186	...	32,72[illegible]	1,261	...	1,718	67	...	5,042	189	...	2,520	87	...

Kind of business and merchandise line	TENNESSEE Merchandise line sales	TENNESSEE Number	TENNESSEE Total sales	TEXAS Merchandise line sales	TEXAS Number	TEXAS Total sales	UTAH Merchandise line sales	UTAH Number	UTAH Total sales	VIRGINIA Merchandise line sales	VIRGINIA Number	VIRGINIA Total sales	WASHINGTON Merchandise line sales	WASHINGTON Number	WASHINGTON Total sales
Large stores and multiunits															
Analyzing merchandise line sales, total	14,554	41	...	50,834	22	...	3,859	21	...	14,140	93	...	17,015	72	...
Jewelry (exc. items below)	4,659	82	13,720	7,816	205	46,402	347	20	3,662	2,632	88	13,882	1,708	60	15,013
Diamonds and precious stones	3,515	79	13,687	13,842	208	49,633	1,067	21	3,859	3,096	86	13,862	3,705	67	16,604
Watches, clocks, silverware	4,341	83	14,232	16,795	215	50,091	1,177	21	3,859	4,252	88	14,015	5,496	68	16,708
Novelty and costume jewelry	600	62	11,079	2,184	171	41,739	264	17	3,493	823	63	10,400	888	50	14,180
Cameras, photo equipment and supplies	1[illegible]	27	4,773	484	58	14,891	136	7	1,829	111	20	3,299	272	17	8,303
Optical goods, frames, lenses	293	11	3,541	621	38	13,465	(1)	3	(x)	501	22	4,720	126	5	2,010
Luggage and leather goods	184	25	7,917	1,093	110	29,653	30	8	2,207	149	36	6,000	83	20	9,188
Radios, television sets and parts	3[illegible]	22	6,233	1,127	98	27,745	75	5	1,853	415	42	8,203	792	25	8,154
Household appliances	[illegible]	14	5,54[illegible]	1,486	87	25,341	278	10	3,029	437	42	6,582	1,064	37	12,860
Other sales	1,[illegible]0	...	...	5,386	...	...	485	...	...	1,774	...	...	2,881	...	...
Not analyzing merchandise line sales	[illegible]	[illegible]	...	5,623	12	...	...	...	...	173	3	...	748	6	...
Small single unit stores	6,06[illegible]	216	...	18,[illegible]	719	...	1,437	80	...	6,349	216	...	7,253	280	...

Kind of business and merchandise line	WEST VIRGINIA Merchandise line sales	WEST VIRGINIA Number	WEST VIRGINIA Total sales	WISCONSIN Merchandise line sales	WISCONSIN Number	WISCONSIN Total sales	WYOMING Merchandise line sales	WYOMING Number	WYOMING Total sales
Large stores and multiunits									
Analyzing merchandise line sales, total	[illegible]	[illegible]	...	10,054	83	...	866	12	...
Jewelry (exc. items below)	[illegible]	[illegible]	[illegible],306	1,[illegible]33	68	8,348	224	12	866
Diamonds and precious stones	[illegible]	[illegible]	[illegible],835	[illegible]	80	[illegible]	190	11	858
Watches, clocks, silverware	[illegible]	[illegible]	[illegible]	[illegible]	81	[illegible],91[illegible]	290	11	858
Novelty and costume jewelry	[illegible]	[illegible]	[illegible],06[illegible]	6[illegible]	7[illegible]	8,[illegible]11	38	8	609
Cameras, photo equipment and supplies	[illegible]	[illegible]1	3,[illegible]	155	13	1,48[illegible]	...	...	...
Optical goods, frames, lenses	[illegible]	[illegible]	(x)	138	18	[illegible],113	(1)	1	(x)
Luggage and leather goods	[illegible]	[illegible]	[illegible]	[illegible]	15	1,84[illegible]	12	5	330
Radios, television sets and parts	[illegible]	[illegible]	[illegible],48[illegible]	[illegible]	1[illegible]	1,773	...	...	...
Household appliances	[illegible]	[illegible]	[illegible]	[illegible]	[illegible]	[illegible],0[illegible]3	(1)	2	(x)
Other sales	[illegible]	...	...	448	...	...	112	...	...
Not analyzing merchandise line sales	[illegible]	[illegible]	...	[illegible]	[illegible]	...	84	1	...
Small single unit stores	[illegible]	[illegible]	...	1[illegible]	[illegible]	...	1,506	51	...

Table 24D.—MERCHANDISE LINE SALES OF LARGE STORES AND MULTIUNITS—MISCELLANEOUS KINDS OF BUSINESS—KIND OF BUSINESS, BY STATE: 1948—Continued

[See text for explanatory material]

Kind of business and merchandise line	Merchandise line sales (Thousand dollars)	Stores reporting merchandise line: Number	Stores reporting merchandise line: Total sales (Thousand dollars)
	CALIFORNIA		
BOOK STORES			
Large stores and multiunits—			
Analyzing merchandise line sales, total	21,802	81	...
Books	18,014	70	20,743
Stationery, printed forms, office supplies	865	14	3,222
Rare books and manuscripts	(1)	4	(x)
Second-hand books	572	12	1,772
Book rentals	22	9	961
Gifts, novelties, souvenirs, toys	140	9	1,598
Newspapers and magazines	1,288	22	3,909
Other sales	901	..	...
Not analyzing merchandise line sales	219	1	. .
Small single unit stores	4,472	241	...
	KANSAS		
Large stores and multiunits—			
Analyzing merchandise line sales, total	1,583	13	...
Books	741	12	1,515
Stationery, printed forms, office supplies	203	10	1,319
Rare books and manuscripts	...	...	...
Second-hand books	(1)	3	(x)
Book rentals	(1)	2	(x)
Gifts, novelties, souvenirs, toys	188	9	1,075
Newspapers and magazines	(1)	4	(x)
Other sales	451	...	...
Not analyzing merchandise line sales	158	1	...
Small single unit stores	1,018	32	...
	NORTH CAROLINA		
Large stores and multiunits—			
Analyzing merchandise line sales, total	4,165	12	...
Books	3,741	11	4,120
Stationery, printed forms, office supplies	(1)	3	(x)
Rare books and manuscripts	(1)	1	(x)
Second-hand books	...	...	...
Book rentals	(1)	1	(x)
Gifts, novelties, souvenirs, toys	(1)	4	(x)
Newspapers and magazines	(1)	2	(x)
Other sales	424	...	...
Not analyzing merchandise line sales	...	...	...
Small single unit stores	768	26	...

Kind of business and merchandise line	Merchandise line sales (Thousand dollars)	Stores reporting merchandise line: Number	Stores reporting merchandise line: Total sales (Thousand dollars)
	COLORADO		
Large stores and multiunits—			
Analyzing merchandise line sales, total	2,155	10	...
Books	1,637	10	2,155
Stationery, printed forms, office supplies	(1)	3	(x)
Rare books and manuscripts	...	...	...
Second-hand books	47	5	793
Book rentals	...	...	...
Gifts, novelties, souvenirs, toys	(1)	1	(x)
Newspapers and magazines	(1)	3	(x)
Other sales	471	...	...
Not analyzing merchandise line sales	85	1	...
Small single unit stores	715	33	...
	MASSACHUSETTS		
Large stores and multiunits—			
Analyzing merchandise line sales, total	8,021	60	...
Books	5,749	55	7,680
Stationery, printed forms, office supplies	493	16	3,208
Rare books and manuscripts	(1)	1	(x)
Second-hand books	73	18	702
Book rentals	194	23	1,317
Gifts, novelties, souvenirs, toys	[illegible]	9	958
Newspapers and magazines	[illegible]	8	2,163
Other sales	843	. .	...
Not analyzing merchandise line sales	128	1	...
Small single unit stores	1,663	65	...
	OHIO		
Large stores and multiunits—			
Analyzing merchandise line sales, total	10,349	41	...
Books	6,873	31	8,563
Stationery, printed forms, office supplies	543	12	3,296
Rare books and manuscripts	(1)	1	(x)
Second-hand books	(1)	4	(x)
Book rentals	(1)	4	(x)
Gifts, novelties, souvenirs, toys	363	8	1,830
Newspapers and magazines	1,895	20	4,049
Other sales	674	...	...
Not analyzing merchandise line sales	48	2	...
Small single unit stores	2,065	68	...

Kind of business and merchandise line	Merchandise line sales (Thousand dollars)	Stores reporting merchandise line: Number	Stores reporting merchandise line: Total sales (Thousand dollars)
	DISTRICT OF COLUMBIA		
Large stores and multiunits—			
Analyzing merchandise line sales, total	4,576	17	...
Books	3,472	15	3,791
Stationery, printed forms, office supplies	(1)	3	(x)
Rare books and manuscripts	(1)	1	(x)
Second-hand books	...	...	...
Book rentals	75	6	826
Gifts, novelties, souvenirs, toys	(1)	1	(x)
Newspapers and magazines	(1)	2	(x)
Other sales	726	...	...
Not analyzing merchandise line sales	...	...	...
Small single unit stores	547	25	...
	MICHIGAN		
Large stores and multiunits—			
Analyzing merchandise line sales, total	5,182	23	...
Books	3,859	23	5,182
Stationery, printed forms, office supplies	224	6	1,720
Rare books and manuscripts	(1)	1	(x)
Second-hand books	(1)	3	(x)
Book rentals	...	...	...
Gifts, novelties, souvenirs, toys	57	6	1,111
Newspapers and magazines	965	8	1,704
Other sales	77	...	...
Not analyzing merchandise line sales	502	4	...
Small single unit stores	1,560	79	...
	PENNSYLVANIA		
Large stores and multiunits—			
Analyzing merchandise line sales, total	8,818	50	...
Books	6,609	41	7,768
Stationery, printed forms, office supplies	139	11	1,051
Rare books and manuscripts	(1)	3	(x)
Second-hand books	52	5	528
Book rentals	(1)	3	(x)
Gifts, novelties, souvenirs, toys	81	7	576
Newspapers and magazines	1,433	16	2,254
Other sales	504	...	...
Not analyzing merchandise line sales	...	...	...
Small single unit stores	3,216	154	...

Kind of business and merchandise line	Merchandise line sales (Thousand dollars)	Stores reporting merchandise line: Number	Stores reporting merchandise line: Total sales (Thousand dollars)
	GEORGIA		
Large stores and multiunits—			
Analyzing merchandise line sales, total	3,265	14	...
Books	2,702	14	3,265
Stationery, printed forms, office supplies	72	5	420
Rare books and manuscripts	...	...	...
Second-hand books	...	...	...
Book rentals	10	5	420
Gifts, novelties, souvenirs, toys	...	...	..
Newspapers and magazines	(1)	3	(x)
Other sales	481	...	...
Not analyzing merchandise line sales	...	...	...
Small single unit stores	620	23	...
	MISSOURI		
Large stores and multiunits—			
Analyzing merchandise line sales, total	5,587	29	...
Books	4,577	25	5,059
Stationery, printed forms, office supplies	(1)	3	(x)
Rare books and manuscripts	(1)	1	(x)
Second-hand books	(1)	1	(x)
Book rentals	(1)	1	(x)
Gifts, novelties, souvenirs, toys	71	5	341
Newspapers and magazines	343	6	712
Other sales	596	...	..
Not analyzing merchandise line sales	...	...	...
Small single unit stores	1,414	52	...
	TEXAS		
Large stores and multiunits—			
Analyzing merchandise line sales, total	7,391	24	...
Books	6,784	24	7,391
Stationery, printed forms, office supplies	218	8	949
Rare books and manuscripts	...	...	...
Second-hand books	...	...	...
Book rentals	(1)	1	(x)
Gifts, novelties, souvenirs, toys	47	7	428
Newspapers and magazines	(1)	4	(x)
Other sales	342	...	...
Not analyzing merchandise line sales	1,243	4	...
Small single unit stores	1,793	96	...

Kind of business and merchandise line	Merchandise line sales (Thousand dollars)	Stores reporting merchandise line: Number	Stores reporting merchandise line: Total sales (Thousand dollars)
	ILLINOIS		
Large stores and multiunits—			
Analyzing merchandise line sales, total	20,958	48	...
Books	17,149	47	20,912
Stationery, printed forms, office supplies	1,302	25	6,725
Rare books and manuscripts	165	6	1,877
Second-hand books	371	9	1,353
Book rentals	25	7	2,422
Gifts, novelties, souvenirs, toys	227	6	1,822
Newspapers and magazines	795	17	3,317
Other sales	924	...	...
Not analyzing merchandise line sales	1,248	6	...
Small single unit stores	3,330	143	...
	NEW YORK		
Large stores and multiunits—			
Analyzing merchandise line sales, total	62,382	138	...
Books	49,076	132	61,931
Stationery, printed forms, office supplies	1,524	33	10,936
Rare books and manuscripts	652	12	7,207
Second-hand books	543	16	2,401
Book rentals	327	21	3,524
Gifts, novelties, souvenirs, toys	535	23	3,806
Newspapers and magazines	8,655	24	20,460
Other sales	1,070	...	...
Not analyzing merchandise line sales	1,465	11	...
Small single unit stores	11,204	415	...

See footnotes at end of table.

Table 24D.—MERCHANDISE LINE SALES OF LARGE STORES AND MULTIUNITS—MISCELLANEOUS KINDS OF BUSINESS—KIND OF BUSINESS, BY STATE: 1948—Continued

[See text for explanatory material]

Column headings for each state: Merchandise line sales (Thousand dollars); Stores reporting merchandise line: Number; Total sales (Thousand dollars).

STATIONERY STORES

Kind of business and merchandise line	CALIFORNIA Merchandise line sales	Number	Total sales	CONNECTICUT Merchandise line sales	Number	Total sales	DISTRICT OF COLUMBIA Merchandise line sales	Number	Total sales	FLORIDA Merchandise line sales	Number	Total sales	ILLINOIS Merchandise line sales	Number	Total sales
Large stores and multiunits															
Analyzing merchandise line sales, total	[illegible]	[illegible]	...	[illegible]	19	...	[illegible]	[illegible]	...	[illegible]	[illegible]	...	[illegible]	[illegible]	...
Stationery, printed forms, office supplies	[illegible]	[illegible]	18,468	2,3[illegible]	19	3,086	[illegible]	[illegible]	[illegible]	1,896	23	[illegible]	7,304	64	11,156
Typewriters	[illegible]	[illegible]	[illegible]	64	8	1,218	(1)	[illegible]	(x)	[illegible]	11	[illegible]	205	22	4,523
Office machines	162	[illegible]	3,[illegible]	(1)	4	(x)	(1)	1	(x)	87	13	[illegible]	105	15	3,295
Machine rentals and repairs	130	[illegible]	[illegible]	(1)	[illegible]	(x)	...	...	...	51	7	1,135	94	11	2,011
Commercial furniture, fixtures—nonwood	814	[illegible]	7,38[illegible]	441	2	1,61[illegible]	[illegible]	8	1,548	[illegible]37	20	3,354	874	28	7,007
Commercial furniture, fixtures—wood	[illegible]	[illegible]	[illegible]	306	7	1,701	[illegible]	[illegible]	3,21[illegible]	469	20	3,30[illegible]	537	25	5,704
Printing on order	1,449	36	[illegible]	(1)	3	(x)	149	5	2,6[illegible]	65	[illegible]	788	192	19	3,647
Books	[illegible]	[illegible]	3,314	148	[illegible]	894	...	...	...	59	5	1,069	370	22	3,284
Gifts, novelties, souvenirs, toys	926	34	[illegible]	90	[illegible]	901	[illegible]	1	(x)	114	8	1,365	453	19	2,533
Newspapers and magazines	99	16	1,[illegible]	153	[illegible]	72[illegible]	...	...	...	[illegible]	[illegible]	(x)	48	5	783
Other sales	1,[illegible]	...	...	805	...	...	110	...	...	306	...	...	974	...	...
Not analyzing merchandise line sales	649	[illegible]	...	572	5	...	44	1	...	...	...	...	1,854	8	...
Small single unit stores	11,620	339	...	2,323	63	...	283	[illegible]	...	1,3[illegible]2	[illegible]5	...	6,643	259	...

Kind of business and merchandise line	INDIANA Merchandise line sales	Number	Total sales	IOWA Merchandise line sales	Number	Total sales	LOUISIANA Merchandise line sales	Number	Total sales	MARYLAND Merchandise line sales	Number	Total sales	MASSACHUSETTS Merchandise line sales	Number	Total sales
Large stores and multiunits															
Analyzing merchandise line sales, total	4,886	21	...	3,987	14	...	2,813	16	...	2,259	15	...	10,502	55	...
Stationery, printed forms, office supplies	3,137	21	4,886	2,219	14	3,987	1,817	16	2,813	1,643	15	2,259	6,453	55	10,502
Typewriters	67	7	2,610	102	8	3,000	(1)	4	(x)	34	5	1,056	148	18	2,612
Office machines	60	[illegible]	2,333	59	6	2,376	(1)	4	(x)	(1)	3	(x)	135	13	2,965
Machine rentals and repairs	(1)	[illegible]	(x)	(1)	4	(x)	(1)	4	(x)	(1)	1	(x)	26	9	1,366
Commercial furniture, fixtures—nonwood	210	9	2,471	507	9	2,481	363	8	1,898	290	11	2,259	318	16	2,492
Commercial furniture, fixtures—wood	131	[illegible]	2,471	354	11	3,130	378	10	2,221	76	7	1,507	121	10	1,905
Printing on order	(1)	2	(x)	273	5	1,259	101	7	1,012	221	7	1,638	858	21	4,173
Books	341	7	2,582	177	6	1,361	...	...	...	(1)	1	(x)	279	11	2,920
Gifts, novelties, souvenirs, toys	207	5	2,363	(1)	4	(x)	...	...	...	(1)	4	(x)	1,200	18	4,758
Newspapers and magazines	(1)	2	(x)	(1)	1	(x)	...	...	...	(1)	2	(x)	117	8	2,495
Other sales	733	...	...	296	...	...	154	...	...	595	...	...	847	...	...
Not analyzing merchandise line sales	428	5	...	...	...	...	434	1	...	42	1	...	111	1	...
Small single unit stores	851	32	...	441	15	...	717	24	...	968	28	...	3,834	136	...

Kind of business and merchandise line	MICHIGAN Merchandise line sales	Number	Total sales	MISSOURI Merchandise line sales	Number	Total sales	NEW JERSEY Merchandise line sales	Number	Total sales	NEW YORK Merchandise line sales	Number	Total sales	NORTH CAROLINA Merchandise line sales	Number	Total sales
Large stores and multiunits															
Analyzing merchandise line sales, total	8,862	37	...	4,376	19	...	5,002	30	...	26,658	145	...	4,066	19	...
Stationery, printed forms, office supplies	6,397	37	8,862	2,534	19	4,376	3,089	30	5,002	19,089	145	26,658	1,452	19	4,066
Typewriters	165	14	3,220	(1)	4	(x)	92	7	1,363	322	36	6,980	243	12	2,875
Office machines	116	12	1,907	(1)	3	(x)	72	7	1,234	175	16	3,619	146	8	2,586
Machine rentals and repairs	114	10	1,136	(1)	1	(x)	53	5	1,090	59	11	2,234	69	8	2,426
Commercial furniture, fixtures—nonwood	920	20	6,076	434	6	2,988	256	9	2,112	517	23	4,811	630	11	3,234
Commercial furniture, fixtures—wood	641	18	5,965	328	6	2,866	136	9	2,053	515	18	4,603	138	10	1,888
Printing on order	1,079	13	3,923	987	5	2,631	217	11	2,196	3,217	78	13,176	237	6	2,208
Books	150	6	717	(1)	2	(x)	168	7	1,322	696	22	4,152	246	12	1,883
Gifts, novelties, souvenirs, toys	74	4	1,092	(1)	1	(x)	348	15	2,082	578	23	5,217	245	10	2,487
Newspapers and magazines	(1)	2	(x)	...	...	...	99	6	519	204	12	1,601	(1)	2	(x)
Other sales	206	...	...	93	...	...	472	...	...	1,286	...	...	660	...	...
Not analyzing merchandise line sales	...	...	...	...	...	...	407	4	...	398	4	...	199	1	...
Small single unit stores	1,771	70	...	1,143	49	...	7,726	261	...	19,224	641	...	1,015	25	...

Kind of business and merchandise line	OHIO Merchandise line sales	Number	Total sales	OKLAHOMA Merchandise line sales	Number	Total sales	OREGON Merchandise line sales	Number	Total sales	PENNSYLVANIA Merchandise line sales	Number	Total sales	TEXAS Merchandise line sales	Number	Total sales
Large stores and multiunits															
Analyzing merchandise line sales, total	9,607	49	...	3,582	14	...	3,184	20	...	12,505	68	...	7,380	35	...
Stationery, printed forms, office supplies	6,031	49	9,607	2,043	14	3,582	1,674	20	3,184	8,404	68	12,505	4,343	35	7,380
Typewriters	135	9	1,955	(1)	1	(x)	43	8	814	134	22	3,470	73	8	2,994
Office machines	17	5	800	(1)	2	(x)	34	5	504	257	15	2,143	119	12	1,345
Machine rentals and repairs	75	10	1,816	(1)	1	(x)	17	6	618	13	5	777	30	6	725
Commercial furniture, fixtures—nonwood	794	27	5,587	556	7	2,689	347	12	1,813	1,045	32	6,891	1,103	21	5,756
Commercial furniture, fixtures—wood	317	13	3,185	285	5	2,075	240	11	1,911	837	22	5,966	715	22	5,737
Printing on order	632	9	1,827	(1)	3	(x)	406	8	1,906	799	20	5,417	822	14	4,094
Books	747	19	3,270	(1)	4	(x)	167	11	1,194	203	13	2,543	(1)	2	(x)
Gifts, novelties, souvenirs, toys	339	16	2,992	(1)	2	(x)	129	10	1,121	300	16	4,403	(1)	4	(x)
Newspapers and magazines	(1)	1	(x)	(1)	2	(x)	20	5	711	69	7	1,257	...	...	...
Other sales	470	...	...	698	...	...	107	...	...	444	...	...	175	...	...
Not analyzing merchandise line sales	764	[illegible]	...	...	...	...	...	...	...	559	5	...	275	2	...
Small single unit stores	[illegible]	90	...	852	30	...	1,270	31	...	5,387	207	...	4,471	98	...

Kind of business and merchandise line	VIRGINIA Merchandise line sales	Number	Total sales	WASHINGTON Merchandise line sales	Number	Total sales	WISCONSIN Merchandise line sales	Number	Total sales
Large stores and multiunits									
Analyzing merchandise line sales, total	[illegible]	11	...	[illegible]	26	...	2,966	16	...
Stationery, printed forms, office supplies	[illegible]	11	[illegible]	[illegible]01	26	4,5[illegible]	2,020	16	2,966
Typewriters	(1)	[illegible]	(x)	118	10	2,490	68	9	1,516
Office machines	(1)	1	(x)	[illegible]	8	1,942	75	[illegible]	911
Machine rentals and repairs	(1)	1	(x)	[illegible]	8	2,28[illegible]	(1)	3	(x)
Commercial furniture, fixtures—nonwood	194	8	[illegible]	[illegible]	13	[illegible]	302	8	[illegible]
Commercial furniture, fixtures—wood	[illegible]	[illegible]	[illegible]	[illegible]	[illegible]	2,384	183	8	2,037
Printing on order	[illegible]8	[illegible]	[illegible]	[illegible]	9	1,[illegible]	...	...	...
Books	[illegible]	[illegible]	(x)	[illegible]	12	2,[illegible]	(1)	3	(x)
Gifts, novelties, souvenirs, toys	(1)	1	(x)	[illegible]	8	1,829	(1)	1	(x)
Newspapers and magazines	[illegible]	[illegible]	(x)	[illegible]	[illegible]	(x)	(1)	3	(x)
Other sales	[illegible]	...	...	[illegible]	...	...	...	...	...
Not analyzing merchandise line sales	...	...	...	...	...	...	...	...	...
Small single unit stores	[illegible]	[illegible]	...	[illegible]	47	...	1,0[illegible]	[illegible]	...

Table 24D.—MERCHANDISE LINE SALES OF LARGE STORES AND MULTIUNITS—MISCELLANEOUS KINDS OF BUSINESS—KIND OF BUSINESS, BY STATE: 1948—Continued

[See text for explanatory material]

Kind of business and merchandise line	Merchandise line sales (Thousand dollars)	Stores reporting merchandise line: Number	Stores reporting merchandise line: Total sales (Thousand dollars)	Merchandise line sales (Thousand dollars)	Stores reporting merchandise line: Number	Stores reporting merchandise line: Total sales (Thousand dollars)	Merchandise line sales (Thousand dollars)	Stores reporting merchandise line: Number	Stores reporting merchandise line: Total sales (Thousand dollars)	Merchandise line sales (Thousand dollars)	Stores reporting merchandise line: Number	Stores reporting merchandise line: Total sales (Thousand dollars)	Merchandise line sales (Thousand dollars)	Stores reporting merchandise line: Number	Stores reporting merchandise line: Total sales (Thousand dollars)
	ALABAMA			CALIFORNIA			COLORADO			GEORGIA			ILLINOIS		
SPORTING GOODS STORES															
Large stores and multiunits															
Analyzing merchandise line sales, total	1,860	11	...	11,238	131	...	3,605	11	...	4,052	12	...	12,011	51	...
Sporting goods, games, toys	1,781	11	1,860	9,544	131	11,238	3,203	11	3,605	1,617	12	4,052	9,933	51	12,011
Cameras, photo equipment and supplies	(1)	1	(x)	(1)	3	(x)	(1)	4	(x)	(1)	1	(x)	222	7	5,979
Luggage and leather goods	(1)	2	(x)	53	5	540	7	5	2,338	(1)	2	(x)	155	7	5,950
Bicycles, parts and supplies	(1)	3	(x)	157	12	993	(1)	1	(x)	(1)	3	(x)	37	7	2,277
Radios, television sets and parts	...	...	...	(1)	3	(x)	(1)	2	(x)	(1)	1	(x)	16	5	1,880
Household appliances	...	...	...	(1)	3	(x)	...	...	...	157	6	1,249	(1)	2	(x)
Other sales	79	...	...	1,484	...	...	346	...	...	278	...	...	1,648	...	...
Not analyzing merchandise line sales	156	1	...	...	4	358	...	...	...	...	...	...	188	1	...
Small single unit stores	1,074	34	...	17,340	653	...	2,195	71	...	1,074	37	...	8,201	304	...
	INDIANA			IOWA			LOUISIANA			MASSACHUSETTS			MICHIGAN		
Large stores and multiunits															
Analyzing merchandise line sales, total	4,046	24	...	4,534	11	...	2,150	17	...	4,111	34	...	7,780	34	...
Sporting goods, games, toys	3,877	24	4,046	2,534	11	2,634	1,664	17	2,150	3,525	34	4,111	6,211	34	7,780
Cameras, photo equipment and supplies	(1)	4	(x)	(1)	1	(x)	...	...	...	(1)	4	(x)	(1)	2	(x)
Luggage and leather goods	17	7	1,456	(1)	1	(x)	(1)	2	(x)	22	5	696	(1)	4	(x)
Bicycles, parts and supplies	31	8	94	(1)	3	(x)	(1)	1	(x)	22	5	379	25	5	637
Radios, television sets and parts	(1)	2	(x)	(1)	1	(x)	(1)	1	(x)	(1)	2	(x)	79	5	3,102
Household appliances	...	...	...	...	...	...	(1)	1	(x)	(1)	2	(x)	(1)	4	(x)
Other sales	120	...	...	181	...	...	486	...	...	542	...	...	1,465	...	...
Not analyzing merchandise line sales	...	...	...	...	...	...	...	...	...	1,252	5	...	...	...	...
Small single unit stores	4,431	161	...	3,541	88	...	1,324	45	...	4,306	189	...	7,854	360	...
	MINNESOTA			MISSOURI			NEW JERSEY			NEW YORK			NORTH CAROLINA		
Large stores and multiunits															
Analyzing merchandise line sales, total	2,667	16	...	3,079	15	...	3,356	26	...	27,182	128	...	3,246	23	...
Sporting goods, games, toys	2,515	16	2,667	2,547	15	3,079	2,740	26	3,356	18,573	128	27,182	2,605	23	3,246
Cameras, photo equipment and supplies	(1)	2	(x)	(1)	3	(x)	251	5	1,124	420	18	9,282	(1)	3	(x)
Luggage and leather goods	(1)	2	(x)	(1)	4	(x)	(1)	4	(x)	875	13	9,453	(1)	3	(x)
Bicycles, parts and supplies	(1)	2	(x)	...	...	...	(1)	3	(x)	287	24	3,416	100	10	1,724
Radios, television sets and parts	(1)	3	(x)	(1)	1	(x)	(1)	2	(x)	419	21	3,587	109	6	1,252
Household appliances	(1)	1	(x)	(1)	2	(x)	...	...	...	781	21	3,518	(1)	4	(x)
Other sales	152	...	...	532	...	...	365	...	...	5,827	...	...	432	...	...
Not analyzing merchandise line sales	187	2	...	...	...	...	...	...	...	...	...	...	...	...	...
Small single unit stores	3,719	160	...	2,638	116	...	5,658	232	...	15,295	636	...	1,539	51	...
	OHIO			OKLAHOMA			OREGON			PENNSYLVANIA			TENNESSEE		
Large stores and multiunits															
Analyzing merchandise line sales, total	8,113	48	...	1,419	10	...	1,643	17	...	13,108	67	...	2,321	14	...
Sporting goods, games, toys	7,498	48	8,113	1,142	10	1,419	1,518	17	1,643	10,606	67	13,108	2,316	14	2,321
Cameras, photo equipment and supplies	(1)	2	(x)	...	...	...	(1)	1	(x)	634	19	6,280	...	...	...
Luggage and leather goods	(1)	4	(x)	(1)	4	(x)	(1)	1	(x)	340	27	6,232	...	...	...
Bicycles, parts and supplies	145	11	2,651	(1)	2	(x)	(1)	1	(x)	112	19	4,724	(1)	1	(x)
Radios, television sets and parts	(1)	4	(x)	(1)	1	(x)	(1)	1	(x)	476	14	5,429	...	...	...
Household appliances	(1)	2	(x)	(1)	1	(x)	(1)	3	(x)	333	13	4,339	...	...	...
Other sales	470	...	...	277	...	...	125	...	...	607	...	...	5	...	...
Not analyzing merchandise line sales	49	1	...	...	...	...	...	...	...	20	1	...	180	1	...
Small single unit stores	7,453	306	...	2,163	95	...	3,435	124	...	9,134	391	...	1,766	67	...
	TEXAS			UTAH			VIRGINIA			WASHINGTON			WISCONSIN		
Large stores and multiunits															
Analyzing merchandise line sales, total	8,758	41	...	1,467	12	...	1,655	12	...	4,455	26	...	3,756	30	...
Sporting goods, games, toys	6,668	41	8,758	1,173	12	1,467	1,385	12	1,655	3,283	26	4,455	3,295	30	3,756
Cameras, photo equipment and supplies	385	8	3,804	(1)	3	(x)	(1)	4	(x)	(1)	3	(x)	(1)	1	(x)
Luggage and leather goods	151	9	4,033	(1)	3	(x)	(1)	2	(x)	(1)	1	(x)	15	6	848
Bicycles, parts and supplies	98	6	1,737	(1)	4	(x)	95	6	701	171	5	762	82	5	752
Radios, television sets and parts	(1)	3	(x)	(1)	1	(x)	...	...	...	(1)	1	(x)	(1)	2	(x)
Household appliances	(1)	4	(x)	(1)	3	(x)	(1)	1	(x)	(1)	2	(x)	88	5	449
Other sales	1,456	...	...	294	...	...	175	...	...	1,001	...	...	276	...	...
Not analyzing merchandise line sales	169	2	...	...	...	...	...	...	...	121	1	...	236	1	...
Small single unit stores	5,014	203	...	777	34	...	1,486	44	...	4,159	182	...	6,133	239	...

See footnotes at end of table.

Table 24D.—MERCHANDISE LINE SALES OF LARGE STORES AND MULTIUNITS—MISCELLANEOUS KINDS OF BUSINESS—KIND OF BUSINESS, BY STATE: 1948—Continued

[See text for explanatory material]

Kind of business and merchandise line	Merchandise line sales (Thousand dollars)	Stores reporting merchandise line: Number	Stores reporting merchandise line: Total sales (Thousand dollars)
FLORISTS			
	ALABAMA		
Large stores and multiunits			
Analyzing merchandise line sales, total	[illegible]	[illegible]	...
Cut flowers, wreaths, displays	...	[illegible]	[illegible]
Potted growing plants	[illegible]	[illegible]	[illegible]
Seeds, bulbs, nursery stock	[illegible]	[illegible]	[illegible]
Pottery and giftware	[illegible]	[illegible]	[illegible]
Other sales	3	...	...
Not analyzing merchandise line sales	...	...	...
Small single unit stores	[illegible]	[illegible]	...
	CALIFORNIA		
Large stores and multiunits			
Analyzing merchandise line sales, total	[illegible]	537	...
Cut flowers, wreaths, displays	[illegible]	135	7,106
Potted growing plants	[illegible]	99	5,638
Seeds, bulbs, nursery stock	[illegible]	28	1,427
Pottery and giftware	[illegible]	81	5,224
Other sales	[illegible]	...	...
Not analyzing merchandise line sales	[illegible]	9	...
Small single unit stores	[illegible]	1,181	...
	CONNECTICUT		
Large stores and multiunits			
Analyzing merchandise line sales, total	2,066	18	...
Cut flowers, wreaths, displays	768	18	1,066
Potted growing plants	266	18	1,066
Seeds, bulbs, nursery stock	44	12	850
Pottery and giftware	46	14	923
Other sales	2	...	...
Not analyzing merchandise line sales	190	6	...
Small single unit stores	5,361	239	...
	DISTRICT OF COLUMBIA		
Large stores and multiunits			
Analyzing merchandise line sales, total	2,502	18	...
Cut flowers, wreaths, displays	1,848	18	2,502
Potted growing plants	420	17	2,472
Seeds, bulbs, nursery stock	79	9	1,339
Pottery and giftware	98	15	1,820
Other sales	57	...	...
Not analyzing merchandise line sales	...	...	...
Small single unit stores	2,154	80	...
	FLORIDA		
Large stores and multiunits			
Analyzing merchandise line sales, total	1,996	32	...
Cut flowers, wreaths, displays	1,678	31	1,995
Potted growing plants	193	18	1,202
Seeds, bulbs, nursery stock	(1)	4	(x)
Pottery and giftware	91	11	771
Other sales	34	...	...
Not analyzing merchandise line sales	...	...	...
Small single unit stores	4,242	264	...
	GEORGIA		
Large stores and multiunits			
Analyzing merchandise line sales, total	1,622	21	...
Cut flowers, wreaths, displays	[illegible]	20	[illegible]
Potted growing plants	287	11	[illegible]
Seeds, bulbs, nursery stock	(1)	3	(x)
Pottery and giftware	160	15	[illegible]
Other sales	20	...	...
Not analyzing merchandise line sales	...	...	...
Small single unit stores	[illegible]	[illegible]	...
	ILLINOIS		
Large stores and multiunits			
Analyzing merchandise line sales, total	[illegible]	107	...
Cut flowers, wreaths, displays	[illegible]	102	7,676
Potted growing plants	1,313	91	7,424
Seeds, bulbs, nursery stock	[illegible]	37	2,905
Pottery and giftware	376	61	4,327
Other sales	406	...	...
Not analyzing merchandise line sales	872	4	...
Small single unit stores	19,422	895	...
	INDIANA		
Large stores and multiunits			
Analyzing merchandise line sales, total	1,246	11	...
Cut flowers, wreaths, displays	875	11	1,246
Potted growing plants	237	11	1,246
Seeds, bulbs, nursery stock	(1)	1	(x)
Pottery and giftware	106	10	1,130
Other sales	28	...	...
Not analyzing merchandise line sales	...	...	...
Small single unit stores	7,022	298	...
	IOWA		
Large stores and multiunits			
Analyzing merchandise line sales, total	1,483	15	...
Cut flowers, wreaths, displays	1,183	15	1,483
Potted growing plants	216	8	911
Seeds, bulbs, nursery stock	...	...	...
Pottery and giftware	84	11	907
Other sales	...	...	...
Not analyzing merchandise line sales	321	3	...
Small single unit stores	3,170	103	...
	LOUISIANA		
Large stores and multiunits			
Analyzing merchandise line sales, total	805	11	...
Cut flowers, wreaths, displays	723	11	805
Potted growing plants	67	9	538
Seeds, bulbs, nursery stock	(1)	2	(x)
Pottery and giftware	(1)	4	(x)
Other sales	15	...	...
Not analyzing merchandise line sales	632	3	...
Small single unit stores	3,529	182	...
	MARYLAND		
Large stores and multiunits			
Analyzing merchandise line sales, total	[illegible]	29	...
Cut flowers, wreaths, displays	1,670	24	[illegible]
Potted growing plants	183	24	[illegible]
Seeds, bulbs, nursery stock	67	9	567
Pottery and giftware	70	16	894
Other sales	16	...	...
Not analyzing merchandise line sales	...	...	...
Small single unit stores	[illegible]	201	...
	MASSACHUSETTS		
Large stores and multiunits			
Analyzing merchandise line sales, total	[illegible]	49	...
Cut flowers, wreaths, displays	[illegible]	44	2,768
Potted growing plants	456	42	2,563
Seeds, bulbs, nursery stock	43	23	1,340
Pottery and giftware	103	33	2,179
Other sales	47	...	...
Not analyzing merchandise line sales	466	4	...
Small single unit stores	10,829	539	...
	MICHIGAN		
Large stores and multiunits			
Analyzing merchandise line sales, total	2,888	50	...
Cut flowers, wreaths, displays	2,238	49	2,851
Potted growing plants	376	38	2,094
Seeds, bulbs, nursery stock	89	16	1,034
Pottery and giftware	120	27	1,617
Other sales	65	...	...
Not analyzing merchandise line sales	746	5	...
Small single unit stores	12,353	606	...
	MINNESOTA		
Large stores and multiunits			
Analyzing merchandise line sales, total	2,673	30	...
Cut flowers, wreaths, displays	1,833	30	2,673
Potted growing plants	455	27	2,609
Seeds, bulbs, nursery stock	63	16	1,798
Pottery and giftware	174	25	2,405
Other sales	148	...	...
Not analyzing merchandise line sales	17	2	...
Small single unit stores	2,470	107	...
	MISSISSIPPI		
Large stores and multiunits			
Analyzing merchandise line sales, total	350	11	...
Cut flowers, wreaths, displays	287	11	350
Potted growing plants	33	9	325
Seeds, bulbs, nursery stock	(1)	2	...
Pottery and giftware	27	8	325
Other sales	3	...	...
Not analyzing merchandise line sales	...	...	...
Small single unit stores	1,966	113	...
	MISSOURI		
Large stores and multiunits			
Analyzing merchandise line sales, total	[illegible]	34	...
Cut flowers, wreaths, displays	[illegible]	34	[illegible]
Potted growing plants	[illegible]	28	[illegible]
Seeds, bulbs, nursery stock	143	12	[illegible]
Pottery and giftware	376	21	[illegible]
Other sales	15	...	...
Not analyzing merchandise line sales	210	2	...
Small single unit stores	7,051	311	...
	NEW JERSEY		
Large stores and multiunits			
Analyzing merchandise line sales, total	1,770	36	...
Cut flowers, wreaths, displays	1,342	36	1,770
Potted growing plants	237	27	1,206
Seeds, bulbs, nursery stock	85	12	776
Pottery and giftware	46	22	899
Other sales	60	...	...
Not analyzing merchandise line sales	252	8	...
Small single unit stores	12,888	676	...
	NEW YORK		
Large stores and multiunits			
Analyzing merchandise line sales, total	14,148	195	...
Cut flowers, wreaths, displays	11,066	190	14,092
Potted growing plants	1,943	137	9,936
Seeds, bulbs, nursery stock	173	33	2,092
Pottery and giftware	615	88	7,134
Other sales	351	...	...
Not analyzing merchandise line sales	210	2	...
Small single unit stores	35,000	1,664	...
	NORTH CAROLINA		
Large stores and multiunits			
Analyzing merchandise line sales, total	1,212	18	...
Cut flowers, wreaths, displays	682	18	1,212
Potted growing plants	412	15	1,158
Seeds, bulbs, nursery stock	49	7	406
Pottery and giftware	58	8	648
Other sales	11	...	...
Not analyzing merchandise line sales	...	...	...
Small single unit stores	5,497	311	...
	OHIO		
Large stores and multiunits			
Analyzing merchandise line sales, total	6,371	95	...
Cut flowers, wreaths, displays	4,660	95	6,371
Potted growing plants	754	74	5,090
Seeds, bulbs, nursery stock	338	29	2,659
Pottery and giftware	413	59	4,198
Other sales	206	...	...
Not analyzing merchandise line sales	43	3	...
Small single unit stores	15,737	699	...
	OKLAHOMA		
Large stores and multiunits			
Analyzing merchandise line sales, total	[illegible]	1	...
Cut flowers, wreaths, displays	[illegible]	17	[illegible]
Potted growing plants	303	16	[illegible]
Seeds, bulbs, nursery stock	(1)	[illegible]	[illegible]
Pottery and giftware	[illegible]	15	[illegible]
Other sales	47	...	...
Not analyzing merchandise line sales	11	[illegible]	...
Small single unit stores	[illegible]	[illegible]	...
	OREGON		
Large stores and multiunits			
Analyzing merchandise line sales, total	[illegible]	20	...
Cut flowers, wreaths, displays	[illegible]	20	[illegible]
Potted growing plants	[illegible]	20	[illegible]
Seeds, bulbs, nursery stock	(1)	4	[illegible]
Pottery and giftware	[illegible]	17	[illegible]
Other sales	[illegible]	...	...
Not analyzing merchandise line sales	[illegible]	[illegible]	...
Small single unit stores	[illegible]	[illegible]	...
	PENNSYLVANIA		
Large stores and multiunits			
Analyzing merchandise line sales, total	[illegible]	100	...
Cut flowers, wreaths, displays	4,583	[illegible]	[illegible]
Potted growing plants	1,121	73	4,706
Seeds, bulbs, nursery stock	[illegible]	20	1,107
Pottery and giftware	198	[illegible]	3,194
Other sales	155	...	...
Not analyzing merchandise line sales	[illegible]	[illegible]	...
Small single unit stores	[illegible]	[illegible]	...
	TENNESSEE		
Large stores and multiunits			
Analyzing merchandise line sales, total	2,463	20	...
Cut flowers, wreaths, displays	2,085	20	2,463
Potted growing plants	250	17	1,697
Seeds, bulbs, nursery stock	99	6	612
Pottery and giftware	18	5	413
Other sales	11	...	...
Not analyzing merchandise line sales	255	3	...
Small single unit stores	5,236	236	...
	TEXAS		
Large stores and multiunits			
Analyzing merchandise line sales, total	4,674	90	...
Cut flowers, wreaths, displays	3,209	82	4,564
Potted growing plants	754	65	3,765
Seeds, bulbs, nursery stock	269	35	1,888
Pottery and giftware	269	58	3,790
Other sales	173	...	...
Not analyzing merchandise line sales	425	8	...
Small single unit stores	14,656	809	...
	VIRGINIA		
Large stores and multiunits			
Analyzing merchandise line sales, total	[illegible]	[illegible]	...
Cut flowers, wreaths, displays	[illegible]	[illegible]	[illegible]
Potted growing plants	[illegible]	[illegible]	[illegible]
Seeds, bulbs, nursery stock	[illegible]	[illegible]	[illegible]
Pottery and giftware	[illegible]	[illegible]	[illegible]
Other sales	[illegible]	...	...
Not analyzing merchandise line sales	[illegible]	[illegible]	...
Small single unit stores	[illegible]	[illegible]	...
	WEST VIRGINIA		
Large stores and multiunits			
Analyzing merchandise line sales, total	[illegible]	[illegible]	...
Cut flowers, wreaths, displays	[illegible]	[illegible]	[illegible]
Potted growing plants	[illegible]	[illegible]	[illegible]
Seeds, bulbs, nursery stock	[illegible]	[illegible]	[illegible]
Pottery and giftware	[illegible]	[illegible]	[illegible]
Other sales	[illegible]	...	...
Not analyzing merchandise line sales	[illegible]	[illegible]	...
Small single unit stores	[illegible]	[illegible]	...
	WASHINGTON		
Large stores and multiunits			
Analyzing merchandise line sales, total	[illegible]	[illegible]	...
Cut flowers, wreaths, displays	[illegible]	[illegible]	[illegible]
Potted growing plants	[illegible]	[illegible]	[illegible]
Seeds, bulbs, nursery stock	[illegible]	[illegible]	[illegible]
Pottery and giftware	[illegible]	[illegible]	[illegible]
Other sales	[illegible]	...	...
Not analyzing merchandise line sales	[illegible]	[illegible]	...
Small single unit stores	[illegible]	[illegible]	...
	WISCONSIN		
Large stores and multiunits			
Analyzing merchandise line sales, total	1,159	14	...
Cut flowers, wreaths, displays	643	14	1,159
Potted growing plants	345	12	1,152
Seeds, bulbs, nursery stock	34	5	767
Pottery and giftware	114	13	1,157
Other sales	23	...	...
Not analyzing merchandise line sales	...	...	...
Small single unit stores	[illegible]	247	...

Table 24D.—MERCHANDISE LINE SALES OF LARGE STORES AND MULTIUNITS—MISCELLANEOUS KINDS OF BUSINESS—KIND OF BUSINESS, BY STATE: 1948—Continued

[See text for explanatory material]

Kind of business and merchandise line	Merchandise line sales (Thousand dollars)	Stores reporting merchandise line: Number	Stores reporting merchandise line: Total sales (Thousand dollars)
CIGAR STORES AND STANDS			
	ALABAMA		
Large stores and multiunits—			
Analyzing merchandise line sales, total	1,032	13	...
Cigars, cigarettes, tobacco	917	13	1,032
Candy, nuts, confectionery	66	10	331
Fountain and meals	(1)	2	(x)
Canned goods, other groceries	(1)	3	(x)
Other sales	49	...	...
Not analyzing merchandise line sales	...	...	...
Small single unit stores	546	26	...
	CALIFORNIA		
Large stores and multiunits—			
Analyzing merchandise line sales, total	25,897	217	...
Cigars, cigarettes, tobacco	22,576	217	25,897
Candy, nuts, confectionery	446	101	6,561
Fountain and meals	162	10	632
Canned goods, other groceries	303	11	1,023
Other sales	2,410	...	...
Not analyzing merchandise line sales	917	7	...
Small single unit stores	13,452	725	...
	COLORADO		
Large stores and multiunits—			
Analyzing merchandise line sales, total	1,658	12	...
Cigars, cigarettes, tobacco	1,417	12	1,658
Candy, nuts, confectionery	32	5	205
Fountain and meals	...	...	...
Canned goods, other groceries	(1)	1	(x)
Other sales	209	...	...
Not analyzing merchandise line sales	...	...	...
Small single unit stores	1,573	86	...
	CONNECTICUT		
Large stores and multiunits—			
Analyzing merchandise line sales, total	8,364	53	...
Cigars, cigarettes, tobacco	7,271	53	8,364
Candy, nuts, confectionery	281	32	4,251
Fountain and meals	(1)	3	(x)
Canned goods, other groceries	...	...	...
Other sales	812	...	...
Not analyzing merchandise line sales	...	...	...
Small single unit stores	5,128	220	...
	DELAWARE		
Large stores and multiunits—			
Analyzing merchandise line sales, total	11,488	23	...
Cigars, cigarettes, tobacco	10,789	23	11,488
Candy, nuts, confectionery	324	9	7,461
Fountain and meals	(1)	3	(x)
Canned goods, other groceries	(1)	1	(x)
Other sales	375	...	...
Not analyzing merchandise line sales	...	...	...
Small single unit stores	1,192	35	...
	DISTRICT OF COLUMBIA		
Large stores and multiunits—			
Analyzing merchandise line sales, total	5,799	46	...
Cigars, cigarettes, tobacco	4,442	46	5,799
Candy, nuts, confectionery	636	32	4,749
Fountain and meals	402	29	1,354
Canned goods, other groceries	(1)	1	(x)
Other sales	319	...	...
Not analyzing merchandise line sales	...	...	...
Small single unit stores	829	41	...
	FLORIDA		
Large stores and multiunits—			
Analyzing merchandise line sales, total	5,207	31	...
Cigars, cigarettes, tobacco	4,730	31	5,207
Candy, nuts, confectionery	98	14	708
Fountain and meals	125	8	471
Canned goods, other groceries	...	...	...
Other sales	254	...	...
Not analyzing merchandise line sales	...	...	...
Small single unit stores	2,110	146	...
	GEORGIA		
Large stores and multiunits—			
Analyzing merchandise line sales, total	1,817	15	...
Cigars, cigarettes, tobacco	1,618	15	1,817
Candy, nuts, confectionery	60	9	441
Fountain and meals	(1)	2	(x)
Canned goods, other groceries	(1)	3	(x)
Other sales	139	...	...
Not analyzing merchandise line sales	...	...	...
Small single unit stores	677	38	...
	ILLINOIS		
Large stores and multiunits—			
Analyzing merchandise line sales, total	17,198	213	...
Cigars, cigarettes, tobacco	13,886	213	17,198
Candy, nuts, confectionery	784	106	7,310
Fountain and meals	409	20	1,932
Canned goods, other groceries	92	5	619
Other sales	2,027	...	...
Not analyzing merchandise line sales	183	2	...
Small single unit stores	11,618	577	...
	INDIANA		
Large stores and multiunits—			
Analyzing merchandise line sales, total	8,512	51	...
Cigars, cigarettes, tobacco	7,787	51	8,512
Candy, nuts, confectionery	248	30	2,354
Fountain and meals	151	6	919
Canned goods, other groceries	(1)	1	(x)
Other sales	326	...	...
Not analyzing merchandise line sales	15	1	...
Small single unit stores	5,327	296	...
	IOWA		
Large stores and multiunits—			
Analyzing merchandise line sales, total	2,595	53	...
Cigars, cigarettes, tobacco	1,928	53	2,595
Candy, nuts, confectionery	44	18	826
Fountain and meals	483	14	1,348
Canned goods, other groceries	...	...	...
Other sales	140	...	...
Not analyzing merchandise line sales	...	...	...
Small single unit stores	2,915	117	...
	KANSAS		
Large stores and multiunits—			
Analyzing merchandise line sales, total	703	12	...
Cigars, cigarettes, tobacco	565	12	703
Candy, nuts, confectionery	20	8	126
Fountain and meals	(1)	2	(x)
Canned goods, other groceries	...	...	...
Other sales	118	...	...
Not analyzing merchandise line sales	...	...	...
Small single unit stores	882	42	...
	KENTUCKY		
Large stores and multiunits—			
Analyzing merchandise line sales, total	2,479	11	...
Cigars, cigarettes, tobacco	2,340	11	2,479
Candy, nuts, confectionery	87	6	976
Fountain and meals	(1)	1	(x)
Canned goods, other groceries	...	...	...
Other sales	52	...	...
Not analyzing merchandise line sales	...	...	...
Small single unit stores	440	30	...
	LOUISIANA		
Large stores and multiunits—			
Analyzing merchandise line sales, total	3,604	23	...
Cigars, cigarettes, tobacco	3,209	23	3,604
Candy, nuts, confectionery	114	18	734
Fountain and meals	80	8	306
Canned goods, other groceries	(1)	1	(x)
Other sales	201	...	...
Not analyzing merchandise line sales	14	1	14
Small single unit stores	323	20	...
	MAINE		
Large stores and multiunits—			
Analyzing merchandise line sales, total	953	18	...
Cigars, cigarettes, tobacco	680	18	953
Candy, nuts, confectionery	75	10	772
Fountain and meals	(1)	2	(x)
Canned goods, other groceries	(1)	2	(x)
Other sales	198	...	...
Not analyzing merchandise line sales	...	...	...
Small single unit stores	1,413	51	...
	MARYLAND		
Large stores and multiunits—			
Analyzing merchandise line sales, total	4,036	23	...
Cigars, cigarettes, tobacco	3,606	23	4,036
Candy, nuts, confectionery	137	8	1,340
Fountain and meals	141	5	441
Canned goods, other groceries	(1)	1	(x)
Other sales	152	...	...
Not analyzing merchandise line sales	...	...	...
Small single unit stores	1,342	60	...
	MASSACHUSETTS		
Large stores and multiunits—			
Analyzing merchandise line sales, total	19,394	115	...
Cigars, cigarettes, tobacco	17,044	115	19,394
Candy, nuts, confectionery	493	51	6,328
Fountain and meals	516	10	1,531
Canned goods, other groceries	(1)	4	(x)
Other sales	1,341	...	...
Not analyzing merchandise line sales	666	3	...
Small single unit stores	12,140	580	...
	MICHIGAN		
Large stores and multiunits—			
Analyzing merchandise line sales, total	9,946	62	...
Cigars, cigarettes, tobacco	8,872	62	9,946
Candy, nuts, confectionery	352	22	3,032
Fountain and meals	(1)	4	(x)
Canned goods, other groceries	(1)	2	(x)
Other sales	722	...	...
Not analyzing merchandise line sales	...	...	...
Small single unit stores	4,763	259	...
	MINNESOTA		
Large stores and multiunits—			
Analyzing merchandise line sales, total	2,377	31	...
Cigars, cigarettes, tobacco	2,091	31	2,377
Candy, nuts, confectionery	104	18	731
Fountain and meals	...	...	...
Canned goods, other groceries	(1)	3	(x)
Other sales	182	...	...
Not analyzing merchandise line sales	364	2	...
Small single unit stores	1,939	88	...
	MISSOURI		
Large stores and multiunits—			
Analyzing merchandise line sales, total	9,208	61	...
Cigars, cigarettes, tobacco	8,470	61	9,208
Candy, nuts, confectionery	198	16	960
Fountain and meals	(1)	3	(x)
Canned goods, other groceries	(1)	4	(x)
Other sales	540	...	...
Not analyzing merchandise line sales	...	...	...
Small single unit stores	2,493	161	...
	NEBRASKA		
Large stores and multiunits—			
Analyzing merchandise line sales, total	1,006	28	...
Cigars, cigarettes, tobacco	787	28	1,006
Candy, nuts, confectionery	88	23	885
Fountain and meals	(1)	1	(x)
Canned goods, other groceries	...	...	...
Other sales	131	...	...
Not analyzing merchandise line sales	...	...	...
Small single unit stores	762	45	...
	NEVADA		
Large stores and multiunits—			
Analyzing merchandise line sales, total	710	14	...
Cigars, cigarettes, tobacco	431	14	710
Candy, nuts, confectionery	93	12	555
Fountain and meals	(1)	2	(x)
Canned goods, other groceries	...	...	...
Other sales	186	...	...
Not analyzing merchandise line sales	...	...	...
Small single unit stores	208	6	...
	NEW JERSEY		
Large stores and multiunits—			
Analyzing merchandise line sales, total	22,642	89	...
Cigars, cigarettes, tobacco	18,886	89	22,642
Candy, nuts, confectionery	1,945	43	10,424
Fountain and meals	51	5	334
Canned goods, other groceries	129	6	722
Other sales	1,631	...	...
Not analyzing merchandise line sales	...	...	...
Small single unit stores	14,531	714	...
	NEW YORK		
Large stores and multiunits—			
Analyzing merchandise line sales, total	57,722	412	...
Cigars, cigarettes, tobacco	49,163	412	57,722
Candy, nuts, confectionery	2,125	211	21,497
Fountain and meals	1,044	46	4,491
Canned goods, other groceries	278	16	1,116
Other sales	5,112	...	...
Not analyzing merchandise line sales	918	3	...
Small single unit stores	94,199	4,845	...
	OHIO		
Large stores and multiunits—			
Analyzing merchandise line sales, total	17,075	188	...
Cigars, cigarettes, tobacco	14,739	188	17,075
Candy, nuts, confectionery	743	128	5,811
Fountain and meals	227	58	1,652
Canned goods, other groceries	70	5	540
Other sales	1,296	...	...
Not analyzing merchandise line sales	...	...	...
Small single unit stores	8,756	498	...
	OKLAHOMA		
Large stores and multiunits—			
Analyzing merchandise line sales, total	3,357	23	...
Cigars, cigarettes, tobacco	3,223	23	3,357
Candy, nuts, confectionery	82	11	274
Fountain and meals	(1)	3	(x)
Canned goods, other groceries	...	...	...
Other sales	52	...	...
Not analyzing merchandise line sales	...	...	...
Small single unit stores	475	35	...
	OREGON		
Large stores and multiunits—			
Analyzing merchandise line sales, total	703	15	...
Cigars, cigarettes, tobacco	427	15	703
Candy, nuts, confectionery	76	7	407
Fountain and meals	(1)	2	(x)
Canned goods, other groceries	...	...	...
Other sales	200	...	...
Not analyzing merchandise line sales	...	...	...
Small single unit stores	1,194	57	...
	PENNSYLVANIA		
Large stores and multiunits—			
Analyzing merchandise line sales, total	30,533	213	...
Cigars, cigarettes, tobacco	26,358	213	30,533
Candy, nuts, confectionery	1,645	122	12,415
Fountain and meals	518	18	1,767
Canned goods, other groceries	42	7	635
Other sales	1,970	...	...
Not analyzing merchandise line sales	...	...	...
Small single unit stores	20,810	1,496	...
	RHODE ISLAND		
Large stores and multiunits—			
Analyzing merchandise line sales, total	2,239	25	...
Cigars, cigarettes, tobacco	1,674	25	2,239
Candy, nuts, confectionery	53	14	703
Fountain and meals	(1)	2	(x)
Canned goods, other groceries	(1)	4	(x)
Other sales	512	...	...
Not analyzing merchandise line sales	138	1	...
Small single unit stores	1,855	121	...
	TENNESSEE		
Large stores and multiunits—			
Analyzing merchandise line sales, total	1,894	19	...
Cigars, cigarettes, tobacco	1,426	19	1,894
Candy, nuts, confectionery	116	14	906
Fountain and meals	160	6	610
Canned goods, other groceries	(1)	2	(x)
Other sales	192	...	...
Not analyzing merchandise line sales	...	...	...
Small single unit stores	930	47	...

See footnotes at end of table.

Table 24D.—MERCHANDISE LINE SALES OF LARGE STORES AND MULTIUNITS—MISCELLANEOUS KINDS OF BUSINESS—KIND OF BUSINESS, BY STATE: 1948—Continued

[See text for explanatory material]

Kind of business and merchandise line	Merchandise line sales (Thousand dollars)	Stores reporting merchandise line: Number	Stores reporting merchandise line: Total sales (Thousand dollars)
	TEXAS		
CIGAR STORES AND STANDS			
Large stores and multiunits—			
Analyzing merchandise line sales, total	[illegible]	84	...
Cigars, cigarettes, tobacco	[illegible]	84	[illegible]
Candy, nuts, confectionery	[illegible]	60	[illegible]
Fountain and meals	[illegible]	20	[illegible]
Canned goods, other groceries	61	10	340
Other sales	[illegible]	...	...
Not analyzing merchandise line sales	...	...	...
Small single unit stores	2,421	157	...
	UTAH		
Large stores and multiunits—			
Analyzing merchandise line sales, total	[illegible]	12	...
Cigars, cigarettes, tobacco	[illegible]	10	[illegible]
Candy, nuts, confectionery	[illegible]	[illegible]	[illegible]
Fountain and meals	(1)	2	(x)
Canned goods, other groceries	...	...	...
Other sales	130	...	...
Not analyzing merchandise line sales	...	...	...
Small single unit stores	[illegible]	9	...
	VIRGINIA		
Large stores and multiunits—			
Analyzing merchandise line sales, total	1,380	[illegible]	...
Cigars, cigarettes, tobacco	1,039	19	1,380
Candy, nuts, confectionery	[illegible]	11	[illegible]
Fountain and meals	[illegible]	[illegible]	[illegible]
Canned goods, other groceries	...	...	...
Other sales	[illegible]	...	...
Not analyzing merchandise line sales	...	...	...
Small single unit stores	[illegible]	[illegible]	...
	WASHINGTON		
Large stores and multiunits—			
Analyzing merchandise line sales, total	[illegible]	[illegible]	...
Cigars, cigarettes, tobacco	1,[illegible]	[illegible]	2,844
Candy, nuts, confectionery	[illegible]	[illegible]	[illegible]
Fountain and meals	[illegible]	[illegible]	[illegible]
Canned goods, other groceries	(1)	2	(x)
Other sales	582	...	...
Not analyzing merchandise line sales	61	3	...
Small single unit stores	1,[illegible]	100	...
	WEST VIRGINIA		
Large stores and multiunits—			
Analyzing merchandise line sales, total	[illegible]	13	...
Cigars, cigarettes, tobacco	912	[illegible]	772
Candy, nuts, confectionery	11		1[illegible]
Fountain and meals	(1)		(x)
Canned goods, other groceries	(1)	1	(x)
Other sales	50	...	...
Not analyzing merchandise line sales	...	...	...
Small single unit stores	43[illegible]	34	...
	WISCONSIN		
Large stores and multiunits—			
Analyzing merchandise line sales, total	[illegible]	39	...
Cigars, cigarettes, tobacco	[illegible]	39	4,398
Candy, nuts, confectionery	246	15	1,858
Fountain and meals	[illegible]	6	401
Canned goods, other groceries	(1)	2	(x)
Other sales	659	...	...
Not analyzing merchandise line sales	...	...	...
Small single unit stores	3,390	124	...
	WYOMING		
Large stores and multiunits—			
Analyzing merchandise line sales, total	466	11	...
Cigars, cigarettes, tobacco	269	11	466
Candy, nuts, confectionery	40	11	466
Fountain and meals	(1)	2	(x)
Canned goods, other groceries	...	...	...
Other sales	158	...	...
Not analyzing merchandise line sales	...	...	...
Small single unit stores	[illegible]	18	..

See footnotes at end of table.

Table 24D.—MERCHANDISE LINE SALES OF LARGE STORES AND MULTIUNITS—MISCELLANEOUS KINDS OF BUSINESS—KIND OF BUSINESS, BY STATE: 1948—Continued

[See text for explanatory material]

Kind of business and merchandise line	Merchandise line sales (Thousand dollars)	Stores reporting merchandise line: Number	Stores reporting merchandise line: Total sales (Thousand dollars)	Merchandise line sales (Thousand dollars)	Stores reporting merchandise line: Number	Stores reporting merchandise line: Total sales (Thousand dollars)	Merchandise line sales (Thousand dollars)	Stores reporting merchandise line: Number	Stores reporting merchandise line: Total sales (Thousand dollars)	Merchandise line sales (Thousand dollars)	Stores reporting merchandise line: Number	Stores reporting merchandise line: Total sales (Thousand dollars)	Merchandise line sales (Thousand dollars)	Stores reporting merchandise line: Number	Stores reporting merchandise line: Total sales (Thousand dollars)
	ALABAMA			CALIFORNIA			CONNECTICUT			FLORIDA			ILLINOIS		
NEWS DEALERS, NEWSSTANDS															
Large stores and multiunits—															
Analyzing merchandise line sales, total	362	10	...	7,351	72	...	1,428	27	...	554	12	...	7,359	77	...
Newspapers and magazines	222	10	302	4,673	72	7,351	889	27	1,428	332	12	554	5,551	77	7,359
Stationery, printed forms, office supplies	...	...	...	225	12	996	...	...	...	...	...	...	98	6	541
Books	(1)	1	(x)	70	13	1,428	(1)	-	(x)	(1)	1	(x)	62	8	1,012
Gifts, novelties, souvenirs, toys	(1)	2	(x)	238	24	2,413	4	7	406	10	6	219	(1)	2	(x)
Cigars, cigarettes, tobacco	36	8	279	676	42	3,953	343	24	1,308	53	7	335	826	54	3,470
Candy, nuts, confectionery	18	8	279	374	38	3,617	116	24	1,308	49	6	219	502	43	3,509
Fountain and meals	...	...	...	335	7	1,215	(1)	2	(x)	(1)	4	(x)	(1)	3	(x)
Other sales	26	...	...	60	...	...	58	...	...	110	...	...	320	...	...
Not analyzing merchandise line sales	...	...	...	37	1	...	...	...	...	...	...	...	543	5	...
Small single unit stores	807	37	...	6,669	295	...	4,311	148	...	2,585	115	...	7,599	343	...
	INDIANA			KENTUCKY			MARYLAND			MASSACHUSETTS			MICHIGAN		
Large stores and multiunits—															
Analyzing merchandise line sales, total	1,607	20	...	1,069	10	...	847	12	...	8,002	83	...	2,228	26	...
Newspapers and magazines	1,305	20	1,607	551	10	1,069	574	12	847	4,975	83	8,002	1,744	26	2,228
Stationery, printed forms, office supplies	(1)	2	(x)	...	...	...	...	...	...	183	15	1,981	1	4	(x)
Books	(1)	3	(x)	...	...	...	(1)	2	(x)	36	9	1,462	28	5	271
Gifts, novelties, souvenirs, toys	(1)	4	(x)	(1)	2	(x)	(1)	4	(x)	380	38	3,678	55	5	477
Cigars, cigarettes, tobacco	116	15	957	175	8	656	159	8	536	996	63	5,824	142	15	762
Candy, nuts, confectionery	57	15	931	138	7	513	43	8	536	510	61	5,427	139	18	1,268
Fountain and meals	(1)	2	(x)	(1)	3	(x)	(1)	3	(x)	504	19	2,253	(1)	4	(x)
Other sales	31	...	...	165	...	...	71	...	...	481	...	...	215	...	...
Not analyzing merchandise line sales	...	...	...	...	...	...	...	...	...	279	3	...	147	2	...
Small single unit stores	2,306	95	...	604	31	...	964	46	...	7,725	242	...	2,724	103	...
	MISSOURI			NEW JERSEY			NEW YORK			NORTH CAROLINA			OHIO		
Large stores and multiunits—															
Analyzing merchandise line sales, total	2,028	16	...	6,874	160	...	24,970	583	...	1,529	36	...	4,285	50	...
Newspapers and magazines	1,892	16	2,028	3,328	160	6,847	14,756	583	24,970	914	36	1,529	2,601	50	4,285
Stationery, printed forms, office supplies	...	...	...	98	7	586	94	8	740	...	...	...	(1)	1	(x)
Books	(1)	3	(x)	(1)	1	(x)	(1)	2	(x)	...	...	...	(1)	1	(x)
Gifts, novelties, souvenirs, toys	(1)	4	(x)	268	57	2,051	261	29	1,692	33	11	402	207	23	1,811
Cigars, cigarettes, tobacco	165	8	678	1,847	146	5,999	4,457	543	20,330	245	34	1,260	762	37	2,685
Candy, nuts, confectionery	72	7	656	690	148	5,823	3,454	533	19,359	202	31	1,110	351	34	2,259
Fountain and meals	(1)	3	(x)	146	8	828	224	18	1,161	105	7	384	1)	3	(x)
Other sales	119	...	...	557	...	...	1,724	...	...	25	...	...	364	...	...
Not analyzing merchandise line sales	...	...	...	274	3	...	13	1	...	48	1	...	...	...	...
Small single unit stores	939	61	...	6,397	250	...	25,403	1,352	...	1,236	53	...	5,713	204	...
	PENNSYLVANIA			RHODE ISLAND			TEXAS			VIRGINIA			WEST VIRGINIA		
Large stores and multiunits—															
Analyzing merchandise line sales, total	10,799	179	...	696	11	...	3,009	25	...	2,095	25	...	923	20	...
Newspapers and magazines	6,736	179	10,799	538	11	696	2,511	25	3,009	1,176	25	2,095	440	20	923
Stationery, printed forms, office supplies	190	11	1,316	...	...	...	...	...	...	(1)	1	(x)	(1)	1	(x)
Books	13	5	582	(1)	2	(x)	(1)	4	(x)	(1)	1	(x)	(1)	2	(x)
Gifts, novelties, souvenirs, toys	265	12	2,146	(1)	3	(x)	16	6	340	205	11	1,257	79	10	519
Cigars, cigarettes, tobacco	2,093	158	8,609	82	7	338	169	16	1,082	124	17	907	117	16	508
Candy, nuts, confectionery	990	152	7,316	25	7	338	62	10	701	87	15	794	94	16	508
Fountain and meals	112	7	692	...	...	...	(1)	4	(x)	263	9	1,111	(1)	2	(x)
Other sales	400	...	...	51	...	...	251	...	...	240	...	...	193	...	...
Not analyzing merchandise line sales	33	1	...	...	...	...	...	...	...	...	...	...	...	...	...
Small single unit stores	12,487	493	...	2,721	93	...	4,444	242	...	2,156	93	...	1,560	67	...

See footnotes at end of table.

Table 24D.—MERCHANDISE LINE SALES OF LARGE STORES AND MULTIUNITS—MISCELLANEOUS KINDS OF BUSINESS—KIND OF BUSINESS, BY STATE: 1948—Continued

[See text for explanatory material]

Kind of business and merchandise line	Merchandise line sales (Thousand dollars)	Stores reporting merchandise line: Number	Stores reporting merchandise line: Total sales (Thousand dollars)	Merchandise line sales (Thousand dollars)	Stores reporting merchandise line: Number	Stores reporting merchandise line: Total sales (Thousand dollars)	Merchandise line sales (Thousand dollars)	Stores reporting merchandise line: Number	Stores reporting merchandise line: Total sales (Thousand dollars)	Merchandise line sales (Thousand dollars)	Stores reporting merchandise line: Number	Stores reporting merchandise line: Total sales (Thousand dollars)	Merchandise line sales (Thousand dollars)	Stores reporting merchandise line: Number	Stores reporting merchandise line: Total sales (Thousand dollars)
	ARIZONA			CALIFORNIA			COLORADO			FLORIDA			ILLINOIS		
GIFT, NOVELTY, SOUVENIR STORES															
Large stores and multiunits															
Analyzing merchandise line sales, total	[illegible]	16	...	4,417	132	...	524	19	...	1,133	39	...	3,390	34	...
Gifts, novelties, souvenirs	322	16	1,07[illegible]	3,982	132	4,417	466	19	524	951	39	1,133	3,016	34	3,390
Toys	(1)	1	(x)	71	7	214	...	...	...	(1)	3	(x)	(1)	1	(x)
Stamps, coins, collectors' supplies	...	...	...	...	...	...	...	...	...	...	...	...	...	...	...
Religious (church) goods	...	...	...	...	...	...	...	...	...	...	...	...	(1)	1	(x)
Other sales	161	...	...	364	...	...	68	...	...	182	...	...	374	...	...
Not analyzing merchandise line sales	...	...	...	277	3	...	...	...	...	40	1	...	...	...	...
Small single unit stores	1,79[illegible]	1.7	...	16,028	1,327	...	2,362	186	...	5,416	461	...	9,715	800	...
	KENTUCKY			MARYLAND			MASSACHUSETTS			MISSOURI			NEW HAMPSHIRE		
Large stores and multiunits															
Analyzing merchandise line sales, total	336	11	...	549	15	...	2,355	50	...	1,628	16	...	274	15	...
Gifts, novelties, souvenirs	311	11	336	387	15	549	1,978	50	2,355	1,431	16	1,628	229	15	274
Toys	...	...	...	15	6	122	16	14	242	(1)	2	(x)	(1)	3	(x)
Stamps, coins, collectors' supplies	...	...	...	...	...	...	...	...	...	...	...	...	...	...	...
Religious (church) goods	...	...	...	(1)	2	(x)	(1)	3	(x)	...	...	...	...	...	...
Other sales	25	...	...	147	...	...	361	...	...	197	...	...	45	...	...
Not analyzing merchandise line sales	...	...	...	...	...	...	...	...	...	...	...	...	...	...	...
Small single unit stores	1,140	97	...	1,900	133	...	7,161	592	...	2,621	320	...	1,045	121	...
	NEW JERSEY			NEW MEXICO			NEW YORK			NORTH CAROLINA			OHIO		
Large stores and multiunits															
Analyzing merchandise line sales, total	2,[illegible]	37	...	809	18	...	9,725	139	...	175	14	...	1,019	31	...
Gifts, novelties, souvenirs	1,288	37	1,664	666	18	809	7,555	139	9,725	163	14	175	813	31	1,019
Toys	1[illegible]	4	489	...	...	...	543	43	1,592	3	5	69	38	6	225
Stamps, coins, collectors' supplies	(1)	1	(x)	(1)	1	(x)	(1)	1	(x)	...	...	...	...	...	...
Religious (church) goods	(1)	1	(x)	...	...	...	4	7	8	...	...	...	...	...	...
Other sales	4[illegible]	...	...	143	...	...	1,623	...	...	9	...	...	168	...	...
Not analyzing merchandise line sales	2[illegible]	1	...	...	...	...	14	1	...	...	...	...	...	...	...
Small single unit stores	4,784	6.7	...	1,060	84	...	25,567	1,657	...	1,833	156	...	4,669	350	...
	OREGON			PENNSYLVANIA			TEXAS								
Large stores and multiunits															
Analyzing merchandise line sales, total	4[illegible]	1[illegible]	...	2,48[illegible]	67	...	1,[illegible]49	37	...						
Gifts, novelties, souvenirs	3[illegible]	1[illegible]	41[illegible]	1,547	67	1,98[illegible]	935	37	1,49						
Toys	1[illegible]	[illegible]	(x)	44	10	285	16	7	128						
Stamps, coins, collectors' supplies	(1)	[illegible]	(x)	(1)	1	(x)	...	...	...						
Religious (church) goods	...	...	...	(1)	1	(x)	(1)	[illegible]	(x)						
Other sales	67	...	...	391	...	...	98	...	...						
Not analyzing merchandise line sales	17		...	17	1	...	229	[illegible]	...						
Small single unit stores	1,479	142	...	1,102	951	...	3,503	282	...						

[illegible] end of table.

Table 24D.—MERCHANDISE LINE SALES OF LARGE STORES AND MULTIUNITS—MISCELLANEOUS KINDS OF BUSINESS—KIND OF BUSINESS, BY STATE: 1948—Continued

[See text for explanatory material]

Kind of business and merchandise line	Merchandise line sales (Thousand dollars)	Stores reporting merchandise line: Number	Stores reporting merchandise line: Total sales (Thousand dollars)	Merchandise line sales (Thousand dollars)	Stores reporting merchandise line: Number	Stores reporting merchandise line: Total sales (Thousand dollars)	Merchandise line sales (Thousand dollars)	Stores reporting merchandise line: Number	Stores reporting merchandise line: Total sales (Thousand dollars)	Merchandise line sales (Thousand dollars)	Stores reporting merchandise line: Number	Stores reporting merchandise line: Total sales (Thousand dollars)	Merchandise line sales (Thousand dollars)	Stores reporting merchandise line: Number	Stores reporting merchandise line: Total sales (Thousand dollars)
MUSIC STORES	ALABAMA			CALIFORNIA			CONNECTICUT			DISTRICT OF COLUMBIA			FLORIDA		
Large stores and multiunits—	2,471	18	...	27,149	136	...	2,541	16	...	4,390	14	...	4,100	28	...
Analyzing merchandise line sales, total	1,472	12	2,418	16,484	116	26,144	962	9	1,475	(1)	4	(x)	2,778	27	4,047
Pianos, musical instruments, phonographs	173	11	2,231	4,755	69	18,291	240	10	1,914	605	5	3,277	318	15	2,422
Radios, television sets and parts	253	17	2,307	3,174	75	18,223	1,040	13	1,869	1,054	13	3,692	381	16	2,867
Phonograph records	253	6	1,532	1,164	22	7,842	(1)	1	(x)	(1)	1	(x)	(1)	1	(x)
Major household appliances	(1)	1	(x)	115	17	5,867	...	...	...	(1)	3	(x)	(1)	1	(x)
Housewares (inc electric)	111	9	2,057	790	61	16,351	37	5	821	(1)	4	(x)	125	13	2,054
Service and repair department	209	...	...	667	...	...	262	...	...	2,731	...	...	498	...	...
Other sales															
Not analyzing merchandise line sales	...	...	...	250	1	...	...	...	...	...	...	...	...	...	...
Small single unit stores	689	38	...	11,272	480	...	2,229	87	...	555	20	...	1,921	90	...
	GEORGIA			ILLINOIS			INDIANA			IOWA			KANSAS		
Large stores and multiunits—	2,237	23	...	19,343	82	...	4,225	30	...	3,626	33	...	3,234	20	...
Analyzing merchandise line sales, total	1,507	15	2,012	11,665	57	16,954	2,593	21	3,655	2,469	31	3,598	1,627	18	3,194
Pianos, musical instruments, phonographs	205	14	1,671	4,002	33	11,739	416	12	2,283	352	17	1,745	488	12	2,594
Radios, television sets and parts	343	18	1,614	2,150	47	7,051	664	20	2,722	361	20	1,804	263	13	2,450
Phonograph records	(1)	3	(x)	415	12	1,952	92	5	940	85	5	867	449	8	2,246
Major household appliances	27	5	178	80	7	1,096	(1)	2	(x)	(1)	2	(x)	43	5	1,273
Housewares (inc electric)	67	8	1,637	704	40	13,309	141	9	2,235	92	20	2,592	71	13	2,856
Service and repair department	88	...	...	327	...	...	319	...	...	267	...	...	293	...	...
Other sales															
Not analyzing merchandise line sales	...	...	...	...	...	...	...	...	...	...	...	...	191	1	...
Small single unit stores	1,562	63	...	8,166	326	...	3,405	148	...	2,654	83	...	1,769	62	...
	KENTUCKY			LOUISIANA			MAINE			MARYLAND			MASSACHUSETTS		
Large stores and multiunits—	2,601	12	...	3,936	23	...	859	10	...	2,100	29	...	5,382	29	...
Analyzing merchandise line sales, total	1,738	10	2,522	2,632	19	3,641	371	8	667	1,179	16	1,771	3,141	24	5,156
Pianos, musical instruments, phonographs	255	6	1,741	439	12	2,645	156	6	761	141	15	984	770	16	4,455
Radios, television sets and parts	439	9	1,862	406	12	2,733	145	9	850	638	25	1,451	721	21	4,186
Phonograph records	(1)	1	(x)	(1)	3	(x)	(1)	2	(x)	(1)	1	(x)	(1)	3	(x)
Major household appliances	(1)	1	(x)	(1)	1	(x)	(1)	1	(x)	(1)	2	(x)	(1)	1	(x)
Housewares (inc electric)	(1)	3	(x)	94	6	2,563	(1)	2	(x)	50	8	1,126	197	15	4,081
Service and repair department	169	...	...	365	...	...	187	...	...	92	...	...	553	...	...
Other sales															
Not analyzing merchandise line sales	...	...	...	...	...	...	...	...	...	...	...	...	191	4	...
Small single unit stores	684	35	...	1,193	50	...	432	21	...	1,488	69	...	3,798	177	...
	MICHIGAN			MINNESOTA			MISSOURI			NEBRASKA			NEW JERSEY		
Large stores and multiunits—	13,937	69	...	5,289	34	...	7,655	31	...	2,609	10	...	2,907	27	...
Analyzing merchandise line sales, total	5,904	59	13,611	3,613	31	5,128	4,490	25	7,175	1,567	10	2,609	2,305	19	2,707
Pianos, musical instruments, phonographs	3,000	48	12,161	575	14	2,869	1,190	17	6,124	406	9	2,490	148	8	784
Radios, television sets and parts	1,436	53	12,086	513	17	2,576	1,068	23	6,184	161	5	2,050	178	19	2,318
Phonograph records	1,814	34	10,376	(1)	3	(x)	(1)	3	(x)	255	5	1,544	98	7	459
Major household appliances	253	31	9,931	(1)	3	(x)	167	6	3,166	(1)	1	(x)	(1)	4	(x)
Housewares (inc electric)	340	45	12,591	134	13	2,893	169	15	5,251	30	5	946	142	13	2,350
Service and repair department	1,190	...	...	454	...	...	571	...	...	190	...	...	36	...	...
Other sales															
Not analyzing merchandise line sales	...	...	...	...	...	...	927	2	...	...	...	...	29	1	...
Small single unit stores	4,878	203	...	2,119	80	...	2,334	119	...	877	23	...	4,567	189	...
	NEW YORK			NORTH CAROLINA			OHIO			OKLAHOMA			OREGON		
Large stores and multiunits—	20,346	125	...	2,891	27	...	9,622	73	...	4,147	18	...	2,862	19	...
Analyzing merchandise line sales, total	11,785	90	17,293	1,826	24	2,833	4,960	60	8,565	2,198	17	4,053	2,111	15	2,780
Pianos, musical instruments, phonographs	2,260	57	12,619	315	13	1,931	1,412	38	6,429	645	13	3,430	240	10	1,800
Radios, television sets and parts	4,368	83	14,421	469	19	2,106	2,042	50	7,016	397	13	3,466	290	13	1,945
Phonograph records	465	19	3,524	98	6	779	432	7	1,907	607	15	3,775	(1)	2	(x)
Major household appliances	104	10	1,271	(1)	3	(x)	38	5	1,642	51	7	2,656	(1)	3	(x)
Housewares (inc electric)	612	45	9,942	51	12	2,133	150	27	5,693	90	15	3,710	75	6	1,554
Service and repair department	752	...	...	132	...	...	588	...	...	159	...	...	146	...	...
Other sales															
Not analyzing merchandise line sales	377	3	...	128	1	...	203	3	...	...	...	...	...	...	...
Small single unit stores	12,119	568	...	1,965	83	...	7,314	292	...	1,366	51	...	1,721	52	...
	PENNSYLVANIA			SOUTH CAROLINA			TENNESSEE			TEXAS			UTAH		
Large stores and multiunits	13,635	104	...	1,166	13	...	3,244	31	...	11,761	79	...	2,402	13	...
Analyzing merchandise line sales, total	8,241	81	12,094	907	12	1,158	2,469	22	2,861	8,478	73	11,395	1,831	13	2,402
Pianos, musical instruments, phonographs	1,248	47	7,858	80	8	1,072	96	8	816	964	37	6,396	223	10	2,066
Radios, television sets and parts	2,845	70	8,107	100	7	586	585	17	1,239	1,339	47	7,356	157	9	1,053
Phonograph records	214	8	1,564	...	...	...	(1)	1	(x)	458	12	2,904	...	...	...
Major household appliances	(1)	4	(x)	...	...	...	(1)	1	(x)	(1)	4	(x)	(1)	1	(x)
Housewares (inc electric)	280	36	7,571	32	5	723	(1)	4	(x)	243	27	5,488	104	7	1,512
Service and repair department	547	...	...	47	...	...	94	...	...	279	...	...	87	...	...
Other sales															
Not analyzing merchandise line sales	...	...	...	...	...	...	...	...	...	645	3	...	...	...	...
Small single unit stores	9,042	412	...	797	41	...	1,159	46	...	5,412	230	...	469	20	...

See footnotes at end of table.

Table 24D.—MERCHANDISE LINE SALES OF LARGE STORES AND MULTIUNITS—MISCELLANEOUS KINDS OF BUSINESS—KIND OF BUSINESS, BY STATE: 1948—Continued

[See text for explanatory material]

Kind of business and merchandise line	Merchandise line sales (Thousand dollars)	Stores reporting merchandise line: Number	Stores reporting merchandise line: Total sales (Thousand dollars)	Merchandise line sales (Thousand dollars)	Stores reporting merchandise line: Number	Stores reporting merchandise line: Total sales (Thousand dollars)	Merchandise line sales (Thousand dollars)	Stores reporting merchandise line: Number	Stores reporting merchandise line: Total sales (Thousand dollars)	Merchandise line sales (Thousand dollars)	Stores reporting merchandise line: Number	Stores reporting merchandise line: Total sales (Thousand dollars)	Merchandise line sales (Thousand dollars)	Stores reporting merchandise line: Number	Stores reporting merchandise line: Total sales (Thousand dollars)
MUSIC STORES	VIRGINIA			WASHINGTON			WEST VIRGINIA			WISCONSIN					
Large stores and multiunits—															
Analyzing merchandise line sales, total	[illegible]	[illegible]	...	[illegible]	[illegible]	...	2,164	18	...	4,668	32	...			
Pianos, organs, instruments, phonographs	1,914	13	2,026	[illegible]	23	3,821	1,062	15	2,036	3,074	27	4,442			
Radios, television sets and parts	498	3	2,026	483	14	2,943	376	10	1,853	616	18	3,587			
Phonographs, records	642	20	2,[illegible]	[illegible]	18	3,021	431	16	1,971	479	20	3,002			
Major household appliances	(1)	4	(x)	(1)	3	(x)	(1)	3	(x)	(1)	2	(x)			
Household appliances, other	...	...	...	(1)	4	(x)	(1)	2	(x)	(1)	1	(x)			
Sewing machines, [illegible]	49	8	1,621	135	10	2,594	38	6	1,233	131	14	2,303			
Other sales	81	...	...	[illegible]	...	...	262	...	...	368	...	...			
Not analyzing merchandise line sales	...	...	...	...	...	...	...	...	...	...	...	...			
Small single unit stores	[illegible]	[illegible]	...	[illegible]	93	...	1,104	35	...	4,107	127	...			

See footnotes at end of table.

Table 24D.—MERCHANDISE LINE SALES OF LARGE STORES AND MULTIUNITS—MISCELLANEOUS KINDS OF BUSINESS—KIND OF BUSINESS, BY STATE: 1948—Continued

[See text for explanatory material]

Kind of business and merchandise line	Merchandise line sales (Thousand dollars)	Stores reporting merchandise line: Number	Stores reporting merchandise line: Total sales (Thousand dollars)	Merchandise line sales (Thousand dollars)	Stores reporting merchandise line: Number	Stores reporting merchandise line: Total sales (Thousand dollars)	Merchandise line sales (Thousand dollars)	Stores reporting merchandise line: Number	Stores reporting merchandise line: Total sales (Thousand dollars)	Merchandise line sales (Thousand dollars)	Stores reporting merchandise line: Number	Stores reporting merchandise line: Total sales (Thousand dollars)	Merchandise line sales (Thousand dollars)	Stores reporting merchandise line: Number	Stores reporting merchandise line: Total sales (Thousand dollars)
OPTICAL GOODS STORES	CALIFORNIA			ILLINOIS			IOWA			MARYLAND			MASSACHUSETTS		
Large stores and multiunits—															
Analyzing merchandise line sales, total	4,324	86	...	[illegible]	41	...	688	14	...	1,352	14	...	1,382	19	...
Optical goods, frames, lenses	4,282	86	4,324	[illegible]	41	2,647	673	14	688	1,328	14	1,352	1,160	19	1,382
Cameras, photo equipment and supplies	[illegible]	...	...	(1)	2	(x)	...	...	...	...	...	...	145	5	439
Other sales	42	...	...	104	...	...	15	...	...	24	...	...	77	...	...
Not analyzing merchandise line sales	...	...	...	...	...	...	...	...	...	...	...	...	...	...	...
Small single unit stores	1,503	44	...	832	40	...	235	8	...	787	26	...	1,663	80	...
	MICHIGAN			MINNESOTA			MISSISSIPPI			MISSOURI			NEW JERSEY		
Large stores and multiunits—															
Analyzing merchandise line sales, total	978	17	...	1,109	11	...	466	13	...	1,457	17	...	1,052	19	...
Optical goods, frames, lenses	888	17	978	1,078	11	1,109	466	13	466	1,128	17	1,457	959	19	1,052
Cameras, photo equipment and supplies	(1)	1	(x)	...	...	...	...	...	...	(1)	4	(x)	(1)	1	(x)
Other sales	90	...	...	31	...	...	...	...	...	329	...	...	93	...	...
Not analyzing merchandise line sales	...	...	...	...	...	...	...	...	...	...	...	...	...	...	...
Small single unit stores	724	27	...	393	9	...	143	6	...	763	35	...	1,669	70	...
	NEW YORK			OHIO			PENNSYLVANIA			TEXAS			WASHINGTON		
Large stores and multiunits—															
Analyzing merchandise line sales, total	[illegible]	103	...	2,133	29	...	3,174	53	...	2,797	37	...	1,014	11	...
Optical goods, frames, lenses	22	103	5,673	1,906	29	[illegible]	3,113	53	3,174	2,717	37	2,797	834	11	1,014
Cameras, photo equipment and supplies	142	4	1,134	(1)	1	(x)	...	...	...	...	...	...	99	6	621
Other sales	[illegible]	...	...	227	...	...	61	...	...	80	...	...	21	...	...
Not analyzing merchandise line sales	...	...	...	189	5	...	478	5	...	...	...	...	...	...	...
Small single unit stores	6,810	316	...	1,941	83	...	2,664	120	...	1,438	47	...	27	3	...
	VIRGINIA			WISCONSIN											
Large stores and multiunits—															
Analyzing merchandise line sales, total	1,462	15	...	429	10	...									
Optical goods, frames, lenses	1,272	15	1,262	429	10	429									
Cameras, photo equipment and supplies	...	...	...	...	...	...									
Other sales	...	...	...	...	...	...									
Not analyzing merchandise line sales	...	...	...	...	...	...									
Small single unit stores	855	24	...	250	11	...									

See footnotes at end of table.

Table 24D.—MERCHANDISE LINE SALES OF LARGE STORES AND MULTIUNITS—MISCELLANEOUS KINDS OF BUSINESS—KIND OF BUSINESS, BY STATE: 1948—Continued

[See text for explanatory material]

Kind of business and merchandise line	Merchandise line sales (Thousand dollars)	Stores reporting merchandise line: Number	Stores reporting merchandise line: Total sales (Thousand dollars)
CALIFORNIA			
CAMERA, PHOTOGRAPHIC SUPPLY STORES			
Large stores and multiunits—			
Analyzing merchandise line sales, total	16,321	130	...
Camera, photo equipment and supplies	14,965	130	16,321
Optical goods, frames, lenses	(1)	2	(x)
Luggage and leather goods	(1)	1	(x)
Other sales	1,366	...	...
Not analyzing merchandise line sales	...	...	...
Small single unit stores	12,250	381	...
COLORADO			
Large stores and multiunits—			
Analyzing merchandise line sales, total	1,107	10	...
Camera, photo equipment and supplies	874	10	1,107
Optical goods, frames, lenses	(1)	1	(x)
Luggage and leather goods	(1)	2	(x)
Other sales	233	...	...
Not analyzing merchandise line sales	...	...	...
Small single unit stores	528	19	...
CONNECTICUT			
Large stores and multiunits—			
Analyzing merchandise line sales, total	1,603	15	...
Camera, photo equipment and supplies	1,245	15	1,603
Optical goods, frames, lenses	(1)	4	(x)
Luggage and leather goods	...	...	...
Other sales	358	...	...
Not analyzing merchandise line sales	...	...	...
Small single unit stores	2,116	55	...
DISTRICT OF COLUMBIA			
Large stores and multiunits—			
Analyzing merchandise line sales, total	2,165	13	...
Camera, photo equipment and supplies	2,012	13	2,165
Optical goods, frames, lenses	(1)	1	(x)
Luggage and leather goods	...	...	...
Other sales	153	...	...
Not analyzing merchandise line sales	...	...	...
Small single unit stores	301	6	...
FLORIDA			
Large stores and multiunits—			
Analyzing merchandise line sales, total	2,152	27	...
Camera, photo equipment and supplies	1,973	27	2,152
Optical goods, frames, lenses	(1)	2	(x)
Luggage and leather goods	(1)	1	(x)
Other sales	179	...	...
Not analyzing merchandise line sales	...	...	...
Small single unit stores	1,899	64	...
ILLINOIS			
Large stores and multiunits—			
Analyzing merchandise line sales, total	10,624	59	...
Camera, photo equipment and supplies	9,620	59	10,624
Optical goods, frames, lenses	(1)	3	(x)
Luggage and leather goods	(1)	2	(x)
Other sales	1,004	...	...
Not analyzing merchandise line sales	172	1	...
Small single unit stores	4,[illegible]	140	...
INDIANA			
Large stores and multiunits—			
Analyzing merchandise line sales, total	3,946	26	...
Camera, photo equipment and supplies	2,943	26	3,946
Optical goods, frames, lenses	...	...	...
Luggage and leather goods	(1)	3	(x)
Other sales	1,003	...	...
Not analyzing merchandise line sales	...	...	...
Small single unit stores	1,722	48	...
MARYLAND			
Large stores and multiunits—			
Analyzing merchandise line sales, total	1,353	11	...
Camera, photo equipment and supplies	1,231	11	1,353
Optical goods, frames, lenses	(1)	4	(x)
Luggage and leather goods	...	...	...
Other sales	122	...	...
Not analyzing merchandise line sales	...	...	...
Small single unit stores	634	18	...
MASSACHUSETTS			
Large stores and multiunits—			
Analyzing merchandise line sales, total	4,327	25	...
Camera, photo equipment and supplies	3,807	25	4,327
Optical goods, frames, lenses	(1)	2	(x)
Luggage and leather goods	...	...	...
Other sales	520	...	...
Not analyzing merchandise line sales	...	...	...
Small single unit stores	2,723	101	...
MICHIGAN			
Large stores and multiunits—			
Analyzing merchandise line sales, total	4,652	27	...
Camera, photo equipment and supplies	4,249	27	4,652
Optical goods, frames, lenses	(1)	2	(x)
Luggage and leather goods	(1)	1	(x)
Other sales	403	...	...
Not analyzing merchandise line sales	134	1	...
Small single unit stores	3,519	115	...
MINNESOTA			
Large stores and multiunits—			
Analyzing merchandise line sales, total	1,640	12	...
Camera, photo equipment and supplies	1,369	12	1,640
Optical goods, frames, lenses	(1)	1	(x)
Luggage and leather goods	...	...	...
Other sales	271	...	...
Not analyzing merchandise line sales	103	1	...
Small single unit stores	506	18	...
MISSOURI			
Large stores and multiunits—			
Analyzing merchandise line sales, total	2,096	10	...
Camera, photo equipment and supplies	1,868	10	2,096
Optical goods, frames, lenses	...	...	...
Luggage and leather goods	...	...	...
Other sales	228	...	...
Not analyzing merchandise line sales	...	...	...
Small single unit stores	1,057	38	...
NEW JERSEY			
Large stores and multiunits—			
Analyzing merchandise line sales, total	4,138	27	...
Camera, photo equipment and supplies	3,400	27	4,138
Optical goods, frames, lenses	(1)	1	(x)
Luggage and leather goods	(1)	3	(x)
Other sales	738	...	...
Not analyzing merchandise line sales	...	...	...
Small single unit stores	3,193	103	...
NEW YORK			
Large stores and multiunits—			
Analyzing merchandise line sales, total	35,383	123	...
Camera, photo equipment and supplies	33,893	123	35,383
Optical goods, frames, lenses	298	7	2,945
Luggage and leather goods	(1)	2	(x)
Other sales	1,192	...	...
Not analyzing merchandise line sales	...	...	...
Small single unit stores	10,925	356	...
OHIO			
Large stores and multiunits—			
Analyzing merchandise line sales, total	7,146	52	...
Camera, photo equipment and supplies	6,360	52	7,146
Optical goods, frames, lenses	(1)	1	(x)
Luggage and leather goods	...	...	...
Other sales	786	...	...
Not analyzing merchandise line sales	...	...	...
Small single unit stores	3,090	107	...
PENNSYLVANIA			
Large stores and multiunits—			
Analyzing merchandise line sales, total	9,240	50	...
Camera, photo equipment and supplies	7,215	50	9,240
Optical goods, frames, lenses	(1)	1	(x)
Luggage and leather goods	22	3	466
Other sales	1,998	...	...
Not analyzing merchandise line sales	...	...	...
Small single unit stores	3,759	124	...
TENNESSEE			
Large stores and multiunits—			
Analyzing merchandise line sales, total	1,059	11	...
Camera, photo equipment and supplies	938	11	1,059
Optical goods, frames, lenses	...	...	...
Luggage and leather goods	...	...	...
Other sales	121	...	...
Not analyzing merchandise line sales	237	1	...
Small single unit stores	464	15	...
TEXAS			
Large stores and multiunits—			
Analyzing merchandise line sales, total	3,837	26	...
Camera, photo equipment and supplies	3,339	26	3,837
Optical goods, frames, lenses	(1)	2	(x)
Luggage and leather goods	(1)	1	(x)
Other sales	498	...	...
Not analyzing merchandise line sales	829	2	...
Small single unit stores	1,414	54	...
VIRGINIA			
Large stores and multiunits—			
Analyzing merchandise line sales, total	1,085	10	...
Camera, photo equipment and supplies	968	10	1,085
Optical goods, frames, lenses	...	...	...
Luggage and leather goods	...	...	...
Other sales	117	...	...
Not analyzing merchandise line sales	...	...	...
Small single unit stores	1,209	32	...
WASHINGTON			
Large stores and multiunits—			
Analyzing merchandise line sales, total	1,744	17	...
Camera, photo equipment and supplies	1,523	17	1,744
Optical goods, frames, lenses	...	...	...
Luggage and leather goods	(1)	2	(x)
Other sales	221	...	...
Not analyzing merchandise line sales	...	...	...
Small single unit stores	931	26	...
WISCONSIN			
Large stores and multiunits—			
Analyzing merchandise line sales, total	2,162	17	...
Camera, photo equipment and supplies	1,740	17	2,162
Optical goods, frames, lenses	...	...	...
Luggage and leather goods	...	...	...
Other sales	422	...	...
Not analyzing merchandise line sales	...	...	...
Small single unit stores	1,662	50	...

x Withheld to avoid disclosure.
1 Combined with "Other sales."

Table 24E.—MERCHANDISE LINE SALES OF LARGE STORES AND MULTIUNITS—MISCELLANEOUS KINDS OF BUSINESS—KIND OF BUSINESS, FOR SELECTED STANDARD METROPOLITAN AREAS: 1948

[See text for explanatory material]

Column headings for each area: Merchandise line sales (Thousand dollars) | Stores reporting merchandise line: Number | Stores reporting merchandise line: Total sales (Thousand dollars)

LIQUOR STORES

Kind of business and merchandise line	AKRON, OHIO: Merchandise line sales (Thousand dollars)	Number	Total sales (Thousand dollars)	ALLENTOWN-BETHLEHEM-EASTON, PA.: Merchandise line sales	Number	Total sales	ATLANTA, GA.: Merchandise line sales	Number	Total sales	BALTIMORE, MD.: Merchandise line sales	Number	Total sales	BIRMINGHAM, ALA.: Merchandise line sales	Number	Total sales
Large stores and multiunits	4,621	12	...	6,078	28	...	20,115	137	...	10,233	66	...	18,934	19	...
Analyzing merchandise line sales, total	4,349	9	4,363	5,185	27	5,966	17,641	131	19,939	6,235	65	10,096	17,426	18	18,919
Liquors and other spirits	(1)	4	(x)	659	27	5,966	2,229	110	16,159	1,085	55	8,669	1,493	18	18,919
Wines	(1)	4	(x)	194	5	537	205	10	725	1,706	58	9,117	(1)	1	(x)
Beer and ale	272	...	...	40	...	...	40	.	...	1,207	...	...	15	...	...
Not analyzing merchandise line sales	...	...	...	...	...	...	338	3	...	159	1	...	...	...	...
Small single unit stores	717	46	...	1,037	28	...	3,307	59	...	12,519	252	...	244	6	...

Kind of business and merchandise line	BOSTON, MASS.: Merchandise line sales	Number	Total sales	CHARLESTON, W.VA.: Merchandise line sales	Number	Total sales	CHICAGO, ILL.: Merchandise line sales	Number	Total sales	CINCINNATI, OHIO: Merchandise line sales	Number	Total sales	CLEVELAND, OHIO: Merchandise line sales	Number	Total sales
Large stores and multiunits—	35,291	236	...	10,093	23	...	77,468	498	...	13,375	48	...	31,633	49	...
Analyzing merchandise line sales, total	20,781	231	35,090	9,163	23	10,093	41,197	496	77,117	11,103	31	11,934	30,427	35	30,432
Liquors and other spirits	4,533	207	30,822	930	23	10,093	8,741	425	66,199	441	29	3,326	284	14	1,201
Wines	8,358	212	31,388	...	...	...	16,850	425	65,505	1,300	24	2,718	672	13	1,062
Beer and ale	1,619	...	...	...	...	...	10,680	...	...	531	...	...	250	...	...
Not analyzing merchandise line sales	5,552	34	...	...	...	...	657	6	...	...	...	...	...	...	...
Small single unit stores	20,651	336	...	50	2	...	64,245	1,383	...	5,738	172	...	8,143	285	...

Kind of business and merchandise line	COLUMBUS, OHIO: Merchandise line sales	Number	Total sales	DALLAS, TEX.: Merchandise line sales	Number	Total sales	DAVENPORT, IOWA-ROCK ISLAND-MOLINE, ILL.: Merchandise line sales	Number	Total sales	DAYTON, OHIO: Merchandise line sales	Number	Total sales	DETROIT, MICH.: Merchandise line sales	Number	Total sales
Large stores and multiunits—	7,226	30	...	12,908	117	...	2,873	17	...	8,324	25	...	16,810	82	...
Analyzing merchandise line sales, total	6,659	10	6,658	11,177	117	12,908	2,102	17	2,873	7,231	12	7,230	12,128	69	15,716
Liquors and other spirits	162	19	551	755	81	10,721	153	11	2,351	158	11	974	660	63	13,927
Wines	367	20	568	708	64	9,264	496	15	1,445	751	13	1,094	1,672	50	8,164
Beer and ale	38	...	...	268	...	...	122	...	...	184	...	...	2,350	...	...
Not analyzing merchandise line sales	...	...	...	34	1	...	56	1	...	...	...	...	...	...	...
Small single unit stores	2,657	86	...	6,565	180	...	40	1	...	1,725	59	...	11,920	351	...

Kind of business and merchandise line	DULUTH, MINN.-SUPERIOR, WIS.: Merchandise line sales	Number	Total sales	ERIE, PA.: Merchandise line sales	Number	Total sales	FORT WORTH, TEX.: Merchandise line sales	Number	Total sales	HARRISBURG, PA.: Merchandise line sales	Number	Total sales	HARTFORD, CONN.: Merchandise line sales	Number	Total sales
Large stores and multiunits	2,647	18	...	4,757	17	...	3,860	55	...	4,154	12	...	2,084	32	...
Analyzing merchandise line sales, total	1,677	16	2,322	3,614	11	4,067	2,965	54	3,464	3,692	12	4,154	1,326	32	2,084
Liquors and other spirits	534	18	2,647	454	11	4,067	356	42	2,901	462	12	4,154	321	31	2,073
Wines	284	16	2,362	671	6	690	491	19	1,934	...	...	...	404	32	2,084
Beer and ale	152	...	...	18	...	...	48	...	...	...	...	...	33	...	...
Not analyzing merchandise line sales	348	2	...	...	...	...	148	2	...	35	1	...	...	...	...
Small single unit stores	1,593	43	...	1,110	29	...	4,554	152	...	284	9	...	7,679	193	...

Kind of business and merchandise line	HOUSTON, TEX.: Merchandise line sales	Number	Total sales	JACKSONVILLE, FLA.: Merchandise line sales	Number	Total sales	JOHNSTOWN, PA.: Merchandise line sales	Number	Total sales	KANSAS CITY, MO.: Merchandise line sales	Number	Total sales	LANCASTER, PA.: Merchandise line sales	Number	Total sales
Large stores and multiunits—	10,747	110	...	6,332	48	...	4,540	24	...	6,611	47	...	2,178	13	...
Analyzing merchandise line sales, total	8,563	106	10,453	4,438	47	6,200	3,881	24	4,540	5,055	46	6,607	1,864	12	2,035
Liquors and other spirits	733	81	6,188	403	30	3,909	659	24	4,540	499	33	4,909	171	12	2,035
Wines	821	47	4,640	684	29	3,833	...	...	...	574	34	5,033	(1)	1	(x)
Beer and ale	630	...	...	807	...	...	...	...	...	483	...	...	143	...	...
Not analyzing merchandise line sales	2,169	28	...	...	...	...	...	...	...	156	1	...	...	...	...
Small single unit stores	7,699	288	...	2,071	44	...	162	5	...	5,356	129	...	320	8	...

Kind of business and merchandise line	LOS ANGELES, CALIF.: Merchandise line sales	Number	Total sales	MEMPHIS, TENN.: Merchandise line sales	Number	Total sales	MIAMI, FLA.: Merchandise line sales	Number	Total sales	MINNEAPOLIS-ST. PAUL, MINN.: Merchandise line sales	Number	Total sales	NASHVILLE, TENN.: Merchandise line sales	Number	Total sales
Large stores and multiunits	48,078	509	...	12,446	82	...	7,290	66	...	15,337	66	...	8,062	56	...
Analyzing merchandise line sales, total	25,979	504	48,006	10,872	82	12,446	6,081	65	7,158	11,152	66	15,337	6,996	56	8,062
Liquors and other spirits	5,853	479	45,173	1,295	67	10,060	541	42	4,485	1,588	59	13,994	1,056	55	7,873
Wines	8,933	488	45,486	(1)	4	(x)	407	39	4,405	2,009	60	14,578	(1)	1	(x)
Beer and ale	7,313	...	...	279	...	...	261	...	...	588	...	...	10	...	...
Not analyzing merchandise line sales	862	12	...	144	1	...	...	...	...	538	7	...	120	1	...
Small single unit stores	71,254	1,565	...	4,979	86	...	6,878	142	...	5,023	118	...	3,746	66	...

Kind of business and merchandise line	NEW ORLEANS, LA.: Merchandise line sales	Number	Total sales	NEW YORK-NORTHEASTERN NEW JERSEY: Merchandise line sales	Number	Total sales	NORFOLK-PORTSMOUTH, VA.: Merchandise line sales	Number	Total sales	OMAHA, NEBR.: Merchandise line sales	Number	Total sales	PEORIA, ILL.: Merchandise line sales	Number	Total sales
Large stores and multiunits	[illegible]	51	...	[illegible]	917	...	15,283	12	...	1,578	12	...	1,284	11	...
Analyzing merchandise line sales, total	[illegible]	49	[illegible]	104,930	879	144,577	14,825	12	15,283	1,198	12	1,578	691	11	1,284
Liquors and other spirits	459	44	[illegible]	[illegible]	808	133,856	458	12	15,283	74	8	1,100	106	8	874
Wines	[illegible]	48	[illegible]	9,159	208	25,810	...	...	...	226	8	707	229	8	874
Beer and ale	[illegible]	...	...	[illegible]	...	...	...	...	...	80	...	...	258	...	...
Not analyzing merchandise line sales	115	[illegible]	...	3,817	22	...	...	...	...	...	...	...	...	...	...
Small single unit stores	[illegible]	[illegible]	...	[illegible]	2,928	...	2	1	...	1,816	40	...	387	9	...

[1] See footnote at end of table.

Table 24E.—MERCHANDISE LINE SALES OF LARGE STORES AND MULTIUNITS—MISCELLANEOUS KINDS OF BUSINESS—KIND OF BUSINESS, FOR SELECTED STANDARD METROPOLITAN AREAS: 1948—Continued

[See text for explanatory material]

Kind of business and merchandise line	Merchandise line sales (Thousand dollars)	Stores reporting merchandise line: Number	Stores reporting merchandise line: Total sales (Thousand dollars)	Merchandise line sales (Thousand dollars)	Stores reporting merchandise line: Number	Stores reporting merchandise line: Total sales (Thousand dollars)	Merchandise line sales (Thousand dollars)	Stores reporting merchandise line: Number	Stores reporting merchandise line: Total sales (Thousand dollars)	Merchandise line sales (Thousand dollars)	Stores reporting merchandise line: Number	Stores reporting merchandise line: Total sales (Thousand dollars)	Merchandise line sales (Thousand dollars)	Stores reporting merchandise line: Number	Stores reporting merchandise line: Total sales (Thousand dollars)
LIQUOR STORES	PHILADELPHIA, PA.			PITTSBURGH, PA.			PORTLAND, OREG.			READING, PA.			RICHMOND, VA.		
Large stores and multiunits—															
Analyzing merchandise line sales, total	83,164	214	...	52,067	129	...	18,893	40	...	3,296	18	...	14,646	11	...
Liquors and other spirits	63,847	169	73,486	44,652	115	49,475	18,118	40	18,693	2,882	17	3,131	14,207	11	14,646
Wines	10,356	164	73,714	4,943	115	49,011	426	40	18,693	249	17	3,131	439	11	14,646
Beer and ale	8,905	65	10,033	2,383	13	2,466	...	...	...	(1)	1	(x)	...	...	...
Other sales	306	...	...	89	...	...	149	...	...	165	...	...	...	...	...
Not analyzing merchandise line sales	1,494	5	...	456	1	...	...	...	...	...	...	...	...	...	...
Small single unit stores	15,768	404	...	7,898	172	...	151	7	...	478	12	...	35	1	...
	ST. LOUIS, MO.			SALT LAKE CITY, UTAH			SAN ANTONIO, TEX.			SAN DIEGO, CALIF.			SAN FRANCISCO-OAKLAND, CALIF.		
Large stores and multiunits—															
Analyzing merchandise line sales, total	13,215	115	...	5,549	15	...	4,850	45	...	6,328	78	...	22,184	209	...
Liquors and other spirits	6,440	113	13,775	4,715	15	5,549	4,035	43	4,787	3,597	77	6,312	14,153	209	22,184
Wines	1,804	100	11,975	834	15	5,549	273	35	3,345	814	75	6,185	2,367	191	19,349
Beer and ale	3,035	111	13,442	...	...	...	326	26	3,048	1,101	70	5,898	2,517	188	19,274
Other sales	2,636	...	...	...	...	...	216	...	...	816	...	...	3,147	...	...
Not analyzing merchandise line sales	259	2	...	...	...	...	153	2	...	...	...	...	1,533	8	...
Small single unit stores	7,548	205	...	...	...	...	2,631	96	...	6,906	155	...	26,755	568	...
	SCRANTON, PA.			SEATTLE, WASH.			SPRINGFIELD-HOLYOKE, MASS.			TACOMA, WASH.			TAMPA-ST. PETERSBURG, FLA.		
Large stores and multiunits—															
Analyzing merchandise line sales, total	4,451	20	...	18,709	37	...	6,529	48	...	5,215	13	...	3,984	32	...
Liquors and other spirits	3,823	20	4,451	17,125	29	18,414	3,367	46	6,505	4,850	13	5,215	3,194	32	3,984
Wines	630	20	4,451	1,468	36	18,693	839	47	6,513	365	13	5,215	229	19	2,117
Beer and ale	...	...	...	69	7	176	2,134	48	6,529	...	...	...	152	17	1,510
Other sales	...	...	...	47	...	...	189	...	...	...	...	...	409	...	...
Not analyzing merchandise line sales	...	...	...	...	...	...	...	...	...	...	...	...	176	2	...
Small single unit stores	51	2	...	903	36	...	2,965	53	...	...	...	...	3,064	80	...
	TOLEDO, OHIO			WASHINGTON, D.C.			WHEELING, W.VA.-STEUBENVILLE, OHIO			WILKES-BARRE-HAZLETON, PA.			WORCESTER, MASS.		
Large stores and multiunits—															
Analyzing merchandise line sales, total	6,641	21	...	70,386	277	...	6,251	18	...	6,363	29	...	3,371	27	...
Liquors and other spirits	6,109	11	6,192	52,793	276	70,246	5,949	18	6,251	5,588	29	6,363	1,624	25	3,166
Wines	146	9	516	7,217	265	66,969	300	13	3,683	775	29	6,363	602	26	3,268
Beer and ale	259	9	400	8,154	261	61,818	...	...	...	...	...	...	1,006	27	3,371
Other sales	127	...	...	2,222	...	...	2	...	...	...	...	...	139	...	...
Not analyzing merchandise line sales	...	...	...	1,938	3	...	...	...	...	...	...	...	106	1	...
Small single unit stores	2,123	84	...	6,455	115	...	457	26	...	192	5	...	1,952	31	...
	YOUNGSTOWN, OHIO														
Large stores and multiunits—															
Analyzing merchandise line sales, total	7,989	22	...												
Liquors and other spirits	7,322	20	7,677												
Wines	317	9	1,918												
Beer and ale	(1)	-	(x)												
Other sales	150	...	...												
Not analyzing merchandise line sales	...	...	...												
Small single unit stores	1,112	36	...												

See footnotes at end of table.

Table 24E.—MERCHANDISE LINE SALES OF LARGE STORES AND MULTIUNITS—MISCELLANEOUS KINDS OF BUSINESS—KIND OF BUSINESS, FOR SELECTED STANDARD METROPOLITAN AREAS: 1948—Continued

[See text for explanatory material]

Kind of business and merchandise line	Merchandise line sales (Thousand dollars)	Stores reporting merchandise line: Number	Stores reporting merchandise line: Total sales (Thousand dollars)	Merchandise line sales (Thousand dollars)	Stores reporting merchandise line: Number	Stores reporting merchandise line: Total sales (Thousand dollars)	Merchandise line sales (Thousand dollars)	Stores reporting merchandise line: Number	Stores reporting merchandise line: Total sales (Thousand dollars)	Merchandise line sales (Thousand dollars)	Stores reporting merchandise line: Number	Stores reporting merchandise line: Total sales (Thousand dollars)	Merchandise line sales (Thousand dollars)	Stores reporting merchandise line: Number	Stores reporting merchandise line: Total sales (Thousand dollars)
	ALBANY-SCHENECTADY-TROY, N.Y.			ALLENTOWN-BETHLEHEM-EASTON, PA.			BALTIMORE, MD.			BIRMINGHAM, ALA.			BOSTON, MASS.		
FUEL DEALERS, EXCEPT FUEL OIL															
Large stores and multiunits															
Analyzing merchandise line sales, total	[illegible]	[illegible]	...	[illegible]	[illegible]	...	16,114	32	...	2,838	17	...	36,458	114	...
Coal and wood	[illegible]	[illegible]	[illegible]	[illegible]	[illegible]	6,366	1,735	20	10,132	2,189	16	2,545	25,461	110	35,826
Ice	...	...	...	(1)	2	(x)	...	...	...	...	...	...	(1)	4	(x)
Fuel oil (domestic heating)	736	12	3,515	[illegible]	10	3,340	2,511	17	8,340	(1)	2	(x)	8,811	83	29,899
Bottled gas	128	6	1,116	(1)	2	(x)	(1)	4	(x)	(1)	1	(x)	(1)	2	(x)
Oil burners, furnaces, stokers	230	7	2,109	124	6	1,735	390	11	4,564	(1)	4	(x)	767	35	15,909
Other major household appliances	15	2	(x)	(1)	2	(x)	368	7	2,602	(1)	1	(x)	164	11	4,611
Hay, grain, feed, farm and garden supplies	(1)	2	(x)	(1)	1	(x)	(1)	4	(x)	...	...	...	223	8	1,990
Other sales	661	...	...	[illegible]	...	...	1,914	...	...	649	...	...	932	...	...
Not analyzing merchandise line sales	...	...	...	...	...	...	279	1	...	...	...	...	450	3	...
Small single unit stores	2,988	61	...	3,999	164	...	1,392	76	...	1,128	92	...	2,590	55	...
	BUFFALO, N. Y.			CHATTANOOGA, TENN.			CHICAGO, ILL.			CINCINNATI, OHIO			CLEVELAND, OHIO		
Large stores and multiunits—															
Analyzing merchandise line sales, total	8,947	43	...	2,417	13	...	118,683	331	...	17,115	52	...	15,681	72	...
Coal and wood	[illegible]	42	8,888	2,086	13	2,417	109,160	322	116,801	15,415	50	16,322	14,910	72	15,681
Ice	(1)	2	(x)	(1)	1	(x)	369	13	2,832	(1)	2	(x)	...	..	...
Fuel oil (domestic heating)	439	11	2,752	(1)	3	(x)	2,938	52	17,599	(1)	3	(x)	(1)	1	(x)
Bottled gas	(1)	2	(x)	...	...	...	640	7	981	(1)	2	(x)	...	...	...
Oil burners, furnaces, stokers	73	6	1,211	(1)	2	(x)	603	28	15,751	190	5	2,984	90	5	1,647
Other major household appliances	[illegible]	1	(x)	...	...	...	(1)	4	(x)	(1)	2	(x)	(1)	1	(x)
Hay, grain, feed, farm and garden supplies	(1)	3	(x)	(1)	1	(x)	375	11	2,277	(1)	3	(x)	(1)	4	(x)
Other sales	806	...	...	331	...	...	4,598	...	...	1,510	...	...	681	...	...
Not analyzing merchandise line sales	...	...	...	...	...	...	1,254	3	...	500	1	...	2,962	14	...
Small single unit stores	1,571	168	...	968	21	...	14,098	399	...	2,074	54	...	3,873	89	...
	COLUMBUS, OHIO			DAVENPORT, IOWA-ROCK ISLAND-MOLINE, ILL.			DENVER, COLO.			DETROIT, MICH.			FLINT, MICH.		
Large stores and multiunits—															
Analyzing merchandise line sales, total	5,089	29	...	3,092	15	...	3,486	19	...	50,951	155	...	4,112	20	...
Coal and wood	[illegible]	27	5,624	2,762	14	2,722	1,879	16	2,148	46,699	155	50,951	3,635	19	4,060
Ice	(1)	3	(x)	(1)	1	(x)	(1)	4	(x)	71	5	506	(1)	1	(x)
Fuel oil (domestic heating)	(1)	3	(x)	...	...	...	(1)	1	(x)	1,999	16	6,613	(1)	2	(x)
Bottled gas	(1)	3	(x)	(1)	1	(x)	(1)	3	(x)	...	...	...	(1)	1	(x)
Oil burners, furnaces, stokers	(1)	2	(x)	(1)	1	(x)	(1)	3	(x)	176	15	6,452	(1)	1	(x)
Other major household appliances	(1)	1	(x)	...	...	...	(1)	3	(x)	...	...	...	...	...	...
Hay, grain, feed, farm and garden supplies	(1)	2	(x)	(1)	1	(x)	(1)	2	(x)	(1)	1	(x)	(1)	1	(x)
Other sales	610	...	...	465	...	...	1,607	...	...	2,006	...	...	477	...	...
Not analyzing merchandise line sales	199	1	...	...	...	...	...	...	...	681	4	...	120	1	...
Small single unit stores	1,719	43	...	1,649	36	...	1,068	28	...	6,254	170	...	794	19	...
	GRAND RAPIDS, MICH.			HARRISBURG, PA.			HARTFORD, CONN.			KANSAS CITY, MO.			LOS ANGELES, CALIF.		
Large stores and multiunits															
Analyzing merchandise line sales, total	7,292	29	...	3,842	21	...	5,105	13	...	5,461	28	...	2,376	14	...
Coal and wood	[illegible]	28	7,277	2,561	20	3,721	3,524	12	4,573	4,028	23	4,347	316	5	358
Ice	(1)	1	(x)	(1)	3	(x)	(1)	1	(x)	(1)	3	(x)	...	...	...
Fuel oil (domestic heating)	(1)	3	(x)	104	6	1,524	954	10	3,243	(1)	2	(x)	(1)	1	(x)
Bottled gas	...	...	...	(1)	1	(x)	(1)	1	(x)	814	5	1,114	1,267	11	1,883
Oil burners, furnaces, stokers	88	5	1,320	(1)	1	(x)	68	5	2,069	(1)	2	(x)	...	...	...
Other major household appliances	(1)	1	(x)	(1)	2	(x)	(1)	1	(x)	(1)	3	(x)	387	5	1,485
Hay, grain, feed, farm and garden supplies	42	5	738	(1)	2	(x)	...	...	...	(1)	2	(x)	(1)	3	(x)
Other sales	696	...	...	1,177	...	...	559	...	...	619	...	...	406	...	...
Not analyzing merchandise line sales	...	...	...	...	...	...	903	1	...	...	...	...	...	...	...
Small single unit stores	1,134	18	...	1,102	47	...	1[illegible]	8	...	2,138	62	...	409	20	...
	MILWAUKEE, WIS.			MINNEAPOLIS-ST. PAUL, MINN.			NEW YORK-NORTHEASTERN NEW JERSEY			OMAHA, NEBR.			PHILADELPHIA, PA.		
Large stores and multiunits															
Analyzing merchandise line sales, total	[illegible]	30	...	24,138	46	...	124,233	476	...	4,926	17	...	45,798	182	...
Coal and wood	[illegible]	28	32,901	15,477	34	14,484	104,142	458	122,113	3,981	15	4,604	35,685	182	45,282
Ice	(1)	2	(x)	(1)	3	(x)	625	33	1,548	...	...	...	299	14	3,036
Fuel oil (domestic heating)	1,[illegible]	16	[illegible]	2,541	28	13,866	18,292	238	85,119	(1)	3	(x)	5,[illegible]	90	25,981
Bottled gas	(1)	1	(x)	(1)	2	(x)	4,079	14	5,720	(1)	2	(x)	(1)	3	(x)
Oil burners, furnaces, stokers	[illegible]	4	(x)	[illegible]	10	[illegible]	1,536	62	21,002	(1)	2	(x)	790	26	9,339
Other major household appliances	(1)	1	(x)	(1)	4	(x)	1,148	17	2,824	(1)	1	(x)	466	9	3,190
Hay, grain, feed, farm and garden supplies	...	...	...	(1)	1	x)	600	11	[illegible]	(1)	2	(x)	370	10	2,067
Other sales	918	...	...	1,[illegible]	...	...	[illegible]	...	...	905	...	...	2,413	...	...
Not analyzing merchandise line sales	...	...	...	...	...	...	454	5	...	517	1	...	2,013	4	...
Small single unit stores	[illegible]	[illegible]	...	1,[illegible]	[illegible]	...	[illegible]	[illegible]	...	1,210	26	...	10,783	274	...

Table 24E.—MERCHANDISE LINE SALES OF LARGE STORES AND MULTIUNITS—MISCELLANEOUS KINDS OF BUSINESS—KIND OF BUSINESS, FOR SELECTED STANDARD METROPOLITAN AREAS: 1948—Continued

[See text for explanatory material]

Kind of business and merchandise line	Merchandise line sales (Thousand dollars)	Stores reporting merchandise line: Number	Stores reporting merchandise line: Total sales (Thousand dollars)
PROVIDENCE, R. I.			
FUEL DEALERS, EXCEPT FUEL OIL			
Large stores and multiunits—			
Analyzing merchandise line sales, total	11,698	25	...
Coal and wood	6,798	23	10,840
Ice	...	...	...
Fuel oil (domestic heating)	1,825	22	9,671
Bottled gas	(1)	2	(x)
Oil burners, furnaces, stokers	553	12	2,761
Other major household appliances	1	4	x
Hay, grain, feed, farm and garden supplies	...	...	...
Other sales	2,022	...	...
Not analyzing merchandise line sales	343	1	...
Small single unit stores	1,012	34	...
READING, PA.			
Large stores and multiunits—			
Analyzing merchandise line sales, total	2,004	13	...
Coal and wood	1,206	12	1,885
Ice	...	...	...
Fuel oil (domestic heating)	(1)	2	(x)
Bottled gas	(1)	1	x
Oil burners, furnaces, stokers	(1)	1	x
Other major household appliances	1	1	x
Hay, grain, feed, farm and garden supplies	(1)	2	x
Other sales	308	...	...
Not analyzing merchandise line sales	...	...	...
Small single unit stores	1,562	46	...
ROCHESTER, N. Y.			
Large stores and multiunits—			
Analyzing merchandise line sales, total	8,497	38	...
Coal and wood	7,840	38	8,497
Ice	(1)	2	(x)
Fuel oil (domestic heating)	304	19	3,146
Bottled gas	...	...	...
Oil burners, furnaces, stokers	(1)	3	x
Other major household appliances	(1)	1	x
Hay, grain, feed, farm and garden supplies	(1)	2	(x)
Other sales	353	...	...
Not analyzing merchandise line sales	...	...	...
Small single unit stores	3,071	73	...
ST. LOUIS, MO.			
Large stores and multiunits—			
Analyzing merchandise line sales, total	16,827	88	...
Coal and wood	14,072	80	15,731
Ice	312	13	2,068
Fuel oil (domestic heating)	150	7	1,150
Bottled gas	620	7	951
Oil burners, furnaces, stokers	123	7	1,387
Other major household appliances	465	10	1,705
Hay, grain, feed, farm and garden supplies	311	5	706
Other sales	774	...	...
Not analyzing merchandise line sales	...	...	...
Small single unit stores	7,378	244	...
SCRANTON, PA.			
Large stores and multiunits—			
Analyzing merchandise line sales, total	7,287	10	...
Coal and wood	7,235	10	7,287
Ice	(1)	1	(x)
Fuel oil (domestic heating)	...	...	...
Bottled gas	...	...	...
Oil burners, furnaces, stokers	(1)	1	(x)
Other major household appliances	...	...	...
Hay, grain, feed, farm and garden supplies	...	...	...
Other sales	52	...	...
Not analyzing merchandise line sales	...	...	...
Small single unit stores	956	36	...
SEATTLE, WASH.			
Large stores and multiunits—			
Analyzing merchandise line sales, total	3,334	24	...
Coal and wood	1,795	21	2,418
Ice	(1)	1	x
Fuel oil (domestic heating)	550	9	1,440
Bottled gas	(1)	3	x
Oil burners, furnaces, stokers	(1)	1	x
Other major household appliances	(1)	3	x
Hay, grain, feed, farm and garden supplies	(1)	1	x
Other sales	689	...	...
Not analyzing merchandise line sales	...	...	...
Small single unit stores	1,643	72	...
SPOKANE, WASH.			
Large stores and multiunits—			
Analyzing merchandise line sales, total	5,295	15	...
Coal and wood	3,472	15	5,295
Ice	...	...	...
Fuel oil (domestic heating)	1,160	8	4,352
Bottled gas	...	...	...
Oil burners, furnaces, stokers	602	10	4,259
Other major household appliances	(1)	1	(x)
Hay, grain, feed, farm and garden supplies	...	...	...
Other sales	61	...	...
Not analyzing merchandise line sales	...	...	...
Small single unit stores	1,057	23	...
SPRINGFIELD-HOLYOKE, MASS.			
Large stores and multiunits—			
Analyzing merchandise line sales, total	7,046	25	...
Coal and wood	4,738	24	6,933
Ice	(1)	2	(x)
Fuel oil (domestic heating)	1,651	21	6,374
Bottled gas	(1)	1	(x)
Oil burners, furnaces, stokers	139	5	3,002
Other major household appliances	(1)	1	(x)
Hay, grain, feed, farm and garden supplies	...	...	...
Other sales	318	...	...
Not analyzing merchandise line sales	...	...	...
Small single unit stores	777	25	...
SYRACUSE, N. Y.			
Large stores and multiunits—			
Analyzing merchandise line sales, total	7,215	25	...
Coal and wood	6,031	22	6,628
Ice	...	...	...
Fuel oil (domestic heating)	136	5	1,231
Bottled gas	(1)	3	(x)
Oil burners, furnaces, stokers	(1)	1	(x)
Other major household appliances	(1)	2	(x)
Hay, grain, feed, farm and garden supplies	(1)	3	(x)
Other sales	1,048	...	...
Not analyzing merchandise line sales	961	1	...
Small single unit stores	1,539	34	...
TACOMA, WASH.			
Large stores and multiunits—			
Analyzing merchandise line sales, total	1,342	12	...
Coal and wood	743	10	1,113
Ice	...	...	...
Fuel oil (domestic heating)	302	7	776
Bottled gas	(1)	2	(x)
Oil burners, furnaces, stokers	(1)	1	(x)
Other major household appliances	(1)	1	(x)
Hay, grain, feed, farm and garden supplies	...	...	...
Other sales	297	...	...
Not analyzing merchandise line sales	...	...	...
Small single unit stores	265	19	...
TRENTON, N. J.			
Large stores and multiunits—			
Analyzing merchandise line sales, total	3,294	14	...
Coal and wood	2,702	14	3,294
Ice	(1)	1	(x)
Fuel oil (domestic heating)	(1)	4	(x)
Bottled gas	(1)	1	(x)
Oil burners, furnaces, stokers	(1)	1	(x)
Other major household appliances	...	...	...
Hay, grain, feed, farm and garden supplies	...	...	...
Other sales	592	...	...
Not analyzing merchandise line sales	...	...	...
Small single unit stores	849	17	...
UTICA-ROME, N. Y.			
Large stores and multiunits—			
Analyzing merchandise line sales, total	5,521	32	...
Coal and wood	5,240	30	6,476
Ice	...	...	...
Fuel oil (domestic heating)	743	16	3,146
Bottled gas	(1)	2	(x)
Oil burners, furnaces, stokers	127	6	1,882
Other major household appliances	(1)	3	(x)
Hay, grain, feed, farm and garden supplies	(1)	1	(x)
Other sales	411	...	...
Not analyzing merchandise line sales	...	...	...
Small single unit stores	2,538	53	...
WASHINGTON, D. C.			
Large stores and multiunits—			
Analyzing merchandise line sales, total	21,054	26	...
Coal and wood	11,614	23	19,975
Ice	(1)	1	(x)
Fuel oil (domestic heating)	5,318	17	15,989
Bottled gas	(1)	3	(x)
Oil burners, furnaces, stokers	1,251	9	13,298
Other major household appliances	236	5	2,003
Hay, grain, feed, farm and garden supplies	(1)	2	(x)
Other sales	3,235	...	...
Not analyzing merchandise line sales	...	...	...
Small single unit stores	1,070	39	...
WILKES-BARRE-HAZLETON, PA.			
Large stores and multiunits—			
Analyzing merchandise line sales, total	7,405	28	...
Coal and wood	6,939	26	7,255
Ice	261	8	2,537
Fuel oil (domestic heating)	...	...	...
Bottled gas	(1)	2	(x)
Oil burners, furnaces, stokers	...	...	...
Other major household appliances	(1)	3	(x)
Hay, grain, feed, farm and garden supplies	...	...	...
Other sales	205	...	...
Not analyzing merchandise line sales	...	...	...
Small single unit stores	3,505	233	...
WORCESTER, MASS.			
Large stores and multiunits—			
Analyzing merchandise line sales, total	6,367	16	...
Coal and wood	3,751	14	6,195
Ice	(1)	1	(x)
Fuel oil (domestic heating)	1,854	13	5,937
Bottled gas	(1)	1	(x)
Oil burners, furnaces, stokers	225	6	3,545
Other major household appliances	(1)	2	(x)
Hay, grain, feed, farm and garden supplies	(1)	2	(x)
Other sales	537	...	...
Not analyzing merchandise line sales	...	...	...
Small single unit stores	489	10	...
YORK, PA.			
Large stores and multiunits—			
Analyzing merchandise line sales, total	1,471	10	...
Coal and wood	1,217	10	1,471
Ice	...	...	...
Fuel oil (domestic heating)	(1)	1	(x)
Bottled gas	...	...	...
Oil burners, furnaces, stokers	(1)	2	(x)
Other major household appliances	...	...	...
Hay, grain, feed, farm and garden supplies	(1)	1	(x)
Other sales	254	...	...
Not analyzing merchandise line sales	...	...	...
Small single unit stores	1,440	31	...

See footnotes at end of table.

Table 24E.—MERCHANDISE LINE SALES OF LARGE STORES AND MULTIUNITS—MISCELLANEOUS KINDS OF BUSINESS—KIND OF BUSINESS, FOR SELECTED STANDARD METROPOLITAN AREAS: 1948—Continued

[See text for explanatory material]

Kind of business and merchandise line	Merchandise line sales (Thousand dollars)	Stores reporting merchandise line: Number	Stores reporting merchandise line: Total sales (Thousand dollars)
ALBANY-SCHENECTADY-TROY, N.Y.			
FUEL OIL DEALERS			
Large stores and multiunits			
Analyzing merchandise line sales, total	5,902	27	...
Fuel oil (domestic heating)	5,902	27	5,902
Coal and wood	2,204	9	2,204
Bottled gas	(1)	1	(x)
Oil burners, furnaces, stokers	2,812	11	2,812
Other major household appliances	(1)	3	(x)
Other sales	518	...	...
Not analyzing merchandise line sales	...	...	...
Small single unit stores	1,157	25	...
BALTIMORE, MD.			
Large stores and multiunits			
Analyzing merchandise line sales, total	14,250	32	...
Fuel oil (domestic heating)	11,116	32	14,251
Coal and wood	1,662	12	8,967
Bottled gas	...	...	...
Oil burners, furnaces, stokers	685	17	6,150
Other major household appliances	...	...	...
Other sales	787	...	...
Not analyzing merchandise line sales	114	1	...
Small single unit stores	704	13	...
BOSTON, MASS.			
Large stores and multiunits			
Analyzing merchandise line sales, total	38,936	97	...
Fuel oil (domestic heating)	38,936	97	38,936
Coal and wood	14,106	34	14,106
Bottled gas	(1)	1	(x)
Oil burners, furnaces, stokers	28,568	71	28,568
Other major household appliances	(1)	2	(x)
Other sales	3,082	...	...
Not analyzing merchandise line sales	257	1	...
Small single unit stores	6,233	163	...
BRIDGEPORT, CONN.			
Large stores and multiunits			
Analyzing merchandise line sales, total	2,681	12	...
Fuel oil (domestic heating)	1,820	12	2,681
Coal and wood	(1)	3	(x)
Bottled gas	...	...	...
Oil burners, furnaces, stokers	243	5	1,533
Other major household appliances	(1)	3	(x)
Other sales	618	...	...
Not analyzing merchandise line sales	261	1	...
Small single unit stores	1,075	25	...
CHICAGO, ILL.			
Large stores and multiunits			
Analyzing merchandise line sales, total	26,841	64	...
Fuel oil (domestic heating)	22,854	64	26,841
Coal and wood	1,719	22	6,029
Bottled gas	...	...	...
Oil burners, furnaces, stokers	1,295	16	8,463
Other major household appliances	(1)	3	(x)
Other sales	973	...	...
Not analyzing merchandise line sales	101	1	...
Small single unit stores	4,674	119	...
DETROIT, MICH.			
Large stores and multiunits			
Analyzing merchandise line sales, total	7,427	16	...
Fuel oil (domestic heating)	5,459	16	7,427
Coal and wood	1,049	5	3,058
Bottled gas	...	...	...
Oil burners, furnaces, stokers	(1)	3	(x)
Other major household appliances	...	...	...
Other sales	919	...	...
Not analyzing merchandise line sales	...	...	...
Small single unit stores	618	14	...
HARTFORD, CONN.			
Large stores and multiunits			
Analyzing merchandise line sales, total	5,114	16	...
Fuel oil (domestic heating)	3,039	16	5,114
Coal and wood	1,069	6	3,003
Bottled gas	...	...	...
Oil burners, furnaces, stokers	448	4	4,247
Other major household appliances	(1)	2	(x)
Other sales	556	...	...
Not analyzing merchandise line sales	...	...	...
Small single unit stores	1,725	36	...
MINNEAPOLIS-ST. PAUL, MINN.			
Large stores and multiunits			
Analyzing merchandise line sales, total	6,966	11	...
Fuel oil (domestic heating)	6,287	11	6,966
Coal and wood	(1)	3	(x)
Bottled gas	...	...	...
Oil burners, furnaces, stokers	(1)	1	(x)
Other major household appliances	...	...	...
Other sales	679	...	...
Not analyzing merchandise line sales	...	...	...
Small single unit stores	272	6	...
NEW HAVEN, CONN.			
Large stores and multiunits			
Analyzing merchandise line sales, total	2,640	11	...
Fuel oil (domestic heating)	1,824	11	2,640
Coal and wood	413	7	2,020
Bottled gas	...	...	...
Oil burners, furnaces, stokers	102	5	1,038
Other major household appliances	(1)	1	(x)
Other sales	301	...	...
Not analyzing merchandise line sales	431	1	...
Small single unit stores	1,017	30	...
NEW YORK-NORTHEASTERN NEW JERSEY			
Large stores and multiunits			
Analyzing merchandise line sales, total	179,865	476	...
Fuel oil (domestic heating)	143,491	476	179,865
Coal and wood	18,324	129	55,686
Bottled gas	(1)	1	(x)
Oil burners, furnaces, stokers	8,483	174	66,030
Other major household appliances	874	21	8,126
Other sales	8,693	...	...
Not analyzing merchandise line sales	742	3	...
Small single unit stores	20,975	519	...
PHILADELPHIA, PA.			
Large stores and multiunits—			
Analyzing merchandise line sales, total	33,477	85	...
Fuel oil (domestic heating)	22,273	85	33,477
Coal and wood	4,005	35	14,718
Bottled gas	(1)	2	(x)
Oil burners, furnaces, stokers	4,21	44	25,103
Other major household appliances	463	10	8,197
Other sales	2,715	...	...
Not analyzing merchandise line sales	530	4	...
Small single unit stores	3,590	72	...
PORTLAND, OREG.			
Large stores and multiunits—			
Analyzing merchandise line sales, total	9,872	27	...
Fuel oil (domestic heating)	8,424	27	9,872
Coal and wood	(1)	4	(x)
Bottled gas	(1)	1	(x)
Oil burners, furnaces, stokers	58	5	2,162
Other major household appliances	(1)	1	(x)
Other sales	1,390	...	...
Not analyzing merchandise line sales	...	...	...
Small single unit stores	551	11	...
PROVIDENCE, R.I.			
Large stores and multiunits—			
Analyzing merchandise line sales, total	18,103	46	...
Fuel oil (domestic heating)	12,825	46	18,103
Coal and wood	2,560	19	9,484
Bottled gas	(1)	2	(x)
Oil burners, furnaces, stokers	1,199	25	11,736
Other major household appliances	204	6	3,673
Other sales	1,315	...	...
Not analyzing merchandise line sales	...	...	...
Small single unit stores	3,362	99	...
ST. LOUIS, MO.			
Large stores and multiunits—			
Analyzing merchandise line sales, total	5,446	11	...
Fuel oil (domestic heating)	4,068	11	5,446
Coal and wood	...	...	...
Bottled gas	(1)	2	(x)
Oil burners, furnaces, stokers	(1)	3	(x)
Other major household appliances	(1)	2	(x)
Other sales	1,378	...	...
Not analyzing merchandise line sales	...	...	...
Small single unit stores	652	17	...
SPRINGFIELD-HOLYOKE, MASS.			
Large stores and multiunits—			
Analyzing merchandise line sales, total	8,597	27	...
Fuel oil (domestic heating)	5,468	27	8,597
Coal and wood	1,084	8	3,521
Bottled gas	(1)	4	(x)
Oil burners, furnaces, stokers	468	16	6,076
Other major household appliances	59	8	2,987
Other sales	1,518	...	...
Not analyzing merchandise line sales	...	...	...
Small single unit stores	1,239	30	...
WASHINGTON, D.C.			
Large stores and multiunits—			
Analyzing merchandise line sales, total	14,772	17	...
Fuel oil (domestic heating)	9,852	17	14,772
Coal and wood	1,649	10	9,914
Bottled gas	...	...	...
Oil burners, furnaces, stokers	979	11	10,459
Other major household appliances	(1)	1	(x)
Other sales	2,292	...	...
Not analyzing merchandise line sales	...	...	...
Small single unit stores	518	12	...
WORCESTER, MASS.			
Large stores and multiunits—			
Analyzing merchandise line sales, total	5,228	19	...
Fuel oil (domestic heating)	3,478	19	5,228
Coal and wood	388	5	1,105
Bottled gas	(1)	1	(x)
Oil burners, furnaces, stokers	395	12	4,153
Other major household appliances	(1)	4	(x)
Other sales	967	...	...
Not analyzing merchandise line sales	179	1	...
Small single unit stores	1,683	39	...

See footnotes at end of table.

Table 24E.—MERCHANDISE LINE SALES OF LARGE STORES AND MULTIUNITS—MISCELLANEOUS KINDS OF BUSINESS—KIND OF BUSINESS, FOR SELECTED STANDARD METROPOLITAN AREAS: 1948—Continued

[See text for explanatory material]

Kind of business and merchandise line	Merchandise line sales (Thousand dollars)	Stores reporting merchandise line: Number	Stores reporting merchandise line: Total sales (Thousand dollars)
ALBANY-SCHENECTADY-TROY, N.Y.			
HAY, GRAIN, FEED STORES			
Large stores and multiunits —			
Analyzing merchandise line sales, total	5,963	27	...
Hay, grain, other feeds	3,931	27	5,963
Seeds, bulbs, nursery stock	210	15	3,631
Fertilizers	263	21	4,676
Farm and garden supplies	164	13	2,860
Farm equipment, implements, machinery	187	5	1,980
Coal, wood, fuel oil	526	10	2,792
Building materials, hardware, paint, elect. supplies	258	12	2,146
Groceries, meat, other foods	(1)	2	(x)
Other sales	424	...	...
Not analyzing merchandise line sales	...	...	...
Small single unit stores	623	14	...
ALLENTOWN-BETHLEHEM-EASTON, PA.			
Large stores and multiunits —			
Analyzing merchandise line sales, total	5,589	23	...
Hay, grain, other feeds	4,006	23	5,589
Seeds, bulbs, nursery stock	207	10	3,299
Fertilizers	231	15	3,787
Farm and garden supplies	233	10	3,066
Farm equipment, implements, machinery	193	6	2,077
Coal, wood, fuel oil	170	7	1,839
Building materials, hardware, paint, elect. supplies	107	5	1,824
Groceries, meat, other foods	...	...	...
Other sales	442	...	...
Not analyzing merchandise line sales	...	...	...
Small single unit stores	1,138	26	...
ATLANTA, GA.			
Large stores and multiunits —			
Analyzing merchandise line sales, total	3,631	20	...
Hay, grain, other feeds	3,021	20	3,631
Seeds, bulbs, nursery stock	19	8	1,223
Fertilizers	63	7	1,045
Farm and garden supplies	(1)	2	(x)
Farm equipment, implements, machinery	...	...	...
Coal, wood, fuel oil	...	...	...
Building materials, hardware, paint, elect. supplies	...	...	...
Groceries, meat, other foods	191	6	539
Other sales	337	...	...
Not analyzing merchandise line sales	...	...	...
Small single unit stores	671	24	...
BALTIMORE, MD.			
Large stores and multiunits —			
Analyzing merchandise line sales, total	3,854	16	...
Hay, grain, other feeds	2,994	16	3,854
Seeds, bulbs, nursery stock	88	6	1,200
Fertilizers	198	7	1,380
Farm and garden supplies	194	7	1,306
Farm equipment, implements, machinery	(1)	1	(x)
Coal, wood, fuel oil	(1)	2	(x)
Building materials, hardware, paint, elect. supplies	218	7	1,137
Groceries, meat, other foods	(1)	1	(x)
Other sales	162	...	...
Not analyzing merchandise line sales	...	...	...
Small single unit stores	986	23	...
BIRMINGHAM, ALA.			
Large stores and multiunits —			
Analyzing merchandise line sales, total	2,336	11	...
Hay, grain, other feeds	1,576	11	2,336
Seeds, bulbs, nursery stock	(1)	3	(x)
Fertilizers	(1)	4	(x)
Farm and garden supplies	(1)	3	(x)
Farm equipment, implements, machinery	(1)	2	(x)
Coal, wood, fuel oil	...	...	...
Building materials, hardware, paint, elect. supplies	(1)	3	(x)
Groceries, meat, other foods	(1)	4	(x)
Other sales	760	...	...
Not analyzing merchandise line sales	...	...	...
Small single unit stores	546	12	...
BOSTON, MASS.			
Large stores and multiunits —			
Analyzing merchandise line sales, total	8,631	28	...
Hay, grain, other feeds	6,986	28	8,631
Seeds, bulbs, nursery stock	230	14	3,812
Fertilizers	313	16	4,360
Farm and garden supplies	336	12	3,412
Farm equipment, implements, machinery	(1)	4	(x)
Coal, wood, fuel oil	(1)	4	(x)
Building materials, hardware, paint, elect. supplies	335	12	2,879
Groceries, meat, other foods	(1)	1	(x)
Other sales	431	...	...
Not analyzing merchandise line sales	...	...	...
Small single unit stores	714	13	...
BUFFALO, N.Y.			
Large stores and multiunits —			
Analyzing merchandise line sales, total	7,270	32	...
Hay, grain, other feeds	5,243	32	7,270
Seeds, bulbs, nursery stock	180	18	4,025
Fertilizers	404	25	5,623
Farm and garden supplies	168	16	3,566
Farm equipment, implements, machinery	84	6	1,372
Coal, wood, fuel oil	326	9	1,521
Building materials, hardware, paint, elect. supplies	310	14	3,028
Groceries, meat, other foods	(1)	4	(x)
Other sales	555	...	...
Not analyzing merchandise line sales	...	...	...
Small single unit stores	1,446	35	...
CANTON, OHIO			
Large stores and multiunits —			
Analyzing merchandise line sales, total	3,983	14	...
Hay, grain, other feeds	3,348	14	3,983
Seeds, bulbs, nursery stock	106	7	1,857
Fertilizers	148	11	3,156
Farm and garden supplies	124	7	2,002
Farm equipment, implements, machinery	(1)	4	(x)
Coal, wood, fuel oil	115	6	1,258
Building materials, hardware, paint, elect. supplies	(1)	4	(x)
Groceries, meat, other foods	...	...	...
Other sales	142	...	...
Not analyzing merchandise line sales	911	4	...
Small single unit stores	744	15	...
CHICAGO, ILL.			
Large stores and multiunits —			
Analyzing merchandise line sales, total	9,380	38	...
Hay, grain, other feeds	5,350	38	9,380
Seeds, bulbs, nursery stock	810	24	6,689
Fertilizers	687	26	7,414
Farm and garden supplies	391	24	6,655
Farm equipment, implements, machinery	(1)	3	(x)
Coal, wood, fuel oil	561	14	4,261
Building materials, hardware, paint, elect. supplies	268	10	2,104
Groceries, meat, other foods	(1)	2	(x)
Other sales	1,313	...	...
Not analyzing merchandise line sales	...	...	...
Small single unit stores	3,105	87	...
CINCINNATI, OHIO			
Large stores and multiunits —			
Analyzing merchandise line sales, total	4,861	13	...
Hay, grain, other feeds	3,598	13	4,861
Seeds, bulbs, nursery stock	(1)	4	(x)
Fertilizers	258	5	2,460
Farm and garden supplies	(1)	4	(x)
Farm equipment, implements, machinery	...	...	...
Coal, wood, fuel oil	603	6	2,772
Building materials, hardware, paint, elect. supplies	(1)	1	(x)
Groceries, meat, other foods	...	...	...
Other sales	402	...	...
Not analyzing merchandise line sales	164	1	...
Small single unit stores	400	10	...
CLEVELAND, OHIO			
Large stores and multiunits —			
Analyzing merchandise line sales, total	3,437	18	...
Hay, grain, other feeds	2,500	18	3,437
Seeds, bulbs, nursery stock	75	10	1,886
Fertilizers	190	12	2,423
Farm and garden supplies	85	11	2,081
Farm equipment, implements, machinery	(1)	3	(x)
Coal, wood, fuel oil	287	9	1,983
Building materials, hardware, paint, elect. supplies	(1)	4	(x)
Groceries, meat, other foods	(1)	2	(x)
Other sales	300	...	...
Not analyzing merchandise line sales	310	3	...
Small single unit stores	658	13	...
DAVENPORT, IOWA-ROCK ISLAND-MOLINE, ILL.			
Large stores and multiunits —			
Analyzing merchandise line sales, total	1,872	12	...
Hay, grain, other feeds	1,084	12	1,872
Seeds, bulbs, nursery stock	102	7	1,216
Fertilizers	118	6	1,121
Farm and garden supplies	147	7	1,459
Farm equipment, implements, machinery	(1)	2	(x)
Coal, wood, fuel oil	(1)	2	(x)
Building materials, hardware, paint, elect. supplies	283	6	1,258
Groceries, meat, other foods	...	...	...
Other sales	138	...	...
Not analyzing merchandise line sales	372	2	...
Small single unit stores	353	7	...
DAYTON, OHIO			
Large stores and multiunits —			
Analyzing merchandise line sales, total	7,014	25	...
Hay, grain, other feeds	4,647	25	7,014
Seeds, bulbs, nursery stock	188	11	3,349
Fertilizers	213	14	4,415
Farm and garden supplies	97	10	2,802
Farm equipment, implements, machinery	174	10	2,979
Coal, wood, fuel oil	428	14	4,536
Building materials, hardware, paint, elect. supplies	417	8	3,309
Groceries, meat, other foods	(1)	4	(x)
Other sales	890	...	...
Not analyzing merchandise line sales	...	...	...
Small single unit stores	920	21	...
DENVER, COLO.			
Large stores and multiunits —			
Analyzing merchandise line sales, total	2,610	10	...
Hay, grain, other feeds	1,487	10	1,610
Seeds, bulbs, nursery stock	...	...	...
Fertilizers	(1)	2	(x)
Farm and garden supplies	(1)	4	(x)
Farm equipment, implements, machinery	...	...	...
Coal, wood, fuel oil	(1)	1	(x)
Building materials, hardware, paint, elect. supplies	(1)	1	(x)
Groceries, meat, other foods	...	...	...
Other sales	123	...	...
Not analyzing merchandise line sales	...	...	...
Small single unit stores	1,183	23	...
DETROIT, MICH.			
Large stores and multiunits —			
Analyzing merchandise line sales, total	6,010	32	...
Hay, grain, other feeds	3,980	32	6,010
Seeds, bulbs, nursery stock	218	22	3,488
Fertilizers	420	25	4,392
Farm and garden supplies	105	14	2,688
Farm equipment, implements, machinery	188	9	1,981
Coal, wood, fuel oil	605	11	2,880
Building materials, hardware, paint, elect. supplies	136	7	1,558
Groceries, meat, other foods	(1)	1	(x)
Other sales	358	...	...
Not analyzing merchandise line sales	449	1	...
Small single unit stores	2,707	91	...
ERIE, PA.			
Large stores and multiunits —			
Analyzing merchandise line sales, total	4,614	15	...
Hay, grain, other feeds	3,008	15	4,614
Seeds, bulbs, nursery stock	197	12	3,959
Fertilizers	343	12	3,959
Farm and garden supplies	158	8	2,455
Farm equipment, implements, machinery	162	6	2,402
Coal, wood, fuel oil	254	5	1,328
Building materials, hardware, paint, elect. supplies	85	6	2,329
Groceries, meat, other foods	(1)	1	(x)
Other sales	407	...	...
Not analyzing merchandise line sales	...	...	...
Small single unit stores	309	6	...
FORT WORTH, TEX.			
Large stores and multiunits —			
Analyzing merchandise line sales, total	7,618	18	...
Hay, grain, other feeds	7,231	18	7,618
Seeds, bulbs, nursery stock	(1)	4	(x)
Fertilizers	30	6	2,377
Farm and garden supplies	(1)	2	(x)
Farm equipment, implements, machinery	(1)	1	(x)
Coal, wood, fuel oil	(1)	1	(x)
Building materials, hardware, paint, elect. supplies	(1)	1	(x)
Groceries, meat, other foods	(1)	1	(x)
Other sales	357	...	...
Not analyzing merchandise line sales	...	...	...
Small single unit stores	1,658	42	...
FRESNO, CALIF.			
Large stores and multiunits —			
Analyzing merchandise line sales, total	9,374	19	...
Hay, grain, other feeds	8,635	19	9,374
Seeds, bulbs, nursery stock	76	8	1,538
Fertilizers	313	8	3,696
Farm and garden supplies	150	9	3,851
Farm equipment, implements, machinery	(1)	4	(x)
Coal, wood, fuel oil	(1)	1	(x)
Building materials, hardware, paint, elect. supplies	(1)	3	(x)
Groceries, meat, other foods	(1)	1	(x)
Other sales	200	...	...
Not analyzing merchandise line sales	...	...	...
Small single unit stores	672	14	...
HARRISBURG, PA.			
Large stores and multiunits —			
Analyzing merchandise line sales, total	7,109	30	...
Hay, grain, other feeds	5,222	30	7,109
Seeds, bulbs, nursery stock	199	16	4,695
Fertilizers	347	25	6,094
Farm and garden supplies	81	13	3,995
Farm equipment, implements, machinery	81	5	1,902
Coal, wood, fuel oil	840	13	4,157
Building materials, hardware, paint, elect. supplies	154	11	3,211
Groceries, meat, other foods	...	...	...
Other sales	185	...	...
Not analyzing merchandise line sales	133	1	...
Small single unit stores	742	17	...
HOUSTON, TEX.			
Large stores and multiunits —			
Analyzing merchandise line sales, total	4,992	20	...
Hay, grain, other feeds	4,610	20	4,992
Seeds, bulbs, nursery stock	52	10	3,533
Fertilizers	52	9	3,406
Farm and garden supplies	11	5	2,317
Farm equipment, implements, machinery	(1)	3	(x)
Coal, wood, fuel oil	...	...	...
Building materials, hardware, paint, elect. supplies	125	5	969
Groceries, meat, other foods	(1)	3	(x)
Other sales	142	...	...
Not analyzing merchandise line sales	558	5	...
Small single unit stores	2,321	55	...
KANSAS CITY, MO.			
Large stores and multiunits —			
Analyzing merchandise line sales, total	4,692	22	...
Hay, grain, other feeds	4,199	22	4,692
Seeds, bulbs, nursery stock	67	5	580
Fertilizers	56	8	1,347
Farm and garden supplies	48	5	726
Farm equipment, implements, machinery	(1)	2	(x)
Coal, wood, fuel oil	165	12	1,718
Building materials, hardware, paint, elect. supplies	(1)	3	(x)
Groceries, meat, other foods	...	...	...
Other sales	157	...	...
Not analyzing merchandise line sales	...	...	...
Small single unit stores	2,551	66	...
LANCASTER, PA.			
Large stores and multiunits —			
Analyzing merchandise line sales, total	22,513	53	...
Hay, grain, other feeds	17,691	53	22,513
Seeds, bulbs, nursery stock	295	17	7,402
Fertilizers	570	29	14,954
Farm and garden supplies	196	14	6,991
Farm equipment, implements, machinery	70	5	1,310
Coal, wood, fuel oil	952	24	11,705
Building materials, hardware, paint, elect. supplies	1,057	19	9,013
Groceries, meat, other foods	(1)	2	(x)
Other sales	1,482	...	...
Not analyzing merchandise line sales	...	...	...
Small single unit stores	582	17	...
LOS ANGELES, CALIF			
Large stores and multiunits —			
Analyzing merchandise line sales, total	40,609	123	...
Hay, grain, other feeds	37,046	123	40,609
Seeds, bulbs, nursery stock	569	46	7,591
Fertilizers	437	48	8,343
Farm and garden supplies	723	58	12,647
Farm equipment, implements, machinery	316	14	8,481
Coal, wood, fuel oil	187	22	4,427
Building materials, hardware, paint, elect. supplies	721	21	4,000
Groceries, meat, other foods	(1)	4	(x)
Other sales	610	...	...
Not analyzing merchandise line sales	195	2	...
Small single unit stores	7,595	200	...
LOUISVILLE, KY.			
Large stores and multiunits —			
Analyzing merchandise line sales, total	3,280	23	...
Hay, grain, other feeds	2,307	23	3,280
Seeds, bulbs, nursery stock	144	15	2,059
Fertilizers	209	17	2,080
Farm and garden supplies	86	13	1,889
Farm equipment, implements, machinery	(1)	4	(x)
Coal, wood, fuel oil	124	6	940
Building materials, hardware, paint, elect. supplies	232	11	1,348
Groceries, meat, other foods	(1)	2	(x)
Other sales	178	...	...
Not analyzing merchandise line sales	...	...	...
Small single unit stores	914	23	...
MIAMI, FLA.			
Large stores and multiunits —			
Analyzing merchandise line sales, total	6,624	13	...
Hay, grain, other feeds	3,907	13	6,624
Seeds, bulbs, nursery stock	265	11	6,086
Fertilizers	1,407	11	6,086
Farm and garden supplies	250	11	5,774
Farm equipment, implements, machinery	(1)	3	(x)
Coal, wood, fuel oil	...	...	...
Building materials, hardware, paint, elect. supplies	(1)	2	(x)
Groceries, meat, other foods	...	...	...
Other sales	795	...	...
Not analyzing merchandise line sales	...	...	...
Small single unit stores	232	9	...

See footnotes at end of table.

Table 24E.—MERCHANDISE LINE SALES OF LARGE STORES AND MULTIUNITS—MISCELLANEOUS KINDS OF BUSINESS—KIND OF BUSINESS, FOR SELECTED STANDARD METROPOLITAN AREAS: 1948—Continued

[See text for explanatory material]

HAY, GRAIN, FEED STORES

Kind of business and merchandise line	MINNEAPOLIS-ST. PAUL, MINN. Merchandise line sales (Thousand dollars)	Stores reporting merchandise line: Number	Stores reporting merchandise line: Total sales (Thousand dollars)	NEW ORLEANS, LA. Merchandise line sales (Thousand dollars)	Number	Total sales (Thousand dollars)	NEW YORK-NORTHEASTERN NEW JERSEY Merchandise line sales (Thousand dollars)	Number	Total sales (Thousand dollars)	OMAHA, NEBR. Merchandise line sales (Thousand dollars)	Number	Total sales (Thousand dollars)	PHILADELPHIA, PA. Merchandise line sales (Thousand dollars)	Number	Total sales (Thousand dollars)
Large stores and multiunits															
Analyzing merchandise line sales, total	3,22[illegible]	18	...	[illegible]	11	...	[illegible]	88	...	6,104	15	...	37,577	97	...
Hay, grain, other feeds	2,669	18	3,22[illegible]	1,[illegible]36	11	[illegible]	21,416	88	27,063	5,302	15	6,104	26,477	97	37,577
Seeds, bulbs, nursery stock	140	10	[illegible],248	[illegible]	[illegible]	[illegible]	806	37	13,312	128	5	3,322	1,634	41	21,503
Fertilizers	14[illegible]	14	2,4[illegible]	[illegible]	[illegible]	[illegible]	1,227	50	18,111	134	[illegible]	3,415	1,411	59	26,319
Farm and garden supplies	39[illegible]	[illegible]	1,182	(1)	4	(x)	480	28	8,473	102	[illegible]	3,046	733	43	18,432
Farm equipment, implements, machinery	7[illegible]	6	1,428	(1)	1	(x)	273	20	10,011	(1)	1	(x)	430	21	8,672
Coal, wood, fuel oil	50	6	[illegible]	...	...	...	1,144	19	5,242	(1)	3	(x)	2,050	37	19,850
Building materials, hardware, paint, elect. supplies	22	[illegible]	1,006	(1)	1	(x)	1,075	20	10,486	(1)	1	(x)	1,521	36	16,904
Groceries, meat, other foods	...	...	...	...	...	...	(1)	4	(x)	...	...	...	(1)	4	(x)
Other sales	87	...	...	96	...	...	639	...	...	438	...	...	2,816	...	...
Not analyzing merchandise line sales	...	...	...	...	...	...	111	1	...	...	...	...	399	2	...
Small single unit stores	1,246	28	...	321	11	...	3,330	76	...	1,066	27	...	2,417	48	...

Kind of business and merchandise line	PITTSBURGH, PA. Merchandise line sales	Number	Total sales	PORTLAND, OREG. Merchandise line sales	Number	Total sales	ROCHESTER, N.Y. Merchandise line sales	Number	Total sales	SACRAMENTO, CALIF. Merchandise line sales	Number	Total sales	ST. LOUIS, MO. Merchandise line sales	Number	Total sales
Large stores and multiunits															
Analyzing merchandise line sales, total	11,606	70	...	10,723	37	...	5,036	16	...	1,767	11	...	5,206	25	...
Hay, grain, other feeds	8,432	70	11,606	7,675	37	10,723	3,152	16	5,036	1,593	11	1,767	4,163	25	5,206
Seeds, bulbs, nursery stock	480	53	8,871	440	21	7,909	143	12	3,913	24	9	1,186	172	14	3,758
Fertilizers	492	61	10,331	180	19	7,208	346	14	4,662	13	[illegible]	799	182	15	3,692
Farm and garden supplies	4[illegible]3	25	6,737	174	23	5,405	168	10	3,250	40	9	1,429	100	8	2,697
Farm equipment, implements, machinery	238	17	3,816	(1)	3	(x)	482	7	3,383	(1)	2	(x)	(1)	3	(x)
Coal, wood, fuel oil	(1)	4	(x)	349	7	1,189	394	6	2,086	22	7	709	316	6	2,358
Building materials, hardware, paint, elect. supplies	305	14	3,726	184	10	2,941	(1)	4	(x)	(1)	4	(x)	(1)	3	(x)
Groceries, meat, other foods	65	7	1,796	(1)	3	(x)	...	...	...	(1)	3	(x)	(1)	1	(x)
Other sales	1,131	...	...	1,721	...	...	351	...	...	75	...	...	273	...	...
Not analyzing merchandise line sales	...	...	...	160	1	...	...	...	...	...	...	...	...	...	...
Small single unit stores	1,736	41	...	1,812	34	...	413	8	...	239	9	...	1,482	33	...

Kind of business and merchandise line	SALT LAKE CITY, UTAH Merchandise line sales	Number	Total sales	SAN ANTONIO, TEX. Merchandise line sales	Number	Total sales	SAN BERNARDINO, CALIF. Merchandise line sales	Number	Total sales	SAN DIEGO, CALIF. Merchandise line sales	Number	Total sales	SAN FRANCISCO-OAKLAND, CALIF. Merchandise line sales	Number	Total sales
Large stores and multiunits															
Analyzing merchandise line sales, total	3,160	10	...	2,553	12	...	8,222	24	...	6,725	33	...	11,514	40	...
Hay, grain, other feeds	2,409	10	3,160	2,266	12	2,553	6,441	24	8,222	5,456	33	6,725	9,264	40	11,514
Seeds, bulbs, nursery stock	(1)	3	(x)	(1)	3	(x)	73	8	1,639	84	15	2,404	231	22	4,182
Fertilizers	(1)	2	(x)	(1)	2	(x)	100	9	2,728	228	15	2,882	239	22	3,467
Farm and garden supplies	(1)	2	(x)	(1)	2	(x)	148	13	3,327	129	14	2,939	605	32	8,781
Farm equipment, implements, machinery	(1)	4	(x)	...	...	...	(1)	1	(x)	(1)	3	(x)	...	...	...
Coal, wood, fuel oil	(1)	4	(x)	...	...	...	27	5	1.134	9	[illegible]	825	176	20	3,926
Building materials, hardware, paint, elect. supplies	(1)	1	(x)	(1)	3	(x)	(1)	2	(x)	231	6	860	255	10	1,651
Groceries, meat, other foods	455	6	2,573	...	...	...	1,295	5	3,810	(1)	1	(x)	(1)	1	(x)
Other sales	296	...	...	287	...	...	138	...	...	88	...	...	704	...	...
Not analyzing merchandise line sales	...	...	...	...	...	...	309	1	...	...	...	...	...	...	...
Small single unit stores	276	4	...	1,042	30	...	746	17	...	1,064	22	...	1,231	25	...

Kind of business and merchandise line	SAN JOSE, CALIF. Merchandise line sales	Number	Total sales	SCRANTON, PA. Merchandise line sales	Number	Total sales	SEATTLE, WASH. Merchandise line sales	Number	Total sales	SPOKANE, WASH. Merchandise line sales	Number	Total sales	SPRINGFIELD-HOLYOKE, MASS. Merchandise line sales	Number	Total sales
Large stores and multiunits															
Analyzing merchandise line sales, total	4,782	18	...	2,264	11	...	7,645	29	...	2,640	10	...	3,995	17	...
Hay, grain, other feeds	4,411	18	4,782	1,878	11	2,264	5,840	29	7,635	1,958	10	2,640	3,103	17	3,995
Seeds, bulbs, nursery stock	6	5	1,8[illegible]8	133	8	2,013	136	22	5,549	42	6	1,845	74	9	2,231
Fertilizers	29	[illegible]	[illegible],011	108	7	1,777	215	23	5,698	58	5	1,962	172	12	2,[illegible]89
Farm and garden supplies	106	11	[illegible],604	(1)	1	(x)	98	16	2,806	38	6	1,849	1[illegible]5	10	2,316
Farm equipment, implements, machinery	[illegible]	1	(x)	(1)	4	(x)	78	10	3,864	(1)	[illegible]	(x)	78	5	852
Coal, wood, fuel oil	[illegible]	7	[illegible],215	(1)	2	(x)	(1)	2	(x)	(1)	1	(x)	(1)	4	(x)
Building materials, hardware, paint, elect. supplies	(1)	3	(x)	(1)	3	(x)	129	10	3,762	(1)	3	(x)	(1)	4	(x)
Groceries, meat, other foods	(1)	1	(x)	...	...	...	(1)	2	(x)	...	...	...	...	...	...
Other sales	[illegible]01	...	...	145	...	...	1,139	...	...	544	...	...	373	...	...
Not analyzing merchandise line sales	[illegible]	[illegible]	...	232	1	...	...	...	...	116	1	...	...	...	...
Small single unit stores	[illegible]	[illegible]	...	435	11	...	1,059	24	...	695	14	...	436	9	...

Kind of business and merchandise line	STOCKTON, CALIF. Merchandise line sales	Number	Total sales	SYRACUSE, N.Y. Merchandise line sales	Number	Total sales	TACOMA, WASH. Merchandise line sales	Number	Total sales	TAMPA-ST. PETERSBURG, FLA. Merchandise line sales	Number	Total sales	TOLEDO, OHIO Merchandise line sales	Number	Total sales
Large stores and multiunits															
Analyzing merchandise line sales, total	4,324	[illegible]	...	[illegible]	14	...	6,407	12	...	5,340	22	...	1,474	10	...
Hay, grain, other feeds	[illegible]	[illegible]	4,324	[illegible]	14	[illegible]	4,160	12	6,407	4,000	22	5,340	1,128	10	1,474
Seeds, bulbs, nursery stock	[illegible]	[illegible]	1,188	[illegible]	[illegible]	[illegible],925	57	10	6,127	191	11	2,224	25	5	752
Fertilizers	[illegible]	[illegible]	1,351	[illegible]	11	[illegible],585	53	8	5,745	232	17	4,407	85	5	997
Farm and garden supplies	[illegible]	4	(x)	(1)	[illegible]	(x)	41	8	1,675	127	11	2,969	(1)	4	(x)
Farm equipment, implements, machinery	[illegible]	[illegible]	[illegible]	[illegible]	[illegible]	[illegible]	74	7	5,743	306	7	2,322	68	7	824
Coal, wood, fuel oil	[illegible]	[illegible]	[illegible]	(1)	[illegible]	(x)	...	...	...	(1)	1	(x)	(1)	2	(x)
Building materials, hardware, paint, elect. supplies	(1)	3	(x)	[illegible]	[illegible]	[illegible]	107	6	5,467	138	10	2,409	20	5	752
Groceries, meat, other foods	[illegible]	[illegible]	[illegible]	(1)	1	(x)	(1)	1	(x)	(1)	1	(x)	...	...	...
Other sales	...	...	...	[illegible]	...	...	1,915	...	...	246	...	...	148	...	...
Not analyzing merchandise line sales	...	...	...	...	...	...	...	...	...	...	...	...	...	...	...
Small single unit stores	82	[illegible]	...	[illegible]	[illegible]	...	524	8	...	902	[illegible]	...	481	1	...

See footnote at end of table.

Table 24E.—MERCHANDISE LINE SALES OF LARGE STORES AND MULTIUNITS—MISCELLANEOUS KINDS OF BUSINESS—KIND OF BUSINESS, FOR SELECTED STANDARD METROPOLITAN AREAS: 1948—Continued

[See text for explanatory material]

Kind of business and merchandise line	Merchandise line sales (Thousand dollars)	Stores reporting merchandise line: Number	Stores reporting merchandise line: Total sales (Thousand dollars)	Merchandise line sales (Thousand dollars)	Stores reporting merchandise line: Number	Stores reporting merchandise line: Total sales (Thousand dollars)	Merchandise line sales (Thousand dollars)	Stores reporting merchandise line: Number	Stores reporting merchandise line: Total sales (Thousand dollars)	Merchandise line sales (Thousand dollars)	Stores reporting merchandise line: Number	Stores reporting merchandise line: Total sales (Thousand dollars)	Merchandise line sales (Thousand dollars)	Stores reporting merchandise line: Number	Stores reporting merchandise line: Total sales (Thousand dollars)
	UTICA-ROME, N.Y.			WASHINGTON, D.C.			WICHITA, KANS.			WILMINGTON, DEL.			YOUNGSTOWN, OHIO		
HAY, GRAIN, FEED STORES															
Large stores and multiunits—															
Analyzing merchandise line sales, total	9,944	35	...	3,561	20	...	2,451	11	...	7,334	27	...	10,853	46	...
Hay, grain, other feeds	7,696	35	9,944	2,449	20	3,561	1,926	11	2,451	5,475	27	7,334	8,746	46	10,853
Seeds, bulbs, nursery stock	409	25	7,401	183	13	2,008	47	7	1,603	223	11	3,703	209	24	5,454
Fertilizers	573	31	9,185	224	16	2,509	46	7	1,681	632	17	5,258	655	36	9,112
Farm and garden supplies	96	11	3,546	274	16	2,844	87	6	1,870	191	7	2,394	201	16	4,965
Farm equipment, implements, machinery	157	14	4,939	172	5	1,076	(1)	2	(x)	139	7	2,260	133	8	3,019
Coal, wood, fuel oil	(1)	4	(x)	(1)	1	(x)	(1)	2	(x)	218	6	1,835	158	14	3,813
Building materials, hardware, paint, elect. supplies	702	20	7,233	107	10	1,732	(1)	1	(x)	299	7	2,335	269	17	4,863
Groceries, meat, other foods	(1)	1	(x)	...	...	...	...	...	...	...	...	...	(1)	1	(x)
Other sales	311	...	...	152	...	...	345	...	...	157	...	...	482	...	...
Not analyzing merchandise line sales	...	...	...	...	...	...	...	...	...	...	...	...	1,125	1	...
Small single unit stores	455	9	...	427	10	...	339	10	...	368	8	...	588	13	...

See footnotes at end of table.

Table 24E.—MERCHANDISE LINE SALES OF LARGE STORES AND MULTIUNITS—MISCELLANEOUS KINDS OF BUSINESS—KIND OF BUSINESS, FOR SELECTED STANDARD METROPOLITAN AREAS: 1948—Continued

[See text for explanatory material]

Kind of business and merchandise line	Merchandise line sales (Thousand dollars)	Stores reporting merchandise line: Number	Stores reporting merchandise line: Total sales (Thousand dollars)	Merchandise line sales (Thousand dollars)	Stores reporting merchandise line: Number	Stores reporting merchandise line: Total sales (Thousand dollars)	Merchandise line sales (Thousand dollars)	Stores reporting merchandise line: Number	Stores reporting merchandise line: Total sales (Thousand dollars)	Merchandise line sales (Thousand dollars)	Stores reporting merchandise line: Number	Stores reporting merchandise line: Total sales (Thousand dollars)	Merchandise line sales (Thousand dollars)	Stores reporting merchandise line: Number	Stores reporting merchandise line: Total sales (Thousand dollars)
	LOS ANGELES, CALIF.			NEW YORK-NORTHEASTERN NEW JERSEY			SAN FRANCISCO-OAKLAND CALIF.								
OTHER FARM, GARDEN SUPPLY STORES															
Large stores and multiunits—															
Analyzing merchandise line sales, total	6,606	35	...	7,347	39	...	1,292	11	...						
Farm and garden supplies	1,441	23	4,102	1,194	16	3,673	536	8	945						
Hay, grain, other feeds	920	6	1,690	535	9	2,499	67	5	361						
Seeds, bulbs, nursery stock	1,090	18	2,232	3,158	30	5,146	420	6	565						
Fertilizers	2,475	23	4,071	961	16	3,393	113	8	682						
Farm equipment, implements, machinery	(1)	4	(x)	267	7	1,726	(1)	3	(x)						
Coal, wood, fuel oil	(1)	3	(x)	(1)	4	(x)	...	...	...						
Building materials, hardware, paint, elect. supplies	(1)	3	(x)	(1)	4	(x)	...	...	...						
Groceries, meat, other foods	...	...	...	...	...	...	...	...	...						
Other sales	680	...	...	1,232	...	...	156	...	...						
Not analyzing merchandise line sales	...	...	...	449	1	...	17	1	...						
Small single unit stores	3,119	116	...	1,709	57	...	543	18	...						

See footnotes at end of table.

Table 24E.—MERCHANDISE LINE SALES OF LARGE STORES AND MULTIUNITS—MISCELLANEOUS KINDS OF BUSINESS—KIND OF BUSINESS, FOR SELECTED STANDARD METROPOLITAN AREAS: 1948—Continued

[See text for explanatory material]

Kind of business and merchandise line	Merchandise line sales (Thousand dollars)	Stores reporting merchandise line: Number	Stores reporting merchandise line: Total sales (Thousand dollars)
JEWELRY STORES	AKRON, OHIO		
Large stores and multiunits			
Analyzing merchandise line sales, total	[illegible]	14	...
Jewelry (exc. items below)	[illegible]	[illegible]	[illegible]
Diamonds and precious stones	[illegible]	[illegible]	[illegible]
Watches, clocks, silverware	[illegible]	[illegible]	[illegible]
Novelty and costume jewelry	[illegible]	[illegible]	[illegible]
Cameras, photo equipment and supplies	...	...	...
Optical goods, frames, lenses	...	...	...
Luggage and leather goods	...	...	...
Radios, television sets and parts	(1)	2	(x)
Household appliances	(1)	3	(x)
Other sales	364	...	...
Not analyzing merchandise line sales	359	1	...
Small single unit stores	1,123	36	...
	ALBANY-SCHENECTADY-TROY, N.Y.		
Large stores and multiunits			
Analyzing merchandise line sales, total	3,491	25	...
Jewelry (exc. items below)	[illegible]	24	3,372
Diamonds and precious stones	963	22	3,250
Watches, clocks, silverware	938	23	3,047
Novelty and costume jewelry	163	17	2,059
Cameras, photo equipment and supplies	83	9	1,449
Optical goods, frames, lenses	76	6	1,370
Luggage and leather goods	32	7	1,350
Radios, television sets and parts	89	8	1,353
Household appliances	84	12	1,644
Other sales	467	...	...
Not analyzing merchandise line sales	157	1	...
Small single unit stores	1,875	52	...
	ALLENTOWN-BETHLEHEM-EASTON, PA.		
Large stores and multiunits			
Analyzing merchandise line sales, total	2,484	17	...
Jewelry (exc. items below)	458	17	2,484
Diamonds and precious stones	647	17	2,484
Watches, clocks, silverware	716	17	2,484
Novelty and costume jewelry	201	15	2,107
Cameras, photo equipment and supplies	(1)	4	(x)
Optical goods, frames, lenses	(1)	1	(x)
Luggage and leather goods	24	7	1,288
Radios, television sets and parts	90	10	1,264
Household appliances	104	10	1,256
Other sales	244	...	...
Not analyzing merchandise line sales	...	...	...
Small single unit stores	4,672	61	...
	ATLANTA, GA.		
Large stores and multiunits			
Analyzing merchandise line sales, total	6,731	22	...
Jewelry (exc. items below)	1,321	19	6,506
Diamonds and precious stones	1,911	19	5,792
Watches, clocks, silverware	2,173	21	6,725
Novelty and costume jewelry	237	18	5,208
Cameras, photo equipment and supplies	(1)	1	(x)
Optical goods, frames, lenses	(1)	1	(x)
Luggage and leather goods	45	9	2,774
Radios, television sets and parts	132	10	2,347
Household appliances	57	5	1,453
Other sales	855	...	...
Not analyzing merchandise line sales	553	5	...
Small single unit stores	1,029	35	...
	BALTIMORE, MD.		
Large stores and multiunits			
Analyzing merchandise line sales, total	12,818	53	...
Jewelry (exc. items below)	2,551	49	11,765
Diamonds and precious stones	2,249	44	11,074
Watches, clocks, silverware	4,197	49	12,224
Novelty and costume jewelry	240	20	4,803
Cameras, photo equipment and supplies	30	7	1,267
Optical goods, frames, lenses	272	29	7,728
Luggage and leather goods	149	14	4,777
Radios, television sets and parts	618	26	6,064
Household appliances	993	26	6,355
Other sales	1,519	...	...
Not analyzing merchandise line sales	187	1	...
Small single unit stores	2,341	82	...
	BIRMINGHAM, ALA.		
Large stores and multiunits			
Analyzing merchandise line sales, total	5,926	19	...
Jewelry (exc. items below)	1,490	18	5,834
Diamonds and precious stones	1,362	18	5,847
Watches, clocks, silverware	1,861	17	5,743
Novelty and costume jewelry	214	13	4,098
Cameras, photo equipment and supplies	124	6	3,198
Optical goods, frames, lenses	169	6	1,592
Luggage and leather goods	22	7	1,508
Radios, television sets and parts	256	5	3,179
Household appliances	(1)	4	(x)
Other sales	423	...	...
Not analyzing merchandise line sales	...	...	...
Small single unit stores	894	42	...
	BOSTON, MASS.		
Large stores and multiunits			
Analyzing merchandise line sales, total	13,688	75	...
Jewelry (exc. items below)	3,198	52	15,249
Diamonds and precious stones	4,073	63	18,284
Watches, clocks, silverware	5,884	66	18,402
Novelty and costume jewelry	1,135	58	15,935
Cameras, photo equipment and supplies	100	14	2,133
Optical goods, frames, lenses	86	24	3,967
Luggage and leather goods	444	18	7,067
Radios, television sets and parts	1,019	30	6,802
Household appliances	1,161	32	7,195
Other sales	2,588	...	...
Not analyzing merchandise line sales	...	...	...
Small single unit stores	6,844	254	...
	BUFFALO, N.Y.		
Large stores and multiunits			
Analyzing merchandise line sales, total	4,409	43	...
Jewelry (exc. items below)	861	41	4,006
Diamonds and precious stones	1,263	41	4,231
Watches, clocks, silverware	1,282	42	4,341
Novelty and costume jewelry	293	23	2,767
Cameras, photo equipment and supplies	57	9	963
Optical goods, frames, lenses	72	11	1,451
Luggage and leather goods	5	5	307
Radios, television sets and parts	193	21	2,229
Household appliances	168	17	1,690
Other sales	215	...	...
Not analyzing merchandise line sales	...	...	...
Small single unit stores	4,111	158	...
	CANTON, OHIO		
Large stores and multiunits			
Analyzing merchandise line sales, total	2,205	11	...
Jewelry (exc. items below)	828	11	2,205
Diamonds and precious stones	286	7	1,458
Watches, clocks, silverware	380	7	1,458
Novelty and costume jewelry	80	5	1,171
Cameras, photo equipment and supplies	(1)	1	(x)
Optical goods, frames, lenses	(1)	1	(x)
Luggage and leather goods	(1)	2	(x)
Radios, television sets and parts	(1)	2	(x)
Household appliances	(1)	3	(x)
Other sales	631	...	...
Not analyzing merchandise line sales	294	1	...
Small single unit stores	1,010	25	...
	CHATTANOOGA, TENN.		
Large stores and multiunits			
Analyzing merchandise line sales, total	2,148	13	...
Jewelry (exc. items below)	405	11	1,764
Diamonds and precious stones	510	11	2,134
Watches, clocks, silverware	747	12	2,135
Novelty and costume jewelry	75	8	1,610
Cameras, photo equipment and supplies	(1)	1	(x)
Optical goods, frames, lenses	...	...	...
Luggage and leather goods	(1)	4	(x)
Radios, television sets and parts	(1)	2	(x)
Household appliances	(1)	1	(x)
Other sales	411	...	...
Not analyzing merchandise line sales	...	...	...
Small single unit stores	350	14	...
	CHICAGO, ILL.		
Large stores and multiunits			
Analyzing merchandise line sales, total	42,488	207	...
Jewelry (exc. items below)	7,514	166	34,094
Diamonds and precious stones	10,642	175	35,600
Watches, clocks, silverware	12,878	185	39,258
Novelty and costume jewelry	2,937	143	26,891
Cameras, photo equipment and supplies	407	24	7,482
Optical goods, frames, lenses	726	45	10,376
Luggage and leather goods	342	54	[illegible]
Radios, television sets and parts	1,516	70	17,048
Household appliances	1,400	66	15,074
Other sales	4,126	...	...
Not analyzing merchandise line sales	931	11	...
Small single unit stores	18,224	605	...
	CINCINNATI, OHIO		
Large stores and multiunits			
Analyzing merchandise line sales, total	5,463	39	...
Jewelry (exc. items below)	957	34	4,886
Diamonds and precious stones	1,404	39	5,463
Watches, clocks, silverware	1,560	39	5,463
Novelty and costume jewelry	497	31	4,385
Cameras, photo equipment and supplies	(1)	2	(x)
Optical goods, frames, lenses	(1)	2	(x)
Luggage and leather goods	(1)	2	(x)
Radios, television sets and parts	8	6	666
Household appliances	254	12	2,158
Other sales	783	...	...
Not analyzing merchandise line sales	57	1	...
Small single unit stores	2,630	90	...
	CLEVELAND, OHIO		
Large stores and multiunits			
Analyzing merchandise line sales, total	7,134	38	...
Jewelry (exc. items below)	1,530	31	6,214
Diamonds and precious stones	2,116	33	6,413
Watches, clocks, silverware	2,094	35	6,438
Novelty and costume jewelry	404	29	4,143
Cameras, photo equipment and supplies	98	8	1,776
Optical goods, frames, lenses	10	6	818
Luggage and leather goods	41	5	1,535
Radios, television sets and parts	139	12	1,921
Household appliances	47	7	1,441
Other sales	655	...	...
Not analyzing merchandise line sales	578	3	...
Small single unit stores	4,915	174	...
	COLUMBUS, OHIO		
Large stores and multiunits			
Analyzing merchandise line sales, total	5,115	17	...
Jewelry (exc. items below)	722	12	3,499
Diamonds and precious stones	1,167	15	4,778
Watches, clocks, silverware	1,371	15	4,778
Novelty and costume jewelry	370	12	3,130
Cameras, photo equipment and supplies	(1)	3	(x)
Optical goods, frames, lenses	...	...	...
Luggage and leather goods	(1)	3	(x)
Radios, television sets and parts	454	7	3,527
Household appliances	311	6	2,635
Other sales	720	...	...
Not analyzing merchandise line sales	356	1	...
Small single unit stores	966	38	...
	DALLAS, TEX.		
Large stores and multiunits			
Analyzing merchandise line sales, total	8,632	27	...
Jewelry (exc. items below)	1,082	22	8,036
Diamonds and precious stones	2,842	25	8,618
Watches, clocks, silverware	2,801	25	8,618
Novelty and costume jewelry	375	24	8,509
Cameras, photo equipment and supplies	38	9	1,929
Optical goods, frames, lenses	148	8	2,061
Luggage and leather goods	98	17	3,979
Radios, television sets and parts	214	20	4,554
Household appliances	410	19	5,942
Other sales	624	...	...
Not analyzing merchandise line sales	...	...	...
Small single unit stores	697	37	...
	DAVENPORT, IOWA-ROCK ISLAND-MOLINE, ILL.		
Large stores and multiunits			
Analyzing merchandise line sales, total	1,647	10	...
Jewelry (exc. items below)	213	8	1,385
Diamonds and precious stones	410	10	1,647
Watches, clocks, silverware	703	10	1,647
Novelty and costume jewelry	74	9	1,157
Cameras, photo equipment and supplies	(1)	2	(x)
Optical goods, frames, lenses	(1)	3	(x)
Luggage and leather goods	(1)	4	(x)
Radios, television sets and parts	(1)	1	(x)
Household appliances	(1)	3	(x)
Other sales	247	...	...
Not analyzing merchandise line sales	153	2	...
Small single unit stores	699	22	...
	DAYTON, OHIO		
Large stores and multiunits			
Analyzing merchandise line sales, total	2,913	15	...
Jewelry (exc. items below)	580	13	2,390
Diamonds and precious stones	850	14	2,796
Watches, clocks, silverware	796	14	2,796
Novelty and costume jewelry	126	11	2,259
Cameras, photo equipment and supplies	(1)	2	(x)
Optical goods, frames, lenses	...	...	...
Luggage and leather goods	(1)	4	(x)
Radios, television sets and parts	126	9	1,923
Household appliances	116	9	1,894
Other sales	319	...	...
Not analyzing merchandise line sales	...	...	...
Small single unit stores	1,400	38	...
	DENVER, COLO.		
Large stores and multiunits			
Analyzing merchandise line sales, total	3,640	21	...
Jewelry (exc. items below)	754	21	3,640
Diamonds and precious stones	967	20	3,566
Watches, clocks, silverware	990	21	3,640
Novelty and costume jewelry	310	7	3,446
Cameras, photo equipment and supplies	65	8	1,676
Optical goods, frames, lenses	89	6	1,079
Luggage and leather goods	41	6	1,091
Radios, television sets and parts	(1)	3	(x)
Household appliances	67	8	1,452
Other sales	357	...	...
Not analyzing merchandise line sales	845	4	...
Small single unit stores	2,386	94	...
	DETROIT, MICH.		
Large stores and multiunits			
Analyzing merchandise line sales, total	18,485	106	...
Jewelry (exc. items below)	4,036	97	17,288
Diamonds and precious stones	4,045	89	15,910
Watches, clocks, silverware	4,561	93	16,451
Novelty and costume jewelry	1,408	74	11,960
Cameras, photo equipment and supplies	158	38	6,757
Optical goods, frames, lenses	870	42	8,731
Luggage and leather goods	263	35	5,731
Radios, television sets and parts	652	57	10,378
Household appliances	803	61	10,004
Other sales	1,689	...	...
Not analyzing merchandise line sales	475	6	...
Small single unit stores	8,225	272	...
	FRESNO, CALIF.		
Large stores and multiunits			
Analyzing merchandise line sales, total	2,006	17	...
Jewelry (exc. items below)	312	15	1,866
Diamonds and precious stones	599	15	1,957
Watches, clocks, silverware	644	15	1,957
Novelty and costume jewelry	157	13	1,635
Cameras, photo equipment and supplies	(1)	1	(x)
Optical goods, frames, lenses	(1)	2	(x)
Luggage and leather goods	...	...	...
Radios, television sets and parts	(1)	3	(x)
Household appliances	65	7	1,243
Other sales	229	...	...
Not analyzing merchandise line sales	...	...	...
Small single unit stores	932	38	...
	HARRISBURG, PA.		
Large stores and multiunits			
Analyzing merchandise line sales, total	[illegible]	16	...
Jewelry (exc. items below)	[illegible]	16	[illegible]
Diamonds and precious stones	[illegible]	16	[illegible]
Watches, clocks, silverware	[illegible]	16	[illegible]
Novelty and costume jewelry	[illegible]	[illegible]	[illegible]
Cameras, photo equipment and supplies	[illegible]	[illegible]	[illegible]
Optical goods, frames, lenses	[illegible]	[illegible]	[illegible]
Luggage and leather goods	[illegible]	[illegible]	[illegible]
Radios, television sets and parts	[illegible]	[illegible]	[illegible]
Household appliances	[illegible]	[illegible]	[illegible]
Other sales	[illegible]	[illegible]	...
Not analyzing merchandise line sales	[illegible]	[illegible]	...
Small single unit stores	[illegible]	[illegible]	...
	HARTFORD, CONN.		
Large stores and multiunits			
Analyzing merchandise line sales, total	2,529	10	...
Jewelry (exc. items below)	638	9	2,[illegible]
Diamonds and precious stones	439	8	1,925
Watches, clocks, silverware	712	10	2,529
Novelty and costume jewelry	85	6	1,074
Cameras, photo equipment and supplies	[illegible]	4	(x)
Optical goods, frames, lenses	[illegible]	3	(x)
Luggage and leather goods	[illegible]	2	(x)
Radios, television sets and parts	[illegible]	4	(x)
Household appliances	85	6	1,[illegible]
Other sales	520	...	...
Not analyzing merchandise line sales	[illegible]	[illegible]	...
Small single unit stores	[illegible]	[illegible]	...
	HOUSTON, TEX.		
Large stores and multiunits			
Analyzing merchandise line sales, total	9,310	34	...
Jewelry (exc. items below)	959	21	7,775
Diamonds and precious stones	2,560	32	9,051
Watches, clocks, silverware	3,617	33	9,204
Novelty and costume jewelry	274	24	6,313
Cameras, photo equipment and supplies	[illegible]	[illegible]	(x)
Optical goods, frames, lenses	[illegible]	2	(x)
Luggage and leather goods	116	22	4,885
Radios, television sets and parts	316	19	4,421
Household appliances	167	14	2,233
Other sales	1,401	...	...
Not analyzing merchandise line sales	900	1	...
Small single unit stores	1,708	93	...
	INDIANAPOLIS, IND.		
Large stores and multiunits			
Analyzing merchandise line sales, total	6,538	21	...
Jewelry (exc. items below)	421	16	4,091
Diamonds and precious stones	1,485	17	6,001
Watches, clocks, silverware	1,980	19	6,527
Novelty and costume jewelry	455	13	4,437
Cameras, photo equipment and supplies	195	5	2,340
Optical goods, frames, lenses	(1)	3	(x)
Luggage and leather goods	(1)	4	(x)
Radios, television sets and parts	229	9	3,705
Household appliances	664	13	5,798
Other sales	1,109	...	...
Not analyzing merchandise line sales	...	...	...
Small single unit stores	1,547	42	...
	JACKSONVILLE, FLA.		
Large stores and multiunits			
Analyzing merchandise line sales, total	2,653	12	...
Jewelry (exc. items below)	284	9	1,875
Diamonds and precious stones	425	8	2,449
Watches, clocks, silverware	749	12	2,653
Novelty and costume jewelry	288	8	2,511
Cameras, photo equipment and supplies	(1)	3	(x)
Optical goods, frames, lenses	(1)	4	(x)
Luggage and leather goods	29	7	1,111
Radios, television sets and parts	(1)	4	(x)
Household appliances	165	5	1,646
Other sales	713	...	...
Not analyzing merchandise line sales	236	1	...
Small single unit stores	636	22	...

Table 24E.—MERCHANDISE LINE SALES OF LARGE STORES AND MULTIUNITS—MISCELLANEOUS KINDS OF BUSINESS—KIND OF BUSINESS, FOR SELECTED STANDARD METROPOLITAN AREAS: 1948—Continued

[See text for explanatory material]

Kind of business and merchandise line	Merchandise line sales (Thousand dollars)	Stores reporting merchandise line: Number	Stores reporting merchandise line: Total sales (Thousand dollars)	Merchandise line sales (Thousand dollars)	Stores reporting merchandise line: Number	Stores reporting merchandise line: Total sales (Thousand dollars)	Merchandise line sales (Thousand dollars)	Stores reporting merchandise line: Number	Stores reporting merchandise line: Total sales (Thousand dollars)	Merchandise line sales (Thousand dollars)	Stores reporting merchandise line: Number	Stores reporting merchandise line: Total sales (Thousand dollars)	Merchandise line sales (Thousand dollars)	Stores reporting merchandise line: Number	Stores reporting merchandise line: Total sales (Thousand dollars)
JEWELRY STORES	KANSAS CITY, MO.			KNOXVILLE, TENN.			LOS ANGELES, CALIF.			LOUISVILLE, KY.			MEMPHIS, TENN.		
Large stores and multiunits															
Analyzing merchandise line sales, total	8,607	24	...	2,788	13	...	33,081	222	...	3,685	21	...	5,359	16	...
Jewelry (exc. items below)	1,527	19	7,951	503	12	2,772	4,981	190	28,688	497	17	1,973	756	13	5,079
Diamonds and precious stones	1,949	20	8,014	748	12	2,688	8,263	187	31,400	1,064	20	3,680	1,288	15	5,308
Watches, clocks, silverware	2,595	23	8,487	807	12	2,688	10,336	204	31,999	1,168	21	3,685	1,922	15	5,308
Novelty and costume jewelry	322	17	7,267	107	9	2,166	1,633	135	23,989	443	19	3,633	161	11	4,482
Cameras, photo equipment and supplies	93	6	4,260	(1)	2	(x)	782	41	13,184	8	5	857	(1)	3	(x)
Optical goods, frames, lenses	370	9	5,008	(1)	2	(x)	476	16	7,404	(1)	4	(x)	(1)	3	(x)
Luggage and leather goods	81	9	5,619	27	6	1,765	334	39	10,290	44	6	1,050	101	6	4,333
Radios, television sets and parts	237	8	4,507	138	6	1,749	1,262	79	17,577	116	5	1,409	114	5	2,826
Household appliances	427	7	4,365	142	6	1,765	2,038	86	19,360	(1)	3	(x)	(1)	4	(x)
Other sales	1,006	...	...	316	...	...	2,976	...	...	345	...	...	1,017	...	...
Not analyzing merchandise line sales	150	2	...	...	...	...	1,134	8	...	...	...	...	480	1	...
Small single unit stores	1,808	79	...	454	15	...	15,036	602	...	1,232	41	...	899	28	...
	MIAMI, FLA.			MILWAUKEE, WIS.			MINNEAPOLIS-ST. PAUL, MINN.			NASHVILLE, TENN.			NEW ORLEANS, LA.		
Large stores and multiunits															
Analyzing merchandise line sales, total	3,520	21	...	5,167	30	...	7,235	46	...	2,188	14	...	7,973	27	...
Jewelry (exc. items below)	753	15	2,593	580	20	3,787	880	37	6,544	443	13	2,009	870	23	6,645
Diamonds and precious stones	818	17	2,803	1,406	29	4,690	1,868	37	6,491	514	13	1,858	1,901	27	7,973
Watches, clocks, silverware	1,113	18	3,218	2,050	30	5,167	2,724	40	6,798	819	14	2,188	2,549	27	7,973
Novelty and costume jewelry	255	14	1,999	322	27	3,688	628	32	5,977	210	12	1,731	681	27	7,973
Cameras, photo equipment and supplies	(1)	1	(x)	(1)	3	(x)	13	5	282	(1)	3	(x)	43	5	1,780
Optical goods, frames, lenses	(1)	2	(x)	70	8	1,003	147	12	1,158	...	...	...	39	5	994
Luggage and leather goods	(1)	3	(x)	9	8	923	44	7	2,608	...	...	...	125	10	5,012
Radios, television sets and parts	(1)	2	(x)	21	6	1,110	32	10	1,147	(1)	2	(x)	112	9	2,433
Household appliances	(1)	3	(x)	129	12	1,689	134	13	1,708	...	...	...	134	8	2,059
Other sales	581	...	...	580	...	...	765	...	...	202	...	...	1,519	...	...
Not analyzing merchandise line sales	...	...	...	...	...	...	643	2	...	142	1	...	...	...	...
Small single unit stores	2,439	81	...	2,959	113	...	3,297	114	...	611	14	...	1,189	52	...
	NEW YORK-NORTHEASTERN NEW JERSEY			NORFOLK-PORTSMOUTH, VA.			OKLAHOMA CITY, OKLA.			OMAHA, NEBR.			PEORIA, ILL.		
Large stores and multiunits—															
Analyzing merchandise line sales, total	90,429	384	...	3,346	22	...	3,731	11	...	2,651	14	...	1,327	10	...
Jewelry (exc. items below)	20,490	317	79,384	463	21	3,339	469	11	3,731	413	12	2,455	298	10	1,327
Diamonds and precious stones	18,037	267	69,023	757	21	3,339	1,049	11	3,731	672	13	2,604	341	8	1,115
Watches, clocks, silverware	28,636	314	84,338	1,136	21	3,339	1,294	11	3,731	812	13	2,604	340	8	1,115
Novelty and costume jewelry	4,202	185	36,071	130	16	2,122	277	11	3,731	169	13	2,604	26	5	558
Cameras, photo equipment and supplies	530	41	9,986	20	7	1,013	(1)	3	(x)	(1)	1	(x)	...	...	...
Optical goods, frames, lenses	862	72	19,788	175	6	898	...	...	...	(1)	4	(x)	(1)	1	(x)
Luggage and leather goods	663	43	26,924	16	11	1,589	(1)	4	(x)	35	6	1,887	(1)	2	(x)
Radios, television sets and parts	3,929	115	30,354	116	14	2,659	102	5	2,568	64	7	1,767	(1)	2	(x)
Household appliances	3,428	97	26,279	84	14	1,974	(1)	4	(x)	180	9	1,755	(1)	4	(x)
Other sales	9,652	...	...	449	...	...	540	...	...	306	...	...	322	...	...
Not analyzing merchandise line sales	2,009	10	...	160	2	...	...	...	...	13	1	...	143	1	...
Small single unit stores	35,950	1,391	...	551	20	...	629	20	...	1,229	34	...	817	22	...
	PHILADELPHIA, PA.			PHOENIX, ARIZ.			PITTSBURGH, PA.			PORTLAND, OREG.			PROVIDENCE, R.I.		
Large stores and multiunits—															
Analyzing merchandise line sales, total	16,299	73	...	2,090	10	...	13,366	82	...	6,583	27	...	4,990	19	...
Jewelry (exc. items below)	1,900	62	13,429	285	8	1,952	3,671	75	12,057	1,120	22	6,132	548	12	3,150
Diamonds and precious stones	3,247	59	13,210	409	9	2,075	2,808	66	11,933	1,607	24	6,495	829	18	4,329
Watches, clocks, silverware	6,610	63	15,859	783	10	2,090	3,102	69	12,236	1,592	24	6,495	1,630	19	4,990
Novelty and costume jewelry	717	38	7,933	148	6	1,630	611	45	7,533	218	13	3,248	366	18	4,329
Cameras, photo equipment and supplies	203	12	2,407	(1)	3	(x)	292	29	5,597	(1)	2	(x)	41	7	1,246
Optical goods, frames, lenses	181	9	1,596	(1)	2	(x)	92	11	1,400	(1)	3	(x)	48	8	1,721
Luggage and leather goods	157	18	7,919	...	...	...	136	35	5,485	(1)	4	(x)	103	9	2,809
Radios, television sets and parts	388	23	4,085	(1)	2	(x)	738	40	7,668	(1)	4	(x)	139	11	2,450
Household appliances	174	22	3,574	(1)	4	(x)	725	37	6,492	434	12	3,136	153	13	2,838
Other sales	2,722	...	...	465	...	...	1,191	...	...	1,612	...	...	1,133	...	...
Not analyzing merchandise line sales	527	3	...	...	...	...	1,013	4	...	...	...	...	...	...	...
Small single unit stores	10,494	418	...	756	33	...	7,224	234	...	1,684	65	...	1,389	53	...
	RICHMOND, VA.			ROCHESTER, N.Y.			SACRAMENTO, CALIF.			ST. LOUIS, MO.			SAN ANTONIO, TEX.		
Large stores and multiunits—															
Analyzing merchandise line sales, total	2,333	10	...	2,772	14	...	2,834	16	...	9,156	46	...	5,075	13	...
Jewelry (exc. items below)	451	10	2,333	436	12	2,685	558	14	2,747	2,129	37	8,458	546	10	3,866
Diamonds and precious stones	684	10	2,333	443	12	2,754	830	15	2,654	2,495	35	8,136	1,637	13	5,075
Watches, clocks, silverware	651	10	2,333	847	14	2,772	907	15	2,654	2,324	35	8,212	1,767	13	5,075
Novelty and costume jewelry	136	7	1,999	207	11	2,561	156	12	2,250	857	27	6,996	244	11	4,581
Cameras, photo equipment and supplies	(1)	2	(x)	(1)	2	(x)	(1)	2	(x)	(1)	2	(x)	(1)	3	(x)
Optical goods, frames, lenses	(1)	3	(x)	40	5	1,239	(1)	2	(x)	341	14	1,849	41	5	2,942
Luggage and leather goods	15	5	808	2	5	1,018	(1)	3	(x)	(1)	4	(x)	52	7	3,826
Radios, television sets and parts	111	8	1,660	140	9	1,486	(1)	3	(x)	151	7	1,533	116	7	3,018
Household appliances	56	5	931	238	8	1,381	52	5	1,270	118	9	1,776	176	7	3,188
Other sales	229	...	...	419	...	...	331	...	...	741	...	...	496	...	...
Not analyzing merchandise line sales	...	...	...	...	...	...	...	...	...	...	...	...	...	...	...
Small single unit stores	1,024	23	...	1,679	69	...	591	20	...	5,407	190	...	520	29	...

See footnotes at end of table.

Table 24E.—MERCHANDISE LINE SALES OF LARGE STORES AND MULTIUNITS—MISCELLANEOUS KINDS OF BUSINESS—KIND OF BUSINESS, FOR SELECTED STANDARD METROPOLITAN AREAS: 1948—Continued

[See text for explanatory material]

Column heads for each area: Merchandise line sales (Thousand dollars); Stores reporting merchandise line: Number; Total sales (Thousand dollars)

JEWELRY STORES

Kind of business and merchandise line	SAN DIEGO, CALIF. Merchandise line sales	Number	Total sales	SAN FRANCISCO-OAKLAND, CALIF. Merchandise line sales	Number	Total sales	SAN JOSE, CALIF. Merchandise line sales	Number	Total sales	SEATTLE, WASH. Merchandise line sales	Number	Total sales	SPRINGFIELD-HOLYOKE, MASS. Merchandise line sales	Number	Total sales
Large stores and multiunits															
Analyzing merchandise line sales, total	3,129	17	...	17,801	85	...	2,205	11	...	7,474	19	...	2,168	16	...
Jewelry (exc. items below)	[illegible]	13	2,8[illegible]	[illegible]	73	16,472	340	11	2,205	575	15	6,310	364	10	1,472
Diamonds and precious stones	[illegible]	16	3,[illegible]	5,110	69	16,657	670	10	2,098	1,701	19	7,474	455	15	2,048
Watches, clocks, silverware	1,[illegible]98	15	3,118	5,657	78	17,306	625	11	2,205	2,762	19	7,474	642	15	2,048
Novelty and costume jewelry	143	9	2,627	808	58	14,629	123	5	1,542	359	13	6,046	142	14	1,875
Cameras, photo equipment and supplies	(1)	4	(x)	[illegible]	15	5,634	...	...	...	155	6	4,526	(1)	4	(x)
Optical goods, frames, lenses	(1)	2	(x)	245	12	5,057	(1)	1	(x)	(1)	3	(x)	65	5	499
Luggage and leather goods	26	7	2,53[illegible]	138	24	10,023	...	...	...	(1)	3	(x)	(1)	2	(x)
Radios, television sets and parts	84	9	2,56[illegible]	463	26	9,906	(1)	3	(x)	210	7	3,240	71	5	1,036
Household appliances	65	7	1,0[illegible]	[illegible]	31	12,407	152	5	1,546	555	12	6,255	90	6	1,053
Other sales	713	...	...	1,361	...	...	295	...	...	1,157	...	...	339	...	...
Not analyzing merchandise line sales	150	1	...	1,200	7	...	237	1	...	382	2	...	...	...	...
Small single unit stores	1,699	57	...	9,090	327	...	940	33	...	2,253	79	...	1,383	53	...

Kind of business and merchandise line	STOCKTON, CALIF. Merchandise line sales	Number	Total sales	TACOMA, WASH. Merchandise line sales	Number	Total sales	TAMPA-ST. PETERSBURG, FLA. Merchandise line sales	Number	Total sales	TOLEDO, OHIO Merchandise line sales	Number	Total sales	TRENTON, N.J. Merchandise line sales	Number	Total sales
Large stores and multiunits															
Analyzing merchandise line sales, total	1,873	13	...	2,717	11	...	2,806	19	...	4,334	10	...	1,822	14	...
Jewelry (exc. items below)	299	13	1,873	387	10	2,716	674	15	2,214	582	10	4,334	543	14	1,822
Diamonds and precious stones	611	13	1,873	440	8	2,412	763	17	2,655	999	10	4,334	237	13	1,665
Watches, clocks, silverware	675	13	1,873	622	8	2,412	802	16	2,690	1,278	10	4,334	546	14	1,822
Novelty and costume jewelry	127	11	1,585	93	5	2,077	274	16	2,448	198	7	2,858	62	12	1,331
Cameras, photo equipment and supplies	(1)	1	(x)	(1)	4	(x)	(1)	3	(x)	(1)	4	(x)	(1)	4	(x)
Optical goods, frames, lenses	(1)	2	(x)	(1)	1	(x)	...	...	...	(1)	3	(x)	(1)	1	(x)
Luggage and leather goods	(1)	2	(x)	(1)	4	(x)	37	7	1,721	114	6	3,092	(1)	4	(x)
Radios, television sets and parts	(1)	2	(x)	225	5	1,715	(1)	3	(x)	178	6	2,295	67	9	879
Household appliances	(1)	1	(x)	(1)	3	(x)	(1)	4	(x)	120	6	2,295	154	8	988
Other sales	161	...	...	950	...	...	256	...	...	865	...	...	213	...	...
Not analyzing merchandise line sales	120	1	...	154	1	...	243	1	...	979	6	...	...	...	...
Small single unit stores	930	31	...	573	22	...	718	35	...	836	32	...	648	28	...

Kind of business and merchandise line	UTICA-ROME, N.Y. Merchandise line sales	Number	Total sales	WASHINGTON, D.C. Merchandise line sales	Number	Total sales	WHEELING, W. VA.-STEUBENVILLE, OHIO Merchandise line sales	Number	Total sales	WILKES-BARRE-HAZLETON, PA. Merchandise line sales	Number	Total sales	WILMINGTON, DEL. Merchandise line sales	Number	Total sales
Large stores and multiunits															
Analyzing merchandise line sales, total	1,290	19	...	13,644	51	...	2,460	13	...	2,231	12	...	1,766	10	...
Jewelry (exc. items below)	197	18	1,157	1,934	42	11,629	1,009	13	2,460	346	11	1,904	347	10	1,766
Diamonds and precious stones	135	17	1,120	3,518	47	13,269	285	8	1,716	447	11	1,948	353	10	1,766
Watches, clocks, silverware	480	18	1,253	4,184	49	13,364	411	8	1,716	567	12	2,231	579	10	1,766
Novelty and costume jewelry	127	14	947	608	36	11,614	104	8	1,716	95	6	969	90	7	1,101
Cameras, photo equipment and supplies	28	8	582	213	12	4,587	(1)	3	(x)	(1)	2	(x)	(1)	3	(x)
Optical goods, frames, lenses	(1)	3	(x)	245	8	3,164	(1)	1	(x)	(1)	3	(x)	(1)	3	(x)
Luggage and leather goods	26	6	518	88	17	6,888	(1)	4	(x)	(1)	3	(x)	(1)	4	(x)
Radios, television sets and parts	65	9	600	711	21	7,888	(1)	3	(x)	162	8	1,548	57	5	929
Household appliances	152	9	697	415	18	6,354	(1)	3	(x)	285	8	1,548	(1)	4	(x)
Other sales	80	...	...	1,728	...	...	651	...	...	329	...	...	340	...	...
Not analyzing merchandise line sales	...	...	...	...	...	...	...	...	...	...	...	...	...	...	...
Small single unit stores	1,289	40	...	3,161	104	...	984	41	...	991	42	...	883	26	...

Kind of business and merchandise line	WORCESTER, MASS. Merchandise line sales	Number	Total sales	YOUNGSTOWN, OHIO Merchandise line sales	Number	Total sales
Large stores and multiunits						
Analyzing merchandise line sales, total	1,885	10	...	3,660	19	...
Jewelry (exc. items below)	308	10	1,885	853	17	3,241
Diamonds and precious stones	351	10	1,885	762	16	3,356
Watches, clocks, silverware	694	10	1,885	865	18	3,500
Novelty and costume jewelry	71	7	1,452	714	14	2,636
Cameras, photo equipment and supplies	51	5	1,136	157	8	2,193
Optical goods, frames, lenses	(1)	1	(x)	...	...	...
Luggage and leather goods	(1)	4	(x)	43	9	1,865
Radios, television sets and parts	84	5	1,155	398	11	2,409
Household appliances	84	5	1,155	[illegible]	7	1,325
Other sales	242	...	...	[illegible]	...	...
Not analyzing merchandise line sales	...	...	...	[illegible]	2	...
Small single unit stores	403	[illegible]	...	[illegible]	64	...

[illegible]

Table 24E.—MERCHANDISE LINE SALES OF LARGE STORES AND MULTIUNITS—MISCELLANEOUS KINDS OF BUSINESS—KIND OF BUSINESS, FOR SELECTED STANDARD METROPOLITAN AREAS: 1948—Continued

[See text for explanatory material]

Kind of business and merchandise line	Merchandise line sales (Thousand dollars)	Stores reporting merchandise line: Number	Stores reporting merchandise line: Total sales (Thousand dollars)
	ATLANTA, GA.		
BOOK STORES			
Large stores and multiunits—			
Analyzing merchandise line sales, total	3,152	12	...
Books	2,602	12	3,142
Stationery, printed forms, office supplies	(1)	4	(x)
Rare books and manuscripts	...	...	...
Second-hand books	...	...	...
Book rentals	(1)	4	(x)
Gifts, novelties, souvenirs, toys	...	...	...
Newspapers and magazines	(1)	3	(x)
Other sales	549	...	...
Not analyzing merchandise line sales	86	1	...
Small single unit stores	242	7	...
	BOSTON, MASS.		
Large stores and multiunits—			
Analyzing merchandise line sales, total	6,217	49	...
Books	4,828	49	6,217
Stationery, printed forms, office supplies	256	11	1,910
Rare books and manuscripts	(1)	1	(x)
Second-hand books	73	18	702
Book rentals	191	21	1,273
Gifts, novelties, souvenirs, toys	50	9	958
Newspapers and magazines	503	7	2,047
Other sales	316	...	...
Not analyzing merchandise line sales	345	4	...
Small single unit stores	1,065	42	...
	CHICAGO, ILL.		
Large stores and multiunits—			
Analyzing merchandise line sales, total	18,127	37	...
Books	15,364	33	17,274
Stationery, printed forms, office supplies	727	14	3,633
Rare books and manuscripts	161	5	1,728
Second-hand books	308	6	814
Book rentals	(1)	4	(x)
Gifts, novelties, souvenirs, toys	(1)	2	(x)
Newspapers and magazines	459	10	1,364
Other sales	1,108	...	...
Not analyzing merchandise line sales	334	1	...
Small single unit stores	2,276	99	...
	CLEVELAND, OHIO		
Large stores and multiunits—			
Analyzing merchandise line sales, total	3,276	14	...
Books	2,429	12	2,973
Stationery, printed forms, office supplies	(1)	2	(x)
Rare books and manuscripts	...	...	...
Second-hand books	...	...	...
Book rentals	(1)	2	(x)
Gifts, novelties, souvenirs, toys	(1)	3	(x)
Newspapers and magazines	461	7	1,414
Other sales	386	...	...
Not analyzing merchandise line sales	...	...	...
Small single unit stores	248	9	...
	DALLAS, TEX.		
Large stores and multiunits—			
Analyzing merchandise line sales, total	4,822	10	...
Books	4,677	10	4,822
Stationery, printed forms, office supplies	...	...	...
Rare books and manuscripts	...	...	...
Second-hand books	...	...	...
Book rentals	...	...	...
Gifts, novelties, souvenirs, toys	...	...	...
Newspapers and magazines	(1)	2	(x)
Other sales	145	...	...
Not analyzing merchandise line sales	1	1	...
Small single unit stores	116	10	...
	DETROIT, MICH.		
Large stores and multiunits—			
Analyzing merchandise line sales, total	2,636	12	...
Books	1,904	10	2,275
Stationery, printed forms, office supplies	...	...	...
Rare books and manuscripts	...	...	...
Second-hand books	...	...	...
Book rentals	...	...	...
Gifts, novelties, souvenirs, toys	(1)	2	(x)
Newspapers and magazines	(1)	4	(x)
Other sales	732	...	...
Not analyzing merchandise line sales	...	...	...
Small single unit stores	518	31	...
	LOS ANGELES, CALIF.		
Large stores and multiunits—			
Analyzing merchandise line sales, total	10,838	34	...
Books	9,378	33	10,426
Stationery, printed forms, office supplies	623	9	1,918
Rare books and manuscripts	(1)	1	(x)
Second-hand books	(1)	4	(x)
Book rentals	(1)	4	(x)
Gifts, novelties, souvenirs, toys	(1)	2	(x)
Newspapers and magazines	789	8	2,040
Other sales	48	...	...
Not analyzing merchandise line sales	225	3	...
Small single unit stores	2,104	123	...
	NEW YORK-NORTHEASTERN NEW JERSEY		
Large stores and multiunits—			
Analyzing merchandise line sales, total	59,401	118	...
Books	46,691	112	58,950
Stationery, printed forms, office supplies	1,204	24	9,535
Rare books and manuscripts	541	11	6,838
Second-hand books	477	12	1,689
Book rentals	143	14	2,526
Gifts, novelties, souvenirs, toys	432	17	3,100
Newspapers and magazines	8,074	17	19,475
Other sales	1,839	...	...
Not analyzing merchandise line sales	844	7	...
Small single unit stores	9,870	387	...
	PHILADELPHIA, PA.		
Large stores and multiunits—			
Analyzing merchandise line sales, total	6,063	24	...
Books	4,996	24	6,063
Stationery, printed forms, office supplies	77	5	353
Rare books and manuscripts	(1)	1	(x)
Second-hand books	(1)	1	(x)
Book rentals	(1)	1	(x)
Gifts, novelties, souvenirs, toys	...	...	...
Newspapers and magazines	656	5	996
Other sales	334	...	...
Not analyzing merchandise line sales	2	3	...
Small single unit stores	5,969	177	...
	SAN FRANCISCO-OAKLAND, CALIF.		
Large stores and multiunits—			
Analyzing merchandise line sales, total	7,868	21	...
Books	7,199	19	7,801
Stationery, printed forms, office supplies	(1)	2	(x)
Rare books and manuscripts	(1)	2	(x)
Second-hand books	(1)	3	(x)
Book rentals	(1)	2	(x)
Gifts, novelties, souvenirs, toys	(1)	2	(x)
Newspapers and magazines	412	7	1,286
Other sales	257	...	...
Not analyzing merchandise line sales	545	5	...
Small single unit stores	1,254	56	...
	WASHINGTON, D.C.		
Large stores and multiunits—			
Analyzing merchandise line sales, total	4,505	21	...
Books	3,658	19	4,020
Stationery, printed forms, office supplies	(1)	3	(x)
Rare books and manuscripts	(1)	1	(x)
Second-hand books	...	...	...
Book rentals	106	10	1,055
Gifts, novelties, souvenirs, toys	(1)	1	(x)
Newspapers and magazines	(1)	2	(x)
Other sales	741	...	...
Not analyzing merchandise line sales	...	...	...
Small single unit stores	580	27	...

See footnotes at end of table.

Table 24E.—MERCHANDISE LINE SALES OF LARGE STORES AND MULTIUNITS—MISCELLANEOUS KINDS OF BUSINESS—KIND OF BUSINESS, FOR SELECTED STANDARD METROPOLITAN AREAS: 1948—Continued

[See text for explanatory material]

Kind of business and merchandise line	Merchandise line sales (Thousand dollars)	Stores reporting merchandise line: Number	Stores reporting merchandise line: Total sales (Thousand dollars)	Merchandise line sales (Thousand dollars)	Stores reporting merchandise line: Number	Stores reporting merchandise line: Total sales (Thousand dollars)	Merchandise line sales (Thousand dollars)	Stores reporting merchandise line: Number	Stores reporting merchandise line: Total sales (Thousand dollars)	Merchandise line sales (Thousand dollars)	Stores reporting merchandise line: Number	Stores reporting merchandise line: Total sales (Thousand dollars)	Merchandise line sales (Thousand dollars)	Stores reporting merchandise line: Number	Stores reporting merchandise line: Total sales (Thousand dollars)
	BALTIMORE, MD.			BOSTON, MASS.			CHICAGO, ILL.			CINCINNATI, OHIO			CLEVELAND, OHIO		
STATIONERY STORES															
Large stores and multiunits															
Analyzing merchandise line sales, total	1,216	10	...	6,798	35	...	7,844	46	...	1,278	10	...	4,024	16	...
Stationery, printed forms, office supplies	1,[illegible]	10	1,934	4,858	35	6,798	6,012	46	7,844	914	10	1,278	2,710	16	4,024
Typewriters	[illegible]	2	(x)	103	7	998	98	12	3,351	(1)	2	(x)	(1)	1	(x)
Office machines	[illegible]	2	(x)	108	7	1,676	79	10	2,482	(1)	2	(x)	...	...	...
Machine rentals and repairs	...	...	...	(1)	4	(x)	(1)	4	(x)	(1)	3	(x)	(1)	1	(x)
Commercial furniture, fixtures—nonwood	[illegible]	7	1,448	(1)	4	(x)	431	17	4,611	112	5	723	47	10	2,113
Commercial furniture, fixtures—wood	(1)	4	(x)	(1)	4	(x)	364	17	4,380	(1)	2	(x)	...	...	...
Printing on order	240	6	1,392	842	14	3,676	94	10	2,225	142	6	532	(1)	2	(x)
Books	...	...	...	(1)	2	(x)	54	10	650	(1)	2	(x)	604	10	2,113
Gifts, novelties, souvenirs, toys	[illegible]	1	(x)	199	8	2,149	138	10	585	(1)	2	(x)	218	9	2,003
Newspapers and magazines	...	...	...	(1)	3	(x)	(1)	4	(x)	(1)	1	(x)	...	...	...
Other sales	167	...	...	671	...	...	624	...	...	110	...	...	445	...	...
Not analyzing merchandise line sales	...	...	...	111	1	...	1,864	8	...	...	...	...	...	...	...
Small single unit stores	624	10	...	2,761	35	...	5,476	225	...	378	13	...	321	20	...
	DETROIT, MICH.			LOS ANGELES, CALIF.			MIAMI, FLA.			NEW YORK-NORTHEASTERN NEW JERSEY			PHILADELPHIA, PA.		
Large stores and multiunits															
Analyzing merchandise line sales, total	5,609	16	...	7,196	51	...	1,742	10	...	24,246	147	...	7,710	32	...
Stationery, printed forms, office supplies	3,388	16	5,609	4,642	51	7,196	1,094	10	1,742	17,458	147	24,246	4,609	32	7,710
Typewriters	(1)	3	(x)	75	7	741	(1)	3	(x)	295	29	5,191	(1)	4	(x)
Office machines	(1)	3	(x)	54	5	801	(1)	4	(x)	196	14	3,027	(1)	4	(x)
Machine rentals and repairs	...	...	...	67	5	618	(1)	1	(x)	48	9	1,722	(1)	2	(x)
Commercial furniture, fixtures—nonwood	456	9	3,860	200	10	2,678	328	9	1,624	272	17	3,298	450	10	3,871
Commercial furniture, fixtures—wood	474	9	3,860	407	8	2,015	203	9	1,632	201	11	2,476	491	6	3,058
Printing on order	928	10	2,505	628	18	3,092	(1)	2	(x)	2,112	75	11,799	748	16	4,579
Books	(1)	2	(x)	265	9	1,288	...	...	...	263	17	2,206	(1)	2	(x)
Gifts, novelties, souvenirs, toys	(1)	4	(x)	254	13	1,120	(1)	1	(x)	751	27	3,815	(1)	2	(x)
Newspapers and magazines	(1)		(x)	96	6	727	...	...	...	249	14	1,479	...	...	...
Other sales	313	...	...	668	...	...	112	...	...	1,461	...	...	612	...	...
Not analyzing merchandise line sales	...	...	...	288	1	...	...	...	...	350	3	...	...	...	...
Small single unit stores	688	29	...	5,[illegible]57	203	...	350	16	...	21,781	733	...	2,452	88	...
	ST. LOUIS, MO.			SAN FRANCISCO-OAKLAND, CALIF.			SEATTLE, WASH.			WASHINGTON, D.C.					
Large stores and multiunits															
Analyzing merchandise line sales, total	1,970	10	...	4,744	32	...	1,407	11	...	4,960	13	...			
Stationery, printed forms, office supplies	1,[illegible]	10	1,970	4,171	32	5,744	1,050	11	1,407	4,115	13	4,960			
Typewriters	(1)	4	(x)	45	5	586	(1)	2	(x)	(1)	1	(x)			
Office machines	(1)	2	(x)	25	5	998	(1)	3	(x)	(1)	1	(x)			
Machine rentals and repairs	[illegible]	3	(x)	12	5	621	(1)	1	(x)	...	...	...			
Commercial furniture, fixtures—nonwood	144	5	1,280	261	8	1,662	(1)	4	(x)	305	9	3,572			
Commercial furniture, fixtures—wood	(1)	4	(x)	71	5	1,227	30	5	440	281	7	3,239			
Printing on order	1631	6	1,[illegible]77	333	13	2,690	(1)	3	(x)	149	5	2,672			
Books	[illegible]	3	(x)	91	5	688	119	6	910	...	...	...			
Gifts, novelties, souvenirs, toys	1[illegible]	2	(x)	287	8	1,344	(1)	2	(x)	(1)	1	(x)			
Newspapers and magazines	(1)	2	(x)	(1)	4	(x)	...	...	...	...	...	...			
Other sales	436	...	...	468	...	...	208	...	...	110	...	...			
Not analyzing merchandise line sales	...	...	...	[illegible]	1	...	...	...	...	86	2	...			
Small single unit stores	[illegible]	9	...	2,[illegible]43	94	...	426	13	...	[illegible]19	15	...			

[illegible] [illegible] [illegible]

Table 24E.—MERCHANDISE LINE SALES OF LARGE STORES AND MULTIUNITS—MISCELLANEOUS KINDS OF BUSINESS—KIND OF BUSINESS, FOR SELECTED STANDARD METROPOLITAN AREAS: 1948—Continued

[See text for explanatory material]

Kind of business and merchandise line	Merchandise line sales (Thousand dollars)	Stores reporting merchandise line: Number	Stores reporting merchandise line: Total sales (Thousand dollars)	Merchandise line sales (Thousand dollars)	Stores reporting merchandise line: Number	Stores reporting merchandise line: Total sales (Thousand dollars)	Merchandise line sales (Thousand dollars)	Stores reporting merchandise line: Number	Stores reporting merchandise line: Total sales (Thousand dollars)	Merchandise line sales (Thousand dollars)	Stores reporting merchandise line: Number	Stores reporting merchandise line: Total sales (Thousand dollars)	Merchandise line sales (Thousand dollars)	Stores reporting merchandise line: Number	Stores reporting merchandise line: Total sales (Thousand dollars)
	ALBANY-SCHENECTADY-TROY, N.Y.			BOSTON, MASS.			BUFFALO, N.Y.			CHICAGO, ILL.			CLEVELAND, OHIO		
SPORTING GOODS STORES															
Large stores and multiunits—															
Analyzing merchandise line sales, total	2,620	12	...	2,947	14	...	1,297	12	...	9,578	31	...	1,956	12	...
Sporting goods, games, toys	1,701	12	2,620	2,650	14	2,947	1,018	12	1,297	7,764	31	9,578	1,779	12	1,956
Cameras, photo equipment and supplies	(1)	2	(x)	(1)	2	(x)	(1)	1	(x)	218	5	5,650	...	...	...
Luggage and leather goods	(1)	2	(x)	(1)	3	(x)	...	...	...	(1)	4	(x)	...	...	...
Bicycles, parts and supplies	88	5	879	(1)	2	(x)	...	...	...	(1)	3	(x)	...	...	...
Radios, television sets and parts	119	6	994	(1)	1	(x)	(1)	1	(x)	(1)	2	(x)	(1)	1	(x)
Household appliances	211	5	879	(1)	1	(x)	(1)	1	(x)	(1)	2	(x)	...	...	...
Other sales	501	...	...	297	...	...	279	...	...	1,596	...	...	177	...	...
Not analyzing merchandise line sales	...	...	...	825	2	...	...	...	...	188	1	...	...	...	...
Small single unit stores	685	27	...	1,292	45	...	1,132	46	...	5,299	205	...	882	43	...
	DETROIT, MICH.			LOS ANGELES, CALIF.			NEW YORK-NORTHEASTERN NEW JERSEY			PHILADELPHIA, PA.			PITTSBURGH, PA.		
Large stores and multiunits															
Analyzing merchandise line sales, total	4,475	12	...	4,448	59	...	21,388	85	...	4,575	21	...	1,956	10	...
Sporting goods, games, toys	3,588	12	4,475	3,595	59	4,448	15,232	85	21,388	3,342	21	4,575	1,848	10	1,956
Cameras, photo equipment and supplies	(1)	1	(x)	(1)	2	(x)	507	11	8,543	270	6	2,133	...	...	...
Luggage and leather goods	(1)	2	(x)	(1)	1	(x)	729	8	7,901	42	8	1,247	(1)	2	(x)
Bicycles, parts and supplies	...	...	...	(1)	3	(x)	33	6	561	(1)	4	(x)	...	...	...
Radios, television sets and parts	(1)	2	(x)	(1)	1	(x)	(1)	2	(x)	438	7	3,061	...	...	...
Household appliances	(1)	2	(x)	...	...	...	(1)	1	(x)	(1)	4	(x)	(1)	1	(x)
Other sales	887	...	...	853	...	...	4,887	...	...	483	...	...	108	...	...
Not analyzing merchandise line sales	...	...	...	134	2	...	...	...	...	20	1	...	...	...	...
Small single unit stores	2,143	80	...	6,023	232	...	10,719	413	...	3,066	108	...	1,675	68	...
	SAN DIEGO, CALIF.			SAN FRANCISCO-OAKLAND, CALIF.			SEATTLE, WASH.								
Large stores and multiunits—															
Analyzing merchandise line sales, total	1,161	13	...	2,828	22	...	3,011	11	...						
Sporting goods, games, toys	1,095	13	1,161	2,415	22	2,828	2,177	11	3,011						
Cameras, photo equipment and supplies	...	...	...	...	...	...	(1)	1	(x)						
Luggage and leather goods	...	...	...	(1)	3	(x)	...	...	...						
Bicycles, parts and supplies	...	...	...	(1)	2	(x)	(1)	2	(x)						
Radios, television sets and parts	...	...	...	...	...	...	...	...	...						
Household appliances	...	...	...	(1)	1	(x)	(1)	1	(x)						
Other sales	66	...	...	413	...	...	834	...	...						
Not analyzing merchandise line sales	176	1	...	...	...	...	...	...	...						
Small single unit stores	986	48	...	3,466	126	...	1,016	50	...						

See footnotes at end of table.

Table 24E.—MERCHANDISE LINE SALES OF LARGE STORES AND MULTIUNITS—MISCELLANEOUS KINDS OF BUSINESS—KIND OF BUSINESS, FOR SELECTED STANDARD METROPOLITAN AREAS: 1948—Continued

[See text for explanatory material]

Kind of business and merchandise line	Merchandise line sales (Thousand dollars)	Stores reporting merchandise line: Number	Stores reporting merchandise line: Total sales (Thousand dollars)
ATLANTA, GA.			
FLORISTS			
Large stores and multiunits—			
Analyzing merchandise line sales, total	1,085	12	...
Cut flowers, wreaths, displays	961	12	1,085
Potted growing plants	234	12	1,085
Seeds, bulbs, nursery stock	...	...	...
Pottery and giftware	92	12	1,085
Other sales	8	...	...
Not analyzing merchandise line sales	...	...	...
Small single unit stores	1,402	63	...
BALTIMORE, MD.			
Large stores and multiunits—			
Analyzing merchandise line sales, total	1,805	24	...
Cut flowers, wreaths, displays	1,518	24	1,805
Potted growing plants	159	20	880
Seeds, bulbs, nursery stock	63	6	481
Pottery and giftware	62	12	695
Other sales	3	...	...
Not analyzing merchandise line sales	...	...	...
Small single unit stores	2,706	155	...
BIRMINGHAM, ALA.			
Large stores and multiunits—			
Analyzing merchandise line sales, total	661	10	...
Cut flowers, wreaths, displays	597	10	661
Potted growing plants	48	5	430
Seeds, bulbs, nursery stock	(1)	1	(x)
Pottery and giftware	(1)	2	(x)
Other sales	16	...	...
Not analyzing merchandise line sales	...	...	...
Small single unit stores	462	54	...
BOSTON, MASS.			
Large stores and multiunits—			
Analyzing merchandise line sales, total	1,736	32	...
Cut flowers, wreaths, displays	1,317	32	1,736
Potted growing plants	290	26	1,548
Seeds, bulbs, nursery stock	39	11	736
Pottery and giftware	52	18	1,190
Other sales	38	...	...
Not analyzing merchandise line sales	466	4	...
Small single unit stores	5,535	278	...
CHICAGO, ILL.			
Large stores and multiunits—			
Analyzing merchandise line sales, total	6,428	80	...
Cut flowers, wreaths, displays	4,289	75	5,825
Potted growing plants	1,048	65	5,574
Seeds, bulbs, nursery stock	445	24	2,367
Pottery and giftware	296	40	3,581
Other sales	350	...	...
Not analyzing merchandise line sales	675	5	...
Small single unit stores	15,148	712	...
CINCINNATI, OHIO			
Large stores and multiunits—			
Analyzing merchandise line sales, total	1,331	21	...
Cut flowers, wreaths, displays	904	21	1,331
Potted growing plants	256	15	1,282
Seeds, bulbs, nursery stock	13	6	472
Pottery and giftware	80	11	949
Other sales	78	...	...
Not analyzing merchandise line sales	...	...	...
Small single unit stores	1,545	71	...
CLEVELAND, OHIO			
Large stores and multiunits—			
Analyzing merchandise line sales, total	1,937	26	...
Cut flowers, wreaths, displays	1,516	26	1,937
Potted growing plants	172	19	1,365
Seeds, bulbs, nursery stock	(1)	4	(x)
Pottery and giftware	76	16	1,016
Other sales	173	...	...
Not analyzing merchandise line sales	...	...	...
Small single unit stores	4,535	218	...
DALLAS, TEX.			
Large stores and multiunits—			
Analyzing merchandise line sales, total	1,339	26	...
Cut flowers, wreaths, displays	985	24	1,306
Potted growing plants	188	16	876
Seeds, bulbs, nursery stock	74	8	577
Pottery and giftware	73	15	954
Other sales	19	...	...
Not analyzing merchandise line sales	...	...	...
Small single unit stores	1,499	70	...
DAYTON, OHIO			
Large stores and multiunits—			
Analyzing merchandise line sales, total	876	13	...
Cut flowers, wreaths, displays	651	13	876
Potted growing plants	108	12	852
Seeds, bulbs, nursery stock	(1)	3	(x)
Pottery and giftware	52	8	802
Other sales	65	...	...
Not analyzing merchandise line sales	30	1	...
Small single unit stores	291	16	...
DETROIT, MICH.			
Large stores and multiunits—			
Analyzing merchandise line sales, total	2,159	32	...
Cut flowers, wreaths, displays	1,691	31	2,122
Potted growing plants	268	21	1,400
Seeds, bulbs, nursery stock	61	7	530
Pottery and giftware	86	13	1,052
Other sales	53	...	...
Not analyzing merchandise line sales	605	4	...
Small single unit stores	6,520	343	...
LOS ANGELES, CALIF.			
Large stores and multiunits—			
Analyzing merchandise line sales, total	4,521	86	...
Cut flowers, wreaths, displays	3,363	83	4,409
Potted growing plants	519	57	3,967
Seeds, bulbs, nursery stock	199	15	831
Pottery and giftware	373	49	3,380
Other sales	72	...	...
Not analyzing merchandise line sales	148	4	...
Small single unit stores	8,610	535	...
MIAMI, FLA.			
Large stores and multiunits—			
Analyzing merchandise line sales, total	1,115	14	...
Cut flowers, wreaths, displays	920	14	1,115
Potted growing plants	147	9	518
Seeds, bulbs, nursery stock	(1)	2	(x)
Pottery and giftware	(1)	4	(x)
Other sales	48	...	...
Not analyzing merchandise line sales	...	...	...
Small single unit stores	1,063	61	...
MINNEAPOLIS-ST. PAUL, MINN.			
Large stores and multiunits—			
Analyzing merchandise line sales, total	2,086	21	...
Cut flowers, wreaths, displays	1,426	21	2,086
Potted growing plants	328	18	2,022
Seeds, bulbs, nursery stock	58	12	1,515
Pottery and giftware	127	17	1,819
Other sales	147	...	...
Not analyzing merchandise line sales	17	2	...
Small single unit stores	1,270	54	...
NEW YORK-NORTHEASTERN NEW JERSEY			
Large stores and multiunits—			
Analyzing merchandise line sales, total	12,281	176	...
Cut flowers, wreaths, displays	9,667	171	12,225
Potted growing plants	1,654	119	8,076
Seeds, bulbs, nursery stock	119	30	1,809
Pottery and giftware	495	75	5,638
Other sales	346	...	...
Not analyzing merchandise line sales	196	5	...
Small single unit stores	34,367	1,650	...
PHILADELPHIA, PA.			
Large stores and multiunits—			
Analyzing merchandise line sales, total	2,536	34	...
Cut flowers, wreaths, displays	1,925	34	2,536
Potted growing plants	422	19	1,651
Seeds, bulbs, nursery stock	32	7	337
Pottery and giftware	107	16	1,247
Other sales	50	...	...
Not analyzing merchandise line sales	253	1	...
Small single unit stores	8,967	502	...
PITTSBURGH, PA.			
Large stores and multiunits—			
Analyzing merchandise line sales, total	2,212	31	...
Cut flowers, wreaths, displays	1,592	29	2,066
Potted growing plants	488	29	1,869
Seeds, bulbs, nursery stock	34	5	275
Pottery and giftware	37	14	835
Other sales	61	...	...
Not analyzing merchandise line sales	163	2	...
Small single unit stores	5,339	218	...
PORTLAND, OREG.			
Large stores and multiunits—			
Analyzing merchandise line sales, total	1,232	14	...
Cut flowers, wreaths, displays	965	14	1,232
Potted growing plants	212	14	1,232
Seeds, bulbs, nursery stock	(1)	3	(x)
Pottery and giftware	42	9	973
Other sales	23	...	...
Not analyzing merchandise line sales	39	1	...
Small single unit stores	1,255	63	...
ROCHESTER, N. Y.			
Large stores and multiunits—			
Analyzing merchandise line sales, total	1,103	16	...
Cut flowers, wreaths, displays	895	16	1,103
Potted growing plants	131	14	1,007
Seeds, bulbs, nursery stock	...	...	...
Pottery and giftware	63	12	857
Other sales	14	...	...
Not analyzing merchandise line sales	...	...	...
Small single unit stores	722	41	...
ST. LOUIS, MO.			
Large stores and multiunits—			
Analyzing merchandise line sales, total	2,495	19	...
Cut flowers, wreaths, displays	1,783	19	2,495
Potted growing plants	403	16	2,457
Seeds, bulbs, nursery stock	16	5	205
Pottery and giftware	290	15	2,104
Other sales	3	...	...
Not analyzing merchandise line sales	...	...	...
Small single unit stores	3,891	184	...
SAN FRANCISCO-OAKLAND, CALIF.			
Large stores and multiunits—			
Analyzing merchandise line sales, total	1,332	26	...
Cut flowers, wreaths, displays	1,124	26	1,332
Potted growing plants	94	13	591
Seeds, bulbs, nursery stock	(1)	4	(x)
Pottery and giftware	73	14	790
Other sales	41	...	...
Not analyzing merchandise line sales	1,015	2	...
Small single unit stores	5,890	267	...
WASHINGTON, D. C.			
Large stores and multiunits—			
Analyzing merchandise line sales, total	2,683	22	...
Cut flowers, wreaths, displays	1,988	22	2,683
Potted growing plants	438	20	2,651
Seeds, bulbs, nursery stock	87	12	1,518
Pottery and giftware	102	18	1,999
Other sales	68	...	...
Not analyzing merchandise line sales	129	3	...
Small single unit stores	2,428	107	...

See footnotes at end of table.

Table 24E.—MERCHANDISE LINE SALES OF LARGE STORES AND MULTIUNITS—MISCELLANEOUS KINDS OF BUSINESS—KIND OF BUSINESS, FOR SELECTED STANDARD METROPOLITAN AREAS: 1948—Continued

[See text for explanatory material]

Kind of business and merchandise line	Merchandise line sales (Thousand dollars)	Stores reporting merchandise line: Number	Stores reporting merchandise line: Total sales (Thousand dollars)
AKRON, OHIO			
CIGAR STORES AND STANDS			
Large stores and multiunits—			
Analyzing merchandise line sales, total	1,215	10	...
Cigars, cigarettes, tobacco	1,122	10	1,215
Candy, nuts, confectionery	32	6	93
Fountain and meals	(1)	1	(x)
Canned goods, other groceries	...	...	...
Other sales	61	...	...
Not analyzing merchandise line sales	...	...	...
Small single unit stores	495	21	...
ALBANY-SCHENECTADY-TROY, N. Y.			
Large stores and multiunits—			
Analyzing merchandise line sales, total	2,544	13	...
Cigars, cigarettes, tobacco	2,390	13	2,544
Candy, nuts, confectionery	137	10	1,390
Fountain and meals	(1)	2	(x)
Canned goods, other groceries	(1)	1	(x)
Other sales	322	...	...
Not analyzing merchandise line sales	...	...	...
Small single unit stores	1,496	93	...
ALLENTOWN-BETHLEHEM-EASTON, PA.			
Large stores and multiunits—			
Analyzing merchandise line sales, total	1,314	14	...
Cigars, cigarettes, tobacco	1,181	14	1,314
Candy, nuts, confectionery	44	10	678
Fountain and meals	(1)	2	(x)
Canned goods, other groceries	...	...	...
Other sales	91	...	...
Not analyzing merchandise line sales	1	1	...
Small single unit stores	454	21	...
BALTIMORE, MD.			
Large stores and multiunits—			
Analyzing merchandise line sales, total	2,561	19	...
Cigars, cigarettes, tobacco	2,213	19	2,561
Candy, nuts, confectionery	77	6	1,159
Fountain and meals	341	5	441
Canned goods, other groceries	(1)	1	(x)
Other sales	124	...	...
Not analyzing merchandise line sales	...	...	...
Small single unit stores	957	51	...
BOSTON, MASS.			
Large stores and multiunits—			
Analyzing merchandise line sales, total	14,344	74	...
Cigars, cigarettes, tobacco	12,987	74	14,344
Candy, nuts, confectionery	340	29	3,338
Fountain and meals	351	5	915
Canned goods, other groceries	(1)	3	(x)
Other sales	666	...	...
Not analyzing merchandise line sales	666	3	...
Small single unit stores	5,812	294	...
BUFFALO, N. Y.			
Large stores and multiunits—			
Analyzing merchandise line sales, total	3,540	33	...
Cigars, cigarettes, tobacco	2,356	33	3,540
Candy, nuts, confectionery	153	24	1,376
Fountain and meals	(1)	3	(x)
Canned goods, other groceries	(1)	4	(x)
Other sales	431	...	...
Not analyzing merchandise line sales	...	...	...
Small single unit stores	2,060	114	...
CHICAGO, ILL.			
Large stores and multiunits—			
Analyzing merchandise line sales, total	19,310	175	...
Cigars, cigarettes, tobacco	16,261	175	19,310
Candy, nuts, confectionery	637	92	6,822
Fountain and meals	133	11	1,433
Canned goods, other groceries	(1)	2	(x)
Other sales	1,869	...	...
Not analyzing merchandise line sales	...	...	...
Small single unit stores	8,429	441	...
CINCINNATI, OHIO			
Large stores and multiunits—			
Analyzing merchandise line sales, total	3,326	34	...
Cigars, cigarettes, tobacco	3,005	34	3,326
Candy, nuts, confectionery	104	26	873
Fountain and meals	16	6	95
Canned goods, other groceries	...	...	...
Other sales	201	...	...
Not analyzing merchandise line sales	...	...	...
Small single unit stores	618	47	...
CLEVELAND, OHIO			
Large stores and multiunits—			
Analyzing merchandise line sales, total	5,045	45	...
Cigars, cigarettes, tobacco	4,498	45	5,045
Candy, nuts, confectionery	185	33	1,399
Fountain and meals	68	21	387
Canned goods, other groceries	(1)	1	(x)
Other sales	314	...	...
Not analyzing merchandise line sales	...	...	...
Small single unit stores	1,554	81	...
DAVENPORT, IOWA-ROCK ISLAND-MOLINE, ILL.			
Large stores and multiunits—			
Analyzing merchandise line sales, total	1,508	19	...
Cigars, cigarettes, tobacco	1,014	19	1,508
Candy, nuts, confectionery	(1)	4	(x)
Fountain and meals	427	12	1,281
Canned goods, other groceries	(1)	2	(x)
Other sales	67	...	...
Not analyzing merchandise line sales	...	...	...
Small single unit stores	472	18	...
DENVER, COLO.			
Large stores and multiunits—			
Analyzing merchandise line sales, total	1,393	10	...
Cigars, cigarettes, tobacco	1,258	10	1,393
Candy, nuts, confectionery	32	5	205
Fountain and meals	...	...	...
Canned goods, other groceries	...	...	...
Other sales	103	...	...
Not analyzing merchandise line sales	...	...	...
Small single unit stores	600	29	...
DES MOINES, IOWA.			
Large stores and multiunits—			
Analyzing merchandise line sales, total	399	13	...
Cigars, cigarettes, tobacco	373	13	399
Candy, nuts, confectionery	7	6	152
Fountain and meals	(1)	1	(x)
Canned goods, other groceries	...	...	...
Other sales	19	...	...
Not analyzing merchandise line sales	...	...	...
Small single unit stores	133	9	...
DETROIT, MICH.			
Large stores and multiunits—			
Analyzing merchandise line sales, total	7,116	30	...
Cigars, cigarettes, tobacco	6,657	30	7,116
Candy, nuts, confectionery	134	9	1,539
Fountain and meals	(1)	1	(x)
Canned goods, other groceries	(1)	2	(x)
Other sales	325	...	...
Not analyzing merchandise line sales	...	...	...
Small single unit stores	2,130	113	...
FORT WORTH, TEX.			
Large stores and multiunits—			
Analyzing merchandise line sales, total	596	14	...
Cigars, cigarettes, tobacco	532	14	596
Candy, nuts, confectionery	(1)	3	(x)
Fountain and meals	(1)	2	(x)
Canned goods, other groceries	(1)	2	(x)
Other sales	64	...	...
Not analyzing merchandise line sales	...	...	...
Small single unit stores	291	16	...
HARTFORD, CONN.			
Large stores and multiunits—			
Analyzing merchandise line sales, total	2,782	13	...
Cigars, cigarettes, tobacco	2,545	13	2,782
Candy, nuts, confectionery	62	10	2,187
Fountain and meals	(1)	1	(x)
Canned goods, other groceries	...	...	...
Other sales	175	...	...
Not analyzing merchandise line sales	...	...	...
Small single unit stores	699	32	...
HOUSTON, TEX.			
Large stores and multiunits—			
Analyzing merchandise line sales, total	765	15	...
Cigars, cigarettes, tobacco	424	15	765
Candy, nuts, confectionery	144	15	765
Fountain and meals	(1)	2	(x)
Canned goods, other groceries	(1)	4	(x)
Other sales	197	...	...
Not analyzing merchandise line sales	...	...	...
Small single unit stores	427	23	...
INDIANAPOLIS, IND.			
Large stores and multiunits—			
Analyzing merchandise line sales, total	765	10	...
Cigars, cigarettes, tobacco	663	10	765
Candy, nuts, confectionery	67	10	765
Fountain and meals	...	...	...
Canned goods, other groceries	...	...	...
Other sales	35	...	...
Not analyzing merchandise line sales	...	...	...
Small single unit stores	466	30	...
KANSAS CITY, MO.			
Large stores and multiunits—			
Analyzing merchandise line sales, total	1,090	10	...
Cigars, cigarettes, tobacco	1,026	10	1,090
Candy, nuts, confectionery	(1)	2	(x)
Fountain and meals	...	...	...
Canned goods, other groceries	...	...	...
Other sales	64	...	...
Not analyzing merchandise line sales	...	...	...
Small single unit stores	714	44	...
LOS ANGELES, CALIF.			
Large stores and multiunits—			
Analyzing merchandise line sales, total	11,205	63	...
Cigars, cigarettes, tobacco	10,392	63	11,205
Candy, nuts, confectionery	104	28	1,570
Fountain and meals	(1)	2	(x)
Canned goods, other groceries	(1)	1	(x)
Other sales	707	...	...
Not analyzing merchandise line sales	...	...	...
Small single unit stores	3,809	224	...
MINNEAPOLIS-ST. PAUL, MINN.			
Large stores and multiunits—			
Analyzing merchandise line sales, total	2,182	22	...
Cigars, cigarettes, tobacco	1,927	22	2,182
Candy, nuts, confectionery	91	11	597
Fountain and meals	...	...	...
Canned goods, other groceries	(1)	3	(x)
Other sales	164	...	...
Not analyzing merchandise line sales	190	1	...
Small single unit stores	1,216	53	...
NEW ORLEANS, LA.			
Large stores and multiunits—			
Analyzing merchandise line sales, total	2,923	16	...
Cigars, cigarettes, tobacco	2,578	16	2,923
Candy, nuts, confectionery	95	13	592
Fountain and meals	79	7	283
Canned goods, other groceries	(1)	1	(x)
Other sales	171	...	...
Not analyzing merchandise line sales	14	1	...
Small single unit stores	94	5	...
NEW YORK-NORTHEASTERN NEW JERSEY			
Large stores and multiunits—			
Analyzing merchandise line sales, total	63,998	352	...
Cigars, cigarettes, tobacco	55,041	352	63,998
Candy, nuts, confectionery	3,149	152	22,909
Fountain and meals	834	36	3,697
Canned goods, other groceries	316	7	792
Other sales	4,658	...	...
Not analyzing merchandise line sales	1,028	4	...
Small single unit stores	89,929	4,616	...
OMAHA, NEBR.			
Large stores and multiunits—			
Analyzing merchandise line sales, total	854	20	...
Cigars, cigarettes, tobacco	663	20	854
Candy, nuts, confectionery	79	16	757
Fountain and meals	(1)	1	(x)
Canned goods, other groceries	...	...	...
Other sales	112	...	...
Not analyzing merchandise line sales	...	...	...
Small single unit stores	538	23	...
PHILADELPHIA, PA.			
Large stores and multiunits—			
Analyzing merchandise line sales, total	14,291	109	...
Cigars, cigarettes, tobacco	11,632	109	14,291
Candy, nuts, confectionery	989	74	6,569
Fountain and meals	292	8	1,017
Canned goods, other groceries	(1)	4	(x)
Other sales	1,378	...	...
Not analyzing merchandise line sales	...	...	...
Small single unit stores	13,082	1,036	...
PITTSBURGH, PA.			
Large stores and multiunits—			
Analyzing merchandise line sales, total	6,423	35	...
Cigars, cigarettes, tobacco	5,990	35	6,423
Candy, nuts, confectionery	201	10	1,310
Fountain and meals	(1)	1	(x)
Canned goods, other groceries	(1)	1	(x)
Other sales	232	...	...
Not analyzing merchandise line sales	...	...	...
Small single unit stores	3,049	140	...
ST. LOUIS, MO.			
Large stores and multiunits—			
Analyzing merchandise line sales, total	7,080	46	...
Cigars, cigarettes, tobacco	6,513	46	7,080
Candy, nuts, confectionery	187	13	771
Fountain and meals	(1)	3	(x)
Canned goods, other groceries	(1)	3	(x)
Other sales	380	...	...
Not analyzing merchandise line sales	163	2	...
Small single unit stores	1,323	82	...
SAN FRANCISCO-OAKLAND, CALIF.			
Large stores and multiunits—			
Analyzing merchandise line sales, total	10,849	109	...
Cigars, cigarettes, tobacco	8,915	109	10,849
Candy, nuts, confectionery	226	49	3,992
Fountain and meals	40	5	185
Canned goods, other groceries	170	7	600
Other sales	1,498	...	...
Not analyzing merchandise line sales	782	6	...
Small single unit stores	5,664	315	...
SEATTLE, WASH.			
Large stores and multiunits—			
Analyzing merchandise line sales, total	1,511	23	...
Cigars, cigarettes, tobacco	951	23	1,511
Candy, nuts, confectionery	143	19	1,230
Fountain and meals	(1)	3	(x)
Canned goods, other groceries	(1)	2	(x)
Other sales	617	...	...
Not analyzing merchandise line sales	...	...	...
Small single unit stores	718	49	...
TAMPA-ST. PETERSBURG, FLA.			
Large stores and multiunits—			
Analyzing merchandise line sales, total	2,532	13	...
Cigars, cigarettes, tobacco	2,318	13	2,532
Candy, nuts, confectionery	36	6	377
Fountain and meals	111	5	402
Canned goods, other groceries	...	...	...
Other sales	67	...	...
Not analyzing merchandise line sales	...	...	...
Small single unit stores	466	27	...
TOLEDO, OHIO			
Large stores and multiunits—			
Analyzing merchandise line sales, total	1,186	14	...
Cigars, cigarettes, tobacco	1,033	14	1,186
Candy, nuts, confectionery	54	11	427
Fountain and meals	(1)	4	(x)
Canned goods, other groceries	...	...	...
Other sales	99	...	...
Not analyzing merchandise line sales	...	...	...
Small single unit stores	571	33	...

See footnotes at end of table.

Table 24E.—MERCHANDISE LINE SALES OF LARGE STORES AND MULTIUNITS—MISCELLANEOUS KINDS OF BUSINESS—KIND OF BUSINESS, FOR SELECTED STANDARD METROPOLITAN AREAS: 1948—Continued

[See text for explanatory material]

Kind of business and merchandise line	[illegible], MASS.			WASHINGTON, D. C.			HUNTINGTON, W. VA.			[illegible], ILL.			[illegible], CALIF.		
	Merchandise line sales (Thousand dollars)	Stores reporting merchandise line: Number	Stores reporting merchandise line: Total sales (Thousand dollars)	Merchandise line sales (Thousand dollars)	Stores reporting merchandise line: Number	Stores reporting merchandise line: Total sales (Thousand dollars)	Merchandise line sales (Thousand dollars)	Stores reporting merchandise line: Number	Stores reporting merchandise line: Total sales (Thousand dollars)	Merchandise line sales (Thousand dollars)	Stores reporting merchandise line: Number	Stores reporting merchandise line: Total sales (Thousand dollars)	Merchandise line sales (Thousand dollars)	Stores reporting merchandise line: Number	Stores reporting merchandise line: Total sales (Thousand dollars)
CIGAR STORES AND STANDS															
Large stores and multiunits															
Analyzing merchandise line sales, total	[illegible]	[illegible]	...	5,981	[illegible]	...	[illegible]	22	...	[illegible]	[illegible]	...	[illegible]	[illegible]	...
Cigars, cigarettes, tobacco	[illegible]	17	2,136	4,541	49	5,981	[illegible]	20	4,966	[illegible]	[illegible]	[illegible]	[illegible]	[illegible]	[illegible]
Candy, nuts, confectionery	[illegible]	8	212	698	35	4,941	124	9	928	[illegible]	[illegible]	[illegible]	[illegible]	[illegible]	[illegible]
Fountain and meals	(1)	2	(x)	424	31	1,425	(1)	4	(x)	[illegible]	[illegible]	[illegible]	[illegible]	[illegible]	[illegible]
Canned goods, other groceries	...	...	...	(1)	1	(x)	(1)	1	(x)	[illegible]	[illegible]	[illegible]	[illegible]	[illegible]	[illegible]
Other sales	29	...	...	318	...	...	376	...	...	[illegible]	[illegible]	[illegible]	[illegible]	[illegible]	[illegible]
Not analyzing merchandise line sales	...	...	...	...	...	...	...	...	...	[illegible]	[illegible]	[illegible]	[illegible]	[illegible]	[illegible]
Small single unit stores	[illegible]	[illegible]	...	[illegible]	[illegible]	...	1,139	33	...	[illegible]	[illegible]	[illegible]	[illegible]	[illegible]	[illegible]

[illegible]

Table 24E.—MERCHANDISE LINE SALES OF LARGE STORES AND MULTIUNITS—MISCELLANEOUS KINDS OF BUSINESS—KIND OF BUSINESS, FOR SELECTED STANDARD METROPOLITAN AREAS: 1948—Continued

[See text for explanatory material]

Kind of business and merchandise line	BOSTON, MASS.			CHICAGO, ILL.			CINCINNATI, OHIO			DETROIT, MICH.			LOS ANGELES, CALIF.		
	Merchandise line sales (Thousand dollars)	Stores reporting merchandise line: Number	Stores reporting merchandise line: Total sales (Thousand dollars)	Merchandise line sales (Thousand dollars)	Stores reporting merchandise line: Number	Stores reporting merchandise line: Total sales (Thousand dollars)	Merchandise line sales (Thousand dollars)	Stores reporting merchandise line: Number	Stores reporting merchandise line: Total sales (Thousand dollars)	Merchandise line sales (Thousand dollars)	Stores reporting merchandise line: Number	Stores reporting merchandise line: Total sales (Thousand dollars)	Merchandise line sales (Thousand dollars)	Stores reporting merchandise line: Number	Stores reporting merchandise line: Total sales (Thousand dollars)
NEWS DEALERS, NEWSSTANDS															
Large stores and multiunits															
Analyzing merchandise line sales, total	4,091	64	...	7,420	72	...	939	10	...	1,113	11	...	3,111	28	...
Newspapers and magazines	2,887	44	4,091	5,441	73	7,420	604	10	939	922	11	1,113	2,399	28	3,111
Stationery, printed forms, office supplies	(1)	4	(x)	132	7	90x	...	...	...	(1)	2	(x)	(1)	3	(x)
Books	(1)	1	(x)	72	9	1,377	(1)	1	(x)	(1)	2	(x)	(1)	4	(x)
Gifts, novelties, souvenirs, toys	122	16	1,350	(1)	4	(x)	14	7	514	(1)	3	(x)	62	9	1,064
Cigars, cigarettes, tobacco	448	31	4,038	841	54	3,686	159	7	514	(1)	4	(x)	251	12	1,139
Candy, nuts, confectionery	207	27	4,148	503	44	2,739	86	7	514	(1)	4	(x)	147	11	1,073
Fountain and meals	162	6	796	(1)	3	(x)	...	...	...	...	...	...	(1)	1	(x)
Other sales	265	...	...	431	...	...	76	...	...	191	...	...	252	...	...
Not analyzing merchandise line sales	204	4	...	388	3	...	...	...	...	35	1	...	281	3	...
Small single unit stores	2,317	71	...	5,044	242	...	417	16	...	648	26	...	2,294	128	...

Kind of business and merchandise line	NEW YORK-NORTHEASTERN NEW JERSEY			PHILADELPHIA, PA.			PITTSBURGH, PA.			SAN FRANCISCO-OAKLAND, CALIF.		
	Merchandise line sales (Thousand dollars)	Stores reporting merchandise line: Number	Stores reporting merchandise line: Total sales (Thousand dollars)	Merchandise line sales (Thousand dollars)	Stores reporting merchandise line: Number	Stores reporting merchandise line: Total sales (Thousand dollars)	Merchandise line sales (Thousand dollars)	Stores reporting merchandise line: Number	Stores reporting merchandise line: Total sales (Thousand dollars)	Merchandise line sales (Thousand dollars)	Stores reporting merchandise line: Number	Stores reporting merchandise line: Total sales (Thousand dollars)
Large stores and multiunits												
Analyzing merchandise line sales, total	27,488	654	...	5,070	101	...	1,916	32	...	2,407	18	...
Newspapers and magazines	19,844	654	27,488	2,669	101	5,070	1,211	32	1,916	1,421	18	2,407
Stationery, printed forms, office supplies	139	12	1,682	(1)	1	(x)	(1)	3	(x)	(1)	4	(x)
Books	(1)	2	(x)	...	...	...	...	...	...	(1)	2	(x)
Gifts, novelties, souvenirs, toys	234	40	1,726	(1)	2	(x)	(1)	2	(x)	73	5	544
Cigars, cigarettes, tobacco	3,204	604	22,452	1,457	94	4,539	281	28	1,403	222	11	1,682
Candy, nuts, confectionery	3,734	599	21,410	625	91	4,301	207	30	1,545	122	9	1,512
Fountain and meals	294	18	1,457	(1)	2	x	(1)	2	(x)	(1)	1	(x)
Other sales	2,039	...	...	319	...	...	217	...	...	569	...	...
Not analyzing merchandise line sales	13	1	...	92	1	...	...	...	...	...	...	...
Small single unit stores	14,076	1,042	...	2,826	153	...	1,446	48	...	1,132	52	...

[illegible]

Table 24E.—MERCHANDISE LINE SALES OF LARGE STORES AND MULTIUNITS—MISCELLANEOUS KINDS OF BUSINESS—KIND OF BUSINESS, FOR SELECTED STANDARD METROPOLITAN AREAS: 1948—Continued

[See text for explanatory material]

Kind of business and merchandise line	Merchandise line sales (Thousand dollars)	Stores reporting merchandise line: Number	Stores reporting merchandise line: Total sales (Thousand dollars)	Merchandise line sales (Thousand dollars)	Stores reporting merchandise line: Number	Stores reporting merchandise line: Total sales (Thousand dollars)	Merchandise line sales (Thousand dollars)	Stores reporting merchandise line: Number	Stores reporting merchandise line: Total sales (Thousand dollars)	Merchandise line sales (Thousand dollars)	Stores reporting merchandise line: Number	Stores reporting merchandise line: Total sales (Thousand dollars)	Merchandise line sales (Thousand dollars)	Stores reporting merchandise line: Number	Stores reporting merchandise line: Total sales (Thousand dollars)
	BALTIMORE, MD.			BOSTON, MASS.			DETROIT, MICH.			DETROIT, MICH.			LOS ANGELES, CALIF.		
GIFT, NOVELTY, SOUVENIR STORES															
Large stores and multiunits—															
Analyzing merchandise line sales, total	328	11	...	1,423	19	...	3,727	25	...	1,114	13	...	2,082	60	...
Gifts, novelties, souvenirs	230	11	328	1,227	19	1,523	2,443	25	3,727	848	13	1,114	1,803	60	2,082
Toys	(1)	4	(x)	(1)	1	(x)	(1)	1	(x)	(1)	2	(x)	58	5	156
Stamps, coins, collectors' supplies	...	...	...	...	...	...	...	...	...	...	...	...	...	...	...
Religious (church) goods	(1)	1	(x)	...	...	...	(1)	1	(x)	(1)	1	(x)	...	...	..
Other sales	42	...	...	207	...	...	384	...	...	266	...	...	221	...	..
Not analyzing merchandise line sales	...	...	...	...	...	...	...	...	...	...	...	...	259	2	.
Small single unit stores	1,170	81	...	3,427	264	...	8,058	685	...	2,734	176	...	7,432	633	...
	NEW ORLEANS, LA.			NEW YORK-NORTHEASTERN NEW JERSEY			PHILADELPHIA, PA.			ST. LOUIS, MO.			SAN FRANCISCO-OAKLAND, CALIF.		
Large stores and multiunits—															
Analyzing merchandise line sales, total	352	11	...	9,089	109	...	1,070	30	...	417	11	...	1,183	30	...
Gifts, novelties, souvenirs	206	11	352	7,598	109	9,089	886	30	1,070	853	11	417	1,003	30	1,183
Toys	...	...	...	531	18	1,660	(1)	3	(x)	(1)	1	(x)	(1)	1	(x)
Stamps, coins, collectors' supplies	...	...	...	(1)	1	(x)	...	...	...	...	...	...	...	...	...
Religious (church) goods	(1)	3	(x)	(1)	3	(x)	...	...	...	...	...	...	...	...	...
Other sales	146	...	...	1,660	...	...	284	...	...	64	...	...	110	...	...
Not analyzing merchandise line sales	...	...	...	393	2	...	...	...	...	...	...	...	...	...	...
Small single unit stores	488	45	...	23,823	1,395	...	6,243	516	...	1,238	130	...	4,107	248	...
	WASHINGTON, D. C.														
Large stores and multiunits—															
Analyzing merchandise line sales, total	618	12	...												
Gifts, novelties, souvenirs	42	2	618												
Toys															
Stamps, coins, collectors' supplies															
Religious (church) goods															
Other sales															
Not analyzing merchandise line sales															
Small single unit stores	2,193	114													

See footnotes at end of table.

Table 24E.—MERCHANDISE LINE SALES OF LARGE STORES AND MULTIUNITS—MISCELLANEOUS KINDS OF BUSINESS—KIND OF BUSINESS, FOR SELECTED STANDARD METROPOLITAN AREAS: 1948—Continued

[See text for explanatory material]

Kind of business and merchandise line	Merchandise line sales (Thousand dollars)	Stores reporting merchandise line: Number	Stores reporting merchandise line: Total sales (Thousand dollars)	Merchandise line sales (Thousand dollars)	Stores reporting merchandise line: Number	Stores reporting merchandise line: Total sales (Thousand dollars)	Merchandise line sales (Thousand dollars)	Stores reporting merchandise line: Number	Stores reporting merchandise line: Total sales (Thousand dollars)	Merchandise line sales (Thousand dollars)	Stores reporting merchandise line: Number	Stores reporting merchandise line: Total sales (Thousand dollars)	Merchandise line sales (Thousand dollars)	Stores reporting merchandise line: Number	Stores reporting merchandise line: Total sales (Thousand dollars)
MUSIC STORES	BALTIMORE, MD.			BOSTON, MASS.			BUFFALO, N. Y.			CHICAGO, ILL.			CLEVELAND, OHIO		
Large stores and multiunits															
Analyzing merchandise line sales, total	1,788	24	...	2,215	17	...	2,475	10	...	15,786	56	...	1,861	12	...
Pianos, musical instruments, phonographs	1,048	11	1,459	2,801	16	4,382	1,302	7	2,145	9,829	31	13,592	1,043	9	1,353
Radios, television sets and parts	112	13	742	529	11	3,602	446	9	2,364	3,548	16	9,025	102	5	974
Phonograph records	578	20	1,139	489	11	3,234	417	9	2,262	1,556	32	4,243	692	8	1,037
Major household appliances	...	...	...	(1)	1	(x)	(1)	4	(x)	55	5	329	...	...	...
Housewares (inc. electric)	(1)	1	(x)	...	...	...	(1)	2	(x)	(1)	3	(x)	...	...	...
Service and repair department	40	6	884	169	10	3,365	65	7	2,145	556	21	10,180	(1)	2	(x)
Other sales	10	...	...	427	...	...	145	...	...	242	...	...	24	...	...
Not analyzing merchandise line sales	...	...	...	141	1	...	...	...	...	...	...	...	...	...	...
Small single unit stores	972	61	...	1,768	80	...	720	27	...	6,434	266	...	1,894	76	...
	DALLAS, TEX.			DAVENPORT, IOWA-ROCK ISLAND-MOLINE, ILL.			DETROIT, MICH.			HOUSTON, TEX.			KANSAS CITY, MO.		
Large stores and multiunits															
Analyzing merchandise line sales, total	2,117	12	...	782	10	...	8,508	34	...	2,847	10	...	3,806	11	...
Pianos, musical instruments, phonographs	1,518	12	2,117	429	9	735	3,762	28	8,265	2,324	9	2,686	2,245	9	3,725
Radios, television sets and parts	(1)	4	(x)	126	5	419	1,711	22	7,395	240	7	1,985	(1)	4	(x)
Phonograph records	(1)	4	(x)	113	5	371	864	27	7,505	(1)	4	(x)	306	8	3,301
Major household appliances	(1)	1	(x)	(1)	2	(x)	694	14	5,957	(1)	1	(x)	(1)	2	(x)
Housewares (inc. electric)	...	...	...	...	...	...	160	14	5,957	...	...	...	(1)	4	(x)
Service and repair department	44	5	1,492	59	6	392	203	23	7,977	(1)	3	(x)	78	5	3,137
Other sales	555	...	...	55	...	...	1,114	...	...	283	...	...	1,177	...	...
Not analyzing merchandise line sales	...	...	...	...	...	...	...	...	...	...	...	...	...	...	...
Small single unit stores	602	23	...	109	6	...	1,912	93	...	617	28	...	298	32	...
	LOS ANGELES, CALIF.			MILWAUKEE, WIS.			MINNEAPOLIS-ST. PAUL, MINN.			NEW YORK-NORTHEASTERN NEW JERSEY			PHILADELPHIA, PA.		
Large stores and multiunits															
Analyzing merchandise line sales, total	11,455	68	...	3,029	14	...	3,811	23	...	15,867	100	...	5,061	31	...
Pianos, musical instruments, phonographs	7,463	42	10,794	2,255	12	2,908	2,929	20	3,650	10,164	70	13,134	3,636	27	4,688
Radios, television sets and parts	2,104	27	7,514	391	8	2,264	331	7	1,687	1,065	26	6,345	229	9	2,309
Phonograph records	1,242	30	7,254	202	7	1,469	336	10	1,620	3,368	59	10,167	924	19	2,343
Major household appliances	123	7	1,562	(1)	1	(x)	(1)	1	(x)	175	8	1,124	...	...	...
Housewares (inc. electric)	(1)	4	(x)	(1)	1	(x)	...	...	...	97	6	964	...	...	...
Service and repair department	238	27	6,244	64	6	1,308	92	5	1,811	514	32	7,537	108	10	3,244
Other sales	285	...	...	117	...	...	123	...	...	484	...	...	164	...	...
Not analyzing merchandise line sales	...	...	...	...	...	...	...	...	...	241	3	...	...	...	...
Small single unit stores	4,941	225	...	1,066	42	...	704	28	...	11,407	559	...	2,739	145	...
	PITTSBURGH, PA.			PORTLAND, OREG.			ST. LOUIS, MO.			SAN FRANCISCO-OAKLAND, CALIF.			WASHINGTON, D. C.		
Large stores and multiunits															
Analyzing merchandise line sales, total	3,359	24	...	1,701	10	...	2,823	11	...	8,027	34	...	4,390	14	...
Pianos, musical instruments, phonographs	2,153	13	2,439	1,249	7	1,621	1,597	7	2,432	5,125	31	7,838	2,205	4	3,233
Radios, television sets and parts	117	11	1,161	(1)	3	(x)	(1)	4	(x)	1,025	13	4,699	605	5	3,277
Phonograph records	853	15	1,418	173	6	1,218	545	8	1,948	864	15	4,854	1,054	13	3,692
Major household appliances	(1)	2	(x)	(1)	1	(x)	...	...	...	531	5	3,600	(1)	1	(x)
Housewares (inc. electric)	(1)	1	(x)	(1)	2	(x)	(1)	1	(x)	7	6	3,754	(1)	3	(x)
Service and repair department	(1)	4	(x)	73	5	1,356	81	6	1,644	318	8	4,256	(1)	4	(x)
Other sales	236	...	...	206	...	...	600	...	...	157	...	...	526	...	...
Not analyzing merchandise line sales	...	...	...	...	...	...	927	2	...	...	...	...	...	...	...
Small single unit stores	1,501	72	...	596	22	...	1,667	73	...	2,660	121	...	613	23	...

See footnotes at end of table.

Table 24E.—MERCHANDISE LINE SALES OF LARGE STORES AND MULTIUNITS—MISCELLANEOUS KINDS OF BUSINESS—KIND OF BUSINESS, FOR SELECTED STANDARD METROPOLITAN AREAS: 1948—Continued

[See text for explanatory material]

Kind of business and merchandise line	Merchandise line sales (Thousand dollars)	Stores reporting merchandise line: Number	Stores reporting merchandise line: Total sales (Thousand dollars)
OPTICAL GOODS STORES	BALTIMORE, MD.		
Large stores and multiunits—			
Analyzing merchandise line sales, total	1,276	12	...
Optical goods, frames, lenses	1,253	12	1,276
Cameras, photo equipment and supplies	...	...	...
Other sales	23	...	...
Not analyzing merchandise line sales	...	...	...
Small single unit stores	640	20	...
	BOSTON, MASS.		
Large stores and multiunits—			
Analyzing merchandise line sales, total	1,192	16	...
Optical goods, frames, lenses	1,005	16	1,192
Cameras, photo equipment and supplies	(1)	4	(x)
Other sales	187	...	...
Not analyzing merchandise line sales	...	...	...
Small single unit stores	721	33	...
	BUFFALO, N. Y.		
Large stores and multiunits—			
Analyzing merchandise line sales, total	914	19	...
Optical goods, frames, lenses	884	19	914
Cameras, photo equipment and supplies	...	...	...
Other sales	30	...	...
Not analyzing merchandise line sales	...	...	...
Small single unit stores	840	40	...
	CHICAGO, ILL.		
Large stores and multiunits—			
Analyzing merchandise line sales, total	2,355	31	...
Optical goods, frames, lenses	2,247	31	2,355
Cameras, photo equipment and supplies	(1)	1	(x)
Other sales	108	...	...
Not analyzing merchandise line sales	12	1	...
Small single unit stores	609	28	...
	CLEVELAND, OHIO		
Large stores and multiunits—			
Analyzing merchandise line sales, total	957	11	...
Optical goods, frames, lenses	923	11	957
Cameras, photo equipment and supplies	...	...	...
Other sales	34	...	...
Not analyzing merchandise line sales	...	...	...
Small single unit stores	400	22	...
	DETROIT, MICH.		
Large stores and multiunits—			
Analyzing merchandise line sales, total	835	13	...
Optical goods, frames, lenses	745	13	835
Cameras, photo equipment and supplies	(1)	1	(x)
Other sales	90	...	...
Not analyzing merchandise line sales	...	...	...
Small single unit stores	558	18	...
	LOS ANGELES, CALIF.		
Large stores and multiunits—			
Analyzing merchandise line sales, total	1,802	30	...
Optical goods, frames, lenses	1,798	30	1,802
Cameras, photo equipment and supplies	...	...	...
Other sales	4	...	...
Not analyzing merchandise line sales	...	...	...
Small single unit stores	651	30	...
	NEW YORK-NORTHEASTERN NEW JERSEY		
Large stores and multiunits—			
Analyzing merchandise line sales, total	5,766	86	...
Optical goods, frames, lenses	5,347	86	5,766
Cameras, photo equipment and supplies	223	10	1,291
Other sales	196	...	...
Not analyzing merchandise line sales	...	...	...
Small single unit stores	5,607	265	...
	PHILADELPHIA, PA.		
Large stores and multiunits—			
Analyzing merchandise line sales, total	2,235	30	...
Optical goods, frames, lenses	2,187	30	2,235
Cameras, photo equipment and supplies	...	...	...
Other sales	48	...	...
Not analyzing merchandise line sales	...	...	...
Small single unit stores	1,505	82	...
	PITTSBURGH, PA.		
Large stores and multiunits—			
Analyzing merchandise line sales, total	513	13	...
Optical goods, frames, lenses	513	13	513
Cameras, photo equipment and supplies	...	...	...
Other sales	...	...	...
Not analyzing merchandise line sales	324	4	...
Small single unit stores	607	19	...
	ST. LOUIS, MO.		
Large stores and multiunits—			
Analyzing merchandise line sales, total	1,252	14	...
Optical goods, frames, lenses	923	14	1,252
Cameras, photo equipment and supplies	(1)	4	(x)
Other sales	329	...	...
Not analyzing merchandise line sales	...	...	...
Small single unit stores	504	19	...
	SAN FRANCISCO OAKLAND, CALIF.		
Large stores and multiunits—			
Analyzing merchandise line sales, total	1,605	28	...
Optical goods, frames, lenses	1,590	28	1,605
Cameras, photo equipment and supplies	...	...	...
Other sales	15	...	...
Not analyzing merchandise line sales	...	...	...
Small single unit stores	466	19	...

See footnotes at end of table.

Table 24E.—MERCHANDISE LINE SALES OF LARGE STORES AND MULTIUNITS—MISCELLANEOUS KINDS OF BUSINESS—KIND OF BUSINESS, FOR SELECTED STANDARD METROPOLITAN AREAS: 1948—Continued

[See text for explanatory material]

Kind of business and merchandise line	Merchandise line sales (Thousand dollars)	Stores reporting merchandise line: Number	Stores reporting merchandise line: Total sales (Thousand dollars)	Merchandise line sales (Thousand dollars)	Stores reporting merchandise line: Number	Stores reporting merchandise line: Total sales (Thousand dollars)	Merchandise line sales (Thousand dollars)	Stores reporting merchandise line: Number	Stores reporting merchandise line: Total sales (Thousand dollars)	Merchandise line sales (Thousand dollars)	Stores reporting merchandise line: Number	Stores reporting merchandise line: Total sales (Thousand dollars)	Merchandise line sales (Thousand dollars)	Stores reporting merchandise line: Number	Stores reporting merchandise line: Total sales (Thousand dollars)
	BALTIMORE, MD.			BOSTON, MASS.			CHICAGO, ILL.			CLEVELAND, OHIO			DETROIT, MICH.		
CAMERA, PHOTOGRAPHIC SUPPLY STORES															
Large stores and multiunits															
Analyzing merchandise line sales, total	[illegible]	1	...	2,[illegible]53	12	...	[illegible]	3[illegible]	...	1,[illegible]	14	...	2,543	11	...
Camera, photo equipment and supplies	[illegible]	1	1,308	2,[illegible]	[illegible]	[illegible]	[illegible]	[illegible]	[illegible]	1,[illegible]	[illegible]	1,935	2,402	11	2,543
Optical goods, frames, lenses	(1)	[illegible]	(x)	...	...	...	(1)	[illegible]	(x)	...	...	...	...	...	...
Luggage and leather goods	...	...	...	...	...	...	...	...	...	...	...	...	...	...	...
Other sales	122	...	...	[illegible]	...	...	[illegible]	...	...	...	...	...	141	...	...
Not analyzing merchandise line sales	...	...	...	...	...	...	[illegible]	1	...	...	...	...	134	1	...
Small single unit stores	[illegible]	[illegible]	...	[illegible]	44	...	[illegible]	[illegible]	...	[illegible]	[illegible]	...	1,802	[illegible]	...
	INDIANAPOLIS, IND.			LOS ANGELES, CALIF.			MIAMI, FLA.			MILWAUKEE, WIS.			MINNEAPOLIS-ST. PAUL, MINN.		
Large stores and multiunits															
Analyzing merchandise line sales, total	1,580	1[illegible]	...	7,[illegible]	65	...	1,[illegible]	14	...	[illegible]	[illegible]	...	1,567	10	...
Camera, photo equipment and supplies	1,336	1[illegible]	1,5[illegible]	[illegible]	65	[illegible]	1,[illegible]	14	1,[illegible]	1,[illegible]	[illegible]	1,[illegible]	1,302	10	1,567
Optical goods, frames, lenses	...	...	...	(1)	1	(x)	(1)	[illegible]	(x)	...	...	...	(1)	1	(x)
Luggage and leather goods	...	...	...	...	...	...	(1)	[illegible]	(x)	...	...	...	...	...	...
Other sales	[illegible]	...	...	[illegible]	...	...	[illegible]	...	...	1[illegible]	...	...	265	...	...
Not analyzing merchandise line sales	...	...	...	...	...	...	...	...	...	...	...	...	1[illegible]3	1	...
Small single unit stores	[illegible]	[illegible]	...	[illegible]	196	...	[illegible]	[illegible]	...	491	1[illegible]	...	[illegible]	[illegible]	...
	NEW YORK-NORTHEASTERN NEW JERSEY			PHILADELPHIA, PA.			SAN FRANCISCO-OAKLAND, CALIF.			WASHINGTON, D.C.					
Large stores and multiunits															
Analyzing merchandise line sales, total	33,847	[illegible]	...	[illegible]	16	...	[illegible]	33	...	[illegible]	14	...			
Camera, photo equipment and supplies	32,157	109	33,847	3,[illegible]	16	[illegible]	3,[illegible]	33	3,858	[illegible]	14	[illegible]			
Optical goods, frames, lenses	(1)	[illegible]	(x)	(1)	1	(x)	(1)	1	(x)	(1)	1	(x)			
Luggage and leather goods	(1)	[illegible]	(x)	(1)	1	(x)	(1)	1	(x)	...	...	...			
Other sales	1,[illegible]	...	...	1,1[illegible]	...	...	[illegible]	...	...	[illegible]	...	...			
Not analyzing merchandise line sales	...	...	...	...	...	...	...	...	...	...	...	...			
Small single unit stores	1[illegible],393	[illegible]	...	[illegible]	[illegible]	...	[illegible]	[illegible]	...	[illegible]	[illegible]	...			

x Withheld to avoid disclosure.
[illegible] combined with "Other sales."
Note. See explanatory material for definitions of Standard Metropolitan Areas.

APPENDIXES

CONTENTS

Appendix		Page
A.	The Census Act of June 19, 1948	25.02
B.	Kind-of-Business Classifications	25.03
C.	Comparison of Kind-of-Business Classification: 1948, 1939, and 1929	25.08
D.	Explanation of Terms	25.12
E.	Report Forms	25.16
F.	Contents of 1948 Census of Business Volumes	25.32
G.	Pattern of Merchandise Lines and Index of Kinds of Business Using Related Lines	25.39

APPENDIXES

APPENDIX A

THE CENSUS ACT OF JUNE 18, 1948

PUBLIC LAW 671--80TH CONGRESS

CHAPTER 503--2D CONGRESS

S. 659.

AN ACT

To provide for the collection and publication of statistics by the Bureau of the Census.

Be it enacted by the Senate and House of Representatives of the United States of America in Congress assembled, That (a) the Director of the Bureau of the Census, hereinafter referred to as the Director and the Bureau, respectively, is authorized and directed to take, compile, and publish the censuses of manufacturers, of mineral industries, and of other businesses, including the distributive trades, service establishments, and transportation (exclusive of means of transportation for which statistics are required by law to be filed with a designated regulatory body), in the year 1949 and every fifth year thereafter, and each such census shall relate to the year immediately preceding the taking thereof: Provided, That the census of manufacturers shall not be taken in 1949. The censuses herein provided for shall include the United States and its Territories and such possessions as may be determined by the Director with the approval of the Secretary of Commerce.

(b) That the Director is further authorized to make such surveys as are deemed necessary to furnish annual and other interim current data on the subjects covered by the censuses provided for in this and other Acts.

Sec. 2. That the following sections of the Act of June 18, 1929 (46 Stat. 21), shall apply to the censuses and surveys authorized by this Act: Section 4, as amended by section 602 of Reorganization Plan Numbered II (53 Stat. 1431), and sections 5, 7, 8, 9, 10, 11, 12, and 19, except that the Director may also authorize the expenditure of necessary sums for travel expenses for attendance at training courses held by the Bureau: Provided, That in connection with any survey conducted by the Director pursuant to section 1 (b) of this Act, the provisions of sections 9 and 10 of the Act of June 18, 1929 (46 Stat. 21), with respect to the answering of questions and furnishing of information, shall apply only to such inquiries as are within the scope of the schedules and of the type and character heretofore used in connection with the taking of complete censuses under the Act of June 18, 1929 (46 Stat. 21), or in connection with any censuses hereafter taken pursuant to section 1 (a) of this Act and the Act of June 18, 1929: Provided further, (a) That sections 9 and 10 of the Act of June 18, 1929 (46 Stat. 21), shall apply to surveys conducted pursuant to section 1 (b) of this Act only after publication of a determination with reasons therefor certified by the Director with the approval of the Secretary of Commerce that the information called for is needed to aid or permit the efficient performance of essential governmental functions or services; or has significant application to the needs of the public, business, or industry and is not publicly available from nongovernmental or other governmental sources; (b) that in the case of any new survey said sections 9 and 10 shall apply only after public notice, given by the Director at least thirty days in advance of requesting a return, that such survey is under consideration; (c) that the provisions of said sections 9 and 10 shall not apply to any survey more frequent than annual conducted pursuant to section 1 (b) of this Act; and (d) that the provisions for imprisonment provided by said sections 9 and 10 shall not apply in connection with any survey conducted pursuant to section 1 (b) of this Act.

Sec. 3. That inquiries, and the number, form, and subdivisions thereof for the censuses and surveys provided for in this Act, shall be determined by the Director, with the approval of the Secretary of Commerce. To the extent that the provisions of this Act conflict with the provisions of any other Act, pertaining to the Bureau of the Census, the provisions of this Act shall control: Provided, That nothing herein shall be deemed to revoke or impair the authority of any other Federal agency with respect to the collection or release of information.

Approved June 18, 1948.

APPENDIX B

KIND-OF-BUSINESS CLASSIFICATIONS

Each retail store was assigned a kind-of-business classification for purposes of preparing summary totals by kinds of business. In general, the kind-of-business classification assigned was based on the analysis which each store reported of its total sales by lines of merchandise. This permitted classification of the report for the entire store into a single kind-of-business category based on the proportion of total sales accounted for by each of the individual lines reported. For some kinds of business, however, such as drug stores, department stores, and variety stores, usual trade designation, rather than the predominant merchandise lines, determine classification.

It should be observed that kind-of-business classifications are not interchangeable with merchandise-line classifications. Food stores, for instance, sell more than food, and food also is sold in other kinds of stores, including department and variety stores. Likewise, apparel, furniture, and drugs are sold in many stores not classified as apparel, furniture, or drug stores.

The kind-of-business classification of each warehouse, administrative office, and auxiliary unit is based on the classification of the stores in the parent organization which it services or of which it is an auxiliary.

The kinds of business defined below are arranged by groups, with special attention given to principal kinds of business within each group. Significant changes in definition since the 1939 Census of Business are noted.

Food Group

The Food Group includes retail establishments primarily engaged in selling food for home preparation and consumption. Establishments primarily engaged in selling prepared food and drinks for consumption on the premises, such as eating and drinking places, are included in classifications under those names, and stores primarily engaged in selling packaged beers and liquors are classified separately as "Liquor stores."

Grocery stores (with or without fresh meat)

These stores are primarily engaged in selling at retail a wide variety of canned or frozen foods, such as vegetables, fruits, and soups, in addition to dry groceries, either packaged or in bulk, such as tea, coffee, cocoa, dried fruits, spices, sugar, flour, and crackers, and other processed food and nonedible grocery items. Smoked and prepared meats, and fresh fish and poultry, fresh vegetables and fruits are also often sold. These stores are classified as "Grocery stores, with fresh meat" or "Grocery stores, without fresh meat" according to whether they do or do not handle fresh meats (frozen or unfrozen).

Meat markets

These are retail establishments primarily engaged in selling fresh meats. They also may sell cured meats, poultry, fish, dairy products, eggs, and other commodities. These stores may butcher animals on their own account, or they may buy from others.

Fish (sea food) markets

These are retail establishments primarily engaged in selling fresh or cured fish, oysters, shellfish, and other sea foods.

Fruit stores, vegetable markets

These are retail establishments primarily engaged in selling fresh fruits and fresh vegetables. They are frequently found in public or municipal markets or are operated as roadside stands. Not included are stands operated by farmers selling only their own produce.

Candy, nut, confectionery stores

These are retail establishments primarily engaged in selling candy, nuts, sweetmeats, and other confections. Operation of a soda fountain or lunch counter is common. Establishments selling merchandise through coin-operated vending machines are included here if their principal line of merchandise is candy, nuts, or other confections.

Dairy products stores

These are retail establishments primarily engaged in selling such dairy products as milk, cream, butter, cheese, ice cream, and related products to over-the-counter customers. This classification is differentiated from milk dealers in method of distribution and not by kind of commodity. Establishments selling these products for immediate or on-premise consumption are classified as "Lunch counters, refreshment stands."

Milk dealers

These are retail establishments primarily engaged in selling milk and cream by daily delivery to the home. They may also sell other dairy products, such as butter, cheese, and eggs, and engage in pasteurizing operations incidental to the distribution of fluid milk. Establishments primarily engaged in the retail route distribution of fluid milk or cream and which also manufacture dairy products are included in this industry. Dealers who sell primarily to retailers or to hotels and restaurants are considered wholesalers.

Bakery products stores

These are single-unit retail establishments primarily engaged in selling bakery products, such as bread, cakes, or pies, whether or not the products are produced on the premises. In addition, bakery products stores of multiunit bakeries with no baking on the premises are included. Bakery products stores are divided into two categories, "Bakery products stores without baking on the premises," and "Bakery products stores with baking on the premises."

Units of multiunit bakeries, which bake on the premises, were not included in the 1948 Business Census. In the 1939 census the classification "Bakeries" included all bakery products stores not baking on the premises, and, in addition, those bakery products stores with baking on the premises, for which 1939 sales were less than $5,000.

Caterers, included with bakeries in the 1939 census, are now classified separately, and are included in the major group "Eating and Drinking Places."

Egg, poultry dealers

These are retail establishments primarily engaged in selling eggs and poultry. These stores may sell live poultry, slaughter and clean poultry for their own account and sell dressed fowl, or sell fowl dressed and cleaned by others.

Delicatessen stores

These are retail establishments primarily engaged in selling cooked foods such as cooked meats, prepared salads, and baked beans, ready for consumption in the home without further preparation. They often carry canned and bottled goods, groceries, beer and wine, and tobacco products, and frequently serve meals.

Other food stores

These are retail establishments primarily engaged in selling specialized foods, such as coffee, tea, spices and health foods. This industry includes house-to-house coffee, tea distributors.

Eating and drinking places

This group includes retail establishments selling prepared foods and drinks for consumption on the premises, and also lunch counters and refreshment stands selling prepared foods and drinks for immediate consumption. Restaurants and lunch counters operated as leased departments with other retail businesses were treated as part of the establishment in which they were located. However, restaurants and lunch counters operated as leased departments or concessions in businesses other than retail, are included in this classification as eating and drinking places.

Restaurants, cafeterias

These are retail establishments primarily engaged in selling complete meals and having full table service facilities.

Caterers

These are retail establishments primarily engaged in the preparation of food, and serving of that food elsewhere.

Lunch counters, refreshment stands

These are retail establishments primarily engaged in selling limited lines of refreshments such as fruit juices, soft drinks, or short-order meals for immediate or on-premise consumption. They do not have full table service facilities. The classification also includes operators primarily engaged in selling soft drinks through coin-operated vending machines.

Drinking places

These are retail establishments primarily engaged in selling drinks such as beer, ale, wine, liquor, and other alcoholic beverages for consumption on the premises, and usually known as bars, beer gardens, cabarets, night clubs, saloons, tap rooms, and taverns. The sale of food frequently accounts for a substantial portion of the receipts of these establishments.

General Merchandise Group, General Stores

This group includes retail stores which sell a number of lines of merchandise such as dry goods, apparel and accessories, furniture and home furnishings, small wares, hardware, and food. The stores included in this group are known as department stores, variety stores, dry goods stores, general merchandise stores, general stores, etc. Mail-order houses in the general merchandise field are included, but not as a separate kind of business.

General stores

These are retail establishments usually located in rural communities and primarily engaged in selling a general line of merchandise of which the most important line is food, and the more important subsidiary lines are notions, apparel, farm supplies, and gasoline. These stores are usually known as country general stores.

Department stores

These are retail stores carrying a general line of apparel, such as suits, coats, dresses, and furnishings; home furnishings, such as furniture, floor coverings, curtains, draperies, linens, major household appliances, and housewares such as table and kitchen appliances, dishes, and utensils. These and other merchandise lines are normally arranged in separate sections or departments with the accounting on a departmentalized basis. The departments and functions are integrated under a single management. Establishments included in this classification must normally employ 25 or more persons.

In the 1939 Census of Business, the size basis for this classification was 1939 sales of $100,000 or more, instead of [illegible] employees.

Dry goods, general merchandise stores

These are retail establishments primarily engaged in selling piece goods, or a combination of men's and women's apparel, dry goods, hardware, homewares or home furnishings, etc. Yarn and notion shops are included in this category. Stores selling commodities covered in the definition for Department Stores, but normally having less than 25 employees, are also included in this industry.

Variety stores

These are retail establishments primarily engaged in selling a variety of merchandise in the low and popular price ranges, such as stationery, gift items, women's accessories, toilet articles, light hardware, toys, housewares, confectionery, etc. These stores frequently are known as "5 and 10 cent" stores and "5 cents to a dollar" stores, although merchandise is usually sold outside these price ranges. Sales usually are made on a cash-and-carry basis with the open selling method of display and customer selection of merchandise.

Apparel Group

This group includes stores primarily engaged in selling clothing, shoes, hats, underwear, and related articles for personal wear and adornment. Custom tailors carrying stocks of materials and furriers are included in this group.

Men's, boys' clothing stores

These are retail establishments primarily engaged in selling men's and boys' overcoats, topcoats, suits, and work clothing. Hats, shoes, accessories, and furnishings such as shirts, gloves, hosiery, and underwear are frequently but not always carried.

Men's, boys' furnishings stores

These are retail establishments specializing in the sale of men's and boys' shirts, hats, underwear, hosiery, gloves, and other furnishings.

Family clothing stores

These are retail establishments primarily engaged in selling clothing, furnishings, and accessories for men, women, and children, without specializing in any one line.

Women's ready-to-wear stores

These are retail establishments primarily engaged in selling women's coats, suits, and dresses.

Millinery stores

These are retail establishments primarily engaged in selling ready-to-wear and custom made millinery, including, women's hat frames and trimmings.

Hosiery stores

These are retail establishments primarily engaged in selling women's hosiery.

Corset, lingerie stores

These are retail stores primarily engaged in selling women's corsets, girdles, brassieres, negligees, underwear, or related garments.

Apparel accessory, specialty stores

These are retail establishments primarily engaged in selling women's miscellaneous apparel and accessories, such as blouses, knit goods, gloves, handbags, and costume jewelry.

Shoe stores

These are retail establishments primarily engaged in selling shoes. The group includes men's shoe stores; wom-

en's shoe stores; family shoe stores; and children's, juveniles' shoe stores. Family shoe stores are primarily engaged in selling footwear for men, women, children, and infants without specializing in any one line. The other classifications specialize in the line indicated by the title.

Custom tailors

These are retail establishments primarily engaged in making and selling men's and women's outer clothing (except fur apparel), to individual order from stocks of material carried on their shelves. Tailor shops primarily engaged in clothing repair and alterations are included in the Service Trades. Home dressmakers were not included in the Census of Business.

Furriers and fur shops

These are retail establishments primarily engaged in making fur coats and other fur apparel to custom order and selling ready-made fur coats and other fur apparel. Establishments primarily engaged in fur repair and storage, and which may also sell a minor amount of fur apparel, are included in the Service Trades.

Children's and infants' wear stores

These are retail establishments primarily engaged in selling children's and infants' clothing, furnishings, and accessories. Such establishments may specialize in either children's or infants' wear or they may sell a combination of children's and infants' wear.

Other apparel stores

These are retail establishments primarily engaged in selling specialized lines of apparel and accessories not elsewhere classified, such as raincoats, bathing suits, riding apparel, and umbrellas.

Furniture, Furnishings, Appliance Group

This group includes stores selling goods used for furnishing the home, such as furniture, floor coverings, draperies, glass and chinaware, domestic stoves, refrigerators, and other household electrical and gas appliances. Establishments selling electrical and gas appliances are included in this group only if the major part of their sales consist of articles for home use. Dealers primarily engaged in selling second-hand furniture are classified as "second-hand stores."

Stores furnishing interior decorating services were a separate kind of business in 1939, but are now classified according to the merchandise handled.

Furniture stores

These are retail establishments primarily engaged in selling household furniture. These stores may also sell home furnishings, major appliances, and floor coverings. Establishments primarily engaged in selling office furniture are classified in Wholesale Trade.

Floor covering stores

These are retail establishments primarily engaged in selling floor coverings, such as rugs, carpets, linoleum, and related products. Establishments included in this industry which may incidentally perform installation, are to be distinguished from contractors primarily engaged in installing floor coverings, which are not included in the 1948 Business Census.

Drapery, curtain, upholstery stores

These are retail establishments primarily engaged in selling draperies, curtains, and upholstery. Establishments primarily engaged in upholstering or repairing furniture are classified in the Service Trades.

China, glassware, metalware stores

These are retail establishments primarily engaged in selling china, glassware, crockery, tinware, enamelware, and aluminumware for kitchen and table use. Establishments primarily engaged in selling table silverware are classified as "Jewelry stores."

Antique stores

These are retail establishments primarily engaged in selling antique furniture, home furnishings, and objects of art. Stores selling reproductions of period furniture are classified as "Furniture stores," and those primarily engaged in furniture restoration and repair in the Service Trades.

Other home furnishings stores

These are retail establishments primarily engaged in selling such commodities as pictures, frames, lamps and shades, awnings, window shades, venetian blinds, tents, flags, and banners.

Household appliance stores

These are retail establishments primarily engaged in selling electric and gas refrigerators, stoves, and other household appliances, such as electric irons, percolators, hot plates, and vacuum cleaners. Many such stores also sell radios and television sets. Retail stores operated by public utility companies and primarily engaged in the sale of electric and gas appliances for household use are classified in this industry, as are concerns engaged in selling these items through door-to-door canvass.

Radio stores

These are retail establishments primarily engaged in selling radios and television sets. Such establishments also may sell additional lines, such as household appliances, musical instruments, or records. Radio repair shops are included in the Service Trades.

Automotive Group

This group includes retail dealers selling new and used automobiles, new parts and accessories, aircraft, motorboats, motorcycles, and automobile trailers. This group includes establishments dealing in used automobiles exclusively, but not establishments dealing exclusively in used parts (second-hand stores). Automobile repair shops maintained by establishments engaged in the sale of new automobiles are also included. Automotive distributors, the greater part of whose sales are to dealers, are classified in Wholesale Trade.

Motor vehicle (new and used) dealers

These are retail establishments primarily engaged in selling new automobiles, or new and used automobiles and trucks. These establishments frequently maintain repair departments and carry stocks of replacement parts, tires, batteries, and automotive accessories.

Motor vehicle (used) dealers

These are retail establishments primarily engaged in selling used cars and trucks, and making no sales of new automobiles.

Tire, battery, accessory dealers

These are retail establishments primarily engaged in selling automobile tires, batteries, automobile seat covers, and other automobile parts and accessories. Such establishments frequently have facilities for tire recapping and vulcanizing. Establishments dealing primarily in used parts are classified in "Tire, battery, accessory dealers (second-hand).

Motorcycle dealers

These are retail establishments primarily engaged in selling new or used motorcycles, parts, and supplies. (Establishments primarily engaged in selling motor scooters are also included.)

Aircraft dealers

These are retail establishments primarily engaged in selling aircraft and parts for private (noncommercial) use.

Boat dealers

These are retail establishments primarily engaged in selling motorboats, yachts, other water craft, and parts and supplies. Dealers selling marine supplies to other than commercial users are also included.

Other automotive dealers

These are retail establishments primarily engaged in selling new and used passenger automobile trailers, or related automotive products, not elsewhere classified.

Gasoline Service Stations

Gasoline service stations are establishments primarily engaged in selling gasoline and lubricating oils. These establishments often carry other lines of merchandise or perform other service and repair work.

Lumber, Building, Hardware Group

This group includes retail establishments selling lumber, building materials, and basic lines of hardware, such as tools, builders' hardware, paint and glass, electric supplies, roofing materials, and other equipment and supplies for home construction. The group also includes farm equipment dealers. Establishments included in this group sell to contractors as well as to the general public. Stores primarily engaged in selling electrical or gas appliances, such as refrigerators, stoves, ranges, radios, and lamps are classified in the group "Furniture, furnishings, appliances."

Lumber yards

These are retail establishments primarily engaged in selling rough or dressed lumber, wood shingles, interior woodwork, moulding, doors, sash, frames, and other millwork. Sales are made locally, primarily to home owners, farmers, and special trade contractors. Establishments selling primarily to builders and general contractors are classified in Wholesale Trade.

Building materials dealers

These are retail establishments primarily engaged in selling building materials other than lumber and millwork, such as brick and tile, cement, sand and gravel, lime and plaster, and composition wallboard and roofing materials. Sales are made locally, primarily to home owners, farmers, and special trade contractors. Establishments selling primarily to builders and general contractors are classified in Wholesale Trade.

Paint, glass, wallpaper stores

These are retail establishments primarily engaged in selling paint, glass, and wallpaper, or any combination of these lines. Establishments primarily engaged in installing glass were not included in the 1948 Business Census.

Heating and plumbing equipment dealers

These are retail establishments primarily engaged in selling plumbing supplies and heating and air conditioning equipment. Establishments primarily engaged in plumbing installations, which may sell incidental amounts of supplies and equipment, were not included in the 1948 Business Census.

Electrical supply stores

These are retail establishments primarily engaged in selling electrical supplies, such as lighting fixtures, flourescent lamps, cables, and fuse boxes for home construction purposes. Stores selling electrical appliances such as refrigerators, stoves, radios are classified as "Household appliance stores."

Hardware stores

These are retail establishments primarily engaged in selling a number of basic hardware lines such as tools, builders' hardware, paint and glass, housewares and household appliances, cutlery, and roofing materials. These establishments may also sell farm implements.

Farm equipment dealers

These are retail establishments primarily engaged in selling farm tractors, reapers, mowers, plows, wagons, and related farm equipment. These establishments may sell a combination of the basic lines of hardware, such as tools, builders' hardware, housewares, cutlery and related lines.

Drug and Proprietary Stores

Drug stores

These are retail establishments engaged in selling prescription drugs only or in combination with such lines of merchandise as proprietary medicines, cosmetics, toiletries, tobacco, candy, liquor and novelty merchandise. Prescription sales are required. The stores are included in the classifications "Drug stores, with fountains" or "Drug stores, other," depending upon whether or not a fountain is operated.

Proprietary stores

These are retail establishments engaged in selling drugs and medicines in any combination with such lines as cosmetics, toiletries, tobacco, candy, liquor, and novelty merchandise. No prescription drugs are sold. The stores are included in the calssifications "Proprietary stores, with fountains" or "Proprietary stores, other," depending upon whether or not a fountain is operated.

Liquor Stores

Liquor stores are retail establishments primarily engaged in selling at retail, packaged alcoholic beverages such as ale, beer, wine, and whisky for consumption off the premises. Liquor stores operated by States, counties, and municipalities are included. Stores selling prepared drinks for consumption on the premises are classified as "Drinking places."

Second-Hand Stores

This group includes stores primarily engaged in selling used merchandise. The separate classifications in this group are: Furniture stores; Tire, battery, accessory dealers; Clothing, shoe stores; Book stores; Pawn shops; and Other second-hand stores. Pawn shops and Pawn brokers are included in the classification "Pawn shops" regardless of principal source of receipts. Many dealers classified in this group do repair work both in preparing their own merchandise for resale and upon customers' goods. Establishments deriving the major portion of their gross income from service and repair work are classified in the Service Trades. Used car dealers are classified in the Automotive Group.

Other Retail Stores

This group consists of establishments specializing in the merchandise indicated by the following classification titles.

Fuel dealers, except fuel oil

These are dealers primarily engaged in selling, at retail, coal, coal and wood, or a combination of the lines of coal, wood, bottled gas, fuel oil, and ice.

Fuel oil dealers

These are dealers primarily engaged in selling fuel oil at retail. Stores primarily engaged in selling fuel oil burners are classified as "Heating and plumbing equipment dealers," and dealers primarily engaged in installing and servicing fuel oil burners are not included in the 1948 Business Census.

Ice dealers

These are dealers primarily engaged in selling ice at retail.

Hay, grain, feed stores

These are stores primarily engaged in selling, at retail, hay, grain, and feed. These stores may also sell fertilizer. Stores primarily engaged in selling farm implements are classified as "Farm equipment dealers."

Farm,garden supply stores

These are stores primarily engaged in selling, at retail, seeds, bulbs, and nursery stock, and other farm, lawn, and garden supplies and tools not elsewhere calssified, such as harness, irrigation and drainage equipment, and fertilizer. Stores primarily engaged in selling farm implements are calssifiedas "Farm equipment dealers," and greenhouses and nurseries are not included in the 1948 Business Census.

Jewelry stores

These are stores primarily engaged in selling, at retail, any combination of the lines of jewelry such as diamonds and other precious stones mounted in precious metals as rings, bracelets, and brooches; sterling and plated silverware; and watches and clocks. Stores primarily engaged in watch and jewelry repair are classified in the Service Trades.

Book stores

Book stores are primarily engaged in selling, at retail, new books and magazines. Book clubs and mail-order houses primarily engaged in selling books also are included in this classification.

Stationery stores

Stationery stores are primarily engaged in selling, at retail, stationery, such as paper and paper products (including printing and engraving), writing supplies, accounting and legal forms, school supplies, post cards and novelties. Stores specializing in the sale of artists' supplies are classified in "All other retail stores."

Sporting goods stores

These stores are primarily engaged in selling, at retail, sporting goods and equipment including gymnasium and playground equipment, firearms and ammunition, hunters' and fishermen's equipment, golf goods and equipment, tennis goods and equipment, riding goods and equipment, camping equipment, and skiing equipment.

Bicycle stores

These are stores primarily engaged in selling, at retail, bicycles and bicycle parts and accessories. Stores primarily engaged in repairing bicycles or renting bicycles are included in the Service Trades.

Florists

These are stores primarily engaged in selling, at retail, cut flowers and growing plants. Stores primarily engaged in selling bulbs and nursery stock are classified as "Farm, garden supply stores," and greenhouses and nurseries are not included in the 1948 Business Census.

Cigar stores and stands

These are stores primarily engaged in selling, at retail, cigars, cigarettes, tobacco, and smokers' supplies. These stores may or may not operate a soda fountain. Included in this classification are cigar stands operated as concessions in poolrooms, bowling alleys, drive-in theaters, railway stations, hotels, and other public places. Operators of coin-operated vending machines are included here if this is their principal line of merchandise.

News dealers, newsstands

These are dealers primarily engaged in selling, at retail, newspapers, magazines, and other periodicals. Newspaper subscription offices and distributing offices are not included in the Census of Business, nor are newsstands selling newspapers only.

Gift, novelty, souvenir stores

These are stores primarily engaged in selling, at retail, combined lines of gift and novelty merchandise, souvenirs, small art goods, greeting cards, paper novelties, and holiday decorations.

Music stores

These are stores primarily engaged in selling, at retail, musical instruments such as pianos, violins, horns, reed instruments, drums, sheet music, and phonograph records. Stores primarily engaged in selling radios and television sets are classified as "Radio stores."

Luggage, leather goods stores

These are retail establishments primarily engaged in selling trunks and hand baggage.

Optical goods stores

These are stores primarily engaged in selling, at retail, eyeglasses and related optical and ophthalmic goods such as binoculars and reading glasses. Some of these stores may have prescription departments.

Establishments operated by optometrists whose source of receipts is primarily from eye examinations and prescribing and dispensing eyeglasses are not included in the 1948 Census of Business. Such establishments were included in the 1939 Census of Business if their major source of receipts was from the sale of eyeglasses.

Camera, photographic supply stores

These are establishments primarily engaged in selling, at retail, cameras, films, and other photographic supplies and equipment. Establishments primarily engaged in finishing films are classified in the Service Trades.

Office, store machine and equipment dealers

These are dealers primarily engaged in selling typewriters at retail. They may also sell other office machines and equipment. Dealers primarily engaged in selling office machines and equipment other than typewriters are classified in Wholesale Trade.

All other retail stores

These are stores primarily engaged in selling, at retail, specialized lines of merchandise not elsewhere classified, such as autograph and philatelist supplies, orthopedic supplies and artificial limbs, rubber stamps, pets, hobby equipment, toys, religious goods, and monuments and tombstones.

APPENDIX C

COMPARISON OF KIND-OF-BUSINESS CLASSIFICATIONS, 1948, 1939, AND 1929

1948 Classification	Corresponding classification in 1939	Corresponding classification in 1929
Food group	Food group	Food group
Grocery stores, without fresh meat	Grocery stores (without fresh meats)	Grocery stores (without meats)
Grocery stores, with fresh meat	Combination stores (groceries-meats)	Combination stores:
		Grocery stores with meats
		Meat markets with groceries
Meat markets	Meat markets	Meat markets
Fish (sea food) markets	Fish (sea food) markets	Fish markets--sea food
Fruit stores, vegetable markets	Fruit stores, vegetable markets	Fruit stores and vegetable markets
Candy, nut, confectioner stores	Candy, nut stores	Candy stores--nut stores
	Confectionery stores	Confectionery stores
Dairy products stores	Dairy products stores	Dairy products stores
Milk dealers	Milk dealers	Milk dealers
Bakery products stores	Bakeries, caterers (Caterers in	Bakeries--bakery goods stores
Bakeries, without baking on premises	Eating and drinking places in 1948)	
Bakeries, with baking on premises		
Egg, poultry dealers	Egg and poultry dealers	Egg and poultry dealers
Delicatessen stores	Delicatessen stores	Delicatessen stores
Other food stores	Other food stores	Other food stores:
		Coffee, tea, spice dealers
		Farm products stores
		General food stores (misc.)
		Bottled waters and beverage dealers
Eating and drinking places	Eating and drinking places	Restaurants and eating places
Restaurants, cafeterias	Restaurants, cafeterias, lunch rooms	Restaurants, cafeterias, lunch rooms
		Cafeterias
		Lunch rooms
		Restaurants with table service
Caterers	(Included with Bakeries, caterers)	Caterers
Lunch counters, refreshment stands	Lunch counters and stands	Lunch counters, refreshment stands, etc.:
	Soft drink, juice, ice cream stands	Box lunch
		Refreshment stands
		Fountain--lunches
		Lunch counters
		Soft drink stands
Drinking places	Drinking places:	(None)
	Drinking places with meals	
	Drinking places--other	
General stores	General stores (with food)	General stores:
		General stores--groceries with apparel
		General stores--groceries with dry goods
		General stores--groceries with general merchandise
General merchandise group	General merchandise group	General merchandise group
Department stores	Department stores (including gen'l. mchdse. mail order houses)	Department stores--
		With food departments
		Without food departments
		Mail-order houses--general merchandise
	Dry goods stores	Dry goods stores:
Dry goods, general merchandise stores		Dry goods stores
	General merchandise stores with food	Piece goods stores
	General merchandise stores--other	General merchandise stores
		With food departments
		Without food departments
		Army and Navy goods stores
		Women's exchanges and handwork shops
Variety stores	Variety stores	Variety, 5 and 10, and to-a-dollar stores
Apparel group	Apparel group	Apparel group
Men's, boys' clothing stores	Men's-boys' clothing stores (and furnishings)	Men's and boys' clothing and furnishings stores:
		Men's and boys' clothing stores
		Men's clothing and furnishings stores

1948 Classification	Corresponding classification in 1939	Corresponding classification in 1929
Apparel group--Con.	Apparel group--Con.	Apparel group--Con.
Men's, boys' furnishings stores	Men's-boys' furnishings stores Men's-boys' hat stores	Men's furnishings stores: Men's furnishings stores Men's and boys' hat stores
Family clothing stores	Family clothing stores	Family clothing stores
Women's ready-to-wear stores	Women's ready-to-wear stores	Women's ready-to-wear specialty stores (apparel and accessories)
Millinery stores	Millinery stores	Millinery stores
Hosiery stores	Hosiery stores	Hosiery shops
Corset, lingerie stores	Corset and lingerie shops	Corset and lingerie shops
Apparel accessory, specialty stores	Other women's accessories stores	Blouse shops Knit goods shops Costume accessories stores (including jewelry, bags, and gloves)
Men's shoe stores	Men's shoe stores	Shoe stores--men's
Women's shoe stores	Women's shoe stores	Shoe stores--women's
Family shoe stores Children's and juveniles' shoe stores	Family shoe stores	Family shoe stores (men's, women's, and children's)
Custom tailors	Custom tailors	Custom tailors
Furriers, fur shops	Furriers, fur shops	Furriers and fur shops
Children's, infants' wear stores	Infants' wear shops (Children's wear stores included in "Other apparel stores")	Infants' wear shops Children's specialty shops
Other apparel stores	Other apparel stores	Umbrellas (including parasols, canes) Dressmakers Mail-order apparel houses
Furniture, furnishings, appliance group	Furniture-household-radio group	Furniture-household group
Furniture stores	Furniture stores	Furniture stores: Furniture stores Furniture and undertaker Furniture and hardware stores
	Interior decorators	Interior decorators
Floor covering stores	Floor coverings stores	Floor coverings stores
Drapery, curtain, upholstery stores	Drapery, curtain, upholstery stores	Drapery, curtain, upholstery
China, glassware, metalware stores	China, glassware, metalware stores	China, glassware, crockery, tinware, enamelware dealers Aluminum ware
Antique stores	Antique shops	Antique shops Antique and used furniture dealers
Other home furnishing stores	Other home-furnishings stores	Brushes and brooms (largely house to house) Picture and framing stores Awning, flag, banner, window shade, and tent shops Lamp and shade shops
Household appliance stores	Household appliance dealers Radio-household appliance stores	Household appliance stores: Household appliance stores (electric only) Household appliance stores (includes gas) Refrigerator dealers (electric only) Refrigerator dealers (electric and gas) Stove and range dealers
Radio stores	Radio stores Radio-musical instrument stores	Radio and music stores: Radio and electrical shops Radio and musical instruments stores
Automotive group	Automotive group	Automotive group (part)
Motor vehicle (new and used) dealers	Motor-vehicle dealers (new and trade-in) Motor-vehicle-farm implement dealers Motor-vehicle dealers (retail-wholesale)	Automobile salesrooms Automobile dealers with farm implements and machinery
Motor vehicle (used) dealers	Used car dealers	Used car dealers
Tire, battery, accessory dealers	Accessory, tire, battery dealers	Accessories, tire and batteries: Accessory stores with tires and batteries

1948 Classification	Corresponding classification in 1939	Corresponding classification in 1929
Automotive group--Con.	Automotive group--Con.	Automotive group--Con. Battery and ignition shops and brake repair shops Tire shops (including tire repairs)
(Garages and repair shops included in Service Census)	(Garages and repair shops included in Service Census)	Garages and repair shops: Body, fender, and paint shops Garages (repairs and storage, gasoline, oil, accessories) Parking stations, parking garages and lots Radiator shops, including repairs
Motorcycle dealers	Motorcycle dealers	Motorcycle dealers
Aircraft dealers	Aircraft dealers	Aircraft and accessories
Boat dealers	Motorboat, yacht dealers	Boats (motorboats, yachts, canoes)
Other automotive dealers	(No comparable classification)	(No comparable classification)
Gasoline service stations	Filling stations	Filling stations Filling stations--gasoline and oil Filling stations--with tires and accessories Filling stations--with other merchandise
Lumber, building, hardware group	Lumber-building group and Hardware group	Lumber and building group and hardware and farm implement stores:
Lumber yards	Lumber yards	Lumber and building materials: Lumber and building materials dealers
Building materials dealers	Building-materials dealers	Lumber and hardware dealers Roofing dealers Other retailers of building materials (brick, stone, cement, etc.)
Paint, glass, wallpaper stores	Paint, glass, wallpaper stores	Paint and glass stores: Glass and mirror shops Paint and glass stores
Heating and plumbing equipment dealers	Heating-plumbing equipment dealers	Heating and plumbing shops: Heating appliance and oil burner dealers Plumbing shops (heating and ventilating)
Electrical supply stores	Electrical supply stores	Electrical shops (without radio)
Hardware stores	Hardware stores	Hardware stores
Farm equipment dealers	Farm implement-tractor-hardware dealers	Hardware and farm-implement stores: Farm implement, machinery and equipment dealers Farm implement dealers with hay, grain, and feed Hardware and farm implement stores
Drug and proprietary stores	Drug stores	Drug stores
Drug stores, with fountain	Drug stores with fountain (includes proprietary stores with fountain)	Drug stores with fountain (includes proprietary stores with fountain)
Drug stores, other	Drug stores-other (includes proprietary stores, other)	Drug stores without fountain (includes proprietary stores without fountain)
Proprietary stores, with fountain	(Included with Drug stores with fountain)	(Included with Drug stores with fountain)
Proprietary stores, other	(Included with Drug stores-other)	(Included with Drug stores without fountain)
Liquor stores	Liquor stores (packaged goods)	(None)
Second-hand stores	Second-hand stores	Second-hand stores
Furniture stores	Furniture stores (second-hand)	Furniture stores
Tire, battery, accessory dealers	Tires, accessories, parts (second-hand)	Tires, accessories, parts
Clothing, shoe stores	Clothing, shoe stores (second-hand)	Clothing and shoe stores
Book stores	Book stores (second-hand)	(Included in "Other second-hand stores")
Pawn shops	Pawn shops (sales)	Pawn shops (sales)

1948 Classification	Corresponding classification in 1939	Corresponding classification in 1929
Second-hand stores--Con.	Second-hand stores--Con.	Second-hand stores--Con.
Other second-hand stores	Other second-hand stores	Other second-hand stores: Building material and hardware dealers Office appliance dealers Radios, phonographs, musical instruments Other second-hand dealers
Other retail stores	Other retail stores	Other retail stores
Fuel dealers, except fuel oil	Fuel and ice dealers	Coal and wood yards
Fuel oil dealers	Fuel oil retailers	(No separate classification)
Ice dealers	(Included in "Fuel and ice dealers")	Ice dealers
Hay, grain, feed stores	Hay, grain and feed stores with groceries Hay, grain and feed stores--farm implements Hay, grain and feed stores--other	Feed stores with groceries Feed stores (flour, feed, grain, fertilizer) Coal and feed stores Grain elevators (sale at retail)
Other farm, garden supply stores	Farm and garden supply stores	Farmers' supplies: Fertilizer dealers Harness shops Irrigation and drainage equipment and supplies (retail) Farmers' supply stores Seed stores, bulbs and nursery stock Cooperage (barrels, boxes, crates, casts)
Jewelry stores	Jewelry stores	Jewelry stores: Jewelry stores (installment-credit) Jewelry stores
Book stores	Book stores	Book stores: Book stores, including religious book dealers Circulating libraries (book sales only)
Stationery stores	Stationery stores	Stationers and printers: Dealers in accounting and legal forms and blank books Paper and paper products stores Printers and lithographers Stationers and engravers
Sporting goods stores	Office, store, school supply dealers Sporting good stores	Office and school supply dealers Sporting goods stores: Sporting goods specialty stores Sporting goods stores with toys and stationery Athletic and play ground equipment dealers
Bicycle stores	Bicycle shops	Bicycle, motorcycle, and supply stores Bicycle shops (including repairs)
Florists	Florists	Florists
Cigar stores and stands	Cigar stores, cigar stands	Cigar stores and cigar stands: Cigar stores with fountain Cigar stands Cigar stores without fountain
News dealers, newsstands	News dealers	News dealers
Gift, novelty, souvenir stores	Gift, novelty, souvenir shops	Art and gift shops Novelty and souvenir shops
Music stores	Piano, musical instrument stores	Music stores (without radio)
Luggage, leather goods stores	Luggage stores	Luggage and leather goods stores
Optical goods stores	Opticians	Opticians and optometrists
Camera, photographic supply stores	Photographic supply-camera stores	Camera dealers-photographic supplies
Office, store machine and equipment dealers (Included in Wholesale Trade unless primarily selling typewriters at retail)	Office, store appliance and equipment dealers	Office, school and store equipment dealers Office and store furniture and equipment dealers Store fixture dealers Office and store mechanical appliance dealers (retail) Typewriter dealers
All other retail stores	Scientific, medical instrument and supply dealers	Scientific and medical instrument and supply dealers (retail)
	Other retail stores	Toy shops Monument and tombstone work Miscellaneous classifications

APPENDIX D

EXPLANATION OF TERMS

Active proprietors. See Personnel.

City size

Each retail store included in the 1948 Census of Business was classified into one of nine city-size groups depending on the number of inhabitants in the city in which the establishment was located. At the time city sizes were established for the 1948 Census of Business, final figures from the 1950 Census of Population were not available and, therefore, preliminary population figures were used. Differences between these and final population figures affect slightly the retail trade data presented in this volume in relation to final population data from the 1950 Census of Population to be presented for similar size groups. Those unincorporated areas, classified in 1940 as urban under special rule by the Bureau of the Census, have been treated as incorporated places in the 1948 Census of Business. They are included in the appropriate city-size groups in both the 1939 and 1948 censuses. Cities of less than 2,500 inhabitants, unincorporated places, and rural areas are included in city-size group "Remainder of areas."

The nine city-size groups based on number of inhabitants are:

Cities of 500,000 or more
Cities of 250,000 to 499,999
Cities of 100,000 to 249,999
Cities of 50,000 to 99,999
Cities of 25,000 to 49,999
Cities of 10,000 to 24,999
Cities of 5,000 to 9,999
Cities of 2,500 to 4,999
Remainder of area (inc. cities of less than 2,500)

Cooperatives. See Operating types.

Credit

Credit sales.--In the Census of Business a credit sale is regarded as any sale in which all or part of the payment for merchandise purchased is deferred until some time after delivery of the merchandise. The total amount of credit sales includes the amount of down payment and amount allowed for trade-in, as well as the unpaid balance. The total does not include interest or carrying charges.

Charge account sales.--In the Census, charge account, or open account sales, are credit sales in which the amount of purchase is charged to the account of the purchaser, and in which settlement is made at the end of a weekly, monthly or other billing period depending upon the policy of the store. There are usually no interest or carrying charges involved in these transactions.

Installment sales.--In the Census, installment sales include credit sales in which the purchaser agrees to pay unpaid balances in two or more payments of specified amounts over a stipulated period of time. If an interest or carrying charge is added to the selling price it is regarded as "other income" and is not included in the sales figure reported. Frequently installment sales are evidenced by notes secured by liens such as chattel mortgages on the goods sold. Retail sales thus secured are classed as installment sales, even though the plan might require settlement in a single payment. Even if the installment notes are immediately discounted, as in many motor vehicle sales, the transaction is treated as an installment credit sale for the Census including any trade-in allowance.

Balances due from customers.--This includes accounts and notes receivable resulting from sales to customers that were outstanding on the books of the business as of December 31, 1948, and December 31, 1947. They do not include accounts transferred to finance companies, banks, or other institutions even though the retailer may continue to collect payments.

Stores analyzing sales.--These are stores which indicated in their 1948 Census of Business report whether or not they had any credit sales during 1948.

Stores with cash sales only.--These are stores which indicated in their 1948 Census of Business report that no part of their sales were credit sales.

Stores with credit sales.--A store which reported any amount of credit sales was included in this category, regardless of the proportion of its cash and credit sales.

Stores whose credit sales are all charge account sales.--These are credit stores where the only credit extended is on charge or open accounts. These stores usually have considerable cash sales in addition to the charge account sales.

Stores whose credit sales are all installment sales.--These are credit stores all of whose credit sales are installment sales. These stores also usually make cash sales in addition to their installment sales.

Stores with both charge account and installment sales.--These are credit stores whose credit sales are of both types, charge account and installment.

Direct-selling organizations (See Operating types.)

Employees (See Personnel.)

Employee size (See Personnel.)

Establishments (See Retail establishments.)

Firms with four or more retail stores (See Size of organization.)

Leased departments (See Operating types.)

Legal form of organization

All retail establishments included in the 1948 Census of Business were classified into one of the following legal forms of organization: Individual proprietorships; partnerships; corporations; State, county, and municipal stores; other legal forms.

Individual proprietorships.--These are retail establishments owned by one individual or person. "Individual proprietorships without active proprietors" are establishments in which the owners did not devote the major portion of their working time to the businesses during November 1948. "Individual proprietorships with active proprietors" are those in which the owners did devote the major portion of their working time to the businesses during November 1948.

Partnerships.--These are retail establishments owned by two or more persons, each of whom has a financial interest in and responsibility for the business. In "Partnerships without active proprietors" none of the partners devoted the major portion of their working time to the business during November 1948.

Corporations.--These are retail establishments owned by an organization or company legally incorporated under State laws. Cooperative associations incorporated under either regular corporation laws or under the special cooperative association laws are included in this legal form.

State, county, and municipal stores.--These establishments include only liquor stores owned and operated by State, county, and municipal governments.

Other legal forms.--These are retail establishments having ownership under legal forms not defined above. Included in this legal form are cooperative associations not incorporated under the regular corporation laws or under special cooperative associations laws' and other miscellaneous ownership types such as estates, receiverships, etc.

Mail-order houses (See Operating types.)

Merchandise inventories

As used in the Census of Business the term "Inventories" means stocks of goods held for sale, valued at cost. Merchandise inventories in retail stores are the cost value of stocks of goods held for sale in the stores. Merchandise inventories in warehouses of retail multiunit organizations represent the cost value of goods on hand in warehouses, held primarily for distribution to retail stores within their own organization.

Merchandise inventories do not include the value of fixtures, furnishings, or other equipment used in the warehouse or store operations. Inventories were reported for the beginning and close of the calendar year 1948 except for some businesses which used a fiscal year rather than the calendar year for accounting purposes. Data so reported have been accepted and included in the tabulations without further adjustment.

Merchandise lines

Merchandise lines are groups of related commodities or commodities grouped on a departmental basis which were established, for census purposes, in consultation with representatives of trade organizations, market research groups, statistical organizations, and others. Twenty-six sets of merchandise lines referred to as "patterns" were developed, one for each group of related kinds of business, to fit the departmental organization and the records of reporting stores. This made it possible for the great majority of stores to report their sales by merchandise line.

In classifying sales by merchandise line, a specified commodity item may be grouped differently in different patterns. For example, the item "Tires" is part of the merchandise line "Parts and accessories" in the pattern used for "Motor vehicle dealers." However, in the pattern used for "Gasoline service stations" it is part of the merchandise line "Tires (new and used)." Individual differences in departmental organization of stores in the same kind of business occasionally leads to reporting sales of the same commodity in different merchandise lines. For example, one motor vehicle dealer may include sales of seat covers in the merchandise line "Passenger cars" when they are installed in new cars, whereas another may include the same item under "Parts and accessories." The reporting patterns of all kinds of business are shown in appendix G of this volume.

Stores analyzing merchandise line sales, total.--This refers to the number and total sales of stores which analyzed their sales by merchandise line. The total sales of stores analyzing is the sum of the sales of the various merchandise lines shown in the table.

Stores not analyzing merchandise line sales.--This refers to the actual or estimated number and total sales of stores which did not furnish an analysis of merchandise line sales.

Merchandise vending machine operators (See Operating types.)

Operating types

Cooperatives.--A retail cooperative store is one which is owned by an association of consumers of the merchandise handled by the store. Most of them are incorporated under State cooperative association laws. In general, the distinguishing features of a cooperative are patronage dividends based on the volume of purchases by the member, and a limitation of one vote per member regardless of the amount of stock owned. The stores are open to the public, as a rule, but are generally patronized primarily by members of the association operating the business.

There are two types of cooperatives included in this category, "Consumer cooperatives" in which the membership is primarily nonfarmers, and "Retail stores of farm cooperatives" in which the membership is primarily farmers. Such farmer organizations frequently function as cooperative marketing associations and, in addition, operate retail stores to supply their membership with products necessary for running a farm, e.g., hay, grain, feed, gasoline, and oil. Only the retail stores of such cooperative associations are included in Retail Trade.

Direct-selling organizations.--These establishments are the sales offices or headquarters from which crews of canvassers operate to sell from house-to-house. However, milk dealers who make door-to-door deliveries and bakeries which sell house-to-house are, for census purposes, not considered to be direct-selling organizations.

Leased departments.--For census purposes, a retail leased department is a separately owned business operated as a department of another retail establishment. While the leasee owns the merchandise in his department, his merchandise policies are integrated with those of the main store. The main store usually provides services such as credit, delivery, heat, power, and protection.

Leased departments or concessions primarily engaged in selling merchandise at retail, but operating within nonretail establishments, such as hotels, railroad terminals, etc., were classified as separate retail trade establishments in the 1948 Census and separate reports covering the activities of these leased departments or concessions were obtained and included in Retail Trade as separate places of business.

Mail-order houses.--These are establishments selling merchandise primarily by mail from catalogs and direct-mail solicitation. The retail stores of mail-order concerns are not included in this category.

Merchandise vending machine operators.--These are businesses whose primary source of receipts is from merchandise sold through coin-operated vending machines. For census purposes, the office or warehouse from which the owner of the machine operates or in which he keeps his stock of merchandise is considered to be the establishment location. Vending machines are usually placed in factories, office buildings, institutions, or in other retail businesses, the operator usually paying a fee, either fixed or a percentage of the machine's receipts, for the privilege of placing the machine. The operator owns the merchandise in the machines and services them.

Paid employees (See Personnel.)

Part and full-year operations

Stores operated entire year.--Included in this category were:

(1) Stores which commenced operations on or before January 1, 1948, and which were still in operation at the end of 1948.

(2) Stores which changed ownership during 1948, and for which data for the 1948 operations of the previous owner were included in the report.

(3) Seasonal stores, which are normally operated only for a part of the year.

Stores not operated entire year.--Stores included as part-year stores were:

(1) New business, commencing operations after January 1, 1948.

(2) Stores which changed ownership during 1948, and for which no data on the 1948 activities of the previous owner were available.

(3) Stores going out of business during 1948.

Pay roll

Pay roll, entire year, includes all compensation (salaries, wages, commission, and bonuses) paid during the year to all employees. For corporations, it includes amounts paid to officers and executives; it does not include compensation for proprietors or firm members of unincorporated businesses. Excluded from pay roll are the value of payments in kind, such as free meals, lodgings, etc., or amounts received by employees as tips, etc. Pay roll is reported before deduction for Social Security, income-tax withholding, insurance dues, etc.

Weekly pay roll includes compensation for persons who are actually on the pay roll during the specified workweeks. Stores whose pay roll period was other than a week were requested to adjust the figures to a weekly basis.

Period established or acquired

The period established or acquired of each retail store was the year in which the store was established, or acquired under the ownership at the end of 1948. Mere change of name, without a change of the actual owners was not considered a change of ownership, neither was a change of location of the establishment if it continued at the new location under the same ownership. However, a change in the legal form of organization, e.g., from partnership to corporation, was considered a change in ownership, and the acquisition date reported was that in which the change of legal form took place.

Establishments which, at the end of 1948, were operated by original owners were classified by date of establishment. Others were classified by latest date the business changed hands prior to the end of 1948.

Personnel

Paid employees.--Paid employees consist of the number of employees, including salaried officers and executives of corporations, who were on the pay roll for a specified workweek. Data for the workweeks ended nearest March 15, July 15, and November 15 are included in the Retail Trade tables.

"Full workweek employees".--"Full workweek employees" include employees whether regular or seasonal, who, for a specified pay period, were paid for working at least the number of hours typically worked in a week by employees of the reporting establishment. All other employees paid during that workweek were reported as part-workweek employees.

Active proprietors of unincorporated businesses.--Active proprietors include owners or partners of unincorporated businesses who devoted the major portion of their time to operation of the business during November 1948.

Unpaid family workers of unincorporated businesses.--Unpaid family workers consist of the number of family members (wives, sons, daughters, etc.) who worked in the business during November 1948, but were not paid a wage or salary. Family workers paid a wage or salary are included in the count of employees and their compensation included in pay roll.

Employee size.--Each retail store included in the 1948 Census of Business was classified into one of eleven employee-size groups on the basis of the total number of employees in the pay roll for the workweek ended nearest November 15, 1948. Active proprietors and unpaid family workers were not regarded as employees in establishing employee sizes. Seasonal businesses and businesses which commenced operations during 1948 are included in the employee-size group "No paid employees" if they were not in operation during the week of November 15; if such stores were in operation during that workweek, they are included in the appropriate size group on the same basis as stores operating the entire year.

The employee-size groups used in the Retail tables are:

No paid employees	6 or 7 paid employees
1 paid employee	8 or 9 paid employees
2 paid employees	10 to 19 paid employees
3 paid employees	20 to 49 paid employees
4 or 5 paid employees	50 to 99 paid employees

100 or more paid employees

Proprietors (See Personnel.)

Retail establishments

Establishments consist of all retail stores as well as central warehouses, administrative offices, and other units of multiunit organizations which service or are auxiliary to retail stores of the organization. The count represents number of establishments in business at end of 1948.

Warehouses, administrative offices, and auxiliary units.--These are locations of a multiunit organization which service or are auxiliary to the retail stores within the organization. They do not ordinarily sell merchandise at retail. In the Retail Trade tables, they are classified into the following groups:

Warehouses--These are locations of a multiunit organization which maintain a supply of merchandise and which are primarily engaged in distributing that merchandise to retail stores within their own organization. Establishments having other auxiliary functions in addition to warehousing activities are classified as warehouses.

Administrative offices--These are locations such as central offices, executives offices, and district offices which are primarily engaged in performing administrative functions for the retail stores within their own organization.

Other auxiliary units--These are locations such as buying offices, garages, receiving or shipping offices, etc., which are primarily engaged in performing auxiliary functions, other than warehousing and administration, for the retail stores within their own organization.

Stores.--Stores are separate places of business primarily engaged in selling merchandise at retail. In addition to ordinary retail stores such as grocery and hardware stores, this classification includes eating and drinking places, milk dealers, gasoline service stations, market stands (except farmers' stands), lumber and coal yards, mail-order houses, direct selling (house-to-house) establishments, and establishments selling through coin-operated vending machines. Only business establishments obtaining their primary source of receipts from retail sales of merchandise are classified as retail.

Data for retail leased departments located in retail stores are combined with data for the store in which located and are not reported or counted as separate stores. Retail leased departments not located in retail stores, however, are reported and tabulated as separate retail stores. Retail Trade tables exclude "service" leased departments, such as watch repair, beauty shop, shoe repair, and other leased departments deriving a major source of receipts from services to customers rather than from sale of merchandise.

Although the 1948 Census of Business enumerated all retail stores regardless of size, tabulations exclude data for stores which operated during the entire year 1948 but had sales of less than $500. In 1939, the corresponding figure for exclusion from the tabulations was $100.

Sales size (See Sales and receipts.)

Sales and receipts

Sales.--Sales include total receipts from customers during 1948, after deduction of refunds or allowances for merchandise returned by customers. Sales include receipts from repairs and from other services to customers, and sales for resale, but exclude amounts not received from customers, such as income from investments, rental of real estate, etc. They do not include the amount of local and State sales taxes or Federal excise taxes which are collected by the store directly from customers, and paid directly by the store to a local, State, or Federal taxing agency. Gasoline, liquor, tobacco, and other excise taxes which are paid by the manufacturer or wholesaler and passed along to the retailer are included.

The sales figures therefore represent total sales and receipts of all establishments primarily engaged in Retail Trade. They do not include sales at retail accounted for by manufacturers, wholesalers, service establishments, and other businesses whose primary activity is other than Retail Trade.

Receipts from repairs and other services.--These include all receipts from customers except those from sale of mer-

chandise. They do not include amounts which are not received from customers, such as income from investments, rental, or real estate, etc.

Sales for resale.--Sales for resale are receipts for goods sold by a retail store to other businesses for resale without further processing.

Billings.--Billings are the cost value(not retail) price of merchandise billed by the warehouses of retail multiunit organizations to retail stores within their own organization during 1948.

Sales size.--Each retail store included in the 1948 Census of Business was classified into one of eleven sales-size groups depending upon the volume of total sales and receipts of the store during 1948. The sales-size groups are as follows:

$1,000,000 or more	$30,000 to $49,999
$500,000 to $999,999	$20,000 to $29,999
$300,000 to $499,999	$10,000 to $19,999
$100,000 to $299,999	$5,000 to $9,999
$50,000 to $99,999	$2,000 to $4,99
Less than $2,000	

Size of organization

Single and multiunit stores.--A store is classified as a single unit if it is operated by a firm which operated only one store, or no other store in the same general kind of business as the store concerned. A store is classified as a multiunit if it is one of two or more stores in the same general kind of business operated by the same firm.

A store is considered to be in the same general kind of business as another store when both are classified in the same kind of business or in the same major kind-of-business group. For the purpose of classifying multiunit stores, each of the following major kind-of-business groups are separate entities:

Food group
Eating and drinking places
General merchandise group, general stores
Apparel group
Furniture, furnishings, appliance group
Automotive group
Lumber, building, hardware group
Drug and proprietary stores
Second-hand stores

In addition, as grouped below,the following retail kinds of business were considered to be the same general kind of business:

1. Fuel dealers (except fuel oil), fuel oil dealers, and ice dealers
2. Hay,grain and feed stores and farm and garden supply stores
3. Book stores and stationery stores
4. Sporting goods stores and bicycle stores

A "one store" firm single unit is a retail store operated by a firm which operates only that one retail store. A "multistore" firm single unit is a retail store operated by a firm which operates two or more retail stores, but no other retail store in the same general kind of business as the store concerned. Example: A firm operates three retail stores; a grocery store,a hardware store, and a cigar store. All three of these stores are single units of a "multistore" firm for Retail census purposes since each store is classed in a kind of business which is not the same general kind of business of any other store in the same firm.

The "number of units" class for a multiunit store is determined by the number of stores in the same general kind of business operated by the same firm.

Firms with four or more retail stores.--These are firms which operated four or more retail stores in 1948. The retail stores of these firms might be classified in one or more different kinds of business, but the firm was classified in that kind of business from which it derived the major portion of its receipts. The "number of stores" class for each store of a firm is determined by the total number of retail stores operated by each firm.

Stores operated entire year (See Part- and full-year operation.)

Stores not operated entire year (See Part- and full-year operations.)

Trucks

Trucks and truck-tractors.--Trucks are distinguished from truck-tractors in that the pay-load is hauled on the truck whereas, in the case of the truck-tractor, it is towed in a semitrailer.

Manufacturers' rated capacity.--This is the rating assigned by the truck manufacturer. It should be noted that there is no exact relationship between such rated capacity and the actual load-carrying capacity. For example, trucks rated 1-1/2 tons can and do frequently carry loads of several tons. However, classification by manufacturers' rated capacity was used in the 1948 Census of Business since it was the only uniform basis for size indication available at that time. In spite of its limitations in indicating pay-load capacity,manufacturers' rated capacity does make it possible to evaluate the usage of light trucks, medium trucks,and heavy trucks in a given kind of business, and between different kinds of business.

Stores reporting data on trucks and truck-tractors.--These are stores which reported whether or not they operated trucks and truck-tractors during December 1948.

Stores not operating trucks and truck-tractors.--These are stores which stated that they did not operate a truck or turck-tractor.

Stores operating trucks and truck-tractors.--These are stores which reported operation of some trucks and truck-tractors during December 1948.

Stores not reporting data on trucks and truck-tractors.--These are stores which failed to report whether or not they operated trucks and truck-tractors.

Unpaid family workers (See Personnel.)

APPENDIX E

REPORT FORMS

CONFIDENTIAL Your report is required by act of Congress (62 Stat. 478, 13 U. S. C. 121-123). This act also makes it unlawful for the Bureau to disclose any facts, including names or identity, from your census reports. Only sworn census employees will see your statements. *Your census reports cannot be used for purposes of taxation, regulation, or investigation.*

Form approved
Budget Bureau No. 41-4811

FORM BC **10**

GENERAL OFFICE FORM FOR MULTIUNIT FIRMS
(for reporting administrative, district, executive, and general offices; warehouses; auxiliary units)

UNITED STATES DEPARTMENT OF COMMERCE
BUREAU OF THE CENSUS
WASHINGTON

CENSUS OF BUSINESS: 1948

Enumerator's Use Only

S. D. No.	E. D. No.	Line No.

INSTRUCTIONS.—Multiunit organizations engaged primarily in activities within the scope of the Census of Business should use Form BC-10 in reporting certain activities not covered on other Census of Business reports. For such organizations a separate Form BC-10 should be used for reporting activities of each administrative, district, executive, or general office, and for each warehouse having administrative and or buying functions ("chain store warehouses"). The form also should be used in reporting activities of certain auxiliary units, such as buying offices, garages, receiving or shipping offices, and storage warehouses where such units have not been included on other Census of Business reports.

Units of your organization primarily engaged in activities outside the scope of the Census of Business, such as manufacturing, or in servicing such out-of-scope activities, should not be reported on this or other Census of Business reports.

The Census of Business covers operations for the full year 1948.

Prepare report by ..... **and hold for collection.**

I. IDENTIFICATION OF ESTABLISHMENT:

(*a*) Name of establishment .....

.....

(*b*) Name of owner(s) .....

(*c*) Location of establishment:

Street and number .....

Name of city, town, or village .....

County .....

State .....

Is above street number located within the corporate limits of this city, town, or village? Check ☐ Yes ☐ No

(*d*) Business address of owner (if same as I (*c*) write "Same"):

Street and number .....

P. O. box or rural route number .....

City ..... State .....

(*e*) Type of establishment covered by this report (such as district office, general office, "chain store warehouse," storage warehouse, etc.):

.....
(Specify type)

(*f*) Number of units or establishments operated by this firm. (This inquiry is to be answered only in the report for the central office of the organization):

	Number of units
(1) Establishments reported on Forms BC-21, 30, 31, 32, 33, 34, 40, 41, 42, 43, and 47	.....
(2) Administrative, district, executive or general offices, warehouses, and auxiliary units (reported on Form BC-10; the report for this unit should be included in the count of such units)	.....
(3) Other establishments or units outside the scope of the Census of Business	.....

Census Use Only	A State	B County	C City	D City Size	E Type	F Firm Size	G A. D. Unit	H Other	I K. B.
	— —	— — —	— — —	—	—	—	—	—	— — —

16—56827-1

981321 O - 52 - 2

2. PAY ROLL AND EMPLOYMENT:

Census Use Only: G-1, H-1, I-1

(a) Total pay roll for the year 1948..... $.....

(Report the full amount of salaries, wages, bonuses, and commissions before deductions for Social Security, income tax withholding, insurance, dues, etc. If a corporation, include amount paid to officers and executives. Do not include value of payments in kind, such as free meals, lodgings, etc., or amounts received by employees as tips, etc.)

(b) Employment and pay roll for selected workweeks in 1948:

PAY ROLL CLASSIFICATION OF EMPLOYEE	WORKWEEK ENDED NEAREST— MARCH 15		JULY 15		NOVEMBER 15		G
	Number of employees	Pay roll for the workweek [1]	Number of employees	Pay roll for the workweek [1]	Number of employees	Pay roll for the workweek [1]	
(1) Total employees		$		$		$	
(2) Executives, salaried corporation employees, managers and supervisory employees [2] paid for at least the full workweek [3]		$		$		$	
(3) All others paid for at least the full workweek [3] including office, clerical, maintenance, and service employees		$		$		$	
(4) Employees paid for less than the full workweek [3]		$		$		$	

[1] Where your pay-roll period is longer than a week, *adjust the figures to a weekly basis.* Commissions paid on other than a weekly basis should be adjusted to a weekly basis.
[2] Includes buyers or department managers, subexecutives, and chain-store managers.
[3] The full workweek is defined as the number of hours typically worked in a week by employees of your establishment.

3. SALES AND BILLINGS THROUGH THIS OFFICE OR WAREHOUSE:

Census Use Only: H-2, H-3

(a) Cost value (not retail price) of merchandise billed to stores of this company through this office or warehouse during 1948..... $.....

(b) Net sales from this office or warehouse to other concerns during 1948..... $.....

4. MERCHANDISE ON HAND:

(a) Inventory of merchandise on hand:

(Report cost value. If inventory records are maintained on other than cost basis, report only cost equivalent or wholesale value of stocks on hand. Do not include here inventories accounted for in the reports of the retail establishments of this firm. Also do not include fixtures or equipment used in your business. Report inventories as of December 31 or nearest inventory date.)

Census Use Only: H-4, H-5

December 31, 1948..... $.....

December 31, 1947..... $.....

5. TRUCKS, TRUCK-TRACTORS, AND TRAILERS—DECEMBER 1948:

(Exclude fork-lift trucks, industrial tractors, etc., and vehicles held for sale) — I

TYPE OF EQUIPMENT OPERATED (OWNED OR LEASED) DURING DECEMBER 1948	TOTAL	MANUFACTURER'S RATED CAPACITY: UNDER 1½ TONS	1½ TONS	OVER 1½ TONS, UNDER 5 TONS	5 TONS AND OVER
(a) Number of trucks—total					
(1) Refrigerated bodies					
(2) Dump bodies					
(3) All other body types					
(b) Number of truck-tractors—total					

	TOTAL	REFRIGERATED BODIES	DUMP BODIES	ALL OTHER BODY TYPES
(c) Number of semitrailers and trailers				

6. REMARKS

This report is correct and complete to the best of my knowledge and covers the period from ....., 19....., to ....., 19.....

By .....
(Signature and title of person furnishing the information)

.....
(Signature of enumerator)

Date .....
(Month) (Day) (Year)

Field Office Use Only

ACTION	DATE	INITIALS

Form BC-10

16—56827-1 U. S. GOVERNMENT PRINTING OFFICE

CONFIDENTIAL Your report is required by Act of Congress (62 Stat. 478; 13 USC 121-123). This Act also makes it unlawful for the Bureau to disclose any facts, including names or identity, from your census reports. Only sworn census employees will see your statements. *Your census reports cannot be used for purposes of taxation, regulation, or investigation.*

Form Approved
Budget Bureau No. 41-4830

FORM BC **20**

UNITED STATES DEPARTMENT OF COMMERCE
BUREAU OF THE CENSUS
WASHINGTON

CENSUS OF BUSINESS: 1948
RETAIL TRADE—SHORT FORM

Enumerator's Use Only

S. D. NO.	E. D. NO.	LINE NO.

INSTRUCTIONS.—All retail places of business are included in the 1948 Census of Business. A separate report must be prepared for each such place of business which you owned or operated in 1948. The Census of Business covers operations for the full year 1948.

Establishments with 1948 sales volume of less than $100,000 must report on this form unless otherwise instructed. Each retail place of business with sales of $100,000 or more in 1948 and each retail unit (regardless of size) of an organization having more than one place of business must be reported on Form BC–21 and not on this form.

If there are leased departments or concessions at this place of business, read instructions under inquiry 6 before preparing this report.

1. IDENTIFICATION OF ESTABLISHMENT OR PLACE OF BUSINESS:

(*a*) Name of establishment .....

.....

(*b*) Name of owner(s) .....

(*c*) Location of establishment:

Street and number .....

Name of city, town, or village .....

County ..... State .....

Is above street number located within the corporate limits of this city, town, or village?

Check ☐ Yes ☐ No

(*d*) Business address of owner (if same as 1 (*c*) write "Same"):

Street and number .....

P. O. box or rural route number .....

City ..... State .....

(*e*) Date of acquiring or establishing this business under present ownership ....
(Month) (Year)

(*f*) If the year given above is 1948, was there a previous occupant at these premises in 1948?

Check ☐ Yes ☐ No

(*g*) If you have information regarding the operations of the previous occupant in 1948, include his actual or estimated 1948 sales at these premises in inquiry 3. Are such sales included in inquiry 3 of this report?

Check ☐ Yes ☐ No

2. DESCRIPTION OF BUSINESS:

(*a*) Kind of business .....

(Give usual designation by which your entire establishment, including leased departments or concessions, is known to the trade or public. **EXAMPLES:** Grocery store, grocery-meat (fresh) store, meat market, candy store, restaurant, lunch counter, drug store with fountain, jewelry store, women's shoe store, florist, feed store, furniture store, farm equipment dealer, gasoline service station, tire-battery-accessory dealer.)

(*b*) Type of operation (place check mark in proper square):

1 ☐ Consumer cooperative establishment (usually owned and operated by a consumers' organization).
2 ☐ Farm cooperative retail establishment (owned and operated by a farmers' cooperative organization).
3 ☐ Mail-order house (catalog sales).
4 ☐ Direct selling (house to house).
5 ☐ Merchandise vending machine operator.
6 ☐ Leased department or concession (department of a store operated under separate ownership).
7 ☐ Check here if none of the above types of operation applies to your establishment.

(*c*) Legal form of organization—November 1948 (place check mark in proper square):

1 ☐ Individual proprietorship.
2 ☐ Partnership.
3 ☐ Corporation.
4 ☐ Cooperative association (nonincorporated).
5 ☐ State, county, or municipal establishment.
6 ☐ Other (specify) .....

P

Census Use Only	A State	B County	C City	D City Size	E Source	F No. of Stores	G Firm Size	H K. B.	I Type	J Legal	K Multi	L Year Acq'd	M Pt. Yr.	N E. D. No.	O No. of L. D.
	— —	— — —	— — —	—	1	01	1	— — —	—	—	X	—	—	— — — —	—

(OVER)

16—56580-1

3. TOTAL SALES IN 1948 (Sales in inquiries (*a*), (*b*), and (*c*) below should be reported *exclusive* of sales taxes and excise taxes collected by you directly from customers and paid by you directly to any taxing agency):

(*a*) Sales of merchandise ..... $.....
(Include meals and fountain and bar sales.)

(*b*) Receipts from repairs and from other services to customers ..... $.....

(*c*) Total sales and receipts from customers (total of (*a*) and (*b*)) ..... $.....
(Deduct returned goods and allowances, but do not deduct allowances for trade-ins taken as part payment for new merchandise.)

(*d*) Sales taxes and excise taxes (State and local sales taxes and Federal excise taxes) collected by you directly from customers and paid by you directly to any taxing agency (not to be included in inquiry 3 (*a*)) ..... $.....

(*e*) Name the principal lines of merchandise sold and estimate either the sales volume or the percentage of total volume represented by each line:

(1st) ..... $..... or ..... %

(2d) ..... $..... or ..... %

(3d) ..... $..... or ..... %

(4th) ..... $..... or ..... %

Census Use Only

	X			

4. PROPRIETORS, PARTNERS, AND UNPAID FAMILY MEMBERS—NOVEMBER 1948 (Does not apply to corporations):

(*a*) Number of proprietors or partners generally devoting major portion of their time to this business .... A

(*b*) Number of family members (wives, sons, daughters, etc.) who worked in this business but who were not paid a wage or salary .... A
(Family members paid a wage or salary should be included in inquiry 5, and not here.)

X X X X X X

5. PAY ROLL AND EMPLOYMENT (Do not include proprietors, partners, or family members reported in inquiry 4):

(*a*) Total pay roll for year 1948 ..... $.....

(*b*) Employees on pay roll paid for pay period ended nearest November 15, 1948:

(1) Total number ....

(2) Number paid for at least the full workweek* ....

(3) Number paid for less than the full workweek* ....

*The full workweek is defined as the number of hours typically worked in the specified week by employees of your establishment.

6. LEASED DEPARTMENTS OR CONCESSIONS AT THIS PLACE OF BUSINESS:

All entries above in your report for this place of business should include operations of leased departments or concessions selling merchandise at retail located in this store. List below **all** leased departments or concessions in your store. For each leased department selling merchandise at retail, report the name and business address of the owner or operator, the kind of business conducted (millinery, shoes, meat department, etc.), the volume of sales in 1948, and in columns (e), (f), and (g) indicate whether or not the operations of each such leased department are included in the report for your store. For each leased department providing services to customers (beauty parlors, shoe repair, watch repair, etc.) report the name, address, and kind of business only.

Owner or Operator of Leased Department		Kind of Business Conducted by Leased Department	Volume of Sales for 1948 (Estimate if necessary)	Indicate by "Yes" or "No" Whether Data for Leased Departments Are Included Above for—			Census Use Only
Name (a)	Business Address of Owner (b)	(c)	(d)	Inquiry 3 (e)	Inquiry 4 (f)	Inquiry 5 (g)	
(1)			$				
(2)			$				

7. REMARKS:

This report is correct and complete to the best of my knowledge and covers the period from ....., 19....., to ....., 19.....

By .....
(Signature and title of person furnishing the information)

.....
(Signature of enumerator)

Date .....
(Month) (Day) (Year)

Field Office Use Only

Action	Date	Initials

U. S. GOVERNMENT PRINTING OFFICE 16—56550-1

CONFIDENTIAL Your report is required by act of Congress (62 Stat. 478, 13 USC 121 123). This act also makes it unlawful for the Bureau to disclose any facts, including names or identity, from your census reports. Only sworn census employees will see your statements. *Your census reports cannot be used for purposes of taxation, regulation, or investigation.*

Form approved
Budget Bureau No. 41-S831

Enumerator's Use Only

S. D. No.	E. D. No.	Line No.

Total number of places of business (retail, wholesale, and service trades) owned or operated in the United States by this owner

Have you obtained a separate report for each place of business?
Check ☐ Yes ☐ No (If "No" is checked, explain in "Remarks")

FORM BC 21

UNITED STATES DEPARTMENT OF COMMERCE
BUREAU OF THE CENSUS
WASHINGTON

CENSUS OF BUSINESS: 1948

RETAIL TRADE

INSTRUCTIONS.—All retail places of business are included in the 1948 Census of Business. The Census of Business covers operations for the full year 1948.

If there are leased departments or concessions in the establishment covered by this report, read instructions under inquiry 10 before preparing this report.

Each retail place of business with sales of $100,000 or more in 1948 and selected smaller stores as specified must be reported separately on Form BC-21. Organizations with more than one retail place of business must prepare a separate report on Form BC-21 for each such unit (regardless of size) except as provided for on Form BC-22.

Prepare report by ..... **and hold for collection.**

1. IDENTIFICATION OF ESTABLISHMENT OR PLACE OF BUSINESS:

(*a*) Name of establishment .....

(*b*) Name of owner(s) .....

(*c*) Location of establishment:

Street and number .....

Name of city, town, or village .....

County ..... State .....

Is above street number located within the corporate limits of this city, town, or village? Check ☐ Yes ☐ No

(*d*) Business address of owner (if same as 1 (*c*) write "Same"):

Street and number .....

P. O. box or rural route number .....

City ..... State .....

(*e*) Date of acquiring or establishing this business in this city under present ownership: ..... (Month) ..... (Year)

(*f*) If the year given above is 1948, was there a previous occupant at these premises in 1948? Check ☐ Yes ☐ No

(*g*) If you have information regarding the operations of the previous occupant in 1948, include his actual or estimated 1948 sales at these premises in inquiry 3. Are such sales included in inquiry 3 of this report? Check ☐ Yes ☐ No

2. DESCRIPTION OF BUSINESS:

(*a*) Kind of business .....

Give usual designation by which your entire establishment, including leased departments or concessions, is known to the trade or public. **EXAMPLES:** Grocery store, grocery-meat (fresh) store, meat market, candy store, restaurant, lunch counter, drug store with fountain, jewelry store, women's shoe store, florist, feed store, furniture store, farm equipment dealer, gasoline service station, tire-battery-accessory dealer.)

(*b*) Type of operation (place check mark in proper square):

1 ☐ Consumer cooperative establishment (usually owned and operated by a consumers' organization).
2 ☐ Farm cooperative retail establishment (owned and operated by a farmers' cooperative organization).
3 ☐ Mail-order house (catalog sales).
4 ☐ Direct selling (house to house).
5 ☐ Merchandise vending machine operator.
6 ☐ Leased department or concession (department of a store operated under separate ownership).
7 ☐ Check here if none of the above types of operation applies to your establishment.

(*c*) Legal form of organization—November 1948 (place check mark in proper square):

1 ☐ Individual proprietorship.
2 ☐ Partnership.
3 ☐ Corporation.
4 ☐ Cooperative association (nonincorporated).
5 ☐ State, county, or municipal establishment.
6 ☐ Other (specify) .....

Census Use Only	A State	B County	C City	D City size	E Source	F Stores	G Firm size	H K. B.	J Type	J Legal	K Multi.	L Yr. acq'd	M Pt. Yr.	N E. D.	O No. L. D.	P

• **NOTE: Answer all inquiries on pages 1, 2, and 3, and appropriate block in inquiry 11.**

3. TOTAL SALES IN 1948:

(Sales in inquiries (a), (b), and (c) below should be reported EXCLUSIVE of sales taxes and excise taxes collected by you directly from customers and paid by you directly to any taxing agency.)
(Deduct returned goods and allowances, but do not deduct allowances for trade-ins taken as part payment for new merchandise. Include financing charges if any.)

Census Use Only

(a) Sales of merchandise (Include meals and fountain and bar sales.) $ A-1

(b) Receipts from repairs and from other services to customers $ A-2

(c) **Total** sales and receipts from customers (total of (a) and (b)) $ A-3 B-1 D-1 F-1

(d) Sales taxes and excise taxes (State and local sales taxes and Federal excise taxes) collected by you directly from customers and paid by you directly to any taxing agency (not to be included in inquiry 3 (a)) $ A-4

(e) Sales for resale: How much of the amount reported in inquiry 3 (a) above represents sales to other businesses for resale? $ A-5

4. SALES—CASH AND CREDIT:

(If you have no open credit or installment sales, report "None" in the proper spaces.)
(Sales on installment or deferred payment plans should represent sales at full sales price including down payment, and should represent total of such sales regardless of whether paper is discounted, sold, or held.)

Census Use Only

Amount of your net sales in 1948 that were—

(a) Cash and c. o. d. $ B-2

(b) On charge account and open credit $ B-3

(c) On installment or deferred payment plans $ B-4

(d) **Total** of (a), (b), and (c) above. $ ..... (Must agree with inquiry 3 (c)).

5. BALANCES DUE FROM CUSTOMERS:

Amount owed to you by your customers on—

	Dec. 31, 1948	*Dec. 31, 1947*	Census Use Only
(a) Charge accounts and open credit.	$	$	B-5 B-6
(b) Installment or deferred payment plans	$	$	B-7
(c) **Total** (total of (a) and (b))	$	$	B-8

(Exclude amounts sold to finance companies, banks, and others. Include any receivables against which you have borrowed. Do not deduct reserves for bad debts.)

6. MERCHANDISE ON HAND:

(a) Inventory of merchandise on hand—

(Report cost value. If inventory records are maintained on other than cost basis, report only cost equivalent or wholesale market value of stocks on hand. Do not include fixtures or equipment used in your business. Report inventories as of Dec. 31 or nearest inventory date.)

Census Use Only

December 31, 1948 $ B-9

December 31, 1947 $ B-10

(b) If inventory figures reported above are for a date other than Dec. 31, give date used .....

7. PAY ROLL AND EMPLOYMENT (Do not include proprietors, partners, or unpaid family members reported in inquiry 8):

(a) Total pay roll for year 1948 $ .....

(Report the full amount of salaries, wages, bonuses, and commissions before deductions for Social Security, income tax withholding, insurance, dues, etc. If a corporation, include amount paid to officers and executives. Do not include the value of payments in kind, such as meals, lodging, etc., or amounts received by employees as tips, etc.)

Census Use Only A-6 C-1

(b) Employment and pay roll for selected workweeks in 1948:

PAY ROLL CLASSIFICATION OF EMPLOYEE	WORKWEEK ENDED NEAREST— MARCH 15		JULY 15		NOVEMBER 15		C
	Number of employees	Pay roll for the workweek [1]	Number of employees	Pay roll for the workweek [1]	Number of employees	Pay roll for the workweek [1]	
(1) **Total** employees and pay roll		$		$		$	A-7
(2) Employees paid for at least the full workweek [2]		$		$		$	
(3) Employees paid for less than the full workweek [2]		$		$		$	A-8

[1] Where your pay-roll period is other than a week, *adjust the figures to a weekly basis.* Commissions paid on other than a weekly basis should be adjusted to a weekly basis.
[2] The full workweek is defined as the number of hours typically worked in a week by employees of your establishment.

8. PROPRIETORS, PARTNERS, AND UNPAID FAMILY MEMBERS—NOVEMBER 1948 (Does not apply to corporations):

(a) Number of proprietors or partners generally devoting major portion of their time to this business A-9

(b) Family members (wives, sons, daughters, etc.) who worked in this business but who were not paid a wage or salary (family members paid a wage or salary should be included in inquiry 7 and not here):

(1) Number who worked at least the full workweek A-10

(2) Number who worked less than the full workweek A-11

9. **TRUCKS DECEMBER 1948** (Exclude fork-lift trucks, industrial tractors, etc., and vehicles held for sale):	TOTAL	MANUFACTURER'S RATED CAPACITY						Q Mem
		Less than 1½ tons		1½ tons		Over 1½ tons		
Number of trucks and truck-tractors operated (whether owned or leased) during December 1948			B–11		B–12		B–13	R Sales

10. LEASED DEPARTMENTS OR CONCESSIONS AT THIS PLACE OF BUSINESS:

All entries in your report for this place of business should include operations of leased departments or concessions selling merchandise at retail located in this store. List below *all* leased departments or concessions operated in your store. For each leased department selling merchandise at retail, report the name and business address of the owner or operator, the kind of business conducted (millinery, shoes, meat department, etc.), the volume of sales in 1948, and in column (e) list the inquiries (3, 4, 5, etc.) for which data are included for the leased department in the report for your store. For each leased department providing services to customers (beauty parlor, shoe repair, watch repair, etc.) report the name, address, and kind of business only.

S Emp

T Service

	OWNER OR OPERATOR OF LEASED DEPARTMENT		Kind of business conducted by leased department	Volume of sales for 1948 (Estimate if necessary)	List inquiries for which data are included in report for store	D Census Use Only
	Name (a)	Business Address of Owner (b)	(c)	(d)	(e)	
(1)						
(2)						
(3)						
(4)						
(5)						
(6)						
(7)						
(8)						
(9)						
(10)						
(11)						

11. ANALYSIS OF SALES BY MERCHANDISE LINES:

Select the block that applies to your particular kind of business. Check the kind of business and report actual or estimated sales of each merchandise line in the block.

Sales of merchandise lines and other receipts for which spaces are not provided in the selected block should be combined and shown on the line "other sales." If the amount of these "other sales" exceeds ten percent of your total sales, select a second block that next most closely applies to your particular kind of business. Only the merchandise lines that were grouped in the "other sales" in the first block should be reported in the second block.

INDEX TO MERCHANDISE LINE BLOCKS

Group	Page	Group	Page
Food, tobacco, and liquor stores	4–5	Furniture—House furnishings group	8
Eating and drinking places	5	Household appliances, radios, music group	8
Drug stores	5	Jewelry, luggage, sporting goods stores	8
Gasoline stations and auto accessory dealers	5	Automotive and farm equipment dealers	9
Apparel group	6	Lumber, building materials, hardware group	9
General merchandise stores	6	Second-hand stores	9
Variety stores	6	Other retail stores	10
Department stores and mail-order houses	7		

FOOD, TOBACCO, AND LIQUOR STORES

A ☐ Grocery store ☐ Meat market
☐ Grocery-meat (combination) store ☐ Fish market
☐ Fruit store or vegetable market ☐ Truck (or wagon) route
☐ Coffee, tea, spice store or distributor

		Key
Meat (all kinds), sea food, poultry department	$	1–2
Fresh fruit and vegetable department	$	3
Canned goods and other groceries (grocery department)	$	4
Gasoline, lubricants, and fuel oil	$	5
Other nongrocery items not included above (appliances, meals, apparel, etc.)	$	6
TOTAL, PER INQUIRY 3 (c)	$	

	Serv.	Mem.	X	Key
For grocery and grocery-meat stores only:	—	—		7

Do you sell fresh meats? Check ☐ Yes ☐ No

Self-service or full-service:

Is the grocery department self-service? Check ☐ Yes ☐ No

Is the meat department (more than 50%) self-service? Check ☐ Yes ☐ No

Is the fresh fruit and vegetable department (more than 50%) self-service? Check ☐ Yes ☐ No

Group membership (check one):

☐ Member of a voluntary (wholesaler sponsored) group.
☐ Member of a retailer-owned cooperative (retailer-owned wholesaler) group.
☐ Not a member of either type of group described above.

B ☐ Liquor store (retail package store)

		Key
Liquors and other spirits	$	1–2
Wines	$	3
Beer and ale	$	4
Other sales	$	5
TOTAL, PER INQUIRY 3 (c)	$	

C ☐ Milk dealer (house-to-house delivery) ☐ Egg and poultry dealer
☐ Dairy products store
☐ Ice cream store (selling primarily for off-premise consumption. Use block E for on-premise consumption.)

		Key
Milk and cream	$	1–2
Ice cream, frozen custard, etc.	$	3
Other dairy products	$	4
Eggs	$	5
Poultry	$	6
Groceries and other food items	$	7
Other sales	$	8
TOTAL, PER INQUIRY 3 (c)	$	

For milk dealers only:

Sale of Fluid Milk and Cream, 1948	Number of quarts: Milk	Key	Number of quarts: Cream	Key
a. Total		2–2		3–2
b. Retail on routes (including own sales counters)		3		3
c. Wholesale on routes		4		4
d. To plants of other companies for fluid use		5		5
e. To manufacturing plants		6		6
f. Other sales		7		7

	Code	X	Key
g. Do you make other dairy products in this establishment? Check ☐ Yes ☐ No			8

D ☐ Candy store, nut store ☐ Delicatessen store
☐ Confectionery store ☐ Bakery products store
☐ Cigar store or stand

		Key
Candy, nuts, confectionery	$	1 2
Delicatessen meats, salads, etc	$	3
Cigars, cigarettes, tobacco	$	4
Bakery products	$	5
Fountain and meals	$	6
Canned goods, beverages, and other grocery and food items	$	7
Other sales	$	8
TOTAL, PER INQUIRY 3 (c)	$	

For bakeries only: Code — X 2 2

Is this establishment engaged in baking bread, cakes, cookies, pies, doughnuts, etc., on these premises? Check ☐ Yes ☐ No

If your answer is "Yes," how much of the amount reported in inquiry 3 (c) above represents sales of products baked on the premises? $ 2-3

EATING AND DRINKING PLACES

E ☐ Restaurant (table service) ☐ Lunch counter
☐ Restaurant (table and counter service) ☐ Refreshment stand
☐ Cafe or grill ☐ Fountain
☐ Cafeteria ☐ Ice cream, frozen custard stand
☐ Lunchroom ☐ Drinking place with meals
☐ Diner ☐ Bar or other drinking place
☐ Caterer ☐ In-plant feeding—company operated
☐ In-plant feeding—other

		Key
Sale of meals	$	1–2
Alcoholic beverages (exclude packaged liquors)	$	3
Fountain sales and soft drinks not included above	$	4
Outside catering (all foods)	$	5
Cigars, cigarettes, tobacco	$	6
Candy, nuts, confectionery	$	7
Canned goods, other groceries, packaged liquors, soft drinks, etc., sold for consumption off premises	$	8
Other sales	$	2–2
TOTAL, PER INQUIRY 3 (c)	$	

DRUG STORES

F ☐ Drug store without fountain ☐ Drug store with fountain
☐ Other store selling proprietary medicines, toiletries, or sundries

		Key
Prescriptions only	$	1 2
Drugs and medicines (excluding prescriptions and farm animal remedies), toiletries, cosmetics, and sundries	$	3
Liquors, wines, and beer (packaged goods only)	$	4
Fountain and meals	$	5
Tobacco department, news-stand, confectionery, candies, and nuts	$	6
Farm animal remedies	$	7
Other sales	$	8
TOTAL, PER INQUIRY 3 (c)	$	

Code — X 2 2

Was this establishment legally qualified to fill prescriptions in 1948? Check ☐ Yes ☐ No

Number of registered pharmacists working in this store December 15, 1948 (including proprietor if a pharmacist):
Full time 2 3
Part time 2–4

How many new and refill (or renewal) prescriptions, including narcotic prescriptions, were filled in this store in 1948? 2 5

GASOLINE STATIONS AND AUTO ACCESSORY DEALERS

G ☐ Gasoline service station (filling station)
☐ Tire, battery, accessory dealer

		Key
Gasoline	$	1–2
Lubricants	$	3
Fuel oil	$	4
Tires—new and used	$	5
Tire recapping and vulcanizing	$	6
Batteries and accessories	$	7
Household appliances and equipment	$	8
Services, including washing, greasing, tire repairing, etc	$	2–2
Other sales	$	2–3
TOTAL, PER INQUIRY 3 (c)	$	
Gallons of gasoline sold during 1948	Gals.	2 4

• **NOTE: Use one block, A-V. See instructions at top of inquiry 11, page 4.**

APPAREL GROUP

H ☐ Women's ready-to-wear store
☐ Men's shoe store
☐ Family clothing store
☐ Women's shoe store
☐ Men's (and boys') store
☐ Children's and juveniles' shoe store
☐ Men's hat store
☐ Family shoe store
☐ Infants' wear shop
☐ Custom tailor
☐ Millinery, fur, corset, hosiery, accessories or other specialty store not listed (specify)_____

		Key
Men's ready-made clothing (include made-to-measure)	$	1–2
Men's furnishings (excluding hats and caps)	$	3
Men's hats and caps	$	4
Boys' wear	$	5
Custom-made men's clothing	$	6
Women's, misses', and juniors' coats and suits	$	7
Women's, misses', and juniors' dresses	$	8
Housedresses and uniforms	$	2–2
Custom-made women's apparel	$	3
Fur garments and furs	$	4
Blouses, skirts, and sportswear	$	5
Girls' and teen-age wear	$	6
Infants' wear	$	7
Underwear, slips, negligees, and robes	$	8
Corsets and brassieres	$	3–2
Women's and children's hosiery	$	3
Millinery	$	4
Handbags and other accessories	$	5
Men's and boys' leather footwear	$	6
Women's, misses', and juniors' leather footwear	$	7
Rubber footwear	$	8
Other sales	$	4–2
TOTAL, PER INQUIRY 3 (c)	$	

GENERAL MERCHANDISE STORES

I ☐ General merchandise store
☐ Dry goods store
☐ Piece-goods store
☐ Country general store (with food)
☐ Country general store (without food)
☐ Embroidery, needlework store

		Key
Men's clothing, furnishings (including boys')	$	1–2
Women's apparel, accessories (including girls', infants')	$	3
Shoes and rubber footwear	$	4
Dry goods and other soft goods, bedding, embroidery, needlework, patterns, notions, etc	$	5
Furniture, floor coverings, radio and television sets, household appliances (refrigerators, washers, ironers, cleaners, etc.), lamps, pictures, housewares	$	6
Building materials, hardware, paint, glass, wallpaper, lighting and electrical supplies	$	7
Farm implements, farm and garden supplies, feed, seeds, fertilizers, etc.	$	8
Drugs and medicines, toiletries and cosmetics	$	2–2
Cigars, cigarettes, tobacco	$	3
Canned goods and other groceries, confectionery, and beverages (grocery department)	$	4
Gasoline, lubricants, and fuel oil	$	5
Other sales	$	6
TOTAL, PER INQUIRY 3 (c)	$	

VARIETY STORES

J ☐ Variety store (commonly known as a "5 and 10 cent store" or a "5¢ to $1.00 store")

		Key
Women's, misses' and juniors' ready-to-wear apparel and accessories (including millinery, hosiery, infants' wear, etc.) and men's and boys' clothing and furnishings	$	1–2
Dry goods and domestics	$	3
Notions and smallwares	$	4
Hardware, paint, electrical supplies and appliances	$	5
Housefurnishings, including china, glass, and kitchen utensils	$	6
Drugs and toiletries	$	7
Toys, games, and books	$	8
Stationery	$	2–2
Jewelry	$	3
Fountain and meals	$	4
Candy, nuts, and confectionery	$	5
Other sales	$	6
TOTAL, PER INQUIRY 3 (c)	$	

DEPARTMENT STORES AND MAIL-ORDER HOUSES

K ☐ Department store

☐ Mail-order house (selling a general line of merchandise)

Main Store—

	Key
Piece goods and household textiles:	
Silks, velvets, synthetics, and woolen dress goods $	1–2
Cotton wash goods $	3
Linens and towels $	4
Domestics—muslins, sheetings; blankets, comforters, and spreads $	5
Small wares:	
Laces, trimmings, embroideries, ribbons, notions, and art needlework $	6
Toiletries, drugs, and drug sundries $	7
Silverware, clocks, fine jewelry, and watches $	8
Costume jewelry $	2–2
Books, magazines, and stationery $	3
Women's, misses', and children's ready-to-wear accessories:	
Neckwear, scarfs, and handkerchiefs $	4
Millinery $	5
Women's and children's gloves $	6
Corsets and brassieres $	7
Women's and children's hosiery $	8
Underwear, slips, negligees, and robes $	3–2
Infants' wear $	3
Handbags and small leather goods $	4
Women's and children's shoes $	5
Women's and misses' ready-to-wear apparel:	
Women's, misses', and juniors' coats and suits $	6
Women's, misses', and juniors' dresses $	7
Girls' and teen-age wear $	8
Blouses, skirts, and sportswear $	4–2
Aprons, housedresses, and uniforms $	3
Furs $	4
Men's and boys' wear:	
Men's clothing $	5
Men's furnishings and hats $	6
Boys' wear $	7
Men's and boys' shoes and slippers $	8
House furnishings:	
Furniture, beds, mattresses, and springs $	5 2
Floor coverings $	3
Draperies, curtains, upholstery materials, lamps and shades $	4
Major household appliances $	5
China, glassware, crockery, small appliances, kitchenware, and other housewares $	6
Radios, television sets, phonographs, records, and musical instruments $	7
Miscellaneous merchandise departments:	
Toys, games, sporting goods, bicycles, and cameras $	8
Luggage, trunks, bags, etc $	6–2
Candy, nuts, confectionery, and groceries $	3
Restaurant and fountain sales $	4
Packaged liquors and wines $	5
Paint and wallpaper $	6
Hardware $	7
Lighting, electrical supplies (except household appliances) $	8
Heating, plumbing equipment and supplies $	7–2
Building materials $	3
Farm equipment, implements, and machinery $	4
Tires, batteries, and accessories $	5
Gasoline and lubricants $	6
Basement Store—	
Piece goods and household textiles $	7
Women's and misses' ready-to-wear:	
Hosiery, underwear, corsets, millinery, other accessories $	8
Coats, suits, and dresses $	8–2
Blouses, skirts, and sportswear $	3
Infants' and children's wear $	4
Men's and boys' wear:	
Men's clothing and furnishings $	5
Boys' wear $	6
House furnishings $	7
Shoes $	8
Other sales and receipts $	9–2
TOTAL, PER INQUIRY 3 (*c*) $	

• **NOTE: Use one block, A-V. See instructions at top of inquiry 11, page 4.**

FURNITURE—HOUSE FURNISHINGS GROUP

L

- ☐ Furniture store
- ☐ Floor coverings store
- ☐ Interior decorator
- ☐ Shade, blind, awning, or tent shop
- ☐ Antique shop
- ☐ Pictures and framing store
- ☐ Drapery, curtain, upholstery store
- ☐ China, glassware, crockery, kitchenware store
- ☐ Direct distributor (house-to-house sales)
- ☐ Furniture—hardware store
- ☐ Furniture—funeral services
- ☐ Used-furniture store
- ☐ Flag and banner shop
- ☐ Lamp and shade shop

		Key
Furniture, household (except office)	$	1-2
Mattresses, springs and other sleep equipment (including studio couches, sofa beds, etc.)	$	3
Office furniture	$	4
Floor coverings—soft surface	$	5
Floor coverings—hard surface	$	6
Draperies, curtains, and upholstery materials	$	7
China, glassware, and crockery	$	8
Pictures, frames, lamps, and shades	$	2-2
Pianos, musical instruments, music, phonographs, and records	$	3
Radios, television sets and parts	$	4
Major household appliances	$	5
Small appliances, kitchenware, and other housewares	$	6
Luggage, sporting goods, bicycles, toys	$	7
Hardware, tools, paint, glass, wallpaper	$	8
Shades, blinds, awnings, tents, flags, banners	$	3-2
Other sales	$	3
TOTAL, PER INQUIRY 3 (c)	$	

HOUSEHOLD APPLIANCES, RADIOS, MUSIC GROUP

M

- ☐ Household appliance dealer
- ☐ Household appliances and radio store
- ☐ Piano—musical instruments store
- ☐ Stove and range dealer
- ☐ Radio store
- ☐ Radio-music dealer
- ☐ Music store
- ☐ Record shop
- ☐ Dealer or sales office for refrigerator, cleaner, cooker, sewing machine, burner, stoker, or other household appliances, including room air conditioners.

		Key
Radios, television sets and parts	$	1-2
Pianos, musical instruments, music, phonographs	$	3
Phonograph records	$	4
Major household appliances	$	5
Small appliances, kitchenware, and other housewares	$	6
Cameras, projectors, photo equipment and supplies	$	7
Service and repair department sales and receipts	$	8
Other sales	$	2-2
TOTAL, PER INQUIRY 3 (c)	$	

JEWELRY, LUGGAGE, SPORTING GOODS STORES

N

- ☐ Jewelry store
- ☐ Luggage store
- ☐ Camera store
- ☐ Bicycle shop
- ☐ Credit jewelry store
- ☐ Sporting goods store
- ☐ Optician or optical goods store

		Key
Jewelry (except items below)	$	1-2
Diamonds and precious stones	$	3
Watches, clocks, silverware	$	4
Novelty and costume jewelry	$	5
Cameras, projectors, films, photo equipment and supplies	$	6
Optical goods, frames, lenses	$	7
Luggage and leather goods	$	8
Bicycles, parts and supplies	$	2-2
Sporting goods, games, toys	$	3
Radios, television sets and parts	$	4
Household appliances	$	5
Pianos, musical instruments, phonographs, music	$	6
Other sales	$	7
TOTAL, PER INQUIRY 3 (c)	$	

AUTOMOTIVE AND FARM EQUIPMENT DEALERS

O ☐ Motor-vehicle dealer
☐ Used-car dealer
☐ Motorcycle dealer
☐ Farm equipment dealer
☐ Motorboat, yacht, boat dealer
☐ Aircraft dealer
☐ Automobile trailer dealer

	Number sold	Key		Key
Passenger cars (new)		1-2	$	1-3
Trucks (new)		1-4	$	1-5
Passenger cars (used)		1-6	$	1-7
Trucks (used)		2-2	$	2-3
Parts and accessories			$	4
Shop or service labor sales			$	5
Farm equipment, implements, and machinery (new)			$	6
Farm equipment, implements, and machinery (used)			$	7
Other farm supplies (allied lines)			$	8
Motorcycles, parts, and supplies			$	3-2
Aircraft for private (noncommercial) use			$	3
Motorboats, yachts, canoes, etc., and parts and supplies			$	4
Automobile trailers			$	5
Gasoline and lubricants			$	6
Other sales			$	7
TOTAL, PER INQUIRY 3 (c)			$	

LUMBER, BUILDING MATERIALS, HARDWARE GROUP

P ☐ Retail lumber and building material dealer
☐ Building material dealer without lumber
☐ Hardware store
☐ Paint, glass, wallpaper store
☐ Electrical supply store
☐ Heating and plumbing equipment dealer

	Key
Softwood lumber (rough-sawed, dressed and worked or patterned) $	1-2
Hardwood lumber (exclude hardwood flooring) $	3
Hardwood flooring $	4
Plywood (softwood and hardwood) $	5
Other lumber products such as millwork and prefabricated items $	6
Building materials, exclusive of lumber and lumber products $	7
Hardware $	8
Paint, glass, wallpaper $	2-2
Hay, grain, feed, seed, fertilizer, other farm and garden supplies $	3
Farm equipment, implements, and machinery $	4
Coal, wood, and fuel oil $	5
Major household appliances $	6
Small appliances, kitchenware, and other housewares $	7
Furniture, floor coverings, draperies, shades $	8
Heating, plumbing, and air-conditioning equipment and supplies $	3-2
Lighting, electrical supplies (except household appliances) $	3
Other sales $	4
TOTAL, PER INQUIRY 3 (c) $	

SECOND-HAND STORES

Q Kind of business (specify) _____

	Key		Key
Cameras, tools, firearms, luggage $	1-2	Tires, tubes, auto parts, accessories (used) $	2-3
Jewelry, silverware, precious stones $	3	Tires, tubes, auto parts, accessories (new) $	4
Clothing, furs, shoes (used) $	4	Typewriters, other office and store equipment $	5
Clothing, furs, shoes (new) $	5	Brick, lumber, all building materials (used) $	6
Furniture, etc. (used) $	6	Brick, lumber, all building materials (new) $	7
Furniture, etc. (new) $	7	All second-hand sales not specified above $	8
Household appliances (refrigerators, cleaners, sewing machines, etc.) $	8	All new merchandise sales not specified above $	3-2
Used cars, trucks $	2-2	Repairs, storage, service receipts $	3
		TOTAL, PER INQUIRY 3 (c) $	

• **NOTE: Use one block, A-V. See instructions at top of inquiry 11, page 4.**

OTHER RETAIL STORES

R ☐ Fuel and ice dealer ☐ Ice dealer
☐ Coal and feed store ☐ Coal or wood yard
☐ Fuel oil dealer ☐ Bottled gas dealer

		Key
Coal, wood	$	1–2
Ice	$	3
Fuel oil (domestic heating)	$	4
Bottled gas	$	5
Oil burners, furnaces, stokers	$	6
Other major household appliances	$	7
Hay, grain, feed, fertilizers, farm and garden supplies	$	8
Other sales	$	2–2
TOTAL, PER INQUIRY 3 (c)	$	

S ☐ Hay, grain, and feed store ☐ Fertilizer dealer
☐ Farm and garden supply store

		Key
Hay, grain, and other feeds	$	1–2
Seeds, bulbs, and nursery stock	$	3
Fertilizers	$	4
Farm and garden supplies	$	5
Farm equipment, implements, and machinery	$	6
Coal, wood, fuel oil	$	7
Building materials, hardware, paint, electrical supplies	$	8
Canned goods, groceries, meats, other foods and beverages	$	2–2
Other sales	$	3
TOTAL, PER INQUIRY 3 (c)	$	

T ☐ Florist ☐ Seed store

		Key
Cut flowers, wreaths, displays	$	1–2
Potted growing plants	$	3
Seeds, bulbs, nursery stock	$	4
Pottery and giftware	$	5
Other sales	$	6
TOTAL, PER INQUIRY 3 (c)	$	

U ☐ School supply—stationery store ☐ Book store ☐ Book club
☐ Stationery store ☐ News dealer ☐ Rare book or used book store
☐ Commercial stationer ☐ Store and office equipment and supply dealer

		Key
Typewriters	$	1–2
Office machines (adding, calculating, bookkeeping machines, etc.)	$	3
Store machines and equipment (scales, grinders, slicers, cash registers, etc.)	$	4
Machine rentals and repair service receipts	$	5
Store and office furniture and fixtures—metal and plastic	$	6
Store and office furniture and fixtures—wood	$	7
Stationery, printed forms, and office supplies	$	8
Printing on order	$	2–2
Books	$	3
Rare books, prints, manuscripts	$	4
Second-hand books	$	5
Book rentals	$	6
Phonograph records	$	7
Gifts, novelties, souvenirs, toys	$	8
Newspapers, magazines	$	3–2
Cigars, cigarettes, tobacco	$	3
Candy, nuts, confectionery	$	4
Fountain and meals	$	5
Other sales	$	6
TOTAL, PER INQUIRY 3 (c)	$	

V ☐ Gift, novelty, souvenir shop ☐ Philatelist (stamps, coins, etc.)
☐ Toy shop ☐ Pet shop ☐ Religious goods store
☐ Other (specify) _____

		Key
Gifts, novelties, souvenirs	$	1–2
Toys	$	3
Stamps, coins, collectors' supplies	$	4
Pets (animals, fish, etc.) and supplies	$	5
Religious (church) goods	$	6
Other sales	$	7
TOTAL, PER INQUIRY 3 (c)	$	

• **NOTE: Use one block, A-V. See instructions at top of inquiry 11, page 4.**

12. **REMARKS:**

This report is correct and complete to the best of my knowledge and covers the period from ....., 19....., to ....., 19.....

By .....
(Signature and title of person furnishing the information)

.....
(Signature of enumerator)

Date .....
(Month) (Day) (Year)

Field Office Use Only

ACTION	DATE	INITIALS

U. S. GOVERNMENT PRINTING OFFICE O—808311

SECTION IV—Continued **LISTING SHEET**

Line No.	A: Block or Road Reference	A: Address No. (1)	B: Street or Road Name (Also enter highway or road number for rural roads) (2)	C: Additional Location Information If Necessary (Building name, room number, location on rural road, etc.)	D: (1) Name of Business (2) Name of Owner (Print clearly)	E: Leased Department In This Establishment — Yes	E: No	E: LD	F: FIELD OFFICE USE ONLY — E. I. Number, If Matched
81					(1) (2)				
82					(1) (2)				
83					(1) (2)				
84					(1) (2)				
85					(1) (2)				
86					(1)	Yes	No	LD	

Line No.	G: Retail (Including gasoline service stations) BC-20 (1)	G: BC-21 (2)	H: Service BC-43 Automotive Repair or Service (3)	H: BC-47 Cleaning and Laundering (4)	H: BC-40 Other Service (5)	H: BC-41 Hotel, Tourist Camp or Court (6)	H: BC-42 Amusement (7)	H: Wholesaler; Industrial Goods Distributor; Agent, Broker, Mfgrs. Sales Office, Sales Branch; Assembler; Petroleum Bulk Plant (8)	H: Administrative Office (9)	H: Other (Specify in "Remarks") (10)	J: Will This Unit Report For Any Other Place Of Business — Yes	J: No	K: Part of Multi-Unit Organization (If "YES" complete Cols. Q–V in Section V) — Yes	K: No	L: If Report is Left With Respondent — Date Left (1)	L: Date to be Picked up (2)	M: Date Report Obtained	N: Remarks — Always show: (a) Name of person to contact if report form is left. (b) Type of activity of establishment if "X" in column H (9) or H (10). (c) Source of report if "X" in L1) section of column E. (d) Address of plant for plant operated outlets—"X" in column H (4).	P: FIELD OFFICE USE ONLY — Date Report Mailed To Washington
81																			
82																			
83																			
84																			
85																			
86	(1)	(2)	(3)	(4)	(5)	(6)	(7)	(8)	(9)	(10)	Yes	No	Yes	No	(1)	(2)			
87																			

APPENDIX F

CONTENTS OF 1948 CENSUS OF BUSINESS VOLUMES

VOLUME I: RETAIL TRADE--GENERAL STATISTICS, PART 1

Chapter 1.--United States Summary

Table 1A Retail stores, warehouses, and administrative offices--United States, by kind of business: 1948
Table 1B Retail stores, warehouses, and administrative offices--Geographic division and State: 1948
Table 1C Retail stores--United States, by kind of business: 1948, 1939, and 1929
Table 1D Retail stores--Geographic division and State: 1948, 1939, and 1929
Table 1E Retail stores--Geographic division, by kind of business: 1948
Table 1F Retail stores--Kind of business, by geographic division and State: 1948
Table 1G Retail stores--Kind of business, by standard metropolitan area: 1948
Table 1H Retail stores, 1948--Standard metropolitan areas ranked by 1948 sales volume
Table 1J Retail stores, 1948 and 1939--Cities with 25,000 inhabitants or more ranked by 1948 sales volume
Table 1K Retail stores, 1948 and 1939--Cities with 10,000 to 24,999 inhabitants

Chapter 2.--Sales Size

Table 2A Sales size--United States, by kind of business, by full-and part-year operation: 1948
Table 2B Sales size--United States, by kind of business: 1948
Table 2C Sales size of stores with legal form corporation--United States, by kind of business: 1948
Table 2D Sales size of stores with legal form other than corporation--United States, by kind of business: 1948
Table 2E Sales size--State, by kind of business: 1948
Table 2F Sales size of single and multiunits--United States, by kind of business: 1948
Table 2G Sales size of single and multiunits--Geographic division, by kind of business: 1948

Chapter 3.--Single Units and Multiunits

Table 3A Single and multiunits--United States, by kind of business: 1948
Table 3B Single and multiunits--State, by kind of business: 1948
Table 3C Single and multiunits--Selected standard metropolitan areas, by kind of business: 1948
Table 3D Retail operations of firms with four or more retail stores--United States, by kind of business: 1948 and 1939

Chapter 4.--Employee Size

Table 4A Employee size of stores--United States, by kind of business: 1948
Table 4B Employee size of stores--Geographic division, by kind of business: 1948
Table 4C Employee size of stores--State, by kind of business: 1948
Table 4D Employee size of stores--United States--Sales size, by kind of business: 1948

Chapter 5.--City Size

Table 5A City size--United States, by kind of business: 1948
Table 5B City size--United States, by kind of business: 1948 and 1939

Table 5C City size--United States and geographic divisions: 1948
Table 5D City size--Geographic division, by kind of business: 1948

Chapter 6.--Legal Form of Organization

Table 6A Legal form of organization--United States, by kind of business: 1948 and 1939
Table 6B Legal form of organization--Geographic division and State: 1948 and 1939
Table 6C Legal form of organization--United States, by kind of business: 1948
Table 6D Legal form of organization--State, by kind of business: 1948
Table 6E Legal form of organization--Proprietorships and partnerships with and without active proprietors, by kind of business, United States: 1948
Table 6F Legal form of organization--Proprietorships and partnerships with and without active proprietors, by geographic division and State: 1948

Chapter 7.--Warehouses, Other Auxiliary Units

Table 7A Warehouses of retail multiunit organizations--United States, by kind of business: 1948
Table 7B Warehouses of retail multiunit organizations--Geographic division and State: 1948
Table 7C Warehouses of retail multiunit organizations--Employees and pay roll for selected workweeks--United States, by kind of business: 1948
Table 7D Administrative offices of retail multiunit organizations--United States, by kind of business: 1948

Chapter 8.--Miscellaneous

Table 8A Period established or acquired--United States--Single and multiunits, by kind of business: 1948
Table 8B Period established or acquired--Single and multiunits--United States, by geographic division and State: 1948
Table 8C Analysis of source of receipts--United States, by kind of business: 1948

Chapter 9.--Territories

Data for Alaska and Hawaii: Includes tables similar to those presented for continental United States, except that tables were omitted where there was an insufficient number of establishments to permit publication.

VOLUME II: RETAIL TRADE--GENERAL STATISTICS, PART 2, AND MERCHANDISE LINE SALES STATISTICS

Chapter 10.--Merchandise Inventories

Table 10A Merchandise inventories--United States, by kind of business: 1948
Table 10B Merchandise inventories--Geographic division, by kind of business: 1948
Table 10C-1 Merchandise inventories--Corporate status, by kind of business--United States: 1948
Table 10C-2 Merchandise inventories--Kind of business, by sales size--United States: 1948
Table 10D Merchandise inventories--Single and multiunits--United States, by kind of business: 1948
Table 10E Merchandise inventories of large stores and multiunits, and small-store sample--United States and geographic division, by kind of business: 1948
Table 10F Merchandise inventories of large stores and multiunits--States, by kind of business: 1948

Table 8C Wholesale establishments--Period established or acquired--United States, by type of operation and kind of business: 1948
Table 8D Wholesale establishments--Detailed type of operation, by kind of business: 1948
Table 8E Voluntary group grocery wholesalers--Percentage of sales to group members--United States and geographic divisions: 1948
Table 8F Retailer-cooperative grocery warehouses--Percentage of sales to retailer owners--United States and geographic divisions: 1948
Table 8G Wholesale agents and brokers--United States, by kind of business and class of agent, broker: 1948
Table 8H Wholesale agents and brokers--Selected standard metropolitan areas, by kind of business and class of agent, broker: 1948
Table 8J Merchant wholesalers--Selected kinds of business--Geographic division and State: 1948

Chapter 9.--Territories

Data for Alaska and Hawaii: Includes tables similar to those presented for continental United States, except that tables were omitted where there was an insufficient number of establishments to permit publication.

Chapter 10.--Commodity Line Sales--United States

Table 10A Commodity line sales--Merchant wholesalers-United States, by kind of business: 1948
Table 10B Commodity line sales--Manufacturers' sales branches (with stocks)--United States, by kind of business: 1948
Table 10C Commodity line sales--Manufacturers' sales offices (without stocks)--United States, by kind of business: 1948
Table 10D Commodity line sales--Assemblers (mainly farm products)--United States, by kind of business: 1948

Chapter 11.--Commodity Line Sales--Merchant Wholesalers

Table 11 Commodity line sales--Merchant wholesalers--Kind of business, by geographic division: 1948

Chapter 12.--Commodity Line Sales--Manufacturers' Sales Branches

Table 12 Commodity line sales--Manufacturers' sales branches (with stocks)--Kind of business, by geographic division: 1948

Chapter 13.--Commodity Line Sales--Assemblers

Table 13. Commodity line sales--Assemblers (mainly farm products)--Kind of business, by geographic division: 1948

Chapter 14.--Petroleum Bulk Stations and Terminals

Table 14A Petroleum bulk stations and terminals--Geographic division and State: 1948
Table 14B Petroleum bulk stations and terminals--Commodity line sales--United States and geographic divisions: 1948
Table 14C Petroleum bulk stations and terminals--Total dollar sales and gallons of petroleum products sold--Geographic division and State, by type of establishment: 1948
Table 14D Petroleum bulk stations and terminals--Total dollar sales and gallons of petroleum products sold--State, by county and type of establishment: 1948
Table 14E Distributing terminals and district office--Total dollar sales and gallons of petroleum products sold--Geographic division and State: 1948
Table 14F Petroleum bulk stations and terminals--Storage capacity--United States, by geographic division, State, and type of establishment: 1948
Table 14G Petroleum bulk stations and terminals--Type of station,by geographic division and State: 1948

VOLUME V: WHOLESALE TRADE--AREA STATISTICS

United States Summary--Tables appearing here are identical with those appearing in Chapter 1 of Volume IV.

Area Statistics--(The following tables appear,where applicable, for each State, the District of Columbia, Alaska, and Hawaii):

Table 101 The State
Table 102 Standard metropolitan areas
Table 103 Counties and cities of 5,000 inhabitants or more
Table 104 Counties with 50 establishments or more

VOLUME VI: SERVICE TRADE--GENERAL STATISTICS

Chapter 1.--United States Summary

Table 1A Selected services--United States, by kind of business: 1948 and 1939
Table 1B Amusements--United States, by kind of business: 1948 and 1939
Table 1C Personal, business, and repair services--Geographic division and State: 1948 and 1939
Table 1D Amusements--Geographic division and State: 1948 and 1939
Table 1E Hotels--Geographic division and State: 1948 and 1939
Table 1F Tourist courts--Geographic division and State: 1948 and 1939
Table 1G Selected services--United States, by kind of business: 1948
Table 1H Amusements--United States, by kind of business: 1948
Table 1J Selected services--Geographic division, by kind of business: 1948
Table 1K Amusements--Geographic division,by kind of business: 1948
Table 1L Personal, business, and repair services--Geographic division and State: 1948
Table 1M Amusements--Geographic division and State: 1948
Table 1N Hotels--Geographic division and State: 1948
Table 1P Tourist courts--Geographic division and State: 1948
Table 1Q Selected services--Kind of business, by geographic division and State: 1948
Table 1R Amusements--Kind of business, by geographic division and State: 1948
Table 1S Selected services--Kind-of-business groups, by standard metropolitan area: 1948

Chapter 2.--Receipts Size

Table 2A Receipts size--Selected services--United States, by kind of business: 1948
Table 2B Receipts size--Amusements--United States, by kind of business: 1948
Table 2C Receipts size--Personal, business, and repair services--Geographic division and State: 1948
Table 2D Receipts size--Amusements--Geographic division and State: 1948
Table 2E Receipts size--Personal, business, and repair services--Selected kinds of business, by geographic division and State: 1948
Table 2F Receipts size--Motion picture theaters (regular)--Geographic division and State: 1948
Table 2G Receipts size--Bowling alleys--Geographic division and State: 1948

Table 2H Receipts size--Billiard and pool parlors--Geographic division and State: 1948
Table 2J Receipts size--Hotels--Geographic division and State: 1948
Table 2K Receipts size--Tourist courts--Geographic division and State: 1948
Table 2L Receipts size--Personal, business, and repair services--Selected standard metropolitan areas: 1948
Table 2M Receipts size--Amusements--Selected standard metropolitan areas: 1948
Table 2N Receipts size--Hotels--Selected standard metropolitan areas: 1948

Chapter 3.--Employee Size

Table 3A Employee size of establishments--Personal, business, and repair services--United States, by kind of business: 1948
Table 3B Employee size of establishments--Personal, business, and repair services--Geographic division and State: 1948
Table 3C Employee size of establishments--Personal, business, and repair services--Selected kinds of business, by geographic division and State: 1948
Table 3D Employee size of establishments--Year-round hotels--Geographic division and State: 1948

Chapter 4.--City Size

Table 4A City size--Selected services--United States, by kind of business: 1948
Table 4B City size--Personal, business, and repair services, by geographic division: 1948
Table 4C City size--Personal, business, and repair services--Selected kinds of business, by geographic division: 1948
Table 4D City size--Hotels--United States and geographic divisions: 1948
Table 4E City size--Amusements--Total for the United States, and for selected kinds of business, by geographic division: 1948

Chapter 5.--Legal Form of Organization

Table 5A Legal form of organization--Selected services--United States, by kind of business: 1948
Table 5B Legal form of organization--Amusements--United States, by kind of business: 1948
Table 5C Legal form of organization--Personal, business, and repair services--Geographic division and State: 1948
Table 5D Legal form of organization--Amusements--Geographic division and State: 1948
Table 5E Legal form of organization--Hotels--Geographic division and State: 1948
Table 5F Legal form of organization--Tourist courts--Geographic division and State: 1948

Chapter 6.--Trucks

Table 6A Trucks and truck-tractors operated by laundries, cleaning and dyeing plants, and related services, December 1948--United States, by kind of business
Table 6B Trucks and truck-tractors operated by laundries, cleaning and dyeing plants, and related services, December 1948--Geographic division and State
Table 6C Trucks and truck-tractors operated by automobile repair services and garages, December 1948--United States, by kind of business
Table 6E Trucks and truck-tractors operated by automobile repair services and garages, December 1948--Geographic division and State

Chapter 7.--City Statistics

Table 7A Advertising agencies--Selected cities of 100,000 inhabitants or more: 1948
Table 7B Automobile storage and parking--Selected cities of 25,000 inhabitants or more: 1948
Table 7C Barber shops--Selected cities of 5,000 inhabitants or more: 1948
Table 7D Barber and beauty shops combined--Selected cities of 100,000 inhabitants or more: 1948
Table 7E Beauty shops--Selected cities of 5,000 inhabitants or more: 1948
Table 7F Cleaning and dyeing plants (exc. rug cleaning)--Selected cities of 10,000 inhabitants or more: 1948
Table 7G Diaper service--Selected cities of 50,000 inhabitants or more: 1948
Table 7H Electrical repair shops--Selected cities of 25,000 inhabitants or more: 1948
Table 7J Funeral service--Selected cities of 10,000 inhabitants or more: 1948
Table 7K General automobile repair shops--Selected cities of 5,000 inhabitants or more: 1948
Table 7L Linen supply service--Selected cities of 50,000 inhabitants or more: 1948
Table 7M Photographic studios (inc. commercial photography)--Selected cities of 50,000 inhabitants or more: 1948
Table 7N Power laundries--Selected cities of 50,000 inhabitants or more: 1948
Table 7P Pressing, alteration, garment repair shops (inc. fur)--Selected cities of 5,000 inhabitants or more: 1948
Table 7Q Self-service laundries--Selected cities of 50,000 inhabitants or more: 1948
Table 7R Shoe repair shops--Selected cities of 5,000 inhabitants or more: 1948
Table 7S Upholstery, furniture repair shops--Selected cities of 50,000 inhabitants or more: 1948
Table 7T Watch, clock, jewelry repair shops--Selected cities of 25,000 inhabitants or more: 1948
Table 7U Hotels--Selected cities of 10,000 inhabitants or more: 1948

Chapter 8.--Laundries, Cleaning and Dyeing Plants, and Related Services

Table 8A Laundries with power facilities--Geographic division and State: 1948
Table 8B Laundries with power facilities--Selected standard metropolitan areas: 1948
Table 8C Laundries, cleaning and dyeing plants, and related services--Geographic division and State, by kind of business: 1948
Table 8D Laundries, cleaning and dyeing plants, and related services--Selected standard metropolitan areas, by kind of business: 1948
Table 8E Laundries with power facilities--Total receipts, by major sources--Geographic division and State: 1948
Table 8F Laundries with power facilities--Total receipts, by major sources--Selected standard metropolitan areas: 1948
Table 8G Laundries, cleaning and dyeing plants, and related services--Total receipts, by major sources--Geographic division and State, by kind of business: 1948
Table 8H Laundries, cleaning and dyeing plants, and related services--Total receipts, by major sources--Selected standard metropolitan areas, by kind of business: 1948
Table 8J Laundries with power facilities--Wholesale receipts, by major sources--Geographic division and State: 1948
Table 8K Laundries with power facilities--Wholesale receipts, by major sources--Selected standard metropolitan areas: 1948

Chapter 11.--Credit

Table 11A Analysis of cash and credit sales and balances due--United States, by kind of business: 1948
Table 11B Analysis of cash and credit sales and balances due by legal form of organization--United States, by kind of business: 1948
Table 11C Analysis of cash and credit sales and balances due for single and multiunits--United States, by kind of business: 1948
Table 11D Analysis of cash and credit sales and balances due by sales size--United States, by kind of business: 1948
Table 11E Analysis of cash and credit sales and balances due--Geographic division, by kind of business: 1948
Table 11F Analysis of cash and credit sales and balances due for large stores and multiunits, and sample of small stores--Geographic division, by kind of business: 1948
Table 11G Analysis of cash and credit sales and balances due for large stores and multiunits--State, by kind of business: 1948
Table 11H Analysis of cash and credit sales and balances due for large stores and multiunits--Selected standard metropolitan areas, by kind of business: 1948

Chapter 12.--Selected Types of Operation

Table 12A Cooperatives--United States,by kind of business: 1948
Table 12B Cooperatives--Geographic division and State, by kind of business: 1948
Table 12C Cooperatives--United States,by single and multiunits, by kind of business: 1948
Table 12D Cooperatives--United States, by sales size, by kind of business: 1948
Table 12E Cooperatives--Merchandise line sales--United States, by kind of business: 1948
Table 12F Cooperatives--Merchandise inventories--United States, by kind of business: 1948
Table 12G Cooperatives--Analysis of credit sales and balances due--United States, by kind of business: 1948
Table 12H Mail order houses, direct selling organizations, and merchandise vending machine operators--United States, by kind of business: 1948
Table 12J Direct selling organizations--Geographic division and State, by kind of business: 1948
Table 12K Retail stores with retail leased departments--United States, by kind of business: 1948
Table 12L Retail leased departments in retail stores--United States, by kind of business of leased departments, and kind of business of main store: 1948
Table 12M Retail leased departments in retail stores--United States, by kind of business of main store,and kind of business of leased department: 1948

Chapter 13.--Employment and Pay Roll

Table 13A Paid employees and weekly pay roll for selected workweeks--United States, by kind of business: 1948
Table 13B Paid employees and weekly pay roll for selected workweeks--Geographic division, by kind of business: 1948
Table 13C Paid employees and weekly pay roll for selected workweeks for large stores and multiunits and small store sample--Geographic division, by kind of business: 1948
Table 13D Paid employees and weekly pay roll for selected workweeks for large stores and multiunits--State, by kind of business: 1948

Chapter 14.--Trucks

Table 14A Retail trade--Trucks and truck-tractors operated, December 1948--United States, by kind of business
Table 14B Retail trade--Trucks and truck-tractors operated, December 1948--Geographic division, by kind of business
Table 14C Retail trade--Trucks and truck-tractors operated by large stores and multiunits and small store sample, December 1948--Geographic division, by kind of business
Table 14D Retail trade--Trucks and truck-tractors operated by large stores and multiunits,December 1948--State, by kind of business
Table 14E Trucks, truck-tractors, and trailers operated by warehouses, administrative offices, and auxiliary units of retail multiunit organizations, December 1948--United States, by kind of business
Table 14F Trucks, truck-tractors, and trailers operated by warehouses, administrative offices,and auxiliary units of retail multiunit organizations, December 1948--Geographic division and State

Chapter 15.--Miscellaneous

Table 15A Self-service in grocery stores--United States, by single and multiunits: 1948
Table 15B Self-service in grocery stores--Geographic divisions: 1948
Table 15C Self-service in grocery stores--United States--Sales size, by single and multiunits: 1948
Table 15D Self-service in grocery stores--Geographic division, by sales size: 1948
Table 15E Self-service in grocery stores--Merchandise line sales--United States and geographic divisions: 1948
Table 15F Sales for resale--United States,by kind of business: 1948
Table 15G Wholesale Trade--Sales to household consumers, farmers, and other individual users--United States, by type of operation and kind of business: 1948

Chapter 16.--Merchandise Line Sales--Food Group

Table 16A Merchandise line sales--Food group--United States, by kind of business: 1948
Table 16B Merchandise line sales--Food group--Kind of business, by geographic division: 1948
Table 16C Merchandise line salesof large stores and multiunits,and small store sample--Food group--Kind of business, by geographic division: 1948
Table 16D Merchandise line sales of large stores and multiunits--Food group--Kind of business,by State: 1948
Table 16E Merchandise line sales of large stores and multiunits--Food group--Kind of business, for selected standard metropolitan areas: 1948
Table 16F Bakery products stores with baking on premises--Value of on-premise production--United States and geographic divisions: 1948

Each of the following chapters contains five tables similar to those described in Chapter 16 above as tables 16A, B, C, D, and E. Additional tables appear in Chapters 21 and 23 and are listed below.

Chapter 17.--Merchandise Line Sales--Eating and Drinking Places

Chapter 18.--Merchandise Line Sales--General Merchandise Group, General Stores

Chapter 19.--Merchandise Line Sales--Apparel Group

Chapter 20.--Merchandise Line Sales--Furniture,Furnishings, Appliance Group

Chapter 21.--Merchandise Line Sales--Automotive Group and Gasoline Service Stations

Table 21F Motor vehicle and farm equipment dealers--Cars and trucks sold--United States and geographic divisions: 1948

Table 21G Motor vehicle and farm equipment dealers--Cars and trucks sold by large dealers and multiunits, and small store sample--United States and geographic divisions: 1948

Table 21H Motor vehicle and farm equipment dealers--Cars and trucks sold by large dealers and multiunits, by State: 1948

Chapter 22.--Merchandise Line Sales — Lumber, Building, Hardware Group

Chapter 23.--Merchandise Line Sales--Drug and Proprietary Stores

Table 23F Drug stores--Prescription sales in all stores, stores with sales of $100,000 or more, and multiunit stores--United States and geographic divisions: 1948

Table 23G Drug stores--Prescription sales in large stores and multiunits, and in small store sample--United States and geographic divisions: 1948

Table 23H Drug stores--Prescription sales in large stores and multiunits, by State: 1948

Table 23J Drug stores--Number of registered pharmacists--United States and geographic divisions: 1948

Table 23K Drug stores--Number of registered pharmacists in large stores and multiunits, and in small store sample--United States and geographic divisions: 1948

Table 23L Drug stores--Number of registered pharmacists in large stores and multiunits, by State: 1948

Table 23M Drug stores--Number of registered pharmacists in large stores and multiunits, by selected standard metropolitan area: 1948

Chapter 24.--Merchandise Line Sales--Miscellaneous Kinds of Business

VOLUME III: RETAIL TRADE--AREA STATISTICS

United States Summary--Tables appearing here are identical with those appearing in Chapter 1 of Volume I.

Area Statistics--(The following tables appear, where applicable, for each State, the District of Columbia, Alaska, and Hawaii):

Table 101 The State

Table 102 Standard metropolitan areas

Table 103 Counties and cities of 2,500 inhabitants or more

Table 104 Counties with 200 establishments or more

Table 105 Cities with 200 stores or more

VOLUME IV: WHOLESALE TRADE--GENERAL STATISTICS AND COMMODITY LINE SALES STATISTICS

Chapter 1.--United States Summary

Table 1A Wholesale establishments and administrative offices--United States, by type of operation and kind of business: 1948

Table 1B Wholesale establishments and administrative offices--Geographic division and State: 1948

Table 1C Wholesale establishments--United States, by type of operation and kind of business: 1948, 1939, and 1929

Table 1D Wholesale establishments--Geographic division and State: 1948, 1939, and 1929

Table 1E Wholesale establishments--United States, by type of operation and kind of business: 1948

Table 1F Wholesale establishments--Type of operation, by geographic division and State: 1948

Table 1G Merchant wholesalers--Kind of business, by geographic division and State: 1948

Table 1H Merchant wholesalers--Kind of business, by selected standard metropolitan areas: 1948

Chapter 2.--Sales Size and Operating Expenses

Table 2A Sales size--Service wholesalers and manufacturers' sales branches--United States, by kind of business: 1948

Table 2B Sales size--Service wholesalers, by kind of business--Geographic divisions and selected standard metropolitan areas: 1948

Table 2C Operating expense ratios of service wholesalers--United States, by kind of business, by sales size, by corporate status: 1948

Table 2D Operating expense ratios of service wholesalers--Kind of business, by selected standard metropolitan area: 1948

Table 2E Operating expense ratios of manufacturers' sales branches--United States, by kind of business: 1948

Table 2F Frequency distribution of operating expense ratios of service wholesalers--United States, by kind of business, by sales size: 1948

Chapter 3.--Credit

Table 3A Credit sales--Merchant wholesalers and manufacturers' sales branches--United States, by kind of business: 1948

Table 3B Credit sales--Merchant wholesalers--Selected standard metropolitan areas, by kind of business: 1948

Table 3C Merchant wholesalers reporting credit sales and number of credit accounts--United States, by kind of business and sales size: 1948

Chapter 4.--Sales by Class of Customer

Table 4A Sales by class of customer--United States, by type of operation and kind of business: 1948

Table 4B Sales by class of customer--Selected standard metropolitan area, by type of operation and kind of business: 1948

Chapter 5.--Legal Form of Organization

Table 5A Legal form of organization--United States, by type of operation and kind of business: 1948

Table 5B Legal form of organization--State, by type of operation: 1948

Chapter 6.--Employee Size

Table 6A Employee size of wholesale establishments--United States, by type of operation and kind of business: 1948

Table 6B Employee size of wholesale establishments, by State: 1948

Chapter 7.--Trucks

Table 7A Wholesale trade--Trucks, truck-tractors, and trailers operated, December 1948--Type of operation, by kind of business

Table 7B Wholesale trade--Trucks, truck-tractors, and trailers operated, December 1948--Geographic division and State

Table 7C Wholesale trade--Trucks, truck-tractors, and trailers operated, December 1948--State, by type of operation, by kind of business

Chapter 8.--Miscellaneous

Table 8A City size--United States, by type of operation and kind of business: 1948

Table 8B Size by number of wholesale establishments operated--United States, by type of operation and kind of business: 1948

APPENDIX G

PATTERNS OF MERCHANDISE LINES AND INDEX OF KINDS OF BUSINESS USING RELATED LINES

Chapter and patterns of merchandise lines	Kind of business in which the specified merchandise line appears	Data for related merchandise lines appear in:	
		Chapter	Kind of business
(1)	(2)	(3)	(4)
CHAPTER 16.--FOOD GROUP			
Pattern 1			
Meats (exc. fresh), sea food, poultry	Grocery stores, without fresh meat		
Meats (all kinds), sea food, poultry	Grocery stores, with fresh meat	24	Hay, grain, feed stores
	Meat markets	24	Other farm, garden supply stores
	Fruit stores, vegetable markets		
	Fish (sea food) markets		
Fresh fruits, vegetables	Grocery stores, without fresh meat		
	Grocery stores, with fresh meat		
	Fruit stores, vegetable markets		
	Meat markets		
	Fish (sea food) markets		
Canned goods, other groceries	Grocery stores, without fresh meat	16	Candy, nut, confectionery stores
	Grocery stores, with fresh meat	16	Dairy products stores
	Meat markets	16	Bakery products stores
	Fish (sea food) markets	16	Egg, poultry dealers
	Fruit stores, vegetable markets	16	Delicatessen stores
		17	Eating and drinking places
		18	General stores
		18	Department stores
		18	Dry goods, general merchandise stores
		24	Hay, grain, feed stores
		24	Other farm, garden supply stores
		24	Cigar stores and stands
Gasoline, lubricants, fuel oil*	Grocery stores, without fresh meat	21	Gasoline service stations
	Grocery stores, with fresh meat	24	Fuel oil dealers
Pattern 2			
Milk and cream	Milk dealers		
	Dairy products stores		
Ice cream, frozen custard, etc.	Dairy products stores		
	Milk dealers		
Other dairy products	Milk dealers		
	Dairy products stores		
Eggs	Milk dealers		
	Egg, poultry dealers		
	Dairy products stores		
Poultry	Egg, poultry dealers		
Groceries, other foods*	Dairy products stores	16	Grocery stores, with fresh meat
	Egg, poultry dealers		
Pattern 3			
Candy, nuts, confectionery	Candy, nut, confectionery stores	17	Eating and drinking places
	Bakery products stores	18	General stores
	Delicatessen stores	18	General merchandise group
		23	Drug and proprietary stores
		24	Cigar stores and stands
		24	News dealers, newsstands
Bakery products	Bakery products stores		
	Candy, nut, confectionery stores		
	Delicatessen stores		
Delicatessen meats, salads, etc.	Delicatessen stores		
Fountain and meals*	Candy, nut, confectionery stores	17	Restaurants, cafeterias
	Bakery products stores	17	Lunch counters, refreshment stands
	Delicatessen stores		
Cigars, cigarettes, tobacco*	Candy, nut, confectionery stores	24	Cigar stores and stands
	Delicatessen stores		
Canned goods, beverages, other foods*	Candy, nut, confectionery stores	16	Grocery stores, with fresh meat
	Bakery products stores		
	Delicatessen stores		

See footnote at end of table.

Chapter and patterns of merchandise lines	Kind of business in which the specified merchandise line appears	Data for related merchandise lines appear in:	
		Chapter	Kind of business
(1)	(2)	(3)	(4)
CHAPTER 17.--EATING AND DRINKING PLACES			
Pattern 4			
Meals	Restaurants, cafeterias	16	Candy, nut, confectionery stores
	Lunch counters, refreshment stands	16	Bakery products stores
	Caterers	16	Delicatessen stores
	Drinking places	18	Department stores
		18	Variety stores
		23	Proprietary stores, with fountain
		23	Drug stores, with fountain
		24	Cigar stores and stands
		24	News dealers, newsstands
Outside catering (all foods)	Caterers		
	Restaurants, cafeterias		
Beer, wine, liquor (on-sale)	Restaurants, cafeterias		
	Lunch counters, refreshment stands		
	Drinking places		
Fountain, soft drinks (on-sale)	Restaurants, cafeterias	16	Candy, nut, confectionery stores
	Lunch counters, refreshment stands	16	Bakery products stores
	Drinking places	16	Delicatessen stores
		18	Department stores
		18	Variety stores
		23	Drug stores, with fountain
		23	Proprietary stores, with fountain
		24	Cigar stores and stands
		24	News dealers, newsstands
Candy, nut, confectionery*	Restaurants, cafeterias	16	Candy, nut, confectionery stores
	Drinking places		
	Lunch counters, refreshment stands		
Cigars, cigarettes, tobacco*	Restaurants, cafeterias	24	Cigar stores and stands
	Lunch counters, refreshment stands		
	Drinking places		
Groceries, packaged liquors, etc.* (off-sale)	Restaurants, cafeterias	16	Grocery stores
	Lunch counters, refreshment stands	24	Liquor stores
	Drinking places		
CHAPTER 18.--GENERAL MERCHANDISE GROUP, GENERAL STORES			
Pattern 5			
Main store			
Piece goods and household textiles:			
Silks, velvets, synthetics, woolen yard goods*	Department stores	18	Dry goods, general merchandise stores
Cotton yard goods*	Department stores	18	Dry goods, general merchandise stores
Linens and towels*	Department stores	18	Dry goods, general merchandise stores
Domestic, blankets, comforters, spreads*	Department stores	18	Dry goods, general merchandise stores
Small wares:			
Laces, ribbons, notions, needlework*	Department stores	18	Dry goods, general merchandise stores
Toiletries, drugs, drug sundries*	Department stores	18	Dry goods, general merchandise stores
Toiletries, drugs, drug sundries*	Department stores	23	Drug and proprietary stores
Silverware, clocks, fine jewelry, watches	Department stores	24	Jewelry stores
Costume jewelry*	Department stores	24	Jewelry stores
Books, magazines, stationery	Department stores	24	Book stores
Women's and misses' ready-to-wear accessories:			
Neckwear, scarfs, handkerchiefs*	Department stores	19	Apparel accessory, specialty stores
Millinery*	Department stores	19	Millinery stores
Women's, children's gloves*	Department stores	19	Apparel accessory, specialty stores
Corsets and brassieres*	Department stores	19	Corset, lingerie stores
Women's, children's hosiery*	Department stores	19	Hosiery stores
Underwear, slips, negligees, robes*	Department stores	19	Corset, lingerie stores
Infants' wear*	Department stores	19	Children's, infants' wear stores
Handbags, small leather goods*	Department stores	19	Apparel accessory, specialty stores
Women's, children's shoes*	Department stores	19	Women's shoe stores

See footnote at end of table.

Table 8L Laundries, cleaning and dyeing plants, and related services--Wholesale receipts, by major sources--Geographic division and State,by kind of business: 1948
Table 8M Laundries, cleaning and dyeing plants, and related services--Wholesale receipts, by major sources--Selected standard metropolitan areas, by kind of business: 1948
Table 8N Establishments reporting receipts of $50,000 or more from laundry work (bundle, flat, and family services)--Receipts, by major sources--Geographic division and State,by kind of business: 1948
Table 8P Establishments reporting receipts of $50,000 or more from laundry work (bundle, flat, and family services)--Receipts, by major sources--Selected standard metropolitan areas, by kind of business: 1948
Table 8Q Establishments reporting receipts of $50,000 or more from laundry work (bundle, flat, and family services)--Retail, by method of delivery, and wholesale--Geographic division and State, by kind of business: 1948
Table 8R Establishments reporting receipts of $50,000 or more from laundry work (bundle, flat, and family services)--Retail, by method of delivery, and wholesale--Selected standard metropolitan areas, by kind of business: 1948
Table 8S Establishments reporting receipts from cleaning and dyeing work--Receipts, by major sources--Geographic division and State,by kind of business: 1948
Table 8T Establishments reporting receipts from cleaning and dyeing work--Receipts, by major sources--Selected standard metropolitan areas, by kind of business: 1948
Table 8U Rug cleaning establishments--Receipts, by major sources--Geographic division and State: 1948

Chapter 9.--Amusements

Table 9A Amusements--Receipts by major sources--United States, by kind of business: 1948
Table 9B Amusements--Receipts by major sources--Geographic division and State: 1948
Table 9C Motion picture theaters (regular)--Receipts by major sources--Geographic division and State: 1948
Table 9D Bowling alleys--Receipts, by major sources--Geographic division and State: 1948
Table 9E Billiard and pool parlors--Receipts by major sources--Geographic division and State: 1948
Table 9F Motion picture theaters (regular)--Geographic division and State: 1948

Chapter 10.--Hotels

Table 10A Hotels--Geographic division and State: 1948
Table 10B Year-round hotels--Geographic division and State: 1948
Table 10C Seasonal hotels--Geographic division and State: 1948
Table 10D Hotels--Receipts by major sources--Geographic division and State: 1948
Table 10E Year-round hotels--Receipts by major sources--Geographic division and State: 1948
Table 10F Seasonal hotels--Receipts by major sources--Geographic division and State: 1948
Table 10G Hotels--Receipts by major sources--Cities of 10,000 inhabitants or more: 1948
Table 10H Hotels reporting separate data for receipts from room rentals and sales of meals--Receipts by major sources--Geographic division and State: 1948
Table 10J Year-round hotels reporting separate data for receipts from room rentals and sales of meals--Receipts by major sources--Geographic division and State: 1948
Table 10K Hotels reporting separate data for receipts from room rentals and sales of meals--Receipts by major sources--Cities of 10,000 inhabitants or more: 1948
Table 10L Year-round hotels with 25 guest rooms or more--Supplemental compensation of employees for workweek ended nearest November 15, 1948--Geographic division and State: 1948
Table 10M Year-round hotels with 25 guest rooms or more--Supplemental compensation of employees for workweek ended nearest November 15, 1948--Cities of 10,000 inhabitants or more: 1948
Table 10N Year-round hotels with 25 guest rooms or more--Percentage of occupancy--Geographic division and State: 1948
Table 10P Year-round hotels with 25 guest rooms or more--Percentage of occupancy--United States, by city size, by number of guest rooms: 1948
Table 10Q Year-round hotels with 25 guest rooms or more--Percentage of occupancy--Selected standard metropolitan areas: 1948
Table 10R Hotels--Size by number of guest rooms--Geographic division and State: 1948
Table 10S Hotels--Size by number of guest rooms--Selected standard metropolitan areas: 1948
Table 10T Year-round hotels--Employee size -- Geographic division and State: 1948
Table 10U Year-round hotels with 25 guest rooms or more--Guest rooms available for transient and residential use, by number-of-guest-rooms size--Geographic division and State: 1948
Table 10V Year-round hotels with 25 guest rooms or more--Guest rooms available for transient and residential use, by number-of-guest-rooms size--Selected standard metropolitan areas: 1948
Table 10W Comparative statistics for all hotels--Geographic division and State: 1948 and 1939
Table 10X Comparative statistics for all year-round hotels--Geographic division and State: 1948 and 1939
Table 10Y Comparative statistics for year-round hotels with 25 guest rooms or more--Geographic division and State: 1948 and 1939
Table 10Z Comparative statistics for seasonal hotels--Geographic division and State: 1948 and 1939

Chapter 11.--Tourist Courts

Table 11A Tourist courts--Geographic division and State: 1948
Table 11B Tourist courts--Receipts by major sources--Geographic division and State: 1948
Table 11C Tourist courts--Size by number of rental units--Geographic division and State: 1948

Chapter 12.--Automobile Repair Services and Garages

Table 12A Automobile repair services and garages--Receipts by major sources--United States, by kind of business: 1948
Table 12B Automobile repair services and garages--Receipts by major sources--Geographic division and State: 1948
Table 12C Automobile repair services and garages--Receipts by major sources--Selected standard metropolitan areas: 1948

Chapter 13.--Miscellaneous

Table 13A Personal, business, and repair services--Analysis of source of receipts--United States, by kind of business: 1948
Table 13B Service receipts of retail stores--United States, by kind of business: 1948
Table 13C Selected services--Period established or acquired--United States, by kind of business: 1948
Table 13D Amusements--Period established or acquired--United States, by kind of business: 1948

Table 13E Personal, business, and repair services--Period established or acquired--Geographic division and State: 1948
Table 13F Amusements--Period established or acquired--Geographic division and State: 1948
Table 13G Hotels--Period established or acquired--Geographic division and State: 1948
Table 13H Tourist courts--Period established or acquired--Geographic division and State: 1948
Table 13J Personal, business, and repair services--Annual pay roll and employment for selected workweeks --United States, by kind of business: 1948 and 1939
Table 13K Personal, business, and repair services--Annual pay roll and employment for selected workweeks --Geographic division and State: 1948 and 1939
Table 13L Amusements--Annual pay roll and employment for selected workweeks--United States, by kind of business: 1948 and 1939
Table 13M Amusements--Annual pay roll and employment for selected workweeks--Geographic division and State: 1948 and 1939

Chapter 14.--Territories

Data for Alaska and Hawaii: Includes tables similar to those presented for continental United States, except that tables were omitted where there was an insufficient number of establishments to permit publication.

VOLUME VII: SERVICE TRADE--AREA STATISTICS

United States Summary--Tables appearing here are identical with those appearing in Chapter 1 of Volume VI.

Area Statistics--The following tables appear, where applicable, for each State, the District of Columbia, Alaska, and Hawaii:
Table 101A Selected services--The State
Table 101B Amusements--The State
Table 102A Selected services--Standard metropolitan areas
Table 102B Amusements--Standard metropolitan areas
Table 103A Personal, business, and repair services--Counties and cities of 2,500 inhabitants or more
Table 103B Amusements--Counties and cities of 2,500 inhabitants or more
Table 103C Hotels--Counties and cities of 2,500 inhabitants or more
Table 103D Tourist courts--Counties
Table 104 Personal, business, and repair services--Counties with 400 establishments or more
Table 105 Personal, business,and repair services--Cities with 400 establishments or more

Chapter and patterns of merchandise lines	Kind of business in which the specified merchandise line appears	Data for related merchandise lines appear in:	
		Chapter	Kind of business
(1)	(2)	(3)	(4)
CHAPTER 19.--APPAREL GROUP--Continued			
Pattern 8--Continued			
Men's furnishings	Men's, boys' furnishings stores	18	General stores
	Men's, boys' clothing stores	18	Dry goods, general merchandise stores
	Family clothing stores	18	Department stores
	Women's ready-to-wear stores	18	Variety stores
	Men's shoe stores		
	Family shoe stores		
	Custom tailors		
Men's hats and caps	Men's, boys' furnishings stores	18	Department stores
	Men's, boys', clothing stores		
	Family clothing stores		
	Men's shoe stores		
Boys' wear	Men's, boys' clothing stores	18	Department stores
	Men's, boys' furnishings stores	18	Variety stores
	Family clothing stores		
	Women's ready-to-wear stores		
	Children's, infants' wear stores		
Custom-made men's clothing	Custom tailors		
	Men's, boys' clothing stores		
	Men's, boys' furnishings stores		
	Family clothing stores		
Women's, misses', juniors' coats and suits	Women's ready-to-wear stores	18	Department stores
	Men's, boys' clothing stores		
	Family clothing stores		
	Furriers, fur shops		
Women's, misses', juniors' dresses	Women's ready-to-wear stores	18	General stores
	Family clothing stores	18	Dry goods, general merchandise stores
		18	Department stores
Housedresses and uniforms	Women's ready-to-wear stores	18	Department stores
	Family clothing stores		
	Apparel accessory, specialty stores		
Custom-made women's apparel	Custom tailors		
	Family clothing stores		
	Women's ready-to-wear stores		
Fur garments and furs	Furriers, fur shops	18	Department stores
	Family clothing stores		
	Women's ready-to-wear stores		
Blouses, skirts, sportswear	Apparel accessory, specialty stores	18	Department stores
	Family clothing stores		
	Women's ready-to-wear stores		
	Corset, lingerie stores		
	Children's, infants' wear stores		
Girls' and teen-age wear	Women's ready-to-wear stores	18	General stores
	Family clothing stores	18	Department stores
	Apparel accessory, specialty stores	18	Dry goods, general merchandise stores
	Children's, infants' wear stores		
Infants' wear	Children's, infants' wear stores	18	General stores
	Women's ready-to-wear stores	18	Department stores
	Family clothing stores	18	Dry goods, general merchandise stores
	Apparel accessory, specialty stores	18	Variety stores
Underwear, slips, negligees, robes	Corset, lingerie stores	18	Department stores
	Family clothing stores		
	Women's ready-to-wear stores		
	Hosiery stores		
	Apparel accessory, specialty stores		
	Children's, infants' wear stores		

See footnote at end of table.

Chapter and patterns of merchandise lines	Kind of business in which the specified merchandise line appears	Data for related merchandise lines appear in:	
		Chapter	Kind of business
(1)	(2)	(3)	(4)
CHAPTER 19.--APPAREL GROUP--Continued			
Pattern 8--Continued			
Corsets and brassieres	Corset, lingerie stores	18	Department stores
	Family clothing stores		
	Women's ready-to-wear stores		
	Hosiery stores		
	Apparel accessory, specialty stores		
Women's, children's hosiery	Hosiery stores	18	Department stores
	Family clothing stores		
	Women's ready-to-wear stores		
	Millinery stores		
	Corset, lingerie stores		
	Apparel accessory, specialty stores		
	Women's shoe stores		
	Family shoe stores		
	Children's, infants' wear stores		
Millinery	Millinery stores	18	Department stores
	Family clothing stores		
	Women's ready-to-wear stores		
	Women's shoe stores		
Handbags, other accessories	Apparel accessory, specialty stores	18	General stores
	Family clothing stores	18	Department stores
	Women's ready-to-wear stores	18	Dry goods, general merchandise stores
	Millinery stores	18	Variety stores
	Corset, lingerie stores		
	Men's shoe stores		
	Women's shoe stores		
	Family shoe stores		
Men's, boys' leather footwear	Men's shoe stores	18	Department stores
	Men's, boys' clothing stores	18	General stores
	Men's, boys' furnishing stores	18	Dry goods, general merchandise stores
	Family clothing stores	24	Clothing, shoe stores (second-hand)
	Women's shoe stores	24	Pawn shops
	Family shoe stores		
Women's, misses', juniors' leather footwear	Women's shoe stores	18	Department stores
	Men's, boys' clothing stores	18	General stores
	Men's, boys' furnishings stores	18	Dry goods, general merchandise stores
	Family clothing stores	24	Clothing, shoe stores (second-hand)
	Women's ready-to-wear stores	24	Pawn shops
	Men's shoe stores		
	Family shoe stores		
Rubber footwear	Family shoe stores	18	General stores
	Men's, boys' clothing stores	18	Dry goods, general merchandise stores
	Men's, boys' furnishings stores		
	Family clothing stores		
	Men's shoe stores		
	Women's shoe stores		
CHAPTER 20.--FURNITURE, FURNISHINGS, APPLIANCE GROUP			
Pattern 9			
Furniture (household)	Furniture stores	18	General stores
	Floor covering stores	18	Department stores
	Drapery, curtain, upholstery stores	18	Dry goods, general merchandise stores
		22	Lumber yards
		22	Building materials dealers
		22	Paint, glass, wallpaper stores
		22	Hardware stores
		24	Furniture stores (second-hand)

See footnote at end of table.

Chapter and patterns of merchandise lines	Kind of business in which the specified merchandise lines appear	Data for related merchandise lines appears in:	
		Chapter	Kind of business
(1)	(2)	(3)	(4)
CHAPTER 18.--GENERAL MERCHANDISE GROUP, GENERAL STORES--Continued			
Pattern 5--Continued			
Main Store			
Women's and misses' ready-to-wear apparel:			
Women's, misses' juniors' coats and suits*	Department stores	19	Women's ready-to-wear stores
Women's, misses', juniors' dresses	Department stores	19	Women's ready-to-wear stores
Girls', and teen-age wear*	Department stores	19	Women's ready-to-wear stores
Blouses, skirts, sportswear*	Department stores	19	Apparel accessory, specialty stores
Aprons, housedresses and uniforms*	Department stores	19	Apparel accessory, specialty stores
Furs*	Department stores	19	Furriers, fur shops
Men's and boys' wear:			
Men's clothing*	Department stores	19	Men's, boys' clothing stores
Men's furnishings, hats*	Department stores	19	Men's, boys' furnishings stores
Boys' wear*	Department stores	19	Men's, boys' clothing stores
Men's, boys' shoes and slippers*	Department stores	19	Men's shoe stores
Home furnishings:			
Furniture, beds, mattresses, springs*	Department stores	20	Furniture stores
Floor coverings*	Department stores	20	Floor covering stores
Draperies, curtains, upholstery, lamps and shades*	Department stores	20	Other home furnishing stores
		20	Drapery, curtain, upholstery stores
Major household appliances*	Department stores	20	Household appliance stores
China, glassware, housewares (inc. electric)*	Department stores	20	China, glassware, metalware stores
Radios, phonographs, television sets, records, etc.*	Department stores	20	Radio stores
		24	Music stores
Miscellaneous merchandise departments:			
Toys, games, sporting goods, cameras*	Department stores	24	Sporting goods stores
		24	Gift, novelty, souvenir stores
		24	Camera, photographic supply stores
Luggage*	Department stores	24	Luggage, leather goods stores
Candy, groceries, other foods*	Department stores	16	Candy, nut, confectionery stores
		16	Grocery stores, with fresh meat
Restaurant and fountain*	Department stores	17	Eating places
Packaged liquors and wines*	Department stores	24	Liquor stores
Paint and wallpaper*	Department stores	22	Paint, glass, wallpaper stores
Hardware*	Department stores	22	Hardware stores
Lighting, electrical supplies*	Department stores	22	Electrical supply stores
Heating, plumbing equipment and supplies*	Department stores	22	Heating and plumbing equipment dealers
Building materials*	Department stores	22	Building materials dealers
Farm equipment, implements, machinery*	Department stores	22	Farm equipment dealers
Tires, batteries, and accessories*	Department stores	21	Tire, battery, accessory dealers
Gasoline and lubricants*	Department stores	21	Gasoline service stations
Basement store			
Piece goods and household textiles*	Department stores	18	Dry goods,general merchandise stores
Women's, misses' ready-to-wear:			
Intimate apparel, other accessories*	Department stores	19	Corset, lingerie stores
Coats, suits, dresses*	Department stores	19	Women's ready-to-wear stores
Blouses, skirts, sportswear*	Department stores	19	Apparel accessory,specialty stores
Infants' and children's wear	Department stores	19	Children's, infants' wear stores
Men's and boys' wear:			
Men's clothing, furnishings*	Department stores	19	Men's, boys' furnishings stores
Boys' wear*	Department stores	19	Men's, boys' clothing stores
Home furnishings*	Department stores	20	Other home furnishing stores
Shoes*	Department stores	19	Shoe stores
Pattern 6			
Dry goods, bedding, needlework, notions, etc.	General stores	18	Department stores
	Dry goods,general merchandise stores	18	Variety stores
Men's, boys' clothing, furnishings*	General stores	19	Men's, boys' clothing stores
	Dry goods,general merchandise stores	19	Men's, boys' furnishings stores

See footnote at end of table.

Chapter and patterns of merchandise lines	Kind of business in which the specified merchandise line appears	Data for related merchandise lines appears in:	
		Chapter	Kind of business
(1)	(2)	(3)	(4)
CHAPTER 18.--GENERAL MERCHANDISE GROUP, GENERAL STORES--Continued			
Pattern 6--Continued			
Women's, girls', infants' apparel, accessories*	General stores	19	Women's ready-to-wear stores
	Dry goods, general merchandise stores	19	Apparel accessoy, specialty stores
Shoe and rubber footwear*	Dry goods, general merchandise stores	19	Shoe stores
Furniture, house furnishings, appliances*	Dry goods, general merchandise stores	20	Furniture stores
	General stores	20	Household appliance stores
Building materials, electrical supplies, hardware*	General stores	22	Building materials dealers
	Dry goods, general merchandise stores	22	Electrical supply stores
		22	Hardware stores
Farm, garden implements and supplies*	General stores	22	Farm equipment dealers
	Dry goods, general merchandise stores	24	Other farm, garden supply stores
Drugs, medicines, toiletries, cosmetics*	General stores	23	Drug and proprietary stores
	Dry goods, general merchandise stores		
Cigars, cigarettes, tobacco*	Dry goods, general merchandise stores	24	Cigar stores and stands
	General stores		
Groceries, confectionery, beverages*	General stores	16	Candy, nut, confectionery stores
	Dry goods, general merchandise stores	16	Grocery stores, with fresh meat
Gasoline, lubricants, fuel oil*	Dry goods, general merchandise stores	24	Fuel oil dealers
	General stores	21	Gasoline service stations
Pattern 7			
Clothing and accessories (all kinds)*	Variety stores	19	Apparel group
Dry goods and domestic*	Variety stores	18	Dry goods, general merchandise stores
Notions and small wares*	Variety stores	18	Dry goods, general merchandise stores
Hardware, paint, electrical supplies appliances*	Variety stores	22	Hardware stores
		22	Electrical supply stores
		22	Paint, glass, wallpaper stores
		20	Household appliance stores
House furnishings*	Variety stores	20	Household appliance stores
		20	Other home furnishing stores
		20	China, glassware, metalware stores
Drugs and toiletries*	Variety stores	23	Drug and proprietary stores
Toys, games, books*	Variety stores	24	Gift, novelty, souvenir stores
		24	Book stores
Stationery*	Variety stores	24	Stationery stores
Novelty and costume jewelry*	Variety stores	24	Jewelry stores
Fountain and meals*	Variety stores	17	Eating places
Candy, nuts, confectionery*	Variety stores	16	Candy, nut, confectionery stores
CHAPTER 19.--APPAREL GROUP			
Pattern 8			
Men's ready-made clothing	Men's, boys' clothing stores	18	General stores
	Men's, boys' furnishings stores	18	Department stores
	Family clothing stores	18	Dry goods, general merchandise stores
	Custom tailors	24	Clothing, shoe stores (second-hand)
		24	Pawn shops

See footnote at end of table.

Chapter and patterns of merchandise lines	Kind of business in which the specified merchandise line appears	Data for related merchandise lines appear in:	
		Chapter	Kind of business
(1)	(2)	(3)	(4)
CHAPTER 21.--AUTOMOTIVE GROUP AND GASOLINE SERVICE STATIONS--Continued			
Pattern 11--Continued			
Shop or service labor sales	Motor vehicle (new and used)dealers Motor vehicle (used) dealers Motorcycle dealers Aircraft dealers Other automotive dealers		
Gasoline and lubricants*	Motor vehicle (new and used)dealers Aircraft dealers Boat dealers	21	Gasoline service stations
Farm equipment, implements, machinery (new)*	Motor vehicle (new and used)dealers	22	Farm equipment dealers
Farm equipment, implements, machinery (used)*	Motor vehicle (new and used)dealers	22	Farm equipment dealers
Other farm supplies (allied lines)*	Motor vehicle (new and used)dealers	24	Other farm, garden supply stores
Pattern 12			
Gasoline	Gasoline service stations Tire, battery, accessory dealers	16 18 18 18 21 21 21 22	Grocery stores General stores Department stores Dry goods, general merchandise stores Motor vehicle dealers Aircraft dealers Boat dealers Farm equipment dealers
Lubricants	Gasoline service stations Tire, battery, accessory dealers	16 18 18 18 21 21 21 22	Grocery stores General stores Department stores Dry goods, general merchandise stores Motor vehicle dealers Aircraft dealers Boat dealers Farm equipment dealers
Batteries and accessories	Tire, battery, accessory dealers Gasoline service stations	18 21 21 24	Department stores Motor vehicle dealers Other automotive dealers Tire, battery, accessory dealers (second-hand)
Tires (new and used)	Tire, battery, accessory dealers Gasoline service stations	18 24	Department stores Tire, battery, accessory dealers (second-hand)
Tire recapping and vulcanizing	Tire, battery, accessory dealers Gasoline service stations		
Services (inc. washing, greasing, etc.)	Gasoline service stations Tire, battery, accessory dealers	24	Tire, battery, accessory dealers (second-hand)
Fuel oil*	Gasoline service stations	24	Fuel oil dealers
Household appliances and equipment*	Gasoline service stations Tire, battery, accessory dealers	20	Household appliance stores
CHAPTER 22.--LUMBER, BUILDING, HARDWARE GROUP			
Pattern 13			
Softwood lumber	Lumber yards Building materials dealers Hardware stores		
Hardwood lumber (exc. hardwood flooring)	Lumber yards Building materials dealers Hardware stores		

See footnote at end of table.

Chapter and patterns of merchandise lines	Kind of business in which the specified merchandise line appears	Data for related merchandise lines appear in:	
		Chapter	Kind of business
(1)	(2)	(3)	(4)
CHAPTER 22.--LUMBER, BUILDING, HARDWARE GROUP--Continued			
Pattern 13--Continued			
Hardwood flooring	Lumber yards Building materials dealers Hardware stores		
Plywood (softwood and hardwood)	Lumber yards Building materials dealers Hardware stores		
Other lumber products (inc. millwork)	Lumber yards Building materials dealers Hardware stores		
Building materials (exc. lumber products)	Building materials dealers Lumber yards Heating and plumbing equipment dealers Hardware stores	18 18 18 24 24	General stores Department stores Dry goods, general merchandise stores Hay, grain, feed stores Other farm, garden supply stores
Hardware	Hardware stores Lumber yards Building materials dealers Paint, glass, wallpaper stores Heating and plumbing equipment dealers	18 18 20 24 24	General stores General merchandise group Furniture stores Hay, grain, feed stores Other farm, garden supply stores
Paint, glass, wallpaper	Paint, glass, wallpaper stores Lumber yards Building materials dealers Heating and plumbing equipment dealers Hardware stores	18 18 20 24 24	Department stores Variety stores Furniture stores Hay, grain, feed stores Other farm, garden supply stores
Heating, plumbing, air-conditioning equipment	Heating and plumbing equipment dealers Lumber yards Building materials dealers Electrical supply stores Hardware stores	18 24 24	Department stores Fuel dealers, except fuel oil Fuel oil dealers
Lighting, electrical supplies	Electrical supply stores Lumber yards Building materials dealers Heating and plumbing equipment dealers Hardware stores	18 18 24 24	General stores General merchandise group Hay, grain, feed stores Other farm, garden supply stores
Farm equipment, implements, machinery*	Lumber yards Building materials dealers Hardware stores	22	Farm equipment dealers
Coal, wood, fuel oil*	Lumber yards Building materials dealers Hardware stores	24 24	Fuel oil dealers Fuel dealers, except fuel oil
Hay, grain, feed, farm and garden supplies*	Lumber yards Building materials dealers Hardware stores	24 24	Other farm, garden supply stores Hay, grain, feed stores
Major household appliances*	Lumber yards Building materials dealers Paint, glass, wallpaper stores Heating and plumbing equipment dealers Electrical supply stores Hardware stores	20	Household appliance stores

See footnote at end of table.

Chapter and patterns of merchandise lines	Kind of business in which the specified merchandise line appears	Data for related merchandise lines appear in:	
		Chapter	Kind of business
(1)	(2)	(3)	(4)
CHAPTER 20.--FURNITURE, FURNISHINGS, APPLIANCE GROUP--Continued			
Pattern 9--Continued			
Mattresses, springs, other sleep equipment	Furniture stores	18	Department stores
Office furniture*	Furniture stores	24	Office, store machine and equipment dealers
Furniture (antique)	Antique stores		
Floor coverings--soft surface	Furniture stores Floor covering stores Drapery, curtain, upholstery stores Other home furnishing stores	18	Department stores
Floor coverings--hard surface	Floor covering stores Furniture stores Drapery, curtain, upholstery stores Other home furnishing stores	18	Department stores
Draperies, curtains, upholstery	Drapery, curtain, upholstery stores Furniture stores Floor covering stores Antique stores Other home furnishing stores	18	Department stores
China, glassware, crockery	China, glassware, metalware stores Furniture stores	18 18 22	Department stores Variety stores Hardware stores
China, glassware, crockery (antique)	Antique stores		
Pictures, frames, lamps and shades	Other home furnishing stores Furniture stores Drapery, curtain, upholstery stores China, glassware, metalware stores Antique stores	22 18 18	Paint, glass, wallpaper stores Department stores Variety stores
Shades, blinds, awnings, tents, flags, banners	Other home furnishing stores Furniture stores Floor covering stores		
Pianos, musical instruments, records*	Furniture stores	24	Music stores
Radios, television sets and parts*	Furniture stores	20	Radio stores
Major household appliances*	Furniture stores	20	Household appliance stores
Housewares (inc. electric)*	Furniture stores China, glassware, metalware stores	20	Household appliance stores
Housewares	Other home furnishing stores		
Luggage, sporting goods, bicycles, toys*	Furniture stores	24 24 24 24	Sporting goods stores Bicycle stores Gift, novelty, souvenir stores Luggage, leather goods stores
Hardware, tools, paint, glass, wallpaper	Furniture stores	22 22	Paint, glass, wallpaper stores Hardware stores
Pattern 10			
Major household appliances	Household appliance stores Radio stores	18 18 20 21 21 22 22 22 22 22 22	General stores General merchandise group Furniture stores Gasoline service stations Tire, battery, accessory dealers Lumber yards Building materials dealers Paint, glass, wallpaper stores Heating and plumbing equipment dealers Electrical supply stores Hardware stores

See footnote at end of table.

Chapter and patterns of merchandise lines	Kind of business in which the specified merchandise line appears	Data for related merchandise lines appear in:	
		Chapter	Kind of business
(1)	(2)	(3)	(4)
CHAPTER 20.--FURNITURE, FURNISHINGS, APPLIANCE GROUP--Continued			
Pattern 10--Continued			
Major household appliances--Continued		24	Fuel dealers, except fuel oil
		24	Fuel oil dealers
		24	Jewelry stores
		24	Sporting goods stores
		24	Music stores
		24	Clothing, shoe stores (second-hand)
		24	Furniture stores (second-hand)
Housewares (inc. electric)	Household appliance stores	18	Department stores
	Radio stores	18	Variety stores
		20	Furniture stores
		20	China, glassware, metalware stores
		21	Gasoline service stations
		21	Tire, battery, accessory dealers
		22	Lumber yards
		22	Building materials dealers
		22	Electrical supply stores
		22	Heating and plumbing equipment dealers
		22	Hardware stores
		24	Music stores
		24	Furniture stores (second-hand)
Radios, television sets and parts	Radio stores	18	Department stores
	Household appliance stores	20	Furniture stores
		24	Jewelry stores
		24	Sporting goods stores
		24	Music stores
Pianos, musical instruments, phonographs*	Household appliance stores	24	Music stores
	Radio stores		
Phonograph records*	Household appliance stores	24	Music stores
	Radio stores		
Cameras, photo equipment and supplies	Household appliance stores	24	Camera, photographic supply stores
Service and repair department	Household appliance stores		
	Radio stores		
CHAPTER 21.--AUTOMOTIVE GROUP AND GASOLINE SERVICE STATIONS			
Pattern 11			
Passenger cars (new)	Motor vehicle (new and used)dealers	22	Farm equipment dealers
Passenger cars (used)	Motor vehicle (used) dealers	22	Farm equipment dealers
	Motor vehicle (new and used)dealers	24	Tire, battery, accessory dealers (second-hand)
Trucks (new)	Motor vehicle (new and used)dealers	22	Farm equipment dealers
Trucks (used)	Motor vehicle (used) dealers	22	Farm equipment dealers
Motorcycles, parts and supplies	Motorcycle dealers		
	Motor vehicle (new and used)dealers		
Motorboats, etc., parts and supplies	Boat dealers		
	Motorcycle dealers		
Aircraft (noncommercial)	Aircraft dealers		
Automobile trailers	Other automotive dealers	22	Farm equipment dealers
	Motor vehicle (new and used)dealers		
	Motor vehicle (used) dealers		
Parts and accessories*	Aircraft dealers	21	Tire, battery, accessory dealers
	Motor vehicle (new and used)dealers		
	Motor vehicle (used) dealers		
	Other automotive dealers		

See footnote at end of table.

Chapter and patterns of merchandise lines	Kind of business in which the specified merchandise line appears	Data for related merchandise lines appear in:	
		Chapter	Kind of business
(1)	(2)	(3)	(4)
CHAPTER 22.--LUMBER, BUILDING, HARDWARE GROUP--Continued			
Pattern 13--Continued			
Housewares (inc. electric)*	Lumber yards Building materials dealers Heating and plumbing equipment dealers Electrical supply stores Hardware stores	20	Household appliance stores
Furniture, other home furnishings*	Lumber yards Building materials dealers Paint, glass, wallpaper stores Hardware stores	20 20 20	Furniture stores Other home furnishing stores China, glassware, metalware stores
Pattern 14			
Farm equipment, implements, machinery (new)	Farm equipment dealers	18 18 18 21 22 22 22 24 24	General stores Department stores Dry goods, general merchandise stores Motor vehicle (new and used) dealers Lumber yards Building materials dealers Hardware stores Hay, grain, feed stores Other farm, garden supply stores
Farm equipment, implements, machinery (used)	Farm equipment dealers	21	Motor vehicle (new and used) dealers
Other farm supplies (allied lines)	Farm equipment dealers	24	Other farm, garden supply stores
Parts and accessories	Farm equipment dealers		
Shop or service labor sales	Farm equipment dealers		
Passenger cars (new)*	Farm equipment dealers	21	Motor vehicle (new and used) dealers
Trucks (new)*	Farm equipment dealers	21	Motor vehicle (new and used) dealers
Passenger cars (used)*	Farm equipment dealers	21	Motor vehicle (used) dealers
Trucks (used)*	Farm equipment dealers	21	Motor vehicle (used) dealers
Automobile trailers*	Farm equipment dealers	21	Other automotive dealers
Gasoline ans lubricants*	Farm equipment dealers	21	Gasoline service stations
CHAPTER 23.--DRUG AND PROPRIETARY STORES			
Pattern 15			
Prescriptions	Drug stores, with fountain Drug stores, other		
(Other) drugs, toiletries, drug sundries	Drug stores, with fountain Drug stores, other Proprietary stores, with fountain Proprietary stores, other	18 18 18 18	General stores Department stores Dry goods, general merchandise stores Variety stores
Tobacco, newsstands, confectionery*	Drug stores, with fountain Drug stores, other Proprietary stores, with fountain Proprietary stores, other	16 24 24	Candy, nut, confectionery stores Cigar stores and stands News dealers, newsstands
Liquors, wines, beer (packaged only)*	Drug stores, with fountain Drug stores, other Proprietary stores, with fountain Proprietary stores, other	24	Liquor stores
Fountain and meals*	Drug stores, with fountain Proprietary stores, with fountain	17	Eating places
Farm animal remedies	Drug stores, with fountain Drug stores, other Proprietary stores, with fountain Proprietary stores, other		

See footnote at end of table.

Chapter and patterns of merchandise lines	Kind of business in which the specified merchandise line appears	Data for related merchandise lines appear in: Chapter	Kind of business
(1)	(2)	(3)	(4)
CHAPTER 24.--MISCELLANEOUS KINDS OF BUSINESS			
Pattern 16			
Liquors and other spirits	Liquor stores	17	Eating and drinking places
		18	Department stores
		23	Drug stores and proprietary stores
Wines	Liquor stores		
Beer and ale	Liquor stores		
Pattern 17			
Furniture, other home furnishings (used)	Furniture stores (second-hand)		
Furniture, other home furnishings (new)*	Furniture stores (second-hand)	20	Furniture stores
		20	Household appliance stores
Tires, tubes, auto parts, accessories(used)	Tire, battery, accessory dealers		
Tires, tubes, auto parts, accessories(new)*	Tire, battery, accessory dealers (second-hand)	21	Tire, battery, accessory dealers
Clothing, furs, shoes (used)	Clothing, shoe stores (second-hand) Pawn shops		
Clothing, furs, shoes (new)*	Clothing, shoe stores (second-hand) Pawn shops	19 19	Family shoe stores Family clothing stores
Cameras, tools, firearms, luggage	Clothing, shoe stores (second-hand) Pawn shops	24 24	Camera, photographic supply stores Luggage, leather goods stores
Jewelry, silverware, precious stones*	Pawn shops	24	Jewelry stores
Household appliances*	Furniture stores (second-hand) Clothing, shoe stores (second-hand)	20	Household appliance stores
Used cars, trucks*	Tire, battery, accessory dealers (second-hand)	21	Motor-vehicle dealers
Repairs, storage, service receipts	Furniture stores (second-hand) Clothing, shoe stores (second-hand) Pawn shops Tire, battery, accessory dealers (second-hand)	21	Tire, battery, accessory dealers
Pattern 18			
Coal and wood	Fuel dealers, except fuel oil Fuel oil dealers Ice dealers	22 22 22 24 24	Lumber yards Building materials dealers Hardware stores Hay, grain, feed stores Other farm, garden supply stores
Fuel oil (domestic heating)	Fuel oil dealers Fuel dealers, except fuel oil	16 18 18 21 22 22 22 24 24	Grocery stores General stores Dry goods, general merchandise stores Gasoline service stations Lumber yards Building materials dealers Hardware stores Hay, grain, feed stores Other farm, garden supply stores
Ice	Ice dealers Fuel dealers, except fuel oil		
Bottled gas	Fuel dealers, except fuel oil Fuel oil dealers		
Oil burners, furnaces, stokers	Fuel dealers, except fuel oil Fuel oil dealers	22 20	Heating and plumbing equipment dealers Household appliance stores
Other major household appliances*	Fuel dealers, except fuel oil Fuel oil dealers	20	Household appliance stores
Hay, grain, feed, and garden supplies*	Fuel dealers, except fuel oil	24 24	Other farm, garden supply stores Hay, grain, feed stores

See footnote at end of table.

Chapter and patterns of merchandise lines	Kind of business in which the specified merchandise line appears	Data for related merchandise lines appear in:	
		Chapter	Kind of business
(1)	(2)	(3)	(4)
CHAPTER 24.--MISCELLANEOUS KINDS OF BUSINESS--Continued			
Pattern 19			
Hay, grain, other feeds	Hay, grain, feed stores Other farm, garden supply stores	22 22 22 24	Lumber yards Building materials dealers Hardware stores Fuel dealers, except fuel oil
Farm and garden supplies	Other farm, garden supply stores Hay, grain, feed stores	18 18 21 22 22 22 22 24	General stores Dry goods, general merchandise stores Motor-vehicle (new and used) dealers Lumber yards Building materials dealers Hardware stores Farm equipment dealers Fuel dealers, except fuel oil
Seeds, bulbs, nursery stock	Hay, grain, feed stores Other farm, garden supply stores	24	Florists
Fertilizers	Other farm, garden supply stores Hay, grain, feed stores		
Farm equipment, implements, machinery*	Hay, grain, feed stores Other farm, garden supply stores	22	Farm equipment dealers
Building materials, hardware, paint, elec. supplies*	Hay, grain, feed stores Other farm, garden supply stores	22 22 22 22	Hardware stores Electrical supply stores Paint, glass, wallpaper stores Building materials dealers
Coal, wood, fuel oil*	Hay, grain, feed stores Other farm, garden supply stores	24 24	Fuel oil dealers Fuel dealers, except fuel oil
Groceries, meat, other foods*	Hay, grain, feed stores Other farm, garden supply stores	16 16	Meat markets Grocery stores
Pattery 20			
Jewelry (except items below)	Jewelry stores	18 24	Department stores Pawn shops
Diamonds and precious stones	Jewelry stores	24	Pawn shops
Watches, clocks, silverware	Jewelry stores	18 24	Department stores Pawn shops
Novelty and costume jewelry	Jewelry stores	18 18 24	Department stores Variety stores Luggage, leather goods stores
Optical goods, frames, lenses	Optical goods stores Jewelry stores Camera, photographic supply stores		
Cameras, photo equipment and supplies	Camera, photographic supply stores Jewelry stores Optical goods stores	18 20 24 24 24	Department stores Household appliance stores Clothing, shoe stores(second-hand) Pawn shops Sporting goods stores
Luggage and leather goods*	Jewelry stores Camera, photographic supply stores	24	Luggage, leather goods stores
Radios, television sets and parts*	Jewelry stores	20	Radio stores
Household appliances*	Jewelry stores	20	Household appliance stores

See footnote at end of table.

Chapter and patterns of merchandise lines	Kinds of business in which the specified merchandise line appears	Data for related merchandise lines appear in:	
		Chapter	Kind of business
(1)	(2)	(3)	(4)
CHAPTER 24--MISCELLANEOUS KINDS OF BUSINESS--Continued			
Pattern 21			
Books	Book stores Stationery stores News dealers, newsstands Book stores (second-hand)	18 18	Variety stores Department stores
Second-hand books	Book stores Book stores (second-hand)		
Rare books and manuscripts Rare books, prints, manuscripts Book rentals	Book stores Book stores (second-hand) Book stores		
Stationery, printed forms, office supplies	Stationery stores Book stores News dealers, newsstands Office, store machine and equipment dealers	18 18	Department stores Variety stores
Printing on order	Stationery stores		
Newspapers and magazines	News dealers, newsstands Book stores Stationery stores	18 23	Department stores Drug atores and proprietary stores
Typewriters	Office, store machine and equipment dealers Stationery stores		
Office machines	Office, store machine and equipment dealers		
Store machines and equipment	Office, store machine and equipment dealers		
Machine rentals and repairs	Office, store machine and equipment dealers Stationery stores		
Commercial furniture, fixtures--nonwood	Stationery stores Office, store machine and equipment dealers	20	Furniture stores
Commercial furniture, fixtures--wood	Stationery stores Office, store machine and equipment dealers	20	Furniture stores
Fountain and meals*	News dealers, newsstands	17	Eating places
Candy, nuts, confectionery*	News dealers, newsstands	16	Candy, nut, confectionery stores
Cigars, cigarettes, tobacco*	News dealers, newsstands	24	Cigar stores and stands
Gifts, novelties, souvenirs, toys*	Book stores Stationery stores News dealers, newsstands Book stores (second-hand)	24	Gift, novelty, and souvenir stores
Pattern 22			
Sporting goods, games, toys	Sporting goods stores Bicycle stores Luggage, leather goods stores	18 20 24	Department stores Furniture stores Gift, novelty, souvenir stores
Bicycles, parts and supplies	Bicycle stores Sporting goods stores	20	Furniture stores
Luggage and leather goods	Luggage, leather goods stores Sporting goods stores	18 20 24 24 24 24	Department stores Furniture stores Clothing, shoe stores (second-hand) Pawn shops Jewelry stores Camera, photographic supply stores

See footnote at end of table.

Chapter and patterns of merchandise lines	Kind of business in which the specified merchandise line appears	Data for related merchandise lines appear in:	
		Chapter	Kind of business
(1)	(2)	(3)	(4)
CHAPTER 24.--MISCELLANEOUS KINDS OF BUSINESS--Continued			
Pattern 22--Continued			
Novelty and costume jewelry*	Luggage, leather goods stores	24	Jewelry stores
Cameras, photo equipment and supplies*	Sporting goods stores	24	Camera, photographic supply stores
Radios, television sets and parts*	Sporting goods stores	20	Radio stores
Household appliances*	Sporting goods stores	20	Household appliance stores
Pattern 23			
Cut flowers, wreaths, displays	Florists		
Potted growing plants	Florists		
Seeds, bulbs, nursery stock*	Florists	24	Other farm, garden supply stores
Pottery and giftware	Florists		
Pattern 24			
Cigars, ciagettes, tobacco	Cigar stores and stands	16	Candy, nut, confectionery stores
		16	Delicatessen stores
		17	Eating and drinking places
		18	General stores
		18	Dry goods,general merchandise stores
		23	Drug stores and proprietary stores
		24	News dealers, newsstands
Candy, nuts, confectionery*	Cigar stores and stands	16	Candy, nut, confectionery stores
Fountain and meals*	Cigar stores and stands	17	Eating places
Canned goods, other groceries*	Cigar stores and stands	16	Grocery stores, with fresh meat
Pattern 25			
Gifts, novelties, souvenirs	Gift, novelty, souvenir stores	24	Book stores
		24	Stationery stores
		24	News dealers, newsstands
		24	Book.stores (second-hand)
Toys	Gift, novelty, souvenir stores	18	Department stores
		18	Variety stores
		20	Furniture stores
		24	Sporting goods stores
		24	Bicycle stores
		24	Luggage, leather goods stores
Stamps, coins, collectors' supplies	Gift, novelty, souvenir stores		
Religious (Church) goods	Gift, novelty, souvenir stores		
Pattern 26			
Pianos, musical instruments, phonographs	Music stores	20	Furniture stores
		20	Household appliance stores
		20	Radio stores
Phonograph records	Music stores	18	Department stores
		20	Household appliance stores
		20	Radio stores
Radios, television sets and parts*	Music stores	20	Radio stores
Major household appliances*	Music stores	20	Household appliance stores
Housewares (inc. electric)*	Music stores	20	Household appliance stores
Service and repair department	Music stores		

* The complete listing of kinds of business for which data for these Merchandise Lines are presented is contained in the Chapters designated in column 3.

U. S. GOVERNMENT PRINTING OFFICE O—1952