

UNIVERSITY OF

MARYLAND

2006 FOOTBALL

TERRAPINS BOWL MEDIA GUIDE



Ralph
Friedgen
Head Coach

Darrius
Heyward-Bey
Freshman • Wide Receiver
Freshman All-American
Second Team All-ACC

Sam
Hollenbach
Senior • Quarterback
Honorable Mention
All-ACC

Josh
Wilson
Senior • Cornerback
Honorable Mention
All-ACC

Dan
Ennis
Senior • Kicker
Honorable Mention
All-ACC



December 29
Orlando, FL

umterps.com

M
Fb
Football

27
SPORTS

1
TEAM

MARYLAND

UNIVERSITY OF

TERRAPINS



SINCE 1856



GENERAL INFORMATION

TABLE OF CONTENTS

Media Information	1
Roster Information	2-3
Terrapin Bowl Notebook	4-12
Quoting the Fridge	13
Depth Chart	14-15
Terrapin Honor Roll	16-17
Head Coach Ralph Friedgen	18-21
Coaching Staff	22-24
Football Support Staff	25
Terrapin Profiles	26-43
2006 Season Statistics	44-51
2006 Game Recaps	52-57
Postseason History	58-66
Bowl Game Records	67
University of Maryland	69
President C.D. Mote Jr.	70
Athletics Director Deborah A. Yow	71
Bowl Administrative Support Staff	72

MARYLAND MEDIA INFORMATION

For interviews with University of Maryland coaches players or staff members contact Shawn Nestor, associate director of media relations or Doug Dull, associate athletics director of media relations. Media relations assistant Dan Reisig will also accompany the team.

Practice times and information are below and the guidelines are similar to the Terrapins regular-season media opportunities. All practices are closed, with media availability immediately following most sessions. The team will practice on Thunder Field which is located adjacent to Florida Citrus Bowl Stadium.

During bowl week, any interviews that take place outside of the normal practice and press conference setting must be arranged through the media relations staff. Player interviews should not be conducted at the team hotel or any other site without consent of the media relations staff.



Shawn Nestor (FB Contact)

E-mail: snestor@umd.edu
Office Phone: (301) 314-7065
Cell Phone: (240) 417-4862



Doug Dull

E-mail: ddull@umd.edu
Office Phone: (301) 314-7064
Cell Phone: (240) 417-5764



Dan Reisig

E-mail: dreisig@umd.edu
Office Phone: (301) 314-8093
Cell Phone: (757) 784-0121

TERRAPIN FOOTBALL AT-A-GLANCE

GENERAL

Name of School	University of Maryland
City, Zip	College Park, Md. 20742
Founded	1856
Enrollment	35,392
Nickname	Terrapins, Terps
School Colors	Red (PMS 185), White, Black, Gold (PMS 116)
Stadium	Byrd Stadium
Capacity (Surface)	51,500 (Natural Grass)
Affiliation	NCAA Division I-A
Conference / Division	Atlantic Coast Conference / Atlantic
President	Dr. C.D. Mote, Jr. (California '51)
Athletics Director	Deborah A. Yow (Elon '74)

HISTORY

First year of football	1892
All-time record	583-508-43 (.533/1,137 games)
All-time bowl/playoff record	8-10-2
Years in postseason	21
<small>(1947-49-51-53-55-73-74-75-76-77-78-80-82-83-84-85-90-01-02-03-06)</small>	

COACHING STAFF

Head Coach	Ralph Friedgen
Alma Mater, Year	Maryland ('70)
Record at school (years)	49-24 (6)
Career record (years)	same

GUIDE CREDITS

The Maryland Champs Sports Bowl Guide was written by Shawn Nestor, Doug Dull and Dan Reisig. Interior Design and layout by Patrick Fischer. Cover design by John Schaffhauser. Photography by Greg Fiume. Printing by Morgantown Printing & Binding.

BOWL WEEK SCHEDULE/MEDIA OPPORTUNITIES

FRIDAY, DEC. 22

Depart College Park via charter plane TBA
Arrive at Marriott World Center Resort (Team Headquarters) TBA

SATURDAY, DEC. 23

Practice (Thunder Field) 10 a.m. - 12:30 p.m.

SUNDAY, DEC. 24

Practice (Thunder Field) 2 - 4:30 p.m.

MONDAY, DEC. 25

No practice or team activities

TUESDAY, DEC. 26

Day for Kids 11 a.m. - 1 p.m.
Practice (Thunder Field) 2 - 4:30 p.m.

WEDNESDAY, DEC. 27

Practice (Thunder Field) 11 a.m. - 1 p.m.
Press Conference (Orlando Downtown Marriott) 2 p.m.
(Offensive and Defensive Coordinators, along with one offensive and defensive player)

THURSDAY, DEC. 28

Champs Sports Bowl Brunch Press Conference (Hard Rock Live) 10:30 a.m.
(Head Coach)
Champs Sports Bowl Kickoff Brunch (Hard Rock Live) 11:00 a.m.
Walk-through TBA

FRIDAY, DEC. 29

Champs Sports Bowl Kickoff 8 p.m.

Note: Practice times are subject to change. Members of the media are advised to check with the Maryland media relations staff to confirm times.

DIRECTIONS TO THUNDER FIELD/FLORIDA CITRUS BOWL STADIUM

The Maryland football team will practice at Thunder Field which is located on the Florida Citrus Bowl Stadium grounds.

From the Orlando Marriott Downtown (media hotel):

- Go west on W. Livingston Street toward N. Parramore Ave. (0.2 mi)
- Turn left onto N. Parramore Ave. (0.1 mi.)
- Turn right onto W. Washington Street / FL-526. Continue to follow W. Washington St. (0.7 mi.)
- Turn left onto Jamil Ave. (0.1 mi)
- Turn slight right onto S. Rio Grande Ave. (0.3 mi)
- Turn right onto Citrus Bowl Place (0.1 mi.)
- Total Est. Distance: 1.6 miles

ROSTER INFORMATION

NUMERICAL

No.	Name	Pos.	Hgt	Wgt	Cl.	Exp.	Hometown (High School/Last School)
1	Erin Henderson	LB	6-3	242	So.	SQ	Aberdeen, Md. (Aberdeen HS)
2	Kevin Barnes	CB	6-1	181	So.	1V	Glen Burnie, Md. (Old Mill HS)
3	Christian Varner	FS	5-11	196	Jr.	2V	Baltimore, Md. (Randallstown HS)
4 (d)	Bobby Sheahin	QB	6-1	172	So.	RS	Brookville, Md. (Sherwood HS/WVU)
4 (d)	Josh Wilson	CB	5-9	187	Sr.	3V	Upper Marlboro, Md. (DeMatha HS)
5	Isaiah Gardner	CB	5-11	194	Jr.	1V	Virginia Beach, Va. (Salem HS/Notre Dame)
6	Anthony Wiseman	CB	5-9	185	Fr.	RS	Silver Hill, Md. (DeMatha HS)
7	J.P. Humber	TB	6-0	221	Sr.	2V	Lakeland, Fla. (George Jenkins HS)
8	Darrius Heyward-Bey	WR	6-2	206	Fr.	RS	Silver Spring, Md. (McDonogh School)
9	Richard Taylor	CB	5-10	194	So.	1V	Centreville, Va. (Centreville HS)
10 (d)	Chris Turner	QB	6-3	217	Fr.	RS	Simi Valley, Calif. (Chaminade HS)
10 (d)	Terrell Skinner	DB	6-2	205	Fr.	RS	St. Petersburg, Fla. (Boca Ciega HS)
11	Drew Weatherly	WR	6-3	216	Sr.	3V	Georgetown, Del. (Sussex Central HS)
12 (d)	Josh Portis	QB	6-3	200	So.	TR	Woodland Hills, Calif. (W.H. Taft HS/Florida)
12 (d)	Marcus Wimbush	SS	5-10	202	Sr.	2V	Washington, D.C. (Dunbar HS)
13	Dan Gronkowski	TE	6-6	266	So.	SQ	Amherst, N.Y. (Williamsville North HS)
14	Sam Hollenbach	QB	6-4	214	Sr.	2V	Sellersville, Pa. (Pennridge HS)
15	Jason Goode	TE	6-3	233	Jr.	2V	Baltimore, Md. (Woodlawn HS)
16 (d)	David May	K	5-11	191	So.	1V	Rockville, Md. (Charles E. Smith Day)
16 (d)	Jeremy Ricker	QB	6-2	201	Fr.	HS	Hummelstown, Pa. (Bishop McDevitt HS)
17	Danny Oquendo	WR	6-0	188	So.	1V	Hackensack, N.J. (Hackensack HS)
18	LaQuan Williams	CB	6-1	175	Fr.	HS	Baltimore, Md. (Baltimore Polytechnic HS)
19	Jordan Steffy	QB	6-1	214	So.	1V	Leola, Pa. (Conestoga Valley HS)
20	Morgan Green	TB	5-11	213	Fr.	HS	White Plains, Md. (Lackey HS/Hargrave Milit.)
21	Keon Lattimore	TB	5-11	221	Jr.	2V	Owings Mills, Md. (Mt. St. Joseph HS/Hargrave M.A.)
22 (d)	Dan Ennis	PK	5-10	158	Sr.	1V	Sykesville, Md. (Glenelg HS)
22 (d)	Greg Gaston	PK	5-9	181	Fr.	RS	Memphis, Tenn. (Christian Brothers HS)
23	Da'ei Scott	TB	6-0	185	Fr.	HS	Conshohocken, Pa. (Plymouth-Whitemarsh HS)
24 (d)	Emen Ifon	WR	5-8	165	So.	SQ	Laurel, Md. (Laurel HS)
24 (d)	Pha Terrell Washington	CB	6-0	185	Fr.	HS	White Plains, Md. (Westlake HS)
25 (d)	Jaman McCollough	CB	5-11	194	Fr.	RS	Baltimore, Md. (Randallstown HS)
25 (d)	Colin Nelson	DB	5-10	183	Jr.	RS	Landover, Md. (Eleanor Roosevelt/McDaniel College)
26 (d)	Chris Gronkowski	FB	6-2	245	Fr.	RS	Amherst, N.Y. (Williamsville North HS)
27 (d)	Adam Kareem	CB	5-9	187	Fr.	RS	Baltimore, Md. (Baltimore Polytechnic Inst.)
27 (d)	Taji Thornton	CB	6-1	180	Fr.	HS	Homestead, Fla. (South Dade HS)
29	Jeff Allen	S	6-0	190	So.	1V	Woodbridge, Va. (DeMatha HS)
30	J.J. Justice	S	6-1	219	Jr.	2V	Lisbon, Conn. (Norwich Free Academy)
31	Andrew Schmitt	LS	6-0	230	So.	1V	Derry, Pa. (Derry Area HS)
32	Tim Cesa	FB	6-1	256	Jr.	2V	Kennesaw, Ga. (Harrison HS)
33	Josh Allen	TB	5-11	215	Sr.	3V	Tampa, Fla. (Eleanor Roosevelt HS (Md.))
34	Dave Philistin	LB	6-2	223	So.	1V	Manchester, N.H. (Manchester Central HS)
35	Wesley Jefferson	LB	6-2	233	Jr.	2V	Clinton, Md. (Gwynn Park HS)
36	Adam Podlesh	P	5-11	205	Sr.	3V	Pittsford, N.Y. (Pittsford Sutherland HS)
37 (d)	Jared Baum	DB	6-0	200	Fr.	RS	Bel Air, Md. (Archbishop Curley HS)
37 (d)	Brandon Jackson-Mills	CB	5-11	160	Fr.	HS	Germantown, Md. (Northwest HS)
38	Cory Jackson	FB	6-0	240	Fr.	HS	Morgantown, W.Va. (University HS)
39	Obi Egekeze	PK	6-2	218	So.	SQ	Augusta, Ga. (Westside HS)
40 (d)	David Akatu	TB	5-8	184	Fr.	HS	Rockville, Md. (Bethesda-Chevy Chase HS)
40 (d)	Jeremy Navarre	DE	6-3	263	So.	1V	Joppatowne, Md. (Joppatowne HS)
41	T.D. Callahan	LB	6-0	227	Jr.	SQ	Bel Air, Md. (John Carroll HS)
42 (d)	Chase Bullock	LB	6-2	235	So.	SQ	Durham, N.C. (Northern HS)
42 (d)	Brian Dickerson	LB	5-10	207	So.	SQ	Bethesda, Md. (Walt Whitman HS)
42 (d)	James Rolle	FB	5-9	269	Jr.	1V	Trenton, N.J. (The Lawrenceville School)
43	Rick Costa	LB	6-0	246	So.	SQ	Moorestown, N.J. (Holy Cross HS/Temple Univ.)
44	Lance Ball	TB	5-9	216	Jr.	1V	Teaneck, N.J. (Teaneck HS)
45 (d)	Tommy Galt	TE	6-5	253	Fr.	RS	Silver Spring, Md. (Good Counsel HS)
45 (d)	Alex Schultz	LB	6-1	234	Fr.	RS	Gretna, La. (DeLaSalle HS/Towson)
46	Caleb Morris	P	6-0	200	Fr.	HS	Coudersport, Pa. (Coudersport HS)
47	Jeff Clement	LB	6-2	231	Fr.	RS	Westville, N.J. (Deptford HS)
48	Moise Fokou	LB	6-1	216	So.	RS	Rockville, Md. (The Bulls School/Frostburg State)
49	Chris Roberts	PK	6-1	194	So.	1V	Fallston, Md. (John Carroll HS/Kings College)
50	Jermaine Lemons	LEQ	6-2	254	Jr.	1V	Tampa, Fla. (Thomas Jefferson HS)
51 (d)	Steve Pfister	LB	6-2	217	Fr.	RS	Columbia, Md. (Mount St. Joseph HS)
51 (d)	Brian Whitmore	LEQ	6-3	240	Fr.	HS	Chesapeake, Va. (Oscar F. Smith HS)
52	Chris Clinton	LB	6-2	245	Fr.	HS	Lakeland, Fla. (Evangel Christian HS/Fork Union Milit.)
53 (d)	Stephen Hargett	LB	5-10	244	Fr.	HS	Los Angeles, Calif. (Loyola HS)
53 (d)	Brendan McDermond	LS	6-2	251	Jr.	1V	Columbia, Md. (River Hill HS)

ALPHABETICAL

No.	Name	Pos.
40	David Akatu	TB
29	Jeff Allen	S
33	Josh Allen	TB
44	Lance Ball	TB
2	Kevin Barnes	CB
37 (d)	Jared Baum	DB
95	Conrad Bolston	DT
42 (d)	Chase Bullock	LB
77	Scott Burley	QT
41	T.D. Callahan	LB
89 (d)	Adrian Cannon	WR
82	Nolan Carroll	WR
32	Tim Cesa	FB
47	Jeff Clement	LB
66	Garrick Clig	OG
52	Chris Clinton	LB
72	Phil Costa	C
43	Rick Costa	LB
55	Trey Covington	LEQ
63	Andrew Crummey	OG
73	Ricardo Dacosta	DL
42 (d)	Brian Dickerson	LB
64	Evan Eastburn	C
65	Danny Edwards	QL
39	Obi Egekeze	PK
22 (d)	Dan Ennis	PK
68	Carlos Feliciano	NT
48	Moise Fokou	LB
91	Mack Frost	DE
78	Jared Gaither	QT
56	Deege Galt	DE
45	Tommy Galt	TE
5	Isaiah Gardner	CB
22 (d)	Greg Gaston	PK
86	Drew Gloster	TE
89 (d)	Matt Goldberg	WR
15	Jason Goode	TE
20	Morgan Green	TB
87	Kevin Gresham	WR
67	Jack Griffin	QT
26 (d)	Chris Gronkowski	FB
13	Dan Gronkowski	TE
53	Stephen Hargett	LB
57 (d)	Matthew Harraka	QL
57 (d)	Jared Harrell	LEQ
80	Joey Haynos	TE
93	Barrod Heggs	LEQ
1	Erin Henderson	LB
70	Stephon Heyer	QT
8	Darrius Heyward-Bey	WR
14	Sam Hollenbach	QB
54	David Holloway	LB
7	J.P. Humber	TB
24 (d)	Emen Ifon	WR
90	Travis Ivey	DT
38	Cory Jackson	FB
37	Brandon Jackson-Mills	CB
35	Wesley Jefferson	LB
74	Malcolm Johnson	DL
30	J.J. Justice	S
27 (d)	Adam Kareem	CB
21	Keon Lattimore	TB
83	Emani Lee-Qdai	WR
50	Jermaine Lemons	LEQ

54	David Holloway	LB	6-2	230	Sr.	2V	Stephentown, N.Y. (Albany Academy)
55	Trey Covington	LEO	6-3	252	So.	1V	Bowie, Md. (Eleanor Roosevelt HS)
56	Deege Galt	DE	6-4	254	Fr.	RS	Silver Spring, Md. (Good Counsel HS)
57 (d)	Matthew Harraka	OL	6-3	265	Fr.	HS	Jamsville, Md. (St. John's College HS)
57 (d)	Jared Harrell	LEO	6-4	231	Fr.	RS	Milton, Mass. (Tabor Academy)
58 (d)	Adnan Moten	LB	6-1	210	Fr.	HS	Suitland, Md. (Gwynn Park HS)
58 (d)	Brandon Nixon	OT	6-6	314	Jr.	2V	Pottstown, Pa. (Pottstown HS)
59	Alex Wujciak	LB	6-3	235	Fr.	HS	West Caldwell, N.J. (Seton Hall Prep)
60	Edwin Williams	C	6-2	318	So.	1V	Washington, D.C. (DeMatha HS)
61	Lee Oliver	OG	6-2	298	So.	SO	Germantown, Md. (Northwestern HS)
63	Andrew Crumme	OG	6-5	301	Jr.	2V	Van Wert, Ohio (Van Wert HS)
64	Evan Eastburn	C	6-2	290	Fr.	HS	Boulder, Colo. (Fairview HS)
65	Danny Edwards	OL	6-1	275	Fr.	HS	Frederick, Md. (Tuscarora HS)
66	Garick Clig	OG	6-4	296	Jr.	1V	Port Orange, Fla. (Spruce Creek HS)
67	Jack Griffin	OT	6-7	294	Jr.	2V	Enfield, Conn. (Enfield HS)
68	Carlos Feliciano	NT	6-4	307	Jr.	2V	Elizabeth, N.J. (Elizabeth HS)
69	Donnie Woods	OG	6-3	289	Jr.	2V	Dade City, Fla. (Thomas Jefferson HS)
70	Stephon Heyer	OT	6-6	320	Sr.	3V	Lawrenceville, Ga. (Brookwood HS)
71	Paul Pinegar	OT	6-3	270	Fr.	HS	Brookeville, Md. (Sherwood HS)
72	Phil Costa	C	6-2	299	Fr.	RS	Moorestown, N.J. (Holy Cross HS)
73	Ricardo Dacosta	DL	6-0	239	Jr.	2V	Bronx, N.Y. (DeWitt Clinton HS)
74	Malcolm Johnson	DL	5-9	246	So.	1V	Ellicott City, Md. (Mt. Hebron HS)
75	Dane Randolph	OT	6-5	285	So.	1V	Columbia, Md. (Wilde Lake HS)
76	Jamie Thomas	OG	6-4	328	So.	1V	Harrisburg, Pa. (Bishop McDevitt HS)
77	Scott Burley	OT	6-5	326	Jr.	2V	Baltimore, Md. (Woodlawn HS)
78	Jared Gaitner	OT	6-9	350	So.	1V	White Plains, Md. (Roosevelt HS/Hargrave Mil.)
79	Kyle Sappington	OL	6-4	310	Fr.	HS	Phoenix, Md. (Stephen Decatur HS)
80	Joey Haynos	TE	6-7	267	Jr.	2V	Rockville, Md. (Gonzaga College HS)
81	Stephen Smalls	WR	6-1	190	Fr.	HS	Lancaster, Pa. (Conestoga Valley HS)
82	Nolan Carroll	WR	6-0	201	Fr.	RS	Green Cove Springs, Fla. (Clay HS)
83	Emani Lee-Odai	WR	6-3	180	Fr.	HS	Washington, D.C. (Anacostia HS)
84	Isaiah Williams	WR	6-2	200	So.	1V	Montclair, N.J. (Bergen Catholic HS)
86	Drew Gloster	TE	6-3	225	Fr.	HS	Germantown, Md. (Good Counsel HS)
87	Kevin Gresham	WR	5-11	170	So.	TR	Lothian, Md. (Riverdale Baptist HS/Cheyney Univ.)
88	Greg Powell	WR	5-11	187	Sr.	1V	Annapolis, Md. (Annapolis HS)
89 (d)	Adrian Cannon	WR	6-3	200	Fr.	HS	Pontiac, Mich. (Avondale HS)
89 (d)	Matt Goldberg	WR	6-2	187	So.	SO	Baltimore, Md. (Mount St. Joseph HS)
90	Travis Ivey	DT	6-4	311	Fr.	RS	Riverdale, Md. (Riverdale Baptist HS)
91	Mack Frost	DE	6-5	257	So.	1V	Columbia, S.C. (Spring Valley HS)
92	Dre Moore	DT	6-4	312	Jr.	2V	Charlotte, N.C. (Independence HS)
93	Barrod Heggs	LEO	6-2	265	Fr.	RS	Garden City, Ga. (Groves HS)
95	Conrad Bolston	DT	6-3	303	Sr.	3V	Burtonsville, Md. (St. John's College HS)
97	Dean Muhtadi	DL	6-3	295	So.	TR	Alexandria, Va. (TC Williams HS/C. Newport Univ.)
98	Omarr Savage	DE	6-5	284	Jr.	2V	Piscataway, N.J. (Piscataway HS)

16	David May	K
25 (d)	Jamari McCollough	CB
53	Brendan McDermond	LS
92	Dre Moore	DT
46	Caleb Morris	P
58	Adnan Moten	LB
97	Dean Muhtadi	DL
40 (d)	Jeremy Navarre	DE
25 (d)	Colin Nelson	DB
58 (d)	Brandon Nixon	OT
61	Lee Oliver	OG
17	Danny Oquendo	WR
51 (d)	Steve Pfister	LB
34	Dave Philistin	LB
71	Paul Pinegar	OT
36	Adam Podlesh	P
12 (d)	Josh Portis	QB
88	Greg Powell	WR
75	Dane Randolph	OT
16	Jeremy Ricker	OB
49	Chris Roberts	PK
42	James Rolfe	FB
79	Kyle Sappington	OL
98	Omarr Savage	DE
31	Andrew Schmitt	LS
45 (d)	Alex Schultz	LB
23	Da'el Scott	TB
4 (d)	Bobby Sheahin	OB
10	Terrell Skinner	DB
81	Stephen Smalls	WR
19	Jordan Steffy	OB
9	Richard Taylor	CB
76	Jaimie Thomas	OG
27	Taji Thornton	CB
10	Chris Turner	OB
3	Christian Varner	FS
24 (d)	Pha Terrell Washington	CB
11	Drew Weatherly	WR
51 (d)	Brian Whitmore	LEO
60	Edwin Williams	C
84	Isaiah Williams	WR
18	LaQuan Williams	CB
4 (d)	Josh Wilson	CB
12 (d)	Marcus Wimbush	SS
6	Anthony Wiseman	CB
69	Donnie Woods	OG
59	Alex Wujciak	LB

(d) indicates duplicate number.

Key: * indicates varsity letters earned; RS indicates redshirted in 2005; SQ indicates on squad in 2005 but did not letter; HS indicates high school; TR indicates transfer.

PRONUNCIATION GUIDE

Player	Pronunciation
Chima Amadi	CHIH-muh uh-MAH-dee
Tim Cesa	CHASE-uh
Phil and Rick Costa	KAH-stuh
Obi Egekeze	oH-bee egg-uh-KAY-zuh
Carlos Feliciano	fuh-lee-see-AH-noh
Moses Fokou	MOH-zes FOH-koo
Stephon Heyer	STEFF-ahn HIGH-err
Sam Hollenbach	HALL-un-bock
Deege Galt	DEEJ GAWLT
Jared Harrell	huh-RELL
Joey Haynos	HAY-nohce
Barrod Heggs	beh-RAHD
Darius Heyward-Bey	HAY-werd BAY
Emen Ifon	EH-min EYE-fahn
Keon Lattimore	KEE-ahn
Emani Lee-Odai	eh-MON-ee lee-oh-DYE
Jamari McCollough	juh-MAR-ree muh-KUHL-luh
Garick Clig	pronounced with hard g
Dre Moore	DRAY

Player	Pronunciation
Jeremy Navarre	nuh-VAR
Danny Oquendo	oh-KEHN-doh
Dave Philistin	FILL-liss-teen
Adam Podlesh	pod-lesh
Bobby Sheahin	SHEE-in
Terrell Skinner	tuh-REHL
Stephen Smalls	steff-ahn
Jaimie Thomas	jay-mee
Pha Terrell Washington	fuh-TARE-ull
LaQuan Williams	luh-KWAN
Alex Wujciak	WOE-jack

Coach	Pronunciation
Bryan Bossard	BO-sard
Tom Brattan	rhymes with latin
Ralph Friedgen	FREE-jun
Ray Rychleski	nch-LESS-key
Dave Sollazzo	so-LAH-zo
Phil Zacharias	zack-uh-RY-us

BOWL NOTEBOOK

2006 RESULTS

MARYLAND (8-4, 5-3 ACC)

S2	WILLIAM & MARY (ESPN360)	W	27-14
S9	MIDDLE TENN (ESPN360)	W	24-10
S14	AT #5/5 WEST VIRGINIA (ESPN)	L	24-45
S23	FLORIDA INTL (ESPN360)	W	14-10
O7	AT #18/20 GA TECH* (ESPNU)	L	23-27
O14	AT VIRGINIA* (ESPN360)	W	28-26
O21	NC STATE* + (LFS/RAYCOM)	W	26-20
O28	FLORIDA STATE* (ESPN2)	W	27-24
N4	AT #19/19 CLEMSON* (ESPN2)	W	13-12
N11	MIAMI* (ABC)	W	14-13
N18	AT #20/20 BOSTON COLL.* (ESPN)	L	16-38
N25	#20/20 WAKE FOREST* (ESPN)	L	24-38
D29	VS. PURDUE # (ESPN)		8:00 P.M.

ALL CAPS indicates home game.

*ACC game, + Homecoming, # - Champs Sports Bowl

PURDUE (8-5, 3-3 BIG TEN)

S2	INDIANA STATE	W	60-35
S9	MIAMI (OHIO)	(ot) W	38-31
S16	BALL STATE	W	38-28
S23	MINNESOTA*	W	27-21
S30	at #12/14 Notre Dame	L	21-35
O7	at #19/19 Iowa*	L	17-47
O14	at Northwestern*	W	31-10
O21	#21/22 WISCONSIN*	L	3-24
O28	PENN STATE*	L	0-12
N4	at Michigan State*	W	17-15
N11	at Illinois*	W	42-31
N18	INDIANA*	W	28-19
N25	at #25/25 Hawaii	L	35-42
D29	vs Maryland # (ESPN)		8:00 p.m.

* Big 10 game, # - Champs Sports Bowl

THE GAME

- The University of Maryland plays Purdue University on Friday, Dec. 29 in the 2006 Champs Sports Bowl in Orlando, Fla. The game will be televised live nationally in prime time on ESPN and broadcast on the Terrapin Sports Radio Network (105.7 FM and 1300 AM Baltimore; 630 AM Washington, D.C.) . Maryland will be making its 4th bowl trip in the six seasons that Ralph Friedgen has returned as head coach at his alma mater.
- Maryland (8-4, 5-3) comes into the bowl game after dropping its final game of the regular season, 38-24, to Wake Forest. Despite a 119-yard rushing effort by Keon Lattimore, the Terrapins could not recover from deficits of 21-7 and 28-14 in losing to a Wake Forest team that went on to win the Atlantic Coast Conference championship and its requisite trip to the Orange Bowl.
- Maryland finished in a second-place tie in the Atlantic Division standings with a 5-3 league mark. The Terrapins tied with Clemson and Boston College just one game behind Wake Forest, which finished at 6-2. The Terrapins posted a five-game winning streak in the middle of the season to post its fourth season with at least eight wins in Ralph Friedgen's six years as head coach at Maryland. A victory in the Champs Sports Bowl would give Maryland only the 13th nine-win season in 114 years of football at the university.
- Purdue (8-5, 5-3) tied for fourth in the Big Ten Conference and closed its regular season with a 42-35 defeat at Hawai'i. In a fourth-quarter shootout that saw the two teams combine for 43 points in the final period alone, the Rainbows scored on two touchdown passes in the final 4:48 to erase a 35-27 Purdue lead and earn the victory. Purdue won three straight games in early November to earn the eight-win season, winning at Michigan State and at Illinois before beating Indiana at home to post a 5-3 mark in the Big Ten.
- The Terrapins are seeking their third straight bowl victory, an accomplishment that has never occurred at Maryland. The Terps defeated West Virginia, 41-7, on 1/1/2004 in the Gator Bowl in their most recent bowl appearance, and that followed a 30-3 triumph over Tennessee on 12/31/2002 in the Chick-fil-A Peach Bowl.
- Maryland accomplished its eight-win season against one of the toughest schedules in the nation. The Terrapins played eight teams this season that have earned berths in bowl games.
- Neither Maryland or Purdue is ranked in any of the three major polls coming into bowl season.

SERIES NOTES: TERPS VS. BOILERMAKERS

- Purdue and Maryland have never met on the football field.
- Maryland's last bowl game against a team from the Big Ten Conference was in 1977 when the Terrapins defeated Minnesota, 17-7 in the Hall of Fame Bowl in Birmingham, Ala.
- Maryland has played twice previously in bowl games held in Orlando, Fla. The Terrapins lost to Florida, 35-20, on 12/20/1980 in the Tangerine Bowl and dropped a 30-23 matchup to Tennessee on 12/17/1983 in the Citrus Bowl.

BOWL INFORMATION

- Tickets for the 2006 Champs Sports Bowl are available by calling the Terrapin Ticket Office at 1-800-IM-A-TERP. Tickets are \$60 for the game.
- Information about Maryland's appearance in the Champs Sports Bowl is available at: <http://umterps.cstv.com/sports/m-footbl/06-md-bowl-central.html>

BROADCAST INFORMATION

TV ESPN - Brad Nessler (play-by-play) joins Bob Griese (analyst) in the booth, with Bonnie Bernstein on the sideline.

RADIO Terrapin Sports Radio Network (6:30 p.m.) - Johnny Holliday, play-by-play; Jonathan Claiborne, color analysis; Tim Strachan, sidelines.

INTERNET Audio can be accessed by logging on to www.umterps.com.

QUICK FACTS

Head Coach	Ralph Friedgen (Maryland, '70)
Record at Maryland (years)	49-24 (6th)
Career Record	Same
Offensive Coordinator	Ralph Friedgen
Defensive Coordinator	Chris Cosh
All-Time vs. Purdue	1st Meeting
2006 Home/Away/Neutral	6-1 / 2-3 / 0-0

MEDIA INFORMATION

Football Contact	Shawn Nestor, Assoc. MRD
Phone	w (301) 314-7065
e-mail	snestor@umd.edu
Secondary Contact	Doug Dull, Assoc. A.D.
Main Office Phone	(301) 314-7064
e-mail	ddull@umd.edu
Other Contact	Dan Reisig, Media Rel. Asst.
Phone	w (301) 314-8093
e-mail	dreisig@umd.edu

TERPS BY THE NUMBERS

0

Punts blocked by Maryland opponents since 1999, the longest streak in the nation after Georgia had a punt blocked recently by Ole Miss.

12

Consecutive field goals made by senior PK Dan Ennis over the last five games.



27 SPORTS • 1 TEAM TERRAPINS

ALL ABOUT PURDUE

SCOUTING THE BOILERMAKERS

- A talented and prolific offense helped Purdue achieve another outstanding season in 2006. The Boilermakers finished 8-5 overall and tied for fourth place in the Big Ten Conference at 5-3. Purdue started with four straight victories this season, went 1-4 in a stretch between 9/30 and 10/28, but finished the Big Ten schedule with three straight wins to hit the eight-win mark.
- Purdue's passing offense ranks 6th in the nation at 293.7 yards per game, a figure that led the Big Ten. The Boilermakers also led the Big Ten in total offense at 425.8 yards per game.
- Spearheading the passing attack is junior QB Curtis Painter, who was 6th individually in Division I-A in total offense. Painter threw for 3,721 yards and 21 touchdowns this season. In 13 games, he was 292-for-494 (59.1 completion percentage), an average of 38 pass attempts per game.
- The Boilermakers feature a balanced attack offensively, though, as their rushing game is also successful. Junior RB Kory Sheets had 769 yards and 11 touchdowns on the ground this season, finishing 9th in the Big Ten at 59.2 ypg. His running mate, sophomore Jaycen Taylor, added 658 yards on the ground and had an impressive 6.1 per carry average.
- Purdue scored 23 touchdowns rushing and 23 touchdowns passing in 2006.
- Painter's top targets include junior WR Dorian Bryant, who led the league in receptions per game and receiving yards per game. He had 79 catches for 967 yards. Senior TE Dustin Keller is also a prime target with 55 catches for 751 yards, and sophomore WR Greg Orton had 50 catches for 695 yards.
- Defensively, Purdue is led by junior LB Dan Bick, who topped the team with 92 tackles. Senior DE Anthony Spencer ended the season with an amazing 26.5 tackles for loss, including 10.5 quarterback sacks. Junior SS Justin Scott had a team-high 3 interceptions for the Boilermakers, who forced opponents into 17 fumbles lost this year.

MARYLAND'S MATCHUP

2006 TEAM COMPARISONS


Maryland	Category	Purdue
124.5	Rushing Offense	132.1
179.8	Passing Offense	293.7
304.2	Total Offense	425.8
21.7	Scoring Offense	27.5
174.8	Rushing Defense	190.1
192.2	Passing Defense	242.6
366.9	Total Defense	432.7
23.1	Scoring Defense	26.9
49-141 (35%)	Third Down Conv.	84-178 (47%)
7-14 (50%)	Fourth Down Conv.	5-17 (29%)
17-77	Sacks By-Yards	30-185
19-125	Sacks Allowed	17-135
51-447	Penalties-Yards	70-515
18-11	Fumbles-Lost	18-8
28:48	Avg. Time of Poss.	28:13

BOILERMAKERS STATISTICAL LEADERS

RUSHING	G	ATT.	NET	AVG.	TD	YPG
Kory Sheets	13	156	769	4.9	11	59.2
Jaycen Taylor	13	107	658	6.1	4	50.6
Dorian Bryant	13	19	150	7.9	2	11.5
Passing	G	C-A-I	Pct.	Yds.	TD	YPG
Curtis Painter	13	292-494-1859	13721	21	286.2	
Receiving	G	Rec.	Yds.	Avg.	TD	YPG
Dorian Bryant	13	79	967	12.2	6	74.4
Dustin Keller	13	55	751	13.7	4	57.8
Greg Orton	13	50	695	13.9	4	53.5

WHAT IS A BOILERMAKER?

A boilermaker is a trained craftsman who produces steel fabrications from plates and sections. The name originated from craftsmen who would fabricate boilers, but they may work on projects as diverse as bridges to blast furnaces. A boilermaker is also the mascot of Purdue University located in West Lafayette, Indiana. (Source: Dictionary.com)



28.1

In his first season as Maryland's primary kick return man, CB Josh Wilson is averaging 28.1 yards per return, 10th-best in the nation and 3rd in the Atlantic Coast Conference.

42-5

Ralph Friedgen's record at Maryland when leading at halftime.

61.4

Career completion percentage for Sam Hollenbach (402-for-655), which ranks third in school history.

1949

The year that Stan Lavine hit Ed Bolton on a 92-yard touchdown pass against South Carolina for a school record that stood for 57 years, before Sam Hollenbach found Darrius Heyward-Bey for a 96-yarder against Miami.

1997

The last time Maryland returned a kickoff for a touchdown prior to Josh Wilson's 100+ yard return for a TD against Georgia Tech.

INDIVIDUAL SINGLE-GAME BESTS

RUSHING YARDS

Josh Allen, TB	257 vs Virginia	2003
Lance Ball, TB	163 vs Virginia	2005
Tim Cesa, FB	11 vs NC State	2006
Darius Heyward-Bey, WR	9 vs Wake Forest	2006
Sam Hollenbach, QB	62 vs NC State	2006
J P Humber, TB	53 at Temple	2005
Keon Lattimore, TB	119 vs Wake Forest	2006
Danny Oquendo, WR	21 at West Virginia	2006
Jordan Steffy, QB	8 at Duke	2004

PASS COMPLETIONS

Sam Hollenbach, QB	27 at Boston College	2006
Jordan Steffy, QB	5 vs Georgia Tech	2004

PASSING YARDS

Sam Hollenbach, QB	374 at North Carolina	2005
Jordan Steffy, QB	48 at Virginia	2004

RECEPTIONS

Josh Allen, TB	3 (3x) last vs FIU	2006
Lance Ball, TB	2 (3x) last vs Wake Forest	2006
Dan Gronkowski, TE	1 (3x) last vs Florida State	2006
Tim Cesa, FB	1 vs Middle Tennessee	2006
Jason Goode, WR	4 at Georgia Tech	2006
Joey Haynos, TE	8 at West Virginia	2006
Darius Heyward-Bey, WR	5 (4x) last vs Miami	2006
Cory Jackson, FB	1 (3x) last vs Wake Forest	2006
Keon Lattimore, TB	6 at Boston College	2006
Danny Oquendo, WR	6 at Boston College	2006
Drew Weatherly, WR	4 vs Navy	2005
Isaiah Williams, WR	5 at Clemson	2006

RECEIVING YARDS

Josh Allen, TB	98 vs Florida State	2004
Lance Ball, TB	16 at Boston College	2006
Tim Cesa, FB	9 vs Middle Tennessee	2006
Jason Goode, HB	75 at Clemson	2006
Dan Gronkowski, TE	25 vs Clemson	2005
Joey Haynos, TE	52 at Clemson	2006
Darius Heyward-Bey, WR	175 vs Miami	2006
Cory Jackson, FB	13 at Boston College	2006
Keon Lattimore, TB	72 vs NC State	2006
Danny Oquendo, WR	65 at Boston College	2006
Drew Weatherly, WR	36 vs Navy	2005
Isaiah Williams, WR	66 at Clemson	2006

KICKOFF RETURN YARDS

Tim Cesa, FB	11 (2x) last vs Middle Tennessee	2006
Nolan Carroll, WR	31 at Boston College	2006
Joey Haynos, TE	7 vs William & Mary	2006
Danny Oquendo, WR	32 at West Virginia	2006
Josh Wilson, CB	157 at Georgia Tech	2006

PUNT RETURN YARDS

Isaiah Gardner, CB	8 vs William & Mary	2006
Danny Oquendo, WR	85 vs Florida State	2006
Josh Wilson, CB	12 vs William & Mary	2006

TACKLES

Jeff Allen, TB	4 at West Virginia	2006
Kevin Barnes, CB	3 (2x) last at Virginia	2006
Conrad Bolston, DE	6 at West Virginia	2004
Chase Bullock, LB	4 at Temple	2005
Tim Cesa, LB	7 vs Temple	2004
Rick Costa, LB	3 (2x) last vs NC State	2006
Trey Covington, DE	9 vs West Virginia	2005
Carlos Feliciano, NT	4 at Clemson	2006
Moses Fokou, LB	5 (2x) last vs FIU	2006
Mack Frost, DE	1 (6x) last vs Wake Forest	2006
Isaiah Gardner, CB	8 (2x) last vs Wake Forest	2006
Barrod Heggis, LEO	2 (3x) last vs Miami	2006
Erin Henderson, LB	18 at Clemson	2006
David Holloway, LB	10 (2x) last at Georgia Tech	2006
J J Justice, SS	5 vs William & Mary	2006
Wesley Jefferson, LB	14 vs Miami	2006
Jermaine Lemons, LB	8 vs Navy	2005
Dre Moore, DE	6 vs Miami	2006
Jeremy Navarre, DE	7 at Clemson	2006
Colin Nelson, DB	1 vs Middle Tennessee	2006
Dave Philstin, LB	7 vs William & Mary	2006
Greg Powell, WR	2 (2x) last vs Florida State	2006
Omar Savage, DE	4 at NC State	2005
Richard Taylor, CB	3 vs William & Mary	2006
Christian Varner, S	9 at Florida State	2005
Josh Wilson, CB	12 vs Virginia	2005
Marcus Wimbush, SS	10 vs Wake Forest	2006

Marks in italics were from the last game

QUICK HITS: WEEK 12

- Maryland suffered its second straight loss to end the regular season at 8-4. The Terrapins finished the game with a season-high 376 yards in total offense, including 194 yards on the ground to post the second-best team rushing total of the year (213 vs. William & Mary).
- TB **Keon Lattimore** made the most of his starting role, rushing for career highs in yards (119) and carries (23). He accounted for all 49 yards on the Terps' eight-play, 49-yard drive in the middle of the third quarter.
- Lattimore and TB **Lance Ball** each scored a rushing touchdown in the game. It was the third time this season that Maryland's tandem of tailbacks had scored at least one TD on the ground in the same game.
- Ball had 64 yards rushing in the game and moved up two spots to 14th on the Terps' career list. He finished the regular season with a team best 717 yards.
- PK **Dan Ennis** hit his only field goal of the game, a 26-yarder midway through the third quarter. It was his 12th straight successful attempt - a span covering six games.
- The Terrapins announced a sellout crowd at Chevy Chase Bank Field at Byrd Stadium, with the attendance of 51,500 being 20th on the all-time list of single-game attendance at Maryland.
- Maryland honored 13 seniors who were appearing at Chevy Chase Bank Field at Byrd Stadium for the final time in their careers: **33-Josh Allen, 95-Conrad Bolston, 41-T.D. Callahan, 22-Dan Ennis, 70-Stephon Heyer, 14-Sam Hollenbach, 54-David Holloway, 7-J.P. Humber, 36-Adam Podlesh, 88-Greg Powell, 11-Drew Weatherly, 4-Josh Wilson, 12-Marcus Wimbush**. This group of seniors heads into the 2006 Champs Sports Bowl with a four-year record of 28-19 and a five-year mark of 39-22.

OF COMEBACKS

- Maryland's 20-point comeback at Virginia created a scramble through the record books to find the following nuggets:
- Head coach **Ralph Friedgen** was the offensive coordinator on 11/10/1984 when Maryland recovered from a 31-0 halftime deficit at Miami to score a 42-40 triumph.
- The last time Maryland came from 20 points down to win a game was on 11/20/1993 at Wake Forest. The Demon Deacons scored the first 23 points of the game before Maryland rallied to take a 33-32 victory.
- Before the win at Virginia, Maryland had earned two 14-point comebacks during Friedgen's tenure as head coach. Maryland trailed 21-7 at Wake Forest on 11/29/2003 before winning 41-28. Also, the Terrapins trailed 21-7 against NC State on 11/9/2003 before rallying for a 24-21 victory.



Keon Lattimore's 56-yard touchdown run gave Maryland the lead for good en route to its 28-26 come-from-behind win at Virginia

OF DRAMA

- Maryland won five straight games (Oct. 24-Nov. 11) by a combined total of 13 points. Each game featured some fourth-quarter drama and kept Terrapin fans on the edge of their seats:
- After losing their ACC opener, 27-23, at Georgia Tech, Maryland trailed 20-0 at Virginia (10/14) when the teams broke for halftime. The Terrapins got a 56-yard TD by Keon Lattimore and a 45-yard interception return by **Erin Henderson** in a run of 28 unanswered points over a stretch of 6:11. Virginia pulled within 28-26 with a touchdown with 2:37 to play, but **Josh Wilson** tipped away the Cavaliers' two-point conversion attempt.
- Maryland used two turnovers by NC State to earn a 20-0 lead early on 10/21, then held on for a 28-26 Homecoming win over the Wolfpack. NC State pulled within two points with a touchdown with 58 seconds left, but the Terrapins covered an onside-kick attempt to pull out the win.
- Sam Hollenbach** threw three TD passes en route to a 27-14 lead in the third quarter on 10/28 against Florida State. The Seminoles closed to within 27-24 with 8:49 left on a 24-yard field goal by Gary Cismesia. Lining up for a potential game-tying field goal from 46 yards out, DE **Jeremy Navarre** broke through the middle to block the kick and give Maryland the win.
- The fourth field goal of the day by Clemson's Jad Dean gave the Tigers a 12-10 lead over the Terps with 2:25 left on 11/4. But **Sam Hollenbach** went 5-for-5 on a game-winning drive that set up a 31-yard field goal by **Dan Ennis** as time ran out, giving the Terrapins a 13-12 road victory.

Maryland took an early 14-0 lead against Miami (11/11), but held on for a 14-13 win. **Trey Covington** had an interception at the Maryland 32 with 3:08 to play and **Isaiah Gardner** forced a fumble on a Miami punt-return attempt with 1.14 remaining to preserve the win.

TERPS OWN NATION'S LONGEST STREAK

- In special teams coach **Ray Rychleski's** six years, Maryland has had two punters (Brooks Barnard and **Adam Podlesh**), two long snappers (Jon Condo and **Andrew Schmitt**) and zero blocked punts.
- The Terrapins' streak without a blocked punt goes back 85 games, now the longest streak in college football.
- The Terps have not had one blocked since Nov. 13, 1999 (Florida State). That amount of time became the longest in NCAA football recently when Georgia, which last had one blocked earlier in the 1999 season, had a punt blocked by Ole Miss.

TURNING THE TABLES

- While the Terrapins are not yielding blocked punts, they are doing their best not to return the favor to their opposition.
- In the last two years, the Terps have blocked four punts. They opened this season with a **Josh Wilson** block against William & Mary.

SELECT COMPANY

- Ralph Friedgen's** 41 wins in his first five years as a head coach ranked tied for second in Atlantic Coast Conference history among coaches in their first five years. Friedgen is working his way up the charts for sixth-year ACC coaches.
- Though he was the top second-, third- and fourth-year coach in ACC history by wins, Friedgen's win total after last season fell short of the mark of 44 wins set by Clemson's Danny Ford from 1979-83. That mark, however, tied him for second with former Terrapin great Jerry Claiborne (1972-76) on the list of fifth-year mentors.
- Friedgen (49-24) fell just short this season of matching the six-year ACC mark of Ford (51-15-2).
- The win over Miami moved Friedgen into a tie for 2nd place on the list of career victories in a coaches' 6th year at an ACC school. Dick Crum was 48-20-1 at North Carolina from 1978-82, and Friedgen is now tied with Claiborne, who was 49-20-2 at Maryland from 1972-77.

NEW OLD FACES

- The loss of two experienced coordinators this past season left what would seem to have been a gap in experience on the Terrapin coaching staff. With Friedgen taking over at offensive coordinator and **Chris Cosh** on the defensive side, Maryland is far from green, however.
- The Maryland staff (head coach and full-time assistants), overall, possesses a combined total of 202 years of full-time experience at either the collegiate or pro levels.
- That total includes seven coaches (Friedgen, Cosh, Brattan, Rychleski, Seamonson, Sollazzo and Zacharias) who have been at it for 20 years or more, and the 202 years means an average of over 20 years of experience per coach on the 2006 staff.
- Only quarterbacks coach **John Donovan** (four years) has less than 10 years as a full-time assistant coach. Donovan's time around football is not quite so brief, however, as he spent four years at Georgia Tech as Friedgen's graduate assistant and four years with the Terps as an assistant recruiting coordinator.

BACK IN THE SADDLE

- This season will be **Ralph Friedgen's** first coordinating the Maryland offense while also serving as head coach. Prior to this year, Friedgen had not called offensive plays since leaving Georgia Tech in 2000.
- In his last stint in college as a coordinator (1998-2000), Friedgen guided a Georgia Tech offense unit that averaged 36.7 points and 444 yards of total offense per game. During that span, the Yellow Jackets posted a record of 27-8 (.771)
- This run is Friedgen's second coordinating the Maryland offense as he served in the same role under head coach Bobby Ross from 1982-86. In his time with Ross at Maryland, Friedgen helped lead the Terps to three ACC Championships and was instrumental in the development of quarterbacks Boomer Esiason, Frank Reich and Stan Gelbaugh.

ACC STANDINGS

	ACC		Overall		Streak
	W	L	W	L	
<i>Atlantic</i>					
#16/16 Wake Forest	6	2	10	2	W1
#25/25 Boston Coll.	5	3	9	3	L1
rv/rv MARYLAND	5	3	8	4	L2
-rv Clemson	5	3	8	4	L1
Florida State	3	5	6	6	L1
NC State	2	6	3	9	L7
<i>Coastal</i>					
#23/22 Georgia Tech	7	1	9	3	L1
#14/14 Virginia Tech	6	2	10	2	W6
Virginia	4	4	5	7	L1
Miami	3	5	6	6	W1
North Carolina	2	6	3	9	W2
Duke	0	8	0	12	L20

Terps IN THE POLLS

Week	AP	USA Today	BCS
Preseason	NR	RV	--
1 (8/28-9/3)	NR	RV	--
2 (9/4-9/10)	NR	RV	--
3 (9/11-9/17)	NR	RV	--
4 (9/18-9/24)	NR	NR	--
5 (9/25-10/1)	NR	NR	--
6 (10/2-10/8)	NR	NR	--
7 (10/9-10/15)	NR	NR	NR
8 (10/16-10/22)	NR	NR	NR
9 (10/23-10/29)	NR	NR	NR
10 (10/30-11/5)	RV	RV	NR
11 (11/6-11/12)	23	24	23
12 (11/13-11/19)	21	21	19
13 (11/20-11/26)	RV	RV	NR
14 (11/27-12/3)	RV	RV	NR
15 (12/4-12/10)	RV	RV	NR
16 (12/11 -)			

key NR = not ranked, RV = received votes, but not ranked

TERRAPIN COUNCIL


Below are the seven players who were chosen as members of the Terrapin Council for 2006, a group which serves as a collective voice for the players when communicating issues with the staff.



Josh Allen



Stephen Heyer



Sam Hollenbach



Josh Wilson




Erin Henderson



Wesley Jefferson



Christian Varner



Trey Covington

IN THE RANKINGS

2006 NCAA RANKINGS

TEAM

Rushing Offense	76th	123.9 ypg
Passing Offense	81st	179.8 ypg
Total Offense	96th	303.7 ypg
Scoring Offense	78th	21.7 ppg
Rushing Defense	102nd	174.8 ypg
Pass Defense	47th	192.2 ypg
Pass Efficiency Defense	64th	125.7 rating
Total Defense	89th	366.9 ypg
Scoring Defense	63rd	23.1 ppg
Net Punting	48th	35.6 avg
Sacks	97th	1.42 spg
Sacks Allowed	745th	1.67 spg

INDIVIDUAL

Punting	20th	Adam Podlesh, 43.1 avg
Field Goals	6th	Dan Ennis, 1.58 fpgp
Kickoff Returns	10th	Josh Wilson, 28.1 avg

2006 ACC RANKINGS

TEAM

Rushing Offense	4th	123.9 ypg
Passing Offense	8th	179.8 ypg
Total Offense	7th	303.7 ypg
Scoring Offense	7th	21.7 ppg
Rushing Defense	12th	174.8 ypg
Pass Defense	6th	192.2 ypg
Pass Efficiency Defense	10th	125.7 rating
Total Defense	10th	366.9 ypg
Scoring Defense	10th	23.1 ppg
Net Punting	6th	35.6 avg
Sacks	11th	1.42 spg
Sacks Allowed	5th	1.67 spg

INDIVIDUAL


Punting	2nd	Adam Podlesh, 43.1 avg
Field Goals	2nd	Dan Ennis, 1.58 fpgp
Scoring	75th	Dan Ennis, 7.2 ppg
	(13rd in kick scoring, 7.2 ppg)	
	(2nd in FG percentage, .826)	
Kickoff Returns	3rd	Josh Wilson, 28.1 avg
Rushing	9th	Lance Ball, 59.8 ypg
Receptions	10th	Darius Heyward-Bey, 3.42 rpg
	(6th in receiving yards, 51.1 ypg)	
Punt Returns	6th	Danny Oquendo, 8.9 avg
Pass Efficiency	3rd	Sam Hollenbach, 128.1 rating
	(3rd in passing yards, 179.0 ypg)	
	(3rd in total offense, 179.6 ypg)	
Tackles	2nd	Enn Henderson, 9.2 tpg
	3rd	Wesley Jefferson, 8.9 tpg
Passes Defended	76th	Josh Wilson, 1.00 pdg

TOUGH ROAD

- The Terrapins road back to a bowl game has been a challenging one, as their schedule was one of the toughest in the nation this season. The Terrapins played five teams ranked in the AP Top 20 at the time of the game (West Virginia, Georgia Tech, Clemson, Boston College, Wake Forest).
- Eight bowl teams were among the 12 teams on Maryland's schedule this season (Middle Tennessee, WVU, Georgia Tech, Florida State, Clemson, Miami, Boston College, Wake Forest). The Terrapins closed their 2006 schedule with five straight bowl teams.
- The NCAA maintains weekly an updated list of toughest schedules in the nation based on opponents' won-lost records. At one point this season, Maryland was facing the seventh-toughest slate of games among all Division I-A schools.
- In his online column in the preseason, *ESPN.com's* Bruce Feldman ranked the Terps schedule as the 10th-toughest in college football this season.

SAM I AM

- For just the second time in the last six years, Maryland started a season with a returning starter at the quarterback position. And though the success **Sam Hollenbach** (pronounced HALL-en-bock) had a year ago is not that of Scott McBrien (the last QB to return as starter) in 2003, his experience and knowledge of Friedgen's offense suggests that he is the man to lead the Terp offense this season.
- Through 12 games this season, Hollenbach did not have a breakout performance, but did cut down on the mistakes that plagued him a year ago. In 2006, he is 188-for-304 (61.8 completion percentage) for 2,148 yards with 13 touchdowns and 11 interceptions. His career completion percentage is third-best in school history.
- Hollenbach's career completion percentage heading into the bowl game is 61.4 percent (402-for-655). Now with 4,916 yards passing in his career, Hollenbach is 5th on the all-time list at Maryland. Next on the list is Neil O'Donnell, who threw for 4,989 yards from 1987-89. He is 84 yards from becoming only the 4th Terrapin in school history to reach the 5,000-yard mark in his career.
- On career lists, he also ranks 4th with 655 attempts (Neil O'Donnell is 3rd at 658), 3rd in completions with 402 (461, Boomer Esiason, 1981-83) and T4th with 26 passing touchdowns (Neil O'Donnell, 1987-89).
- Hollenbach was the only returning ACC quarterback to rank in the top five in pass efficiency, total offense and passing yardage last year. The lone QB who achieved that feat along with him was the now-departed Charlie Whitehurst of Clemson. In the regular season, Hollenbach ranked 3rd in the ACC in total offense, pass efficiency rating and passing yards per game.
- Entering the bowl game, Hollenbach is 14-9 in his career as a starter.





TERPLE THREAT

- Heading into last season, Maryland was -- for the first time since 2001 -- in search of a tailback. Mario Merrills, **Lance Ball**, **Keon Lattimore** and **J.P. Humber** were all vying for the job and midway through last season, no single back had been named the every day starter. A year later, the Terrapins are as deep and talented at tailback as any team in the ACC and the only issue at hand is splitting up the carries.
- This year, the team has made regular use of Ball, and Lattimore while also mixing in veteran **Josh Allen**.
- So far this season, the trio has accounted for 329 carries, 1,473 yards and 11 touchdowns rushing
- Still only a junior, Ball established himself as one of the league's top backs a year ago, rushing for 903 yards despite starting only four games. He rushed over 100 yards four times in the team's last seven games in 2005 and was ultimately named second team All-ACC.
- Ball (above center) currently leads the team in rushing with 717 yards on 156 carries (4.6 per carry). He is 9th in the ACC in rushing and rushed for the fifth 100-yard game of his career at Georgia Tech (23 carries, 116 yards).
- Junior **Keon Lattimore** (above right) missed spring recovering from a shoulder injury, but has returned and looked like a different player this season. He is second on the team in rushing (140 carries, 658 yards) and his 4.7 yards per carry leads the team. Lattimore had the first 100-yard rushing game of his career at Virginia and surpassed that with 119 yards in the regular-season finale against Wake Forest.
- Now completely healed from an injury suffered in the final game of 2004, **Josh Allen** (above left) returns to give the Terps yet another threat. Allen enters the bowl game tied for 6th on the school's all-time list for rushing touchdowns and moved into the career top 10 for rushing yards with 1,958. He is now 9th on that list, passing Billy Lovett (1966-68) against NC State.

RECEIVERS COMING ALONG

- In Vernon Davis, Danny Melendez, Jo Jo Walker and Derrick Fenner, Maryland lost 76 percent (160 of 210) of its receptions due to graduation or the NFL draft. It is not a mystery that players will have to step up in their absence.
- The Maryland two-deep returned just one senior (**Drew Weatherly**) and no other players with the exception of special teams guru **Greg Powell** with any more experienced than a sophomore. What the team does have that it did not have even last year in its talented trio of wideouts is an abundance of physical talent.
- The average height and weight of this year's top five receivers is 6-2, 203. In that group, the average time in the 40-yard dash in spring drills was 4.46 with **Darrius Heyward-Bey** and **Isaiah Williams** each sub-4.4.
- Through 12 games, Maryland's top three wide receivers were all second-year players (Danny Oquendo, Williams and Heyward-Bey). The only non-receiver to sneak into the top four is another first-year starter, TE **Joey Haynos**.

MORE ON RECEIVING

- Heyward-Bey had an outstanding game at Georgia Tech, often getting yards where there seemingly were none. He finished the day with five receptions for 111 yards, the first 100-yard effort of his young career and first of the season for the Terrapins.
- His 175-yard game against Miami featured catches of 65 and 96 yards on which he was able to display his showcase speed. His 175 yards accounted for the second-best game by an ACC receiver this season, behind only Jomar Wright's 10-for-176 game for Duke against Miami. His 613 receiving yards this season are a Maryland freshman record and fourth all-time in ACC history among first-year players.
- Heyward-Bey went from out of the top 10 on the ACC's receiving yards list into 3rd with his big game against the Hurricanes. He's now averaging 52.4 receiving yards per game, finishing the regular season in 6th on that chart in the ACC statistics. In conference games only, he was 3rd in receiving yards per game (63.8) behind only potential first-round pick Calvin Johnson of Georgia Tech (92.5) and Chansi Stuckey of Clemson (65.7).

RECORD WATCH

updated Nov. 26, 2006

PASSING

Career Passing Yards

1. Scott Milanovich, 1992-95	7,301
2. Boomer Esiason, 1981-83	6,259
3. Scott McBrien, 2002-03	5,169
4. Neil O'Donnell, 1987-89	4,989
5. Sam Hollenbach, 2003-present	4,916
6. Dan Henning, 1985-87	4,560
7. Brian Cummings, 1994-97	4,080
8. John Kaleo, 1991-92	3,660
9. Stan Gelbaugh, 1981-85	3,659
10. Dick Shiner, 1961-63	3,410
11. Bob Avellini, 1972-74	3,222
12. Shaun Hill, 2000-01	3,159
13. Scott Zolak, 1988-90	3,124

RUSHING

Career Touchdowns

1. Rick Badanjek, 1982-85	44
2. LaMont Jordan, 1997-2000	36
3. Steve Atkins, 1975-78	31
4. Charlie Wysocki, 1978-81	26
5. Louis Carter, 1972-74	25
6. Josh Allen, 2002-present	21
Ed Modzelewski, 1949-51	21

Career Yards

1. LaMont Jordan, 1997-2000	4,147
2. Charlie Wysocki, 1978-81	3,317
3. Steve Atkins, 1975-78	2,971
4. Bruce Perry, 1999-2003	2,424
5. Rick Badanjek, 1982-85	2,417
6. Louis Carter, 1972-74	2,266
7. Alvin Blount, 1983-86	2,158
8. Willie Joyner, 1980-83	2,140
9. Josh Allen, 2002-present	1,958
10. Billy Lovett, 1966-68	1,913
11. Ed Modzelewski, 1949-51	1,893
12. Mark Mason, 1990-93	1,807
13. Art Seymore, 1970-72	1,656
14. Lance Ball, 2004-present	1,621
15. Bren Lowery, 1986-89	1,611

PUNTING

Career Punting Yards

1. Dan DeArmas, 1988-91	10,627
2. Adam Podlesh, 2003-present	9,157
3. Brooks Barnard, 1999-2002	8,733
4. Dale Castro, 1979-80	8,584
5. Darrell Wright, 1984-87	8,389
6. Russ Edwards, 1995-98	8,329
7. Mike Sochko, 1975-77	6,789
8. Greg Fnes, 1968-70	6,696
9. Scott Milanovich, 1992-95	5,509
10. Howard Humphnes, 1963-65	5,290

MASCOT MATCH-UP

TESTUDO

Testudo, the official mascot of the University of Maryland, is not your ordinary Diamondback terrapin. For over sixty years, he has been the symbol for this campus, overseeing us in good times and bad. It is not easy work, and Testudo has experienced firsthand the dangers involved in being a source of campus pride.



Testudo got his start back in 1932, when then football coach Dr. H. Curley Byrd recommended that the Diamondback terrapin be made the school mascot. It is also the Maryland State Reptile. The suggestion was in response to The Diamondback's (the school paper, even back then) search for a new "official" mascot. Before this search, Maryland teams were called the Old Liners. The terrapin, a turtle native to the Chesapeake Bay, seemed a great choice and a logical one coming from Byrd. His native Crisfield, MD was famous for its terrapins.

While the origin of the terrapin as school mascot is well known, why the mascot was named Testudo is more mysterious. One leading contender for the name's origin is that it was derived from the scientific classification for turtle, testudines. Another theory is that the name is from testudo gigantia, a species native to the African country Seychelles and the remote island Aldabra. Finally, the derivation of the word testudo itself comes from the Latin word for a protective shelter used for Roman soldiers heads, similar to a tortoise shell.

PURDUE PETE

A boilermaker if ever there was one, Purdue Pete first took the field to cheer on the Boilermakers in 1956. Initially, students with tumbling ability were chosen to portray Pete. In those days, Pete had a papier mache head and a bit of padding but was



expected to tumble along with the cheerleaders. Today, Pete's head is crafted in the same aviation technology lab that produced the locomotive body of the X-tra Special. In addition to the head, the four students who portray Pete wear shoulder pads and carry a hammer.

Pete got his start in 1940 as an advertising icon for University Bookstore, and he continues in that role. He first appeared outside bookstore ads in 1944, when editors of the Debus yearbook put an adapted Pete on each page. For instance, in the home economics section, Pete had a bucket and mop; for civil engineering, he peered through a transit.

Purdue Pete lore is filled with tales of wrestling matches against opposing mascots and muggings by opposing fans. Once, on the way back from Iowa, Pete's head blew out of the back of the Boilermaker Special. It was never found.

Pete has changed with the times, boasting more than five makeovers through his years rooting on the Boilermakers.

- In game three (at West Virginia), the trio of Heyward-Bey, Williams and Oquendo accounted for eight more receptions (12) than they had in their collective careers prior to this year. Heyward-Bey and Williams each posted then career highs in receptions and yards and Williams caught his first career touchdown, a 35-yarder.

NOTING THE TERP DEFENSE

- When he was hired to come to Maryland, the talk about the mark **Ralph Friedgen** would make in College Park was all about offense. For the majority of his tenure, however, the most consistent Terp unit has been the defense.
- Since 2001, the Maryland defense has allowed an average of 19.4 points per game. The 2005 campaign was the team's first in that time finishing a season with a scoring average above 20.0.
- Maryland's defense has been outstanding in the red zone, one of the key ingredients to the midseason winning streak. Between the final red-zone trip by Florida State on 10/28 and the end of the Boston College game on 11/18, on 11 attempts by opponents, the Terps allowed just 1 touchdown and 8 field goals, while blocking one FG and seeing another FG missed. The Eagles got a TD and FG in 3 trips inside the Terp 20. Wake Forest bucked that trend a bit, getting 4 touchdowns and a field goal on 6 red-zone trips on 11/25.
- Last year's defensive scoring average of 25.0 points per game was somewhat deceiving. The Terrapins gave up 42 points without the defense even being on the field (four interception returns, one punt return and one fumble return). Factor that in and the team averaged 21.1 points allowed per game, which would have ranked 26th-best in the nation as opposed to 55th.
- Since 2001, 45 of Maryland's 73 opponents (62%) have been held to 20 points or less.
- Since 2002, Maryland has held its opposition scoreless in 101 quarters (including 14 in 2006).
- Prior to the first-half shutout of NC State, the last time Maryland held an opponent scoreless in the first half was 11/27/2004 when the Terps posted a zero on the scoreboard at Wake Forest. Maryland won that game 13-7.
- Maryland has held nine opponents to 100 yards or less passing since 2001 (one in 2006).
- Since '01, Maryland has held its opposition below 100 yards rushing 16 times. The Terps have accomplished the feat twice in '06 (William & Mary and FIU).
- Just 5 times since game two of 2003 has a quarterback been able to pass for more than one touchdown against the Terrapins (Virginia Tech's Bryan Randall in 2004, Clemson's Charlie Whitehurst in 2005, Virginia's Jameel Sewell, Florida State's Xavier Lee and BC's Matt Ryan in 2006).

TURNOVER LOW IN '06 AND '07

- Maryland had just 15 seniors on its roster last season, with two of those seniors -- OT **Stephon Heyer** and TB **Josh Allen** -- back in uniform this year after redshirting due to injury.
- Only seven of those 15 seniors from last year were listed as starters (three offense, four defense).
- Just four players from the entire defensive two-deep from last year were lost to graduation.
- This season's team has a total of just 13 seniors.

LB UNIT HOME OF THE HARDWARE

- Three of the last five years, the Atlantic Coast Conference Defensive Player of the Year has been a Maryland linebacker. This season the Terps have had to replace last year's honoree after losing eventual NFL second-round pick D'Qwell Jackson (currently the Browns' third-leading tackler), so it may come as a shock that Maryland's LB corps may be better this season.
- Focus this year has been on junior **Wesley Jefferson** as he is filling the spot where E.J. Henderson (2001 and 2002) and Jackson (2005) earned their hardware while also garnering national award attention at season's end. Jefferson -- who is currently 3rd in the ACC in tackles with 8.9 per game -- has a deeper and possibly more talented surrounding cast than either All-American was afforded. LB **Erin Henderson**, for example, is just ahead of his teammate in 2nd place in the league (9.2 per game) and the Terp duo trails only Virginia Tech LB Vince Hall (9.6 per game) on that list.
- In game one of 2006, the Terps got eight players in at their four linebacker positions with four of the team's top five tacklers being linebackers. Between Jefferson, **Dave Philistin**, **Erin Henderson** and **Trey Covington**, 28 tackles, three TFLs and two sacks were accounted for.
- LBs have led the Terps in tackles in 11 of the 12 games (CB **Isaiah Gardner** had a team-high 8 vs. Middle Tennessee). Jefferson has led the Terps 5 times in games (W&M, FIU, UVa, NC State, Miami), while senior **David Holloway** topped the tackle chart against West Virginia and Georgia Tech. Henderson topped the tackle chart for the first time this season against FSU, finishing with 13, then surpassed that total with 18 at Clemson. He led the Terps with 11 stops against Wake Forest.
- Jefferson had a career-high 13 against NC State. Jefferson had 14 at Miami and Henderson finished with a 4-9-13 chart against the 'Canes.
- Jefferson (W&M, UVa, NC State, Miami), Holloway (GT) and Henderson (UVa, FSU, Clem, Miami, Wake) have posted games in double figures this season.

TURTLES IN NAME ONLY

- The last two years, Maryland has seen an increased level of speed and athleticism among its players as the players on this year's team have shown in offseason testing (Last season was the first year that there were no remaining players from the previous regime's recruiting efforts).
- The Terrapins had 14 players run in the 4.5-or-better range in the 40-yard dash in spring testing (note that all times are an average of six stopwatches on the same sprint).
- Four of the 11 wide receivers who tested in the spring ran 4.44 or faster and six defensive backs ran under a 4.5.
- Some notable times from players other than wideouts and corners who ran well include linebacker **Dave Philistin** (4.55), quarterback **Josh Portis** (4.53) and punter **Adam Podlesh** (4.44).
- One other notable time, though it has as much to do with weight as it does speed, was the 4.83 time of 312-pound defensive tackle **Dre Moore**.

PODLESH MOVING UP THE CHARTS

- **Adam Podlesh** is rated by NFL scouts as one of the top senior punting prospects this season. He has earned that distinction with as complete a resume as a punter can possess -- gross average, net average, directional punting and consistency -- and he has done it throughout his career at Maryland.
- In 12 games this season, Podlesh is averaging 43.1 yards per punt on 50 attempts with 21 balls inside the 20-yard line and 17 fair catches.
- Podlesh is ranked 20th nationally in gross punt average heading into bowl season.
- On 212 career punts, Podlesh has dropped 38 percent (81) inside the opponents' 20-yard line and 16 percent (34) inside the opposition's 10.
- Podlesh has earned second-team All-ACC honors in each of his four years at Maryland. In each of those seasons, he was ranked just behind last year's Ray Guy Award winner Ryan Plackemeier of Wake Forest. He is the only player in school history to earn All-ACC honors four times.
- In being named the second team All-ACC punter in 2003, Podlesh became the first freshman in school history to be recognized by the league.
- Heading into 2006, Podlesh's career average was ninth-best in ACC history and just a half-yard shy of Brooks Barnard's school record of 43.7. Podlesh currently carries a 43.2 career average.

MORE SPECIAL TEAMS

- Two crucial stats came to the attention of talented special teams coordinator/assistant coach Ray Rychleski in bowl preparations:
- Maryland's average start of drives after kickoff returns was the Terrapins' 31-yard line. That figure led the ACC.
- Another ACC-leading note, opponents' net punting average against the Terps was 31.5 yards, another factor that gave Maryland good field position to work with.
- Senior CB **Josh Wilson** is one of the top return men in college football, ranking third with 28.1 yards per return. He has also shattered the Terps' single-season return yards mark (844).

KEEPING PLAYERS AT HOME

- In his first signing day with the Terps (2001), **Ralph Friedgen** said that in addition to landing some of the top recruits nationally, one of his goals was to make sure that all of the best players in the state of Maryland stayed in state and became Terps.
- Over the course of the past eight years, the Maryland-D.C.-Virginia recruiting area has been tapped with regularity by the Terps. In 1997, just 23 players on the Maryland roster hailed from either Maryland, D.C. or Virginia, with six of those serving as opening-game starters. Since that time, however, numbers in both categories have risen steadily to their current level of more than half the current roster. Below is a look at the trend:

Md./D.C./Va.	'98	'99	'00	'01	'02	'03	'04	'05	'06
on '06 roster	34	39	46	49	54	56	58	57	55
Starters*	5	7	12	10	14	10	12	10	13

*reflects number of starters in the season opener.

- The Terrapins' success in the region has been the foundation for the team's success in recent years. Friedgen credits the signing class which included Randy Starks and Domonique Foxworth for starting the trend that included such names as recent NFL Rookie of the Year Shawne Merriman and 2006 No. 6 overall draft pick Vernon Davis.



Trey Covington is one of 13 Terrapin starters who hails from the Maryland/D.C./Virginia area.

IN THE TRENCHES

Below is a comparison -- based on the average size of each team's starters -- of Maryland and Purdue's offensive and defensive lines:



**6-5, 323 LBS.
TERRAPIN
O-LINE**

— vs. —

**BOILERMAKERS
D-LINE
6-3, 265 LBS.**



**6-3, 293 LBS.
TERRAPIN
D-LINE**

— vs. —

**BOILERMAKERS
O-LINE
6-5, 307 LBS.**

HOW THEY FARED AND WHO'S NEXT

MARYLAND (8-4, 5-3 ACC)

Last Game: Lost vs. Wake Forest, 38-24

Next Game: vs. Purdue (12/29 - Champs Sports Bowl)

Sep. 2 vs. **William & Mary (3-8, 1-7 Atlantic 10)**

Last Game: Lost vs. Richmond, 31-14

Next Game: Season over

Sep. 9 vs. **Middle Tennessee (7-5, 6-1 Sun Belt)**

Last Game: Lost vs. Troy, 21-20

Next Game: vs. Central Mich.

(12/26 - Motor City Bowl)

Sep. 14 at **West Virginia (10-2, 5-2 Big East)**

Last Game: Won vs. Rutgers, 41-39 (3ot)

Next Game: vs. Georgia Tech

(1/1 - Gator Bowl)

Sep. 23 vs. **Florida International (0-12, 0-7 Sun Belt)**

Last Game: Lost at Florida Atlantic, 31-0

Next Game: Season over

Oct. 7 at **Georgia Tech (9-4, 7-1 ACC)**

Last Game: Lost vs. Wake Forest, 9-6

Next Game: vs. West Virginia

(1/1 - Gator Bowl)

Oct. 14 at **Virginia (5-7, 4-4 ACC)**

Last Game: Lost at Virginia Tech, 17-0

Next Game: Season over

Oct. 21 vs. **NC State (3-9, 2-6 ACC)**

Last Game: Lost vs. East Carolina, 21-16

Next Game: Season over

Oct. 28 vs. **Florida State (6-6, 3-5 ACC)**

Last Game: Lost to Florida, 21-14

Next Game: vs. UCLA (12/27 - Emerald Bowl)

Nov. 4 at **Clemson (8-4, 5-3 ACC)**

Last Game: Lost vs. South Carolina, 31-28

Next Game: vs. Kentucky

(12/29 - Music City Bowl)

Nov. 11 vs. **Miami (6-6, 3-5 ACC)**

Last Game: Won vs. Boston College, 17-14

Next Game: vs. Nevada

(12/31 - MPC Computers Bowl)

Nov. 18 at **Boston College (9-3, 5-3 ACC)**

Last Game: Lost at Miami, 17-14

Next Game: vs. Navy

(12/30 - Meineke Car Care Bowl)

Nov. 25 vs. **Wake Forest (11-2, 6-2 ACC)**

Last Game: Won vs. Georgia Tech, 9-6

Next Game: vs. Louisville (1/2 - Orange Bowl)

Dec. 29 vs. **Purdue (8-5, 5-3 Big Ten)**

Last Game: Lost at Hawai'i, 42-35

Next Game: vs. Maryland

(12/29 - Champs Sports Bowl)

IRON TERPS

- Maryland's strength numbers over the course of the last six years have been off the charts. This season, 22 players earned "Iron Terp" status, an honor that is based on a player's strength index (determined by a strength/weight formula).
- Team averages (in categories used to measure index) this season include an average bench press of 338 pounds; an average squat of 489 pounds; an average clean of 294 pounds; and an average vertical jump of 33-1/2 inches.
- Not only were new individual records set, but the team as a whole improved dramatically, as 78 percent of the players on this year's team elevated their personal bests in strength index.
- Nine different all-time records were set for players at their given position. Among those records were the 40-yard dash time of punter **Adam Podlesh** (4.44), the vertical jump of linebacker **Rick Costa** (42 inches) and the bench press of quarterback **Jordan Steffy** (355).
- Arguably the most amazing record set was by offensive tackle **Jared Gaither**. At 6-9 and 350 pounds, Gaither posted a 36-inch vertical jump.



The 6-9, 350-pound Jared Gaither set the all-time record for vertical jump by an offensive lineman with an amazing 36-inch jump.

ACC FOOTBALL POWER

- Now in its second year as a 12-team conference with a championship game, the Atlantic Coast Conference is widely recognized as one of the premier conferences in the country.
- Last season, eight ACC teams earned bowl bids. The league matched that total in 2006.
- The conference's schools have posted a 21-12 mark in postseason play in the last five years, best among all Division I-A conferences in that span.
- With 10 of its 12 teams in the Sagarin ratings final top 45 last season, the ACC was ranked second among all conferences in the final Sagarin poll in 2005. Three of its schools were rated by Sagarin to have among the toughest 20 schedules in the country before the season (UNC, 5th; Maryland, 10th; Georgia Tech, 16th).

A LOOK BACK

- Maryland has 49 wins in its six seasons under Ralph Friedgen (in Friedgen's first 5 seasons, the team averaged 8.2 wins per year).
- The Terps' total of 36 wins from 2001-04 was the second-highest four-year win total in school history. Maryland's top effort was 37 wins under Jerry Claiborne from 1975-78.
- In the 108 years of football prior to Friedgen's arrival, Maryland had never put together three straight *nine*-win seasons. The Terrapins won 10 games in each of Friedgen's first three seasons (2001, 2002 and 2003).

PROTECTING THE HOUSE

- Despite a sub-.500 record in 2005, the Terrapins are 30-8 at Byrd Stadium under **Ralph Friedgen**. The Terps finished 6-1 at home this season.
- The Terps finished the 2003 season with a perfect 6-0 record at home, marking the second time in three years the team finished its home slate unblemished.
- In 113 previous seasons of football, Maryland has finished undefeated at home 19 times. Just eight of those occasions, however, have come since 1950 (when Byrd Stadium opened) and just three times has it happened since 1975 (1976, 2001, 2003).
- The Terrapins' 6-0 mark in 2003 was a tie for the second-best record at home in school history. The 1976 team was also 6-0, only to be trumped by the 2001 team, which won all of its games on a 7-game home slate.

MORE ON CHEVY CHASE BANK FIELD AT BYRD STADIUM

- Now in its 57th year of operation, Chevy Chase Bank Field at Byrd Stadium continues to serve as the home of the Terps. Opened on Sept. 30, 1950, and constructed for a sum of \$1 million, Byrd was named after Dr. H.C. "Curley" Byrd, a multi-sport star at Maryland who later became the school's head football coach and ultimately its president.
- The Terrapins are 186-107-1 within the friendly confines of Byrd

QUOTING THE FRIDGE



(ON THE BOWL TRIP)

"We're very excited to be going to the Champs Sports Bowl. Our kids have been off for a week, getting caught up academically. It's always a tough time of year because everything comes to a head, all the papers are due, exams are coming up, so I wanted to give them some time to get caught up and to get ready for the last big push."

(ON PRACTICING DURING EXAM WEEK)

"We will not practice during exams. I'm going to give them off starting with the study day which is next Wednesday, and then we'll come back and practice two times before we leave."

(ON HIS APPROACH TO PRACTICING IN THE POSTSEASON)

"Hopefully we'll close the gap with our younger kids for the spring. We'll try to prepare the guys that play through the game but also spend some time with the younger kids. We'll hopefully bridge the gap so when spring practice starts they'll have a pretty good chance of knowing what's going on so we can evaluate them and what they're doing."

(ON THE BREAK UNTIL THE BOWL GAME)

"The first year [in 2001], we were off for a long time and we didn't do very well with that. I handled that a lot differently than I did the last two bowl games. We ran two-a-days that first year and I think it's more important that our players go to the game excited and want to play. I think they need to get away from it, to recharge the batteries; I need to recharge mine too. I'm hoping there's a renewed sense of energy. I know yesterday the kids seemed generally excited about the bowl that we're going to."

(ON PURDUE)

"They're a very good team and anybody you play at this time of year is going to be good. They have an excellent quarterback, a very good wide receiver, a very good running back. Defensively, they have a lot of speed, especially on the edges. They play a very physical brand of football. I've always been an admirer of Coach Tiller's, of what he does and how he does it. Their kids play with a lot of enthusiasm, a lot of emotion. It's going to be a very, very good test for us."

(ON WHAT THIS BOWL MEANS FOR THE SENIOR CLASS)

"I think they wanted to finish better, especially the way we ended up. I know when they finish on a positive note, it's really a good feeling, maybe for the rest of their life. I think the people that have gone to our last two bowl games talk about how good they were and what a great time they had, but I think our players also have a good time when they win. A lot of them are graduating; this is it in a lot of different ways. It's not only their last game, in many cases it's their last class."

(ON THE PLAYERS ACHIEVING ONE OF THEIR GOALS)

"I'm excited for them because they're excited. You always worry about where they see themselves and where they want to go. I've been to a bunch of bowl games and I'll be honest, it's a lot more work for me, but it's enjoying their enthusiasm and their enjoyment to go. It's special and it's something that was a goal of this team's and now they've had an opportunity to achieve it. It would be nice to finish it off and be 9-4. As disappointing as the last two games were, when you look back over the whole season you see that we played eight teams that went to bowls, five of them that were ranked when we played them. To end up 9-4 would be a pretty dam good season for us."

BOWL DEPTH CHART

OFFENSE

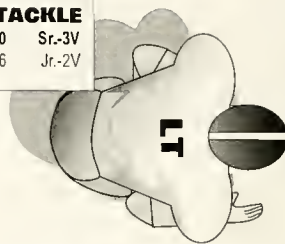
WIDE RECEIVER (X)

84	Isaiah Williams	6-2	200	So.-1V
11	Drew Weatherly	6-3	216	Sr.-3V




LEFT TACKLE

70	Stephon Heyer	6-6	320	Sr.-3V
77	Scott Burley	6-5	326	Jr.-2V



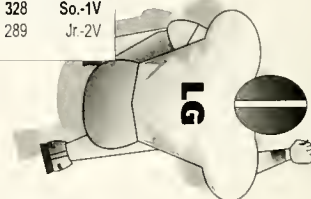
FULLBACK

38	Cory Jackson	6-0	240	Fr.-HS
26	Chris Gronkowski	6-1	245	Fr.-RS




LEFT GUARD

75	Jaimie Thomas	6-4	328	So.-1V
69	Donnie Woods	6-3	289	Jr.-2V



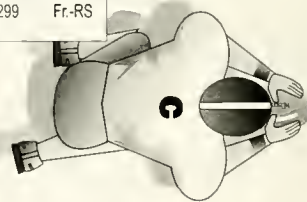
QUARTERBACK

14	Sam Hollenbach	6-4	214	Sr.-2V
19	Jordan Steffy	6-1	214	So.-1V



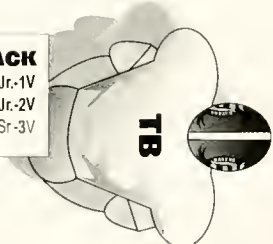
CENTER

60	Edwin Williams	6-2	318	So.-1V
72	Phil Costa	6-2	299	Fr.-RS



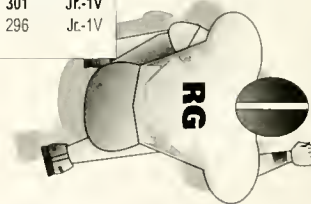
TAILBACK

44	Lance Ball	5-9	216	Jr.-1V
or 21	Keon Lattimore	5-11	221	Jr.-2V
33	Josh Allen	5-11	215	Sr.-3V



RIGHT GUARD

63	Andrew Crumme	6-5	301	Jr.-1V
66	Garrick Clig	6-4	296	Jr.-1V



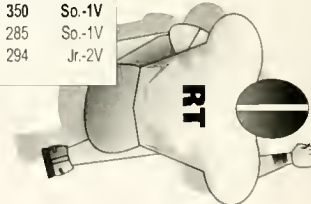
SLOT RECEIVER

17	Danny Oquendo	6-0	188	So.-1V
88	Greg Powell	5-11	187	Sr.-1V



RIGHT TACKLE

78	Jared Gaither	6-9	350	So.-1V
75	Dane Randolph	6-5	285	So.-1V
67	Jack Griffin	6-7	294	Jr.-2V



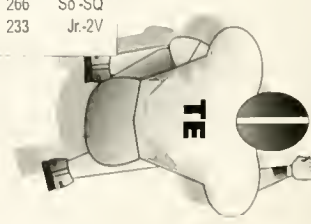
WIDE RECEIVER (Z)

8	Darrius Heyward-Bey	6-2	206	Fr.-RS
17	Danny Oquendo	6-0	188	So.-1V
82	Nolan Carroll	6-0	201	Fr.-RS



TIGHT END

80	Joey Haynos	6-8	267	Jr.-2V
13	Dan Gronkowski	6-6	266	So.-SQ
15	Jason Goode	6-3	233	Jr.-2V



DEFENSE



DEFENSIVE END

40	Jeremy Navarre	6-3	263	So.-1V
91	Mack Frost	6-5	257	So.-1V
93	Barrod Heggs	6-2	265	Fr-RS



LEO

55	Trey Covington	6-3	252	So.-1V
54	David Holloway	6-2	230	Sr.-2V
57	Jared Harrell	6-4	231	Fr-RS



FIELD CORNER

5	Isaiah Gardner	5-11	194	Jr.-1V
9	Richard Taylor	5-10	194	So.-1V
6	Anthony Wiseman	5-9	185	Fr-RS



NOSE TACKLE

68	Carlos Feliciano	6-5	307	Jr.-2V
92	Dre Moore	6-4	312	Jr.-2V
90	Travis Ivey	6-4	311	Fr-RS



MIKE

35	Wesley Jefferson	6-2	233	Jr.-2V
42	Chase Bullock	6-2	235	So.-1V



STRONG SAFETY

12	Marcus Wimbush	5-10	202	Sr.-2V
29	Jeff Allen	6-0	190	So.-1V



WILL

1	Erin Henderson	6-3	242	So.-SQ
53	Moises Fokou	6-1	216	Jr.-SQ



FREE SAFETY

3	Christian Varner	5-11	196	Jr.-2V
30	J.J. Justice	6-1	219	Jr.-2V



DEFENSIVE TACKLE

95	Conrad Bolston	6-3	303	Sr.-3V
98	Omar Savage	6-5	284	Jr.-2V
90	Travis Ivey	6-4	311	Fr-RS



SAM

54	David Holloway	6-2	230	Sr.-2V
34	Dave Philistin	6-2	233	So.-1V
43	Rick Costa	6-0	246	So.-SQ



BOUNDARY CORNER

4	Josh Wilson	5-9	187	Sr.-3V
2	Kevin Bames	6-1	181	So.-1V
9	Richard Taylor	5-10	194	So.-1V

SPECIALISTS

PK	11	Dan Ennis	5-10	158	Sr.-1V
	39	Obi Egekeze	6-2	218	So.-SQ
KO	39	Obi Egekeze	6-2	218	So.-SQ
or	49	Chns Roberts	6-1	194	So.-1V

P	36	Adam Podlesh	5-11	205	Sr.-3V
PR	17	Danny Oquendo	6-0	188	So.-1V
	3	Christan Varner	5-11	196	Jr.-2V

KR	4	Josh Wilson	5-9	187	Sr.-3V
	8	D Heyward-Bey	6-2	206	Fr.-RS
	21	Keon Lattimore	5-11	221	Jr.-2V
H	36	Adam Podlesh	5-11	205	Sr.-3V
	89	Matt Goldberg	6-2	187	So.-SQ

LS	32	Andrew Schmitt	6-0	230	So.-1V
	15	Tommy Galt	6-5	253	Fr.-RS
SS	53	Brendan McDermond	6-2	251	Jr.-1V
	31	Andrew Schmitt	6-0	230	So.-1V

2006 HONOR ROLL

PRESEASON RANKINGS

ACC

Phil Steele	3rd in Atlantic Div.
The Sporting News	4th in Atlantic Div.
Lindy's	4th in Atlantic Div.
Athlon	5th in Atlantic Div.

NATIONAL

17th Most Improved Teams of 2006	Phil Steele
38th Nationally	Phil Steele
41st Nationally	Lindy's
47th Nationally	The Sporting News

INDIVIDUAL HONORS

LANCE BALL, TB

First Team Preseason All-ACC	Athlon
First Team Preseason All-ACC	Lindy's
Third Team Preseason All-ACC	Phil Steele
No. 34-rated RB in NCAA D-1	Phil Steele
"Toughest to Bring Down" in ACC	Lindy's

CONRAD BOLSTON, DT

Preseason Watch List	Outland Trophy
Second Team Preseason All-ACC	Athlon
Second Team Preseason All-ACC	The Sporting News
No. 16-rated DT in NCAA D-1	The Sporting News

ADRIAN CANNON, WR

No. 35-rated Freshman WR in NCAA D-1	Phil Steele
--------------------------------------	-------------

ANDREW CRUMMEY, OG

Second Team All-ACC	ACSM A
Second Team Preseason All-ACC	Phil Steele
No. 15-rated OG in NCAA D-1	Phil Steele

DAN ENNIS, PK

Honorable Mention All-ACC	ACSM A
Lou Groza Award National Stars of the Week	Oct. 21 (NC St.)
ACC Special Teams Player of the Week	Oct. 21 (NC St.)
ACC Special Teams Player of the Week	Nov 4 (Clemson)

JARED GAITHER, OT

Preseason Watch List	Outland Trophy
First Team Preseason All-ACC	The Sporting News
Second Team Preseason All-ACC	Athlon
Second Team Preseason All-ACC	Lindy's
Fourth Team Preseason All-ACC	Phil Steele
No. 7-rated OT in NCAA D-1	The Sporting News
No. 32-rated OT in NCAA D-1	Phil Steele

DREW GLOSTER, TE

No. 14-rated Freshman TE in NCAA D-1	Phil Steele
--------------------------------------	-------------

DAN GRONKOWSKI, TE

ESPN The Magazine Academic All-District 2	CoSIDA
---	--------

JOEY HAYNOS, TE

Honorable Mention All-ACC	ACSM A
---------------------------	--------

ERIN HENDERSON, OLB

Second Team All-ACC	ACSM A
ACC Defensive Back of the Week	Nov 4 (Clemson)



ANDREW CRUMMEY



DAN ENNIS



JOEY HAYNOS



ERIN HENDERSON




STEPHON HEYER



DARRIUS HEYWARD-BEY



SAM HOLLENBACH



JOSH WILSON

STEPHON HEYER, OT

Honorable Mention All-ACC	ACSMA
Second Team Preseason All-ACC	Phil Steele
No. 19-rated OT in NCAA D-1	Phil Steele

DARRIUS HEYWARD-BEY, WR

First Team Freshman All-American	The Sporting News
First Team Freshman All-ACC	The Sporting News
Second Team All-ACC	ACSMA
ACC Rookie of the Week	Oct. 28 (FSU)
ACC Offensive Back of the Week	Nov. 11 (Miami)

SAM HOLLENBACH, QB

Honorable Mention All-ACC	ACSMA
Preseason Watch List	Davey O'Brien Award
Preseason Watch List	Maxwell Award
Third Team Preseason All-ACC	Phil Steele
No. 22-rated QB in NCAA D-1	Phil Steele

WESLEY JEFFERSON, LB

Third Team Preseason All-ACC	Phil Steele
------------------------------	-------------

KEON LATTIMORE, TB

ACC Offensive Back of the Week	Oct. 14 (Virginia)
--------------------------------	--------------------

JEREMY NAVARRE, DE

ACC Co-Defensive Lineman of the Week	Oct. 28 (FSU)
--------------------------------------	---------------

ADAM PODLESH, P

Draddy Award Semifinalist	National Football Foundation
Second Team All-ACC	ACSMA
Midseason Watch List	Ray Guy Award
First Team Preseason All-ACC	Athlon
First Team Preseason All-ACC	Lindy's
First Team Preseason All-ACC	Phil Steele
First Team Preseason All-ACC	The Sporting News
No. 4-rated P in NCAA D-1	Lindy's
No. 5-rated P in NCAA D-1	Phil Steele
No. 6-rated P in NCAA D-1	The Sporting News

JEREMY RICKER, QB

No. 13-rated recruit in ACC	The Sporting News
No. 13-rated recruit in ACC	Lindy's
No. 15-rated Freshman QB in NCAA D-1	Phil Steele
Top-100 Incoming Freshman	Lindy's

BRIAN WHITMORE, DE

No. 70-rated Freshman DL in NCAA D-1	Phil Steele
--------------------------------------	-------------

JOSH WILSON, CB

Honorable Mention All-ACC	ACSMA
ESPN The Magazine Academic All-District 2	CoSIDA
ACC Defensive Back of the Week	Nov. 11 (Miami)
Second Team Preseason All-ACC	The Sporting News
Fourth Team Preseason All-ACC	Phil Steele
No. 41-rated CB in NCAA D-1	Phil Steele

TEAM HONORS

OFFENSIVE LINE

No. 5-rated unit in NCAA D-1	The Sporting News
No. 16-rated unit in NCAA D-1	Phil Steele

RUNNING BACKS

No. 20-rated unit in NCAA D-1	Phil Steele
-------------------------------	-------------

HEAD COACH
RALPH
FRIEL



Chick-fil- Peach
CHAMPION



SIX SEASONS • FOUR BOWLS

2002 ORANGE BOWL, 2002 PEACH BOWL

2004 GATOR BOWL, 2006 CHAMPS SPORTS BOWL

EDGGEN

NOW IS IN HIS SIXTH YEAR AS HEAD COACH AT THE UNIVERSITY OF MARYLAND, RALPH FRIEDGEN HAS A REPUTATION AS ONE OF THE TOP MINDS IN COLLEGE FOOTBALL. HE HAS LIFTED THE TERRAPINS TO UNPRECEDENTED HEIGHTS IN HIS TENURE, TAKING THE TEAM TO FOUR BOWL GAMES, INCLUDING A PAIR OF NEW YEAR'S DAY APPEARANCES. PRIOR TO FRIEDGEN'S ARRIVAL, MARYLAND HAD JUST ONE BOWL GAME APPEARANCE IN THE PREVIOUS 15 SEASONS.

He is the 33rd head coach in school history and ranks second in Maryland annals in career winning percentage (.671), trailing only legendary coach Jim Tatum, who is the only other mentor to lead the Terps to three 10-win seasons and multiple New Year's Day bowl appearances.

This season Friedgen has also taken on added responsibility, assuming the duties of the team's offensive coordinator, marking the first time he has called the plays in his head coaching tenure at Maryland. The team went on to post an 8-4 regular season record, marking the fourth eight-win campaign in the last six seasons.

A long-time successful assistant coach at Georgia Tech, where he was credited with overseeing one of the nation's most potent offensive attacks, Friedgen continues to build a new level of pride and glory to his alma mater's football program, guiding the Terps to a 49-24 record, including an Atlantic Coast Conference title and a pair of second-place finishes. Through his first five seasons, he was the second-winningest head coach in ACC history.

Not only do his 41 wins after five seasons match the mark of Terps legend Jerry Claiborne, they also fall just shy of the all-time ACC mark of 44, set by Clemson's Danny Ford in the early 1980s. In addition, in his first three seasons at the helm of the Terrapin program, Friedgen became the first coach in conference lore to lead a team to three-straight seasons of 10 wins or more, while his 36 wins in his first four years ranked him in the top 10 in NCAA history, surpassing the fourth-year marks of coaches such as Frank Leahy and Joe Paterno.

The consensus national Coach of the Year in 2001 after leading Maryland to its first ACC championship since 1985, Friedgen and Company have returned Maryland to prominence on the national scene. The Terrapins have won more games (49) in the five-plus seasons under Friedgen than they had in the 10 years prior to his arrival (37).

Long overlooked as a head-coaching candidate, the 1970 Maryland graduate was tapped as the Terps' head football coach following the 2000 season, and he wasted no time in returning the program to the glory days it achieved when Friedgen was an assistant to Bobby Ross in the 1980s.

Five years ago, in his first season as the Terps' grid boss, Maryland won its first seven games and eventually halted Florida State's reign as perennial ACC champion, earning the league's automatic berth in the Bowl Championship Series' FedEx Orange Bowl. By winning the ACC title that season, Friedgen became the first mentor in league history to win the championship in his first year as a head coach.

In 2002, despite a 1-2 start and without 19 seniors from the previous year, the Terps made their way back to a major bowl game, winning 10 of their last 11 games and finishing in a tie for second in the ACC. The 2003 campaign provided a bit of déjà vu for Friedgen and the Terrapins as they again started 1-2, and again ran off 10 wins in their final 11 games to earn a second New Year's bowl bid in three years.

By winning 11 games in 2002, Friedgen became just the second coach in school history to hit that mark, tying matching Claiborne's 11-win campaign in 1976.

This year's team started 3-2 before reeling off a five-game winning streak, which placed them in the midst of the ACC Atlantic Division race. The Terps lost to eventual champion Wake Forest on the final game of the regular season, but Maryland was a force in the league race throughout the year, enabling it to earn the fourth slot among ACC postseason bids and a trip to Orlando for the Champs Sports Bowl.

Friedgen's Terps have now gone to bowl games in four of his six seasons, participating in the BCS Orange Bowl his first year before posting lopsided victories over Tennessee (30-3) in the Chick-fil-A Peach Bowl and over West Virginia (41-7) in the Toyota Gator Bowl.

His offensive success notwithstanding, Friedgen's teams at Maryland have been superb on defense, ranking among the nation's leaders annually while producing the ACC's Defensive Player of the Year in three of the last five seasons (E.J. Henderson in 2001 and 2002; D'Qwell Jackson in 2005).

Named the winner of the Frank Broyles Award as the top assistant coach in the country in 1999 while at Tech, Friedgen brought 32 years of assistant coaching experience (including 21 as an offensive coordinator either in college or the NFL) with him in his return to College Park.

The 59-year-old Friedgen (pronounced FREE-jun) owns the rare distinction of coordinating the offense for both a collegiate national champion (Georgia Tech in 1990) and a Super Bowl team (San Diego in 1994).

Friedgen spent 20 seasons with the aforementioned Ross in coaching stops at The Citadel, Maryland, Georgia Tech and the NFL's San Diego Chargers. He returned to Tech in 1997, where he served another successful stint as offensive coordinator and quarterbacks coach under good friend George O'Leary, now the head coach at the University of Central Florida.

A 1970 graduate of Maryland, where he earned a degree in physical education, Friedgen launched his coaching career as a graduate assistant before heading off to a series of jobs that included The Citadel (1973-79), William & Mary (1980) and Murray State (1981).

In 1982, he returned to Maryland as offensive coordinator and offensive line coach under Ross, with Friedgen's tenure lasting until 1986. During that stretch, the Terps captured three consecutive ACC championships (1983-85) and played in four bowl games. All told, the Terrapins were 39-15-1 from 1982-86 and won two bowl games (the Sun Bowl in 1984 and the Cherry Bowl in 1985). It is the type of success Friedgen has instilled in his current group of Terrapins.

The Ross-Friedgen connection began in 1973, when Ross hired the former Maryland offensive guard as defensive line coach at The Citadel. Friedgen spent seven seasons at The Citadel, the last three as offensive coordinator and offensive line coach. He then worked one season (1980) as offensive coordinator at William & Mary and one season (1981) as assistant head coach at Murray State before Ross tapped him to be his offensive coordinator at Maryland in 1982.



FRIEDGEN VS. THE ACC

vs. Boston College	0-2
vs. Clemson	4-2
vs. Duke	4-0
vs. Florida State	2-4
vs. Georgia Tech	2-3
vs. Miami	1-0
vs. North Carolina	4-0
vs. NC State	4-2
vs. Virginia	4-2
vs. Virginia Tech	0-2
vs. Wake Forest	5-1
OVERALL	30-18

FRIEDGEN AT A GLANCE

Overall Record (Year)	49-24 (6th)
Record at Maryland	Same
ACC Record	30-18
Non-Conference Record	19-6
Home Record	30-8
Road Record	16-14
Neutral Record	3-2
Bowl Record	2-1
When Leading At Half	42-5
When Trailing At Half	7-18

ACTIVE TOP 25 HEAD COACHES

(Minimum five years as Division IA head coach; Record at four-year colleges only)

	Name	School	Years	Won	Lost	Tied	Pct.
1	Urban Meyer	Florida	6	60	11	0	.845
2	Pete Carroll	Southern California	6	64	12	0	.842
3	Larry Coker	Miami (Fla.)	6	59	12	0	.831
4	Bob Stoops	Oklahoma	8	86	18	0	.827
5	Bobby Petrino	Louisville	4	40	9	0	.816
6	Charlie Weis	Notre Dame	2	19	5	0	.792
7	Mark Richt	Georgia	6	60	17	0	.779
8	Phillip Fulmer	Tennessee	15	137	40	0	.774
9	Lloyd Carr	Michigan	12	113	34	0	.769
10	Bobby Bowden	Florida St.	41	365	113	4	.761
11	Steve Spurrier	South Carolina	17	156	50	2	.755
12	Joe Paterno	Penn St.	41	361	121	3	.747
13	Dan Hawkins	Colorado	11	95	32	1	.746
14	Paul Johnson	Navy	10	99	34	0	.744
15	Jim Tressel	Ohio St.	21	197	70	1	.737
16	Brian Kelly	Central Mich.	16	137	51	2	.726
17	Gary Patterson	TCU	7	53	20	0	.726
18	Chris Ault	Nevada	22	185	77	1	.705
19	Frank Solich	Ohio	8	71	30	0	.703
20	Dennis Erickson	Idaho	18	148	65	1	.694
21	Jeff Tedford	California	5	42	20	0	.677
22	Joe Glenn	Wyoming	22	178	86	1	.674
23	Ralph Friedgen	Maryland	6	49	24	0	.671
24	Tom Amstutz	Toledo	6	49	25	0	.662
25	Tommy Tuberville	Auburn	12	95	49	0	.660

**FRIEDGEN'S
BOWL HISTORY**

8-4 Overall, 2-1 as a head coach

(years as head coach in **bold**)

1982 -- Aloha Bowl (Washington 21, Maryland 20)

1983 -- Citrus Bowl (Tennessee 30, Maryland 23)

1984 -- Sun Bowl (Maryland 28, Tennessee 27)

1985 -- Cherry Bowl (Maryland 35, Syracuse 18)

1990 -- Citrus Bowl (Georgia Tech 45, Nebraska 21)

1991 -- Aloha Bowl (Georgia Tech 18, Stanford 17)

1997 -- Carquest Bowl (Georgia Tech 35, West Virginia 30)

1998 -- Gator Bowl (Georgia Tech 35, Notre Dame 28)

1999 -- Gator Bowl (Miami 28, Georgia Tech 13)

2001 -- Orange Bowl (Florida 56, Maryland 23)

2002 -- Peach Bowl (Maryland 31, Tennessee 3)

2003 -- Gator Bowl (Maryland 41, West Virginia 7)

2006 -- Champs Sports Bowl (Maryland vs. Purdue)



Dunning his five-year stay at Maryland under Ross. Friedgen was instrumental in the development of future pro quarterbacks Boomer Esiason, Frank Reich and Stan Gelbaugh, all of whom spent at least 10 seasons in the National Football League. Esiason played professionally from 1984-97, Reich from 1985-98 and Gelbaugh from 1986-95.

Friedgen followed Ross to Georgia Tech in 1987, becoming the Yellow Jackets' offensive coordinator and quarterbacks coach for the next five seasons, including the 1990 campaign when Tech, unranked in the preseason, captured the national championship with an 11-0-1 record. The national title came just two years after the Jackets had posted back-to-back seasons of three wins or less.

When Ross was named head coach of the San Diego Chargers in 1992, he tapped Friedgen to serve as running game coordinator for two seasons (1992-93) before elevating him to offensive coordinator in 1994, when the Chargers advanced to the Super Bowl for the first time in franchise history. During his time with the Chargers, Friedgen helped a club that had not made the playoffs in a decade reach postseason play three times in five seasons.

Known for developing balanced offensive attacks with multiple looks, Tech was one of only two teams in the country in 1999 to average at least 200 yards rushing and 200 yards passing. Tech also accomplished the feat under Friedgen's guidance in 1990, '91 and '98. The 1999 team, with Joe Hamilton at quarterback, set 59 school records, rewriting many marks established by the 1990 national championship team, which was led by another Friedgen pupil, Shawn Jones (1989-92). Friedgen was a finalist for the Broyles Award as the nation's top assistant coach in 1998 when the Ramblin' Wreck set a then-school record with 50 touchdowns.

The first Maryland alum since Bob Ward (1967-68) to serve as the Terps' head football coach, Friedgen originally came to Maryland as a quarterback in the mid-'60s and spent most of his career as an offensive lineman, lettering in 1966 and '68 and capturing Academic All-ACC honors. He was a two-time winner of the George C. Cook Memorial Award (1968-69) for having the highest academic average on the football team.

Friedgen's coaching roots run deep. His father, also named Ralph (though not a "Sr."), was a high school coach for more than 30 years and masterminded, among other teams, the 1964 Westchester County (N.Y.) High School team that went undefeated and averaged 44 points per game running what was then an unusual multiple offense. It was an offense run by a 190-pound quarterback later recruited by Maryland who shared his name. Maybe as a sign of things to come, the younger Ralph called all of his team's offensive plays from his junior year on.

Friedgen and his wife, the former Glonia Spina, have three daughters: Kelley, Kristina and Katie. Glonia is currently the Coordinator of Alumni Affairs and Outreach for the College of Health and Human Performance at Maryland while both serve on that college's Board of Visitors. Kelley is in her second year as an associate at Amold and Porter in D.C., specializing in pharmaceutical and medical device law; Kristina is in her third year in the theater program at Maryland; and Katie is her first year of college at Maryland, majoring in art.

**THE FRIEDGEN
FILE**

FAST FACTS

Full Name	Ralph Harry Friedgen
Pronunciation	FREE-jun
Date of Birth	April 4, 1947
Hometown	Harrison, N.Y.
Alma Mater	Maryland, '70
Family	Wife, Glonia; daughters, Kelley (29), Kristina (20), Katie (18)
Playing Experience	Guard, two letters at Maryland (1966 and '68)
Years in Coaching (College)	37 (32)

**COACHING
EXPERIENCE**

MARYLAND

2006-	Head Coach/Offensive Coordinator
2001-05	Head Coach

GEORGIA TECH

1997-2000	Assistant Coach - Offensive Coordinator/Quarterbacks
-----------	---

SAN DIEGO CHARGERS

1994-96	Assistant Coach - Offensive Coordinator
1992-93	Assistant Coach - Running Game Coordinator/H-Backs/Tight Ends

GEORGIA TECH

1987-91	Assistant Coach - Offensive Coordinator/Quarterbacks
---------	---

MARYLAND

1982-86	Assistant Coach - Offensive Coordinator/ Offensive Line
---------	--

MURRAY STATE

1981	Assistant Head Coach
------	----------------------

WILLIAM & MARY

1980	Assistant Coach - Offensive Coordinator
------	---

THE CITADEL

1977-79	Assistant Coach - Offensive Coordinator
1973-76	Assistant Coach - Defensive Line

MARYLAND

1969-72	Graduate Assistant
---------	--------------------

**"YOU ALWAYS HEAR ABOUT GREAT MIDDLEWEIGHTS WHO ARE 'POUND FOR POUND' THE BEST FIGHTERS IN THE WORLD. THAT'S MEANT AS A COMPLIMENT TO SMALLER MEN. RALPH IS NOT A SMALL MAN, BUT POUND FOR POUND HE'S STILL THE BEST OFFENSIVE COACH IN THE COUNTRY."
-- ESPN'S IVAN MAISEL**

COACHING STAFF

**CHRIS
COSH**



**DEFENSIVE
COORDINATOR/
INSIDE
LINEBACKERS**

Virginia Tech '83
Second Year at Maryland


**TIM
BANKS**



SECONDARY

Central Michigan '95
Fourth Year at Maryland

**BRYAN
BOSSARD**



**WIDE
RECEIVERS**

Delaware '89
Second Year at Maryland

COACHING EXPERIENCE

Maryland
2006- Assistant Coach - Def. Coordinator/Inside Linebackers
1997 Assistant Coach - Inside LBs/Recruiting Coordinator

Kansas State
2004-05 Assistant Coach - Linebackers

South Carolina
2003 Assistant Coach - Def. Coordinator/Linebackers
1999-2002 Assistant Coach - Linebackers

Michigan State
1998 Assistant Coach - Defensive Coordinator

Illinois
1995-96 Assistant Coach - Def. Coordinator/Linebackers
1994 Assistant Head Coach/Linebackers
1991-92 Assistant Coach - Linebackers

Minnesota
1991 Assistant Coach - Linebackers

UNLV
1990 Assistant Coach - Linebackers

Southeast Missouri State
1989 Assistant Coach - Defensive Line

Wisconsin-Oshkosh
1985-88 Assistant Coach - Defensive Coordinator

COACHING EXPERIENCE

Maryland
2006 - Assistant Coach - Secondary
2003-05 Assistant Coach - Inside Linebackers

Memphis
2002 Assistant Coach - Cornerbacks
2001 Assistant Coach - Outside Linebackers

Bowling Green
2000 Assistant Coach - Defensive Backs
1999 Assistant Coach - Running Backs

Ferris State University
1997-98 Assistant Coach - Defensive Backs

COACHING EXPERIENCE

Maryland
2005- Assistant Coach - Wide Receivers

Delaware
2002-04 Assistant Coach - Wide Receivers
1994-98 Assistant Coach - Wide Receivers
1990 Graduate Assistant - Defensive Backs

Wyoming
2000-01 Assistant Coach - Defensive Backs

U.S. Military Academy
1999 Assistant Coach - Wide Receivers

Bucknell
1992-93 Assistant Coach - Defensive Backs

West Chester
1992 Assistant Coach - Defensive Backs

Morehouse College
1991 Assistant Coach - Defensive Backs



**TOM
BRATTAN**



**OFFENSIVE
LINE**

Delaware '72
Sixth Year at Maryland


**JOHN
DONOVAN**



QUARTERBACKS

Johns Hopkins '97
Sixth Year at Maryland

**RAY
RYCHLESKI**



**SPECIAL TEAMS
COORDINATOR/
TIGHT ENDS &
H-BACKS**

Millersville '79
Sixth Year at Maryland

COACHING EXPERIENCE


Maryland
2001- Assistant Coach - Offensive Line
Stanford
1999-2000 Assistant Coach - Offensive Line
(centers and guards)
Northwestern
1997-98 Assistant Head Coach
1992-98 Assistant Coach - Offensive Line
William & Mary
1984-91 Assistant Coach - Off. Coordinator/Offensive Line
1983 Assistant Coach - Offensive Backfield
Highland Springs (Va.) High School
1979-82 Head Coach
Lloyd C. Bird (Va.) High School
1978 Head Coach
McKean (Del.) High School
1977 Head Coach
Highland Springs (Va.) High School
1973-75 Assistant Coach - Offensive Line

COACHING EXPERIENCE

Maryland
2006 Quarterbacks
2005 Running Backs
2001-04 Assistant Recruiting Coordinator
Georgia Tech
1998-2001 Graduate Assistant - Offense
Villanova University
1997-98 Assistant Secondary Coach

COACHING EXPERIENCE

Maryland
2001- Assistant Coach - Special Teams Coordinator
Tight Ends & H-Backs
Wake Forest
1999-2000 Assistant Coach - Tight Ends/ Special Teams
1996-98 Outside Linebackers
1993-95 Defensive Line
East Stroudsburg
1992 Assistant Coach -
Special Teams Coordinator/Defensive Backs
Toronto Argonauts
Summer, 1992 Volunteer Assistant Coach - Defense
Penn State
1991 Graduate Assistant - Offensive Line
Northeastern
1989-90 Assistant Coach - Defensive Coordinator/
Inside Linebackers
Temple
1981-88 GA/Assistant Coach -
Outside Linebackers and Rovers
Neshaminy (Pa.) High School
1980 Head Coach - Freshman Team
Manheim (Pa.) Township High School
1979 Assistant Coach - Quarterbacks/Defensive Backs



AL SEAMONSON



**OUTSIDE
LINEBACKERS/
SPECIAL TEAMS
ASSISTANT**

Wisconsin '82
Sixth Year at Maryland

DAVE SOLLAZZO



**DEFENSIVE
LINE/
RECRUITING
COORDINATOR**

The Citadel '77
Seventh Year at Maryland

PHIL ZACHARIAS



**RUNNING
BACKS**

Salem College '81
First Year at Maryland

COACHING EXPERIENCE

Maryland
2001 - Assistant Coach - Outside Linebackers/
Special Teams Assistant

Bowling Green
2000 Assistant Coach -
Special Teams Coordinator/Linebackers

The Citadel
1987-99 Assistant Coach - Special Teams Coordinator/
Linebackers/Wide Receivers

United States Military Academy (Army)
1985-86 Assistant Coach - Linebackers

Wisconsin
1983-84 Graduate Assistant - Defensive Backs
1982-83 Part-Time Assistant Coach - Wide Receivers

COACHING EXPERIENCE

Maryland
2005- Assistant Coach - Defensive Line/
Recruiting Coordinator

2001-04 Assistant Coach - Defensive Line/NFL Liaison

Georgia Tech
1999-2000 Assistant Coach - Defensive Tackles

The Citadel
1989-98 Assistant Coach - Defensive Line

Guilford (N.C.) College
1988 Assistant Coach - Defensive Line

Maryland
1986-87 Volunteer Assistant Coach - Defensive Line

Stratford (S.C.) High School
1985 Assistant Coach - Defensive Coordinator

Maryland
1984 Graduate Assistant - Linebackers

North Charleston (S.C.) High School
1983 Assistant Coach - Defensive Coordinator

Fort Johnson (S.C.) High School
1978-82 Assistant Coach - Defensive Coordinator

COACHING EXPERIENCE

Maryland
2006- Assistant Coach - Running Backs

Temple
2005 Assistant Coach - Defensive Line

Baltimore Ravens
2002-04 Defensive Assistant/Outside Linebackers

Notre Dame
2002 Assistant Coach - Linebackers/Special Teams

Stanford
1995-2001 Assistant Coach - Defensive Ends/
Special Teams Coordinator

Los Angeles Rams
1994 Intern

Rutgers
1991-93 Assistant Coach - Outside Linebackers

Eastern Michigan
1989-90 Assistant Coach - Outside Linebackers

Morehead State
1986-88 Assistant Coach - Linebackers, Special Teams
and Def. Coord.

North Carolina
1985 Graduate Assistant - Defense

St. Paul's College (Va.)
1982-84 Assistant Coach - Secondary

Georgetown College (Ky.)
1981 Assistant Coach - Linebackers



FOOTBALL SUPPORT STAFF



Dwight Galt
Director of Strength &
Conditioning



Dan Hickson
Director of
Football Operations



Ron Ohringer
Head Equipment Manager



Kevin Glover
Director of
Character Education



Jonah Bassett
Football Video Director



John Kelley
Graduate Assistant
Offense



John Paczkowski
Graduate Assistant
Defense



Darryl Conway
Assistant Athletics Director/
Sports Medicine



Bryan Matson
Head Football
Athletic Trainer



Matt Charvat
Associate Head
Athletic Trainer



Heather Arianna
Associate Director
of ASCDU



Dahlia Levin
Head Learning
Specialist for Football



Barry Kagan
Assistant Strength &
Conditioning Coach



Corliss Fingers
Assistant Strength &
Conditioning Coach



Marc Heineke
Assistant Strength &
Conditioning Coach



Nate Park
Assistant Equipment
Manager



Butch Rhoderick
Maryland State Police



Doug Dull
Associate Athletics Director/
Media Relations



Shawn Nestor
Associate Media
Relations Director



Dan Reisig
Media Relations
Assistant



Paula Broglio
Administrative
Assistant



Mona Felder
Administrative
Assistant



Jess Klaube
Administrative
Assistant




Teri Smith
Administrative
Assistant

TERRAPIN PROFILES

27 SPORTS • 1 TEAM

**JEFF
ALLEN**



29


S • 6-0 • 190 • So.
Woodbridge, Va.
(DeMatha HS)

A solid special teams player who has appeared in every game this year ... also has seen action as a reserve defensive back ... **Season:** (vs. WF) ... played but did not record any statistics ... (vs. BC) ... recorded two solo tackles ... (vs. Clemson) ... notched one solo tackle ... (vs. FSU) ... had one tackle ... (vs. NC St.) ... recorded one tackle ... (vs. UVA) ... posted one solo tackle ... (vs. GT) ... notched one assisted tackle ... (vs. WVU) ... posted four tackles, two solo ... (vs. MT) ... recorded one tackle and his first career pass breakup.

Defense	G-GS	UT	AT	TT	TFL	Sacks	FC	FR	PBU	Int.
2006	12-0	7	5	12	0-0	0-0	0	0	1	0
Career	23-0	11	10	21	0-0	0-0	0	0	1	0



**JOSH
ALLEN**



33

TB • 5-11 • 215 • Sr.
Tampa, Fla.
(Eleanor Roosevelt HS (Md.))

A hard-nosed, fifth-year running back ... a good north-south runner with breakaway speed ... a Brian Piccolo Award nominee for his comeback after a career threatening knee injury as a sophomore... has seen action at running back in all but one game, and has found a role in the passing game ... has caught two touchdown passes this year and thrown for another ... ranks ninth in school history on the career rushing yards chart (1,958) ... also ranks tied for sixth on the Terps' career rushing touchdowns list (21) ... **Season:** (vs. WF) ... played but did not record any statistics ... (vs. BC) ... threw a touchdown on his first career pass, a halfback option from nine yards out ... rushed four times for

12 yards ... (vs. Miami) ... carried three times for 13 yards, and recorded a catch for three yards ... (vs. FSU) ... rushed five times for 18 yards and caught one pass for nine yards ... (vs. NC St.) ... caught a four-yard touchdown pass and had a three-yard rush ... with the rush, he moved into eighth on the Maryland career-rushing list ... the TD catch moved him into a tie for 6th place in the career touchdown list ... (vs. FIU) ... caught three passes for 43 yards, including a 21-yard catch for the first touchdown of the game ... the TD was his first since injuring his knee in 2004 ... also rushed nine times for 17 yards ... (vs. WVU) ... rushed twice for six yards ... (vs. MT) ... rushed twice for one yard ... (vs. W&M) ... rushed six times for 25 yards ... had a 14 yard run to close out the first quarter ... caught two passes.

Rushing	G-GS	Att.	Net	Avg.	TD	LP
2006	12-0	33	98	3.0	0	14
Career	44-17	423	1,958	4.6	21	80

Receiving	G-GS	Rec.	Yds.	Avg.	TO	Long
2006	12-0	8	59	7.4	2	21
Career	44-17	33	383	11.6	4	72

LANCE BALL



44

TB • 5-9 • 216 • Jr.
Teaneck, N.J.
(Teaneck HS)

A talented and bruising back who catches the ball well out of the backfield ... has started 10 of 12 games this season and 13 of the last 15 in the backfield ... averaging 59.8 rushing ypg, which is ninth in the ACC ... has rushed for a team-high eight touchdowns ... a preseason All-ACC choice

Season: (vs. WF) ... rushed six times for 64 yards and a touchdown ... his longest carry of the day was a 35-yard dash down the left sideline ... also caught two passes for 13 yards ... ninth in the ACC and 85th in the NCAA with a 59.8 yards-per-game rushing average ... (vs. BC) ... rushed seven times for 23 yards ... also caught two passes for 16 yards ... (vs. Miami) ... carried the ball 10 times for 41 yards ... (vs. Clemson) ... carried ten times for five yards ... (vs. FSU) ... rushed 11 times for 39 yards and caught a career-long 11-yard pass ... (vs. NC St.) ... rushed 17 times for 77 yards and a touchdown ... the score came on a two-yard run ... in the third quarter, he accounted for 55 yards rushing ... (vs. UVA) ... rushed 12 times for 76 yards and a TD ... the score was a one-yard dive over center for the Terps' first TD of the game ... his longest rush of the game, a 26-yard dash down the right sideline, sealed the victory by netting a first down inside two minutes ... (vs. GT) ... rushed for 116 yards, his first time passing the century mark this season, including an electrifying 42-yard dash down




the right sideline, his longest of the season (vs. FIU) led the team in rushing ... carried the ball 19 times for 82 yards ... (vs. WVU) ... rushed 12 times for 50 yards and a touchdown ... the touchdown came on an 11-yard run, his longest of the game ... (vs. MT) ... finished with 62 yards rushing on 14 carries with two touchdowns ... the team's first touchdown of the game came on his 12-yard run up the middle ... (vs. W&M) ... rushed 15 times for 86 yards and two touchdowns ... scored the first TD of the game with a two-yard run on a QB option right ... on one drive in the second quarter, followed a 12-yard rush with a 13-yard carry on consecutive plays.

Rushing	G-GS	Att.	Net	Avg	TD	LP
2006	12-10	156	716	4.6	7	42
Career	27-14	349	1,624	4.7	13	65

Receiving	G-GS	Rec.	Yds.	Avg	TD	Long
2006	12-10	10	56	5.6	0	11
Career	27-14	28	209	7.5	0	24

KEVIN BARNES



2

CB • 6-1 • 181 • So.
Glen Burnie, Md.
(Old Mill HS)

A reserve defensive back who has one start on the season ... **Season:** (vs. WF) ... played but did not record any statistics ... (vs. NC St.) ... notched two solo tackles ... (vs. UVA) ... posted three solo tackles ... (vs. GT) ... notched three tackles (two solo) ... (vs. FIU) ... recorded one solo tackle ... first career start ... (vs. MT) ... saw action but did not record a defensive statistic ... (vs. W&M) ... finished with one assisted tackle.

Defense	G-GS	UT	AT	TT	TFL	Sacks	FC	FR	PBU	Int.
2006	10-1	9	2	11	0-0	0-0	0	0	0	0
Career	20-1	13	2	15	0-0	0-0	0	0	1	0



CONRAD BOLSTON



95

DT • 6-3 • 303 • Sr.
Burtonsville, Md.
(St. John's College HS)

An anchor in the middle of the defensive line who has provided senior leadership ... has shown the ability to get upfield while playing the pass rush as well as run defense ... his 43 career games played, including 28 starts, are tops among the defensive lineman ... a member of the preseason watch list for the Outland Trophy ... scheduled to play in the 2007 Hula Bowl ... **Season:** (vs. WF) ... posted three tackles (one solo) ... (vs. BC) ... recorded two tackles ... (vs. Miami) ... posted five tackles (one solo) ... (vs. Clemson) ... notched three solo tackles ... (vs. FSU) ... recorded three tackles, with one solo tackle going for a three-yard loss ... also broke up a pass, a near-interception late in the fourth quarter ... (vs. NC St.) ... posted two tackles (one solo) ... (vs. UVA) ... notched one solo tackle ... (vs. GT) ... posted two tackles, one solo ... (vs. FIU) ... notched three tackles, one solo and one TFL ... (vs. MT) ... recorded four tackles, one unassisted ... also recorded a half sack along with Wesley Jefferson in the second quarter, forcing fourth down ... (vs. W&M) ... finished with one solo tackle and two QB hurries.


Defense	G-GS	UT	AT	TT	TFL	Sacks	FC	FR	PBU	Int.
2006	12-7	12	20	32	2.5-7	0.5-3	0	0	1	0
Career	43-28	42	61	103	15.0-64	9.0-52	2	1	1	0



27 SPORTS • 1 TEAM

TERRAPINS

CHASE BULLOCK



42

LB • 6-2 • 235 • So.
Durham, N.C.
(Northern HS)

A reserve linebacker who gained valuable playing experience early in the season ... brings power and athleticism to the defense ... **Season:** (vs. WF) ... recorded two tackles (one solo) ... (vs. GT) ... played but did not record any statistics ... (vs. WVU) ... posted two tackles, one solo ... (vs. W&M) ... recorded two tackles (one solo) ... wrapped up Elijah Brooks, holding him short of a first down on 3rd-and-6.

Defense	G-GS	UT	AT	TT	TFL	Sacks	FC	FR	PBU	Int.
2006	5-0	3	3	6	0.0-0	0.0-0	0	0	0	0
Career	6-0	3	7	10	0.0-0	0.0-0	0	0	0	0

NOLAN CARROLL



82

WR • 6-0 • 201 • Fr.
Green Cove Springs, Fla.
(Clay HS)

A speedy and versatile receiver who has played mostly on special teams ... saw extensive action in the Boston College game at wideout due to injuries ... **Season:** (vs. WF) ... played on special teams ... has seen action in all but one game with the special teams unit ... (vs. BC) ... returned two kickoffs for 31 yards and saw time at wide receiver ... (vs. WVU) ... played and returned two kickoffs for 12 yards ... (vs. W&M) ... saw first action of his career.

Receiving	G-GS	Rec.	Yds.	Avg.	TD	Long
2006	11-0	0	0	0.0	0	0
Career	11-0	0	0	0.0	0	0

TIM CESA



32

FB • 6-1 • 256 • Jr.
Kennesaw, Ga.
(Harrison HS)

A fourth-year player who made a successful transition from linebacker to fullback ... very physical blocker who runs well ... started the first eight games and provided blocking support before missing the rest of the regular season due to injury ... **Season:** (vs. WF) ... did not play (injury) ... (vs. NC St.) ... carried for the first time in his career, an 11-yard run which set up a FG ... (vs. MT) ... started and made his second career reception, a nine-yard pass ... (vs. W&M) ... had a strong game blocking, leading the way for Lance Ball and Keon Lattimore who each had over 80 yards.

Rushing	G-GS	Att.	Net	Avg.	TD	LP
2006	8-8	1	11	11.0	0	11
Career	20-9	1	11	11.0	0	11

Receiving	G-GS	Rec.	Yds.	Avg.	TD	Long
2006	8-8	1	9	9.0	0	9
Career	20-9	2	14	7.0	0	9

RICK COSTA



43


LB • 6-0 • 246 • So.
Moorestown, N.J.
(Holy Cross HS/Temple Univ.)

A physical, athletic linebacker who has provided a solid pass rush presence off the bench ... has been an important contributor to the defense, having recovered two fumbles and posted two tackles for loss ... **Season:** (vs. WF) ... played but did not record any statistics ... (vs. Miami) ... was credited with a QB hurry ... (vs. FSU) ... recovered a fumble in the first quarter that set up the first touchdown of the game ... while not recording a tackle, pressured the quarterback throughout the contest ... (vs. NC St.) ... had a career day, with three tackles (two solo), and 1.5 TFL for eight-yard losses ... combined with David Holloway for a sack in the fourth quarter ... (vs. GT) ... finished with two tackles, one solo ... pressured the QB which allowed teammate Wesley Jefferson to record a sack on 3rd down ... (vs. FIU) ... posted three tackles, including one solo ... recorded his first career TFL that forced 4th down in the

second quarter ... his QB hurry on the game's final play helped force an interception ... (vs. WVU) ... appeared but did not record any statistics ... (vs. MT) ... notched three tackles, two solo, and a fumble recovery ... (vs. W&M) ... made his first career appearance as a Terp ... hurried Tribe QB Jake Phillips to force a fourth down in the first quarter.

Defense	G-GS	UT	AT	TT	TFL	Sacks	FC	FR	PBU	Int.
2006	10-0	7	5	12	2.0-11	0.5-5	0	2	0	0
Career	10-0	7	5	12	2.0-11	0.5-5	0	2	0	0

TREY GOVINGTON



55

LEO • 6-3 • 252 • So.
Bowie, Md.
(Eleanor Roosevelt HS)


An excellent pass rusher at the LEO position ... has only missed one game this season and has started 19 of the 22 games in which he has appeared during his career ... has 1.5 sacks as well as an interception ... **Season:** (vs. WF) ... notched seven tackles (two solo) ... (vs. Miami) ... made a key interception, the first of his career, in the fourth quarter ... also notched seven tackles (three solo) and a pass breakup ... (vs. Clemson) ... posted eight tackles (five





solo) ... (vs. NC St.) ... notched two tackles (one solo) ... the solo tackle was an eight-yard sack ... (vs. UVA) ... recorded four tackles (three solo) ... (vs. FIU) ... started but did not record any statistics ... (vs. WVU) ... posted seven tackles, four solo, a half-sack and a pass breakup ... (vs. W&M) ... notched five total tackles and one pass breakup.

Defense	G-GS	UT	AT	TT	TFL	Sacks	FC	FR	PBU	Int.
2006	11-10	18	22	40	1.5-8	1.5-8	0	0	3	1
Career	22-19	33	46	79	7.0-32	4.5-22	0	0	3	1

ANDREW CRUMMEY

63
 OG • 6-5 • 301 • Jr.
 Van Wert, Ohio
 (Van Wert HS)

A 2006 second team All-ACC honoree at guard ... has led the offensive line throughout the season in protecting QB Sam Hollenbach and blocking on the Terps' rushing attack ... notched eight big blocks in the final game of the season ... **Season:** (vs. WF) ... played and recorded eight big blocks in 59 plays ... (vs. BC) ... started and recorded the highest grade of the day, with two big blocks on 73 plays ... (vs. Miami) ... started and recorded one big block in 35 plays, allowing no sacks ... (vs. Clemson) ... started and recorded the highest grade among starters, with three big blocks on 51 plays ... (vs. FSU) ... started and recorded one big block on 50 plays ... (vs. NC St.) ... started and recorded two big blocks on 50 plays ... (vs. UVA) ... started and recorded the highest line grade among the starters, recording two big blocks on 51 total plays ... (vs. GT) ... started and was in on 56 plays, recording the team's highest offensive line grade



and one big block ... (vs. FIU) ... started and was in on 70 plays, registering four big blocks ... (vs. WVU) ... started at right guard and was in on 62 plays with one big block ... (vs. W&M) ... started at right guard and was in on 40 plays, recording two big blocks.

OBI EGEKE


39
 PK • 6-2 • 218 • So.
 Augusta, Ga.
 (Westside HS)

A second-year player who has handled the majority of kickoff duties, booming many balls through the endzone ... **Season:** (vs. WF) ... handled kickoff duties with one going as a touchback ... (vs. BC) ... handled kickoff duties ... (vs. Miami) ... handled kickoff duties, with two of three kicks going for touchbacks ... (vs. Clemson) ... split kickoff duties, with a 65.0-yard average on his two kicks ... (vs. FSU) ... split the kickoff duties with Chris Roberts, booming all four of his kicks into the end zone for touchbacks ... (vs. NC St.) ... handled kickoff duties and booted three-of-seven kicks for touchbacks ... (vs. MT) ... handled kickoff duties



forced touchbacks on two of six kicks ... (vs. W&M) ... handled kickoff duties for the first time in his career ... had six kicks with two going for touchbacks.

Kicking	G-GS	FG-A	XP-A	20-29	30-39	40-49	50+	Lg.	Pts.
2006	8-0	0-0	0-0	0-0	0-0	0-0	0-0	0	0
Career	8-0	0-0	0-0	0-0	0-0	0-0	0-0	0	0

DAN ENNIS

22
 PK • 5-10 • 158 • Sr.
 Sykesville, Md.
 (Glenelg HS)


A former walk-on who earned honorable mention All-ACC accolades this season ... had never played football prior to his arrival in College Park ... ranks sixth nationally (first in ACC) in field goals (1.6 ppg) and his 86 points are 12th on the Terps' all-time single-season chart ... closed the regular season going 12-for-12 on field-goal attempts, including the game-winner at Clemson ... Second in the ACC with a 82.6 field goal percentage ... tied for second in the conference in kick scoring with 7.2 ppg average ... **Season:** (vs. WF) ... connected on his lone attempt from 26 yards ... (vs. BC)



... connected on all three FG attempts from 29, 37, and 46 yards ... the 46-yarder tied his career long ... (vs. Miami) ... connected on both extra point attempts ... (vs. Clemson) ... sealed the victory with his 31-yard field goal as time expired ... also connected on his other attempt, also from 31 yards in the second half ... (vs. FSU) ... connected on both FG tries from 38 and 39 yards on a night with howling winds ... also was 3-for-3 on PATs ... (vs. NC St.) ... had a stellar 4-for-4 day kicking, connecting on his attempts from 18, 27, 32 and 40 yards ... also drilled both of his extra point tries ... (vs. UVA) ... converted 3-of-3 extra point attempts ... missed his lone field goal attempt from 30 yards wide right ... (vs. GT) ... had a perfect day kicking, connecting on three attempts from 18, 32, and 46 yards ... the 46-yarder bested his career-long by a yard ... also nailed both extra point attempt ... (vs. FIU) ... connected on both extra point attempts ... missed his lone field goal attempt, a 47-yarder which sailed wide left ... (vs. WVU) ... connected on his lone field goal attempt from 28 yards ... also was 3-for-3 on extra points ... (vs. W&M) ... scored nine points, connecting on both his field goal attempts and all three PATs.

Kicking	G-GS	FG-A	XP-A	20-29	30-39	40-49	50+	Lg.	Pts.
2006	12-12	19-23	28-28	5-5	9-11	3-5	0-0	46	85
Career	25-23	46-54	45-53	17-17	15-20	7-14	0-0	46	183

CARLOS FELICIANO



68

NT • 6-4 • 307 • Jr.
Elizabeth, N.J.
(Elizabeth HS)

A run-stuffer who has played in all 12 games along the defensive line and has been a consistent performer in his three years on the defensive front ... **Season:** (vs. WF) ... played but did not record any statistics ... (vs. BC) ... notched two solo tackles ... (vs. Clemson) ... recorded four tackles (three solo) ... (vs. FSU) ... notched one tackle ... (vs. NC St.) ... posted one tackle ... (vs. UVA) ... notched one solo tackle ... (vs. FIU) ... recorded one assisted tackle ... (vs. WVU) ... posted one tackle for a five-yard loss ... (vs. MT) ... started his first career game at nose tackle, recording one assisted tackle ... (vs. W&M) ... recorded two tackles ... brought down QB Jake Phillips after a two-yard gain in the first quarter.

Defense	G-GS	UT	AT	TT	TFL	Sacks	FC	FR	PBU	Int.
2006	12-9	7	10	17	0.5-5	0-0	0	0	0	0
Career	27-9	9	19	28	0.5-5	0-0	0	0	1	0

MOISE FOKOU



48

LB • 6-1 • 216 • So.
Rockville, Md.
(The Bullis School/Frostburg State)

A reserve linebacker who walked on prior to the 2005 season ... among the team's fastest linebackers ... has posted a pair of forced fumbles on the season ... second in the ACC in forced fumbles ... **Season:** (vs. WF) ... recorded one tackle ... (vs. Miami) ... notched one solo tackle ... (vs. Clemson) ... recorded one tackle ... (vs. GT) ... posted four tackles (three solo) ... (vs. FIU) ... posted five tackles, one solo ... (vs. WVU) ... posted one solo tackle for a three-yard loss ... (vs. MT) ... recorded five tackles, three solo ... one of his unassisted tackles was for a loss ... also forced two fumbles, one of which was recovered by Mack Frost in the first quarter ... (vs. W&M) ... saw first career game action as a Terp ... recovered punt blocked by Josh Wilson.

Defense	G-GS	UT	AT	TT	TFL	Sacks	FC	FR	PBU	Int.
2006	10-1	10	8	18	1.5-3	0-0	2	0	0	0
Career	20-11	44	44	88	7.0-43	1.5-11	2	0	0	0



MACK FROST




91

DE • 6-5 • 257 • So.
Columbia, S.C.
(Spring Valley HS)

An athletic defensive end who has seen action in every game off the bench ... **Season:** (vs. WF) ... recorded one solo tackle ... (vs. BC) ... notched one solo tackle ... (vs. Miami) ... recorded one tackle ... (vs. NC St.) ... notched one tackle ... (vs. UVA) ... posted one solo tackle ... (vs. GT) ... notched a solo tackle ... (vs. FIU) ... saw game action but did not record any statistics ... (vs. MT) ... recorded one unassisted tackle and recovered a fumble ... (vs. W&M) ... posted one unassisted tackle and a QB hurry.

Defense	G-GS	UT	AT	TT	TFL	Sacks	FC	FR	PBU	Int.
2006	12-0	6	2	8	0-0	0-0	0	1	0	0
Career	18-0	8	3	11	0-0	0-0	0	1	1	0

JARED GATHER




78

OT • 6-9 • 350 • So.
White Plains, Md.
(Roosevelt HS/Hargrave Mil.)

A talented offensive tackle who possesses an ideal combination of size and athleticism ... has started 17 of the last 20 games at either left or right tackle ... a member of the 2006 preseason watch list for the Outland Trophy ... a consensus preseason All-ACC choice ... **Season:** (vs. WF) ... played on 38 plays with one big block ... (vs. BC) ... saw action on 10 plays ... (vs. Miami) ... started and recorded one block in 32 plays ... (vs. Clemson) ... played and notched three big blocks on 56 plays ... (vs. FSU) ... started and notched a team-high three big blocks ... (vs. NC St.) ... started and posted two big blocks on 50 plays ... (vs. UVA) ... was in on 58 plays with two big blocks ... (vs. GT) ... started and was in on 55 plays with one big block ... (vs. FIU) ... started at right tackle and posted two big blocks in 64 plays ... did not allow a sack ... (vs. WVU) ... appeared on 74 plays at right tackle with two big blocks.

ISAIAH GARDNER




CB • 5-11 • 194 • Jr.
Virginia Beach, Va.
(Salem HS/Notre Dame)

A versatile defensive back who has cemented his role at the starting cornerback spot and has contributed in all phases of the defense ... has the fifth most tackles on the team (57) and tied for second on the team in breakups (4) ... **Season:** (vs. WF) ... earned his first career interception while matching his career-high with eight tackles (four solo) ... (vs. BC) ... recorded two solo tackles ... (vs. Miami) ... forced the fumble on the punt which, after the J.J. Justice recovery, sealed the win ... also recorded seven tackles (five solo) ... (vs. Clemson) ... notched seven tackles (six solo) ... (vs. FSU) ... recorded five tackles (four solo) and a pass breakup ... (vs. NC St.) ... notched five tackles (three solo) ... (vs. UVA) ... sparked the team's turnaround with his fumble recovery at the one-yard line on the muffed punt in the third quarter ... also notched three tackles ... (vs. GT) ... notched five tackles (four solo) ... (vs. FIU) ... posted two solo tackles and a pass breakup ... (vs. WVU) ... notched two tackles, one solo ... (vs. MT) ... led the team with a career-best eight tackles, four unassisted ... also broke up two passes, one in the back of the end zone in the third quarter.

Defense	G-GS	UT	AT	TT	TFL	Sacks	FC	FR	PBU	Int.
2006	12-12	38	19	57	0-0	0-0	1	1	4	1
Career	22-13	47	25	72	0-0	0-0	1	1	6	1

JASON GOODE



TE • 6-3 • 233 • Jr.
Baltimore, Md.
(Woodlawn HS)


A solid pass-catching tight end who has made his presence felt off the bench ... has good size, good hands and runs well ... ranks sixth on the team in receptions (12) ... **Season:** (vs. WF) ... caught one pass for 19 yards ... (vs. BC) ... caught one pass for seven yards ... (vs. Miami) ... caught one pass for a two-yard loss ... (vs. Clemson) ... led the team in receiving yards, with three catches for 75 yards



... made a 57-yard grab over the middle to the 4-yard line ... (vs. NC St.) ... caught one pass for a three-yard gain ... (vs. UVA) ... caught one pass for 13 yards ... (vs. GT) ... had a breakout game, catching four passes for 33 yards, including an 18-yard catch over the middle on third down.

Receiving	G-GS	Rec.	Yds.	Avg.	TO	Long
2006	11-0	12	148	12.3	0	57
Career	21-0	19	188	9.9	0	57

DAN GRONKOWSKI




TE • 6-6 • 266 • So.
Amherst, N.Y.
(Williamsville North HS)

A blocking tight end who has shared starting tight end duties ... originally joined the team as a quarterback ... voted to the ESPN The Magazine Academic All-District II team ... **Season:** (vs. WF) ... played but did not record any statistics ... (vs. Miami) ... started but did not record any statistics ... (vs. FSU) ... caught his first career touchdown on his lone reception, a two-yard pass to the back right corner of the end zone ... (vs. NC St.) ... recorded his third career start, but did not record any statistics ... (vs. GT) ... started but did not record any statistics ... (vs. W&M) ... had one reception for a 9-yard gain.

Receiving	G-GS	Rec.	Yds.	Avg.	TO	Long
2006	12-5	2	11	5.5	1	9
Career	17-5	4	48	12.0	1	25

JOEY HAYNOS



TE • 6-7 • 267 • Jr.
Rockville, Md.
(Gonzaga College HS)

An honorable mention All-ACC choice tight end this season and one of Sam Hollenbach's primary targets in the passing game ... second-leading receiver on the team with 34 receptions and 338 receiving yards ... **Season:** (vs. WF) ... recorded two catches for 33 yards ... (vs. BC) ... caught six passes for 45 yards ... (vs. Clemson) ... led the team with six catches for 52 yards ... (vs. FSU) ... caught one pass for a nine-yard gain ... (vs. UVA) ... caught two passes for 28 yards ... the first was a 21-yard reception over the middle in the first quarter ... (vs. GT) ... grabbed two passes for 13 yards, including a three-yard catch under the goalposts for the team's first offensive TD of the game ... (vs. FIU) ... started and caught one pass for 10 yards ... (vs. WVU) ... had a career day, with his first touchdown of the season and second career, as well as career highs with







eight catches and 51 yards ... (vs. MT) ... led the team in receptions and receiving yards, catching three balls for 45 yards ... had a 22-yard reception in the first quarter ... (vs. W&M) ... had one reception for 42 yards ... reception was a career-long ... catch came on a strike down the sideline from Hollenbach on 1st down in the first quarter, setting up the Terps' first TD of the game.

Receiving	G-GS	Rec.	Yds.	Avg.	TD	Long
2006	12-8	34	338	9.5	2	42
Career	29-8	35	341	9.3	3	42

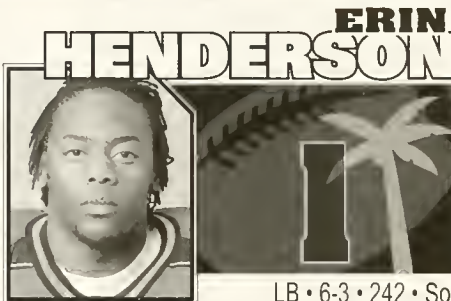
BARROD HEGGS



LEO • 6-2 • 265 • Fr.
Garden City, Ga.
(Groves HS)

A promising first-year player who has seen limited action on the defensive line ... **Season:** (vs. WF) ... did not play ... (vs. Miami) ... notched two tackles (one solo) ... (vs. FIU) ... posted two tackles, one solo, and a half-TFL, the first of his career ... (vs. MT) ... posted two solo tackles and a quarterback hurry ... (vs. W&M) ... recorded one tackle ... brought down Elijah Brooks for the final play of the first half.

Defense	G-GS	UT	AT	TT	TFL	Sacks	FC	FR	PBU	Int.
2006	7-1	4	2	6	0.5-2	0-0	0	0	0	0
Career	7-1	4	2	6	0.5-2	0-0	0	0	0	0



ERIN HENDERSON

LB • 6-3 • 242 • So.
Aberdeen, Md.
(Aberdeen HS)

A second team All-ACC honoree one season after tearing his left ACL ... has emerged as one of the defensive leaders ... the Terps' leading tackler who ranked second in the league and 21st nationally in stops (9.2 pg) ... averaged 12.4 stops over the last five regular-season games ... had a career-high 18 stops in the win over Clemson ... has also picked off two passes and forced a pair of fumbles on the year ... **Season:** (vs. WF) ... recorded 11 tackles (three solo) in leading the defense for the second straight game ... (vs. BC) ... led the defense with nine tackles (six solo) ... (vs. Miami) ... recorded his fifth-straight game with double-digit tackles, with 13 tackles (four solo) and a half TFL ... (vs. Clemson) ... led the defensive effort with 18 tackles (nine solo) and a forced fumble, which on a controversial call, was recovered by the offense on its own six-inch line ... (vs. FSU) ... had 12 tackles, including 10 solo to lead the defense ... had one TFL for one yard ... (vs. NC St.) ... notched 10 tackles (three solo) and intercepted a pass for the second straight week ... (vs. UVA) ... had 10 tackles (four solo) ... intercepted and returned the ball 45 yards for the deciding touchdown in the four quarter ... (vs. GT) ... notched eight tackles with five solo ... (vs. FIU) ... notched two tackles ... (vs. WVU) ... posted six tackles, two solo, and forced a fumble ... one of his assisted tackles came for a loss ... (vs. MT) ... notched seven tackles, five unassisted ... three of his tackles were for a loss ... the first



came on MTSU's first carry of the game ... (vs. W&M) ... made successful return from 2005 knee injury to start his first career game ... posted five total tackles (four solo) ... notched his first career sack late in the third quarter.

Defense	G-GS	UT	AT	TT	TFL	Sacks	FC	FR	PBU	Int.
2006	12-11	55	56	111	6.5-13	1-0.5	2	0	1	2
Career	11-10	55	56	111	6.5-13	1-0.5	2	0	1	2

STEPHON HEYER




OT • 6-6 • 320 • Sr.
Lawrenceville, Ga.
(Brookwood HS)

A fifth-year senior who earned honorable mention All-ACC honors this season after coming back from a left ACL tear at the start of 2005 ... has helped lead the offensive line throughout the season in protecting QB Sam Hollenbach and blocking for the rushing attack ... started all 12 regular-season games at left tackle ... scheduled to play



in the 2007 Hula Bowl ... **Season:** (vs. WF) ... started and recorded the highest offensive line grade, with three big blocks ... (vs. BC) ... started and recorded one big block in 74 plays ... (vs. Miami) ... started and was in on 34 plays ... (vs. Clemson) ... recorded one big block in 54 plays ... (vs. FSU) ... started and scored the highest offensive line grade ... (vs. NC St.) ... started and was in on 50 plays with no missed assignments or sacks allowed ... (vs. UVA) ... was in on 51 plays with one big block and no sacks allowed ... (vs. GT) ... started and was in on a team-high 58 plays ... (vs. FIU) ... started at left tackle and notched one big block ... (vs. WVU) ... was in on a team-high 98 plays with four big blocks ... (vs. MT) ... opened the hole on Lance Ball's two-yard touchdown ... (vs. W&M) ... posted three big blocks and 59 points, highest among the offensive line.



DARRIUS HEYWARD-BEY





WR • 6-2 • 206 • Fr.
Silver Spring, Md.
(McDonogh School)

One of the nation's most explosive young receivers ... earned a number of postseason honors, including first-team freshman All-American by *The Sporting News* and *Rivals.com* ... also a second team All-ACC honoree ... collected first-team All-Freshman ACC by *The Sporting News* ... leads the team with 41 receptions and a Terps' freshman record 613 receiving yards ... also hauled in a team-high four TD passes ... shattered the school record for longest play with his 96-yard touchdown catch vs. Miami ... sixth in the ACC in receiving yards per game, and tenth in receptions per game ... **Season:** (vs. WF) ... recorded three receptions for 37 yards ... (vs. BC) ... caught four passes for 37 yards ... (vs. Miami) ... provided the spark in the offense, marking a career day with five catches and 175 yards and two TDs of 65 and 96 yards each ... the

latter was the longest in school history ... (vs. Clemson) ... caught four passes for 18 yards ... (vs. FSU) ... caught the first two touchdowns of his career with 57 yards receiving on three catches ... the first score was a 5-yard pass that was set up by his 22-yard catch on the same drive ... later in the game he raced 30 yards for the game-deciding score ... (vs. NC St.) ... caught two passes for 36 yards ... (vs. UVA) ... caught a team-high five passes for 39 yards ... (vs. GT) ... caught five passes for 111 yards, nearly equaling his previous season total of 113 ... streaked down the left sideline for 57 yards before being tackled at the GT 6-yard line inside the two minute mark in the fourth quarter ... (vs. FIU) ... earned his first career start and notched four catches for a team-high 35 yards ... (vs. WVU) ... caught five passes for 49 yards ... (vs. MT) ... made his first career reception, a 19-yard gain ... the catch came on a screen which he turned upfield for a first down ... (vs. W&M) ... saw first career game action.

Receiving	G-GS	Rec.	Yds.	Avg.	TD	Long
2006	12-9	41	613	15.2	4	96
Career	12-9	41	613	15.2	4	96

SAM HOLLENBACH



QB • 6-4 • 214 • Sr.
Sellersville, Pa.
(Pennridge HS)

A veteran fifth-year quarterback who has guided the team to its best season since 2003 ... ranks third in the league and 46th in NCAA in pass efficiency (128.1 rating), third in the ACC with 179.0 ypg passing and third in the league and 62nd nationally in total offense (179.6 ypg) ... has completed 61.6 percent of his passes, which is the highest season completion percentage for a Terps' QB since Scott Milanovich in 1995 (665 in 7 games) ... has

posted 13 touchdowns this season, moving into a tie for fourth-place on the Maryland career chart with 26 ... also ranks fifth on the Terps career passing yards list (4,916) ... **Season:** (vs. WF) ... completed 14-of-26 passes with one touchdown ... also rushed three times for two yards ... (vs. BC) ... completed a career-high 27-of-42 passes for 249 yards and rushed three times for 10 yards ... (vs. Miami) ... entered the school record books with the longest pass play in Maryland history with his 96-yard strike to Heyward-Bey for the game's deciding touchdown ... finished his day 11-for-16 with 202 yards and two TDs ... (vs. Clemson) ... completed 23-of-34 passes for 247 yards with one TD ... at one point in the game, had completed 12 consecutive passes ... also rushed for 11 yards, including a crucial fourth-down conversion on the game-winning drive ... (vs. FSU) ... connected on 12-of-20 passes for 131 yards and three touchdowns ... the three-TD effort was his first since 11/12/05 at North Carolina ... (vs. NC St.) ... had a very efficient day passing, completing 7-of-9 attempts for 115 yards and a touchdown on a four-yard pass to Josh Allen ... also put up career numbers rushing, with seven attempts for 62 yards, including a 20-yard dash that set up a TD ... (vs. UVA) ... led the team to the biggest comeback in 13 years, completing 17-of-28 attempts for 171 yards ... scored on a three-yard rush around the right tackle for a TD ... (vs. GT) ... had one of his strongest offensive outings this season, completing 16-of-24 passes for 190 yards and a touchdown ... his 57-yard strike to Heyward-Bey gave the Terps the ball inside the 10-yard line late in the fourth quarter (vs. FIU) ... completed 17-of-30 passes for 158 yards and two touchdowns ... longest play was a 21-yard throw to Josh Allen in the second quarter ... connected with Allen earlier in the game on a screen for a 14-yard TD ... found Isaiah Williams in the end zone for a five-yard TD with 10 seconds remaining in the first half ... (vs. WVU) ... completed 24-



of-45 passes for 211 yards with two touchdowns and two interceptions ... connected with Joey Haynos for a six-yard score, his first TD pass of the season ... later found Isaiah Williams for a 35-yard touchdown strike ... (vs. W&M) ... completed 9-of-14 passes for 153 yards with no TDs or interceptions ... set up all three of the Terps's scores with long passes (a 42-yarder to TE Joey Haynos and a 38-yarder to Danny Oquendo in the first quarter and a 47-yarder to Isaiah Williams in the second).

Passing	G-GS	Att.	Comp.	Int.	Yds.	Pct.	TO	LP
2006	12-12	305	188	12	2,148	.616	13	96
Career	27-23	655	402	26	4,916	.614	26	96

Rushing	G-GS	Att.	Net	Avg.	TO	LP
2006	12-12	49	2	0.0	2	20
Career	27-23	129	(-33)	(-0.3)	4	22

**DAVID
HOLLOWAY**



LB • 6-2 • 230 • Sr.
Stephentown, N.Y.
(Albany Academy)

The lone returning starter at linebacker entering the 2006 campaign ... veteran who has provided support on the run and pass defense, including 1.5 sacks and a forced fumble ... his 186 career tackles rank first on the team among active players ... ranks T-25th in the ACC in tackles ... **Season:** (vs. WF) ... posted seven tackles (three solo)



... (vs. BC) ... notched five solo tackles ... (vs. Miami) ... recorded six tackles (three solo) ... (vs. Clemson) ... posted six solo tackles ... (vs. FSU) ... notched seven tackles (four solo) with two TFL, including a sack ... hurried the QB on the play in the final minutes which caused an intentional grounding penalty, leading to the blocked field goal ... (vs. NC St.) ... recorded six tackles (one solo) and combined with Rick Costa for a sack ... (vs. UVA) ... posted six tackles (two solo) and a TFL ... (vs. GT) ... led the team with 10 tackles, six solo, matching his career-high ... (vs. FIU) ... posted four tackles (three solo) and a TFL ... (vs. WVU) ... led the team with nine tackles (five solo) ... recorded a tackle for a five-yard loss ... also forced a fumble ... (vs. W&M) ... recorded four tackles ... spent time at both "Sam" and the LEO position for the first time in his career.

Defense	G-GS	UT	AT	TT	TFL	Sacks	FC	FR	PBU	Int.
2006	12-10	39	31	70	4.5-18	1.5-5	1	0	0	0
Career	36-33	101	85	186	13.0-56	6.0-37	3	2	4	1



**J.P.
HUMBER**

TB • 6-0 • 221 • Sr.
Lakeland, Fla.
(George Jenkins HS)

A senior tailback who saw action in the first six games of the season before missing the remainder of the year due to injury ... a strong downhill runner who has quickness for his size ... **Season:** (vs. WF) ... did not play ... (vs. FIU) ... played but did not record any statistics ... (vs. W&M) ... rushed once for a two-yard gain in the fourth quarter ... was one of four tailbacks to get in as early as the second quarter.

Rushing	G-GS	Att.	Net	Avg.	TO	LP
2006	6-0	1	2	2.0	0	2
Career	19-0	25	140	5.6	0	37

**CORY
JACKSON**



FB • 6-0 • 240 • Fr.
Morgantown, W.Va.
(University HS)

A powerful blocker and pass-catcher out of the backfield ... has excelled as the starting fullback role after taking over for Tim Cesa who missed the final month of the season due to injury ... lone true freshman to earn playing time this season ... has also performed solidly throughout the season in the special teams corps ... **Season:** (vs. WF) ... started and caught one pass for four yards ... (vs. BC) ... caught one pass for 13 yards, a career-long ... (vs. Miami) ... made his second straight start ... (vs. Clemson) ... recorded his first career start in place of the injured Tim Cesa ... (vs. FSU) ... split time with Tim Cesa at the fullback position and caught one pass for six yards, the first reception of his career ... (vs. UVA) ... played on special teams, recording his second career tackle ... (vs. GT) ... played on special teams, and recorded a punishing tackle on the opening kickoff ... (vs. FIU) ... saw time as the backup fullback ... (vs. WVU) ... saw action in goal line situations, playing his first collegiate game in his hometown ... (vs. W&M) ... lone true freshman to get in the first game ... saw time as the backup fullback.



Rushing	G-GS	Att.	Net	Avg.	TD	LP
2006	10-4	0	0	0.0	0	0
Career	10-4	0	0	0.0	0	0

Receiving	G-GS	Rec.	Yds.	Avg.	TD	Long
2006	10-4	3	23	7.7	0	13
Career	10-4	3	23	7.7	0	13

JUSTICE
30



S • 6-1 • 219 • Jr.
Lisbon, Conn.
(Norwich Free Academy)

A big, athletic defensive back who has seen action in all 12 games as a reserve ... has a good combination of size and speed ... made the game-deciding play in the win over Miami when he recovered a fumbled punt in the closing seconds ... **Season:** (vs. WF) ... recorded one tackle ... (vs. BC) ... played but did not record any statistics ... (vs. Miami) ... recovered the muffed punt in the closing seconds of the game to seal the victory ... (vs. Clemson) ... posted one tackle ... (vs. FSU) ... recorded three tackles (two solo) ... (vs. NC St.) ... notched his second career interception ... (vs. UVA) ... notched a solo tackle ... (vs. GT) ... posted three solo tackles and a pass breakup ... (vs. FIU) ... notched three tackles, two solo ... (vs. MT) ... recorded four tackles, one solo, as well as his first career interception ... returned the interception 15 yards up the middle before being stripped on the right sideline ... (vs. W&M) ... recorded a career-high five tackles (four solo) ... had a special teams tackle, making the stop on the opening kickoff at the 19-yard line.

Defense	G-GS	UT	AT	TT	TFL	Sacks	FC	FR	PBU	Int.
2006	12-0	13	8	21	0-0	0-0	0	1	1	2
Career	34-1	19	14	33	0-0	0-0	0	1	1	2

WESLEY JEFFERSON




35

LB • 6-2 • 233 • Jr.
Clinton, Md.
(Gwynn Park HS)

An instinctive player who has found his way to the ball throughout his career ... along with Erin Henderson, has established a staunch presence in the linebackers corps... ranks third in the ACC in tackles (8.9 per game) ... his three sacks rank third on the team ... his 175 career tackles rank second on the team among active players ... **Season:** (vs. WF) ... notched nine tackles (five solo), including a TFL of six yards and a QB hurry ... Third in the ACC in tackles ... (vs. BC) ... recorded eight tackles (four solo), including a TFL ... (vs. Miami) ... set a new career mark with 14 tackles (seven solo), including 1.5 TFL and a half-sack ... (vs. Clemson) ... notched seven tackles (three solo) ... (vs.

FSU) ... recorded four tackles ... (vs. NC St.) ... recorded 13 tackles (seven solo), as well as a QB hurry which forced fourth down ... (vs. UVA) ... led the defense with 12 tackles (four solo) ... earned a TFL when he combined with David Holloway to force fourth down in the third quarter ... (vs. GT) ... notched nine tackles, six solo, as well as a sack ... (vs. FIU) ... led the team with seven tackles (four solo) ... also posted 1.5 TFLs and a QB hurry ... (vs. WVU) ... notched six tackles, including one for a loss, and recovered a fumble ... (vs. MT) ... recorded seven tackles, three solo and two tackles for loss ... teamed up with Conrad Bolston for a sack and posted two QB hurries ... (vs. W&M) ... notched a team-high 11 tackles ... brought down the Tribe quarterback for an eight-yard loss late in the first quarter, his first sack of the season.

Defense	G-GS	UT	AT	TT	TFL	Sacks	FC	FR	PBU	Int.
2006	12-12	49	58	107	10.0-38	3.0-21	0	1	0	0
Career	31-13	71	104	175	13.0-47	3.0-26	1	3	0	0



27 SPORTS • 1 TEAM

TERRAPINS

**KEON
LATTIMORE**



21

TB • 5-11 • 221 • Jr.
Owings Mills, Md.
(Mt. St. Joseph HS/Hargrave M.A.)

A big, powerful back who has the ability to elude defenders and flash bursts of quickness ... has provided a spark in the Terps' rushing attack, appearing in all 12 games and averaging 4.7 yards per carry ... eclipsed the century mark twice this year, including a career-best 119 yards in the final game of the regular season ... **Season:** (vs. WF) ... set a new career mark with 23 carries for 119 yards and scored once ... (vs. BC) ... rushed 13 times for 40 yards and caught six passes for 34 yards ... (vs. Miami) ... rushed five times for 12 yards ... (vs. Clemson) ... carried 10 times for 38 yards, with 33 of those coming in the fourth quarter ... (vs. FSU) ... gained 43 yards rushing on 10 carries, with a 28 yard dash in the first quarter that helped set up a field goal ... also caught two passes for 25 yards ... (vs. NC St.) ... rushed 10 times for 35 yards and caught three passes for 72 yards, accounting for nearly two-thirds of the team's passing offense ... his 34-yard gain on a screen pass in the second quarter set a new career best ... (vs. UVA) ...



had a career day, accounting for 151 yards of offense ... rushed 15 times for 114 yards and a 56-yard touchdown run which gave the Terps a 21-20 lead, one it would not relinquish ... caught three passes for 37 yards, including a 14-yard grab in the second quarter on a shovel pass from Hollenbach ... (vs. GT) ... caught one pass for 10 yards ... (vs. FIU) ... rushed eight times for 38 yards ... also caught one pass for six yards ... (vs. WVU) ... rushed 15 times for 42 tough yards, including a 16-yard run up the middle for a first down in the third quarter ... (vs. MT) ... carried the ball 13 times for 86 yards ... his 24-yard dash on the team's second offensive play was the longest rush of the game ... also caught two passes for 20 yards, including a nine-yard first down catch to open the fourth quarter ... (vs. W&M) ... rushed 13 times for 89 yards ... scored a touchdown on a one-yard carry in the first quarter ... posted a then-career-long 34-yard rush where he found a gap and burst down the left sideline in the third quarter.

Rushing	G-GS	Att.	Net	Avg.	TD	LP
2006	12-2	140	658	4.7	3	56
Career	24-4	205	854	4.2	6	56

Receiving	G-GS	Rec.	Yds.	Avg.	TD	Long
2006	12-2	20	210	10.5	0	14
Career	24-4	25	212	8.5	0	14

**DRE
MOORE**



92

DT • 6-4 • 312 • Jr.
Charlotte, N.C.
(Independence HS)

A defensive stopper who has appeared in all 12 games and provided a strong interior pass rush ... has a good combination of size, speed and agility ... his 7.5 tackles for loss rank third on the team ... has a team-high tying 3.5 sacks ... his 45 stops are tops among defensive linemen ... **Season:** (vs. WF) ... notched six tackles (two solo) ... (vs. BC) ... recorded one tackle ... (vs. Miami) ... set a new career mark with eight tackles (three solo), including 2.0 TFL ... (vs. Clemson) ... recorded three tackles (two solo) and a TFL ... (vs. FSU) ... posted three solo tackles and a sack ... (vs. NC St.) ... started at DT and posted four tackles (one solo) ... (vs. UVA) ... notched four tackles (three solo, including one for a loss) ... (vs. FIU) ... notched one tackle ... (vs. GT) ... posted one solo tackle ... (vs. WVU) ... posted four tackles, one solo ... had a sack and a tackle for a one-yard loss ... (vs. MT) ... notched six tackles, three unassisted ... two of those came on his first and second sacks of the season ... (vs. W&M) ... recorded four tackles ... brought down a Tribe ball carrier for a three-yard loss, forcing a 4th down.

Defense	G-GS	UT	AT	TT	TFL	Sacks	FC	FR	PBU	Int.
2006	12-6	21	24	45	7.5-15	3.5-6	0	0	0	0
Career	40-9	35	40	75	10.0-24	4.5-8	0	0	0	0

**JEREMY
NAVARRE**



40

DE • 6-3 • 263 • So.
Joppatowne, Md.
(Joppatowne HS)


A converted fullback who has emerged as one of the top pass rushers on the team ... has started all but one game this season ... has good hands and plays with good leverage ... ranks tied for first on the team in sacks with 3.5 ... his 8.5 tackles for loss are second on the squad ... **Season:** (vs. WF) ... recorded three tackles (one solo) ... (vs. BC) ... notched six tackles (four solo), a TFL and a pass breakup ... (vs. Miami) ... recorded five tackles, including 1.0 TFL and a half-sack ... (vs. Clemson) ... notched seven tackles (four solo) and a TFL ... (vs. FSU) ... proved the hero of the game, blocking a FG attempt with 49 seconds remaining which sealed the victory ... recorded five tackles (three solo) and 2.5 TFL for a total of 12 yards, including a eight yard sack ... made two plays on defense which led to Terp touchdowns, forcing a fumble in the first quarter and also stopping the runner on fourth down in the third quarter ... (vs. NC St.) ... recorded one tackle ... (vs. UVA) ... had two tackles, one solo ... the solo tackle came on a sack for a four-yard loss, his first career sack ... (vs. GT) ... recorded five tackles, one solo ... (vs. FIU) ... notched four tackles, two solo ... had 1.5 TFLs for a total of seven yards ... (vs. WVU) ... posted four tackles, including one for a one-yard loss.

Defense	G-GS	UT	AT	TT	TFL	Sacks	FC	FR	PBU	Int.
2006	12-11	16	28	43	8.5-31	3.5-17	1	0	1	0
Career	23-21	23	46	69	11.0-40	3.5-17	1	0	2	0





DANNY OQUENDO



WR • 6-0 • 188 • So.
Hackensack, N.J.
(Hackensack HS)


A dual threat as both punt returner and wide receiver, with strong contributions in both areas ... ranked sixth in the ACC, 42nd nationally, in punt return average with an 8.9 yard average... also caught two touchdowns as the slot receiver ... **Season:**(vs. *WF*) ... caught two passes for 11 yards ... (vs. *BC*) ... led the team in receiving with six catches for 65 yards and a touchdown ... the score came on Josh Allen's halfback option pass from the nine-yard line ... (vs. *Miami*) ... caught two passes for 16 yards ... (vs. *Clemson*) ... caught five passes for 36 yards and the team's lone TD, the first of his career ... the score was an eight-yard grab in the second quarter ... (vs. *FSU*) ... proved invaluable in the special teams unit, returning three punts for 85 yards, including a 45-yarder in the second quarter that set up a touchdown ... also rushed 18 yards on an end-around play ... (vs. *NC St.*) ... caught the inside kick that preserved the victory in the fourth quarter ... also

handled punt return duties ... (vs. *UVA*) ... recorded three catches for 41 yards ... one of his receptions was a 20-yard grab over the middle for a first down ... (vs. *GT*) ... caught two passes for 21 yards, including a 17-yard reception ... (vs. *FIU*) ... caught three passes for 18 yards ... also handled punt return duties, with five returns for a 15.0-yard average ... his 37-yard return in the second quarter set a new career-long ... was one defender from his first return for a TD ... (vs. *WVU*) ... caught three passes for 40 yards ... rushed once on a reverse for 21 yards ... (vs. *W&M*) ... caught three passes for 55 yards, both career bests ... hooked up with Sam Hollenbach for a career-long 38 yard strike in the first quarter ... was forced out at the one-yard line but the play set up TD run by Keon Lattimore ... also handled the Terps punt return duties for the first time in his career.

Receiving	G-GS	Rec.	Yds.	Avg.	TD	Long
2006	12-5	31	318	10.3	2	38
Career	23-6	34	338	9.9	2	38

Rushing	G-GS	Att.	Net	Avg.	TD	LP
2006	11-5	3	23	7.3	0	21
Career	22-6	3	23	7.3	0	21

DAVE PHILISTIN



LB • 6-2 • 223 • So.
Manchester, N.H.
(Manchester Central HS)

An athletic reserve linebacker who has appeared in every game ... one of the team's fastest linebackers ... **Season:** (vs. *WF*) ... played but did not record any statistics ... (vs. *BC*) ... recorded two solo tackles, including a TFL of five yards ... (vs. *Clemson*) ... notched three tackles (two solo) and a TFL ... (vs. *FSU*) ... recorded two tackles, one solo ... (vs. *NC St.*) ... posted three tackles (two solo), including a two-yard TFL ... (vs. *UVA*) ... notched two solo tackles ... (vs. *GT*) ... recorded one tackle ... (vs. *WVU*) ... notched two tackles, one solo, and one TFL ... (vs. *MT*) ... recorded three tackles, one solo with one TFL ... (vs. *W&M*) ... posted a career-high seven tackles, second highest on the team ... brought down a Tribe runner for a two-yard loss in the fourth quarter.

Defense	G-GS	UT	AT	TT	TFL	Sacks	FC	FR	PBU	Int.
2006	12-2	15	10	25	5	5-15	0-0	0	0	0
Career	22-2	20	12	32	6	0-15	0-0	0	0	0

ADAM PODLESH



P • 5-11 • 205 • Sr.
Pittsford, N.Y.
(Pittsford Sutherland HS)


A four-year starter who has earned All-ACC accolades each season, including second-team honors this year ... the only player in school history to claim All-ACC honors four times ... a two-time Ray Guy Award semifinalist who this season has averaged 43.1 yards per kick, ranking 2nd in the ACC and 20th nationally, with 21 landing inside the 20-yard line and eight of those inside the 10 ... also serves as the holder on place-kicking attempts ... ranks second in school history in punting yardage (9,157) ... a consensus preseason All-ACC choice this season... scheduled to play in the 2007 Senior Bowl ... **Season:** (vs. *WF*) ... punted twice for a 32.0-yard average with one landing inside the 20... (vs. *BC*) ... punted three times for an average of 38.3 yards ... (vs. *Miami*) ... moved into second place on the school's career punting yards list, with eight kicks for a 41.5-yard average ... four of those landed inside the 20, and landed one at the two-yard line ... (vs. *Clemson*) ... punted six times for a 43.3-yard average, with two of his punts landing inside the 10-yard line ... (vs. *FSU*) ... boomed five punts for a 44.8-



yard average, including a 62-yarder (a season-long) and two landing inside the 20-yard line ... (vs. NC St.) ... had an outstanding day punting, averaging 48.0 yards per attempt, with one inside the 20-yard line ... (vs. UVA) ... notched two solo tackles ... (vs. GT) ... boomed three punts for a 45.7-yard average, including a 57-yarder in the 4th quarter ... (vs. FIU) ... punted seven times for a 42.6-yard average, with three punts inside the 20 ... set a season-long with a 60-yard boot ... (vs. WVU) ... punted twice for a 43.0-yard average, with both landing inside the 10-yard line ... his first attempt rolled out at the four-yard line ... (vs. W&M) ... punted four times for a 46.2-yard average ... landed three punts inside the 20-yard line and two punts inside the 10, with one being downed at the 7 and another rolling out at the 3 ... his longest effort of the game tallied 58 yards.

Punting	G	Punts	Yds.	Avg.	LG.	I20	I10
2006	12-12	52	2,243	43.1	62	21	8
Career	47-47	212	9,157	43.2	70	79	34


DANE RANDOLPH



75

OT • 6-5 • 285 • So.
Columbia, Md.
(Wilde Lake HS)

A reserve offensive lineman who moved over from the defensive side in his first year ... earned his only start of the season at Boston College ... **Season:** (vs. WF) ... played and notched two big blocks in 28 plays ... (vs. BC) ... started and saw action on 67 plays, with three big blocks ... (vs. Miami) ... saw action on two plays ... (vs. FSU) ... saw action on five plays, recording one big block ... (vs. UVA) ... saw action on six plays ... (vs. FIU) ... saw action at right tackle and notched one big block ... (vs. WVU) ... started at right tackle ... (vs. W&M) ... started at right tackle, posting two big blocks ... was in on a team-high 59 plays.



JORDAN STEFFY



19


QB • 6-1 • 214 • So.
Leola, Pa.
(Conestoga Valley HS)

An intelligent, athletic quarterback who saw action in opening game of the season and has served as the team's backup ... **Season:** (vs. W&M) ... saw first game action since 2004 season ... was 0-for-5 passing with an interception.

Passing	G-GS	Att.	Comp	Int	Yds.	Pct.	TO	LP
2006	1-0	5	0	1	0	000	0	0
Career	7-0	37	12	2	132	.324	0	43

Rushing	G-GS	Att.	Net	Avg.	TD	LP
2006	1-0	2	0	0.0	0	1
Career	7-0	26	(-31)	(-1.2)	0	14

RICHARD TAYLOR



9

CB • 5-10 • 194 • So.
Centreville, Va.
(Centreville HS)

A reserve defensive back who has played in 11 games on the special teams unit ... a sprinter for the Terps track team in spring of 2006 ... **Season:** (vs. WF) ... played but did not record any statistics ... (vs. NC St.) ... saw action but did not record any statistics ... (vs. FIU) ... notched one tackle ... (vs. MT) ... recorded two tackles, one unassisted ... (vs. W&M) ... recorded a career-high three unassisted tackles ... also broke up a pass, the first of his career.

Defense	G-GS	UT	AT	TT	TFL	Sacks	FC	FR	PBU	Int.
2006	11-0	4	2	6	0-0	0-0	0	0	1	0
Career	18-0	4	3	7	0-0	0-0	0	0	1	0



JAIMIE THOMAS



76

OG • 6-4 • 328 • So.
Harrisburg, Pa.
(Bishop McDevitt HS)

A reserve offensive lineman who saw action in every game this season, starting the final two contests ... very physical, athletic player ... **Season:** (vs. WF) ... started and recorded three big blocks on 58 plays ... (vs. BC) ... started and saw action on 75 plays ... (vs. Miami) ... saw action on 23 plays ... (vs. Clemson) ... played and was in on 30 plays ... (vs. FSU) ... saw action on 25 plays ... (vs. NC St.) ... saw action and recorded the offensive line's highest grade in 16 plays, notching two big blocks ... (vs. UVA) ... saw time and recorded the team's highest grade ... (vs. FIU) ... saw game action in 14 plays, not allowing a sack or missed assignment ... (vs. WVU) ... was in on 16 plays ... (vs. MT) ... offensive line grades not currently available for this game ... (vs. W&M) ... saw action on 14 plays.


**CHRISTIAN
WARNER**



FS • 5-11 • 196 • Jr.
Baltimore, Md.
(Randallstown HS)

A heady, instinctive player who has started all 12 games this season ... one of two returning starters in the defensive backfield from 2005 ... has appeared in all 34 games over the last three seasons, starting 22 of the last 23 games ... sealed this year's win over Florida International with his interception in the endzone ... **Season:** (vs. WF) ... recorded five tackles, with one-half TFL for three yards ... (vs. BC) ... notched five solo tackles ... (vs. Miami) ... recorded three tackles (two solo) ... (vs. Clemson) ... posted seven tackles (three solo)(vs. FSU) ... notched eight tackles (six solo) and a pass breakup ... (vs. NC St.) ... recorded four tackles (two solo) and a pass breakup ... (vs. UVA) ... notched four tackles (three solo) ... (vs. GT) ... posted four tackles, three solo ... (vs. FIU) ... recorded the game-ending interception in the end zone ... also posted two tackles, one solo ... (vs. WVU) ... started and notched five tackles, two solo ... (vs. MT) ... recorded six tackles, five solo ... (vs. W&M) ... posted two unassisted tackles ... brought down a Tribe ball carrier for a one-yard gain, forcing a punt.

Defense	G-GS	UT	AT	TT	TFL	Sacks	FC	FR	PBU	Int.
2006	12-12	34	21	55	0.5-3	0-0	0	0	2	1
Career	34-22	65	44	109	1.5-4	0-0	1	0	5	4



**EDWIN
WILLIAMS**





C • 6-2 • 318 • So.
Washington, D.C.
(DeMatha HS)

A second-year player who established himself as the starting center this season ... started every game this season ... has impressed coaches with his strength and work ethic ... **Season:** (vs. WF) ... started and was in on 53 plays with two big blocks ... (vs. BC) ... started and was in on a team-high 78 plays ... (vs. Miami) ... started and was in on 35 plays ... (vs. Clemson) ... played on a team-high 59 plays ... (vs. FSU) ... started and was in on 50 plays ... (vs. NC St.) ... started and was in on 50 plays ... (vs. UVA) ... saw action on a team-high 59 plays ... (vs. GT) ... started and was in on 56 plays, with no sacks allowed ... (vs. FIU) ... started at center and was in on a team-high 73 plays, with one big block ... (vs. WVU) ... started at center and was in on 71 plays ... (vs. W&M) ... first career start ... posted one big block in 51 plays.



**DREW
WEATHERLY**




WR • 6-3 • 216 • Sr.
Georgetown, Del.
(Sussex Central HS)

A senior wide receiver with good size and hands who has seen limited action due to injury ... **Season:** (vs. WF) ... played but did not record any statistics ... had not played since Georgia Tech due to injury (foot) ... (vs. UVA) ... caught his first pass of the season, a one-yard reception ... (vs. GT) ... saw first game action of the season but did not record any statistics.

Receiving	G-GS	Rec.	Yds.	Avg.	TD	Long
2006	3-0	1	1	1.0	0	1
Career	24-2	20	187	9.4	1	18



**ISAIAH
WILLIAMS**



84

WR • 6-2 • 200 • So.
Montclair, N.J.
(Bergen Catholic HS)

A blazing-fast wide receiver who has started every game this season ... has grabbed three touchdowns en route to becoming the team's fourth-leading receiver with 25 receptions ... **Season:** (vs. WF) ... caught three passes for 65 yards and a touchdown ... the score came from five yards out after a 48-yard catch he made earlier in the drive ... (vs. BC) ... caught two passes for 41 yards ... (vs. Miami) ... played but did not record any statistics ... (vs. Clemson) ... caught five passes for 66 yards ... (vs. FSU) ... caught two passes for 12 yards ... (vs. UVA) ... caught one pass for 13 yards ... (vs. FIU) ... caught four passes for 27 yards and his second career touchdown ... the score came on a five-yard strike with 10 seconds to go in the first half as he snuck his feet inside the pylon on the left side on a third down ... (vs. WVU) ... posted four receptions for 53 yards and his first career touchdown ... the touchdown came on a 35-yard pass which he pulled in after it fell out of the defender's hands ... (vs. W&M) ... caught two balls for 47 yards ... first multi-reception game of his career ... set up a three-yard TD run by Lance Ball by streaking down the left sideline for a career-long 47 yards on a Hollenbach pass.

Receiving	G-GS	Rec.	Yds.	Avg.	TD	Long
2006	12-12	25	355	14.2	3	48
Career	16-12	26	359	13.8	3	48



**JOSH
WILSON**




4

CB • 5-9 • 187 • Sr.
Upper Marlboro, Md.
(DeMatha HS)

One of the most complete cornerbacks in the conference ... earned honorable mention All-ACC honors this season ... one of the leaders of the defense who has also contributed as a kick returner ... has two sacks along with a team-high 12 pass breakups ... ranks 10th in the nation and third in the conference with his 28.1-yard kick return average ... has already set the Maryland single-season kickoff return yardage record (844) ... this season's kickoff return average ranks second in school history (31.0 by John Schultz, 1975) ... voted to the ESPN The Magazine Academic All-District II team ... scheduled to play in the 2007 Senior Bowl ... **Season:** (vs. WF) ... recorded six tackles (five solo) ... (vs. BC) ... notched three solo tackles ... (vs. Miami) ... posted four tackles (two solo) and five pass breakups, including one that halted a potential scoring drive ... (vs. Clemson) ... notched seven solo tackles ... one of his tackles saved a touchdown as he brought down the runner in the open-field at the MD 33 ... (vs. FSU) ... recorded three tackles (two solo) and broke up a sure touchdown pass in the end zone in the third quarter ... (vs. NC St.) ... recorded five tackles (four solo) including his first and second sacks of the


season ... overall, notched 2.5 TFL ... (vs. UVA) ... notched three solo tackles ... made arguably the game's deciding play, breaking up the Cavs' two-point conversion attempt in the fourth quarter, sealing the game's final score ... also returned four kicks for a 27.3-yard average ... (vs. GT) ... silenced the hostile crowd with his 100-yard kickoff return for a touchdown in the first quarter ... accomplished the feat for only the third time in school history ... also notched five tackles and two pass breakups on defense ... (vs. FIU) ... notched three solo tackles ... tackled the ball-carrier at the five-yard line, preventing the tying touchdown score ... (vs. MT) ... recorded seven tackles, four solo, as well as a pass breakup ... also returned two kickoffs for 87 yards, including a 61-yarder down the right sideline on the opening kickoff ... (vs. W&M) ... posted four tackles and a team-high two pass breakups ... blocked a punt in the first quarter, setting up the Terps' first score.

Defense	G-GS	UT	AT	TT	TFL	Sacks	FC	FR	PBU	Int.
2006	12-12	43	9	52	2.5-9	2.0-7	0	0	12	0
Career	45-27	99	55	154	6.0-26	4.0-19	2	0	20	1





**MARCUS
WIMBUSH**




SS • 5-10 • 202 • Sr.
Washington, D.C.
(Dunbar HS)

A senior who has started 11 games as the strong safety and is the team's fourth-leading tackler ... recovered two fumbles and forced another this season ... **Season:** (vs. WF) ... posted a career-high 10 tackles (four solo) ... (vs. Miami) ... notched eight tackles (three solo) ... (vs. Clemson) ... recorded nine tackles (five solo) ... (vs. FSU) ... notched seven tackles (two solo) and a half-TFL ... (vs. NC St.) ... posted six tackles (three solo) ... forced and recovered a fumble in the third quarter which set up a TD ... (vs. UVA) ... notched four tackles (three solo) and a pass breakup ... (vs. GT) ... finished with five tackles (four solo) and a fumble recovery for six yards ... (vs. FIU) ... notched three tackles, one solo ... (vs. WVU) ... posted four tackles, two solo ... (vs. W&M) ... recorded four tackles and the first two pass breakups of his career ... the first pass he broke up ended William & Mary's first offensive series.

Defense	G-GS	UT	AT	TT	TFL	Sacks	FC	FR	PBU	Int.
2006	11-11	33	35	68	0.5-1	0-0	1	2	3	0
Career	25-11	44	41	85	1.0-1	0-0	1	2	3	0




**DONNIE
WOODS**



OG • 6-3 • 289 • Jr.
Dade City, Fla.
(Thomas Jefferson HS)

One of the team's leading offensive linemen this season who missed just one game after suffering an injury in the Miami contest ... a smart football player who was the team's highest-rated offensive lineman a year ago ... **Season:** (vs. WF) ... saw action on three plays, with two big blocks ... (vs. BC) ... did not play ... (vs. Miami) ... started and recorded the team's highest grade before leaving the game with a neck injury ... (vs. Clemson) ... was in on 31 plays ... (vs. FSU) ... started and allowed no sacks or penalties ... (vs. NC St.) ... started and was in on 34 plays ... (vs. GT) ... started and notched five big blocks, as well as no sacks allowed or missed assignments ... (vs. FIU) ... started at left guard and posted the team's highest offensive line grade ... (vs. WVU) ... started at left guard and was in on 62 plays ... (vs. W&M) ... started the game at left guard ... recorded three pancake blocks in helping lead Keon Lattimore and Lance Ball to over 86 yards apiece and a team rushing total of 213 yards ... posted the team's highest mark for the game ... did not surrender a sack or get called for a penalty or missed assignment.





40
David Akatu
TB • 5-8 • 184 • Fr-HS
Rockville, Md
Bethesda-Chevy Chase HS




37
Jared Baum
DB • 6-0 • 200 • Fr-RS
Bel Air, Md
Archbishop Curley HS




77
Scott Burley
OT • 6-5 • 326 • Jr-2V
Baltimore, Md
Woodlawn HS



41
T.D. Callahan
LB • 6-0 • 227 • Jr-SO
Bel Air, Md
John Carroll HS




89
Adrian Cannon
WR • 6-3 • 200 • Fr-HS
Pontiac, Mich.
Avondale HS




47
Jeff Clement
LB • 6-2 • 231 • Fr-RS
Westville, N.J.
Deptford HS



66
Garrick Clig
OG • 6-4 • 296 • Jr-1V
Port Orange, Fla
Spruce Creek HS



52
Chris Clinton
LB • 6-2 • 245 • Fr-HS
Lakeland, Fla
Evangel Christian HS/
Fork Union Milit



72
Phil Costa
C • 6-2 • 299 • Fr-RS
Moorestown, N.J.
Holy Cross HS



42
Brian Dickerson
LB • 5-10 • 207 • So-SO
Bethesda, Md
Walt Whitman HS



64
Evan Eastburn
C • 6-2 • 290 • Fr-HS
Boulder Colo
Fairview HS




65
Danny Edwards
OL • 6-1 • 275 • Fr-HS
Frederick, Md
Tuscarora HS




56
Deege Galt
DE • 6-4 • 254 • Fr-RS
Silver Spring, Md
Good Counsel HS



45
Tommy Galt
TE • 6-5 • 253 • Fr-RS
Silver Spring, Md
Good Counsel HS



22
Greg Gaston
PK • 5-9 • 181 • Fr-RS
Memphis, Tenn.
Christian Brothers HS




86
Drew Glover
TE • 6-3 • 225 • Fr-HS
Germantown, Md
Good Counsel HS



89
Matt Goldberg
WR • 6-2 • 187 • So-SO
Baltimore, Md
Mount St. Joseph HS



20
Morgan Green
TB • 5-11 • 213 • Fr-HS
White Plains, Md
Lackey HS/Hargrave Milit



87
Kevin Gresham
WR • 5-11 • 170 • So-Tr
Lothian, Md
Riverdale Baptist HS/Cheyne Univ.




67
Jack Griffin
OT • 6-7 • 294 • Jr-2V
Enfield, Conn.
Enfield HS




26
Chris Gronkowski
FB • 6-2 • 245 • Fr-RS
Amherst, N.Y.
Williamsville North HS




57
Matthew Harraka
OL • 6-3 • 265 • Fr-HS
Ijamsville, Md
St. John's College HS




57
Jared Harrell
LEO • 6-4 • 231 • Fr-RS
Milton, Mass
Tabor Academy



24
Emen Ifon
WR • 5-8 • 165 • So-SO
Laurel, Md.
Laurel HS




90
Travis Ivey
DT • 6-4 • 311 • Fr-RS
Riverdale, Md
Riverdale Baptist HS



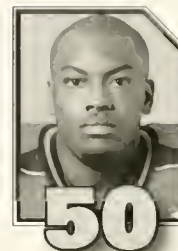
37
Brandon Jackson-Mills
CB • 5-11 • 160 • Fr-HS
Germantown, Md
Northwest HS




27
Adam Kareem
CB • 5-9 • 187 • Fr-RS
Baltimore, Md
Baltimore Polytechnic Inst.



83
Emani Lee-Odai
WR • 6-3 • 180 • Fr-HS
Washington, D.C.
Anacostia HS



50
Jermaine Lemons
LEO • 6-2 • 254 • Jr-1V
Tampa, Fla
Thomas Jefferson HS



25
Jamar McCollough
CB • 5-11 • 194 • Fr-RS
Baltimore, Md
Randallstown HS



53
Brendan McDermond
LS • 6-2 • 251 • Jr.-1V
Columbia, Md
River Hill HS




46
Caleb Morris
P • 6-0 • 200 • Fr.-HS
Coudersport, Pa
Coudersport HS




58
Adrian Moten
LB • 6-1 • 210 • Fr.-HS
Sulland, Md
Gwynn Park HS



97
Dean Muhtadi
DL • 6-3 • 295 • So.-TR
Alexandria, Va
TC Williams HS/C Newport Univ




25
Colin Nelson
DB • 5-10 • 183 • Jr.-RS
Landover, Md
Eleanor Roosevelt/McDaniel College



58
Brandon Nixon
OT • 6-6 • 314 • Jr.-2
Pottstown, Pa
Pottstown HS




61
Lee Oliver
OG • 6-2 • 298 • So.-SO
Germantown, Md
Northwestern HS



51
Steve Pfister
LB • 6-2 • 217 • Fr.-RS
Columbia, Md
Mount St. Joseph HS




71
Paul Pinegar
OT • 6-3 • 270 • Fr.-HS
Brookville, Md
Sherwood HS




12
Josh Portis
QB • 6-3 • 200 • So.-TR
Woodland Hills, Calif.
W.H. Taft HS/Florida



88
Greg Powell
WR • 5-11 • 187 • Sr.-1V
Annapolis, Md
Annapolis HS



16
Jeremy Ricker
QB • 6-2 • 201 • Fr.-HS
Hummelstown, Pa
Bishop McDevitt HS



49
Chris Roberts
PK • 6-1 • 194 • So.-1V
Fallsion, Md
John Carroll HS/Kings College



79
Kyle Sappington
OL • 6-4 • 310 • Fr.-HS
Phoenix, Md
Stephen Decatur HS



98
Omarr Savage
DE • 6-5 • 284 • Jr.-2V
Piscataway, N.J.
Piscataway HS



31
Andrew Schmitt
LS • 6-0 • 230 • So.-1V
Derry, Pa
Derry Area HS



45
Alex Schultz
LB • 6-1 • 234 • Fr.-RS
Gretna, La
DeLaSalle HS/Towson




23
Da'Rel Scott
TB • 6-0 • 185 • Fr.-HS
Conshohocken, Pa
Plymouth-Whitemarsh HS




4
Bobby Sheahin
QB • 6-1 • 172 • So.-RS
Brookville, Md
Sherwood HS/WVU



10
Terrell Skinner
DB • 6-2 • 205 • Fr.-RS
St. Petersburg, Fla
Boca Ciega HS




81
Stephen Smalls
WR • 6-1 • 190 • Fr.-HS
Lancaster, Pa
Conestoga Valley HS



27
Taji Thornton
CB • 6-1 • 180 • Fr.-HS
Homestead, Fla
South Dade HS



10
Chris Turner
QB • 6-3 • 217 • Fr.-RS
Simi Valley, Calif
Chaminade HS




24
Pha'Terrell Washington
CB • 6-0 • 185 • Fr.-HS
White Plains, Md
Westlake HS



51
Brian Whitmore
LEO • 6-3 • 240 • Fr.-HS
Chesapeake, Va
Oscar F. Smith HS



18
LaQuan Williams
CB • 6-1 • 175 • Fr.-HS
Baltimore, Md
Baltimore Polytechnic HS



6
Anthony Wiseman
CB • 5-9 • 185 • Fr.-HS
Silver Hill, Md
DeMatha HS



59
Alex Wujciak
LB • 6-3 • 235 • Fr.-HS
West Caldwell, N.J.
Seton Hall Prep

2006 SEASON STATISTICS

27 SPORTS • 1 TEAM

RESULTS

RECORD	OVERALL	HOME	AWAY	NEUTRAL
ALL GAMES	8-4	6-1	2-3	0-0
CONFERENCE	5-3	3-1	2-2	0-0
NON-CONFERENCE	3-1	3-0	0-1	0-0

Date	Ranking		Opponent	W/L, Score	Overall	ACC	Time	Attend
	Md	Opp						
Sep 2	--/rv	--/--	WILLIAM & MARY (ESPN360)	W, 27-14	1-0	0-0	2:43	49,763
Sep 9	--/rv	--/--	MIDDLE TENNESSEE	W, 24-10	2-0	0-0	2:46	47,704
Sep 14	--/rv	5/5	at West Virginia (ESPN)	L, 24-45	2-1	0-0	3:21	60,513
Sep 23	--/--	--/--	FLORIDA INT'L (ESPN360)	W, 14-10	3-1	0-0	3:07	45,317
Oct 7	--/--	18/20	at Georgia Tech* (ESPN)	L, 23-27	3-2	0-1	3:22	51,686
Oct 14	--/--	--/--	at Virginia* (ESPN360)	W, 28-26	4-2	1-1	2:59	59,367
Oct 21	--/--	--/--	NC STATE* (LFS/Raycom)	W, 26-20	5-2	2-1	3:00	50,230
Oct 28	--/--	--/--	FLORIDA STATE* (ESPN2)	W, 27-24	6-2	3-1	3:25	50,517
Nov 4	rv/rv	19/19	at Clemson* (ESPN2)	W, 13-12	7-2	4-1	3:19	79,000
Nov 11	23/24	--/--	MIAMI* (ABC)	W, 14-13	8-2	5-1	2:58	50,721
Nov 18	21/21	20/20	at Boston College* (ESPN)	L, 16-38	8-3	5-2	3:18	44,500
Nov 25	rv/rv	20/20	WAKE FOREST* (ESPN)	L, 24-38	8-4	5-3	3:12	51,500

* denotes Atlantic Coast Conference game. Rankings listed as AP / ESPN-USA Today and are correct as to the date of the game, or in case of future opponents, are current rankings

TEAM STATISTICS

	MD	OPP
SCORING	260	277
Points Per Game	21.7	23.1
FIRST DOWNS	200	224
Rushing	86	103
Passing	100	107
Penalty	14	14
RUSHING YARDAGE	1,494	2,097
Yards gained rushing	1,771	2,310
Yards lost rushing	277	213
Rushing Attempts	400	448
Average Per Rush	3.7	4.7
Average Per Game	124.5	174.8
TDs Rushing	13	16
PASSING YARDAGE	2,157	2,306
Att-Comp-Int	311-189-12	330-192-7
Average Per Pass	6.9	7.0
Average Per Catch	11.4	12.0
Average Per Game	179.8	192.2
TDs Passing	14	13
TOTAL OFFENSE	3,651	4,403
Total Plays	711	778
Average Per Play	5.1	5.7
Average Per Game	304.2	366.9
KICK RETURNS: #-YARDS	45-1,041	42-876
PUNT RETURNS: #-YARDS	27-242	18-250
INT RETURNS: #-YARDS	7-76	12-187
KICK RETURN AVERAGE	23.1	20.9
PUNT RETURN AVERAGE	9.0	13.9
INT RETURN AVERAGE	10.9	15.6
FUMBLES-LOST	18-11	14-8
PENALTIES-YARDS	51-447	71-564
Average Per Game	37.2	47.0
PUNTS-YARDS	52-2,243	55-2,054
Average Per Punt	43.1	37.3
Net punt average	35.6	31.5
TIME OF POSSESSION/GAME	28:48	31:12
3RD-DOWN CONVERSIONS	49/141	71/167
3rd-Down Pct	35%	43%
4TH-DOWN CONVERSIONS	7/14	6/14
4th-Down Pct	50%	43%
SACKS BY-YARDS	17-77	19-125
MISC YARDS	0	-8
TOUCHDOWNS SCORED	29	34
FIELD GOALS-ATTEMPTS	19-23	14-20
PAT-ATTEMPTS	29-29	31-32
ATTENDANCE	345,752	295,066
Games/Avg Per Game	7/49,393	5/59,013



RUSHING

	G	Att	Gain	Loss	Net	Avg	TD	Lg	Avg/G
Lance Ball	12	156	757	40	717	4.6	8	42	59.8
Keon Lattimore	12	140	694	36	658	4.7	3	56	54.8
Josh Allen	12	33	109	11	98	3.0	0	14	8.2
Danny Oquendo	12	3	39	16	23	7.7	0	21	1.9
Tim Cesa	8	1	11	0	11	11.0	0	11	1.4
Darrus Heyward-Bey	12	5	14	9	5	1.0	0	9	0.4
J.P. Humber	7	1	2	0	2	2.0	0	2	0.3
Sam Hollenbach	12	47	136	134	2	0.0	2	28	0.2
Jordan Steffy	1	2	1	1	0	0.0	0	1	0.0
TEAM	12	12	8	30	-22	-1.8	0	8	-1.8
Total.....	12	400	1771	277	1494	3.7	13	56	124.5
Opponents.....	12	448	2310	213	2097	4.7	16	52	174.8

PASSING

	G	Effic	Att-Cmp-Int	Pct	Yds	TD	Lg	Avg/G
Sam Hollenbach	12	128.07	188-304-11	61.8	2148	13	96	179.0
Jordan Steffy	1	-40.00	0-5-1	0.0	0	0	0	0.0
Josh Allen	12	505.60	1-1-0	100.0	9	1	9	0.8
TEAM	12	0.00	0-1-0	0.0	0	0	0	0.0
Total.....	12	126.17	189-311-12	60.8	2157	14	96	179.8
Opponents.....	12	125.64	192-330-7	58.2	2306	13	89	192.2

RECEIVING

	G	No	Yds	Avg	TD	Lg	Avg/G
Darrus Heyward-Bey	12	41	613	15.0	4	96	51.1
Joey Haynos	12	34	338	9.9	2	42	28.2
Danny Oquendo	12	31	336	10.8	2	38	28.0
Isaiah Williams	12	25	355	14.2	3	48	29.6
Keon Lattimore	12	20	210	10.5	0	34	17.5
Jason Goode	12	12	148	12.3	0	57	12.3
Lance Ball	12	10	56	5.6	0	11	4.7
Josh Allen	12	9	57	6.3	2	21	4.8
Cory Jackson	11	3	23	7.7	0	13	2.1
Dan Gronkowski	11	2	11	5.5	1	9	1.0
Tim Cesa	8	1	9	9.0	0	9	1.1
Drew Weatherly	3	1	1	1.0	0	1	0.3
Total.....	12	189	2157	11.4	14	96	179.8
Opponents.....	12	192	2306	12.0	13	89	192.2

PUNTING

	No.	Yds	Avg	Long	TB	FC	50+	120	Blkd
Adam Podlesh	52	2243	43.1	62	7	17	12	21	0
Opponents.....	55	2054	37.3	61	4	3	6	15	1

PUNT RETURNS

	No.	Yds	Avg	TD	Long
Danny Oquendo	25	222	8.9	0	45
Josh Wilson	1	12	12.0	0	0
Isaiah Gardner	1	8	8.0	0	8
Total.....	27	242	9.0	0	45
Opponents.....	18	250	13.9	1	65

KICK RETURNS

	No.	Yds	Avg	TD	Long
Josh Wilson	30	844	28.1	1	100
Danny Oquendo	7	108	15.4	0	18
Nolan Carroll	5	60	12.0	0	17
Tim Cesa	2	22	11.0	0	11
Joey Haynos	1	7	7.0	0	7
Total.....	45	1041	23.1	1	100
Opponents.....	42	876	20.9	1	96

INTERCEPTIONS

	No.	Yds	Avg	TD	Long
Erin Henderson	2	49	24.5	1	45
J.J. Justice	2	21	10.5	0	15
Isaiah Gardner	1	4	4.0	0	4
Christian Varner	1	2	2.0	0	2
Trey Covington	1	0	0.0	0	0
Total.....	7	76	10.9	1	45
Opponents.....	12	187	15.6	1	58

FUMBLE RETURNS

	No.	Yds	Avg	TD	Long
Marcus Wimbush	1	6	6.0	0	6
Total.....	1	6	6.0	0	6
Opponents.....	2	52	26.0	2	38

SCORE BY QTRS	1ST	2ND	3RD	4TH	OT	TOTAL
Maryland	65		67	41		260
Opponents	79	8	44	65		277



SCORING

	TD	FGs	PATs				DXP	Saf	Points
			Kick	Rush	Rcv	Pass			
Dan Ennis	0	19-23	29-29	0-0	0-0	0-0	0	0	86
Lance Ball	8	0-0	0-0	0-0	0	0-0	0	0	48
Darius Heyward-Bey	4	0-0	0-0	0-0	0	0-0	0	0	24
Keon Lattimore	3	0-0	0-0	0-0	0	0-0	0	0	18
Isaiah Williams	3	0-0	0-0	0-0	0	0-0	0	0	18
Sam Hollenbach	2	0-0	0-0	0-0	0	0-0	0	0	12
Joey Haynos	2	0-0	0-0	0-0	0	0-0	0	0	12
Josh Allen	2	0-0	0-0	0-0	0	0-0	0	0	12
Danny Oquendo	2	0-0	0-0	0-0	0	0-0	0	0	12
Josh Wilson	1	0-0	0-0	0-0	0	0-0	0	0	6
Erin Henderson	1	0-0	0-0	0-0	0	0-0	0	0	6
Dan Gronkowski	1	0-0	0-0	0-0	0	0-0	0	0	6
Total.....	29	19-23	29-29	0-0	0	0-0	0	0	260
Opponents.....	34	14-20	31-32	0-0	0	0-2	0	0	277

TOTAL OFFENSE

	G	Plays	Rush	Pass	Total	Avg/G
Sam Hollenbach	12	351	2	2148	2150	179.2
Lance Ball	12	156	717	0	717	59.8
Keon Lattimore	12	140	658	0	658	54.8
Josh Allen	12	34	98	9	107	8.9
Total.....	12	711	1494	2157	3651	304.2
Opponents.....	12	778	2097	2306	4403	366.9

KICKOFFS

	No.	Yds	Avg	TB	OB	Retn	Net	YdLn
Obi Egekeze	41	2542	62.0	14	0			
Chris Roberts	17	962	56.6	1	0			
Total.....	58	3504	60.4	15	0	876	40.1	24
Opponents.....	58	3231	55.7	10	1	1041	34.3	30

FIELD GOALS

	FGM-FGA	Pct	01-19	20-29	30-39	40-49	50-99	Lg	Blk
Dan Ennis	19-23	82.6	2-2	5-5	9-11	3-5	0-0	46	0
Opponents	14-20	70.0	0-0	9-9	4-5	1-4	0-2	42	1

FG SEQUENCE

	Maryland	Opponents
William & Mary	(39),(25)	-
Middle Tennessee	(37),31,43	(42)
West Virginia	(28)	(29)
Florida International	47	(26)
Georgia Tech	(18),(46),(32)	41,31
Virginia	30	(26),(25),50
NC State	(32),(27),(40),(18)	
Florida State	(38),(39)	(24),46
Clemson	(31),(31)	(27),(32),(25),(22)
Miami	-	50,(32),(25)
Boston College	(29),(37),(46)	42,(21)
Wake Forest	(26)	(36)

Numbers in parentheses indicate field goal was made

ALL PURPOSE

	G	Rush	Rec	PR	KOR	IR	Tot	Avg/G
Keon Lattimore	12	658	210	0	0	0	868	72.3
Josh Wilson	12	0	0	12	844	0	856	71.3
Lance Ball	12	717	56	0	0	0	773	64.4
Danny Oquendo	12	23	336	222	108	0	689	57.4
Darius Heyward-Bey	12	5	613	0	0	0	618	51.5
Isaiah Williams	12	0	355	0	0	0	355	29.6
Joey Haynos	12	0	338	0	7	0	345	28.8
Josh Allen	12	98	57	0	0	0	155	12.9
Jason Goode	12	0	148	0	0	0	148	12.3
Total.....	12	1494	2157	242	1041	76	5010	417.5
Opponents.....	12	2097	2306	250	876	187	5716	476.3

DEFENSE

	GP	Tackles			Sacks		Pass Def		QBH	Fumbles		Blkd	
		Solo	Ast	Total	TFL/Yds	No-Yds	Int-Yds	BrUp		Rcv-Yds	FF	Kick	Saf
1 Erin Henderson	12	51	59	110	6.5-13	10-5	2-49	1	--	--	2	--	--
35 Wesley Jefferson	12	47	60	107	10.0-38	3.0-21	--	--	8	1-0	--	--	--
54 David Holloway	12	36	34	70	4.5-18	1.5-5	--	--	2	--	1	--	--
12 Marcus Wimbush	12	29	35	64	1.0-1	--	--	4	--	2-6	1	--	--
5 Isaiah Gardner	12	36	21	57	--	--	1-4	4	--	1-0	1	--	--
3 Christian Varner	12	34	21	55	1.0-3	--	1-2	3	--	--	--	--	--
4 Josh Wilson	12	41	11	52	2.5-9	2.0-7	--	12	1	--	--	1	--
92 Dre Moore	12	22	23	45	7.5-15	3.5-6	--	1	4	--	--	--	--
40 Jeremy Navarre	12	14	30	44	8.5-31	3.5-17	--	1	4	--	1	1	--
55 Trey Covington	12	13	27	40	1.5-8	1.5-8	1-0	3	1	--	--	--	--
95 Conrad Bolsion	12	10	21	31	2.5-7	0.5-3	--	1	3	--	--	--	--
34 Dave Philistin	12	14	11	25	5.5-15	--	--	1	1	--	--	--	--
30 J.J. Justice	12	13	8	21	--	--	2-21	1	--	1-0	--	--	--
48 Moses Fokou	12	11	9	20	1.5-3	--	--	--	--	--	2	--	--
68 Carlos Feliciano	12	5	14	19	0.5-5	--	--	--	1	--	--	1	--
29 Jeff Allen	12	8	4	12	--	--	--	1	--	--	--	--	--
43 Rick Costa	12	7	5	12	2.0-11	0.5-5	--	--	1	2-0	--	--	--
2 Kevin Barnes	12	9	2	11	--	--	--	--	--	--	--	--	--
91 Mack Frost	12	6	2	8	--	--	--	1	--	1-0	--	--	--
42 Chase Bullock	6	4	4	8	--	--	--	--	--	--	--	--	--
93 Barrod Hegggs	7	5	2	7	0.5-2	--	--	2	--	--	--	--	--
88 Greg Powell	12	5	2	7	--	--	--	--	--	--	1	--	--
9 Richard Taylor	12	4	2	6	--	--	--	1	--	--	--	--	--
17 Danny Oquendo	12	3	1	4	--	--	--	--	--	--	1	--	--
38 Cory Jackson	11	3	--	3	--	--	--	--	--	--	--	--	--
98 Omarr Savage	4	1	2	3	0.5-1	--	--	--	1	--	--	--	--
33 Josh Allen	12	1	--	1	--	--	--	--	--	--	--	--	--
25 Colin Nelson	2	1	--	1	--	--	--	--	--	--	--	--	--
78 Jared Gather	11	1	--	1	--	--	--	--	--	--	--	--	--
36 Adam Podlesh	12	1	--	1	--	--	--	--	--	--	--	--	--
8 Damus Heyward-Bey	12	1	--	1	--	--	--	--	--	--	--	--	--
84 Isaiah Williams	12	1	--	1	--	--	--	--	--	--	--	--	--
60 Edwin Williams	12	1	--	1	--	--	--	--	--	--	--	--	--
14 Sam Hollenbach	12	1	--	1	--	--	--	--	--	--	--	--	--
Total.....	12	439	410	849	56-180	17-77	7-76	34	30	8-6	10	3	--
Opponents.....	12	388	407	795	67-225	19-125	12-187	34	13	11-52	7	--	--

BLOCKED KICKS

- 4-Josh Wilson (punt vs. William & Mary)
- 68-Carlos Feliciano (PAT vs. NC State)
- 40-Jeremy Navarre (FG vs. Florida State)

27 SPORTS • 1 TEAM

APRIS

OFFENSIVE GAME-BY-GAME

RUSHING

TC-Yds. / TD	#7 Humber	#8 Heyward-Bey	#14 Hollenbach	#17 Oquendo	#19 Steffy	#21 Lattimore	#33 Js. Allen	#44 Ball
William & Mary	1-2 / 0	1-1 / 0	1-11 / 0	0-0 / 0	2-0 / 0	13-89 / 1	6-25 / 0	15-86 / 2
Middle Tenn.	0-0 / 0	0-0 / 0	4-(9) / 1	0-0 / 0	dnp-cd	13-86 / 0	2-1 / 0	14-58 / 2
at West Virginia	0-0 / 0	1-(4) / 0	2-7 / 0	1-21 / 0	dnp-cd	15-42 / 0	2-6 / 0	12-50 / 1
Florida Internat'l	0-0 / 0	0-0 / 0	4-(20) / 0	0-0 / 0	dnp-cd	8-38 / 0	9-17 / 0	19-82 / 0
at Georgia Tech	0-0 / 0	0-0 / 0	7-(31) / 0	0-0 / 0	dnp-cd	5-2 / 0	0-0 / 0	23-116 / 0
at Virginia	0-0 / 0	0-0 / 0	4-(15) / 1	0-0 / 0	dnp-cd	15-114 / 1	1-3 / 0	12-76 / 1
NC State	0-0 / 0	1-(5) / 0	7-62 / 0	0-0 / 0	dnp-cd	10-35 / 0	1-3 / 0	17-77 / 1
Florida State	dnp-inj	0-0 / 0	3-(22) / 0	1-18 / 0	dnp-cd	10-43 / 0	5-18 / 0	11-39 / 0
at Clemson	dnp-inj	0-0 / 0	8-11 / 0	0-0 / 0	dnp-cd	10-38 / 0	0-0 / 0	10-5 / 0
Miami	dnp-inj	0-0 / 0	1-(4) / 0	0-0 / 0	dnp-cd	5-12 / 0	3-13 / 0	10-41 / 0
at Boston Coll.	dnp-inj	1-4 / 0	3-10 / 0	1-(16) / 0	dnp-cd	13-40 / 0	4-12 / 0	7-23 / 0
Wake Forest	dnp-inj	1-9 / 0	3-2 / 0	0-0 / 0	dnp-cd	23-119 / 1	0-0 / 0	6-64 / 1



RECEIVING

Rec-Yds. / TD	#8 Heyward-Bey	#11 Weatherly	#13 D.Grnkowski	#15 Goode	#17 Oquendo	#21 Lattimore
William & Mary	0-0 / 0	dnp-inj	1-9 / 0	0-0 / 0	3-55 / 0	0-0 / 0
Middle Tenn.	1-19 / 0	dnp-inj	0-0 / 0	0-0 / 0	2-15 / 0	2-20 / 0
at West Virginia	5-49 / 0	dnp-inj	0-0 / 0	0-0 / 0	3-40 / 0	2-6 / 0
Florida Internat'l	4-35 / 0	dnp-inj	0-0 / 0	0-0 / 0	3-36 / 0	1-6 / 0
at Georgia Tech	5-111 / 0	0-0 / 0	0-0 / 0	4-33 / 0	2-21 / 0	1-10 / 0
at Virginia	5-39 / 0	1-1 / 0	0-0 / 0	1-13 / 0	3-41 / 0	3-37 / 0
NC State	2-36 / 0	dnp-inj	0-0 / 0	1-3 / 0	0-0 / 0	3-72 / 0
Florida State	3-57 / 2	dnp-inj	1-2 / 1	0-0 / 0	0-0 / 0	2-25 / 0
at Clemson	4-18 / 0	dnp-inj	0-0 / 0	3-75 / 0	5-36 / 1	0-0 / 0
Miami	5-175 / 2	dnp-inj	0-0 / 0	1-(2) / 0	2-16 / 0	0-0 / 0
at Boston Coll.	4-37 / 0	dnp-inj	0-0 / 0	1-7 / 0	6-65 / 1	6-34 / 0
Wake Forest	3-37 / 0	0-0 / 0	0-0 / 0	1-19 / 0	2-11 / 0	0-0 / 0



Rec-Yds. / TD	#32 Cesa	#33 Js. Allen	#38 Jackson	#44 Ball	#80 Haynos	#82 Carroll	#84 I. Williams
William & Mary	0-0 / 0	2-0 / 0	0-0 / 0	0-0 / 0	1-42 / 0	0-0 / 0	2-47 / 0
Middle Tenn.	1-9 / 0	0-0 / 0	0-0 / 0	0-0 / 0	3-45 / 0	0-0 / 0	2-31 / 0
at West Virginia	0-0 / 0	0-0 / 0	dnp-cd	2-12 / 0	8-51 / 1	0-0 / 0	4-53 / 1
Florida Internat'l.	0-0 / 0	3-43 / 1	0-0 / 0	1-1 / 0	1-10 / 0	0-0 / 0	4-27 / 1
at Georgia Tech	0-0 / 0	1-(2) / 0	0-0 / 0	1-4 / 0	2-13 / 1	0-0 / 0	0-0 / 0
at Virginia	0-0 / 0	0-0 / 0	0-0 / 0	1-(1) / 0	2-28 / 0	0-0 / 0	1-13 / 0
NC State	0-0 / 0	1-4 / 1	0-0 / 0	0-0 / 0	0-0 / 0	0-0 / 0	0-0 / 0
Florida State	0-0 / 0	1-9 / 0	1-5 / 0	1-11 / 0	1-9 / 0	0-0 / 0	2-12 / 0
at Clemson	dnp-inj	0-0 / 0	0-0 / 0	0-0 / 0	6-52 / 0	0-0 / 0	5-66 / 0
Miami	dnp-inj	1-3 / 0	0-0 / 0	0-0 / 0	2-10 / 0	0-0 / 0	0-0 / 0
at Boston Coll.	dnp-inj	0-0 / 0	1-13 / 0	2-16 / 0	6-45 / 0	0-0 / 0	2-41 / 0
Wake Forest	dnp-inj	0-0 / 0	1-4 / 0	2-13 / 0	2-33 / 0	0-0 / 0	3-65 / 1



PASSING

A-C-I / Y / TD	#14 Hollenbach	#19 Steffy
William & Mary	14-9-0 / 153 / 0	5-0-1 / 0 / 0
Middle Tenn.	16-11-0 / 139 / 0	dnp-cd
at West Virginia	45-24-2 / 211 / 2	dnp-cd
Florida Internat'l	30-17-1 / 158 / 2	dnp-cd
at Georgia Tech	24-16-1 / 190 / 1	dnp-cd
at Virginia	28-17-1 / 171 / 0	dnp-cd
NC State	9- 7-0 / 115 / 1	dnp-cd
Florida State	20-12-0 / 131 / 3	dnp-cd
at Clemson	34-23-1 / 247 / 1	dnp-cd
Miami	16-11-0 / 202 / 2	dnp-cd
at Boston Coll.	42-27-2 / 249 / 0	dnp-cd
Wake Forest	26-14-3 / 182 / 1	dnp-cd

FIELD GOALS

Made, Missed	#22 Ennis
William & Mary	39g, 25g
Middle Tenn.	37g, 31wl, 43wl
at West Virginia	28g
Florida Internat'l.	47wl
at Georgia Tech	18g, 46g, 32g
at Virginia	30wr
NC State	32g, 27g, 40g, 18g
Florida State	38g, 39g
at Clemson	31g, 31g
Miami	---
at Boston Coll.	29g, 37g, 46g
Wake Forest	26g


PUNTING

No-Avg. / In20	#36 Podlesh
William & Mary	4-46.2 / 3
Middle Tenn.	2-42.0 / 0
at West Virginia	2-43.0 / 2
Florida Internat'l.	7-42.6 / 3
at Georgia Tech	3-45.7 / 1
at Virginia	3-44.3 / 2
NC State	4-48.0 / 1
Florida State	5-44.8 / 2
at Clemson	6-43.3 / 2
Miami	8-41.5 / 4
at Boston Coll.	3-38.3 / 0
Wake Forest	2-32.0 / 1

DEFENSIVE GAME-BY-GAME

27 SPORTS • 1 TEAM

UT-AT-TT / Sk	#1 Henderson	#2 Barnes	#3 Varner	#4 Wilson	#5 Gardner	#9 Taylor	#12 Wimbush
William & Mary	4-1-5 / 1.0	0-1-1 / 0.0	2-0-2 / 0.0	3-1-4 / 0.0	3-0-3 / 0.0	3-0-3 / 0.0	1-2-3 / 0.0
Middle Tenn.	5-2-7 / 0.0	0-0-0 / 0.0	5-1-6 / 0.0	4-3-7 / 0.0	4-4-8 / 0.0	1-1-2 / 0.0	0-0-0 / 0.0
at West Virginia	2-4-6 / 0.0	1-0-1 / 0.0	2-3-5 / 0.0	2-0-2 / 0.0	1-1-2 / 0.0	0-0-0 / 0.0	2-2-4 / 0.0
Florida Internat'l	0-2-2 / 0.0	1-0-1 / 0.0	1-1-2 / 0.0	3-0-3 / 0.0	2-0-2 / 0.0	0-1-1 / 0.0	1-2-3 / 0.0
at Georgia Tech	5-3-8 / 0.0	2-1-3 / 0.0	3-1-4 / 0.0	5-0-5 / 0.0	4-1-5 / 0.0	0-0-0 / 0.0	4-1-5 / 0.0
at Virginia	4-6-10 / 0.0	3-0-3 / 0.0	3-1-4 / 0.0	3-0-3 / 0.0	0-3-3 / 0.0	0-0-0 / 0.0	3-1-4 / 0.0
NC State	3-7-10 / 0.0	2-0-2 / 0.0	2-2-4 / 0.0	4-1-5 / 2.0	3-2-5 / 0.0	0-0-0 / 0.0	3-3-6 / 0.0
Florida State	10-2-12 / 0.0	0-0-0 / 0.0	6-2-8 / 0.0	2-1-3 / 0.0	4-1-5 / 0.0	0-0-0 / 0.0	2-5-7 / 0.0
at Clemson	9-9-18 / 0.0	0-0-0 / 0.0	3-4-7 / 0.0	7-0-7 / 0.0	6-1-7 / 0.0	0-0-0 / 0.0	5-4-9 / 0.0
Miami	4-9-13 / 0.0	0-0-0 / 0.0	2-1-3 / 0.0	2-2-4 / 0.0	5-2-7 / 0.0	0-0-0 / 0.0	3-5-8 / 0.0
at Boston Coll.	6-3-9 / 0.0	0-0-0 / 0.0	5-0-5 / 0.0	3-0-3 / 0.0	2-0-2 / 0.0	0-0-0 / 0.0	3-2-5 / 0.0
Wake Forest	3-8-11 / 0.0	0-0-0 / 0.0	0-5-5 / 0.0	5-1-6 / 0.0	4-4-8 / 0.0	0-0-0 / 0.0	4-6-10 / 0.0



ERIN HENDERSON

UT-AT-TT / Sk	#29 Jf. Allen	#30 Justice	#34 Philistin	#35 Jefferson	#40 Navarre	#42 Bullock	#43 R. Costa
William & Mary	0-0-0 / 0.0	4-1-5 / 0.0	4-3-7 / 0.0	6-5-11 / 1.0	0-1-1 / 0.0	1-1-2 / 0.0	1-0-1 / 0.0
Middle Tenn.	1-0-1 / 0.0	1-3-4 / 0.0	1-2-3 / 0.0	3-4-7 / 0.5	0-1-1 / 0.0	1-1-2 / 0.0	2-1-3 / 0.0
at West Virginia	2-2-4 / 0.0	0-0-0 / 0.0	1-1-2 / 0.0	0-6-6 / 0.0	0-4-4 / 0.0	1-1-2 / 0.0	0-0-0 / 0.0
Florida Internat'l	0-0-0 / 0.0	2-1-3 / 0.0	0-0-0 / 0.0	4-3-7 / 0.0	2-2-4 / 0.0	dnp-cd	1-2-3 / 0.0
at Georgia Tech	1-0-1 / 0.0	3-0-3 / 0.0	0-1-1 / 0.0	6-3-9 / 1.0	1-4-5 / 0.0	dnp-cd	1-1-2 / 0.0
at Virginia	1-0-1 / 0.0	1-0-1 / 0.0	2-0-2 / 0.0	4-8-12 / 0.0	1-1-2 / 1.0	0-0-0 / 0.0	0-0-0 / 0.0
NC State	0-1-1 / 0.0	0-0-0 / 0.0	2-1-3 / 0.0	7-6-13 / 0.0	0-1-1 / 0.0	dnp-cd	2-1-3 / 0.5
Florida State	0-1-1 / 0.0	2-1-3 / 0.0	1-1-2 / 0.0	0-4-4 / 0.0	3-2-5 / 1.0	dnp-cd	0-0-0 / 0.0
at Clemson	1-0-1 / 0.0	0-1-1 / 0.0	2-1-3 / 0.0	3-4-7 / 0.0	4-3-7 / 0.0	dnp-cd	0-0-0 / 0.0
Miami	0-0-0 / 0.0	0-0-0 / 0.0	0-0-0 / 0.0	7-7-14 / 0.5	0-5-5 / 0.5	dnp-cd	0-0-0 / 0.0
at Boston Coll.	2-0-2 / 0.0	0-0-0 / 0.0	2-0-2 / 0.0	4-4-8 / 0.0	4-2-6 / 0.0	dnp-cd	0-0-0 / 0.0
Wake Forest	0-0-0 / 0.0	0-1-1 / 0.0	0-0-0 / 0.0	5-4-9 / 0.0	1-2-3 / 0.0	1-1-2 / 0.0	0-0-0 / 0.0



DAVE PHILISTIN

UT-AT-TT / Sk	#48 Fokou	#54 Holloway	#55 Covington	#68 Feliciano	#88 Powell
William & Mary	0-0-0 / 0.0	1-3-4 / 0.0	0-5-5 / 0.0	2-2-4 / 0.0	0-1-1 / 0.0
Middle Tenn.	3-2-5 / 0.0	0-0-0 / 0.0	0-0-0 / 0.0	0-1-1 / 0.0	0-0-0 / 0.0
at West Virginia	1-0-1 / 0.0	5-4-9 / 0.0	4-3-7 / 0.5	0-1-1 / 0.0	0-0-0 / 0.0
Florida Internat'l	1-4-5 / 0.0	3-1-4 / 0.0	0-0-0 / 0.0	0-1-1 / 0.0	0-0-0 / 0.0
at Georgia Tech	3-1-4 / 0.0	6-4-10 / 0.0	0-0-0 / 0.0	0-0-0 / 0.0	0-0-0 / 0.0
at Virginia	0-0-0 / 0.0	2-4-6 / 0.0	3-1-4 / 0.0	1-0-1 / 0.0	1-0-1 / 0.0
NC State	1-1-2 / 0.0	1-5-6 / 0.5	1-1-2 / 1.0	0-1-1 / 0.0	0-0-0 / 0.0
Florida State	0-0-0 / 0.0	4-3-7 / 2.0	0-0-0 / 0.0	0-1-1 / 0.0	1-1-2 / 0.0
at Clemson	1-0-1 / 0.0	6-0-6 / 0.0	5-3-8 / 0.0	3-1-4 / 0.0	0-0-0 / 0.0
Miami	1-0-1 / 0.0	3-3-6 / 0.0	3-4-7 / 0.0	0-3-3 / 0.0	0-0-0 / 0.0
at Boston Coll.	0-0-0 / 0.0	5-0-5 / 0.0	0-0-0 / 0.0	2-0-2 / 0.0	0-0-0 / 0.0
Wake Forest	0-1-1 / 0.0	3-4-7 / 0.0	2-5-7 / 0.0	0-0-0 / 0.0	2-0-2 / 0.0



CARLOS FELICIANO

UT-AT-TT / Sk	#91 Frost	#92 Moore	#93 Higgs	#95 Bolston	#98 Savage
William & Mary	1-0-1 / 0.0	2-2-4 / 0.0	1-0-1 / 0.0	1-0-1 / 0.0	1-0-1 / 0.0
Middle Tenn.	1-0-1 / 0.0	3-3-6 / 2.0	2-0-2 / 0.0	1-3-4 / 0.5	0-0-0 / 0.0
at West Virginia	0-0-0 / 0.0	1-3-4 / 0.5	0-0-0 / 0.0	0-2-2 / 0.0	0-1-1 / 0.0
Florida Internat'l	0-0-0 / 0.0	0-1-1 / 0.0	1-1-2 / 0.0	2-1-3 / 0.0	0-1-1 / 0.0
at Georgia Tech	1-0-1 / 0.0	1-0-1 / 0.0	0-0-0 / 0.0	1-1-2 / 0.0	dnp-inj
at Virginia	1-0-1 / 0.0	3-1-4 / 0.0	dnp-cd	1-0-1 / 0.0	dnp-inj
NC State	0-1-1 / 0.0	1-3-4 / 0.0	dnp-cd	1-1-2 / 0.0	dnp-inj
Florida State	0-0-0 / 0.0	3-0-3 / 0.0	dnp-cd	1-2-3 / 0.0	dnp-inj
at Clemson	0-0-0 / 0.0	2-1-3 / 0.0	dnp-cd	3-0-3 / 0.0	dnp-inj
Miami	0-1-1 / 0.0	3-5-8 / 0.0	1-1-2 / 0.0	1-4-5 / 0.0	dnp-inj
at Boston Coll.	1-0-1 / 0.0	0-1-1 / 0.0	0-0-0 / 0.0	0-2-2 / 0.0	dnp-cd
Wake Forest	1-0-1 / 0.0	4-2-6 / 0.0	dnp-cd	1-2-3 / 0.0	dnp-cd



DRE MOORE

dnp-inj - did not play/injury, dnp-cd - did not play/coach's decision

TEAM GAME-BY-GAME

Game	SCORE	FIRST DOWNS		RUSHING	PASSING	TOTAL OFF.		PUNTS	FUM	PEN	SACKS BY		3RD	4TH	TIME OF
		Tot	Ru-Pa-Pe	No-Yds-TD	A-C-I	Yds	TD	PI-Yds	No-Avg	F-L	No-Yds	No-Yds	DNS	DNS	POSS.
at MARYLAND	27	18	13- 4-1	40-213-3	19- 9-1	153	0	59-366	4-46.2	3-3	2-10	2-13	2-10	0-0	28:33
William & Mary	14	16	5-11-0	29- 84-0	41-25-0	226	2	70-310	10-30.3	0-0	2-15	0- 0	4-15	0-1	31:27
at MARYLAND	24	16	8- 8-0	34-135-3	16-11-0	139	0	50-274	2-42.0	1-1	3-25	3-11	3- 8	0-0	25:56
Middle Tennessee	10	21	7-13-1	33-105-1	41-22-1	216	0	74-321	2-39.0	3-2	5-33	2- 8	9-16	1-4	34:04
MARYLAND	24	24	9-11-4	33-122-1	45-24-2	211	2	78-333	2-43.0	3-3	3-40	1- 1	8-17	3-5	30:58
at West Virginia	45	17	12- 3-2	43-340-4	9- 6-0	43	1	52-383	4-38.5	2-1	10-95	0- 0	2- 8	1-1	29:02
at MARYLAND	14	20	8- 9-3	40-117-0	30-17-1	158	2	70-275	7-42.6	1-0	6-74	0- 0	6-14	0-0	36:07
Florida International	10	12	3- 7-2	19- 89-0	34-15-1	221	1	53-310	8-41.9	0-0	6-50	3-20	4-14	1-1	23:53
MARYLAND	23	14	4-10-0	35- 87-0	24-16-1	190	1	59-277	3-45.7	1-1	4-44	1- 5	4-13	1-3	28:53
at Georgia Tech	27	20	8-10-2	43-229-3	26-13-0	161	1	69-390	2-46.0	1-1	6-47	5-37	8-14	0-1	31:07
MARYLAND	28	17	7-10-0	34-174-3	28-17-1	171	0	62-345	6-44.3	0-0	2-20	1- 4	4-11	0-0	32:12
at Virginia	26	19	10- 8-1	35-181-1	21-13-1	243	2	56-424	4-34.8	2-1	2-10	2-18	4-12	0-1	27:48
at MARYLAND	26	11	7- 4-0	41-165-1	9- 7-0	115	1	50-280	4-48.0	2-1	5-54	4-24	3-12	0-1	27:17
NC State	20	17	7- 9-1	38-154-2	26-15-2	145	0	64-299	5-39.2	1-1	9-80	1- 6	6-13	0-0	32:43
at MARYLAND	27	15	7- 6-2	32- 92-0	20-12-0	131	3	52-223	5-44.8	2-0	10-75	3- 9	3-10	0-0	27:40
Florida State	24	24	9-12-3	34-172-1	36-22-0	286	2	70-458	4-32.0	1-1	13-100	2-17	5-14	0-1	32:20
MARYLAND	13	18	5-13-0	28- 54-0	35-23-1	247	1	63-301	6-43.3	1-0	6-31	0- 0	5-14	2-2	28:52
at Clemson	12	16	7- 8-1	41-143-0	27-18-0	251	0	68-394	5-41.8	2-0	1- 5	2-11	6-18	1-2	31:08
at MARYLAND	14	6	3- 3-0	21- 56-0	16-11-0	202	2	38-258	8-41.5	0-0	1-10	1- 9	2-10	0-0	22:51
Miami	13	18	10- 8-0	46-180-0	27-14-1	140	1	73-320	4-42.8	1-1	2-10	1- 4	13-21	0-0	37:09
MARYLAND	16	22	6-12-4	29- 73-0	43-28-2	258	1	72-331	3-38.3	3-2	4-34	0- 0	5-13	1-2	31:32
at Boston College	38	22	8-13-1	30-124-0	29-19-0	249	2	59-373	4-36.3	0-0	11-85	0- 0	5-11	0-0	28:28
at MARYLAND	24	19	9-10-0	33-194-2	26-14-3	182	1	59-376	2-32.0	1-0	5-30	0- 0	4- 9	0-1	24:47
Wake Forest	38	22	17- 5-0	57-296-4	13-10-1	125	1	70-421	3-34.7	1-0	4-34	1- 4	5-11	2-2	35:13

TURNOVERS

Takeaways - 15
Giveaways - 23
Points Following Turnovers
Md. -- 52 (7 TD, 1 FG)
Opp - 66 (9 TD, 1 FG)

SPECIAL TEAMS

Blocked Kicks (by Md.) -- 3
Blocked Kicks (by Opp.) -- 0

KICKOFF COVERAGE

Kickoffs -- Md. 58, Opp. 58
Fair Catches By -- Md. 2, Opp. 0
Touchbacks By -- Md. 15, Opp. 10
Onside Attempts --
Md. 0-0, Opp. 0-1
Out of Bounds By -- Md. 0, Opp. 1
Returns Allowed (Md.) -- 42-876 (20.9 avg.)
Returns Allowed (Opp.) -- 45-1041 (23.1 avg.)

PUNT COVERAGE

Punts -- Md. 52, Opp. 55
Blocks By -- Md. 1, Opp. 0
Fair Catches Forced -- Md. 17, Opp. 3
Touchbacks By -- Md. 7, Opp. 4
Inside 20 -- Md. 21, Opp. 15
Returns Allowed (Md.) -- 18-250 (13.9 avg.)
Returns Allowed (Opp.) -- 27-242 (9.0 avg.)

RED ZONE

Md. Scores/Times in Red Zone
Scoring Percentage -- 38-46 (.826)
TD Percentage -- 22-46 (.478)
Scores -- 38 (22 TD, 16 FG)
Non-Scores -- 8 (2 Missed FG, 3 Downs, 2 Int, End Half)

Opp. Scores/Times in Red Zone
Scoring Percentage -- 32-39 (.821)
TD Percentage -- 19-39 (.487)
Scores -- 32 (19 TD, 13 FG)
Non-Scores -- 7 (2 Downs, 2 Int, 3 Missed FG)

TERRAPINS WHEN...

	Total	ACC	Total	ACC
Record	8-4	5-3	7-1	4-1
Home	6-1	3-1	0-0	0-0
Away	2-3	2-2	1-3	1-2
Neutral	0-0	0-0		
Leading at Halftime			7-1	4-1
Tied at Halftime			0-0	0-0
Behind at Halftime			1-3	1-2
Leading After 3rd Otr			7-1	4-1
Tied After 3rd Otr			0-0	0-0
Behind After 3rd Otr			1-3	1-2
Overtime			0-0	0-0
Scoring 20+ Points			5-3	3-2
Scoring 30+ Points			0-0	0-0
Allowing 10+ Points			2-0	0-0
Allowing 20+ Points			6-0	3-0
With 100-Yard Rusher			1-2	1-2
Allowing 100-Yard Rusher			0-4	0-3
With 300-Yard Passer			0-0	0-0
Allowing 300-Yard Passer			0-0	0-0
Scoring First	6-1	3-1		
Come-From-Behind	2-4	2-3		
Leading After 1st Otr	5-1	2-1		
Tied After 1st Otr	1-1	1-1		
Behind After 1st Otr	2-2	2-1		
Outgain Opponent			1-0	0-0
Fewer Turnovers			5-0	4-0
More Time of Possession			2-2	1-1



SEASON SUPERLATIVES

INDIVIDUAL MARYLAND GAME HIGHS

Rushes	23	Lance Ball at Georgia Tech (Oct 07, 2006) Keon Lattimore vs Wake Forest (Nov 25, 2006)
Yards Rushing	119	Keon Lattimore vs Wake Forest (Nov 25, 2006)
TD Rushes	2	Lance Ball vs William & Mary (Sep 02, 2006) Lance Ball vs Middle Tennessee (Sep 09, 2006)
Long Rush	56	Keon Lattimore at Virginia (Oct 14, 2006)
Pass attempts	45	Sam Hollenbach at West Virginia (Sep 14, 2006)
Pass completions	27	Sam Hollenbach at Boston College (Nov 18, 2006)
Yards Passing	249	Sam Hollenbach at Boston College (Nov 18, 2006)
TD Passes	3	Sam Hollenbach vs Florida State (Oct 28, 2006)
Long Pass	96	Sam Hollenbach vs Miami (Fla.) (Nov 11, 2006)
Receptions	8	Joey Haynos at West Virginia (Sep 14, 2006)
Yards Receiving	175	Darnus Heyward-Bey vs Miami (Fla.) (Nov 11, 2006)
TD Receptions	2	Darrus Heyward-Bey vs Florida State (Oct 28, 2006) Darnus Heyward-Bey vs Miami (Fla.) (Nov 11, 2006)
Long Reception	96	Darrus Heyward-Bey vs Miami (Fla.) (Nov 11, 2006)
Field Goals	4	Dan Ennis vs NC State (Oct 21, 2006)
Long Field Goal	46	Dan Ennis at Georgia Tech (Oct 07, 2006) Dan Ennis at Boston College (Nov 18, 2006)
Punts	8	Adam Podlesh vs Miami (Fla.) (Nov 11, 2006)
Punting Avg	48.0	Adam Podlesh vs NC State (Oct 21, 2006)
Long Punt	62	Adam Podlesh vs Florida State (Oct 28, 2006)
Long Punt Return	45	Danny Oquendo vs Florida State (Oct 28, 2006)
Long Kickoff Return	100	Josh Wilson at Georgia Tech (Oct 07, 2006)
Tackles	17	Ern Henderson at Clemson (Nov 04, 2006)
Sacks	2.0	Dre Moore vs Middle Tennessee (Sep 09, 2006) Josh Wilson vs NC State (Oct 21, 2006)
Tackles For Loss	3.0	Ern Henderson vs Middle Tennessee (Sep 09, 2006)
Interceptions	1	J.J. Justice vs Middle Tennessee (Sep 09, 2006) Christian Varner vs Florida Internat'l (Sep 23, 2006) Ern Henderson at Virginia (Oct 14, 2006) J.J. Justice vs NC State (Oct 21, 2006) Ern Henderson vs NC State (Oct 21, 2006) Trey Covington vs Miami (Fla.) (Nov 11, 2006) Isaiah Gardner vs Wake Forest (Nov 25, 2006)

MARYLAND TEAM HIGHS

Rushes	41	vs NC State (Oct 21, 2006)
Yards Rushing	213	vs William & Mary (Sep 02, 2006)
Yards Per Rush	5.9	vs Wake Forest (Nov 25, 2006)
TD Rushes	3	vs William & Mary (Sep 02, 2006) vs Middle Tennessee (Sep 09, 2006) at Virginia (Oct 14, 2006)
Pass attempts	45	at West Virginia (Sep 14, 2006)
Pass completions	28	at Boston College (Nov 18, 2006)
Yards Passing	258	at Boston College (Nov 18, 2006)
Yards Per Pass	12.8	vs NC State (Oct 21, 2006)
TD Passes	3	vs Florida State (Oct 28, 2006)
Total Plays	78	at West Virginia (Sep 14, 2006)
Total Offense	376	vs Wake Forest (Nov 25, 2006)
Yards Per Play	7.0	vs Miami (Fla.) (Nov 11, 2006)
Points	28	at Virginia (Oct 14, 2006)
Sacks By	4	vs NC State (Oct 21, 2006)
First Downs	24	at West Virginia (Sep 14, 2006)
Penalties	10	vs Florida State (Oct 28, 2006)
Penalty Yards	75	vs Florida State (Oct 28, 2006)
Turnovers	5	at West Virginia (Sep 14, 2006)
Interceptions By	2	vs NC State (Oct 21, 2006)

INDIVIDUAL OPPONENT GAME HIGHS

Rushes	27	Moore, K. vs Wake Forest (Nov 25, 2006)
Yards Rushing	195	SLATON, Steve, at West Virginia (Sep 14, 2006)
TD Rushes	2	SLATON, Steve, at West Virginia (Sep 14, 2006) Choice, T., at Georgia Tech (Oct 07, 2006) Harris, K. vs Wake Forest (Nov 25, 2006)
Long Rush	52	SLATON, Steve, at West Virginia (Sep 14, 2006) Ned, Amod. vs Florida Internat'l (Sep 23, 2006)
Pass attempts	41	Marks, Clint, vs Middle Tennessee (Sep 09, 2006)
Pass completions	22	Marks, Clint, vs Middle Tennessee (Sep 09, 2006)
Yards Passing	286	Lee, X. vs Florida State (Oct 28, 2006)
TD Passes	2	Jameel Sewell, at Virginia (Oct 14, 2006) Lee, X. vs Florida State (Oct 28, 2006)
Long Pass	89	Padnck, Josh, vs Florida Internat'l (Sep 23, 2006)
Receptions	10	Johnson, C., at Georgia Tech (Oct 07, 2006)
Yards Receiving	133	Johnson, C., at Georgia Tech (Oct 07, 2006) Kevin Ogletree, at Virginia (Oct 14, 2006)
TD Receptions	2	Kevin Ogletree, at Virginia (Oct 14, 2006)
Long Reception	89	Smith, Samuel, vs Florida Internat'l (Sep 23, 2006)
Field Goals	4	Dean, J. at Clemson (Nov 04, 2006)
Long Field Goal	42	Smith, Colby, vs Middle Tennessee (Sep 09, 2006)
Punts	8	Blair Pritchard, vs William & Mary (Sep 02, 2006) Cook, Chris, vs Florida Internat'l (Sep 23, 2006)
Punting Avg	46.0	Brooks, D., at Georgia Tech (Oct 07, 2006)
Long Punt	61	Cook, Chris, vs Florida Internat'l (Sep 23, 2006)
Long Punt Return	65	Blackman, D., vs NC State (Oct 21, 2006)
Long Kickoff Return	96	REYNAUD, Darius, at West Virginia (Sep 14, 2006)
Tackles	14	Dunbar, J. at Boston College (Nov 18, 2006)
Sacks	3.0	Johnson, M., at Georgia Tech (Oct 07, 2006)
Tackles For Loss	3.5	Bouie, Keyonvis, vs Florida Internat'l (Sep 23, 2006)
Interceptions	2	Smith, A. vs Wake Forest (Nov 25, 2006)

OPPONENT TEAM HIGHS

Rushes	57	vs Wake Forest (Nov 25, 2006)
Yards Rushing	340	at West Virginia (Sep 14, 2006)
Yards Per Rush	7.9	at West Virginia (Sep 14, 2006)
TD Rushes	4	at West Virginia (Sep 14, 2006) vs Wake Forest (Nov 25, 2006)
Pass attempts	41	vs William & Mary (Sep 02, 2006) vs Middle Tennessee (Sep 09, 2006)
Pass completions	25	vs William & Mary (Sep 02, 2006)
Yards Passing	286	vs Florida State (Oct 28, 2006)
Yards Per Pass	11.6	at Virginia (Oct 14, 2006)
TD Passes	2	vs William & Mary (Sep 02, 2006) at Virginia (Oct 14, 2006) vs Florida State (Oct 28, 2006) at Boston College (Nov 18, 2006)
Total Plays	74	vs Middle Tennessee (Sep 09, 2006)
Total Offense	458	vs Florida State (Oct 28, 2006)
Yards Per Play	7.6	at Virginia (Oct 14, 2006)
Points	45	at West Virginia (Sep 14, 2006)
Sacks By	5	at Georgia Tech (Oct 07, 2006)
First Downs	24	vs Florida State (Oct 28, 2006)
Penalties	13	vs Florida State (Oct 28, 2006)
Penalty Yards	100	vs Florida State (Oct 28, 2006)
Turnovers	3	vs Middle Tennessee (Sep 09, 2006) vs NC State (Oct 21, 2006)
Interceptions By	3	vs Wake Forest (Nov 25, 2006)

GAME-BY-GAME STARTERS

OFFENSE

GAME	Wide Receiver	Left Tackle	Left Guard	Center	Right Guard	Right Tackle	Tight End	Quarterback	Tailback	FB / TE / WR	WR / TE
William & Mary	I. Williams ¹	Heyer ²⁵	Woods ¹	E. Williams ¹	Crummey ¹⁷	Randolph ¹	Haynos ¹	Hollenbach ¹²	Lattimore ³	Heyward-Bey ¹	Oquendo ²
Middle Tenn.	I. Williams ²	Heyer ²⁶	Woods ¹³	E. Williams ²	Clig ¹	Gaither ⁹	D. Gronkowski ¹	Hollenbach ¹³	Ball ⁵	Cesa ⁵	Oquendo ³
at West Virginia	I. Williams ³	Heyer ²⁷	Woods ¹⁴	E. Williams ³	Crummey ¹⁸	Randolph ²	D. Gronkowski ²	Hollenbach ¹⁴	Ball ⁶	Cesa ⁵	Oquendo ⁴
Florida Internat'l.	I. Williams ³	Heyer ²⁸	Woods ¹⁵	E. Williams ⁴	Crummey ¹⁹	Gaither ¹⁰	Haynos ²	Hollenbach ¹⁵	Ball ⁷	Heyward-Bey ²	Oquendo ⁵
at Georgia Tech	Weatherly ³	Heyer ²⁹	Woods ¹⁶	E. Williams ⁵	Crummey ²⁰	Gaither ¹¹	D. Gronkowski ³	Hollenbach ¹⁵	Ball ⁸	Cesa ⁷	Heyward-Bey ³
at Virginia	Weatherly ⁴	Heyer ³⁰	Woods ¹⁷	E. Williams ⁶	Crummey ²¹	Gaither ¹²	D. Gronkowski ⁴	Hollenbach ¹⁷	Ball ⁹	Cesa ⁹	Heyward-Bey ⁴
NC State	I. Williams ⁵	Heyer ³¹	Woods ¹⁹	E. Williams ⁷	Crummey ²²	Gaither ¹³	D. Gronkowski ⁵	Hollenbach ¹⁹	Ball ¹⁰	Cesa ⁹	Heyward-Bey ⁵
Florida State	I. Williams ⁵	Heyer ³²	Woods ¹⁹	E. Williams ⁸	Crummey ²³	Gaither ¹³	Haynos ³	Hollenbach ¹⁹	Ball ¹¹	Cesa ¹⁰	Heyward-Bey ⁵
at Clemson	I. Williams ⁷	Heyer ³³	Woods ²⁰	E. Williams ⁹	Crummey ²⁴	Gaither ¹⁵	Haynos ³	Hollenbach ²⁰	Ball ¹²	D. Gronkowski ⁶	Oquendo ⁶
Miami	I. Williams ⁸	Heyer ³⁴	Woods ²¹	E. Williams ¹⁰	Crummey ²⁵	Gaither ¹⁶	D. Gronkowski ⁶	Hollenbach ²¹	Ball ¹³	Jackson ¹	Heyward-Bey ⁷
at Boston Coll.	I. Williams ⁹	Heyer ³⁵	Thomas ¹	E. Williams ¹¹	Crummey ²⁶	Randolph ³	Haynos ⁵	Hollenbach ²²	Ball ¹⁸	Jackson ²	Heyward-Bey ⁸
Wake Forest	I. Williams ¹⁰	Heyer ³⁶	Thomas ²	E. Williams ¹²	Crummey ²⁷	Gaither ¹⁷	D. Gronkowski ⁷	Hollenbach ²³	Lattimore ⁴	Jackson ³	Heyward-Bey ⁹

DEFENSE

GAME	Def. End	Def. Tackle	Nose Tackle	LEO	WLB	MLB	SLB	Cornerback	Strong Safety	Free Safety	Cornerback
William & Mary	Navarre ¹¹	Bolston ²²	Moore ⁴	Covington ¹¹	Henderson ¹	Jefferson ³	Holloway ²³	Gardner ²	Wimbush ¹	Varner ¹¹	Wilson ¹⁶
Middle Tenn.	Navarre ¹²	Bolston ²³	Feliciano ¹	Covington ¹¹	Henderson ²	Jefferson ⁴	Philistin ¹	Gardner ³	Justice ²	Varner ¹²	Wilson ¹⁷
at West Virginia	Navarre ¹³	Bolston ²⁴	Feliciano ²	Covington ¹²	Henderson ³	Jefferson ⁵	Holloway ²⁴	Gardner ⁴	Wimbush ²	Varner ¹³	Wilson ¹⁸
Florida Internat'l.	Navarre ¹⁴	Bolston ²⁵	Feliciano ³	Covington ¹³	Fokou ¹	Jefferson ⁵	Holloway ²⁵	Gardner ⁵	Wimbush ³	Varner ¹⁴	Barnes ¹
at Georgia Tech	Heggs ¹	Bolston ²⁶	Moore ⁵	Holloway ²⁶	Henderson ³	Jefferson ⁷	Philistin ²	Gardner ⁵	Wimbush ⁴	Varner ¹⁵	Wilson ¹⁹
at Virginia	Navarre ¹⁵	Bolston ²⁷	Moore ⁶	Covington ¹⁴	Henderson ⁵	Jefferson ⁸	Holloway ²⁷	Gardner ⁷	Wimbush ⁵	Varner ¹⁶	Wilson ²⁰
NC State	Navarre ¹⁶	Moore ⁷	Bolston ²⁸	Covington ¹⁵	Henderson ⁶	Jefferson ⁹	Holloway ²⁸	Gardner ⁸	Wimbush ⁶	Varner ¹⁷	Wilson ²¹
Florida State	Navarre ¹⁷	Moore ⁸	Feliciano ⁴	Covington ¹⁶	Henderson ⁷	Jefferson ¹⁰	Holloway ²⁹	Gardner ⁹	Wimbush ⁷	Varner ¹⁸	Wilson ²²
at Clemson	Navarre ¹⁸	Moore ⁹	Feliciano ⁵	Covington ¹⁷	Henderson ⁸	Jefferson ¹¹	Holloway ³⁰	Gardner ¹⁰	Wimbush ⁸	Varner ¹⁹	Wilson ²³
Miami	Navarre ¹⁹	Moore ¹⁰	Feliciano ⁶	Covington ¹⁸	Henderson ⁹	Jefferson ¹²	Holloway ³¹	Gardner ¹¹	Wimbush ⁹	Varner ²⁰	Wilson ²⁴
at Boston Coll.	Navarre ²⁰	Moore ¹¹	Feliciano ⁷	Covington ¹⁹	Henderson ¹⁰	Jefferson ¹³	Holloway ³²	Gardner ¹²	Wimbush ¹⁰	Varner ²¹	Wilson ²⁵
Wake Forest	Navarre ²¹	Moore ¹²	Bolston ²⁹	Covington ²⁰	Henderson ¹¹	Jefferson ¹⁴	Holloway ³³	Gardner ¹³	Wimbush ¹¹	Varner ²²	Wilson ²⁶

CLASS STARTERS BY GAME (INCLUDES PUNTER & KICKER)

GAME	Seniors	Juniors	Sophomores	R-Freshmen	True Freshmen	Total
William & Mary	8	8	7	1 (Heyward-Bey)	0	24
Middle Tenn.	6	9	9	0	0	24
at West Virginia	8	8	8	0	0	24
Florida Internat'l.	7	8	8	1 (Heyward-Bey)	0	24
at Georgia Tech	9	8	5	2 (Heyward-Bey, Heggs)	0	24
at Virginia	9	8	6	1 (Heyward-Bey)	0	24
NC State	8	8	7	1 (Heyward-Bey)	0	24
Florida State	7	10	6	1 (Heyward-Bey)	0	24
at Clemson	7	9	8	0	0	24
Miami	7	8	7	1 (Heyward-Bey)	1 (Jackson)	24
at Boston Coll.	7	8	7	1 (Heyward-Bey)	1 (Jackson)	24
Wake Forest	8	7	7	1 (Heyward-Bey)	1 (Jackson)	24



STEPHON HEYER

TERRAPIN PLAYING-EXPERIENCE SUPERLATIVES

	Offense	Defense
Most overall starts, career —	36, Stephon Heyer (OT)	33, David Holloway (LB)
Most overall starts, 2006 —	27, Andrew Crummey (OG)	29, Conrad Bolston (DL)
Most consecutive starts, career —	12, Stephon Heyer (OT), Sam Hollenbach (OB), Edwin Williams (OC)	12, Wesley Jefferson (LB), Isaiah Gardner (CB), Christian Varner (FS)
Most consecutive starts, 2006 —	15, Sam Hollenbach (OB)	21, Christian Varner (FS)
	12, Stephon Heyer (OT), Edwin Williams (OC)	13, Wesley Jefferson (LB)
	12, Stephon Heyer (OT), Sam Hollenbach (OB), Edwin Williams (OC)	12, Wesley Jefferson (LB), Isaiah Gardner (CB), Christian Varner (FS)



PARTICIPATION CHART

SENIORS (13)	WM	MT	WV	FIU	GT	VA	NCS	FS	CU	MIA	BC	WF
4 Wilson CB	S	S	S	x	S	S	S	S	S	S	S	S
7 Humber TB	x	x	x	x	x	x	x	inj	inj	inj	inj	inj
11 Weatherly WR	inj	inj	inj	inj	S	S	inj	inj	inj	inj	inj	x
12 Wimbush SS	S	x	S	S	S	S	S	S	S	S	S	S
14 Hollenbach OB	S	S	S	S	S	S	S	S	S	S	S	S
22 Ennis PK	S	S	S	S	S	S	S	S	S	S	S	S
33 Js.Allen TB	x	x	x	x	x	x	x	x	x	x	x	x
36 Podlesh P	S	S	S	S	S	S	S	S	S	S	S	S
41 Callahan TB	cd	cd	dnt	cd	cd	dnt	cd	cd	cd	cd	x	x
54 Holloway LB	S	x	S	S	S	S	S	S	S	S	S	S
70 Heyer OT	S	S	S	S	S	S	S	S	S	S	S	S
88 Powell WR	x	x	x	x	x	x	x	x	x	x	x	x
95 Bolston DT	S	S	S	S	S	S	S	x	x	x	x	S
Class Participation	11-8	11-6	11-8	11-7	12-9	12-9	11-8	10-7	10-7	10-7	11-7	12-8

JUNIORS (21)	WM	MT	WV	FIU	GT	VA	NCS	FS	CU	MIA	BC	WF
3 Varner FS	S	S	S	S	S	S	S	S	S	S	S	S
5 Gardner CB	S	S	S	S	S	S	S	S	S	S	S	S
15 Goode TE	x	x	x	x	x	x	x	x	x	x	x	x
21 Lattimore TB	S	x	x	x	x	x	x	x	x	x	x	S
25 Nelson DB	cd	x	x	cd	x	cd	cd	cd	cd	cd	cd	cd
30 Justice SS	x	S	x	x	x	x	x	x	x	x	x	x
32 Cesa FB	x	S	S	x	S	S	S	S	inj	inj	inj	inj
35 Jefferson LB	S	S	S	S	S	S	S	S	S	S	S	S
44 Ball TB	x	S	S	S	S	S	S	S	S	S	S	x
50 Lemons DE	inj	inj	inj	inj	inj	inj	inj	inj	inj	inj	inj	inj
53 McDermond LS	x	x	x	x	x	x	x	x	x	x	x	x
58 Nixon OT	rs	rs	rs	rs	rs	rs	rs	rs	rs	rs	rs	rs
63 Crummey OG	S	inj	S	S	S	S	S	S	S	S	S	S
66 Clig OG	x	S	x	x	x	x	x	x	inj	x	x	x
67 Griffin OT	cd	cd	cd	cd	cd	cd	cd	cd	cd	cd	cd	cd
68 Feliciano DT	x	S	S	S	x	x	x	S	S	S	S	S
69 Woods OG	S	S	S	S	S	S	S	S	S	S	inj	x
77 Burley OT	x	cd	cd	cd	cd	dnt	cd	cd	cd	cd	cd	cd
80 Haynos TE	S	x	x	S	x	x	x	S	S	x	S	x
92 Moore DT	S	x	x	x	S	S	S	S	S	S	S	S
98 Savage DE	x	x	x	x	inj	inj	inj	inj	inj	inj	cd	cd
Class Participation	18-8	16-9	17-8	16-8	15-8	15-8	15-8	15-10	13-9	14-8	13-8	14-7

SOPHOMORES (30)	WM	MT	WV	FIU	GT	VA	NCS	FS	CU	MIA	BC	WF
1 Henderson LB	S	S	S	x	S	S	S	S	S	S	S	S
2 Barnes CB	x	x	x	S	x	x	x	x	x	x	x	x
4 Sheahin OB	cd	cd	cd	cd	cd	dnt	cd	cd	dnt	cd	cd	cd
9 Taylor CB	x	x	x	x	x	x	x	x	x	x	x	x
12 Portis OB	rs	rs	rs	rs	rs	rs	rs	rs	rs	rs	rs	rs
13 D.Gronkowski TE	x	S	S	x	S	S	S	x	S	S	x	S
17 Oquendo WR	S	S	S	S	x	x	x	x	S	x	x	x
19 Steffy OB	x	cd	cd	cd	cd	cd	cd	cd	cd	cd	cd	cd
24 Ifon WR	x	x	x	x	x	x	x	x	x	x	x	x
29 J.Allen DB	x	x	x	x	x	x	x	x	x	x	x	x
31 Schmitt LS	x	x	x	x	x	x	x	x	x	x	x	x
34 Philistin LB	x	S	x	x	S	x	x	x	x	x	x	x
39 Egekeze PK	x	x	x	cd	cd	cd	x	x	x	x	x	x
40 Navarre DE	S	S	S	S	x	S	S	S	S	S	S	S
42 Bullock LB	x	x	x	cd	cd	x	cd	cd	cd	cd	cd	x
42 Dickerson LB	inj	inj	inj	inj	inj	inj	inj	inj	inj	inj	inj	inj
43 R.Costa LB	x	x	x	x	x	x	x	x	x	x	x	x
48 Fokou LB	x	x	x	S	x	x	x	x	x	x	x	x
49 Roberts PK	cd	cd	dnt	x	x	x	cd	x	x	cd	cd	cd
55 Covington DE	S	S	S	S	x	S	S	S	S	S	S	S
60 E.Williams OC	S	S	S	S	S	S	S	S	S	S	S	S

SOPHOMORES (Cont)	WM	MT	WV	FIU	GT	VA	NCS	FS	CU	MIA	BC	WF
61 Oliver OG	cd	cd	cd	cd	cd	cd	cd	cd	cd	cd	cd	cd
75 Randolph OT	S	inj	S	x	cd	x	x	x	x	x	S	x
76 Thomas OT	x	x	x	x	x	x	x	x	x	x	S	x
78 Gaither OT	cd	S	x	S	S	S	S	S	S	S	x	S
84 I.Williams WR	S	S	S	S	x	x	S	S	S	S	S	S
87 Gresham WR	cd	cd	dnt	cd	cd	dnt	cd	cd	dnt	cd	dnt	cd
89 Goldberg WR	cd	cd	cd	cd	cd	cd	cd	cd	cd	cd	cd	cd
91 Frost DE	x	x	x	x	x	x	x	x	x	x	x	x
97 Muhtadi DL	cd	cd	dnt	cd	cd	dnt	cd	cd	dnt	cd	dnt	cd
Class Participation	21-7	20-9	21-8	20-8	19-5	21-6	20-7	21-6	21-8	20-7	20-7	21-7

R-FRESHMEN (19)	WM	MT	WV	FIU	GT	VA	NCS	FS	CU	MIA	BC	WF
6 Wiseman CB	cd	cd	cd	cd	inj	inj	inj	inj	inj	inj	inj	inj
8 Heyward-Bey WR	S	x	x	S	S	S	S	S	x	S	S	S
10 Skinner DB	x	x	x	x	cd	cd	cd	cd	cd	x	x	x
10 Turner OB	cd	cd	cd	cd	cd	cd	cd	cd	cd	cd	dnt	cd
17 Kareem CB	cd	cd	dnt	cd	cd	dnt	cd	cd	dnt	cd	dnt	cd
22 Gaston PK	cd	cd	dnt	cd	cd	dnt	cd	cd	dnt	cd	dnt	cd
25 McCollough CB	inj	inj	inj	inj	inj	inj	inj	inj	inj	inj	inj	inj
26 C.Gronkowski FB	cd	x	x	x	x	x	x	x	x	x	x	x
37 Baum DB	cd	cd	dnt	cd	cd	dnt	cd	cd	dnt	cd	dnt	cd
45 T.Galt TE	cd	cd	cd	cd	cd	cd	cd	cd	cd	cd	cd	x
45 Schultz LB	cd	cd	dnt	cd	cd	dnt	cd	cd	dnt	cd	dnt	cd
47 Clement LB	cd	cd	dnt	cd	cd	dnt	cd	cd	dnt	cd	dnt	cd
51 Pfister LB	inj	inj	inj	inj	inj	inj	cd	cd	cd	cd	dnt	cd
56 D.Galt DE	inj	inj	inj	inj	inj	inj	inj	inj	inj	inj	inj	inj
57 Harrell DE	cd	cd	cd	cd	cd	cd	cd	cd	cd	cd	cd	cd
72 P.Costa OC	x	cd	x	cd	cd	cd	cd	cd	cd	cd	cd	cd
82 Carroll WR	x	x	x	x	x	x	x	x	x	x	x	x
90 Ivey DT	x	cd	cd	cd	cd	cd	cd	cd	cd	cd	cd	cd
93 Heggs DE	x	x	x	x	S	dnt	cd	cd	cd	x	x	cd
Class Participation	6-1	5-0	6-0	5-1	4-2	3-1	3-1	3-1	3-0	5-1	5-1	5-1

T-FRESHMEN (18)	WM	MT	WV	FIU	GT	VA	NCS	FS	CU	MIA	BC	WF
16 Ricker OB	cd	cd	dnt	cd	cd	dnt	cd	cd	dnt	cd	cd	cd
18 L.Williams CB	cd	cd	dnt	cd	cd	dnt	cd	cd	dnt	cd	dnt	cd
20 Green TB	cd	cd	dnt	cd	cd	dnt	cd	cd	dnt	cd	dnt	cd
23 Scott TB	cd	cd	cd	cd	cd	cd	cd	cd	dnt	cd	dnt	cd
24 Washington CB	cd	cd	dnt	cd	cd	dnt	cd	cd	dnt	cd	dnt	cd
27 Thornton CB	cd	cd	dnt	cd	cd	dnt	cd	cd	cd	cd	dnt	cd
37 Jackson-Mills CB	cd	cd	dnt	cd	cd	dnt	cd	cd	dnt	cd	dnt	cd
38 Jackson FB	x	x	cd	x	x	x	x	x	x	S	S	S
40 Akatu TB	cd	cd	dnt	cd	cd	dnt	cd	cd	dnt	cd	dnt	cd
51 Whitmore LB	cd	cd	dnt	cd	cd	dnt	cd	cd	dnt	cd	dnt	cd
52 Clinton LB	cd	cd	dnt	cd	cd	dnt	cd	cd	dnt	cd	dnt	cd
58 Moten LB	cd	cd	cd	cd	cd	dnt	cd	cd	dnt	cd	dnt	cd
59 Wujciak LB	cd	cd	cd	cd	cd	cd	cd	cd	cd	cd	cd	cd
64 Eastburn OC	cd	cd	dnt	cd	cd	dnt	cd	cd	dnt	cd	dnt	cd
81 Smalls WR	cd	cd	dnt	cd	cd	dnt	cd	cd	dnt	cd	dnt	cd
83 Lee-Odai WR	cd	cd	dnt	cd	cd	dnt	cd	cd	dnt	cd	dnt	cd
86 Gloster TE	cd	cd	dnt	cd	cd	dnt	cd	cd	dnt	cd	cd	cd
89 Cannon WR	cd	cd	dnt	cd	cd	dnt	cd	cd	dnt	cd	cd	cd
Class Participation	1-0	1-0	0-0	1-0	1-0	1-0	1-0	1-0	1-0	1-1	1-1	1-1

ACTIVE PLAYERS	57	53	55	53	51	52	50	50	48	50	50	53
-----------------------	-----------	-----------	-----------	-----------	-----------	-----------	-----------	-----------	-----------	-----------	-----------	-----------

x - indicates played in game
 S - indicates started game
 cd - indicates did not play/coach's decision
 inj - indicates did not play or travel due to injury
 dnt - indicates did not travel for reason other than injury
 rs - indicates will sit out season as a redshirt



GAME 1

CHEVY CHASE BANK FIELD AT BYRD STADIUM COLLEGE PARK, MD. SEPT. 2, 2006

MARYLAND 27
WILLIAM & MARY 14

COLLEGE PARK, Md. (AP) - Lance Ball ran for 86 yards and two touchdowns, Keon Lattimore had a career-high 86 yards rushing and a score, as Maryland beat William & Mary.

The Terrapins had little difficulty against the Division I-AA Tribe, scoring touchdowns on two of their first three possessions in building a 24-7 halftime lead. Fifth-year senior Sam Hollenbach went 9-for-15 for 153 yards.

Ball, who led the Terrapins with 903 yards rushing last season, had 15 carries. Lattimore, a junior, ran 13 times.

William & Mary, of the Atlantic 10 Conference, got offensive production from quarterback Jake Phillips, who completed 16 of 31 passes for 127 yards, including a 9-yard touchdown to Elliott Mack in the second quarter. Backup Michael Potts went 9-for-10 and threw a 49-yard TD pass to D.J. McAulay with 4:35 left.

The Terrapins led comfortably at halftime despite committing three turnovers and allowing the Tribe to control the ball for nearly 17 minutes.

Maryland's first possession ended with wide receiver Danny Oquendo losing a fumble, but the Terrapins went up 7-0 the next time they got the ball. After Josh Wilson blocked a punt, Hollenbach completed a 42-yard pass to Joey Haynos to set up a 2-yard touchdown run by Ball.

Oquendo atoned for his turnover on the Terrapins' next drive, making a diving catch for a 38-yard gain with Maryland facing a third-and-11 at its 49. That led to a 1-yard touchdown run by Lattimore and a 14-0 lead.

Minutes later, got a 39-yard field goal by Dan Ennis with 12:19 left in the second quarter.

The Terrapins then forced a punt, but the kick deflected off Maryland's Isaiah Gardner and was recovered by the Tribe at their 44. Nine plays later, Phillips connected with Mack to make it 17-7.

Hollenbach directed a four-play, 75-yard drive that restored the 17-point cushion just before halftime. Hollenbach's 47-yard completion to Isaiah Williams preceded a 3-yard touchdown run by Ball with 53 seconds left in the half.

Hollenbach opened the second half by moving the Terrapins 53 yards in a drive that produced a 25-yard field goal by Ennis.



GAME 2

CHEVY CHASE BANK FIELD AT BYRD STADIUM COLLEGE PARK, MD. SEPT. 9, 2006

MARYLAND 24
MIDDLE TENNESSEE 10

COLLEGE PARK, Md. (AP) - Lance Ball rushed for two touchdowns and Maryland defeated Middle Tennessee before 47,704 at Chevy Chase Bank Field at Byrd Stadium.

Sam Hollenbach completed 11 of 16 passes for 139 yards and ran for a touchdown for the Terrapins (2-0).

Eugene Gross ran for a TD and Clint Marks was 22-for-41 for 216 yards for Middle Tennessee (1-1), which trailed 17-3 at halftime.

Maryland took a 7-0 lead on a 12-yard run by Ball, four plays after Josh Wilson returned the opening kickoff 61 yards.

Middle Tennessee responded with a 13-play, 66-yard drive that produced a 42-yard Colby Smith field goal.

Dan Ennis kicked a 37-yard field goal with 4:06 left in the first quarter and Hollenbach sneaked in from 1 yard out midway through the second period.

Maryland scored on its first possession of the second half. Ball ran 2 yards off left tackle for a 24-3 lead.

The Blue Raiders ate up 8:28 during a 17-play, 80-yard march capped by a 2-yard sweep right by Gross with 1:01 remaining in the third quarter.

Maryland was outgained 321-274 by its Sun Belt Conference opponent, running 50 plays to 74 for the Blue Raiders.



TIM CESA & LANCE BALL

BOX SCORE

	1ST	2ND	3RD	4TH	FINAL
WILLIAM & MARY (0-1)	0	7	0	7	14
MARYLAND (1-0)	14	10	3	0	27

First Quarter

MD - Lance Ball 2 run (Dan Ennis kick), 8:04
MD - Keon Lattimore 1 run (Ennis kick), 3:56

Second Quarter

MD - FG Dan Ennis 39, 12:19
WM - Elliott Mack 9 pass tr Jake Phillips (Blair Pritchard kick), 7:16
MD - Lance Ball 3 run (Ennis kick), 0:53

Third Quarter

MD - FG Dan Ennis 25, 11:13

Fourth Quarter

WM - D.J. McAulay 49 pass fr Mike Potts (Pritchard kick) 4:35

	MD	WM
First Downs	18	16
Rushes-Yards	40-213	29-84
Comp-Att-Int	9-20-1	25-41-0
Passing Yards	153	226
Return Yards	72	105
Punts-Average	4-46.2	10-30.3
Fumbles-Lost	3-3	0-0
Penalties-Yards	1-10	2-15
Sacks By-Yards Lost	2-13	0-0
Time of Possession	28:33	31:27

INDIVIDUAL STATISTICS

RUSHING - Maryland: Keon Lattimore 13-89, Lance Ball 15-86, Josh Allen 6-25, Sam Hollenbach 1-11, J.P. Humber 1-2, Darius Heyward-Bey 1-1, Jordan Steffy 2-0, Team 1-(minus 1); William & Mary: Elijah Brooks 17-62, Jake Phillips 9-12, DeBrian Holmes 3-10

PASSING - Maryland: Sam Hollenbach 9-15-0-153, Jordan Steffy 0-5-1-0, William & Mary: Jake Phillips 16-31-0-127, Mike Potts 9-10-0-99

RECEIVING - Maryland: Danny Oquendo 3-55, Isaiah Williams 2-47, Josh Allen 2-0, Joey Haynos 1-42, Dan Gronkowski 1-9, William & Mary: D.J. McAulay 5-82, Elliott Mack 5-26, Joe Nicholas 4-46, Elijah Brooks 4-29, DeBrian Holmes 3-6, R.J. Archer 2-15, Matt Trinkle 1-12, Drew Atchison 1-10

MISSED FIELD GOALS - None

TACKLES - Maryland: Wesley Jefferson 6-5-11, Dave Philistin 4-3-7, J.J. Justice 4-1-5, Henderson 4-1-5, Covington 0-5-5, William & Mary: Kevin Allen 5-3-8, Josh Rutter 1-6-7, Alan Wheeling 4-2-6, Adnan Tracy 3-2-5, T.J. O'Neill 2-3-5, ATT - 49,763 WEATHER - 69 degrees, partly cloudy, clearing

BOX SCORE

	1ST	2ND	3RD	4TH	FINAL
MIDDLE TENN (0-1)	3	0	7	0	10
MARYLAND (2-0)	10	7	7	0	24

First Quarter

MD - Lance Ball 12 run (Dan Ennis kick), 12:43
MT - FG Colby Smith 42, 6:42
MD - FG Dan Ennis 37, 4:06

Second Quarter

MD - Sam Hollenbach 1 run (Ennis kick), 7:04

Third Quarter

MD - Lance Ball 2 run (Ennis kick), 9:29
MT - Eugene Gross 2 run (Smith kick), 1:01

	MD	MT
First Downs	16	21
Rushes-Yards	34-135	33-105
Comp-Att-Int	11-16-0	22-41-1
Passing Yards	139	216
Return Yards	118	47
Punts-Average	2-42.0	2-39.0
Fumbles-Lost	1-1	3-2
Penalties-Yards	3-25	5-33
Sacks By-Yards Lost	3-11	2-8
Time of Possession	25:56	34:04

INDIVIDUAL STATISTICS

RUSHING - Maryland: Keon Lattimore 13-86, Lance Ball 14-58, Josh Allen 2-1, Team 1-(minus 1), Sam Hollenbach 4-(minus 9), Middle Tennessee: Eugene Gross 13-74, DeMarco McNair 13-46, Clint Marks 6-(minus 3), Colby Smith 1-(minus 12)

PASSING - Maryland: Sam Hollenbach 11-16-0-139, Middle Tennessee: Clint Marks 22-41-1-216

RECEIVING - Maryland: Joey Haynos 3-45, Isaiah Williams 2-31, Keon Lattimore 2-20, Danny Oquendo 2-15, Danus Heyward-Bey 1-19, Tim Cesa 1-9, Middle Tennessee: Bobby Williams 7-71, Jonathan Gngsby 7-59, DeMarco McNair 3-32, Clinton Corder 3-24, Eugene Gross 1-23, Stephen Chicola 1-7

MISSED FIELD GOALS - Maryland: Dan Ennis 31, 43


TACKLES - Maryland: Isaiah Gardner 4-4-8, Eren Henderson 5-2-7, Josh Wilson 4-3-7, Wesley Jefferson 3-4-7, Christian Varner 5-1-6, Dre Moore 3-3-6, Middle Tennessee: J.K. Sabb 4-4-8, Justin Rainey 4-2-6, Reggie Doucet 4-2-6

ATT - 47,704 WEATHER - 77 degrees, partly cloudy



GAME 3

**MILAN PUSKAR STADIUM
MORGANTOWN, W.VA.
SEPT. 14, 2006**



GAME 4

**CHEVY CHASE BANK FIELD AT BYRD STADIUM
COLLEGE PARK, MD.
SEPT. 23, 2006**

#5/5 WEST VIRGINIA

45

MARYLAND

14

MARYLAND

24

FLORIDA INTERNATIONAL

10

MORGANTOWN, W.Va. (AP) — Steve Slaton rushed for 195 yards to lead the fifth-ranked Mountaineers to a victory over the Terrapins on Thursday night.

Pat White threw for a TD and ran for another while Danus Reynaud scored twice, including a 96-yard kickoff return, for the Mountaineers (3-0), who extended their winning streak to 10 games, second in the nation to TCU's 12 in a row.

West Virginia took a 38-10 halftime lead in beating Maryland (2-1) for the third straight year, the first time that has happened since 1996-98. The teams have met every year since 1980.

West Virginia's young defense, pressed to force more turnovers, also delivered, finishing with five takeaways. Maryland's Sam Hollenbach was intercepted twice and the Terrapins fumbled the ball three times, twice by Josh Wilson on kickoffs.

Slaton had 149 yards in the first quarter against Maryland when West Virginia scored on all four possessions.

Slaton had early TD runs of 38 and 37 yards. A fumble recovery on a kickoff set up Reynaud's 5-yard scoring catch from White, who also had a 1-yard TD run in the third quarter.

Jay Henry's interception set up West Virginia's fourth touchdown.

Slaton ran 52 yards to the Maryland 2. He fumbled on the next play, but tight end Brad Palmer pounced on the rolling ball just before it went out of the end zone for his first career touchdown and a 28-0 lead.

Maryland drove 80 yards to start the second quarter with Hollenbach throwing a 6-yard TD pass to tight end Joey Haynos. It was the first TD allowed by the Mountaineers in eight quarters.

After the teams traded field goals, Reynaud picked up his own fumble at the 4-yard line in the final minute of the half, took off up the middle and scored West Virginia's first kickoff return for a touchdown in 31 games.

Lance Ball's 11-yard TD run early in the third quarter pulled Maryland within 38-17.

COLLEGE PARK, Md. (AP) — Sam Hollenbach threw a pair of first-half touchdown passes and Christian Varner intercepted Josh Padrick's pass at the 3-yard line as time expired, preserving Maryland's victory over Florida International.

Padrick, who completed 15 of 32 passes for 221 yards, completed a desperation heave to Chandler Williams at the 9 with 1 second left. Varner's interception, however, sent the Golden Panthers (0-4) to their fourth loss by a combined total of 11 points this season.

Hollenbach completed 17 of 30 passes for 158 yards, and Lance Ball added 82 yards rushing for the Terrapins (3-1).

Maryland took advantage of early miscues by Florida International to take the lead.

After a 13-yard punt by Chris Cook gave the Terrapins the ball at the Florida International 43, their drive appeared to stall when Alexander Bostic sacked Hollenbach on a third-and-11. But the Panthers were called for a face-mask penalty, and two plays later Hollenbach hit Josh Allen on a screen pass for a 14-yard touchdown.

The Terps had a chance to extend the lead early in the second quarter, but Lionell Singleton intercepted Hollenbach's pass in the end zone.

Two plays later, Panthers tight end Samuel Smith caught a short pass from Padrick, broke a tackle at the 35 and ran 87 yards for the tying score. It was the longest pass play in Florida International history.

Following a missed 47-yard field-goal attempt by Maryland's Dan Ennis, the Terrapins took a 14-7 lead near the end of the half when Danny Oquendo's 37-yard punt return gave them the ball at the Panthers 28. Hollenbach then found Williams in the front corner of the end zone with 10 seconds left.

In the second half, A'Mod Ned's 52-yard run down the right sideline set up Chris Patullo's 26-yard field goal, cutting Maryland's lead to 14-10 with 10:42 to play. The Panthers had rushed for a total of 31 yards prior to Ned's run.

Ball finished with 82 yards rushing for the Terrapins, who held the ball for 12 minutes more than Florida International in the game.

BOX SCORE

	1ST	2ND	3RD	4TH	-	FINAL
MARYLAND (2-1)	0	10	7	7	-	24
WEST VIRGINIA (3-0)	28	10	7	0	-	45

	MD	WV
First Quarter	24	17
WV - Steve Slaton 38 run (Pat McAfee kick), 11:43	Rushes-Yards	33-122
WV - Danus Reynaud 5 pass fr Patrick White (McAfee kick), 10:11	Comp-Att-Int	24-45-2
WV - Steve Slaton 37 run (McAfee kick), 2:53	Passing Yards	211
WV - Brad Palmer recovered fumble in end zone (McAfee kick), 1:05	Return Yards	104
Second Quarter	Punts-Average	2-43.0
MD - Joey Haynos 6 pass fr Sam Hollenbach (Dan Ennis kick), 9:26	Fumbles-Lost	3-3
WV - FG Pat McAfee 29, 5:49	Penalties-Yards	3-40
MD - FG Dan Ennis 28, 0:49	Sacks By-Yards Lost	1-1
WV - Danus Reynaud 96 kickoff return (McAfee kick), 0:32	Time of Possession	30:58
Third Quarter		29:02
MD - Lance Ball 11 run (Ennis kick), 11:26		
WV - Patrick White 1 run (McAfee kick), 4:03		
Fourth Quarter		
MD - Isaiah Williams 35 pass fr Hollenbach (Ennis kick), 7:33		

INDIVIDUAL STATISTICS

RUSHING - Maryland: Lance Ball 12-50, Keon Lattimore 15-42, Danny Oquendo 1-21, Sam Hollenbach 2-7, Josh Allen 2-6, Darnus Heyward-Bey 1-minus 4. West Virginia: Steve Slaton 21-195, Patrick White 12-85, Owen Schmitt 8-55, Danus Reynaud 1-6, Team 1-minus 1.

PASSING - Maryland: Sam Hollenbach 24-45-2-211; West Virginia: Patrick White 6-9-0-43.

RECEIVING - Maryland: Joey Haynos 8-51, Darnus Heyward-Bey 5-49, Isaiah Williams 4-53, Danny Oquendo 3-40, Lance Ball 2-12, Keon Lattimore 2-6, West Virginia: Danus Reynaud 4-28, Brandon Myles 1-12, Owen Schmitt 1-3.

MISSED FIELD GOALS - None.

TACKLES - Maryland: David Holloway 5-4-9, Trey Covington 4-3-7, Enn Henderson 2-4-6, Wesley Jefferson 0-6-6, Christian Varner 2-3-5, West Virginia: Kevin McLee 6-2-8, Antonio Lewis 4-4-8, Qunton Andrews 2-5-7, Bobby Hathaway 0-7-7.

ATT - 80,513. WEATHER - 68 degrees, partly cloudy.

BOX SCORE

	1ST	2ND	3RD	4TH	-	FINAL
FLORIDA INT'L (0-4)	0	7	0	3	-	10
MARYLAND (3-1)	7	7	0	0	-	14

	MD	FIU
First Quarter	20	12
MD - Josh Allen 14 pass fr Sam Hollenbach (Dan Ennis kick), 4:23	Rushes-Yards	40-117
Second Quarter	Comp-Att-Int	17-30-1
FIU - Samuel Smith 89 pass fr Josh Padrick (Dustin Rvest kick), 8:07	Passing Yards	158
MD - Isaiah Williams 5 pass fr Sam Hollenbach (Ennis kick), 0:10	Return Yards	170
Fourth Quarter	Punts-Average	7-42.6
FIU - FG Dustin Rvest 26, 10:42	Fumbles-Lost	1-0
	Penalties-Yards	6-74
	Sacks By-Yards Lost	0-0
	Time of Possession	36:07

INDIVIDUAL STATISTICS

RUSHING - Maryland: Lance Ball 19-82, Keon Lattimore 8-38, Josh Allen 9-17, Sam Hollenbach 4-minus 20, FIU: A'mod Ned 15-88, John Ellis 1-4, Josh Padrick 3-minus 3.


PASSING - Maryland: Sam Hollenbach 17-30-1-158. FIU: Josh Padrick 15-32-1-221, Team 0-2-0-0.

RECEIVING - Maryland: Darnus Heyward-Bey 4-35, Isaiah Williams 4-27, Josh Allen 3-43, Danny Oquendo 3-36, Joey Haynos 1-10, Keon Lattimore 1-6, Lance Ball 1-1. FIU: Chand Williams 5-76, A'mod Ned 3-12, Ashley Parker 3-10, Samuel Smith 2-104, Jeremy Dickens 2-19.

MISSED FIELD GOALS - Maryland: Dan Ennis 47.

TACKLES - Maryland: Wesley Jefferson 4-3-7, Moses Fokou 1-4-5, David Holloway 3-1-4, Jeremy Navarre 2-2-4. FIU: Chris Smith 9-4-13, Keyonvis Boue 5-6-11, Wendy Napoleone 3-6-9, Lion Singleton 3-5-8.

ATT - 45,317. WEATHER - 81 degrees, partly cloudy.



GAME 5

**GRANT FIELD AT
BOBBY DODD
STADIUM
ATLANTA, GA.
OCT. 7, 2006**

#18/20 GEORGIA TECH MARYLAND

**27
23**

ATLANTA (AP) - Tashard Choice rushed for a career-high 138 yards and two touchdowns and No. 18 Georgia Tech rallied from a nine-point deficit and survived a last-minute scare to beat Maryland

Michael Johnson got to Maryland quarterback Sam Hollenbach on third and fourth down in the final minute after the Terrapins had a first-and-goal at the 7

Choice posted his second straight 100-yard game. Reggie Ball added 84 yards rushing with a touchdown and completed another touchdown pass to Calvin Johnson as Georgia Tech (5-1, 3-0) won its fifth straight game

Johnson had 10 catches for 133 yards and a touchdown. He caught four passes for 53 yards in the first possession of the game, including a 10-yard touchdown.

Maryland's first points came on a 100-yard kickoff return for a touchdown by Josh Wilson

On Maryland's final possession, Sam Hollenbach completed a pass to Darrus Heyward-Bey that went for 57 yards to the Tech 7

Two carries by Lance Ball gained only 2 yards, leaving Maryland with a third down at the 5. Michael Johnson harassed Hollenbach, who was penalized for intentional grounding. On fourth-and-19, Michael Johnson again broke through for another sack to end the Terrapins' upset bid

Maryland (3-2, 0-1) led 23-14 after three quarters before committing two turnovers in the final period.

After Tech pulled within 23-21, Lance Ball, who rushed for 116 yards, lost a fumble at the Maryland 17 with 11:05 left. The ball was recovered by KaMichael Hall to set up the go-ahead 15-yard touchdown run by Choice


The Terrapins then drove into Tech territory before Hollenbach's fourth-and-2 pass from the 41 was intercepted by Kenny Scott

Hollenbach's 3-yard pass to tight end Joey Haynos, open in the middle of the end zone, gave the Terrapins a 17-7 lead early in the second quarter.

Choice led Georgia Tech back, handling the ball on seven plays in an eight-play touchdown drive that ended with his 1-yard leap over the top for the score

Trailing 17-14, Tech drove to the Maryland 23 late in the half. On fourth-and-1, Bell faked a 40-yard field goal attempt, but his pass attempt for Durant Brooks, the holder, was incomplete

Dan Ennis kicked a 46-yard field goal, the longest of his career, with 59 seconds left in the half to give Maryland a 20-14 lead. A 32-yard field goal by Ennis in the third quarter pushed the lead to 23-14



GAME 6

**SCOTT STADIUM
CHARLOTTESVILLE, VA.
OCT. 14, 2006**

MARYLAND VIRGINIA

**28
26**

CHARLOTTESVILLE, Va. (AP) - Keon Lattimore ran 56 yards for the go-ahead touchdown and Erin Henderson returned an interception 45 yards for another score as Maryland rallied for a victory over Virginia

The Terrapins (4-2, 1-1 Atlantic Coast Conference) trailed 20-0 before staging their comeback.

It started when Emmanuel Byers muffed a punt early in the second half and Maryland recovered at the Virginia 1. Lance Ball scored on the next play, and Maryland scored three more TDs before Virginia contributed some drama at the end.

The Cavaliers (2-5, 1-2) had a chance to tie with 2:37 left when Jameel Sewell hit Kevin Ogletree with a 44-yard touchdown pass, but Terps defensive back Josh Wilson helped break up a 2-point pass to Ogletree.

The victory was the first for the visiting team in five meetings between the Terps with Ralph Fnedgen as coach and Virginia under Al Groh. Last season, Maryland scored 21 points in the fourth quarter in a 45-33 win.

After a 255-yard first half, Virginia managed just three first downs in the third quarter. The Cavaliers still led 21-7, but were clearly on their heels.

Sam Hollenbach ran 3 yards for a touchdown on the second play of the final quarter, and the Terps held Virginia without a first down. Five plays after the Terps took over at their 16, Lattimore burst through the line and down the right sideline almost untouched.

Two plays after the kickoff, Henderson stepped in front of Sewell's pass for Tom Santi at the Terps 45 and the linebacker outran everyone down the other side.

In 6:11, Maryland had scored 21 points and taken a 28-20 lead

Fans who weren't streaming to the exits saw Sewell drive the Cavaliers to the Maryland 21 before his 6-yard run and three incompletions gave the ball back

After a Maryland punt, Sewell found Ogletree down the middle of the field on the first play. But Wilson also had Ogletree on the 2-point pass, and was there to help break up the attempt.

Hollenbach was 17-for-28 for 171 yards, and Sewell was 13-for-21 for 243. He also ran 10 times for 92 yards, including a 36-yard touchdown on Virginia's first series.

BOX SCORE

	1ST	2ND	3RD	4TH	FINAL
MARYLAND (3-2, 0-1)	10	10	3	0	23
GEORGIA TECH (5-1, 3-0)	7	7	0	13	27

First Quarter

GT - Calvin Johnson 10 pass fr Reggie Ball (Travis Bell kick), 10:58
MD - Josh Wilson 100 kickoff return (Dan Ennis kick), 10:38
MD - FG Dan Ennis 18, 1:46

Second Quarter

MD - Joey Haynos 3 pass fr Sam Hollenbach (Ennis kick), 13:33
GT - Tashard Choice 1 run (T. Bell kick), 9:12
MD - FG Dan Ennis 46, 0:59

Third Quarter

MD - FG Dan Ennis 32, 3:09

Fourth Quarter

GT - Reggie Ball 8 run (T. Bell kick), 11:33
GT - Tashard Choice 15 run (pass failed), 10:10

INDIVIDUAL STATISTICS

RUSHING - Maryland: Lance Ball 23-116, Keon Lattimore 5-2, Sam Hollenbach 7-minus 31; Georgia Tech: Tashard Choice 26-138, Reggie Ball 15-84, Rashaun Grant 1-9, Team 1-minus 2

PASSING - Maryland: Sam Hollenbach 16-24-1-190; Georgia Tech: Reggie Ball 13-25-0-161; Travis Bell 0-1-0-0

RECEIVING - Maryland: Darrus Heyward-Bey 5-111, Jason Goode 4-33, Danny Oquendo 2-21, Joey Haynos 2-13, Keon Lattimore 1-10, Lance Ball 1-4; Josh Allen 1-minus 2; Georgia Tech: Calvin Johnson 10-133, James Johnson 3-28

MISSED FIELD GOALS - Georgia Tech: Travis Bell 41, 31

TACKLES - Maryland: David Holoway 6-4-10, Wesley Jefferson 6-3-9, Enn Henderson 5-3-8, Josh Wilson 5-0-5, Isaiah Gardner 4-1-5, Marcus Wimbush 4-1-5, Jeremy Navarre 1-4-5, Georgia Tech: KaMichael Hall 3-8-11, Kenny Scoll 5-3-8, Michael Johnson 5-1-6, Jamal Lewis 4-2-6, Philip Wheeler 2-3-5

ATT - 51,696 WEATHER - 71 degrees, sunny

BOX SCORE

	1ST	2ND	3RD	4TH	FINAL
MARYLAND (4-2, 1-1)	0	0	7	21	28
VIRGINIA (2-5, 1-2)	10	10	0	6	26

First Quarter

VA - Jameel Sewell 36 run (Chns Gould kick), 8:08
VA - FG Chns Gould 26, 0:42

Second Quarter

VA - Kevin Ogletree 38 pass fr Jameel Sewell (Gould kick), 3:21
VA - FG Chns Gould, 0:00

Third Quarter

MD - Lance Ball 1 run (Dan Ennis kick), 8:43

Fourth Quarter

MD - Sam Hollenbach 3 run (Ennis kick), 14:11
MD - Keon Lattimore 56 run (Ennis kick), 9:11
MD - Enn Henderson 45 interception return (Ennis kick), 8:00
VA - Kevin Ogletree 44 pass fr Sewell (pass failed), 2:37

INDIVIDUAL STATISTICS

RUSHING - Maryland: Keon Lattimore 15-114, Lance Ball 12-76, Josh Allen 1-3, Team 2-minus 4, Sam Hollenbach 4-minus 15, Virginia: Jameel Sewell 10-92, Jason Snelling 21-81, Mikell Simpson 2-4, Deyon Williams 1-3, Kevin Ogletree 1-1

PASSING - Maryland: Sam Hollenbach 17-28-1-171, Virginia: Jameel Sewell 13-21-1-243

RECEIVING - Maryland: Darrus Heyward-Bey 5-39, Danny Oquendo 3-41, Keon Lattimore 3-37, Joey Haynos 2-28, Jason Goode 1-13, Isaiah Williams 1-13, Drew Weatherly 1-1, Lance Ball 1-minus 1, Virginia: Kevin Ogletree 3-133, Jason Snelling 3-41, Deyon Williams 3-20, Tom Santi 2-25, Fontel Mares 2-24

MISSED FIELD GOALS - Maryland: Dan Ennis 30, Virginia: Chns Gould 50

TACKLES - Maryland: Wesley Jefferson 4-8-12, Enn Henderson 4-6-10, David Holloway 2-4-6, Marcus Wimbush 3-1-4, Trey Covington 3-1-4, Chstian Vamer 3-1-4, Dre Moore 3-1-4, Virginia: Jon Copper 2-6-8, Byron Glaspay 3-4-7, Chns Long 5-1-6, Jeffrey Fitzgerald 3-3-6, Keenan Carter 0-6-6

ATT - 59,367 WEATHER - 60 degrees, sunny



GAME 7

**CHEVY CHASE
BANK FIELD AT
BYRD STADIUM
COLLEGE PARK, MD.
OCT. 21, 2006**

**MARYLAND
NC STATE**

**26
20**

COLLEGE PARK, Md (AP) - Maryland converted two consecutive turnovers into 14 third-quarter points, and the Terrapins held on to defeat North Carolina State

Maryland (5-2, 2-1 Atlantic Coast Conference) led 6-0 before a fumble recovery and an interception produced two quick touchdowns and a 20-point cushion.

NC State (3-4, 2-2) used a long drive and a 65-yard punt return by Darrell Blackman to close to 23-13 with 8:18 left, but the comeback bid was blunted when Daniel Evans threw his second interception of the game

After Dan Ennis kicked his fourth field goal for Maryland, the Wolfpack used a 1-yard touchdown run by Toney Baker to get within six points with 58 seconds left. But the Terrapins recovered the onside kick to secure the victory

Maryland's Sam Hollenbach went 7-for-9 for 115 yards and a touchdown, and Lance Ball ran for 77 yards and a score

The Wolfpack have been hurt by turnovers all season, and the same problem hindered their bid to beat Maryland for a third straight time. On the first play from scrimmage in the second half, NC State's Andre Brown fumbled when hit by Marcus Wimbush, who recovered at the Wolfpack 31.

After Hollenbach threw a 21-yard completion to Darnius Heyward-Bey, Josh Allen scored on a 5-yard pass to make it 13-0.

On the first play after the kickoff, Evans was intercepted by Erin Henderson at the NC State 24. Hollenbach promptly ran for 20 yards, setting up a 2-yard touchdown run by Ball with 10:07 left in the third quarter

NC State got on the board with a 14-play, 80-yard drive that ended in a 2-yard touchdown run by Brown. But the conversion was blocked, and the Terrapins padded their lead on the ensuing possession, getting a 40-yard field goal for a 23-6 lead

Maryland backup running back Keon Lattimore had three catches for 72 yards and added 33 yards rushing in a first half dominated by the Terrapins

Held to one first down on its opening two possessions, Maryland moved 67 yards in 10 plays before Ennis kicked a 32-yard field goal for a 3-0 lead. The key play was the first one, a 32-yard swing pass from Hollenbach to Lattimore.

The Terrapins started their next drive in identical fashion. This time, Lattimore took a short pass 34 yards to the Wolfpack 24. Five plays later, Ennis kicked a 27-yard field goal

NC State got only 25 yards passing in the first half and advanced into Maryland territory only once in five possessions


BOX SCORE

	1ST	2ND	3RD	4TH	-	FINAL
NC STATE (3-4, 2-2)	0	0	6	14	-	20
MARYLAND (5-2, 2-1)	0	6	17	3	-	26

	MD	NCSU
Second Quarter		
MD - FG Dan Ennis 32, 13:51	First Downs	17
MD - FG Dan Ennis 27, 7:49	Rushes-Yards	34-174
	Comp-Att-Int	17-28-1
Third Quarter		
MD - Josh Allen 4 pass fr Sam Hollenbach (Ennis kick), 11:56	Passing Yards	171
MD - Lance Ball 2 run (Ennis kick), 10:07	Return Yards	160
NCS - Andre Brown 2 run (kick blocked), 4:06	Punts-Average	6-44.3
MD - FG Dan Ennis 40, 0:02	Fumbles-Lost	0-0
	Penalties-Yards	2-20
Fourth Quarter		
NCS - Darrell Blackman 65 punt return (John Deraney kick), 8:18	Sacks By-Yards Lost	1-4
MD - FG Dan Ennis 18, 1:55	Time of Possession	32:12
NCS - Toney Baker 1 run (Deraney kick), 0:58		27:48

INDIVIDUAL STATISTICS

RUSHING - Maryland: Lance Ball 17-77, Sam Hollenbach 7-62, Keon Lattimore 10-35, Tim Cesa 1-11, Josh Allen 1-3, Darnius Heyward-Bey 1-minus 5, Team 4-minus 18. NC State: Toney Baker 20-95, Andre Brown 10-62, Daniel Evans 8-minus 3
PASSING - Maryland: Sam Hollenbach 7-9-0-115-1. NC State: Daniel Evans 15-26-2-145
RECEIVING - Maryland: Keon Lattimore 3-72, Darnius Heyward-Bey 2-36, Josh Allen 1-4, Jason Goode 1-3. NC State: John Dunlap 4-43, Lamart Barrett 3-36, Darrell Blackman 3-30, Anthony Hill 2-40, Andre Brown 2-minus 2, Toney Baker 1-minus 2
MISSED FIELD GOALS - None
TACKLES - Maryland: Wesley Jefferson 7-6-13, Erin Henderson 3-7-10, Marcus Wimbush 3-3-6, David Holloway 1-5-6, Josh Wilson 4-1-5, Isaiah Gardner 3-2-5. NC State: Garland Heath 3-6-9, DaJuan Morgan 5-3-8, Patrick Lowery 4-4-8, Miguel Scott 3-1-4, Martrel Young 1-3-4, Willie Young 1-3-4
ATT - 50,230. **WEATHER** - 55 degrees, clear



GAME 8

**CHEVY CHASE
BANK FIELD AT
BYRD STADIUM
COLLEGE PARK, MD.
OCT. 28, 2006**

**MARYLAND
FLORIDA STATE**

**27
24**

COLLEGE PARK, Md (AP) - Sam Hollenbach threw three touchdown passes, and Maryland held off Florida State to keep the Seminoles in the Atlantic Coast Conference cellar

Maryland led 27-14 in the third quarter, but was not assured the victory until Jeremy Navarre blocked a 46-yard field goal try by Gary Cismesia with 42 seconds left. It was the second time in three seasons that the Terrapins (6-2, 3-1) beat the Seminoles (4-4, 2-4)

After the game, thousands of fans rushed the field to celebrate the win, which made the Terrapins eligible to receive a bowl bid

Florida State sophomore quarterback Drew Weatherford was a late scratch with tendinitis in his right foot, ending a run of 20 successive starts. He was replaced by sophomore Xavier Lee

The short-handed Seminoles closed to 27-24 with 8:49 left when Cismesia kicked a 24-yard field goal after Lee completed a 55-yard pass to Chns Davis. Florida State then forced a punt and took over at its own 15 with 5:30 to go

The Seminoles got to the Maryland 16, but a sack by David Holloway and an incomplete pass preceded the ill-fated field goal try by Cismesia. A brisk wind with gusts of up to 40 mph affected with the kicking game

On the opening drive of the third quarter, FSU Coach Bobby Bowden decided against punting into the wind on a fourth-and-1 at midfield

Fullback Joe Surratt was stuffed by Navarre, and a personal foul against the Seminoles gave Maryland a first down on the FSU 33. On third down, Hollenbach threw a 30-yard touchdown pass to Darnius Heyward-Bey

It turned out to be the Terrapins' final score. Lee then directed an 80-yard drive into the wind, capping the march with a 17-yard touchdown pass to Davis

Hollenbach finished 9-for-16 for 113 yards. He threw two touchdown passes in the first half to stake the Terrapins to a 20-14 lead

Maryland took advantage of a turnover to go up 7-0 in the first quarter. After FSU receiver Greg Carr lost a fumble, Hollenbach capped a 48-yard drive with a 3-yard touchdown pass to Dan Gronkowski

After Antone Smith scored on a 9-yard run for FSU, Dan Ennis put Maryland back in front with a field goal. The Terrapins then forced a punt, and Danny Oquendo returned the kick 35 yards, setting up a 5-yard touchdown catch by Heyward-Bey for a 17-7 lead

A 28-yard punt gave Maryland the ball at the Florida State 49, and the Terrapins converted the fine field position into another field goal

The Seminoles then closed to 20-14 when Carr made a leaping catch in the end zone with 53 seconds left in the half


BOX SCORE

	1ST	2ND	3RD	4TH	-	FINAL
FLORIDA ST. (4-4, 2-4)	7	7	7	3	-	24
MARYLAND (6-2, 3-1)	10	10	7	0	-	27

	MD	WM
First Quarter		
MD - Dan Gronkowski 2 pass fr Sam Hollenbach (Dan Ennis kick), 9:39	First Downs	15
FS - Antone Smith 9 run (Gary Cismesia kick), 6:12	Rushes-Yards	32-92
MD - FG Dan Ennis 38, 0:26	Comp-Att-Int	12-20-0
	Passing Yards	131
Second Quarter		
MD - Darnius Heyward-Bey 5 pass fr Hollenbach (Ennis kick), 11:16	Return Yards	113
MD - FG Dan Ennis 39, 2:19	Punts-Average	5-44.8
FS - Greg Carr 15 pass fr Xavier Lee (Cismesia kick), 0:53	Fumbles-Lost	2-0
	Penalties-Yards	10-75
Third Quarter		
MD - Darnius Heyward-Bey 30 pass fr Hollenbach (Ennis kick), 9:24	Sacks By-Yards Lost	3-9
FS - Chns Davis 17 pass fr Lee (Cismesia kick), 3:42	Time of Possession	27:40
		32:20
Fourth Quarter		
FS - FG Gary Cismesia 24, 8:49		

INDIVIDUAL STATISTICS

RUSHING - Maryland: Keon Lattimore 10-43, Lance Ball 11-39, Danny Oquendo 1-18, Josh Allen 5-18, Team 2-minus 4. Sam Hollenbach 3-minus 22. Florida State: Antone Smith 14-83, Xavier Lee 8-50, Lorenzo Booker 11-41, Joe Surratt 1-minus 2
PASSING - Maryland: Sam Hollenbach 12-20-0-131. Florida State: Xavier Lee 22-36-0-286
RECEIVING - Maryland: Darnius Heyward-Bey 3-57, Keon Lattimore 2-25, Isaiah Williams 2-12, Lance Ball 1-11, Joey Haynos 1-9, Josh Allen 1-9, Cory Jackson 1-6, Dan Gronkowski 1-2. Florida State: Chns Davis 8-132, Greg Carr 5-84, Brandon Warren 3-21, Joslin Shaw 2-35, Antone Smith 2-9, Lorenzo Booker 1-4, Joe Surratt 1-1
MISSED FIELD GOALS - Florida State: Gary Cismesia 46 (blocked)
TACKLES - Maryland: Erin Henderson 10-2-12, Christian Vamer 6-2-8, David Holloway 4-3-7, Marcus Wimbush 2-5-7, Isaiah Gardner 4-1-5, Jeremy Navarre 3-2-5. Florida State: Buster Davis 4-5-9, Myron Rolle 3-5-8, Lawrence Timmons 3-4-7, Roger Williams 3-3-6, Rodney Gallon 3-2-5
ATT - 50,517. **WEATHER** - 50 degrees, windy, clear



GAME 9

**CLEMSON MEMORIAL STADIUM
CLEMSON, S.C.
NOV. 4, 2006**



GAME 10

**CHEVY CHASE BANK FIELD AT
BYRD STADIUM
COLLEGE PARK, MD.
NOV. 11, 2006**

MARYLAND

13

#23/24 MARYLAND

14

#19/19 CLEMSON

12

MIAMI

13

CLEMSON, S.C. (AP) - Dan Ennis kicked a 31-yard field goal as time ran out, lifting Maryland to its fourth straight victory, a win over No. 19 Clemson that moved the Terrapins into a tie for first place in the Atlantic Division race.

The Terps (7-2, 4-1 ACC) used the same blueprint as Virginia Tech to keep Clemson's powerful running game in check. But it looked like it wouldn't matter after Jad Dean kicked his fourth field goal with 2:25 left to put the Tigers (7-3, 4-3) ahead 12-10.

But Sam Hollenbach drove Maryland 54 yards to Clemson's 12 - converting a fourth-and-inches with his sneak - to set up Ennis' game winner.

The Terps jumped and hugged Ennis in celebration. They had a lot to be happy about - the victory keeps them in the mix to represent the league's Atlantic Division in the championship game.

Maryland came into the weekend tied in the division with No. 16 Boston College and No. 22 Wake Forest. It remained on top with Wake Forest after the Demon Deacons' win over the Eagles later Saturday night.

Maryland's chances seemed slim after the Tigers got a key call overturned by the replay booth to help them take the lead.

Clemson trailed 10-9 midway through the final period when quarterback Will Proctor had the ball ripped from his hands at the end of a run near Clemson's 10. Tailback C.J. Spiller chased the ball back to the goal line and slid into the end zone as he collected it. When Maryland linebacker David Holloway fell on Spiller, officials gave Maryland a safety.

But after a lengthy review, Spiller was ruled down on Clemson's 1.

Two plays later, Proctor completed a 71-yard pass down the middle to tight end Thomas Hunter to Maryland's 28.

Clemson appeared to put the game away when James Davis rushed for a touchdown. That play, however, was nullified by an illegal procedure call and the Tigers settled for Dean's final kick.

For the second straight week, Clemson's powerful tailback tandem of Davis and Spiller was held in check. The two combined for 332 yards on the ground to beat Georgia Tech, a victory that lifted the Tigers into the top 10. In this one, Davis had 90 yards - he had a 42-yard run early in the game - and Spiller 41.

Hollenbach led the Terps, completing 23 of 34 passes for 247 yards. He hit on 11 straight throws during one stretch, including Maryland's only touchdown play - a 7-yard scoring pass to Danny Oquendo.

COLLEGE PARK, Md. - Sam Hollenbach connected with Darius Heyward-Bey twice, including a school-record 96-yard touchdown pass in the second quarter, as the Maryland Terrapins outlasted the Miami Hurricanes.

The Terps (8-2, 5-1 ACC) maintained a share of first place in the ACC Atlantic Division following the win. Miami fell to 5-5, 2-4 in the conference.

With the win, Maryland became the first team in 21 seasons to defeat both the Hurricanes and the Florida State Seminoles in the same year, a feat last accomplished by the Florida Gators in 1985.

Despite only recording six first downs, the Terps staked an early 14-0 lead and the defense prevailed, with a key interception by Trey Covington on the Hurricanes' final drive. Although Miami forced a late punt, Isaiah Gardner swooped in to cause Bruce Johnson's fumble, which was recovered by J.J. Justice to seal the victory, Maryland's fifth in a row.

Hollenbach, who threw for over 200 yards for the second straight game, finished with 202 yards on 11-of-16 passing. Heyward-Bey eclipsed the century mark in receiving yards for the second time in his career, with five catches for 175 yards.

The duo connected on the Terps' then-longest play of the season, a 65-yard strike for the opening touchdown with 11:45 remaining in the first quarter. It was the first time Maryland had scored a touchdown on its opening possession since Middle Tennessee on September 9.

However, they eclipsed both the season and all-time marks with the 96-yarder down the right sideline in the second quarter. The play broke the previous record of 92 yards (Stan Levine to Ed Bolton vs. South Carolina), a mark that stood for 57 seasons. In addition, it was the longest play ever given up by the Miami defense in that school's history.

Meanwhile, the Maryland defensive effort was led by linebackers Wesley Jefferson and Erin Henderson, who notched 14 and 13 tackles, respectively. Cornerback Josh Wilson had five pass breakups in the game, including one midway through the fourth quarter which stopped a potential scoring drive for Miami.

Both teams played with great emotion following a pre-game moment of silence and tribute to Hurricanes senior defensive tackle Bryan Pata, who was shot and killed earlier this week.

BOX SCORE

	1ST	2ND	3RD	4TH	FINAL
MARYLAND (7-2, 4-1)	0	7	3	3	13
CLEMSON (7-3, 4-3)	3	3	0	6	12

First Quarter

CU - FG Jad Dean 27, 6:52

Second Quarter

MD - Danny Oquendo 7 pass fr Sam Hollenbach (Ennis kick), 14:54

CU - FG Jad Dean 32, 4:39

Third Quarter

MD - FG Dan Ennis 31, 7:18

Fourth Quarter

CU - FG Jad Dean 25, 14:51

CU - FG Jad Dean 22, 2:25

MD - FG Dan Ennis 31, 0:00

INDIVIDUAL STATISTICS

RUSHING - Maryland: Keon Latimore 10-38, Sam Hollenbach 8-11, Lance Ball 10-5, Clemson: James Davis 20-90, C.J. Spiller 9-41, Will Proctor 9-9, Reggie Memweather 1-3, Chansi Stuckey 2-0

PASSING - Maryland: Sam Hollenbach 23-34-1-247, Team 0-1-0-0, Clemson: Will Proctor 18-27-0-251

RECEIVING - Maryland: Joey Haynos 6-52, Isaiah Williams 5-66, Danny Oquendo 5-36, Darius Heyward-Bey 4-18, Jason Goode 3-75, Clemson: Chansi Stuckey 8-129, Tyler Gnsham 3-28, Thomas Hunter 2-79, Jacoby Ford 2-6, C.J. Spiller 2-2, Aaron Kelly 1-7

MISSED FIELD GOALS - None

TACKLES - Maryland: Erin Henderson 9-9-18, Marcus Wimbush 5-4-9, Trey Covington 5-3-8, Josh Wilson 7-0-7, Isaiah Gardner 6-1-7, Jeremy Navare 4-3-7, Wesley Jefferson 3-4-7, Chnstian Vamer 3-4-7, Clemson: Chns Clemens 9-3-12, Michael Hamlin 8-4-12, Duane Coleman 8-1-9, Antonio Clay 7-2-9, Nick Walkins 4-5-9

ATT - 79,000 **WEATHER** - 49 degrees, sunny

BOX SCORE

	1ST	2ND	3RD	4TH	FINAL
MIAMI (5-5, 2-4)	0	10	0	3	13
MARYLAND (8-2, 5-1)	7	7	0	0	14

First Quarter

MD - Darius Heyward-Bey 65 pass fr Sam Hollenbach (Dan Ennis kick), 11:45

Second Quarter

MD - Darius Heyward-Bey 96 pass fr Hollenbach (Ennis kick), 12:58

MIA - FG Jon Peattie 32, 7:08

MIA - Ryan Moore 28 pass fr Kirby Freeman (Peattie kick), 2:25

Fourth Quarter

MIA - FG Jon Peattie 25, 11:02

	MD	MIA
First Downs	6	18
Rushes-Yards	21-56	46-180
Comp-Att-Int	11-16-0	14-27-1
Passing Yards	202	140
Return Yards	40	74
Punts-Average	8-41.5	4-42.8
Fumbles-Lost	0-0	1-1
Penalties-Yards	1-10	2-10
Sacks By-Yards Lost	1-9	1-4
Time of Possession	22:51	37:09

INDIVIDUAL STATISTICS

RUSHING - Maryland: Lance Ball 10-41, Josh Allen 3-13, Keon Latimore 5-12, Sam Hollenbach 1-minus 4, Team 2-minus 6

Miami: Javans James 22-78, Kirby Freeman 9-51, Tyrone Moss 12-37, Charlie Jones 3-14

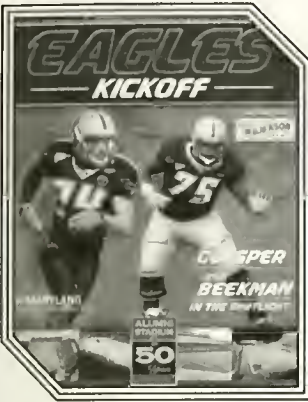
PASSING - Maryland: Sam Hollenbach 11-16-0-202, Miami: Kirby Freeman 14-27-1-140

RECEIVING - Maryland: Darius Heyward-Bey 5-175, Danny Oquendo 2-16, Joey Haynos 2-10, Josh Allen 1-3, Jason Goode 1-minus 2, Miami: Ryan Moore 5-50, Greg Olsen 4-41, Lance Leggett 1-13, Sam Shields 1-11, Chns Zellner 1-9, Tyrone Moss 1-9, Ryan Hill 1-7

MISSED FIELD GOALS - Miami: Jon Peattie 5-0


TACKLES - Maryland: Wesley Jefferson 7-7-14, Erin Henderson 4-9-13, Dre Moore 3-5-8, Marcus Wimbush 3-5-8, Isaiah Gardner 5-2-7, Trey Covington 3-4-7, Miami: Brandon Menweather 3-2-5, Baraka Atkins 1-4-5, Jon Beason 2-2-4, Campbell 2-2-4, Glenn Cook 2-2-4

ATT - 50,721 **WEATHER** - 77 degrees, partly cloudy



GAME 11

**ALUMNI STADIUM
CHESTNUT HILL,
MASS.
NOV. 18, 2006**



GAME 12

**CHEVY CHASE
BANK FIELD AT
BYRD STADIUM
COLLEGE PARK, MD.
NOV. 25, 2006**

#20/20 BOSTON COLLEGE 38

#21/21 MARYLAND 16

BOSTON (AP) - Boston College led 14-0 in the first four minutes on Jolonn Dunbar's returns of 14 and 38 yards before Matt Ryan threw two scoring passes in a win over 21st-ranked Maryland on Saturday.

Any hopes for a comeback were dashed by two more Terrapin turnovers - a 42-yard interception return for a touchdown by DeJuan Tribble and an interception in the end zone by Jamie Silva after Maryland reached the 4-yard line early in the fourth quarter.

The loss ended Maryland's five-game winning streak.

On the second play from scrimmage, Danny Oquendo took a pitchout to the left from quarterback Sam Hollenbach and was blasted by Larry Anam. Oquendo fumbled, Hollenbach slid for the ball but it squirted toward Maryland's end zone, and Dunbar scooped it up and ran for the touchdown just 42 seconds into the game.

On the fifth play of the next series, Hollenbach tried a pitch to the other side with similar results. Lance Ball fumbled and Dunbar was there again, grabbing the ball and racing untouched into the end zone.

Ryan finally got in the game with 6:36 left in the first quarter and threw a 21-yard completion to Tony Gonzalez on his first play. That series ended with a missed 42-yard field goal attempt by Steve Aponavicius. Maryland scored midway through the second quarter on the first of Dan Ennis' three field goals, a 29-yarder.

Then Ryan led BC to touchdowns on a 34-yard pass to Gonzalez and a 17-yarder to Brandon Robinson for a 28-3 lead. On those two series, Ryan completed 9 of 12 passes for 140 yards.

Ennis' 37-yard field goal on the last play of the half and his 46-yarder cut the lead to 28-9. After Tribble's interception, Maryland scored its only touchdown on Josh Allen's 9-yard option pass to Oquendo.

The Terrapins had a chance to get within two scores early in the fourth quarter, but Hollenbach's pass was intercepted in the end zone by Jamie Silva.

They also had a first-and-goal from the 5-yard-line later in the quarter, but turned the ball over on downs.

BOX SCORE

	1ST	2ND	3RD	4TH	-	FINAL
MARYLAND (8-3, 5-2)	0	6	10	0	-	16
BOSTON COLL. (9-2, 5-2)	14	14	7	3	-	38

	MD	BC
First Quarter		
BC - Jolonn Dunbar 14 fumble return (Steve Aponavicius kick), 14:18		
BC - Jolonn Dunbar 38 fumble return (Aponavicius kick), 11:52		
Second Quarter		
MD - FG Dan Ennis 29, 7:05		
BC - Tony Gonzalez 34 pass fr Matt Ryan (Aponavicius kick), 4:00		
BC - Brandon Robinson 17 pass fr Ryan (Aponavicius kick), 0:50		
MD - FG Dan Ennis 37, 0:00		
Third Quarter		
MD - FG Dan Ennis 46, 8:45		
BC - DeJuan Tribble 42 interception return (Aponavicius kick), 4:28		
MD - Danny Oquendo 9 pass from Josh Allen (Ennis kick), 2:02		
Fourth Quarter		
BC - FG Steve Aponavicius 21, 13:11		

INDIVIDUAL STATISTICS

RUSHING - Maryland: Keon Lattimore 13-40, Lance Ball 7-23, Josh Allen 4-12, Sam Hollenbach 3-10, Darius Heyward-Bey 1-4, Danny Oquendo 1-minus 16, Boston College: L.V. Whitworth 21-100, Andre Callender 7-28, Team 2-minus 4

PASSING - Maryland: Sam Hollenbach 27-42-249, Josh Allen 1-1-0-9; Boston College: Matt Ryan 19-29-0-249

RECEIVING - Maryland: Danny Oquendo 6-65, Joey Haynos 6-45, Keon Lattimore 6-34, Darius Heyward-Bey 4-37, Isaiah Williams 2-41, Lance Ball 2-16, Cory Jackson 1-13, Jason Goode 1-7, Boston College: Tony Gonzalez 4-76, Ryan Purvis 3-42, Taylor Sele 2-32, Kevin Challenger 2-25, Brandon Robinson 2-20, Andre Callender 2-1, Jon Loyle 1-16, L.V. Whitworth 1-16

MISSED FIELD GOALS - BOSTON COLLEGE: STEVE APONAVICIUS 4/2

TACKLES - Maryland: Enn Henderson 6-3-9, Wesley Jefferson 4-4-8, Jeremy Navare 4-2-6, David Holloway 5-0-5, Christian Vamer 5-0-5, Marcus Wimbush 3-2-5, Boston College: Jolonn Dunbar 9-5-14, Jamie Silva 7-4-11, Brian Toal 6-5-11, DeJuan Tribble 6-0-6, Larry Anam 4-1-5

ATT - 44,500. WEATHER - 53 degrees, sunny

#20/20 WAKE FOREST 38

MARYLAND 24

COLLEGE PARK, Md (AP) - Kenneth Moore ran for 165 yards and a touchdown, Kevin Harris scored twice, and freshman quarterback Riley Skinner went 10-for-13 for 125 yards and a touchdown for No. 20 Wake Forest, which became the first ACC team in history to go 6-0 on the road with a victory over Maryland.

Wake Forest handed Maryland (8-4 5-3) its first home loss of the season.

It was Wake Forest's first win in eight tries against Maryland since 1998. The Demon Deacons were 13-40-1 against the Terrapins all-time.

Wake Forest went up 28-14 with an 80-yard touchdown drive to start the second half. Moore had runs of 15 and 23 yards and Skinner went 3-for-3 for 35 yards before Harris scored from the 3.

Maryland's Keon Lattimore then accounted for all the yardage in a 49-yard drive that produced a 26-yard field goal by Dan Ennis, but the Deacons answered with a field goal to restore the 14-point cushion.

Maryland closed to 31-24 when Sam Hollenbach threw a 5-yard touchdown pass to Isaiah Williams with 12:54 left. But Wake Forest responded with a 10-play, 76-yard drive that ended with a 1-yard touchdown run by Rich Belton on a fourth-down play.

Lattimore rushed for 119 yards and a touchdown, only the third player to reach the 100-yard mark against the Demon Deacons this season. Hollenbach was 14-for-26 for 125 yards, but threw three interceptions.

Wake Forest yielded 215 yards in the first half, but benefited from turnovers in taking a 21-14 lead.

The final game of a crazy ACC regular season matched two of the league's most surprising teams in a duel for the Atlantic Division title.

Both teams scored touchdowns on their opening drives. Lattimore ran in from the 12 before Harris concluded a 13-play possession with a 2-yard run.

Next came an exchange of turnovers. After Riley Swanson took an interception 30 yards to the Maryland 16, an apparent touchdown run by Moore was erased by a holding call. On the next play, Skinner threw his first interception on the road. A 19-yard touchdown run by Moore made it 14-7 early in the second quarter.

The Terrapins' next two drives ended in interceptions by Alphonso Smith. After the latter turnover, Skinner threw a 49-yard touchdown pass to Willie Idlette for a 21-7 lead.

Maryland then got a 1-yard touchdown run by Lance Ball.

Despite the loss, the Terps still posted their fourth eight-win regular-season over the last six years. They'll have a chance to win nine games for only the 13th time in school history in a bowl game.

BOX SCORE

	1ST	2ND	3RD	4TH	-	FINAL
WAKE FOR. (10-2, 6-2)	7	14	10	7	-	38
MARYLAND (8-4, 5-3)	7	7	3	7	-	24

	MD	WF
First Quarter		
MD - Keon Lattimore 12 run (Dan Ennis kick), 10:16		
WF - Kevin Hams 2 run (Sam Swank kick), 6:11		
Second Quarter		
WF - Kenneth Moore 19 run (Swank kick), 14:20		
WF - Willie Idlette 49 pass fr Riley Skinner (Swank kick), 7:42		
MD - Lance Ball 1 run (Ennis kick), 4:40		
Third Quarter		
WF - Kevin Hams 3 run (Swank kick), 10:03		
MD - FG Dan Ennis 26, 6:37		
WF - FG Sam Swank 36, 0:21		
Fourth Quarter		
MD - Isaiah Williams 5 pass fr Sam Hollenbach (Ennis kick), 12:54		
WF - Rich Belton 1 run (Swank kick), 7:21		

INDIVIDUAL STATISTICS

RUSHING - Maryland: Keon Lattimore 23-119, Lance Ball 6-64, Darius Heyward-Bey 1-9, Sam Hollenbach 3-2, Wake Forest: Kenneth Moore 27-165, Kevin Manon 4-43, Kevin Hams 13-42, Riley Skinner 4-30, Nate Morton 2-12, Rich Belton 4-6, Willie Idlette 1-1, Team 2-minus 3

PASSING - Maryland: Sam Hollenbach 14-26-3-182, Wake Forest: Riley Skinner 10-13-1-125

RECEIVING - Maryland: Isaiah Williams 3-65, Darius Heyward-Bey 3-37, Joey Haynos 2-33, Lance Ball 2-13, Danny Oquendo 2-11, Jason Goode 1-19, Cory Jackson 1-4, Wake Forest: Willie Idlette 4-64, Kenneth Moore 3-33, Nate Morton 2-11, John Tereshinski 1-17

MISSED FIELD GOALS - None

TACKLES - Maryland: Enn Henderson 3-8-11, Marcus Wimbush 4-6-10, Wesley Jefferson 5-4-9, Isaiah Gardner 4-4-8, David Holloway 3-4-7, Trey Covington 2-5-7, Wake Forest: Aaron Curry 5-5-10, Jon Abbate 1-8-9, Stanley Amoux 2-5-7, Josh Gatis 3-3-6

ATT - 51,500. WEATHER - 44 degrees, clear

THE LAST TIME

KICKOFF RETURNED FOR TD

Maryland – Josh Wilson (100 yards) at Georgia Tech, 10/7/06
Opponent – Danus Reynaud (96 yards), West Virginia, 9/14/06

BLOCKED PUNT RETURNED FOR TD

Maryland – Leroy Ambush vs Virginia, 10/6/01
Opponent – David Carter (10 yards), West Virginia, 9/19/98

PUNT RETURNED FOR TD

Maryland – Steve Suter (76 yards) vs West Virginia (Gator Bowl), 1/1/04
Opponent – Darrell Blackman (65 yards) vs NC State, 10/21/06

INTERCEPTION RETURNED FOR TD

Maryland – Erin Henderson (45 yards), at Virginia, 10/14/06
Opponent – DeJuan Tnbbles (42 yards), at Boston College, 11/18/05

FUMBLE RETURNED FOR TD

Maryland – Josh Wilson (20 yards) at Wake Forest, 9/24/05
Opponent – Jolonn Dunbar, twice, (14 yards & 38 yards), at Boston College, 11/18/06

RECORDED A SAFETY

Maryland – vs Wake Forest, 11/30/02 (E J Henderson sack in the end zone)
Opponent – Wake Forest, 9/24/05 (Sam Hollenbach sacked in end zone by D. Anderson)

BLOCKED A PUNT

Maryland – Josh Wilson vs William & Mary, 9/2/06
Opponent – Malcolm Tatum, at Florida State, 11/13/99

BLOCKED A FIELD GOAL

Maryland – Jeremy Navarre vs Florida State, 10/28/06
Opponent – Lance Evans, Virginia, 11/11/03

BLOCKED A PAT

Maryland – Carlos Feliciano, NC State, 10/21/06
Opponent – Rick Sherrod, West Virginia, 9/29/01

DEFENSIVE SHUTOUT

Maryland – vs The Citadel (61-0), 9/13/03
Opponent – at Virginia (16-0), 11/6/04

PLAYER PASSED FOR 6 TDS

Maryland – None
Opponent – Chns Wenke (6, 5, 6, 30, 26, 28), at Florida State, 11/13/99

PLAYER SCORED 5 TDS

Maryland – Bob Shemonski (22 rush, 26 rush, 82 PR, 4 rush, 8 rush) vs Virginia Tech, 11/7/50

PLAYER PASSED FOR 5 TDS

Maryland – Scott Mianovich (5, 14, 27, 5, 12) vs NC State, 11/5/94
Opponent – Chns Rix (16, 9, 28, 22, 31), at Florida State, 10/27/01

PLAYER SCORED 4 TDS

Maryland – Chns Downs (9 rush, 36 rush, 1 rush, 6 rush), at North Carolina, 11/02/02
Opponent – Robert Baldwin (3 rush, 1 rush, 11 rush, 34 rush), Duke, 9/3/94

PLAYER SCORED 4 TDS RUSHING

Maryland – Chns Downs (9, 36, 1, 6), at North Carolina, 11/02/02
Opponent – Robert Baldwin (3, 1, 11, 34), Duke, 9/3/94

PLAYER PASSED FOR 4 TDS

Maryland – Joel Statham (29, 12, 40, 25), at Duke, 9/25/04
Opponent – Rex Grossman (15, 4, 33, 10), Florida, 1/2/02

PLAYER SCORED 3 TDS

Maryland – Mano Memills (6 rush, 1 rush, 2 rush), at Temple, 10/8/05
Opponent – Chns Barclay (53 rush, 5 rush, 74 rush), Wake For., 11/29/03

PLAYER SCORED 3 TDS RUSHING

Maryland – Mano Memills (6, 1, 2), at Temple, 10/8/05
Opponent – Chns Barclay (53, 5, 74), Wake Forest, 11/29/03

PLAYER PASSED FOR 3 TDS

Maryland – Sam Hollenbach (2, 5, 30) vs Florida State, 10/28/06
Opponent – Matt Schaub (27, 7, 24) Virginia, 11/23/02

PLAYER SCORED 3 TDS RECEIVING

Maryland – Vernon Davis (29, 12, 40) at Duke, 9/25/04
Opponent – Talman Gardner (16, 9, 28), Florida State, 10/27/01

THREE PLAYERS SCORED 2 TDS

Maryland – Jermaine Lewis (5 rec, 27 rec), Mancel Johnson (14 rec, 12 rec), Geroy Simon (94 KOR, 5 rec) vs NC State, 11/5/94
Opponent – Earnest Graham (11 rush, 6 rush), Jabar Gaffney (4 rec, 33 rec), Taylor Jacobs (46 rec, 15 rec), Florida, 1/2/02

TWO PLAYERS SCORED 2 TDS

Maryland – Lance Ball (14 rush, 35 rush), Keon Lattimore (1 rush, 9 rush), vs. Virginia, 10/1/05
Opponent – Reggie Memweather (1 rush, 38 rush), Curtis Baham (6 rec, 51 rec.), Clemson, 9/10/05

PLAYER SCORED 2 TDS RUSHING

Maryland – Lance Ball (12, 2), vs Middle Tennessee, 9/9/06
Opponent – Kevin Hams (2, 3), vs Wake Forest, 11/25/06

PLAYER PASSED FOR 2 TDS

Maryland – Sam Hollenbach (65, 96), vs Miami, 11/11/06
Opponent – Jameel Sewell (38, 44), at Virginia, 10/14/06

PLAYER SCORED 2 TDS RECEIVING

Maryland – Darius Heyward-Bey (65, 96), vs Miami, 11/11/06
Opponent – Kevin Ogletree (38, 44), at Virginia, 10/14/06

50-YARD FIELD GOAL

Maryland – Nick Novak (54 yards) vs Duke, 10/11/03
Opponent – Steve Azar (52 yards), Northern Illinois, 8/28/03

45-YARD FIELD GOAL

Maryland – Dan Ennis (46 yards), at Boston College, 11/18/06
Opponent – Connor Barth (45 yards), North Carolina, 11/12/05

FIVE FIELD GOALS

Maryland – Dale Castro (45, 29, 18, 32, 42) vs Mississippi State, 9/22/79
Opponent – Nicholas Setta (51, 32, 18, 46, 24), Notre Dame, 8/31/02

FOUR FIELD GOALS

Maryland – Dan Ennis (32, 27, 40, 18), NC State, 10/21/06
Opponent – Jad Dean (27, 32, 25, 22), at Clemson, 11/4/06

THREE FIELD GOALS

Maryland – Dan Ennis (29, 37, 46), at Boston College, 11/18/06
Opponent – Jad Dean (27, 32, 25, 22), at Clemson, 11/4/06

THREE FIELD GOALS 40 YARDS OR MORE

Maryland – None
Opponent – None

TWO FIELD GOALS 40 YARDS OR MORE

Maryland – Nick Novak (43, 45), vs Florida State, 10/30/04
Opponent – Connor Barth (45, 41), North Carolina, 11/12/05

FOUR FIELD GOALS 30 YARDS OR MORE

Maryland – Nick Novak (54, 34, 31, 48) vs Duke, 10/11/03
Opponent – None

THREE FIELD GOALS 30 YARDS OR MORE

Maryland – Nick Novak (31, 46, 33) at West Virginia, 9/18/04
Opponent – Connor Hughes (43, 39, 29, 36), Virginia, 10/1/05

TWO-POINT CONVERSION BY RUSH

Maryland – Mano Memills, vs Navy, 9/3/05
Opponent – Walter Washington, Temple, 9/11/04

TWO-POINT CONVERSION BY PASS

Maryland – Scott McBen to Bruce Perry at Wake Forest, 11/29/03.
Opponent – Phil Horvath to Sam Hurd, Northern Illinois, 9/4/04

MISSED PAT (KICK)

Maryland – Dan Ennis, at North Carolina, 11/12/05
Opponent – John Deraney, NC State (blocked), 10/21/06

DEFENSIVE EXTRA-POINT

Maryland – None
Opponent – L. Grant (100-yd Interception return), Duke, 10/26/96

40 RUSHING ATTEMPTS

Maryland – Charlie Wysocki (49-217) at Duke, 10/25/80.
Opponent – Ray Robinson (40-178), NC State, 11/4/00

30 RUSHING ATTEMPTS

Maryland – Lance Ball (39-161), at North Carolina, 11/12/05
Opponent – Alvin Pearman (31-170), Virginia, 11/6/04

30 RUSHING ATTEMPTS IN ONE HALF

Maryland – Charlie Wysocki (32) at Duke, 10/25/80

300 RUSHING YARDS

Maryland – LaMont Jordan (37-306) vs Virginia, 11/20/99
Opponent – John Leach (46-329) Wake Forest, 11/20/93

200 RUSHING YARDS

Maryland – Bruce Perry (25-237), at Wake Forest, 11/29/03
Opponent – Chns Barclay (28-243), Wake Forest, 11/29/03

150 RUSHING YARDS

Maryland – Lance Ball (39-161), at North Carolina, 11/12/05.
Opponent – Kenneth Moore (27-165), Wake Forest, 11/25/06

100 RUSHING YARDS

Maryland – Keon Lattimore (23-119), Wake Forest, 11/25/06
Opponent – Kenneth Moore (27-165), Wake Forest, 11/25/06

100 RUSHING YARDS BY A QUARTERBACK

Maryland – Shaun Hill (11-105) vs. Duke, 10/20/01
Opponent – Marcus Vick (16-133), Virginia Tech, 10/20/05

TWO PLAYERS WITH 100 YARDS RUSHING

Maryland – LaMont Jordan (135) and Binan Underwood (114) at Temple, 9/27/97
Opponent – Alvin Pearman (170) and Wali Lundy (107), Virginia, 11/6/04

THREE PLAYERS WITH 100 YARDS RUSHING

Maryland – Richard Jennings (136), Steve Atkins (126) and Jamie Franklin (105) vs. Virginia, 11/22/75

75-YARD TD RUN

Maryland – Bruce Perry (80), at Wake Forest, 11/28/03
Opponent – Chns Barclay (74), Wake Forest, 11/28/03

50-YARD NON-SCORING RUN

Maryland – Lance Ball (65) vs. Boston College, 11/19/05
Opponent – AMod Ned (52), Florida International, 9/23/06

50-YARD TD RUN

Maryland – Keon Lattimore (56), at Virginia, 10/14/06.
Opponent – Chns Barclay (74), Wake Forest, 11/28/03.

50 PASS ATTEMPTS

Maryland – Scott Milanovich (62-46-1, 380, 1 TD) at Florida St., 11/18/95
Opponent – Brad Lewis (52-31-4, 279, 1 TD), West Virginia, 9/29/01.

40 PASS ATTEMPTS

Maryland – Sam Hollenbach (42-27-2, 249, 0 TD) at Boston College, 11/18/06
Opponent – Matt Baker (40-25-0, 335, 1 TD), North Carolina, 11/12/05.

35 PASS ATTEMPTS

Maryland – Sam Hollenbach (45-24-2, 211, 2 TD), at West Va., 9/14/06
Opponent – Xavier Lee (36-22-0, 286, 2 TD), Florida State, 10/28/06

40 PASS COMPLETIONS

Maryland – Scott Milanovich (62-46-1, 380, 1 TD) at Florida St., 11/18/95
Opponent – James MacPherson (49-28-3, 1 TD), Wake Forest, 10/21/00

30 PASS COMPLETIONS

Maryland – Scott Milanovich (62-46-1, 380, 1 TD) at Florida St., 11/18/95
Opponent – Devin Scott (49-32-1, 228, 0 TD), Temple, 9/2/99

25 PASS COMPLETIONS

Maryland – Sam Hollenbach (42-27-2, 249, 0 TD) at Boston College, 11/18/06
Opponent – Matt Baker (40-25-0, 335, 1 TD), North Carolina, 11/12/05

400 YARDS PASSING

Maryland – Scott Milanovich (416) at Wake Forest, 11/20/93
Opponent – Spencer Romine (404), Duke, 10/30/99

300 YARDS PASSING

Maryland – Sam Hollenbach (374), at North Carolina, 11/12/05.
Opponent – Matt Baker (335), North Carolina, 11/12/05

250 YARDS PASSING

Maryland – Sam Hollenbach (374), at North Carolina, 11/12/05.
Opponent – Will Proctor (251), at Clemson, 11/4/06

10 RECEPTIONS

Maryland – Geroy Simon (16-124), at Florida State, 11/18/95.
Opponent – Calvin Johnson (10-133), Georgia Tech, 10/7/06

TWO PLAYERS WITH 10 RECEPTIONS

Maryland – Walt Williams (11) and Geroy Simon (10) at Syracuse, 11/19/94

100 YARDS RECEIVING

Maryland – Darnius Heyward-Bey (5-175), vs. Miami, 11/11/06
Opponent – Chansi Stuckey (8-129), at Clemson, 11/4/06.

TWO PLAYERS WITH 100 YARDS RECEIVING

Maryland – Geroy Simon (124) and Jermaine Lewis (102) at Florida St., 11/18/95.
Opponent – Taylor Jacobs (10-170) and Jabar Gaffney (7-118), Florida (Orange Bowl), 1/2/02

THREE PLAYERS WITH 100 YARDS RECEIVING

Maryland – Jason Kremus (119), Mancel Johnson (106) and Russ Weaver (105) at Wake Forest, 11/20/93.

200 YARDS RECEIVING

Maryland – Jermaine Lewis (9-205) vs. Duke, 9/23/95.
Opponent – Dez White (5-215), at Ga. Tech, 9/30/99

75-YARD NON-SCORING RECEPTION

Maryland – Scott Milanovich to Jermaine Lewis (78) at UNC, 9/11/93
Opponent – C. Randolph to Jax Landfnd (78), Wake Forest, 12/30/02

75-YARD TD RECEPTION

Maryland – Sam Hollenbach to Darnius Heyward-Bey (95), vs. Miami, 11/11/06
Opponent – Josh Padnck to Samuel Smith (89), FIU, 9/23/06

50-YARD NON-SCORING RECEPTION

Maryland – Sam Hollenbach to Jason Goode (57), at Clemson, 11/4/06
Opponent – Will Proctor to Thomas Hunter (71), at Clemson, 11/4/06

50-YARD TD RECEPTION

Maryland – Sam Hollenbach to Darnius Heyward-Bey (95), vs. Miami, 11/11/06
Opponent – Josh Padnck to Samuel Smith (89), FIU, 9/23/06

PLAYER RECORDED 15 OR MORE TACKLES

Maryland – Enn Henderson (18), at Clemson, 11/4/06
Opponent – Troy Bennett (16), Temple, 9/11/04

PLAYER RECORDED 3.0 OR MORE SACKS

Maryland – Shawne Merzman (3.0) vs. North Carolina, 11/2/02
Opponent – Michael Johnson (3.0), at Georgia Tech, 10/7/06

PLAYER RECORDED 2.0 OR MORE SACKS

Maryland – Josh Wilson (2.0) vs. NC State, 10/21/2006
Opponent – Michael Johnson (3.0), at Georgia Tech, 10/7/06

TEAM GAINED 300 YARDS RUSHING

Maryland – at Wake Forest (339), 11/29/03
Opponent – at West Virginia (340), 9/14/06

TEAM GAINED 400 YARDS RUSHING

Maryland – vs. Virginia (445), 11/20/99
Opponent – Georgia Tech (411), 10/9/93

TEAM FAILED TO GAIN 100 YARDS RUSHING

Maryland – at Boston College (73), 11/18/06
Opponent – Florida International (89), 9/23/06

TEAM GAINED 300 YARDS PASSING

Maryland – at North Carolina, (374), 11/12/05
Opponent – North Carolina (335), 11/12/05

TEAM GAINED 400 YARDS PASSING

Maryland – at Duke, (408), 9/25/04
Opponent – Florida (456), 1/2/02

TEAM FAILED TO GAIN 100 YARDS PASSING

Maryland – vs. NC State (24), 10/16/04
Opponent – West Virginia (43), 9/14/06

TEAM GAINED 400 YARDS TOTAL OFFENSE

Maryland – at North Carolina (524), 11/12/05
Opponent – Wake Forest (421), 11/25/06

TEAM GAINED 500 YARDS TOTAL OFFENSE

Maryland – at North Carolina (524), 11/12/05.
Opponent – Florida (659), 1/2/02

TEAM GAINED 600 YARDS TOTAL OFFENSE

Maryland – at Duke (685), 9/25/04
Opponent – Florida (652), 1/2/02

TEAM FAILED TO GAIN 200 YARDS TOTAL OFFENSE

Maryland – at Virginia Tech (197), 11/18/04
Opponent – Duke (185), 9/25/04

SCORED 50 POINTS OR MORE

Maryland – at Duke (55-21), 9/25/04
Opponent – at Virginia Tech (6-55), 11/18/04

TERPS PLAYED IN AN OVERTIME GAME

at North Carolina (W - 1OT, 33-30), 11/12/05
All-time record in overtime games, 3-2 (1-0 at home, 2-2 on the road)

TEAM SCORED 28 POINTS OR MORE IN A OTR.

Maryland – vs. North Carolina (39-ACC record, 2nd Qtr.), 11/1/03
Opponent – at West Virginia (28, 1st Qtr.), 9/16/06

TEAM SCORED 21 POINTS OR MORE IN A OTR.

Maryland – at Virginia (21, 4th Qtr.), 10/14/06
Opponent – at West Virginia (28, 1st Qtr.), 9/16/06.

TERPS PLAYED TO A TIE GAME

vs. Louisiana Tech (Independence Bowl, 34-34), 12/15/90.

ALL-TIME BOWL RESULTS

Record in Bowls: 8-10-2

Jan. 1, 1948 • Gator Bowl
Maryland 20, Georgia 20

Jan. 2, 1950 • Gator Bowl
Maryland 20, Missouri 7

Jan. 2, 1952 • Sugar Bowl
Maryland 28, Tennessee 13

Jan. 1, 1954 • Orange Bowl
Oklahoma 7, Maryland 0

Jan. 2, 1956 • Orange Bowl
Oklahoma 20, Maryland 6

Dec. 28, 1973 • Peach Bowl
Georgia 17, Maryland 16

Dec. 16, 1974 • Liberty Bowl
Tennessee 7, Maryland 3

Dec. 29, 1975 • Gator Bowl
Maryland 13, Florida 0

Jan. 1, 1977 • Cotton Bowl
Houston 30, Maryland 21

Dec. 22, 1977 • Hall of Fame Bowl
Maryland 17, Minnesota 7

Dec. 23, 1978 • Sun Bowl
Texas 42, Maryland 0

Dec. 20, 1980 • Tangerine Bowl
Florida 35, Maryland 20

Dec. 25, 1982 • Aloha Bowl
Washington 21, Maryland 20

Dec. 17, 1983 • Florida Citrus Bowl
Tennessee 30, Maryland 23

Dec. 22, 1984 • Sun Bowl
Maryland 28, Tennessee 27

Dec. 21, 1985 • Cherry Bowl
Maryland 35, Syracuse 18

Dec. 15, 1990 • Independence Bowl
Maryland 34, Louisiana Tech 34


Jan. 2, 2002 • FedEx Orange Bowl
Florida 56, Maryland 23

Dec. 31, 2002 • Chick-fil-A Peach Bowl
Maryland 30, Tennessee 3

Jan. 1, 2004 • Toyota Gator Bowl
Maryland 41, West Virginia 7

GATOR BOWL

GATOR BOWL JACKSONVILLE JAN. 1, 1948



MARYLAND 20 GEORGIA 20

In front of the first capacity crowd in Gator Bowl history, 16,666, Maryland's Lu Gambino was a one-man wrecking crew, rushing for 165 yards and scoring three touchdowns. Gambino's three scores propelled Maryland to a 20-7 lead, but Georgia reeled off 13 points in the fourth quarter to tie the game. The Bulldogs threatened to win the game in the closing seconds, but time ran out with Georgia on Maryland's four-yard line. Despite the tie, there was no question as to the game's most valuable player. Gambino won the Burkhalter Award, signifying the game's outstanding performer. Gambino was inducted into the Gator Bowl Hall of Fame in 1992.

Box Score					
	1st	2nd	3rd	4th	F
Maryland	0	7	13	0	20
Georgia	0	0	7	13	20

2-UM - Gambino 35-yard run (McHugh kick)
 3-UG - Rauch 1-yard run (Gen kick)
 3-UM - Gambino 1-yard run (kick failed)
 3-UM - Gambino 24-yard pass from Baroni (McHugh kick)
 4-UG - Gen 4-yard run (kick failed)
 4-UG - Donaldson 9-yard pass from Rauch (Geni kick)

	UM	UG
First Downs	16	19
Rushing Yards	247	216
Passing	127	190
Comp-Att-Int	7-14-1	12-20-1
Punts-Avg	5-44	4-40
Fumbles-Lost	0-0	2-1
Penalties-Yards	5-66	4-80


RUSHING-Maryland, Gambino 22-165, Idzik 2-32, Bonk 5-23, LaRue 4-24, Turyn 4-9, Brown 2-6, Tucker 2-3, Siebert 3-3, Roth 3(-)-16. Georgia, Donaldson 10-69, Gen 7-56, Henderson 8-48, Reid 7-46, Nestorak 3-6, Bodine 3-2, Bradberry 1-2, Brunson 3(-)-2, Rauch 3 (-)-10.
 PASSING-Maryland, Baroni 7-14-127. Georgia, Rauch 12-20-190. Att. 16,666



Maryland celebrates its first bowl in 1948.

GATOR BOWL

GATOR BOWL JACKSONVILLE JAN. 2, 1950



MARYLAND 20 MISSOURI 7

Three times in the first half Missouri turned the ball over, and all three times Maryland scored a touchdown as the Terrapins defeated the Tigers, 20-7, to earn their first-ever postseason victory. The Terrapin running attack, led by Bob Shemonski and Ed Modzelewski, amassed 266 rushing yards, the second-most by a Maryland bowl team. Maryland defensive back John Idzik set up Maryland's first score with a 26-yard interception return to the Tiger 11-yard line. Shemonski scored on a sweep on the next play for the go-ahead touchdown. Shemonski scored again on a six-yard run late in the second quarter to put the Terps up 20-0.

Box Score					
	1st	2nd	3rd	4th	F
Maryland	7	13	0	0	20
Missouri	0	0	0	7	7

1-UM - Shemonski 11-yard run (Dean kick)
 2-UM - Modzelewski 3-yard run (kick failed)
 2-UM - Shemonski 6-yard run (Dean kick)
 4-MO - Klein 4-yard run (Glonoso kick)

	UM	MO
First Downs	11	13
Rushing Yards	266	100
Passing	16	167
Comp-Att-Int	2-17-1	11-29-3
Punts-Avg	7-39 0	3-38 0
Fumbles-Lost	1-1	5-5
Penalties-Yards	63	10


Att. 18,409



Bob "Shoo-Shoo" Shemonski goes for a TD vs. Missouri.

SUGAR BOWL

**TULANE-SUGAR BOWL
NEW ORLEANS
JAN. 2, 1952**



MARYLAND 28 TENNESSEE 13

In what may have been perhaps the biggest win in Maryland football history, the Terps upset No. 1-ranked and regular season national champion Tennessee, 28-13, in the 1952 Sugar Bowl. The Terps were led by running back Ed "Mighty Mo" Modzelewski (153 yards on 28 carries) and the brilliant play of running back/defensive back Ed Fullerton who scored two touchdowns and threw for another. The Terps put the game out of reach in the third quarter with a 46-yard interception for a touchdown by Fullerton, giving the Terps a 28-6 lead. Maryland finished the season with an overall record of 10-0-0 and a No. 3 national ranking.

Box Score

	1st	2nd	3rd	4th	F
Maryland	7	14	7	0	28
Tennessee	0	6	0	7	13

- 1-UM - Fullerton 2-yard run (Decker kick)
- 2-UM - Shemonski 7-yard pass from Fullerton (Decker kick)
- 2-UM - Scarbath 1-yard run (Decker kick)
- 2-UT - Rechichar 4-yard pass from Payne (kick failed)
- 3-UM - Fullerton 46-yard interception return (Decker kick)
- 4-UT - Payne 2-yard run (Rechichar kick)

	UM	UT
First Downs	18	12
Rushing Yards	289	81
Passing	63	75
Comp-Att-Int	7-13-1	9-19-4
Return Yards	29	16
Punts-Avg	8-38.0	7-43.0
Fumbles-Lost	7-1	2-2
Penalties-Yards	12-120	2-20


RUSHING-Maryland, Modzelewski 28-153, Tennessee, Payne 11-54
PASSING-Maryland, Scarbath 6-9-57, Tennessee, Payne 7-14-75
Att. 80,271



Maryland celebrates its 1951 undefeated season.

ORANGE BOWL

**ORANGE BOWL
MIAMI
JAN. 1, 1954**



OKLAHOMA 7 MARYLAND 0

This was the first game of the contract that pitted the Big Eight Conference champion against the Atlantic Coast Conference champion. The Terrapins took an undefeated season and the nation's No. 1 ranking into the game against an Oklahoma squad that used a powerful running attack to grind out a second quarter touchdown to propel the Sooners to a 7-0 win. Twice the Terps had first down opportunities with the ball inside the 10-yard line and failed to come away with any points. Despite the narrow loss, the Terrapins claimed the 1953 national championship.


Box Score

	1st	2nd	3rd	4th	F
Maryland	0	0	0	0	0
Oklahoma	0	7	0	0	7

- 2-OU - Gnggs 25-yard run (Leake kick)

	UM	OU
First Downs	13	10
Rushing Yards	176	208
Passing	36	22
Comp-Att-Int	5-12-0	4-6-1
Return Yards	25	7
Punts-Avg	5-29.0	7-31.3
Fumbles-Lost	1-1	2-2
Penalty Yards	15	45


RUSHING-Maryland, Felton 10-51, Oklahoma, Gnggs 13-89
PASSING-Maryland, Boxold 3-9-42, Oklahoma, Calame 4-4-22
RECEIVING-Maryland, Nolan 2-31, Oklahoma, Burns 3-17
Att. 68,178



"Shoo-Shoo" Shemonski high-stepping in the 1954 Orange Bowl.

ORANGE BOWL

**ORANGE BOWL
MIAMI
JAN. 2, 1956**



OKLAHOMA 20 MARYLAND 6

The third-ranked Terps came into the Orange Bowl riding a 15-game winning streak, only to have it snapped by an Oklahoma team that extended its winning streak to 30 games with its 20-6 win. The Terps, who led 6-0 at halftime, were stunned when the Sooners went into their famous "fast break offense" and reeled off two third quarter touchdowns to earn the national championship. Ed Vereb, who scored the Terps' lone touchdown, finished with 108 rushing yards. Maryland was hurt by five turnovers.


Box Score

	1st	2nd	3rd	4th	F
Maryland	0	6	0	0	6
Oklahoma	0	0	14	6	20

- 2-UM - Vereb 15-yard run (kick failed)
- 3-OU - McDonald 4-yard run (Pnces kick)
- 3-OU - O'Neil 1-yard run (Pnces kick)
- 4-OU - Dodd 82-yard interception return (kick failed)

	UM	OU
First Downs	9	16
Rushing Yards	187	202
Passing	46	53
Comp-Att-Int	3-10-3	4-10-1
Punts-Avg	7-40.0	8-34.0
Fumbles-Lost	3-2	1-1
Penalties-Yards	4-61	4-35


RUSHING-Maryland, Vereb 8-108, Oklahoma, Harris 9-63
PASSING-Maryland, Beightol 2-7-46, Oklahoma, Harris 3-5-34
RECEIVING-Maryland, Cooke 1-21, Oklahoma, Burns 2-28
Att. 75,561



Ed Vereb rushed for the Terps' only TD and 108 yards in the '56 Orange Bowl.

PEACH BOWL

FULTON COUNTY STADIUM ATLANTA DEC. 28, 1973



GEORGIA 17 MARYLAND 16

Maryland came away from its first bowl game in 18 years a bitterly disappointed team. The Terrapins dominated Georgia in all phases, but the game was tied 10-10 at the half thanks to a couple of big plays by the Bulldogs. In the third quarter, a costly Terp fumble led to Georgia's go-ahead touchdown. Seven times the Terrapins were inside the Georgia 20-yard line, coming away with only nine points. The Terps' lone touchdown came via Walter White's 68-yard touchdown reception.

LIBERTY BOWL

LIBERTY BOWL MEMORIAL STADIUM MEMPHIS DEC. 16, 1974




TENNESSEE 7 MARYLAND 3

The Maryland defense, led by All-ACC defensive tackle Randy White, shut out Tennessee for nearly four quarters but lost the game when the Volunteers' quarterback, Randy Wallace, found Larry Seivers for an 11-yard touchdown pass with 2:08 to play. The Terps were punting from their own 13 when a bad snap from the center was recovered by the Volunteers on the Maryland seven-yard line. Maryland had a chance to win the game but an apparent 20-yard touchdown pass was ruled out of bounds.

GATOR BOWL

GATOR BOWL JACKSONVILLE DEC. 29, 1975



MARYLAND 13 FLORIDA 0

The ACC champion Terrapins headed into the 1975 Gator Bowl as a seven-point underdog to the Florida Gators. However, this did not deter the Terps, who were coming off their best season (8-2-1) in 20 years. Maryland shut out the Gators, 13-0, in front of a large pro-Florida crowd in a steady downpour. The Maryland defense held the SEC's total offense leader scoreless and intercepted two Florida passes which led to the first 10 Maryland points. This was the first Terp win over an SEC team since 1955.

Box Score

	1st	2nd	3rd	4th	F
Maryland	0	10	0	6	16
Georgia	0	10	7	0	17

- 2-UG - Poulous 62-yard pass from Johnson (Leavitt kick), 5:27
- 2-UM - White 68-yard pass from Carter (Mike-Mayer kick), 5:04
- 2-UM - Mike-Mayer 36-yard field goal, 1:31
- 2-UG - Leavitt 26-yard field goal, 0:06
- 3-UG - Johnson 1-yard run (Leavitt kick), 4:24
- 4-UM - Mike-Mayer 25-yard field goal, 13:53
- 4-UM - Mike-Mayer 28-yard field goal, 7:35

	UM	UG
First Downs	15	11
Rushing Yards	219	170
Passing	242	114
Comp-Att-Int	8-18-1	5-16-1
Return Yards	78	135
Punts-Avg	6-31.8	8-41.3
Fumbles-Lost	4-3	2-2
Penalties-Yards	5-63	1-5

RUSHING-Maryland, Carter 29-126 Georgia, King 16-57
 PASSING-Maryland, Kinard 4-8-113 Georgia, Johnson 5-16-114
 RECEIVING Maryland, White 2-106 Georgia, Poulous 2-62
 Att: 80,271



Coach Jerry Claiborne (left) congratulates Georgia coach Vince Dooley after the Bulldogs' win.

Box Score

	1st	2nd	3rd	4th	F
Maryland	0	3	0	0	3
Tennessee	0	0	0	7	7

- 2-UM - Mike-Mayer 28-yard field goal
- 4-UT - Seivers 11-yard pass from Wallace (Towson kick)

	UM	UT
First Downs	16	15
Rushing Yards	108	173
Passing	158	65
Comp-Att-Int	15-22-2	7-16-0
Return Yards	76	65
Punts-Avg	6-41.0	7-39.0
Fumbles-Lost	3-3	4-2
Penalties-Yards	4-63	8-69

RUSHING-Maryland, Carter 22-65 Tennessee, Gayle 17-106
 PASSING-Maryland, Avellini 15-22-158 Tennessee, Holloway 6-15-54
 RECEIVING Maryland, White 5-68 Tennessee, Seivers 4-38
 Att: 51,284



Louis Carter rushed for 65 yards in the Terps' 1974 Liberty Bowl appearance.

Box Score

	1st	2nd	3rd	4th	F
Maryland	7	3	0	3	13
Florida	0	0	0	0	0

- 1-UM - Hoover 19-yard pass from Dick (Sochko kick) 6:15
- 2-UM - Sochko 20-yard field goal 6:49
- 4-UM - Sochko 27-yard field goal 11:41

	UM	UF
First Downs	15	14
Rushing Yards	209	182
Passing	82	28
Comp-Att-Int	7-16-0	3-19-3
Return Yards	26	25
Punts-Avg	7-39.5	7-38.5
Fumbles-Lost	0-0	1-1
Penalties-Yards	5-47	6-48

RUSHING-Maryland, Atkins 20-127 Florida, DuBose 18-95
 PASSING-Maryland, Dick 5-13-67 Florida, Fisher 2-12-33
 RECEIVING Maryland, Hoover 2-24 Florida, Lecomte 1-25
 Att: 64,012



Kim Hoover hauls in the only TD of the Terps' win in the '75 Gator Bowl.



COTTON BOWL

COTTON BOWL DALLAS
JAN. 1, 1977



HOUSTON 30 MARYLAND 21

Maryland entered the 1977 Cotton Bowl with a perfect 11-0 record, but the hopes for a perfect season were dashed quickly when Houston scored 21 first-quarter points en route to a 30-21 win. The Cougars rushed for a total of 320 yards in the game and 144 in the 21-point first quarter. The Terps cut the lead to 27-21 in the fourth quarter, but a 5:42 drive by the Cougars late in the quarter resulted in a field goal, slamming the door on any Terp comeback hopes.

Box Score

	1st	2nd	3rd	4th	F	
Maryland	0	7	7	7	—	21
Houston	21	6	0	3	—	30

1-UH - Thomas 11-yard run (Coplin kick) 6:27		
1-UH - Blackwell 33-yard run (Coplin kick) 3:13		
1-UH - Blackwell 1-yard run (Coplin kick) 0:51		
2-UM - Manges 6-yard run (Loncar kick) 9:36		
2-UH - Bass 33-yard pass from Davis (kick failed) 0:55		
3-UM - Sievers 11-yard pass from Manges (Sochko kick) 1:41		
4-UM - Wilson 1-yard run (Sochko kick) 8:46		
4-UH - Coplin 28-yard field goal 0:18		
	UM	UH
First Downs	17	20
Rushing Yards	120	320
Passing	179	108
Comp-Att-Int	17-32-0	5-8-0
Return Yards	13	5
Punts-Avg	6-44 0	4-36 0
Fumbles-Lost	1-1	4-3
Penalties-Yards	8-80	5-22

RUSHING-Maryland, Scott 11-47 Houston, Blackwell 22-149
PASSING-Maryland, Manges 17-32-179 Houston, Davis 5-8-108
RECEIVING Maryland, Kinney 6-72 Houston, Foster 3-62
Att. 58,500



Eric Sievers caught his first college TD on this play in the '77 Cotton Bowl.

HALL OF FAME BOWL

LEGION FIELD BIRMINGHAM
DEC. 22, 1977



MARYLAND 17 MINNESOTA 7

After allowing an early Minnesota touchdown run, the Terps scored the next 17 points and shut out the Golden Gophers over the next three quarters to leave Birmingham with a 17-7 win. Offensively, the Terps looked to George Scott who rushed for 75 yards and two second-quarter touchdowns to put Maryland in the lead for good. The Maryland defense held the Gophers to only 69 yards of total offense in the second half.

Box Score

	1st	2nd	3rd	4th	F	
Maryland	3	14	0	0	—	17
Minnesota	7	0	0	0	—	7

1-MN - Barber 1-yard run (Rogind kick) 9:02		
1-UM - Sochko 32-yard field goal 5:21		
2-UM - Scott 2-yard run (Sochko kick) 7:04		
2-UM - Scott 1-yard run (Sochko kick) 4:53		
	UM	MN
First Downs	15	17
Rushing Yards	120	113
Passing	211	155
Comp-Att-Int	12-23-1	13-26-0
Return Yards	3	6
Punts-Avg	5-36 8	9-27 7
Fumbles-Lost	3-2	3-2
Penalties-Yards	12-80	6-54

RUSHING-Maryland, Scott 24-75 Minnesota, Kitzmann 24-76
PASSING-Maryland, Dick 12-20-211 Minnesota, Avery 12-23-130
RECEIVING Maryland, White 8-126 Minnesota, Anthon 5-49
Att. 47,000



George Scott ran for two TDs and 75 yards in the Terps' '77 Hall of Fame Bowl win.

SUN BOWL

SUN BOWL EL PASO
DEC. 23, 1978



TEXAS 42 MARYLAND 0

The Maryland Terrapins, appearing in their sixth consecutive bowl and looking for their second straight bowl win, ran into a very determined Texas Longhorn team. The Longhorns' running game amassed 220 yards and five touchdowns, while the Texas defense held Maryland to 248 yards of total offense. It was the first time in 95 games the Terps had been held scoreless, ending the third-longest streak in the nation.

Box Score

	1st	2nd	3rd	4th	F	
Maryland	0	0	0	0	—	0
Texas	21	7	14	0	—	42

1-UT - L. Jones 7-yard run (Erleben kick) 10:27		
1-UT - J. Jones 1-yard run (Erleben kick) 7:15		
1-UT - L. Jones 29-yard pass from McBaeth (Erleben kick) 4:37		
2-UT - McBaeth 2-yard run (Erleben kick) 12:55		
3-UT - J. Jones 14-yard run (Erleben kick) 2:42		
3-UT - H. Jones 32-yard run (Erleben kick) 1:08		
	UM	UT
First Downs	20	18
Rushing Yards	34	220
Passing	214	45
Comp-Att-Int	17-43-4	2-7-0
Return Yards	0	20
Punts-Avg	8-37	7-41
Fumbles-Lost	2-1	3-1
Penalties-Yards	5-35	7-42

RUSHING-Maryland, Atkins 10-15 Texas, H. Jones 14-104
PASSING-Maryland, O'Hare 12-27-146 Texas, McBaeth 2-5-45
RECEIVING Maryland, Richards 4-52 Texas, L. Jones 2-45
Att. 33,122



Charles Johnson's mood tells the story after the Terps lost in the '78 Sun Bowl.

27 SPORTS • 1 TEAM

TANGERINE BOWL

**TANGERINE BOWL
ORLANDO
DEC. 20, 1980**

FLORIDA 35 MARYLAND 20

Maryland's Charlie Wysocki rushed for 159 yards and a touchdown, but it was not enough to overcome the passing attack of the Gators' Wayne Peace, who threw for 271 yards and two touchdowns. Peace's favorite receiver, Cris Collinsworth, caught eight passes for 166 yards, including a 21-yard touchdown catch that led to Florida's 28-20 lead. Maryland's Dale Castro tied a Tangerine Bowl record and established a new Terrapin bowl record when he booted his fourth field goal in the third quarter.


Box Score

	1st	2nd	3rd	4th	F
Maryland	3	6	11	0	20
Florida	0	14	14	7	35

- 1-UM - Castro 34-yard field goal 4:50
- 2-UF - Collinsworth 24-yard pass from Peace (Clark kick) 14:04
- 2-UM - Castro 27-yard field goal 4:37
- 2-UM - Castro 26-yard field goal 4:28
- 2-UF - Jones 2-yard run (Clark kick) 1:46
- 3-UM - Wysocki 2-yard run (Tice run) 14:48
- 3-UM - Castro 42-yard field goal 10:00
- 3-UF - Peace 1-yard run (Clark kick) 4:43
- 3-UF - Collinsworth 21-yard pass from Peace (Clark kick) 3:29
- 4-UF - Brown 2-yard run (Clark kick) 9:31

	UM	UF
First Downs	19	16
Rushing Yards	181	108
Passing	155	271
Comp-Att-Int	12-26-3	20-34-1
Return Yards	14	54
Punts-Avg	4-39.0	6-34.0
Fumbles-Lost	4-2	1-0
Penalties-Yards	6-44	11-108

RUSHING-Maryland, Wysocki 39-159 Florida, Brown 16-71
PASSING-Maryland, Tice 11-23-129 Florida, Peace 20-24-271
RECEIVING Maryland, Havener 4-83 Florida, Collinsworth 8-166
Att 52,541




Charlie Wysocki ran for 159 yards in the '80 Tangerine Bowl.

ALOHA BOWL

**ALOHA STADIUM
HONOLULU
DEC. 25, 1982**

WASHINGTON 21 MARYLAND 20

Maryland and Washington made sure the fans who went to the inaugural Aloha Bowl got their money's worth. The Huskies' touchdown with :06 left secured Washington's come-from-behind, 21-20 victory. The Terps had a chance to go up by nine points with 3:39 left to play, but Jess Atkinson's 32-yard field goal attempt fell short. The Terps had fallen behind 14-6 in the first half and Boomer Esiason completed 10 passes for 120 yards and a touchdown in the third quarter, sparking Maryland to a 20-14 lead early in the fourth.



Box Score

	1st	2nd	3rd	4th	F
Maryland	0	6	6	8	20
Washington	7	7	0	7	21

- 1-UW - Allen 27-yard pass from Cowan (Nelson kick) 10:14
- 2-UM - D'Addio 19-yard pass from Esiason (kick failed) 14:52
- 2-UW - Allen 71-yard pass from Cowan (Nelson kick) 5:21
- 3-UM - Tice 36-yard pass from Esiason (conversion failed) 12:18
- 4-UM - Nash 2-yard run (Tice pass from Esiason) 10:44
- 4-UW - Allen 11-yard pass from Cowan (Nelson kick) 0:06

	UM	UW
First Downs	17	20
Rushing Yards	68	63
Passing	251	369
Comp-Att-Int	19-32-1	35-55-0
Return Yards	45	43
Punts-Avg	7-38.0	5-45.0
Fumbles-Lost	2-1	4-4
Penalties-Yards	8-55	7-50

RUSHING-Maryland, Nash 11-41, Washington, Robinson 16-50
PASSING-Maryland, Esiason 19-32-251 Washington, Cowan 33-55-369
RECEIVING Maryland, Tice 6-85 Washington, Skansi 10-81
Att 30,055



Dave D'Addio rushes past Washington in the Aloha Bowl.

CITRUS BOWL

**FLORIDA CITRUS BOWL
ORLANDO
DEC. 17, 1983**



TENNESSEE 30 MARYLAND 23

Tennessee scored two touchdowns in the fourth quarter to overcome a 20-16 deficit and defeat the Terps, 30-23, in the 1983 Citrus Bowl. Maryland took a four-point lead into the fourth quarter, thanks to outstanding play from reserve quarterback Frank Reich. Reich entered the game in the second quarter when starter Boomer Esiason suffered a shoulder injury. Reich's one mistake of the day, an interception early in the fourth quarter, set the Vols on Maryland's 14-yard line which led to a Tennessee touchdown run that was the difference.

Box Score

	1st	2nd	3rd	4th	F
Maryland	3	6	11	3	23
Tennessee	7	3	6	14	30

- 1-UM - Atkinson 18-yard field goal 4:01
- 1-UT - Taylor 12 pass from Cockrell (Revezick kick) 1:04
- 2-UM - Atkinson 48-yard field goal 13:43
- 2-UM - Atkinson 31-yard field goal 12:01
- 2-UT - Revezick 25-yard field goal 4:34
- 3-UM - Atkinson 22-yard field goal 10:47
- 3-UT - Henderson 19-yard run (Cockrell pass failed) 5:29
- 3-UM - Badanjek 3-yard run (Badanjek run) 4:14
- 4-UT - Jones 1-yard run (Revezick kick) 14:01
- 4-UT - Jones 2-yard run (Revezick kick) 11:58
- 4-UM - Atkinson 26-yard field goal 4:34

	UM	UT
First Downs	17	25
Rushing Yards	95	201
Passing	253	185
Comp-Att-Int	18-28-1	16-23-1
Return Yards	10	26
Punts-Avg	0-0.0	1-47.0
Fumbles-Lost	3-1	1-1
Penalties-Yards	6-32	1-5


RUSHING-Maryland, Joyner 17-58 Tennessee, Jones 29-154
PASSING-Maryland, Reich 14-22-192 Tennessee, Cockrell 16-23-185
RECEIVING Maryland, David 4-66 Tennessee, Duncan 6-59
Att 50,183



Bobby Ross (far left) and Boomer Esiason (second from left) visit Goofy at the Magic Kingdom.

SUN BOWL

**SUN BOWL
EL PASO
DEC. 22, 1984**



MARYLAND 28 TENNESSEE 27

The Maryland Terrapins were truly the comeback team of 1984. Maryland trailed Tennessee 21-0 at halftime and erupted for a Terrapin bowl record 22 points in the third quarter. Frank Reich's third-quarter touchdown pass to Ferrell Edmunds put the Terps up 22-21, but the ensuing kickoff was returned for a touchdown by the Volunteers to give them a 27-22 lead. Then with 8:03 left to play, the Terps' offense pounded out a 5:05 drive that was capped by a one-yard scoring run by Rick Badanjek for the game-winning touchdown.

Box Score

	1st	2nd	3rd	4th	F
Maryland	0	0	22	6	28
Tennessee	10	11	6	0	27

1-UT - Jones 2-yard run (Reveziz kick) 6:34
1-UT - Reveziz 24-yard field goal 2:29
2-UT - Reveziz 52-yard field goal 5:13
2-UT - McGee 6-yard pass from Robinson (McGee pass from Robinson) 0:37
3-UM - Neal 57-yard run (pass failed) 10:35
3-UM - Atkinson 23-yard field goal 6:32
3-UM - Badanjek 1-yard run (run failed) 3:47
3-UM - Edmunds 40-yard pass from Reich (Atkinson kick) 3:47
3-UT - Penuska 100-yard kickoff return (pass failed) 0:10
4-UM - Badanjek 1-yard run (pass failed) 2:28

	UM	UT
First Downs	22	13
Rushing Yards	229	148
Passing	201	132
Comp-Att-Int	17-28-1	15-24-0
Return Yards	80	194
Punts-Avg	4-39.0	5-42.4
Fumbles-Lost	2-2	2-2
Penalties-Yards	8-63	6-49


RUSHING-Maryland, Neal 12-107. Tennessee, Jones 14-80.
 PASSING-Maryland, Reich 17-28-201. Tenn., Robinson 15-24-132
 RECEIVING-Maryland, Hill 4-69. Tennessee, McGee 6-66
 Att: 50,126



After rallying from a 21-0 halftime deficit, the Terps carried coach Bobby Ross off the field after winning the '84 Sun Bowl.

CHERRY BOWL

**PONTIAC SILVERDOME
PONTIAC, MICH.
DEC. 21, 1985**



MARYLAND 35 SYRACUSE 18

Quarterback Stan Gelbaugh completed 14 passes for 223 yards, threw two TDs and rushed for another as Maryland defeated Syracuse 35-18. The Terrapins, who trailed 3-0 early in the first quarter, took their first lead thanks to Gelbaugh's four-yard touchdown run. Trailing 10-6 in the second quarter, Gelbaugh hit tight end Chris Knight for a three-yard score to put the Terps in the lead for good. The touchdown pass also was the start of a 22-point second quarter that tied a Maryland bowl record for points scored in a quarter.


Box Score

	1st	2nd	3rd	4th	F
Syracuse	3	7	8	0	18
Maryland	6	22	7	0	35

1-SU - McAulay 26-yard field goal 10:27
1-UM - Gelbaugh 4-yard run (kick failed) 6:36
2-SU - Drummond 10-yard run (McAulay kick) 12:53
2-UM - Knight 3-yard pass from Gelbaugh (Badanjek run) 8:50
2-UM - Tye 8-yard fumble return (Plocki kick) 3:41
2-UM - Blount 20-yard run (Plocki kick) 1:43
3-UM - Abdur-Ra'ooof 6-yard pass from Gelbaugh (Plocki kick) 11:27
3-SU - McPherson 17-yard run (Schweddes from McPherson) 2:51

	UM	SU
First Downs	22	28
Rushing Yards	244	241
Passing	223	204
Comp-Att-Int	14-20-1	18-30-3
Return Yards	99	135
Punts-Avg	3-38.7	1-52.0
Fumbles-Lost	0-0	3-2
Penalties-Yards	5-54	3-26


RUSHING-Maryland, Blount 24-135. Syracuse, McPherson 21-111.
 PASSING-Maryland, Gelbaugh 14-20-223. Syracuse, McPherson 18-30-204
 RECEIVING-Maryland, Abdur-Ra'ooof 5-86. Syracuse, Slano 4-69.
 Att: 51,858



Len Lynch (63) hoists the 1985 Cherry Bowl trophy.

INDEPENDENCE BOWL

**INDEPENDENCE STADIUM
SHREVEPORT, LA.
DEC. 15, 1990**



MARYLAND 34 LOUISIANA TECH 34

Tech's Chris Boniol hit a 29-yard field goal with no time remaining in the 1990 Independence Bowl, allowing the Bulldogs to escape Shreveport with a 34-34 tie. The Terrapins fell behind 31-20 early in the fourth quarter but rallied to take the lead when Scott Zolak threw a 15-yard touchdown pass to Brad Johnson with :52 remaining. However, on the ensuing kickoff, Tech's Lorenzo Baker returned the kick 41 yards to start the Bulldog drive on the Maryland 39-yard line. Five plays and 28 yards later, Boniol kicked his second field goal of the game to even the score.


Box Score

	1st	2nd	3rd	4th	F
Maryland	14	0	6	14	34
Louisiana Tech	0	14	14	6	34

1-UM - Jackson 1-yard run (DeArmas kick) 11:59
1-UM - Jackson 2-yard run (DeArmas kick) 5:06
2-LT - Richardson 5-yard run (Boniol kick) 8:30
2-LT - Davis 3-yard run (Boniol kick) 0:17
3-LT - Richardson 1-yard run (Boniol kick) 10:35
3-UM - Jackson 11-yard run (kick failed) 7:44
3-LT - Slaughter 7-yard pass from Johnson (Boniol kick) 5:52
4-LT - Boniol 36-yard field goal 13:52
4-UM - Mason 28-yard pass from Zolak (DeArmas kick) 11:20
4-UM - Johnson 15-yard pass from Zolak (DeArmas kick) 0:52
4-LT - Boniol 28-yard field goal 0:00

	UM	LT
First Downs	16	25
Rushing Yards	191	150
Passing	115	254
Comp-Att-Int	11-18-1	18-28-3
Return Yards	22	3
Punts-Avg	4-37.2	1-34.0
Fumbles-Lost	1-1	3-1
Penalties-Yards	9-88	6-53


RUSHING-Maryland, Jackson 17-50. La. Tech, Richardson 27-81
 PASSING-Maryland, Zolak 7-16-159. La. Tech, Johnson 7-8-70
 RECEIVING-Maryland, Johnson 5-107. La. Tech, Slaughter 5-66
 Att: 48,325



Clarence Jones (74) lifts Troy Jackson in the air after the Terps' third-quarter score in the '90 Independence Bowl.

ORANGE BOWL

PRO PLAYER STADIUM MIAMI JAN. 2, 2002



FLORIDA 56 MARYLAND 23

Maryland made its first bowl appearance since 1990, but fell to the fifth-ranked Florida Gators, 56-23. Florida's Rex Grossman came off the bench to throw for 248 yards and four touchdowns. The Gators jumped out to a 14-0 lead, but the Terps rallied to close to within 14-10. Florida, however, scored five unanswered touchdowns to pull away. Marc Riley rushed for two touchdowns for the Terps. The teams combined for an Orange Bowl record 79 points and 1,019 total yards.


Box Score

	1st	2nd	3rd	4th	F
Florida	14	14	21	7	56
Maryland	7	3	0	13	23

- 1-UF - Graham 1-yard run (Chandler kick) 9:51
- 1-UF - Jacobs 46-yard pass from Berlin (Chandler kick) 0:12
- 1-UM - Williams 64-yard pass from Hill (Novak kick) 0:00
- 2-UM - Novak 20-yard field goal 12:20
- 2-UF - Jacobs 15-yard pass from Grossman (Chandler kick) 2:18
- 2-UF - Gaffney 4-yard pass from Grossman (Chandler kick) 0:03
- 3-UF - Graham 6-yard run (Chandler kick) 11:22
- 3-UF - Gillespie 11-yard run (Chandler kick) 7:26
- 3-UF - Gaffney 33-yard pass from Grossman (Chandler kick) 2:52
- 4-UM - Riley 1-yard run (Novak kick) 11:56
- 4-UF - Perez 10-yard pass from Grossman (Chandler kick) 10:16
- 4-UM - Riley 10-yard run (Novak kick) 5:10

	UM	UF
First Downs	19	30
Rushing Yards	103	203
Passing	257	456
Comp-Att-Int	23-39-1	33-49-2
Return Yards	189	93
Punts-Avg	5-46.2	2-53.0
Fumbles-Lost	0-0	2-1
Penalties-Yards	4-20	6-43


RUSHING-Maryland, Hill 11-31 Florida, Graham 16-149
PASSING-Maryland, Hill 23-39-257 Florida, Grossman 20-28-248
RECEIVING-Maryland, Murphy 5-42 Florida, Jacobs 10-170



Marc Riley ran for two touchdowns, including this 10-yard run in the fourth quarter.

PEACH BOWL

GEORGIA DOME ATLANTA DEC. 31, 2002



MARYLAND 30 TENNESSEE 3

The Terps posted their first bowl win since 1985 with a dominating performance over the Tennessee Volunteers. QB Scott McBrien ran for a pair of touchdowns, Nick Novak booted three field goals, All-America linebacker E.J. Henderson registered 12 solo tackles, and cornerback Curome Cox returned an interception for a touchdown to highlight Maryland's performance. The Terps never trailed in the game, taking their opening possession in for a touchdown on a one-yard run by McBrien and taking a 17-3 lead into intermission. It was the most lopsided bowl loss in UT history.


Box Score

	1st	2nd	3rd	4th	F
Tennessee	0	3	0	0	3
Maryland	7	10	3	10	30

- 1-UM - McBrien 1-yard run (Novak kick) 6:00
- 2-UM - Cox 54-yard interception return (Novak kick) 11:32
- 2-UT - Walls 38-yard field goal 4:46
- 2-UM - Novak 48-yard field goal 0:47
- 3-UM - Novak 44-yard field goal 6:48
- 4-UM - McBrien 6-yard run (Novak kick) 12:55
- 4-UM - Novak 25-yard field goal 4:12

	UT	UM
First Downs	18	17
Rushing Yards	45	154
Passing	242	120
Comp-Att-Int	23-37-1	11-19-0
Return Yards	85	177
Punts-Avg	6-47.7	3-50.3
Fumbles-Lost	1-1	2-1
Penalties-Yards	8-68	2-10

RUSHING-Maryland, Perry 15-50 Tennessee, Houston 9-34
PASSING-Maryland, McBrien, 11-19-0-120 Tennessee, Clausen 23-37-1-242
RECEIVING-Maryland, Harnson 4-74 Tennessee, Brown 5-75
 Att: 68,330.



Curome Cox set a school bowl record with a 54-yard interception return for touchdown in the Peach Bowl.

GATOR BOWL

ALTEL STADIUM JACKSONVILLE JAN. 1, 2004



MARYLAND 41 WEST VIRGINIA 7

Former Mountaineer Scott McBrien threw for a career-high 381 yards to help Maryland to a 41-7 victory over West Virginia in the Gator Bowl, a rematch of a regular-season game that was almost as lopsided. Playing against the team he left in 2001, McBrien threw for three scores and ran for another. His teammate, Steve Suter, returned a punt for a touchdown and made a highlight-reel catch to help the once-downtrodden Terrapins reach 10 wins for the third-straight year under coach Ralph Fradette.

Box Score

	1st	2nd	3rd	4th	F
West Virginia	0	0	7	0	7
Maryland	10	14	10	7	41

- 1-UM - Novak 26-yard field goal 9:36
- 1-UM - J. Williams 31-yard pass from McBrien (Novak kick) 0:00
- 2-UM - Suter 76-yard punt return (Novak kick) 13:55
- 2-UM - J. Williams 22-yard pass from McBrien (Novak kick) 7:49
- 3-UM - McBrien 2-yard run (Novak kick) 8:40
- 3-WV - R. Marshall 15-yard run (Cooper kick) 6:10
- 3-UM - Nick Novak 24-yard field goal 1:25
- 4-UM - Walker 14-yard punt return (Novak kick) 6:42

	UM	WV
First Downs	26	9
Rushes-Yards	48-141	29-155
Passing Yards	381	86
Comp-Att-Int	21-33-0	11-19-0
Return Yards	114	165
Punts-Avg	2-33.5	7-42.4
Fumbles-Lost	5-0	2-2
Penalties-Yards	6-45	6-40

RUSHING-Maryland, Perry 20-67 West Virginia, Hams 6-56
PASSING-Maryland, McBrien 21-33-0-381 West Virginia, Marshall 10-16-0-87
RECEIVING-Maryland, Suter 4-84 West Virginia, Henry 3-46
 Att: 78,892



Gator Bowl MVP Scott McBrien threw for a career-high 381 yards against his former team in his final college game.



ALL-TIME BOWL GAME RECORDS

INDIVIDUAL RECORDS

RUSHING YARDS

165 (23 carries), Lu Gambino vs. Georgia, 1948 Gator
153 (28), Ed Modzelewski vs. Tennessee, 1952 Sugar
159 (39), Charlie Wysocki vs. Florida, 1980 Tangerine
132 (24), Alvin Blount vs. Syracuse, 1985 Cherry
127 (20), Steve Atkins vs. Florida, 1975 Gator
126 (29), Louis Carter vs. Georgia, 1973 Peach
108 (8), Ed Vereb vs. Oklahoma, 1956 Orange
107 (12), Tommy Neal vs. Tennessee, 1984 Sun

RUSHING ATTEMPTS

39, Charlie Wysocki vs. Florida, 1980 Tangerine

RUSHING TOUCHDOWNS

3, Troy Jackson vs. Louisiana Tech, 1990 Independence

LONGEST TOUCHDOWN RUN

57 yards, Tommy Neal vs. Tennessee, 1984 Sun

PASSING YARDS

381 (21 of 33, 3 TD, 0 Int.), Scott McBrien vs. West Virginia, 2004 Gator
257 (23 of 39, 1 TD, 1 Int.), Shaun Hill vs. Florida, 2002 Orange
251 (19 of 32, 2 TD, 1 Int.), Boomer Esiason vs. Washington, 1982 Aloha
223 (14 of 20, 2 TD, 1 Int.), Stan Gelbaugh vs. Syracuse, 1985 Cherry
215 (17 of 28, 1 TD, 3 Int.), Scott Zolak vs. Louisiana Tech, 1990 Independence
211 (12 of 20, 0 TD, 1 Int.), Larry Dick vs. Minnesota, 1977 Hall of Fame
201 (17 of 28, 1 TD, 1 Int.), Frank Reich vs. Tennessee, 1984 Sun

PASS COMPLETIONS

23, Shaun Hill vs. Florida, 2002 Orange

PASS ATTEMPTS

39, Shaun Hill vs. Florida, 2002 Orange

PASSING TOUCHDOWNS

3, Scott McBrien vs. West Virginia, 2004 Gator
2, Boomer Esiason vs. Washington, 1982 Aloha
2, Stan Gelbaugh vs. Syracuse, 1985 Cherry
2, Scott Zolak vs. Louisiana Tech, 1990 Independence

LONGEST TOUCHDOWN PASS

68, Louis Carter to Walter White vs. Georgia, 1973 Peach

TOTAL OFFENSE

367 yards (minus 14 run, 381 pass), Scott McBrien vs. West Virginia, 2004 Gator
288 yards (31 run, 257 pass), Shaun Hill vs. Florida, 2002 Orange
252 yards (1 run, 251 pass), Boomer Esiason vs. Washington, 1983 Aloha

RECEPTIONS

8 (126 yards), Charlie White vs. Minnesota, 1977 Hall of Fame

RECEIVING YARDS

126 (8 rec., 0 TD), Charlie White vs. Minnesota, 1977 Hall of Fame
107 (5 rec., 1 TD), Barry Johnson vs. Louisiana Tech, 1990 Independence
106 (2 rec., 1 TD), Walter White vs. Georgia, 1973 Peach

TOUCHDOWN RECEPTIONS

2, Jafar Williams from Scott McBrien vs. West Virginia, 2004 Gator
1, Lu Gambino from John Baroni, 1948 Gator
1, Bob Shemonski from Ed Fullerton, 1952 Gator
1, Walter White from Louis Carter, 1973 Peach

1, Kim Hoover from Larry Dick, 1975 Gator
1, Eric Sievers from Mark Manges, 1977 Cotton
1, Dave D'Addio from Boomer Esiason, 1982 Aloha
1, John Tice from Boomer Esiason, 1982 Aloha
1, Ferrell Edmunds from Frank Reich, 1984 Sun
1, Chris Knight from Stan Gelbaugh, 1985 Cherry
1, Azizuddin Abdur-Ra'boof from Stan Gelbaugh, 1985 Cherry
1, Mark Mason from Scott Zolak, 1990 Independence
1, Barry Johnson from Scott Zolak, 1990 Independence
1, Jafar Williams from Shaun Hill, 2002 Orange
1, Jo Jo Walker from Scott McBrien, 2004 Gator

ALL-PURPOSE YARDAGE

198 (84 rec., 114 ret.), Steve Suter vs. West Virginia, 2004 Gator
189 (165 rush, 24 rec.), Lu Gambino vs. Georgia, 1948 Gator
184 (93 rush, 47 rec., 44 ret.), Mark Mason vs. Louisiana Tech, 1990 Independence

TOUCHDOWNS RESPONSIBLE FOR

4, Scott McBrien (31 pass, 22 pass, 2 run, 14 pass) vs. West Virginia, 2004 Gator
3, Lu Gambino (35 run, 1 run, 24 rec.) vs. Missouri, 1948 Gator
3, Ed Fullerton (2 run, 7 pass, 46 int.) vs. Tennessee, 1952 Sugar
3, Troy Jackson (2 run, 2 run, 11 run) vs. Louisiana Tech, 1990 Independence

FIELD GOALS

5 (18, 48, 31, 22, 26 yds.), Jess Atkinson vs. Tennessee, 1983 Citrus
4 (35, 27, 27, 43 yds.), Dale Castro vs. Florida, 1980 Tangerine

LONGEST FIELD GOAL

48 yards, Jess Atkinson vs. Tennessee, 1983 Citrus
48 yards, Nick Novak vs. Tennessee, 2002 Peach

PUNTING AVERAGE

53.0 (3 for 159 yds.), Lynn Beightol vs. Oklahoma, 1956 Orange
52.4 (5 for 262 yds.), Mike Sochko vs. Houston, 1977 Cotton

LONGEST PUNT

77 yards, Mike Sochko vs. Houston, 1977 Cotton

LONGEST KICKOFF RETURN

80 yards, Tommy Neal vs. Tennessee, 1983 Citrus

LONGEST PUNT RETURN/FOR A TD

76 yards, Steve Suter vs. West Virginia, 2004 Gator

FUMBLE RETURN FOR A TD

8 yard return, Scott Tye vs. Syracuse, 1985 Cherry

INTERCEPTION RETURN FOR A TD

54 yard return, Curome Cox vs. Tennessee, 2002 Peach



Lu Gambino holds the Maryland record for rushing yards in a game with 165, gained in the '48 Gator Bowl.

TEAM RECORDS

FIRST DOWNS

26, 2004 Gator (7 rush, 16 pass, 3 pen.) vs. West Virginia
25, 1990 Independence (12 rush, 9 pass, 4 pen.) vs. Louisiana Tech

FIRST DOWNS RUSHING

14, 1952 Sugar vs. Tennessee

FIRST DOWNS PASSING

16, 2004 Gator vs. West Virginia
12, 1983 Citrus vs. Tennessee

FEWEST FIRST DOWNS

9, 1956 Orange vs. Oklahoma

RUSHING YARDS

289 yards, 1952 Sugar vs. Tennessee

RUSHING ATTEMPTS

54, 1980 Tangerine (177 yards) vs. Florida
54, 1984 Sun (229 yards) vs. Tennessee

RUSHING TOUCHDOWNS

3, 1950 Gator vs. Missouri
3, 1984 Sun vs. Tennessee
3, 1990 Independence vs. Louisiana Tech

FEWEST RUSHING YARDS

68, 1982 Aloha vs. Washington

PASSING YARDS

381 yards, 2004 Gator vs. West Virginia

PASS COMPLETIONS

23, 2002 Orange vs. Florida

PASS ATTEMPTS

43, 1978 Sun vs. Texas (17 completions)

PASSING TOUCHDOWNS

3, 2004 Gator vs. West Virginia

FEWEST PASSING YARDS

16, 1950 Gator vs. Missouri

TOTAL YARDS

522, 2004 Gator vs. West Virginia (141 rush, 381 pass)
467, 1985 Cherry vs. Syracuse (244 rush, 223 pass)

FEWEST TOTAL YARDS

212, 1954 Orange vs. Oklahoma

PASS INTERCEPTIONS

4, 1952 Sugar vs. Tennessee

FUMBLES LOST

3, 1973 Peach vs. Georgia
3, 1974 Liberty vs. Tennessee

PENALTY YARDS

120 on 12 penalties, 1952 Sugar vs. Tennessee

MARYLAND



“STRIVE FOR CLARITY, BUT ACCEPT AND UNDERSTAND AMBIGUITY.”

That phrase captures one way in which an educated person approaches the world and its challenges. Students who graduate from the University of Maryland have been exposed to the tools that allow them to put that perspective to work. Imparting such a perspective may be an ambitious project for undergraduate education, but to aim for anything less would be unworthy of a great university's goals for its students. Thirteen years ago, Promises to Keep, a plan for undergraduate education at Maryland, articulated those goals so eloquently we repeat them here.

Undergraduate education at Maryland “aims to provide students with a sense of identity and purpose, a concern for others, a sense of responsibility for the quality of life around them, a continuing eagerness for knowledge and understanding, and a foundation for a lifetime of personal enrichment.”

As we learn with and from one another, we try to “develop human values,” “celebrate tolerance and fairness,” “contribute to the social conscience,” “monitor and assess private and collective assumptions,” and “recognize the glory, tragedy and humor of the human condition.”

Your years at the University of Maryland can provide you with all the tools you need to accomplish these goals. Students here are “educated to be able to read with perception and pleasure, write and speak with clarity and verve, handle numbers and computation proficiently, reason mathematically, generate clear questions and find probable arguments, reach substantiated conclusions and accept ambiguity.”

AND WE ALSO HOPE YOU ENJOY THE JOURNEY.

27 SPORTS • 1 TEAM

2006 MARYLAND FOOTBALL

UNIVERSITY OF MARYLAND

THE CAMPUS

By virtually every measure of quality, the University of Maryland has gained national recognition as one of the fastest-rising comprehensive research institutions in the country. The momentum of recent years has poised the university to move it into the top ranks of higher education and take leadership in shaping the research university of the 21st century.

The university has enjoyed a decade of momentum in all of the areas that affect quality. The average high school GPA of entering students has zoomed from 3.01 to nearly 3.90, and the average SATs are now more than 1270. The student body is a model of diversity, with minorities making up more than 33 percent of all students, and at least one graduate and undergraduate student from every state in the nation.

The university has 79 graduate and undergraduate programs ranked in the Top 25 by U.S. News and World Report, up from just one program in 1991.

Sponsored research and outreach has nearly tripled in the same 10-year period, exceeding \$350 million last year. Private giving also has increased, and the university last year concluded its first campaign by topping its \$350 million goal by more than \$100 million. Alumni Association membership has been growing at an average rate of 10 percent a year since 1992.

One of the largest research universities in the United States, Fall 2005 enrollment was 25,442 undergraduate and 9,927 graduate students. There are 94 undergraduate programs, 89 master's programs, 70 doctoral programs and one first professional degree program. More than 100 centers and institutes are engaged in research and outreach.

Faculty at the University of Maryland, in all fields of knowledge, are engaged at the highest levels of national and international concern. The university's location near the center of federal policy-making and international political and economic activity enables it to play an active role in research and analysis of public policy.

Maryland is one of 30 public universities in the prestigious 63-member Association of American Universities and the only public institution in the Maryland-D.C. area with membership in the nation's most distinguished honor society, Phi Beta Kappa.

LIBRARIES

Seven libraries make up the University of Maryland library system: McKeldin (main) Library, Architecture Library, Art Library, Engineering and Physical Sciences Library, Hornbake Library, Performing Arts Library and White Memorial (Chemistry) Library

These libraries constitute the largest university research library institution in the Washington metropolitan area, providing vital resources to researchers, visiting scholars, and businesses throughout the region. The libraries' holdings include more than 2.5 million volumes, 24,000 subscriptions to periodicals and nearly 5 million items available in microfilm format.

RESEARCH

Opportunities for conducting research abound at the University of Maryland, College Park, and in the surrounding area, both for faculty to advance their own expertise and bring their insights into the classroom, and for students to begin their exploration of their unique interests with practical experience. On campus, special facilities and a number of organized research centers, bureaus and institutes promote the acquisition and analysis of new knowledge in the arts, sciences and applied fields.

The university's enviable location — just nine miles from downtown Washington, D.C., and approximately 30 miles from both Baltimore and Annapolis — enhances the research of its faculty and students by providing access to some of the finest libraries and research centers in the country.

SERVICE

Programs of public service are central to the overall mission of the university. The philosophy is reflected in the wide array of programs and initiatives that benefit the state's business, agriculture and education communities.

With more than 90 high-technology firms in the three-county area of Montgomery, Prince George's and Frederick counties, the university has found abundant opportunity to extend its business and technology outreach programs to the region. Many of these programs are part of the Engineering Research Center, which operates the Technology Advancement Program and the Maryland Industrial Partnerships, programs designed to provide Maryland entrepreneurs and small businesses with research facilities, technical assistance, administrative support and access to technology that will advance their economic base.

The Institute for Systems Research has formed partnerships with major corporations, including Lockheed Martin, Westinghouse, BF Goodrich, Hughes Aircraft and Dupont to apply advanced systems research to solving industry problems in the fields of communications, manufacturing, controls and robotics.

The university opened the Clarice Smith Performing Arts Center in 2001, with its six state-of-the-art performance halls, which has quickly become a center of cultural programming in the Washington metropolitan area. The university also boasts four art galleries and a broad range of public art throughout the beautiful campus. Additionally intercollegiate, club and intramural sports provide students of all levels an opportunity to participate as spectators or athletes.

DID YOU KNOW?



In 1991, Maryland had one program listed among Top 25 entrants in the U.S. News & World Report Rankings. Maryland now has 79 programs ranked among the nation's elite, and the university is ranked 18th nationally among public universities.



A report card published in Technology Review rated the top U.S. universities in their quest for intellectual property, commercial partners and profits. Johns Hopkins University and the University of Maryland (28th) were the Mid-Atlantic (Delaware, Maryland, Virginia, District of Columbia) schools to make the "campus patenting" top 50 list.



Black Issues In Higher Education ranked the university fourth nationally in bachelor's degrees earned by African-American students at traditionally white schools. Maryland ranks first in African-American undergraduate degrees in social sciences and history.



The Wall Street Journal ranked the Robert H. Smith School of Business No. 15 among the world's business schools. Maryland is the top-ranked school in the Mid-Atlantic region (Delaware, Maryland, District of Columbia, Virginia). *The Financial Times of London* ranked the Robert H. Smith School of Business No. 3 in value for money, No. 6 overall among U.S. public business schools and No. 12 in placement rate.



In the undergraduate program rankings released by *U.S. News & World Report* both the A. James Clark School of Engineering (No. 22) and the Robert H. Smith School of Business (No. 22) were ranked among the top 25.



PRESIDENT C.D. MOTE JR.



In September 1998, C. D. (Dan) Mote, Jr. began his tenure as President of the University of Maryland and Glenn L. Martin Institute Professor of Engineering. He was recruited to lead the University of Maryland to national eminence under a mandate by the state. Since assuming the presidency, he has encouraged an environment of excellence across the University and given new impetus to the momentum generated by a talented faculty and student body. Under his leadership, academic programs have flourished. In 2005, the University was ranked 18th among public research universities, up from 30th in 1998. President Mote has emphasized broad access to the university's model, enriched undergraduate curriculum programs and launched the Baltimore Incentive Awards Program to recruit and provide full support to high school students of outstanding potential who have overcome extraordinary adversity during their lives.

He has spurred the university to lead the state in the development of its high-tech economy, especially in the information and communication, bioscience and biotechnology, and nano-technology sectors. President Mote has greatly expanded the university's partnerships with corporate and federal laboratories and successfully negotiated to bring to the College Park area the first Science Research Park sponsored by the People's Republic of China. Under his leadership, the University has established a research park, The University of Maryland Enterprise Campus, M-Square, located on a 115-acre site adjacent to the University of Maryland/College Park Metro with 3 million square feet of development potential. Among its first tenants are the Center for Advanced Study of Language, a joint venture of the University and Department of Defense, and the National Oceanic and Atmospheric Administration's new World Weather and Climate Prediction Center.

During President Mote's second year in office, the University began the largest building boom in its history, with more than \$100 million in new projects breaking ground that year. New facilities address every aspect of university life, from the arts to recreation to classrooms and laboratories, and, in creative partnership with the

private sector, new residential facilities. Highlights of the construction activity include the stunning Clarice Smith Performing Arts Center; the Comcast Center, a state of the art sports complex; a high tech research greenhouse; and new classrooms for chemistry, computer science, business and engineering. President Mote also led the development of a new Facilities Master Plan for development in the next 20 years, which is noted for its emphasis on environmental stewardship.

Dr. Mote is a leader in the national dialogue on higher education and his analyses of shifting funding models have been featured in local and national media. He has testified on major educational issues before Congress, representing the University and higher education associations on the problem of visa barriers for international students and scholars and on deemed export control issues. He has been asked to serve on a high level National Academies Committee appointed at the request of the Senate Energy Subcommittee of the Senate Energy and Natural Resources Committee to identify challenges to United States leadership in key areas of science and technology and to be a member of the Leadership Council of the National Innovation Initiative, an activity of the Council on Competitiveness. He has served as vice chair of the Department of Defense Basic Research Committee, and is a member of the Council of the National Academy of Engineering. In 2004-2005, he served as President of the Atlantic Coast Conference. In its last ranking in 2002, "Washington Business Forward" magazine counted him among the top 20 most influential leaders in the region.

Prior to assuming the Presidency at Maryland, Dr. Mote served on the University of California, Berkeley faculty for 31 years. From 1991 to 1998, he was Vice Chancellor at Berkeley, held an endowed chair in Mechanical Systems and was President of the UC Berkeley Foundation. He led a comprehensive capital campaign for Berkeley that raised \$1.4 B. He earlier served as chair of Berkeley's Department of Mechanical Engineering and led the department to its number one ranking in the National Research Council review of graduate program effectiveness.

Dr. Mote's research lies in dynamic systems and biomechanics. Internationally recognized for his research on the dynamics of gyroscopic systems and the biomechanics of snow skiing, he has produced more than 300 publications, holds patents in the U.S., Norway, Finland and Sweden, and has mentored 56 Ph.D. students. He received the B.S., M.S. and Ph.D. in mechanical engineering from the University of California, Berkeley. President Mote has received numerous awards and honors, including the Humboldt Prize awarded by the Federal Republic of Germany. He is a recipient of the Berkeley Citation, an award from the University of California-Berkeley similar to the honorary doctorate, and was named Distinguished Engineering Alumnus. He has received two honorary doctorates. He is a member of the U.S. National Academy of Engineering and serves on its Council, and is a member of the American Academy of Arts and Sciences. He was elected to Honorary Membership in the ASME International, its most distinguished recognition, and is a Fellow of the International Academy of Wood Science, the Acoustical Society of America, and the American Association for the

Advancement of Science. In Spring 2005, he was named recipient of the 2005 J. P. Den Hartog award by the ASME International Technical Committee on Vibration and Sound to honor his lifelong contribution to the teaching and/or practice of vibration engineering. In Fall 2005, he received the 2005 Founders Award from the National Academy of Engineering in recognition of his comprehensive body of work on the dynamics of moving flexible structures and for leadership in academia.

He and his wife of over 40 years, Patricia Mote, have two married children, Melissa and Adam, and four grandchildren. Patsy Mote has continued her strong support of the arts and is spokesperson for the Clarice Smith Performing Arts Center and a member of Prince George's County Arts Commission.

UNIVERSITY SYSTEM OF MARYLAND

William Kirwan	Chancellor
Inwin Goldstein	Vice Chancellor for Academic Affairs
Joseph A. Vivona	Vice Chancellor for Admin. And Finance

UNIVERSITY ADMINISTRATION

C.D. Mote Jr.	President
William Destler	Vice President for Academic Affairs, Provost
Linda Clement	Vice President for Student Affairs
Jacques Gansler	Vice President for Research
Jeffrey Huskamp	Vice President and Chief Information Officer
John Porcari	Vice President for Administrative Affairs
Brodie Remington	Vice President for University Relations

BOARD OF REGENTS

David H. Nevins	Chairman
Robert L. Pevenstein	Vice Chairman
Robert L. Mitchell	Secretary
Orlan M. Johnson	Treasurer
Patricia S. Florestano	Assistant Treasurer
James T. Brady	
Thomas B. Finan, Jr.	
R. Michael Gill	
Alicia Coro Hoffman	
The Hon. Francis X. Kelly, Jr.	
Clifford M. Kendall	
Cheryl G. Krongrad	
The Hon. Marvin Mandel	
A. Dwight Pettit	
The Hon. Lewis R. Riley, ex officio	



DEBORAH A. YOW

DIRECTOR OF ATHLETICS • 13TH YEAR AT MARYLAND



Deborah A. Yow is in the 13th year of her outstanding tenure as director of athletics at the University of Maryland, a tenure that has seen unprecedented success and achievement in Maryland athletics. Each year has brought steady and continued improvement and accomplishment in Terrapin athletics. In Yow's 13 years at Maryland, the Terrapins have

won a remarkable 14 national championships and graduated student-athletes at an enviable rate as Maryland athletics has soared to sustained new heights among the nation's elite intercollegiate athletic programs.

The comprehensive success of Terrapin athletics under Debbie Yow's leadership is a clear and compelling testimony of her values of **excellence, teamwork and accountability**.

Likewise, her prior election to the presidency of the National Association of Collegiate Directors of Athletics is an indication of the wide respect with which she is regarded among its 6,100 members representing 1,600 colleges and universities in the U.S. and Canada.

She was honored recently by Street and Smith's Sports Business Journal as one of the 20 most influential people in intercollegiate athletics and she has received the Carl Maddox Sport Management Award presented by the United States Sports Academy for excellence in athletics administration.

Dr. Yow was selected to serve on the U.S. Department of Education's Commission on Opportunities in Athletics to review the status of Federal Title IX regulations. She recently served as the chair of the Atlantic Coast Conference Committee on Television. The committee is charged with overseeing the league's TV contracts and dealing with issues related to television. Yow led the committee during the successful renegotiation of comprehensive, multi-year ACC football and basketball contracts with ABC, ESPN, ESPN2 and syndication entities.

Additionally, she has represented intercollegiate athletics with presentations in a number of prominent settings such as the Harvard University School of Law conference on "Shaping the Future of Collegiate Athletics" and the Street and Smith's Sports Business Journal "National Forum on the Direction of Intercollegiate Athletics" in New York. She was also recently inducted into the State of Maryland Women's Hall of Fame, the North Carolina Sports Hall of Fame and the University of Maryland Sports Hall of Fame.

Yow, who has served on the NCAA Management Council and the NCAA Division I Budget Committee, is a strong and steady voice on behalf of intercollegiate athletics in America.

Since taking over as AD at Maryland in 1994, she and her staff have:

- Transformed Terrapin athletics into a responsive, goal-oriented organization with 27 sports and more than 700 student-athletes.
- Balanced all 12 of the department's annual budgets (none of the budgets were balanced in the-10 years prior to her arrival). The budget has now reached \$52 million annually and the multi-million dollar accumulated operating debt which her administration inherited has been eradicated.
- Greatly enhanced the academic support services provided for student-athletes, with an enviable exhausted eligibility graduation rate of approximately 85 percent for student athletes at Maryland.
- Led the Terrapins to a national all-sports ranking in the upper 7 percent of all NCAA Division I institutions.

- Significantly expanded marketing and fund-raising efforts on behalf of Terrapin athletics. As a result, private gifts to athletics have increased over 350 percent and corporate sponsorship revenues have increased by over 300 percent during her tenure at Maryland.
- Continued to dramatically improve venues and facilities for the department's 27 teams. The Comcast Center for men's and women's basketball and other sports that use the facility is a prime example of the dramatic upgrade of athletic facilities.
- Implemented a strategic management model.
- Developed a comprehensive Internet strategy with management, marketing and fund-raising applications.
- Significantly improved customer care in every area of Maryland athletics.

The most recent achievements of Maryland athletics are exceptional:

- Maryland captured a remarkable **four national championships** during the 2005-06 academic season.
- In 2005-2006, the Terrapins achieved the highest student-athlete graduation rate in the history of Maryland athletics.
- Maryland was selected by *U.S. News & World Report* as one of the Top 20 athletic programs in the nation (for overall quality and competitive excellence).
- In 2005-06, Maryland Athletics won the inaugural PRISM Award as the most well-managed Division I collegiate athletics program in the nation.
- In men's basketball, the Terps won the Atlantic Coast Conference title over Duke in the championship game in 2004 and won the NCAA National Championship in 2002. Under Coach Gary Williams, the men's basketball team appeared in 11 consecutive NCAA Tournaments.
- Maryland was ranked as the sixth-finest athletic program in the nation by the Laboratory for the Study of Intercollegiate Athletics, based on comprehensive criteria such as graduation rates, financial efficiency, equity effectiveness and competitive excellence.
- Women's basketball won the 2006 NCAA National Championship under head coach Brenda Frese, completing an amazing turnaround that saw the program go from a 10-18 record to a National Championship in four seasons.
- In football, the Terps won the 2001 Atlantic Coast Conference championship and played in the 2002 Orange Bowl, followed that with an 11-win season and a 30-3 victory over the University of Tennessee in the Peach Bowl, again followed by a 10-win season and a 41-7 win over West Virginia in the Gator Bowl on New Year's Day 2004. *Graduation rates in football are near 80 percent and the program was recently recognized by the American Football Coaches Association for its academic excellence under Coach Ralph Friedgen.*
- Additionally, Maryland is one of only two universities in the nation to win National Championships in men's basketball, women's basketball and football. Stanford is the only other NCAA Division I institution to achieve that mark.
- Set an ACC single-game record for women's basketball attendance by drawing 17,243 to a regular-season game at Comcast Center.
- Hired Dave Cottle, the third-winningest active men's lacrosse coach in the U.S., who guided his team to the NCAA Final Four three times in the past four seasons.
- Field Hockey won back-to-back National Championships in 2005 and 2006, proving Maryland to be one of the top programs in the nation.

- Women's Lacrosse has continued its winning ways with seven national championships from 1995-2001, with additional Final Four appearances.
- Men's Soccer has appeared in four consecutive Final Fours and won the NCAA National Championship in the 2005-06 season.
- Football facilities have been significantly enhanced with team house, stadium and practice field upgrades. The Academic Center was the first improvement, as it took priority over all other initiatives.
- The Terrapins have moved into the new \$125 million Comcast Center, housing athletic department offices and seating for 18,000 fans for basketball and other events.
- In 2005-06, 13 Maryland teams competed in postseason play.
- The productivity, morale, and the competitive and academic achievement of Terrapin athletics are exceptional and continue to gain momentum.

Regarding the many achievements of Terrapin athletics over the past 12 years, Yow says, **"We are pleased, but we are not satisfied... our vision is to be one of the Top 5 programs in the nation consistently... we see no reason to settle for less."**

Yow is known for her goal-oriented and proactive management style. She consistently inspires and challenges those around her to **"raise our sights and sharpen our tools... to work hard and work smart... to recognize that our only limitations are those that we place upon ourselves."**

As a manager and a leader, she clearly models these principles. She is the only known current AD in NCAA Division I who has held both the National Coach of the Year in football (while at Maryland) and the National Coach of the Year in men's basketball (while at Saint Louis University). In 2002, she brought to the University of Maryland Brenda Frese, who at that time was the National Coach of the Year in women's basketball. Four years later, Frese led the Terrapins to the NCAA National Championship at the Women's Final Four in Boston.

Dr. Yow is known as "a coach's AD," while also being highly organized and a strategic and proactive leader and administrator. Quite simply, Debbie Yow personifies the relational and management dynamics that are necessary to be an excellent administrator.

A successful former basketball coach at the University of Kentucky and University of Florida, she moved into athletics administration at the University of Florida and the University of North Carolina, Greensboro, followed by a successful tenure as AD at Saint Louis University from 1990 through 1994.

She has authored numerous articles and books on athletics management and human behavior, and is a respected leader in intercollegiate athletics in the United States.

Summing up the entire Maryland athletics program, our athletics director recently stated, "We have the finest student-athletes, coaches, support staff and administrative team in America. It is because of their courage, hard work and cooperative spirit that we now have a strong, viable athletic program. I am immensely proud of each of them. I am equally proud of our Terrapin fans who buy tickets, our Terrapin Club members who faithfully support the Maryland athletic program with their donations for scholarships, and the M Club members who serve and give liberally. We are also blessed with a terrific President, Dr. Dan Mote, who has fostered a mindset of excellence across our institution. He is a strong and balanced advocate for what he calls 'the three As of the University - Academics, the Arts and Athletics'. We have a great Terrapin family. That's the foundation for all of our success... and the basis for our bright future. It's a great time to be a Terp."

BOWL ADMINISTRATIVE SUPPORT STAFF



Kathy Worthington
Executive Senior
Associate Athletics Director



Chris Boyer
Senior Associate Athletics
Director/Administration



Larry Leckonby
Senior Associate Athletics
Director/Business & Finance



Randy Eaton
Associate Athletics Director/
Business




Cheryl Harrison
Associate Athletics Director/
Advancement



Brian Ullmann
Associate Athletics Director/
External Operations



Preston Robinson
Director of Ticket
Operations



Greg Enloe
Executive Director/
Terrapin Club



Julie Potter
Senior Associate Director/
Terrapin Club



Dan Johnston
Assistant Director/
Terrapin Club

MARYLAND'S TEAM HEADQUARTERS
ORLANDO WORLD CENTER MARRIOTT
RESORT & CONVENTION CENTER
8701 WORLD CENTER DRIVE
ORLANDO, FLORIDA 32821

BALTIMORE




HOMES OF THE TERRAPINS

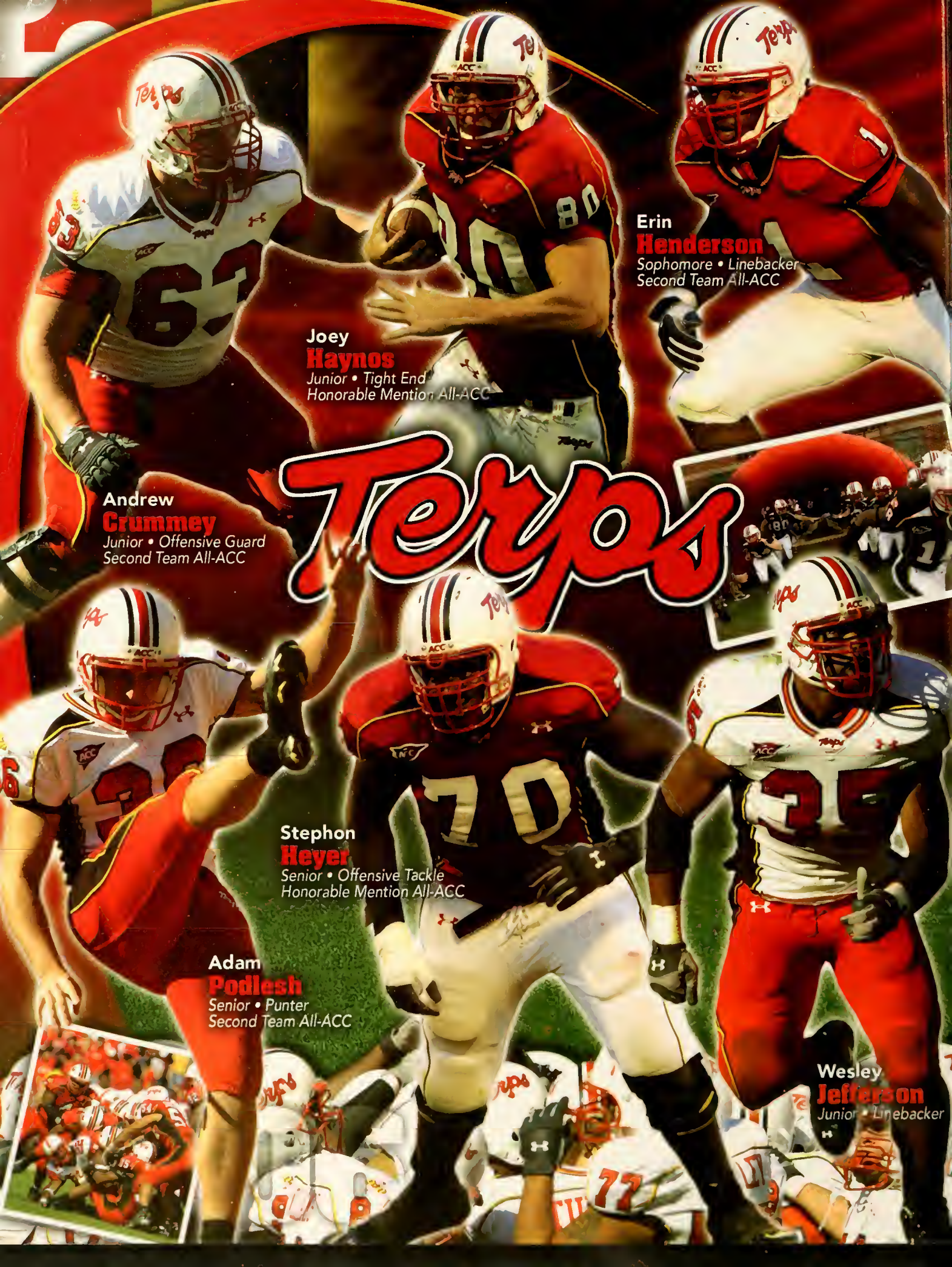


WASHINGTON, D.C.



ANNAPOLIS





Andrew Crummey
Junior • Offensive Guard
Second Team All-ACC



Joey Haynos
Junior • Tight End
Honorable Mention All-ACC



Erin Henderson
Sophomore • Linebacker
Second Team All-ACC

Terps



Adam Podlesh
Senior • Punter
Second Team All-ACC



Stephon Hoyer
Senior • Offensive Tackle
Honorable Mention All-ACC



Wesley Jefferson
Junior • Linebacker