

# MARYLAND

85



86



# ALL-AMERICAN — LEN BIAS

6-8 Senior Forward

His 701 points set a new all-time Terrapin single season record formerly held by All-American Albert King, 674.  
3-year career 1,406 points placed him 7th on the Terps' all-time scoring list. He needs 653 to become the new all-time Maryland scorer. King is ranked # 1, 2,058 points.

ACC'S leading scorer in regular season with 626 points, 19.0 average. Only the second Maryland player to lead league scoring in the 31-year history of the ACC. King topped the ACC scoring in 1980, 674 points.  
Scored in double figures 52 consecutive games until string was broken in last game vs Villanova in the NCAA Southeast Regional.

2nd Team All-American — Associated Press  
2nd Team All-American — Basketball Weekly  
3rd Team All-American — National Association of Basketball Coaches  
Honorable Mention All-American — United Press International  
"Player of the Year" — Atlantic Coast Conference  
"Player of the Year" — District 3-B  
Selected by the United States Basketball Writers Association of America. District 3-B includes all schools in Maryland, Virginia, North and South Carolina.  
Unanimous selection to the 10-player All-District 3-B Team  
1st Team All-Atlantic Coast Conference selected by the ACSWA. Led the balloting for 1st team honors with N.C. State's Lorenzo Charles.  
1st Team All-Atlantic Coast Conference selection by the Associated Press.  
One of the top 10 finalists for the JOHN R. WOODEN Award for "College Player of the Year".  
One of the top 10 finalists for the coveted NAISMITH TROPHY, also emblematic of the "College Player of the Year".

Scored 20 or more points in 17 of the 37 games.  
Led the team in scoring in 18 of the 37 games.  
Had CAREER and SINGLE GAME SCORING HIGH 30 POINTS and CAREER and SINGLE GAME HIGH 13 REBOUNDS vs Villanova, 1/27/85 leading the Terps to 77-74 win on NBC-TV and awarded the NBC-TV "Player of the Game".

Selected to the All-Tournament Team in the Alaska Shootout "MVP" of ACC Tournament  
Championship win his first ACC title. Was a "Lefty" Driesell his first ACC title. Was a unanimous All-Tournament first team selection.

*BIAS AT  
PLAYBOY'S ALL-AMERICAN  
TEAM WEEKEND*



Photographs courtesy of  
Richard Klein, Playboy Magazine.  
Logo used by permission.

## Charles G. "Lefty" Driesell



### FIVE - O - FIVE IN 25

With his 500th career win, a 91-38 success over Towson State, 2/21, Lefty joined 3 other Division I coaches who are still active (with 10 or more years at a Division I school in achieving the elite 500 or more wins in their career. They are Ralph Miller, Oregon State; Guy Lewis, University of Houston; Norm Sloan, University of Florida; and Driesell.

Also, Driesell joined 16 others in Division I, with 10 or more years, with 500 or more wins in their coaching career. Kentucky's Adolph Rupp tops the list with 875 career wins in his 41 years coaching.

Of the 17 who have won 500 or more games, only 4 have averaged 20 or more wins a year. They are Rupp, 875 in 25 years; John Wooden, 667 in 29 years; Dean Smith, 550 in 24 years; and Driesell, 505 in 25 years.

With the 500th milestone win, Lefty joined Smith as the only 2 coaches, active, (among those with a minimum of 10 years in NCAA Division I) to win 500 games while compiling a winning percentage of better than 70%. Lefty's 505-210 gives him 71%. Smith is tops with 77%. In his 16 years at Maryland, he is 329-145 for 70% and an average of 20.6 wins a year.

The historic 500th win also gave Lefty another 20-game winning season. The 25 wins last season made it the 10th time in the 16 years his teams have won 20 or more games a season for the Terps. It was his 16th in his 25 years as a head coach since he had 6 seasons winning 20 or more at Davidson in his 9 years there.

Driesell has not had a losing season since his first year as a college coach at Davidson, 1960. He won 20 or more games at Davidson 6 times. When he came to Maryland, the Terps had 3 straight losing seasons and had only two 20-game winning seasons in the history of the school. His first year at Maryland, 1969, he broke even at 13 games. The 25-12 record last year gave him a 20-game season in 10 of his 16 years. In his 25 years as head coach at Davidson and Maryland, Driesell's teams have been in the top 20 rankings 14 times and 9 of these 14 have been in the top 10. Lefty has had 5 teams ranked in the final "Top Ten"; 8th in 1973; 4th in 1974; 5th in 1975; 8th in 1980; and 10th in 1984. Two teams ranked 11th, 1972 and '76; and one ranked 18th, 1981.

His 1984-85 team, his 15th year, he won his first ACC Championship. It marked the 5th time he coached his teams to the ACC Championship game.

At Davidson, he had 4 teams ranked in the final "Top Ten"; 10th, 6th, 8th, and 3rd, and two teams ranked in the final "Top 20"; 16th and 18th. Davidson had never had a team that was nationally ranked in the history of the school and has not had a "Top Ten" ranked team since Driesell left. The year he left (after the 1968-69) season, the team he left behind was 27-3 and ranked 3rd in the final AP and UPI poll.

In his 16 years at Maryland, his teams have been invited to play in either the NCAA playoffs or the NIT, 15 of those 16 years. He has been in the NCAA championship tournament 10 times with a 12-11 record. His Davidson teams reached the East Regional Championship game twice, 1968 and 1969. The Terps played in the 1975 Midwest Regional title game,

Last year marked the 8th (7th for Lefty) appearance in NCAA Tournament play in the school's history. It is the 10th year Driesell has been invited to play in the Tournament. Last year's invitation was Lefty's 5th appearance in the tournament in the last 6 years. His totals are 9 wins and 7 losses. The 8 years of NCAA play in Terp history have been 1958, and Lefty's teams in 1973, 1975, 1980, 1981, 1983, 1984, and 1985.

Seven of his losses in NCAA Tournament play came to teams that advanced to the "Final Four". His Terps lost to last year's national champions, Villanova and the 1981 Indiana national champions. In 1983 they lost to runner-up Houston; Louisville (3rd) and Providence (4th) defeated the Terps in 1975 and 1974. His Davidson teams lost to runnerup North Carolina in 1968 and the 4th place Tarheels in 1969.

With a schedule ranked the toughest in the country by the NCAA last year, Maryland played during the regular season 13 teams that were extended an invitation to play in the NCAA tournament. The Terps also played 5 teams that were picked to play in the NIT.

By winning the first round of the Southeast Regional last year, it marked the second year in a row that Driesell has coached his team to the NCAA's "FINAL 16" or "SWEET 16". Five of the 13 teams they met in the regular season joined them in the "FINAL 16"; Villanova, Georgia Tech, Alabama, North Carolina and North Carolina State.

The 23 regular season wins last year were the most ever won by Driesell in his 16 years at Maryland. He won 22 in the 1974-75 season. His victory high has been 27 (27-5), the 1971-72 season as he led the Terps to the ACC title

game, then went on to win the NIT, capping a 7-game post-season winning slate. The 37 games played last year were the most ever played by a Maryland team. Lefty's 1971-72 team played 32 while winning the NIT and the 1983-84 team played 32 games (24-8) with 3 in winning the ACC title and 2 in the NCAA Mid-east Regionals.

Lefty got his first win as a college coach, 12/3/60, a 65-59 win over Wake Forest at Davidson. He got his 100th win, January, 1966, a 105-79 win over West Virginia, in Charlotte. He got his 200th win, January, 1971, 88-69 over Loyola, (Md.); 300th win, March, 1975 over Notre Dame, 83-71, in the NCAA Midwest Regionals in Las Cruces, New Mexico; the 400th win, November, 1980 over Navy, 86-64, in Cole; the 450th win, February, 1983, over Georgia Tech, 77-68, in Cole; his 475th win, over N.C. State, February, 1984, 63-50; and his 500th victory over Towson State, 2/21/85, 91-38 in Cole.

His 1979-80 Terrapins were picked to finish 6th in the ACC but finished 1st with an 11-3 regular season conference record and an overall record of 24-7. Driesell was named the ACC Coach of the Year as well as District Coach of the Year. Albert King gained All-America honors and Buck Williams joined the Olympic team. King was named the ACC "Player of the Year" and the ACC Tournament "Most Valuable Player." They then went on to advance to the semi-finals of the NCAA Eastern Regionals. Greg Manning was named an Academic All-American after All-ACC Academic honors for the third consecutive year. Manning also led the ACC in both free throw shooting and field goal percentage, the first and still only time any ACC player has won both titles outright.

Under Driesell, Maryland has a 16-1 record against International competition. Driesell and the Terps have hosted six National Teams in Cole Field House and have won all six games, including an overtime decision against the Russian National team. In addition, Maryland represented the United States in both the Eighth Intercontinental Cup Games in Mexico in 1974 and the Kirin World Cup games in Japan in 1980, winning both championships.

Driesell has coached two Rhodes Scholars in Danny Carrell at Davidson and Tom McMillen at Maryland. Both studied at Oxford. He has also developed 3 Phi Beta Kappas. McMillen was a 3-time Academic All-America and Greg Manning also achieved academic honors for the Terps. Driesell's son Chuck, was an All-ACC academic selection the past 2 years.

After playing in the NBA for 10 years, former Terrapin Len Elmore is now in his first year of study at the Harvard Law School.

Lefty has had 3 players play for the United States Olympic teams; McMillen, Steve Sheppard and Buck Williams. McMillen currently is playing for the Washington Bullets and Williams is a top performer with the New Jersey Nets.

With Elmore now in Harvard's Law School, there are 7 of Driesell's former Terrapins now playing in the NBA. They include McMillen and Williams, Brad Davis, Dallas Mavericks; John Lucas, San Antonio Spurs; Albert King, New Jersey Nets; Charles Pittman, Phoenix Suns; and Ben Coleman, Portland Trailblazers.

Among the many recognitions Driesell has received, one of the most prestigious and precious was the NCAA



"Award of Valor". Driesell became the first coach to receive the award when he helped save the lives of at least 10 children and several adults from a townhouse fire near Bethany Beach, Delaware in 1973.

Born on Christmas Day, 1931, Driesell has also been honored as a basketball player. A three-sport athlete at Granby High School in Norfolk, Va., he was named All-State in 1950 when his team won the Virginia State Championship. He was also named the outstanding player in the state tournament and received a scholarship to Duke.

He began his coaching career as the Junior Varsity Coach at Granby High School after graduating from Duke in 1954. He became Granby's Varsity Coach a year later but quickly advanced to Newport News High where his teams compiled a 57-game winning streak while winning 64 of 70 games. His overall high school record included 97 wins and only 15 losses. He also coached the junior varsity football team to two undefeated seasons.

At Duke, Driesell was a Dean's List student where he received his B.A. Degree. He later received his Master's in Education at William and Mary College.

He recently was appointed to serve on the ACC Men's Basketball committee.

Driesell and his wife, Joyce, are the parents of three daughters, Patty, Pam, a Maryland graduate, Carolyn and son Chuck, a June Dean's List graduate.

## *DRIESELL'S NATIONALLY RANKED TEAMS*

1963	A.P. Poll	18th	Davidson	1973	A.P. Poll	8th	Maryland
1964	A.P. Poll	10th	Davidson	1974	A.P. Poll	4th	Maryland
1965	A.P. Poll	6th	Davidson	1974	A.P. Poll	5th	Maryland
1966	A.P. Poll	16th	Davidson	1976	A.P. Poll	11th	Maryland
1968	A.P. Poll	8th	Davidson	1980	A.P. Poll	8th	Maryland
1969	A.P. Poll	3rd	Davidson	1981	A.P. Poll	18th	Maryland
1972	A.P. Poll	11th	Maryland	1983	A.P. Poll	11th	Maryland

## *TWENTY-FIVE YEAR COLLEGIATE RECORD*

Won 505      Lost 210      Pct. .706

1965-66 Southern Conference Champions

1967-68 Southern Conference Champions

1968-69 Southern Conference Champions

1971-72 NIT Champions

1955-56 Granby High J.V.

1956-57 Granby High Varsity

1957-59 Newport News Varsity

Four Year High School Record:

(includes a 57-game winning streak  
and State Championship)

1960-61	Davidson	Won 9	Lost 14
1961-62	Davidson	Won 14	Lost 11
1962-63	Davidson	Won 20	Lost 7
1963-64	Davidson	Won 22	Lost 4
1964-65	Davidson	Won 24	Lost 2
1965-66	Davidson	Won 21	Lost 7
1966-67	Davidson	Won 15	Lost 12
1967-68	Davidson	Won 24	Lost 5
1968-69	Davidson	Won 27	Lost 3
1969-70	Maryland	Won 13	Lost 13
1970-71	Maryland	Won 14	Lost 12
1971-72	Maryland	Won 27	Lost 5
1972-73	Maryland	Won 23	Lost 7
1973-74	Maryland	Won 23	Lost 5
1974-75	Maryland	Won 24	Lost 5
1975-76	Maryland	Won 22	Lost 6
1976-77	Maryland	Won 19	Lost 8
1977-78	Maryland	Won 15	Lost 13
1978-79	Maryland	Won 19	Lost 11
1979-80	Maryland	Won 24	Lost 7
1980-81	Maryland	Won 21	Lost 10
1981-82	Maryland	Won 16	Lost 13
1982-83	Maryland	Won 20	Lost 10
1983-84	Maryland ACC Champions	Won 24	Lost 8
1984-85	Maryland	Won 25	Lost 12

## *THIRTY YEAR COACHING RECORD*

Won 602      Lost 225      Pct. .728

# Terps Coaching Staff



**RON BRADLEY**  
Eastern Nazarene '72

Ron Bradley begins his third season as Driesell's senior member of the basketball coaching staff. Prior to joining the staff as a full time coach, Bradley spent two years with the team as a volunteer coach and served as the academic adviser for the team. He presently is studying for his Doctor's degree in Sport Psychology.

Ron came to Maryland from Nazarene College in Quincy, Massachusetts where he was head coach of the Crusaders for five years, posting a 96-51 overall record. As an undergraduate at Eastern Nazarene, he lettered four years, (1968-1972) scoring 2,649 points in 107 games. He was named to the N.A.I.A. and NCAA All-American teams and in 1972 was drafted by the New York Nets. He received his B.A. in psychology and history from Eastern Nazarene and his M.S. in physical education at Bridgewater (MA) State College. Ron is married to the former Denise Smith of Salisbury, Md. They have a seven-year-old son, Brad, and one-year-old daughter, Katlin.

Oliver Purnell joins the basketball staff this year coming from Old Dominion University where he was an assistant coach since 1975.

A 1975 graduate of Old Dominion, Purnell played basketball at ODU, 1971-75. He was a starting guard all three years for the varsity. As a senior, he captained the Monarchs to a 25-6 record and the NCAA Division II national championship. During his coaching years, ODU had a 196-99 record with nine post season trips. He scored 1,090 career points and is ranked fifth on the ODU all-time assist list with 474. He was a sixth round draft choice of the Milwaukee Bucks of the NBA.

Purnell joined the Monarchs' coaching staff in July of 1975 as a graduate assistant and later was elevated to a full-time assistant coach and in 1980 was named as top assistant coach. Purnell is widely recognized as one of the most successful recruiters in the game. He was largely responsible for many of the fine current players at ODU.

He has his Bachelor's degree in health and physical education and his Master's degree in Administration from ODU. He is married to the former Vicky Wise, and they have two daughters, Olivia 2 and Linsay, 6 months. He is a native of Berlin, MD and his wife a native of Snow Hill, MD. She is a University of Maryland 1975 graduate with a Bachelor of Science degree in music. She worked in the University's Admission Office two years after graduation then went to the Admissions Office at UMBC for another two years before marriage and moving to Norfolk.



**OLIVER PURNELL**  
Old Dominion University '75

Bart Bellairs joined Driesell's staff in September. Highly recommended and known by Driesell for some time, Bellairs came to Maryland from Wilkes College, (Wilkes-Barre, PA) where he was head coach for two years, 1983-85. He was an assistant at Wilkes before he was named head coach, 1981-82.

In his first year at Wilkes, he took the team from last place to first place in the Middle Atlantic Conference. With the reputation of a most successful recruiter, Bellairs, in his first year at Wilkes, signed five players off Pennsylvania High School teams. Three were from the state 4-A Williamsport title team; one from the 3-A Allentown Central Catholic title team; and one from the Northwest Area High School, Shickshinny, Pa., (near Wilkes-Barre).


While at Wilkes, he was an instructor in physical education, 1981-85; assistant baseball coach, 1981-84; head cross country coach, 1981-82; director of intramurals, 1981-85; and served an internship as assistant to the Athletic Director, 1980-81.

Bellairs received his BA in sociology/social work from Warren Wilson College (Asheville, NC) in 1979. As a student, he was selected to the Dean's list, voted to Who's Who in American Colleges and Universities; and founded and was president of the college chapter of Fellowship of Christian Athletes his four years. He earned his Master of Science Degree in physical education from Western Illinois, 1981. While at Western Illinois, he was a Graduate Assistant Coach in both basketball and baseball as well as a physical education Instructor.

Born 8/24/56 in Knoxville, TN, Bellairs attended Madison Central High School, Richmond, KY. He and his wife Laurie have a 3-year-old daughter, Katie.



**BART BELLAIRS**  
Warren Wilson College '79




T	RPS	91	TIME OUT	38	TOWSON
PLAYER	FOULS	TEAM	BONUS	TEAM	FOULS
31	2	←		4	1
12	1	FOULS	PERIOD	FOULS	33
11	1	3	2	7	24
2 FOR 1 FILM DEVELOPING					





## 1985-86 Terrapins



### 1985-86 University of Maryland Basketball Roster

NO.	NAME	POS.	HGT.	WGT.	CLASS	HOMETOWN/HIGH SCHOOL
3	Keith Gatlin	Guard	6-5	165	Junior	Grimesland, N.C./D. H. Conley HS
12	Jeff Baxter	Guard	6-1	165	Senior	Washington, DC/John Carroll
21	John Johnson	Guard	6-4	170	Freshman	Knoxville, TN/Bearden
23	Dave Dickerson	Forward	6-6	200	Freshman	Olar, SC/Denmark-Olar
25	Tony Massenburg	Forward	6-8	215	Freshman	Sussex, VA/Sussex Central
31	Bryan Palmer	Center	6-10	205	Junior	Shrewsbury, PA/Susquehannock
32	Terry Long	Center/Frwd	6-8	240	Junior	Glen Allen, VA/Hermitage
33	Derrick Lewis	Forward	6-7	195	Sophomore	Temple Hills, MD/John Carroll
34	Len Bias	Forward	6-8	195	Senior	Landover, MD/Northwestern
40	David Gregg	Forward	6-9	190	Freshman	Hyattsville, MD/Northwestern
41	Tom Jones	Forward	6-6	205	Senior	Oak Hill, WVA/Oak Hill
50	Phil Nevin	Center	6-11	250	Freshman	Vandergrift, PA./Kiski Area
54	Christoph Weisheit	Center	7-2	210	Freshman	Cologne, W. Germany/Effingham, IL

#### ALPHABETICAL

12	Jeff Baxter	Guard	6-1	165	Senior	Washington, DC/John Carroll
34	Len Bias	Forward	6-8	195	Senior	Landover, MD/Northwestern
23	Dave Dickerson	Forward	6-6	200	Freshman	Olar, SC/Denmark-Olar
3	Keith Gatlin	Guard	6-5	165	Junior	Grimesland, N.C./D. H. Conley HS
40	David Gregg	Forward	6-9	190	Freshman	Hyattsville, MD/Northwestern
21	John Johnson	Guard	6-4	170	Freshman	Knoxville, TN/Bearden
41	Tom Jones	Forward	6-6	205	Senior	Oak Hill, WVA/Oak Hill
33	Derrick Lewis	Forward	6-7	195	Sophomore	Temple Hills, MD/John Carroll
32	Terry Long	Center/Frwd	6-8	240	Junior	Glen Allen, VA/Hermitage
25	Tony Massenburg	Forward	6-8	215	Freshman	Sussex, VA/Sussex Central
50	Phil Nevin	Center	6-11	250	Freshman	Vandergrift, PA./Kiski Area
31	Bryan Palmer	Center	6-10	205	Junior	Shrewsbury, PA/Susquehannock
54	Christoph Weisheit	Center	7-2	210	Freshman	Cologne, W. Germany/Effingham, IL




# JEFF BAXTER

6-1 Senior

The very intense and hard working Baxter is another of Driesell's long list of standout point guards. An excellent ball handler and fine shooter, Jeff will start at guard this his senior year . . . As a reserve, he has come in to get some key points for the Terps . . . Last year, he hit 2 important foul shots in the final seconds in the final 2 regular season games against North Carolina State and Virginia to insure the Terp victories . . . He played in 35 of the 37 games last year . . . He scored 97 points, 2.8 average, and handed out 46 assists . . . He hit both field goal attempts in the NCAA Southeast Regional games against Villanova while playing 10 minutes . . . His season and career high of 14 points was scored twice, vs UMES and Towson State . . . As a freshman, playing in all 30 games, Jeff scored 103 points, his season high, had 33 assists and hit .794 from the foul line . . . With the 3-point play that year, he hit on 6 of 15 attempts . . . He had his high scoring game against Navy with 10 and had nine against Clemson and Georgia Tech . . . In his sophomore year, his high of 9 points came in the Mideast NCAA Regional game against West Virginia . . . Playing in 21 games, he averaged 7 minutes per game and had 48 points, 16 assists and 5 steals . . . His 3-year point total is 248 points for the 86 games . . . Jeff now has played in three straight NCAA tournaments, against Tennessee-Chattanooga and Houston in 1983; against West Virginia and Houston in 1984 and last year in the Southeast Regionals vs Miami (0), Navy and Villanova . . . Came to Maryland from DC's John Carroll High where he averaged 19 points his senior year while hitting 59% of his field goals . . . He had a team high of 6.2 assists per game and hit 79% of his free throws . . . Jeff played in two post-season All-Star games, the Capital Classic (Largo, MD) and the Derby Classic (Louisville, KY) . . . He was an All-Tournament selection in the Capital City Classic in Richmond, the Seagull Classic in Atlantic City, and was the MVP of the Curley Classic in Baltimore . . . Jeff has two sisters and three brothers.


**HIGH SCHOOL COACH:** Jack Bruen

**DATE OF BIRTH:** September 9, 1964 in Washington, DC






Mrs. Baxter



	GP	GS	FGM	FGA	Pct.	FTM	FTA	.Pct	Reb.	Asst.	Pf-Dsq.	Pts.	Avg.
FRESHMAN	30	—	35	84	.417	27	34	.794	20	33	30-1	103	3.4
SOPHOMORE	21	—	13	33	.393	22	30	.733	8	16	11-0	48	2.3
JUNIOR	35	—	37	74	.500	23	33	.697	26	46	30-1	97	2.8
TOTALS	86	—	85	191	.445	72	97	.742	54	95	71-2	248	2.9

# ALL-AMERICAN LEN BIAS

6-8 Senior



A pre-season All-American selection, Len enters his senior year for the Terps and Driesell as one of the nation's top players . . . Coaches and other experts believe that last year's "ACC Player of the Year" with another brilliant playing season will be a strong candidate for the national "Player of the Year" honors . . . A definite high pick in the NBA draft, going early . . . For last year's accomplishments, refer to INSIDE FRONT COVER . . . Bias caught the attention of the basketball world his sophomore year with a fantastic season climaxed with his brilliant performance in the ACC Tournament . . . He led the Terps with his dominating play to the ACC title giving Driesell his first championship in his 15 years at Maryland . . . For his awesome 3-game display, he was the unanimous selection as the "Most Valuable Player" of the tournament by the vote of the 8 coaches . . . He also was a unanimous choice for the ACC All-Tournament team . . . In the title game against Duke he had a game high and his career high of 26 points as he hit on 12 of 17 from the floor and 2 of 2 from the line . . . For the three games, he had 56 points with 26 of 43 from the field, four of six from the line and 18 rebounds . . . He also had 7 assists and played all but 5 minutes in the three games—115 minutes . . . He totaled 15 points in each win over N.C. State and Wake Forest . . . He had 18 points on 6 of 9 and 6 of 6 foul shots against West Virginia in the opening game of the NCAA Mid-East Regional won by the Terps, 102-77 . . . He hit 16 in the 72-70 loss to Illinois in the second round of the regional . . . As a freshman, it was his basket at the buzzer that put the Terps into the second round of the 1983 NCAA tournament as the Terps defeated Tennessee-Chattanooga, 52-51 and went on to meet Houston in the 2nd round of the Mid-West Regional . . . In addition to his then career high 26 points against Duke in the ACC Championship game, he scored 25 against Duke in the regular season, 2/11 in Cole and 24 against North Carolina 1/12 in Cole and 24 also against Old Dominion at Norfolk, 1/21 . . . He also had his then career high 10 rebounds against Duke along with his 25 points . . . Len scored in double figures in the last 16 games of the season . . . He missed scoring in double figures in only four games of the 32, giving him a total of 28 . . . He would have started all 27 regular games last year but for Driesell's long time tradition of starting his seniors in the final home



Mr. and Mrs. Bias

game of the season . . . He had started 32 straight before the Virginia game as he started the last six of his freshman year . . . He went on to start the three ACC title games and the two NCAA games . . . His 398 points scored in the regular season (14.7 avg.) was the second best on the team and 9th in the ACC . . . His .564% of field goals, 2nd high on the team and 5th best in the ACC . . . He hit .757% from the foul line and averaged 4.3 rebounds . . . He played all 55 minutes of the triple overtime win at Clemson . . . In the ACC title game, he played 39 minutes and 50 seconds . . . Len was the fourth leading scorer on the team as a freshman . . . He scored 217 points for a 7.2 average and pulled in 125 rebounds . . . He played in all 30 games and started 13, including the last six . . . He started the first game of his college career in the season's opener against Penn State and his second start was the 4th game vs St. Joseph's . . . His third start was against UCLA . . . His freshman high point total was 19 against Georgia Tech . . . He scored in double figures in 12 games, including 5 of the last 6 of the regular season . . . As a starter the final six games, he scored 71 points and had 42 rebounds . . . Following his sophomore season, the team honored him with the "Outstanding Player of the NCAA's" award . . . At Northwestern High, he averaged 19.6 points a game while leading the team to a 20-5 record his senior year and runner-up honors in the state tournament . . . He averaged 12.5 rebounds and shot 56% from the floor and 76% from the line . . . He played in the McDonald's Capital Classic and the Derby Classic in Louisville . . . He was named the MVP of the McDonald's Capital Classic . . . He is the oldest of four children with two brothers and a sister . . .

**CAREER HIGHS:**

30 points against Villanova 1 27 in Cole as he hit on 11 of 22 FGs, and 8 of 9 FTs. Selected NBC-TV's Player of Game Award  
 13 rebounds against Villanova 1 27 85 in Cole  
 55 minutes played in triple overtime win at Clemson, 1984

**CAREER TOTALS:**

99 games played in and 81 starts in three years  
 1,406 points scored for 14.2 average per game  
 521 rebounds for 5.3 average per game  
 .533 field goal % on 571 of 1,071 attempts (.530 last year)  
 .748 free throw % on 261 of 349 (.748 last year)  
 135 assists with 65 last year

**HIGH SCHOOL COACH:** Bob Wagner

**DATE OF BIRTH:** November 18, 1963 in Washington, DC



	GP	GS	FGM	FGA	Pct.	FTM	FTA	.Pct	Reb.	Asst.	Pf-Dsq.	Pts.	Avg.
FRESHMAN	30	13	86	180	.478	42	66	.636	125	22	55-1	217	7.2
SOPHOMORE	32	31	211	372	.567	66	86	.767	145	48	81-3	488	15.2
JUNIOR	37	37	274	519	.530	153	197	.777	251	65	106-2	701	19.0
<b>TOTALS</b>	<b>99</b>	<b>81</b>	<b>571</b>	<b>1,071</b>	<b>.533</b>	<b>261</b>	<b>349</b>	<b>.748</b>	<b>521</b>	<b>135</b>	<b>242-6</b>	<b>1,406</b>	<b>14.2</b>



## KEITH GATLIN

6-5 Junior

With two outstanding years, the highly recruited Gatlin has now achieved the reputation as one of the nation's finest guards and is headed for all-star recognition his final two years . . . Keith came to College Park highly respected and enough press clippings to assure coaches and other players that he had a "can't miss" future . . . Another coup of Lefty's recruiting genius was hardly ever so heralded and applauded as he landed the state of North Carolina's high school "Player of the Year" . . . Driesell feels Keith is a real key to the success of the team this year . . . As a freshman he started 9 of 32 games and last year he started 35 of the 37, with one non-start the final game of the season when Lefty starts all seniors . . . During this freshman year, he hit his season high at Georgia Tech with 19 points and had 8 assists . . . Averaging 24 minutes a game, he led the team in assists with 148 (4.6 per game) and scored in double figures 7 times . . . He finished 6th, tops in the ACC in assists, the most for a freshman . . . His assist game high was 10 in the ACC title win over Duke, then followed with 10 again in the second round of the NCAA Mideast Regional against Illinois . . . He finished his rookie year with .487% from the floor and .761% from the line . . . While scoring 198 points (6.2) average, his high in rebounding was 5 vs. Duquesne and at Georgia Tech . . . It was on NBC national television at Chapel Hill that Gatlin put on a magnificent performance and received the Terps' "MVP Award" and the \$1000 scholarship award given to the University . . . Last year, Keith set a new Maryland career assist record, closing with 221 (6.0 avg.) 5th best in the ACC . . . He broke the record of 178 set by John Lucas during the 1974-75 season . . . He passed Lucas when he dished off 10 against Wake Forest, 2/24 . . . He also set a new Terp single game assist record as he had 13 vs. Virginia, 1/30 . . . The old record of 12 was held by Lucas, Dutch Morley and Rich Porac . . . In the NCAA's in Dayton, he collected 22 assists, with 10 in the Miami (0) win and 12 in the win over Navy . . . Against the Middies, he assisted on 3 consecutive slam dunks as he fed Terry Long once and Tom Jones twice for slam scores . . . Keith tied a Maryland career single game record for most consecutive field goals, 10, as he hit 14 of 15 vs Clemson, 2/17 . . . He was 5 of 6 the first half, making the first 4, missing the 5th, and hitting the 6th . . . He was successful on all 9 attempts the second half . . . This tied the Terps'



Barry Yates who hit 10 straight vs Miami (Fla.), December, 1970 . . . He scored in double figures in 15 of his 3 games . . . He averaged 30.2 minutes per game . . . His hitting 14 of 15 field goals was the best FG% vs Clemson since 1960 . . . The 28 points scored vs Clemson was his career and single game high, also . . . At D. H. Conley High, he scored a career 1612 points while hitting 56% from the floor and 92% from the line . . . His single game high was 38 points . . . He averaged 6+ assists per game all 4 years . . . He averaged 22 points as a junior, then early his senior year, October, announced his decision to attend Maryland and enroll as a radio and television major . . . As a senior, he averaged 25.2 points a game along with 9.8 per game rebounds and 6.2 assists . . . The team finished with a 22-4 record . . . He played in the McDonald's All-Star game in Atlanta and the McDonald's Capital Classic at the Capital Center in Maryland.

**CAREER HIGHS:**

- 28 points vs Clemson, hitting 14 of 15 shots, 2/17/85, at Clemson
- 6 rebounds vs Loyola (MD), 12/22/84 in Baltimore
- 13 assists vs Virginia, 1/30/85 at Cole—new single game career record

**CAREER TOTALS:**

- 69 games played with 44 starts (35 last year)
- 504 points scored for 7.3 average
- 369 assists for 5.4 average (221 last year—new career Terp record)
- .504 field goal % - 51.4% last year
- .810 free throw % - 86.2 last year

**HIGH SCHOOL COACH:** Shelley Marsh

**DATE OF BIRTH:** December 23, 1964 in Newark, New Jersey




Mrs. Gatlin



	GP	GS	FGM	FGA	Pct.	FTM	FTA	.Pct	Reb.	Asst.	Pf-Dsq.	Pts.	Avg.
FRESHMAN	32	9	75	154	.487	48	63	.761	52	148	32-0	198	6.2
SOPHOMORE	37	35	128	249	.514	50	58	.862	70	221	44-1	306	8.3
<b>TOTALS</b>	<b>69</b>	<b>44</b>	<b>203</b>	<b>403</b>	<b>.504</b>	<b>98</b>	<b>121</b>	<b>.810</b>	<b>122</b>	<b>369</b>	<b>76-1</b>	<b>504</b>	<b>7.3</b>

# TOM "Speedy" JONES

6-6 Senior



Coming to College Park from Allegany Community College (Cumberland, MD), the quiet, hardworking "Speedy" made an immediate and impressive debut for the transfer junior . . . Luring him to Maryland turned into being quite a move by Driesell as the 6-6 forward was called on early to play and as Lefty said, came through with just a most outstanding contribution . . . When Derrick Lewis had to move into the center position, this gave Jones the opportunity to move into playing forward and quickly a starter . . . He played in all 37 games and started 20 . . . He averaged 26.9 playing minutes per game . . . Scored 264 points (7.1 avg. per game) and pulled down 155 rebounds (4.2) . . . His single game high was 19 vs Holy Cross and his 10 rebounds vs Dayton was high . . . He scored in double figures in 14 games . . . He played 41 minutes in the overtime win over then #2 ranked Duke . . . At Allegany, Jones was an All-American choice on the NJCAA All-American team . . . He rewrote the season and career scoring records at Allegany last season and was honored as the teams' Most Valuable Player . . . His single season scoring record was 829 points, a 23-point per game average . . . His career scoring title total was 1302 points as he had scored 473 points his first year at Allegany. Last year, he also set the season mark for field goals, 313; foul shots made, 203; and foul shots attempted, 259 . . . His 513 career field goals tied the school record . . . He also was the leading rebounder with 328 for 9.1 per game.

Nicknamed "Speedy", Jones was the leading scorer and rebounder on his Oak Hill (WVA) High school team that was 21-5 his senior year . . . He averaged 22 points and 11 rebounds his senior year . . . He was named to the Converse All-America team and was a first team selection on the West Virginia class AAA All-Star team.


HIGH SCHOOL COACH: Jim Lilly

DATE OF BIRTH: August 15, 1964 in Oak Hill, WVA





Mrs. Inez Jones  
Grandmother



	GP	GS	FGM	FGA	Pct.	FTM	FTA	.Pct	Reb.	Asst.	Pf-Dsq.	Pts.	Avg.
JUNIOR	37	20	112	221	.507	40	54	.741	155	37	88-2	264	7.1

# DERRICK LEWIS


6-7 Sophomore



When Lefty “landed” the highly recruited Lewis, the Terps came up with a premier shot blocker, definitely the finest in Lefty’s coaching career at Maryland . . . He was labeled as “inch for inch”, the best shot-blocker in the country . . . Was rated the nation’s 6th top prospect by the Knoxville News-Sentinel . . . He was described by coaches as the “best defensive player in the country” . . . Derrick didn’t deviate the rave notices as he had a most outstanding freshman year, but not at forward . . . Early in the season, Driesell switched him to Center and that is where he played all year . . . thus, he became only the second center to ever start as a freshman under Driesell, averaging 30 minutes per game . . . Started 34 games, with the last 30 starts in a row . . . He blocked a phenomenal 99 shots which was 15 more than the combined total of the opponents for the year, 84 . . . He had 10 against Tennessee in the Great Alaska Shootout and vs Towson State . . . He pulled in 241 rebounds (6.5 per game) which ranked him 7th in the ACC . . . came up with 221 points (6.0 per game) . . . Was named ACC Rookie of the Week twice during the season . . . Assisted 33 times . . . Hit double figures in 8 games . . . Single game scoring high was 16 vs Duke in quarterfinal game of the ACC tournament and his 14 rebounds vs Wake Forest in Cole, 2/24/85 was high . . . One of the most highly recruited players in the nation, Lewis gained numerous honors, including his selection for a second consecutive year on the first team Washington Post All-Metro team; selection as the All-Metro MVP and the recipient of the Metropolitan area “Mr. Basketball Award” given by the Washington Touchdown Club . . . The award is given to the athlete who symbolizes in character and performance the ideals of sportsmanship . . . He was the lone metropolitan area player named to the annual McDonald’s All-America 25-player dream team . . . He was selected the Metro teams’ MVP in the 11th annual McDonald’s classic at the Capital Centre in Maryland . . . He maintained a B academic average and was a member of John Carroll’s National Honor Society . . . He also was honored by the Silver Hills Boys and Girls clubs as they selected him to receive the 1984 John Wesley Davis memorial “Boy of the Year” award . . . Derrick also was extremely active in school activities; a top student leader.


HIGH SCHOOL COACH: Carroll Homes

DATE OF BIRTH: August 1, 1966 in Tarboro, NC





Mr. and Mrs. Lewis



	GP	GS	FGM	FGA	Pct.	FTM	FTA	.Pct	Reb.	Asst.	Pf-Dsq.	Pts.	Avg.
FRESHMAN	37	34	88	189	.466	45	72	.625	241	331	122-5	221	6.0

# TERRY LONG

6-8 Junior




With a strong showing in early fall practice, Long is expected to take command of the all-important center position . . . He started eight games last year as a sophomore, then gave way to freshman Derrick Lewis . . . Driesell said with last year's experience and vast improvement in his development over the summer and pre-season practice he is ready to give the team the much needed strong play and rebounding needed . . . Terry played in all 37 games last season, averaging 12 minutes a game and 2.3 points per game, hitting 51% of his shots . . . He came up with 69 rebounds . . . Had his season high scoring, 10 points, and rebounding, 6, against Georgia Tech in the championship game of the Rainbow Classic . . . Following his freshman year, he was voted the award as the "Most Improved Player" . . . He contributed outstanding efforts in the stretch drive of the season and in the ACC tournament, won by the Terps . . . His play gave Driesell a chance to use him to spell both Herman Veal and Len Bias . . . In his first year, he had 203 playing minutes in the 27 games he played, scoring 55 points and took in 52 rebounds . . . He hit 19 of 35 shots for a fine 54% . . . He had 5 blocked shots and 8 steals . . . Last season, he had 7 blocks, 12 steals and 14 assists . . . At Hermitage High in Richmond, he scored a school record 1220 points and also pulled in 879 rebounds for still another school record . . . He averaged 15 points a game and 12 rebounds as a senior and led his team to a 18-4 season . . . He had a single game high of 38 points and a school record 27 rebounds in one game . . . He had 124 assists and 299 rebounds his senior year . . . His honors included All-Metro, All-District, All-State, and All-American . . . He was tabbed as one of the top 25 players in the country . . . Terry played in the McDonald's Capital Classic game at Maryland's Capital Centre.

HIGH SCHOOL COACH: Joe Baker

DATE OF BIRTH: February 27, 1964 in Richmond, Virginia




Mr. and Mrs. Long



	GP	GS	FGM	FGA	Pct.	FTM	FTA	.Pct	Reb.	Asst.	Pf-Dsq.	Pts.	Avg.
FRESHMAN	27	—	19	35	.542	17	33	.515	52	10	23-0	55	2.0
SOPHOMORE	37	8	33	65	.508	19	31	.613	69	14	46-0	85	2.3
TOTALS	64	8	52	100	.520	36	64	.563	121	24	69-0	140	2.2

# BRYAN PALMER

6-10 Center




Mr. and Mrs. Palmer

Played in 12 games last season and his freshman year . . . Was redshirted during 1983-84 season . . . Used last year as backup for Derrick Lewis and Terry Long . . . Driesell said he could be a valuable backup center this year where help is important and needed . . . Had 2 points his first year and 13 last season, with 11 coming on free throws as he hit on 11 of 13 . . . Had 10 rebounds . . . He came to Maryland from Susquehannock High where as the team's center in his senior year averaged 20.6 points per game, hitting a strong 68 percent of his field goals . . . He was MVP at the Susquehannock Christmas Tournament . . . Voted Player of the Year by the Daily Record . . . Hit 71% of his free throws and had a game high of 40 points in high school . . . On District III champions his senior year as Susquehannock won its first championship . . . Played in the Dapper Dan Classic and was a member of the U.S. team that played and defeated Israel in the Israel Classic . . . A member of the National Honor Society while graduating fourth in his class . . . In College of Engineering.

**HIGH SCHOOL COACH:** Terry Rynearson

**DATE OF BIRTH:** September 13, 1964 in York, Pennsylvania



	GP	GS	FGM	FGA	Pct.	FTM	FTA	.Pct	Reb.	Asst.	Pf-Dsq.	Pts.	Avg.
FRESHMAN	12	—	0	4	.000	2	8	.250	15	1	5-0	2	0.2
SOPHOMORE	12	—	1	6	.167	11	13	.846	10	4	11-0	13	1.1
<b>TOTALS</b>	<b>24</b>	<b>—</b>	<b>1</b>	<b>10</b>	<b>.100</b>	<b>13</b>	<b>21</b>	<b>.619</b>	<b>25</b>	<b>5</b>	<b>16-0</b>	<b>14</b>	<b>0.6</b>

# DAVE DICKERSON

6-6 Freshman




Mr. Dickerson



Played both guard and forward at Denmark-Olar High School . . . Led the team to the 5-AA Conference Championship both junior and senior years . . . Captained the team his senior year . . . Selected the teams' MVP also his junior and senior years . . . Named to the post-season Greenville, SC, all-tournament team . . . First team all-state . . . Awarded MVP honors in the annual South Carolina North-South All-Star game as he scored a high of 16 points and pulled in 9 rebounds . . . Top honor came as he received the all-conference MVP award . . . also received the highly coveted Computer Science Award his senior year . . . Played quarterback and strong safety on the football team . . . Had a 20 point average scoring and 12 rebounds per game last year . . . An extremely intelligent player with a lot of confidence . . . Jumps well and is good along the base line . . . He is in the College of Business.


HIGH SCHOOL COACH: Ernest Nimmons

DATE OF BIRTH: March 29, 1967 in Olar, SC



# DAVID GREGG


6-9 Freshman



Comes to Maryland from nearby Northwestern High School and joins the Terps' All-America Len Bias a product of Northwestern and both coached by the veteran Bob Wagner . . . Northwestern High is less than 10 minutes from Cole Field House, home of Terrapin basketball . . . A first team all-Metropolitan selection last year, the 6-9, 190 Gregg captained the team his senior year. . . Was a McDonald's All-America selection . . . Averaged 18 points and 13 rebounds per game last season . . . Played in the annual Capital Classic at the Capital Centre, Maryland, scoring 6 points and grabbing 5 rebounds, playing 24 minutes . . . played both center and forward and slated to play forward for Driesell . . . A top prospect with tremendous potential . . . Coaches feel David needs to physically mature . . . Has good quickness and has excellent shooting touch . . . His strength should be as a front line player.

HIGH SCHOOL COACH: Bob Wagner

DATE OF BIRTH: August 2, 1966 in Washington, DC



Mr. and Mrs. Culbreth



# JOHN JOHNSON


6-4 Guard



The highly recruited unanimous all-State guard, Johnson was voted the "High School Player of the Year in the state of Tennessee" as selected by the Knoxville News-Sentinel . . . The native of Knoxville chose Maryland basketball over the U of Tennessee . . . He captained the Bearden High School team both his junior and senior years . . . As a sophomore, he averaged 18.7 ppg and 8.3 rebounds . . . He was selected all-District, all-Region, all-East Tennessee, all-KIL, honorable mention all-State, and was named Sophomore of the Year . . . He blossomed his junior year to real stardom and recognition while averaging 24.7 ppg and 9.2 rebounds . . . He repeated first team honors all-District, all-Region and all-KIL, and was KIL Player of the Year . . . Made first team all-State and was named East Tennessee "Player of the Year" . . . He was runner-up as Mr. Basketball in the state and won honorable mention all-America honors . . . He continued his senior year to win all the honors as he did as a junior, but won the "Mr. Basketball" honor . . . In gaining these awards, John averaged 25.4 ppg, 8.2 rebounds, and 6 assists . . . He broke and set the school scoring record for a career with 2327 points . . . His career high games were 46, 45, and 40 . . . His high 46 points were scored in just 3 quarters . . . An extremely fine jumper . . . Is quick and goes to the hole well . . . Excellent outside shooter . . . His quickness gives him the opportunity to become a good defensive player . . . Also, a good passer . . . With experience, he could handle the point guard.

HIGH SCHOOL COACH: George Pitts


DATE OF BIRTH: March 11, 1967 in Chattanooga, TN



Mrs. Johnson

# TONY MASSENBURG


6-9 Freshman



Tony started his varsity career as a 6'6" sophomore, averaging 8.4 ppg . . . Upped that to 14.2 as a junior and topped that with a senior average of 17.5 ppg, tops on the team . . . Was named the MVP of the team as well as team captain . . . Played center at Sussex Central High School . . . Should make an ideal power forward for the Terps . . . The 210-pound highly recruited standout, along with his 17.5 ppg last year, had 12 rebounds average per game and 5 blocked shots . . . His season high was 30 points vs John Yeates, 17 rebounds vs Forest Glen, and 14 blocked shots vs Petersburg High . . . He has a good shooting touch from the 18 foot range . . . One of his greatest assets was the intimidation factor he presented to opposing players . . . His 14 blocks against Petersburg, AAA state runnerup to the title, is a good testament to his shot blocking abilities . . . Tony has a good quickness, runs the court well, and can score inside, outside, or off the fast break . . . The tremendous jumper, labeled a great athlete, has very good hands, has a very strong attitude . . . He has excessive aggressiveness, working hard all the time . . . Very good offensive rebounder . . . Needs to refine his offensive skills . . . His awards and honors resemble a "Who's Who" . . . He was two-time all-District; two-time all-Region; first team all-State, Associated Press, the Richmond Times-Dispatch, and USA Today . . . A member of the United States All-Stars team that played in the Albert Schweitzer International Youth Games in Mannheim, West Germany; nominee to the McDonald All-Star team . . . Lettered in football as a tight end and safety and also in track as a hurdler and high jump star.

HIGH SCHOOL COACH: Ralph Joyner



DATE OF BIRTH: July 31, 1967 in Greenville, SC



Mr. and Mrs. Massenbourg

# PHIL NEVIN


6-11 Freshman



Played center all three years for Kiski Area High School that captured the section 1 WPIAL 4-A championship his junior and senior years as the Cavaliers had 23-6 and 23-3 records respectively . . . The 245-pound Nevin, in his sophomore year had 12 ppg, 8 rebounds, and 3 blocked shots a game with the team going 7-16 . . . In winning the section title his junior year (23-6), Phil hit for an average of 14 points, 10 rebounds, and 6 blocked shots . . . He was selected to the Allegheny Kiski Valley 1st team all-star team as selected by the Pittsburgh Press . . . Was a member of the WPIAL section one 4-A all-star team . . . While winning the section title his senior year, (23-3) he averaged 14.5 ppg, 11 rebounds and 7 blocked shots . . . He was named a McDonald's All-American; he made the WPIAL section one 4-A All-Star team, and Street and Smith's All-Metro (Pittsburgh) . . . He played in the prestigious Dapper Dan Roundball Classic all-star game in Pittsburgh . . . Captained the team his senior year . . . A high jumper for the track team . . . Was an Honor Roll student and a member of the Key Club . . . Has tremendous potential, physically . . . Is strong with good hands . . . Has a nice shooting touch . . . Needs to learn what is expected of big, strong center and be more aggressive.

HIGH SCHOOL COACH: Samuel Intreiri

DATE OF BIRTH: January 13, 1967 in Shelby County, OH



Mr. and Mrs. Nevin



**LEN BIAS**  
 1985 All-America  
 ACC "Player of Year"  
 Led ACC in Scoring



# TERPS HIGH SCHOOL COACHES



**JIM LILLY**

Oak Hill  
("Speedy Jones")



**CARROLL HOMES**

John Carroll  
(Derrick Lewis)



**JACK BRUEN**

John Carroll  
(Jeff Baxter)



**TERRY RYNEARSON**

Susquehannock  
(Bryan Palmer)



**GEORGE PITTS**

Bearden  
(John Johnson)



**SAMUEL INTRIERI**

Kiski Arena  
(Phil Nevin)



**RALPH JOYNER**

Susses Central  
(Tony Massenburg)



**SHELLY MARSH**

D. H. Conley  
(Keith Gatlin)



**JOSEPH BAKER**

Hermitage  
(Terry Long)



**BOB WAGNER**

Northwestern  
(Len Bias)  
(David Gregg)

# BASKETBALL STAFF



Dr. Stanford A. Lavine  
Team Physician

As the Terrapin basketball team opens the 1985 season, it will mark the "Silver Anniversary" for the Maryland alumnus as the University's team physician and Orthopedic Surgeon. The former Terp quarterback was selected as team physician in 1960. In all these 25 years he has medically supervised athletes in all of the University's sports programs, which now numbers 22.

He is with the football team at all games, home and away, and attends all the home basketball games and many away games. His office is on call at all times when the trainers call for him to see an athlete.

He is considered one of the nation's top Orthopedic Surgeons and is most prominent in the field of "Sports Medicine." He has an annual clinic which attracts the top Orthopedic Surgeons and athletic team doctors in the country. His reputation has brought him numerous professional athletes of all sports, men and women, for surgery and treatment.

Dr. Lavine had been the team physician for the Washington Redskins since 1975, but resigned in October. He also was the team physician for the Washington Bullets, 1973-79. Thus, his trophy mantle glitters with 5 Maryland ACC Championship rings, 2 Redskin Super Bowl rings, and one NBA Championship ring while with the Bullets.

Out of Pittsburgh's (PA) Schenley High School, he had scholarship offers from the University of Kentucky and West Virginia before choosing Maryland. In his first year as the Terp quarterback, he played for the legendary Clark Shaughnessy. Playing for the late Jim Tatum his junior year, he led the Terps to a 9-1 record including a 20-7 win over Missouri in the Gator Bowl in which he threw for two touchdowns.

Following graduation from the University's Medical School, he interned in Philadelphia and Cleveland, served two years in the Air Force then began his medical practice at Washington Hospital Center. He now works out of the Center and Sibley Hospital.

---

While guiding the basketball academic program, Wendy is studying for her Doctorate Degree in Counseling and Personnel Services/College Student Development Concentration.

She received her Bachelor of Arts in Sociology/Social Work from the University of North Carolina at Greensboro in 1974, as she received Phi Beta Kappa honors. She studied for her Master's Degree in Education from the University of Indiana, Bloomington, in 1979.

Wendy will monitor each of the basketball players class schedules daily and maintain close records of their progress. Her program will include supervising, organizing and directing study hall periods and arranging for tutoring services when needed. She will serve as each players' individual counselor and lend the proper instruction in the development of study skills and time management techniques. She comes to the basketball program after having served a year as an academic advising intern in the Maryland football program.

Between her first and second degrees, she coached girls field hockey, basketball and softball at the Lawrence Academy (Groton, MA) and at the Moravian Academy (Bethlehem, PA) and also was a counselor in the residence hall at both preparatory schools. She then worked as a University residence hall counselor on Long Island.

A native of Groton, MA, she had an athletic as well as academic excellence at Groton High School as she lettered three years playing basketball, field hockey and softball. While at UNC, Greensboro, she lettered playing field hockey.



Wendy Whittemore  
Academic Advisor





Wendy Whittemore  
Academic Advisor



Barbara Bennett  
Secretary



Linda VanWagenen  
Secretary



Kevin Spain  
Graduate Assistant



Vinny Mayolo  
Equipment Manager



Miko Bernardo, Trainer; Jim Spiro, Manager; Tim Burton, Head Manager

# NATION'S TOUGHEST SCHEDULE LAST YEAR



**MARYLAND BASKETBALL  
1984-85 SCHEDULE**

DATE	OPPONENT	SCORE
7-5		
8-15		
8-22		
8-29		
9-5		
9-12		
9-19		
9-26		
10-3		
10-10		
10-17		
10-24		
10-31		
11-7		
11-14		
11-21		
11-28		
12-5		
12-12		
12-19		
12-26		
1-2		
1-9		
1-16		
1-23		
1-30		
2-6		
2-13		
2-20		
2-27		
3-6		
3-13		
3-20		
3-27		
4-3		
4-10		
4-17		
4-24		
4-30		
5-7		
5-14		
5-21		
5-28		
6-4		
6-11		
6-18		
6-25		
7-2		
7-9		
7-16		
7-23		
7-30		
8-6		
8-13		
8-20		
8-27		
9-3		
9-10		
9-17		
9-24		
10-1		
10-8		
10-15		
10-22		
10-29		
11-5		
11-12		
11-19		
11-26		
12-3		
12-10		
12-17		
12-24		
12-31		
1-7		
1-14		
1-21		
1-28		
2-4		
2-11		
2-18		
2-25		
3-4		
3-11		
3-18		
3-25		
4-1		
4-8		
4-15		
4-22		
4-29		
5-6		
5-13		
5-20		
5-27		
6-3		
6-10		
6-17		
6-24		
7-1		
7-8		
7-15		
7-22		
7-29		
8-5		
8-12		
8-19		
8-26		
9-2		
9-9		
9-16		
9-23		
9-30		
10-7		
10-14		
10-21		
10-28		
11-4		
11-11		
11-18		
11-25		
12-2		
12-9		
12-16		
12-23		
12-30		
1-6		
1-13		
1-20		
1-27		
2-3		
2-10		
2-17		
2-24		
3-3		
3-10		
3-17		
3-24		
3-31		
4-7		
4-14		
4-21		
4-28		
5-5		
5-12		
5-19		
5-26		
6-2		
6-9		
6-16		
6-23		
6-30		
7-7		
7-14		
7-21		
7-28		
8-4		
8-11		
8-18		
8-25		
9-1		
9-8		
9-15		
9-22		
9-29		
10-6		
10-13		
10-20		
10-27		
11-3		
11-10		
11-17		
11-24		
12-1		
12-8		
12-15		
12-22		
12-29		
1-5		
1-12		
1-19		
1-26		
2-2		
2-9		
2-16		
2-23		
2-29		
3-6		
3-13		
3-20		
3-27		
4-3		
4-10		
4-17		
4-24		
4-30		
5-7		
5-14		
5-21		
5-28		
6-4		
6-11		
6-18		
6-25		
7-2		
7-9		
7-16		
7-23		
7-30		
8-6		
8-13		
8-20		
8-27		
9-3		
9-10		
9-17		
9-24		
9-30		
10-7		
10-14		
10-21		
10-28		
11-4		
11-11		
11-18		
11-25		
12-2		
12-9		
12-16		
12-23		
12-30		
1-6		
1-13		
1-20		
1-27		
2-3		
2-10		
2-17		
2-24		
3-3		
3-10		
3-17		
3-24		
3-31		
4-7		
4-14		
4-21		
4-28		
5-5		
5-12		
5-19		
5-26		
6-2		
6-9		
6-16		
6-23		
6-30		
7-7		
7-14		
7-21		
7-28		
8-4		
8-11		
8-18		
8-25		
9-1		
9-8		
9-15		
9-22		
9-29		
10-6		
10-13		
10-20		
10-27		
11-3		
11-10		
11-17		
11-24		
12-1		
12-8		
12-15		
12-22		
12-29		
1-5		
1-12		
1-19		
1-26		
2-2		
2-9		
2-16		
2-23		
2-29		
3-6		
3-13		
3-20		
3-27		
4-3		
4-10		
4-17		
4-24		
4-30		
5-7		
5-14		
5-21		
5-28		
6-4		
6-11		
6-18		
6-25		
7-2		
7-9		
7-16		
7-23		
7-30		
8-6		
8-13		
8-20		
8-27		
9-3		
9-10		
9-17		
9-24		
9-30		
10-7		
10-14		
10-21		
10-28		
11-4		
11-11		
11-18		
11-25		
12-2		
12-9		
12-16		
12-23		
12-30		
1-6		
1-13		
1-20		
1-27		
2-3		
2-10		
2-17		
2-24		
3-3		
3-10		
3-17		
3-24		
3-31		
4-7		
4-14		
4-21		
4-28		
5-5		
5-12		
5-19		
5-26		
6-2		
6-9		
6-16		
6-23		
6-30		
7-7		
7-14		
7-21		
7-28		
8-4		
8-11		
8-18		
8-25		
9-1		
9-8		
9-15		
9-22		
9-29		
10-6		
10-13		
10-20		
10-27		
11-3		
11-10		
11-17		
11-24		
12-1		
12-8		
12-15		
12-22		
12-29		
1-5		
1-12		
1-19		
1-26		
2-2		
2-9		
2-16		
2-23		
2-29		
3-6		
3-13		
3-20		
3-27		
4-3		
4-10		
4-17		
4-24		
4-30		
5-7		
5-14		
5-21		
5-28		
6-4		
6-11		
6-18		
6-25		
7-2		
7-9		
7-16		
7-23		
7-30		
8-6		
8-13		
8-20		
8-27		
9-3		
9-10		
9-17		
9-24		
9-30		
10-7		
10-14		
10-21		
10-28		
11-4		
11-11		
11-18		
11-25		
12-2		
12-9		
12-16		
12-23		
12-30		
1-6		
1-13		
1-20		
1-27		
2-3		
2-10		



# LEFTY MOVING UP

## All-Time Winningest Division I Coaches

1	875	—	Adolph Rupp .....	41	Years
	771	—	Phog Allen .....	46	Years
	767	—	Henry Iba .....	41	Years
	759	—	Ed Diddle .....	42	Years
	724	—	Ray Meyer .....	42	Years
	667	—	John Wooden .....	29	Years
	642	—	Marv Harshman .....	40	Years
	611	—	Cam Henderson .....	36	Years
	599	—	Armory "Slats" Gill		
10	586	—	Ralph Miller .....	34th	Year Oregon State — Completed Season
11	574	—	Guy Lewis .....	29th	Year Houston — Completed Season
	560	—	Paul Hinkle		
13	550	—	Dean Smith .....	24th	Year North Carolina (in Southeast Regional)
	550	—	Frank McGuire .....	30	Years
15	540	—	Norm Sloan .....	33	Years Florida
16	<b>505</b>	—	<b>CHARLES DRISELL</b> .....	<b>25</b>	<b>Years Maryland (in Southeast Regional)</b>
	504	—	Harold Anderson .....	29	Years

## FIVE ACTIVE COACHES FROM ABOVE (Winning Percentage)

.770	—	Dean Smith, North Carolina 714 games — Won 550 Lost 164
<b>.707</b>	—	<b>Charles Driesell, Maryland 714 Games — Won 505 Lost 209</b>
.684	—	Guy Lewis, Houston 839 Games — Won 574 Lost 265
.626	—	Ralph Miller, Oregon State 936 Games — Won 586 Lost 350
.610	—	Norm Sloan, Florida 885 Games — Won 540 Lost 345

## AVERAGE WINS PER YEAR BY ABOVE ACTIVE COACHES

22.9	by	Dean Smith, North Carolina in 24th Year
<b>20.2</b>	by	<b>Charles Driesell, Maryland in 25th Year</b>
19.8	by	Guy Lewis, Houston, 29 Years
17.2	by	Ralph Miller, Oregon State, 34 Years
16.4	by	Norm Sloan, Florida 33 Years

## DRISELL MILESTONES

FIRST GAME	—	Dec. 3, 1960	65-59 win over Wake Forest in Davidson, North Carolina
FIRST WIN	—	Dec. 3, 1960	65-59 win over Wake Forest in Davidson, North Carolina
100TH WIN	—	Jan. 1966	105-79 over West Virginia in Charlotte, North Carolina
200TH WIN	—	Jan. 1971	88-69 over Loyola (Md) in Baltimore Civic Center
300TH WIN	—	March 1975	83-71 over Notre Dame in Las Cruces, New Mexico (NCAA Tournament)
400TH WIN	—	Nov. 1980	86-64 over Navy in Cole Field House
500TH WIN	—	Feb. 21 1985	91-38 over Towson State in Cole Field House

# Northeastern


November 23 8:00 P.M.  
College Park, Maryland  
Cole Field House



**Location:** Boston, Massachusetts  
**Nickname:** Huskies  
**Home Court:** Matthews Arena  
(6500)  
**Head Coach:** Jim Calhoun  
(American International '67)  
**Record at School:** 224-132, 13 years  
**Overall Record:** 224-132, 13 years  
**1984-85 Record:** 22-9  
**Returning Lettermen:** Reggie Lewis, 6'7", 24.1; Kevin McDuffie, 6'8", 8.1; Andre LaFleur, 6'3", 7.5; John Williams, 6'2", 6.3; Wes Fuller, 6'5", 6.1; Ernie McDonald, 6'4", 2.8; Eric Skeen, 6'3", 2.5; Gerry Corcoran, 6'9", 1.8; John Ndukwu, 6'1", 1.7; Kevin Lee, 6'8", 1.3; Hubert Holtz-claw, 6'4", 0.0.  
**Top Newcomers:** Sheldon Henriquez, 6'7"; Ernie Hall, 6'7"; Melvin Bar-tee, 6'0".  
**Lettermen Lost:** Quinton Dale, 13.9; Steve Evans, 1.3.  
**Conference:** ECAC North Atlantic  
**Colors:** Red and Black



Jim Calhoun



Reggie Lewis

**Sports Information Director:** Jack Grinold  
**Office Phone:** (617) 437-2691  
**Home Phone:** (617) 782-5268  
**Series Record:** First Meeting

# George Mason

November 26 8:00 P.M.  
Fairfax, Virginia  
Patriot Center



**Location:** Fairfax, Virginia  
**Nickname:** Patriots  
**Home Court:** Patriot Center  
(10,000)  
**Head Coach:** Joe Harrington  
(Maryland '68)  
**Record at School:** 77-60, 5 years  
**Overall Record:** 91-74, 6 years  
**1984-85 Record:** 18-11  
**Returning Lettermen:** Rob Rose, 6'5", 14.8; Ricky Wilson, 6'3", 12.7; Brian Miller, 6'4", 10.1; Vince McQueen, 6'7", 5.1; Warren Green, 6'7", 2.5.  
**Top Newcomers:** Kenny Sanders, 6'5"; Earl Moore, 6'0"; Darrin Mosley, 6'5"; Ernest Glover, 6'6"; Tracy Battle, 6'7".  
**Lettermen Lost:** Carlos Yates  
**Conference:** Colonial Athletic Association  
**Colors:** Green and Gold



Joe Harrington



Rob Rose

**Sports Information Director:** Lynne Caswell  
**Office Phone:** (703) 323-2321  
**Home Phone:** (703) 250-6562  
**Series Record:** First Meeting

# Ohio State

November 30 8:00 P.M.  
Columbus, Ohio  
St. John Arena



**Location:** Columbus, Ohio  
**Nickname:** Buckeyes  
**Home Court:** St. John Arena  
(13,681)  
**Head Coach:** Eldon Miller  
(Wittenberg '61)  
**Record at School:** 157-104, 9 years  
**Overall Record:** 385-227, 23 years  
**1984-85 Record:** 20-10  
**Returning Lettermen:** Dennis Hopson, 6'5", 9.8; Brad Sellers, 7'0", 15.6; John Anderson, 6'9", 1.4; Scott Anderson, 6'5", 1.4; Jim Honigford, 6'5", 0.5; Curtis Wilson, 6'1", '84 Redshirt.  
**Top Freshmen:** Jay Burson, 6'0"; Jerry Francis, 6'5".  
**Lettermen Lost:** Troy Taylor, 15.8; Ron Stokes, 13.9; Joe Concheck, 9.9; Dave Jones, 7.2.  
**Conference:** Big Ten  
**Colors:** Scarlet and Gray



Eldon Miller



Curtis Wilson

**Sports Information Director:** Marv Homan  
**Office Phone:** (614) 422-6861  
**Home Phone:** (614) 885-5611  
**Series Record:** 2-2

# Fairleigh Dickinson

December 3 8:00 P.M.  
College Park, Maryland  
Cole Field House



**Location:** Rutherford, New Jersey  
**Nickname:** Knights

**Home Court:** University Gym  
(1250)

**Head Coach:** Tom Green  
(Syracuse '71)

**Record at School:** 38-21, 3 years

**Overall Record:** 38-21, 3 years

**1984-85 Record:** 21-10

**Returning Lettermen:** Ron Duncan, 6'4", 8.1; Lonnie Jackson, 6'1", 4.7; Brian Martin, 6'2", 1.7; Jamie Latney, 6'6", 10.9; Damari Riddick, 6'7", 8.8; Steve Malloy, 6'6", 5.4; Gary Wilson, 6'7", 9.8; Akila Shokai, 6'8", 1.3.

**Top Newcomers:** Torsten Stein, 7'1"; Kelvin Bigelow, 6'3"; Darrell Frazier, 6'6"; Kevin Horton, 6'4"; Kevin Saulny, 5'10".

**Lettermen Lost:** Larry Hampton, 14.9; Fred Collins, 8.1.

**Conference:** ECAC Metro

**Colors:** Columbia Blue, Maroon and White



Tom Green



Gary Wilson

**Sports Information Director:** Mike Elkow

**Office Phone:** (201) 692-2244

**Series Record:** 1-0 Maryland

# William & Mary

December 5 8:00 P.M.  
College Park, Maryland  
Cole Field House



**Location:** Williamsburg, Virginia  
**Nickname:** Indians — Tribe

**Home Court:** William & Mary Hall  
(10,000)

**Head Coach:** Barry Parkhill  
(Virginia '73)

**Record at School:** 30-26, (2 years)

**Overall Record:** 30-26-2, (2 years)

**1984-85 Record:** 16-12

**Returning Lettermen:** Mark Batzel, 6-6, 1.3; Mark Boddy, 6-10, 1.6; David Bond, 6-7, 1.4; Mike Bracken, 6-7, 4.7; Scott Colval, 6-1, 7.3; Bob Bail, 6-9, 0.9; Alex Rocke, 6-5, 0.9; Scott Trimble, 6-2, 2.2; Tim Trout, 6-7, 2.3.

**Top Newcomers:** Tom Bock, 6-7; Greg Burrell, 6-5.

**Lettermen Lost:** Keith Crepicke, 20.2; Kevin Richardson, 14.8; Tony Traver, 6-0; Herb Harris, 7.2; Matt Brooks, 7.0.

**Conference:** Colonial Athletic Association

**Colors:** Green, Gold and Silver



Barry Parkhill



Scott Coval

**Sports Information Director:** Billy Sullivan

**Office Phone:** (804) 253-0633

**Series Record:** 20-8 Maryland

# UNLV

December 7 8:00 P.M.  
College Park, Maryland  
Cole Field House



**Location:** Las Vegas, Nevada  
**Nickname:** Runnin' Rebels

**Home Court:** Thomas & Mack Center  
(18,500)

**Head Coach:** Jerry Tarkanian  
(Fresno State '55)

**Record at School:** 287-76, 12 years

**Overall Record:** 621-122, 24 years

**1984-85 Record:** 28-4

**Returning Lettermen:** Fred Banks, 6'2", 12.6; Armon Gilliam, 6'8", 11.9; Gary Graham, 6'3", 2.5; Eldridge Hudson, 6'6", 4.5; Anthony Jones, 6'6", 13.3; Richard Robinson, 6'9", 5.2; Leon Symanski, 6'7", 1.1.

**Top Newcomers:** Jarvis Basnight, 6'8"; Stacey Cvijanovich, 6'3"; Mark Wade, 5'11"; John Welch, 5'11"; David Willard, 6'10".


**Lettermen Lost:** Richie Adams, 15.8; Ed Catchings, 8.8; Chris Fancher, 0.6; Frank James, 8.3.

**Conference:** Pacific Coast

**Colors:** Scarlet and Gray



Jerry Tarkanian



Anthony Jones

**Sports Information Director:** Joyce Aschenbrenner

**Office Phone:** (702) 739-3207

**Home Phone:** (702) 739-9628

**Series Record:** 2-1 UNLV

## West Virginia

December 11 8:00 P.M.  
Morgantown, West Virginia  
West Virginia  
University Coliseum



**Location:** Morgantown, West Virginia

**Nickname:** Mountaineers

**Home Court:** West Virginia Coliseum (14,000)

**Head Coach:** Gale Catlett  
(West Virginia '63)

**Record at School:** 144-69, 7 years

**Overall Record:** 270-113, 13 years

**1984-85 Record:** 20-9

**Returning Lettermen:** Dale Blaney, 6'4", 12.3; Renardo Brown, 6'5", 9.1; J.J. Crawl, 6'1", 5.2; Holman Harley, 6'1", 8.1; Vernon Odom, 6'2", 5.9; Darrell Pinckney, 6'9", 5.8; Eric Semisch, 6'8", 1.4; Wayne Yearwood, 6'7", 4.1.

**Top Newcomers:** John Bonesteel, 6'8".

**Lettermen Lost:** Lester Rowe, 14.4.

**Conference:** Atlantic 10

**Colors:** Old Gold and Blue



Gale Catlett



Dave Blaney

**Sports Information Director:** Joe Boczek

**Office Phone:** (304) 293-2821

**Home Phone:** (304) 598-2765

**Series Record:** 10-19 Maryland

## Towson State

December 13 8:00 P.M.  
College Park, Maryland  
Cole Field House



**Location:** Towson, Maryland

**Nickname:** Tigers

**Home Court:** Towson Center  
(5,200)

**Head Coach:** Terry Truax  
(Maryland '68)

**Record at School:** 17-40, (2 years)

**Overall Record:** 17-40, (2 years)

**1984-85 Record:** 7-21

**Returning Lettermen:** Steffan Bunsavage, 6-8, 10.5; Michael Fink, 6-5, 5.8; Ken Gorhan, 6-3, 5.8; Mark Kauffman, 6-0, 0.9; Roddy Kirk, 6-6, 8.0; Bill Leonard, 6-2, 11.8; Greg McClinton, 6-9, 6.6.

**Top Newcomers:** John Bays, 6-6; Mark Boyle, 6-7; Rick Byrd, 6-0; Mike Colclough, 6-9; Mike Morin, 6-8.

**Lettermen Lost:** Elezar Gordan, 8.1; Glenn Dieter, 6.8; Gary Mullen, 1-0.

**Conference:** East Coast

**Colors:** Gold, Black and White



Terry Truax



Bill Leonard

**Sports Information Director:** Peter Schlehr


**Office Phone:** (301) 321-2232

**Home Phone:** (301) 838-9221

**Series Record:** 3-0 Maryland

## Alabama

December 21 8:00 P.M.  
College Park, Maryland  
Cole Field House



**Location:** Tuscaloosa, Alabama

**Nickname:** Crimson Tide

**Home Court:** Memorial Coliseum  
(15,043)

**Head Coach:** Wimp Sanderson  
(Florence State '59)

**Record at School:** 103-52, 5 years

**Overall Record:** 103-52, 5 years

**1984-85 Record:** 23-10

**Returning Lettermen:** Buck Johnson, 6'7", 16.0; Terry Coner, 6'3", 11.8; Mark Gottfried, 6'2", 8.4; Jim Farmer, 6'3", 6.3; Derrick McKey, 6'9", 5.1; Craig Dudley, 6'4", 5.0; Darrell Neal, 6'8", 4.7; Jimmy Smith, 6'4", 1.2.

**Top Newcomers:** James Jackson, 5'11"; Michael Ansley, 6'7"; John Brown, 6'8"; William DeVaughn, 6'9"; Lorenza Smith, 6'6".


**Lettermen Lost:** Bobby Lee Hurt, 12.8; Mark Farmer, 0.8.

**Conference:** Southeastern

**Colors:** Crimson and White



Wimp Sanderson



Buck Johnson

**Sports Information Director:** J.D. Rutledge

**Office Phone:** (205) 348-6084

**Home Phone:** (205) 758-7208

**Series Record:** 2-0 Maryland

# Hawaii Pacific

Dec. 28-29 5:30-7:30 P.M.  
Wailuku, Maui  
War Memorial Gymnasium



**Location:** Honolulu, Hawaii  
**Nickname:** Sea Warriors  
**Home Court:** McKinley Gymnasium (3,200)  
**Head Coach:** Paul Smith (Cal Pomona '62)  
**Record at School:** 46-27, 2 years  
**Overall Record:** 46-27  
**1984-85 Record:** 27-11  
**Returning Lettermen:** Reno Cook 6-5, 13.6; Raul Montolfo, 6-6, 12.3; James Rhooes, 6-6, 9.8; Jim Galaa, 7-0, 9.5; Darryl Houston, 6-1, 8.8; Jim Renner, 7-0, 8.3; Carlos Monroe, 6-6, 2.9.  
**Top Newcomers:** Willie Preston, 6-3; George Buckner, 6-7; Chico Partidge, 6-6.  
**Lettermen Lost:** Eric Gable, 9.3; Carl Fields, 3.7; Greg Sparks, 3.6; Omar Gonzalez, 2.3.  
**Conference:** NAIA  
**Colors:** Pacific Blue, White and Green



Paul Smith

Reno Cook

---

**Sports Information Director:** Marshall Hughes  
**Office Phone:** (808) 544-0221  
**Home Phone:** (808) 988-6039  
**Series Record:** First Meeting

---

# Stanford

Dec. 28-29 5:30-7:30 P.M.  
Hawaii Pacific Tournament  
Maui, Hawaii



**Location:** Stanford, California  
**Nickname:** Cardinals  
**Home Court:** Maples Pavilion (7,500)  
**Head Coach:** Tom Davis (Wisconsin-Platteville '60)  
**Record at School:** 44-43, 3 years  
**Overall Record:** 260-134, 14 years  
**1984-85 Record:** 11-17  
**Returning Lettermen:** Steve Brown, 6'2", '84 Redshirt; Greg Butler, 6'11", 6.1; Andy Fischer, 6'4", 8.9; Neil Johnson, 6'5", 0.2; Earl Koberlein, 6'6", 10.4; Scott Meinert, 6'2", 4.5; John Paye, 6'3", 5.6; Keith Ramee, 6'0", 6.0; Eric Reveno, 6'8", 3.8; Novian Whitsitt, 6'1", 10.3; John Williams, 6'2", 5.6.  
**Top Newcomers:** Derek Bruton, 6'10"; Todd Lichti, 6'4"; Bryan McSweeney, 6'7"; Terry Taylor, 6'1"; Howard Wright, 6'8".  
**Lettermen Lost:** Kent Seymour, 8.1; Charles Hunt, 3.8; Doug Wall, 1.6.  
**Conference:** Pacific-10  
**Colors:** Cardinal and White



Tom Davis

Earl Koberlein

---

**Sports Information Director:** Steve Raczynski  
**Office Phone:** (415) 497-4418  
**Home Phone:** (415) 369-8503  
**Series Record:** First Meeting

---

# Fordham

Dec. 28-29 5:30-7:30 P.M.  
Hawaii Pacific Tournament  
Maui, Hawaii



**Location:** Bronx, New York  
**Nickname:** Rams  
**Home Court:** Rose Hill Gymnasium (3000)  
**Head Coach:** Tom Penders (UConn. '67)  
**Record at School:** 112-97, 7 years  
**Overall Record:** 209-175, 14 years  
**1984-85 Record:** 19-12  
**Returning Lettermen:** Don McCormick, 6'5", 6.4; Frank Williams, 6'7", 5.9; Lonnie Jones, 6'4", 4.3; Joe Franco, 6'5", 5.3; James Robinson, 6'7", 2.1; Goran Skoko, 6'10", 0.9; Eric Brooks, 0.9.  
**Top Newcomers:** Joe Paterno, 6'5"; Darryl Lucas, 6'7"; Doug Bantum, 6'6".  
**Lettermen Lost:** Tom McIntosh, 19.1; Steve Samuels, 14.8; Jerry Hobbie, 9.6.  
**Conference:** Metro-Atlantic Athletic  
**Colors:** Maroon and Gold



Tom Penders

Don McCormick

---

**Sports Information Director:** Joe Pagnotta  
**Office Phone:** (212) 579-2445  
**Home Phone:** (516) 326-9691  
**Series Record:** First Meeting if paired

---

# Duke

January 4 9:00 P.M.  
College Park, Maryland  
Cole Field House  
January 25 9:00 P.M.  
Durham, North Carolina  
Cameron Indoor Stadium



**Location:** Durham, North Carolina  
**Nickname:** Blue Devils  
**Home Court:** Cameron Indoor Stadium (8,564)  
**Head Coach:** Mike Krzyzewski (Army '69)  
**Record at School:** 85-65, 5 years  
**Overall Record:** 158-124, 10 years  
**1984-85 Record:** 23-8  
**Returning Lettermen:** Mark Alarie, 6'8", 15.9; Tommy Amaker, 6'0", 8.2; Jay Bilas, 6'8", 10.1; Johnny Dawkins, 6'2", 18.8; David Henderson, 6'5", 11.3; Billy King, 6'6", 1.6; Martin Nessley, 7'2", 0.9; Kevin Strickland, 6'5", 4.0; Weldon Williams, 6'6", 1.7.  
**Top Newcomers:** George Burgin, 7'0"; Danny Ferry, 6'10"; John Smith, 6'7"; Quinn Snyder, 6'2".  
**Lettermen Lost:** Todd Anderson, 0.7; Jay Bryan, 0.6; Dan Meagher, 8.0.  
**Conference:** Atlantic Coast  
**Colors:** Blue and White



Mike Krzyzewski



Johnny Dawkins

**Sports Information Director:** Tom Mickle  
**Office Phone:** (919) 684-2633  
**Home Phone:** (919) 489-5275  
**Series Record:** 47-63 Duke

# Randolph-Macon

January 7 8:00 P.M.  
College Park, Maryland  
Cole Field House



**Location:** Ashland, Virginia  
**Nickname:** Yellow Jackets  
**Home Court:** Crenshaw Gymnasium (2600)  
**Head Coach:** Hal Nunnally (Randolph-Macon '62)  
**Record at School:** 183-98, 10 years  
**Overall Record:** 183-98, 10 years  
**1984-85 Record:** 23-8  
**Returning Lettermen:** Mike Boyer, 6'2", 10.5; James Griffin, 6'4", 6.1; Beaver Bowline, 6'7", 1.6.  
**Top Newcomers:** Todd Bowden, 6'1"; Scott Csaky, 6'2"; John Demarino, 6'3"; Danny Johnson, 6'3".  
**Lettermen Lost:** Jesse Hellyer, 14.5; Drew Catlett, 10.7; Rod Wood, 10.3; Gregg Marshall, 7.7; Rick Hancock, 6.6.  
**Conference:** Mason-Dixon  
**Colors:** Lemon and Black



Hal Nunnally

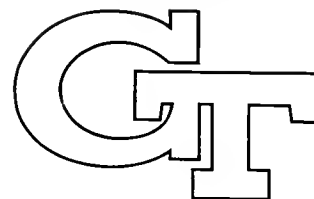


Mike Boyer

**Sports Information Director:** Marty Wilson  
**Office Phone:** (804) 798-8372  
**Series Record:** 3-1 Maryland

# Georgia Tech

January 11 4:00 P.M.  
Atlanta, Georgia  
Alexander Memorial Coliseum  
February 22 9:00 P.M.  
College Park, Maryland  
Cole Field House



**Location:** Atlanta, Georgia  
**Nickname:** Yellow Jackets  
**Home Court:** Alexander Memorial Coliseum (8000)  
**Head Coach:** Bobby Cremins (South Carolina '70)  
**Record at School:** 68-50, 4 years  
**Overall Record:** 168-120, 10 years  
**1984-85 Record:** 27-8, 9-5 ACC  
**Returning Lettermen:** Bruce Dalrymple, 6'3", 12.9; Duane Ferrell, 6'6", 9.5; Antoine Ford, 7'0", 2.3; Jack Mansell, 6'8", 1.0; John Martinson, 6'0", 0.5; Craig Neal, 6'4", 2.5; Mark Price, 6'0", 16.7; John Salley, 7'0", 14.0.  
**Top Newcomers:** Mike Carr, 6'3"; Tom Hammonds, 6'8"; Anthony Sherrod, 6'5".  
**Lettermen Lost:** Yvon Joseph, 6'11", 11.6; Scott Petway, 6'6", 3.3.  
**Conference:** Atlantic Coast  
**Colors:** Old Gold and White



Bobby Cremins



Mark Price

**Sports Information Director:** Mike Finn  
**Office Phone:** (404) 894-5445  
**Home Phone:** (404) 938-9910  
**Series Record:** 11-8 Maryland

# North Carolina

January 14 9:00 P.M.  
College Park, Maryland  
Cole Field House

February 20 9:00 P.M.  
Chapel Hill, North Carolina  
Student Activities Center



**Location:** Chapel Hill, North Carolina  
**Nickname:** Tar Heels  
**Home Court:** Student Activities Center (21,800)  
**Head Coach:** Dean Smith (Kansas '53)  
**Record at School:** 551-164, 24 Years  
**Overall Record:** 551-164, 24 Years  
**1984-85 Record:** 27-9  
**Returning Lettermen:** James Daye, 5'11", 0.9; Joe Wolf, 6'10", 9.1; Steve Hale, 6'3", 10.6; Kenny Smith, 6'3", 12.3; Ranzino Smith, 6'1", 2.0; Dave Popson, 6'10", 6.0; Brad Daugherty, 6'11", 17.3; Curtis Hunter, 6'4", 4.0; Warren Martin, 6'11", 9.6.  
**Top Newcomers:** Jeff Lebo, 6'2"; Steve Bucknall, 6'6"; Kevin Madden, 6'5"; Marty Hensley, 6'10".  
**Lettermen Lost:** Cliff Morris, 0.7; Buzz Peterson, 5.5; Gary Roper, 0.0.  
**Conference:** Atlantic Coast  
**Colors:** Carolina Blue and White



Dean Smith Brad Daugherty

**Sports Information Director:** Rick Brewer  
**Office Phone:** (919) 962-2123/1376  
**Home Phone:** (919) 929-2721  
**Series Record:** 33-79 North Carolina

# Virginia

January 19 3:30 P.M.  
Charlottesville, Virginia  
University Hall  
March 1 1:30 P.M.  
College Park, Maryland  
Cole Field House



**Location:** Charlottesville, Virginia  
**Nickname:** Cavaliers  
**Home Court:** University Hall (9,000)  
**Head Coach:** Terry Holland (Davidson '64)  
**Record at School:** 231-111, 11 years  
**Overall Record:** 323-154, 16 years  
**1984-85 Record:** 17-16  
**Returning Lettermen:** Tom Calloway, 6'0", 4.1; John Dyslin, 6'11", 1.0; John Johnson, 5'11", 2.7; Mel Kennedy, 6'5", 7.9; Tim Martin, 6'11", 1.5; Olden Polynice, 6'11", 13.0; Tom Sheehy, 6'9", 10.3; Darrick Simms, 6'3", 6.7; Anthony Solomon, 5'10", 1.2.  
**Top Newcomers:** Bill Batts, 6'8"; Lance Blanks, 6'4"; Jeff Daniel, 6'9"; Andrew Kennedy, 6'7"; Richard Morgan, 6'3".  
**Lettermen Lost:** Jim Miller, 8.5; Tim Mullen, 7.3; Dan Merrifield, 3.0; Kenny Johnson, 0.8.  
**Conference:** Atlantic Coast  
**Colors:** Orange and Blue



Terry Holland Olden Polynice

**Sports Information Director:** Rich Murray  
**Office Phone:** (804) 924-3205  
**Home Phone:** (804) 978-2966  
**Series Record:** 77-45 Maryland

# NC State

January 23 9:00 P.M.  
College Park, Maryland  
Cole Field House  
February 13 9:00 P.M.  
Raleigh, North Carolina  
Reynolds Coliseum



**Location:** Raleigh, North Carolina  
**Nickname:** Wolfpack  
**Home Court:** Reynolds Coliseum (12,400)  
**Head Coach:** Jim Valvano (Rutgers '67)  
**Record at School:** 104-57, 5 Years  
**Overall Record:** 240-154, 10 Years  
**1984-85 Record:** 23-10  
**Returning Lettermen:** Bennie Bolton, 6'7", 3.5; Vinny Del Negro, 6'4", 2.1; Quentin Jackson, 6'0", 1.4; Nate McMillan, 6'5", 7.6; Ernie Myers, 6'5", 7.1; Russell Pierre, 6'8", 6.6; John Thompson, 6'7", 1.6.  
**Top Newcomers:** Walker Lambiotte, 6'7"; Tevin Binns, 6'10"; Chucky Brown 6'8".  
**Lettermen Lost:** Lorenzo Charles, 18.1; Terry Gannon, 6.5; George McClain, 1.5; Cozell McQueen, 8.3; Mike Warren, 1.1; Anthony Webb, 11.1.  
**Conference:** Atlantic Coast  
**Colors:** Red and White



Jim Valvano Nate McMillan

**Sports Information Director:** Ed Seaman  
**Office Phone:** (919) 737-2102  
**Home Phone:** (919) 829-9186  
**Series Record:** 54-38 NC State

# Wake Forest

January 28 9:00 P.M.  
College Park, Maryland  
Cole Field House  
February 26 8:00 P.M.  
Greensboro, North Carolina  
Greensboro Coliseum



**Location:** Winston-Salem, North Carolina

**Nickname:** Demon Deacons

**Home Court:** Greensboro Coliseum (15,865)

**Head Coach:** Bob Staak (Connecticut '71)

**Record at School:** First Year

**Overall Record:** 88-86, 6 years

**1984-85 Record:** 15-14 (at Xavier)

**Returning Lettermen:** Mark Cline, 6'7", 10.4; Charlie Thomas, 6'7", 8.2; Tyrone Bogues, 5'3", 6.6; Dennis Calvert, 6'5", 2.5; Hartmut Ortmann, 6'8", 1.2.

**Top Newcomers:** Mike Scott, 6'11"; Rod Watson, 6'2"; Michael Porter, 6'4"; Arthur Larkins, 6'4"; Paul Deibert, 6'9"; Cal Boyd, 6'1"; Clay Dade, 5'10".

**Lettermen Lost:** Kenny Green, 17.0; Chuck Kepley, 4.1; Delaney Rudd, 16.7; Craig Wessel, 1.6.

**Conference:** Atlantic Coast

**Colors:** Old Gold and Black



Bob Staak



Tyrone Bogues

**Sports Information Director:** John Justus

**Office Phone:** (919) 761-5640

**Home Phone:** (919) 945-9729

**Series Record:** 37-34 Maryland

# Villanova

February 1 3:00 P.M.  
Villanova, Pennsylvania  
Villanova Field House



**Location:** Villanova, Pennsylvania

**Nickname:** Wildcats

**Home Court:** Villanova Arena (6,400)

**Head Coach:** Roland Massimino (Vermont '56)

**Record at School:** 228-137, 12 years

**Overall Record:** 262-153, 14 years

**1984-85 Record:** 25-10—NCAA CHAMPIONS

**Returning Lettermen:** Harold Pressley, 6'7", 12.0; Dwight Wilbur, 6'2", 7.5; Harold Jensen, 6'4", 4.5; Mark Plansky, 6'7", 3.3; Chuck Everson, 7'1", 1.5; Connally Brown, 6'7", 1.3; Wyatt Maker, 6'11", 1.3; Veltra Dawson, 6'1", 0.9; Steve Pinone, 6'4", 0.6; R.C. Massimino, 5'10", 0.5.

**Top Newcomers:** Gary Massey, 6'5"; Doug West, 6'6"; Kenny Wilson, 5'9".

**Lettermen Lost:** Ed Pinckney, 6'9", 15.6; Dwayne McClain, 6'6", 14.8; Gary McLain, 6'0", 8.0; Brian Harrington, 6'2", 0.3.

**Conference:** The Big East

**Colors:** Blue and White



Roland Massimino



Harold Pressley

**Sports Information Director:** Craig Miller

**Office Phone:** (215) 645-4120

**Home Phone:** (215) 622-5056

**Series Record:** 1-1

# Notre Dame

February 3 7:00 P.M.  
Notre Dame, Indiana  
Athletic and Convocation Center



**Location:** Notre Dame, Indiana

**Nickname:** Fighting Irish

**Home Court:** Athletic and Convocation Center (11,345)

**Head Coach:** Richard "Digger" Phelps (Rider '63)

**Record at School:** 277-132, 14 years

**Overall Record:** 303-135, 15 years

**1984-85 Record:** 21-9

**Returning Lettermen:** Gary Voce, 6'9", 2.2; Scott Hicks, 6'3", 8.8; Jeff Peters, 6'4", 1.7; Joseph Prince, 6'5", 5.3; David Rivers, 6'0", 15.8; Ken Barlow, 6'10", 14.6; Matt Beeuwsaert, 6'6", 3.3; Jim Dolan, 6'8", 4.3; Donald Royal, 6'7", 9.1; Tim Kempton, 6'9", 7.1

**Top Newcomers:** Sean Connor, 6'7"; Michael Smith, 6'3"; Mark Stevenson, 6'5".

**Lettermen Lost:** Dan Duff, 6'0", 1.0; Barry Spencer, 6'7", 2.7.

**Conference:** Independent

**Colors:** Gold and Blue



Digger Phelps



Ken Barlow

**Sports Information Director:** Roger Valdiserri

**Office Phone:** (219) 239-7516

**Home Phone:** (219) 277-0695

**Series Record:** 6-6



# Clemson

February 8 1:30 P.M.  
College Park, Maryland  
Cole Field House  
February 15 1:30 P.M.  
Clemson, South Carolina  
Littlejohn Coliseum



**Location:** Clemson, South, Carolina  
**Nickname:** Tigers  
**Home Court:** Littlejohn Coliseum (10,820)  
**Head Coach:** Cliff Ellis (Florida State '68)  
**Record at School:** 16-13, 1 year  
**Overall Record:** 187-98, 10 years  
**1984-85 Record:** 16-13  
**Returning Lettermen:** Glenn Corbin, 6'6", 11.7; Horace Grant, 6'9", 11.3; Chris Michael, 6'5", 8.8; Glen McCants, 6'9", 7.9; Grayson Marshall, 6'2", 7.3; Anthony Jenkins, 6'7", 10.1.  
**Top Newcomers:** John Hall, 6'10"; Michael Best, 6'2"; Roland Shelton, 6'5"; Jerry Pryor, 6'10"; Larry Middleton, 6'3".  
**Lettermen Lost:** Vincent Hamilton, 15.1; Raymond Jones, 6.8; Ed Bynum, 1.1; Harvey Grant, 5.1; Harlan Graham, 3.7; Anthony Blackman, 3.1.  
**Conference:** Atlantic Coast  
**Colors:** Purple and Orange



Cliff Ellis




Anthony Jenkins

**Sports Information Director:** Bob Bradley  
**Office Phone:** (803) 656-2101/2114  
**Home Phone:** (803) 654-5419  
**Series Record:** 59-27 Maryland

# University of Maryland Eastern Shore


February 17 8:00 P.M.  
College Park, Maryland  
Cole Field House



**Location:** Princess Anne, Maryland  
**Nickname:** Hawks  
**Home Court:** Tawes Gymnasium (1,300)  
**Head Coach:** Howie Evans (City U. of New York)  
**Record at School:** 3-25, 1 year  
**Overall Record:** 3-25, 1 year  
**1984-85 Record:** 3-25  
**Returning Lettermen:** Allan White, 6'6", 6.9; Donnell Boney, 6'1", 18.4; Marvin Blye, 6'4", 10.6; Altonio Bateman, 6'0", 5.0; Rozier Collier, 6'2", 2.6.  
**Top Newcomers:** Byron Showell, 6'7"; Larry Stokes, 6'8"; Rodney Jones, 6'3"; Leon Graham, 6'4"; Jamie Harris, 6'2".  
**Lettermen Lost:** Tyron Talbot, 3.5.  
**Conference:** MEAC  
**Colors:** Maroon and Gray





Howie Evans




Donnell Boney

**Sports Information Director:** Craig Cotton  
**Office Phone:** (301) 651-2200 ext. 591  
**Home Phone:** (301) 546-1427  
**Series Record:** 5-0 Maryland







## 1984-85 — 37-Game Individual Statistics

	GP	GS	MIN(Avg)	FGM	FGA	.PCT	FTM	FTA	.PCT	REB (Avg)	PF-DQ	ASST	BLK	STL	PTS	AVG
Len BIAS	37	37	1352(36.5)	274	519	.530	153	197	.777	251(6.8)	106-2	65	33	34	701	19.0
<b>Adrian BRANCH</b>	37	37	1298(35.1)	270	529	.510	131	172	.762	182(4.9)	121-3	81	18	45	671	18.1
Keith GATLIN	37	35	1132(30.6)	128	249	.514	50	58	.862	70	44-1	221(6.0)	4	27	306	8.3
Tom JONES	37	20	994(26.9)	112	221	.507	40	54	.741	155(4.2)	88-2	37	11	20	264	7.1
Derrick LEWIS	37	34	1112(30.1)	88	189	.466	45	72	.625	241(6.5)	122-5	33	99	17	221	6.0
<b>Jeff ADKINS</b>	37	14	716(19.4)	83	182	.456	27	38	.711	78	58	68	7	37	193	5.2
Jeff BAXTER	35		306	37	74	.500	23	33	.697	26	30-1	46	2	13	97	2.8
Terry LONG	37	8	422	33	65	.508	19	31	.613	69	46	14	7	12	85	2.3
<b>Chuck DRIESELL</b>	14	2	103	7	21	.333	24	33	.727	8	10	3	0	1	38	2.7
Bryan PALMER	12		58	1	6	.167	11	13	.846	10	11	4	0	0	13	1.1
Wally LANCASTER	7		25	5	10	.500	0	0	.000	1	2	3	0	0	10	1.4
Ed WOODS	5		7	0	0	.000	3	7	.429	3	1	0	0	0	3	0.6
TEAM								90								

MD TOTALS	37			1038	2065	.503	526	708	.743	1184(32.0)	639-14	575	181	206	2602	70.3
OPPONENTS	37			981	2136	.459	440	637	.691	1222(33.0)	681-26	510	84	192	*2404*	65.0

### DEPARTING SENIORS IN BOLD

DEAD BALL REBOUNDS: Maryland 69 Opponents 86

TEAM 102 (\*Includes field goal scored by Maryland player\*)

MISSED SHOTS: Maryland 1209 Opponents 1352

NOTE: 37 games are most ever played by a Maryland team. The 1971-72 team played 32 games while winning the National Invitational Tournament title and the 1983-84 team played 32 games with three in the ACC Tournament and two in NCAA.

COACH CHARLES "LEFTY" DRIESELL: 16th year at Maryland — Won 329 Lost 145 (winning 70 percent and averaging 20.6 wins a year)  
25 years overall — Won 505 Lost 210 (winning 71 percent and averaging 20.2 wins a year)

MARYLAND IN NCAA TOURNAMENT — 1958, 1973, 1975, 1980, 1981, 1983, 1984, 1985

## Individual Game Highs — Scoring and Rebounding

	Bias	Branch	Gatlin	Lewis	Adkins	Jones	Long	Baxter	Driesell	Lancaster	Palmer	Woods
KANSAS	18(8)	22(5)	10(1)	4(6)	2(0)	0(1)	0(3)	0(0)	DNP	DNP	DNP	DNP
ALASKA	21(9)	14(5)	0(3)	4(10)	10(4)	0(0)	5(5)	0(0)	DNP	0(0)	DNP	DNP
TENNESSEE	25(10)	13(7)	14(3)	4(7)	4(5)	2(2)	2(3)	2(0)	4(0)	2(0)	0(0)	DNP
WEST VIRGINIA	15(7)	17(6)	14(3)	0(2)	4(0)	4(2)	0(0)	2(2)	0(0)	0(0)	DNP	DNP
CLEVELAND STATE	14(12)	23(3)	17(4)	4(5)	0(1)	12(4)	7(0)	6(2)	6(0)	6(1)	0(1)	DNP
ALABAMA	18(10)	18(7)	14(1)	3(6)	0(0)	4(6)	2(0)	0(1)	DNP	DNP	DNP	DNP
OHIO STATE	22(5)	19(5)	10(1)	7(13)	2(3)	8(6)	4(2)	4(2)	DNP	DNP	DNP	DNP
UMES	11(5)	16(9)	8(1)	4(5)	7(1)	12(3)	4(4)	14(2)	5(3)	DNP	4(2)	2(2)
LOYOLA	22(3)	21(3)	15(6)	6(9)	4(2)	12(5)	2(4)	4(0)	0(0)	2(0)	0(0)	DNP
IOWA	24(3)	21(7)	8(1)	4(9)	4(3)	4(3)	4(1)	1(3)	DNP	DNP	DNP	DNP
HAWAII	15(4)	21(7)	6(1)	15(12)	8(1)	13(9)	0(1)	0(0)	1(0)	0(0)	0(0)	DNP
GEORGIA TECH	12(4)	27(7)	4(2)	4(3)	0(2)	12(2)	10(6)	0(0)	DNP	DNP	DNP	DNP
N.C. STATE	17(7)	16(5)	13(1)	6(3)	0(2)	4(5)	0(0)	2(0)	DNP	DNP	DNP	DNP
DAYTON	22(4)	18(3)	2(2)	10(9)	0(3)	11(10)	0(0)	0(0)	DNP	DNP	DNP	DNP
NORTH CAROLINA	23(3)	21(4)	9(3)	4(6)	6(2)	7(5)	2(0)	2(0)	DNP	DNP	DNP	DNP
DUKE	24(11)	22(2)	0(2)	10(3)	16(3)	6(8)	0(2)	0(0)	DNP	DNP	DNP	DNP
CLEMSON	27(8)	15(5)	4(1)	7(7)	24(2)	8(5)	0(1)	2(0)	5(0)	DNP	2(2)	DNP
UNLV	20(9)	21(6)	8(3)	14(6)	4(0)	5(6)	0(1)	4(1)	DNP	DNP	0(0)	DNP
HOLY CROSS	18(5)	26(6)	11(1)	11(5)	0(0)	19(5)	4(1)	6(2)	0(1)	DNP	4(1)	DNP
NOTRE DAME	18(9)	6(7)	14(3)	3(6)	9(0)	10(7)	3(6)	10(3)	4(0)		0(0)	0(0)
VILLANOVA	30(13)	16(4)	12(2)	5(7)	6(2)	6(4)	2(2)	0(0)	DNP		DNP	DNP
VIRGINIA	19(8)	30(2)	4(1)	0(7)	2(0)	10(4)	4(2)	2(2)	0(0)		0(1)	0(0)
GEORGIA TECH	14(3)	20(2)	10(2)	8(3)	4(3)	0(4)	4(1)	0(0)	DNP		DNP	DNP
OLD DOMINION	24(6)	15(4)	6(1)	8(8)	4(4)	14(5)	6(5)	8(0)	2(0)		0(1)	DNP
WAKE FOREST	26(5)	14(6)	0(1)	9(8)	10(6)	3(4)	2(2)	DNP	DNP		DNP	DNP
DUKE	21(4)	10(5)	0(1)	4(5)	14(3)	11(2)	2(1)	0(0)	DNP		DNP	DNP
NORTH CAROLINA	15(9)	11(5)	8(1)	2(3)	2(2)	10(3)	6(2)	DNP	DNP		DNP	DNP
CLEMSON	17(5)	9(8)	28(3)	0(1)	8(3)	2(2)	0(0)	0(0)	DNP		DNP	DNP
GEORGIA TECH	21(2)	8(2)	2(0)	4(5)	0(1)	6(4)	0(2)	2(1)	DNP		DNP	DNP
TOWSON STATE	14(4)	20(5)	6(2)	10(9)	2(5)	12(6)	2(2)	14(5)	7(3)		3(2)	1(0)
WAKE FOREST	13(10)	18(6)	8(1)	11(4)	0(5)	15(5)	2(0)	0(0)	2(0)		DNP	DNP
N.C. STATE	16(6)	23(1)	13(4)	7(9)	2(0)	6(5)	0(0)	4(0)	DNP		DNP	DNP
VIRGINIA	10(6)	23(7)	6(0)	9(10)	6(2)	4(6)	0(0)	2(0)	DNP		DNP	DNP
DUKE *	22(12)	21(4)	6(0)	16(2)	0(0)	2(4)	2(2)	2(0)	2(1)		0(0)	0(1)
MIAMI (OHIO) †	25(9)	24(5)	2(3)	2(6)	12(2)	4(0)	0(0)	0(0)	DNP		DNP	DNP
NAVY †	20(8)	11(2)	10(1)	2(7)	13(2)	6(1)	2(2)	0(0)	DNP		DNP	DNP
VILLANOVA †	8(5)	21(5)	4(4)	0(5)	4(4)	0(2)	2(4)	4(0)	DNP		DNP	DNP

\* ACC Tournament  
† NCAA Tournament

# 1984-85 Results

MD.	OPPONENT		SITE	ATT.	TOP SCORER(S)	TOP REBOUNDER(S)
56	Kansas	58	(N)	4,000	22 Branch, 18 Bias, 10 Gatlin	8 Bias, 6 Lewis, 5 Branch
54	Alaska	52	(A)	2,349	21 Bias, 14 Branch, 10 Adkins	10 Lewis, 9 Bias
72	Tennessee	49	(N)	2,036	25 Bias, 14 Gatlin, 13 Branch	10 Bias, 7 Branch, 7 Lewis
56	West Virginia	47	(H)	14,500	17 Branch, 15 Bias, 14 Gatlin	7 Bias, 6 Branch
95	Cleveland State	84	(H)	6,125	23 Branch, 17 Gatlin, 14 Bias	12 Bias, 5 Lewis
59	Alabama	56	(A)	11,572	18 Bias, 18 Branch, 14 Gatlin	10 Bias, 7 Branch
76	Ohio State	73	(H)	13,570	22 Bias, 19 Branch, 10 gatlin	13 Lewis, 6 Jones
87	U.M.E.S.	48	(H)	5,890	16 Branch, 14 Baxter, 12 Jones	9 Branch, 5 Bias, 5 Lewis
88	Loyola	74	(A)	6,102	22 Bias, 21 Branch, 15 Gatlin	9 Lewis, 6 Gatlin
78	Iowa (OT)	68	(N)	4,500	24 Bias, 21 Branch	9 Lewis, 7 Branch
79	Hawaii	71	(A)	6,626	21 Branch, 15 Bias, 15 Lewis	12 Lewis, 9 Jones, 7 Branch
69	Georgia Tech	70	(N)	5,082	27 Branch, 12 Bias, 12 Jones	7 Branch, 6 Long
58	N.C. State	56	(H)	14,500	17 Bias, 16 Branch, 13 Gatlin	7 Bias, 5 Jones, 5 Branch
63	Dayton	67	(A)	11,819	22 Bias, 18 Branch, 11 Jones	10 Jones, 9 Lewis
74	North Carolina	75	(A)	10,000	23 Bias, 21 Branch	6 Lewis, 5 Jones
78	Duke (OT)	76	(H)	14,500	24 Bias, 22 Branch, 16 Adkins	11 Bias, 8 Jones
94	Clemson	84	(H)	14,500	27 Bias, 24 Adkins, 15 Branch	8 Bias, 7 Lewis
76	U.N.L.V.	78	(A)	16,328	21 Branch, 20 Bias, 14 Lewis	9 Bias
99	Holy Cross	75	(H)	8,125	26 Branch, 19 Jones, 18 Bias	6 Branch
77	Notre Dame	65	(H)	14,500	18 Bias, 14 Gatlin	9 Bias, 7 Jones, 7 Branch
77	Villanova	74	(H)	14,500	30 Bias, 16 Branch, 12 Gatlin	13 Bias, 7 Lewis
71	Virginia	58	(H)	14,500	30 Branch, 19 Bias, 10 Jones	8 Bias, 7 Lewis
60	Georgia Tech	72	(H)	14,500	20 Branch, 14 Bias, 10 Gatlin	4 Jones
87	Old Dominion	75	(H)	10,125	24 Bias, 15 Branch, 14 Jones	8 Lewis, 6 Bias
64	Wake Forest	62	(A)	8,100	26 Bias, 14 Branch, 10 Atkins	8 Lewis 6 Adkins, 6 Branch
62	Duke	70	(A)	8,564	21 Bias, 14 Adkins, 11 Jones	5 Lewis, 5 Branch, 4 Bias
54	North Carolina	60	(H)	14,500	15 Bias, 11 Branch, 10 Jones	9 Bias, 5 Branch
64	Clemson	71	(A)	9,000	28 Gatlin, 17 Bias	8 Branch, 5 Bias
43	Georgia Tech	48	(A)	6,560	21 Bias, 8 Branch	5 Lewis, 4 Jones
91	Towson State	38	(H)	10,750	20 Branch, 14 Bias, 14 Baxter	9 Lewis, 6 Jones
69	Wake Forest	66	(H)	14,250	18 Branch, 15 Jones, 13 Bias	14 Lewis, 10 Bias
71	N.C. State	70	(A)	12,400	23 Branch, 16 Bias, 13 Gatlin	9 Lewis, 6 Bias, 5 Jones
60	Virginia	55	(A)	9,000	23 Branch, 10 Bias, 9 Lewis	10 Lewis, 7 Branch
73	Duke *	86	(N)	16,723	22 Bias, 21 Branch, 16 Lewis	12 Bias
69	Miami (Ohio) # (ot)	68	(N)	13,260	25 Bias, 24 Branch, 12 Adkins	9 Bias, 6 Lewis
64	Navy #	59	(N)	13,260	20 Bias, 13 Adkins, 11 Branch	8 Bias, 7 Lewis
43	Villanova #	46	(N)	16,843	21 Branch, 8 Bias	5 Bias, 5 Lewis, 5 Branch

\* ACC Tournament, The Omni, Atlanta, GA

# NCAA Tournament, Southeast Regional, First Round, Dayton Arena, Dayton, OH

Southeast Regional, Second Round, Birmingham, AL

Overall Season Record: 25-12 ACC Record: 8-6 (Tie — 4th place with Duke)

Road Record: Regular Season: 5-6 Home Record: 14-2 Neutral Record: 0-0

Total Attendance: 393,459 Home Attendance: 199,335 Total Avg.: 10,634 Home Avg.: 12,458

Road Attendance: 21 Games: 194,124 — Avg.: 9,244

# 1984 - 85 Season Highs

## Individual

**MOST POINTS:** 30 by Adrian Branch vs Virginia (H)  
30 by Len Bias vs Villanova

**Most FG Attempted:** 22 by Len Bias vs Villanova

**Most FG Made:** 14 by Keith Gatlin vs Clemson (A)  
14 by Adrian Branch vs Virginia (H)

**Highest FG Percentage:** .933 by Keith Gatlin vs  
Clemson (A)

**Most FT Attempted:** 12 by Len Bias vs Virginia (H)

**Most FT Made:** 11 by Len Bias vs Virginia (H)

\* New Terrapin Single Game Assist Record

**Highest FT Percentage:** 1.000 by Adrian Branch vs  
Kansas 10 of 10

**Most Rebounds:** 14 by Derrick Lewis vs Wake Forest  
(H)

**Most Assists:** 13 by Keith Gatlin vs Virginia (H) \*

**Most Charges Taken:** 3 by Len Bias vs N.C. State (H)

**Most Steals:** 4 by Len Bias vs Loyola (MD)

**Highest Efficiency Rating:** +37 by Keith Gatlin vs  
Clemson (A)

## Team — Maryland

**Most Points — Game:** 99 vs Holy Cross

**Fewest Points — Game:** 43 vs Georgia Tech (A)  
43 vs Villanova (NCAA)

**Most Points — Half:** 57, 1st Half, vs Cleveland State

**Fewest Points — Half:** 18, 2nd Half, vs Kansas

**Most Field Goals Attempted:** 68 vs Ohio, State  
68 vs Clemson (H)

**Most Field Goals Made:** 40 vs Cleveland State  
40 vs. Holy Cross  
40 vs Old Dominion

**Highest Field Goal Percentage:** .667 vs Cleveland  
State

**Most Free Throws Attempted:** 35 vs Villanova (H)

**Most Free Throws made:** 29 vs Villanova (H)

**Highest Free Throw Percentage:** 1.000 vs Holy Cross  
19 of 19

**Most Offensive Rebounds:** 20 vs Ohio State

**Most Defensive Rebounds:** 35 vs Towson State

**Most Total Rebounds:** 46 vs Loyola (MD)

**Most Assists:** 25 vs Clemson (H)  
25 vs Holy Cross

**Fewest Turnovers:** 6 vs North Carolina (H)  
6 vs Villanova (NCAA)

**Most Steals:** 10 vs Loyola (MD)

**Most Charges Taken:** 5 vs N.C. State (H)

**Most Blocked Shots:** 13 vs Tennessee

**Fewest Personal Fouls:** 9 vs UMES

**Highest Efficiency Rating:** +128½ vs Towson State

**Most Miles Travelled:** 4,838 Miles to Honolulu,  
Hawaii

**Total Miles Travelled:** 31,677 Miles

## Team — Opponents

**Most Points — Game:** 86 by Duke (ACC)

**Fewest Points — Game:** 38 by Towson State

**Most Points — Half:** 47, 2nd Half, Clemson (H)  
47, 2nd Half, Notre Dame

**Fewest Points — Half:** 15, 1st Half, Tennessee

**Most Field Goals Attempted:** 79 by Clemson (H)

**Most Field Goals Made:** 35 by Clemson (H)

**Highest Field Goal Percentage:** .615 by North  
Carolina (A)

**Most Free Throws Attempted:** 35 by UNLV

**Most Free Throws Made:** 28 by UNLV

**Highest Free Throw Percentage:** 1.000 by Georgia  
Tech (H) 18 of 18

**Most Offensive Rebounds:** 25 by Notre Dame

**Most Defensive Rebounds:** 31 by Kansas

**Most Total Rebounds:** 44 by Alaska-Anchorage  
44 by Villanova (H)

**Most Assists:** 21 by Duke (A)

**Fewest Turnovers:** 5 by Wake Forest (H)

**Most Steals:** 10 by Duke (ACC)

**Most Charges Taken:** 4 by Clemson (H)  
4 by Villanova (NCAA)

**Most Blocked Shots:** 8 by Alabama

**Fewest Personal Fouls:** 10 by Clemson (A)  
10 by Villanova (NCAA)

**Highest Efficiency Rating:** +93½ by Duke (ACC)

# Maryland Coaches' Record

## TEAMS COACHED BY H. BURTON SHIPLEY:

	ALL GAMES		CONF. GAMES	
	Won	Lost	Won	Lost
1923-24	4	6	1	2
1924-25	11	4	3	1
1925-26	14	2	7	1
1926-27	10	9	6	4
1927-28	14	4	8	1
1928-29	7	8	2	5
1929-30	16	5	9	5
1930-31	14	4	8	1
1931-32	16	3	8	2
1932-33	11	8	7	3
1933-34	11	7	6	1
1934-35	8	10	4	3
1935-36	13	5	4	3
1936-37	9	10	4	8
1937-38	14	8	6	4
1938-39	13	8	8	3
1939-40	13	8	7	4
1940-41	1	21	0	1
1941-42	7	15	3	8
1942-43	8	8	5	5
1943-44	4	13	2	1
1944-45	2	13	2	5
1945-46	9	11	5	4
1946-47	14	9	9	4
	<u>243</u>	<u>199</u>	<u>124</u>	<u>91</u>

## TEAMS COACHED BY FRANK FELLOWS:

	ALL GAMES		CONF. GAMES	
	Won	Lost	Won	Lost
1967-68	8	16	4	10
1968-69	8	18	2	12
	<u>16</u>	<u>34</u>	<u>6</u>	<u>22</u>

## TEAMS COACHED BY "LEFTY" DRISELL


	ALL GAMES		CONF. GAMES	
	Won	Lost	Won	Lost
1969-70	13	13	5	9
1970-71	14	12	5	9
1971-72	27	5	8	4
1972-73	23	7	7	5
1973-74	23	5	9	3
1974-75	24	5	10	2
1975-76	22	6	7	5
1976-77	19	8	7	5
1977-78	15	13	3	9
1978-79	19	11	7	7
1979-80	24	7	11	3
1980-81	21	10	8	6
1981-82	16	13	5	9
1982-83	20	10	8	6
1983-84	24	8	12	5
1984-85	25	12	8	6
	<u>329</u>	<u>145</u>	<u>120</u>	<u>93</u>

## TEAMS COACHED BY "FLUCIE" STEWART:

	ALL GAMES		CONF. GAMES	
	Won	Lost	Won	Lost
1947-48	11	13	9	7
1948-49	9	17	8	7
1949-50	7	18	5	13
	<u>27</u>	<u>48</u>	<u>22</u>	<u>27</u>

## TEAMS COACHED BY BUD MILLIKAN:

	ALL GAMES		CONF. GAMES	
	Won	Lost	Won	Lost
1950-51	16	11	11	8
1951-52	13	9	9	5
1952-53	15	8	12	3
1953-54	23	7	7	2
1954-55	17	7	10	4
1955-56	14	10	7	7
1956-57	16	10	9	5
1957-58	22	7	9	5
1958-59	10	13	7	7
1959-60	15	8	9	5
1960-61	14	12	6	8
1961-62	8	17	3	11
1962-63	8	13	4	10
1963-64	9	17	5	9
1964-65	18	8	10	4
1965-66	14	11	7	7
1966-67	11	14	5	9
	<u>243</u>	<u>182</u>	<u>130</u>	<u>109</u>



# *Coach Driesell's Post Season Tournament Records*

<u>Year</u>		<u>Scores</u>	
1969-70	First Round ACC	Md. 57	N.C. State 67
1970-71	First Round ACC	Md. 63	South Carolina 71
1971-72	First Round ACC	Md. 54	Clemson 52
	Semi-Finals ACC	Md. 62	Virginia 57
1972-73	ACC Finals	Md. 64	UNC 73
	First Round NIT	Md. 67	St. Joseph's 55
	Second Round NIT	Md. 71	Syracuse 65
	Semi-Finals NIT	Md. 91	Jacksonville 77
	NIT Finals	Md. 100	Niagara 69
	First Round ACC	Md. 77	Clemson 61
	Semi-Finals ACC	Md. 73	Wake Forest 65
	ACC Finals	Md. 74	N.C. State 76
	First Round East Regional of NCAA	Md. 91	Syracuse 75
	Eastern Regional Final	Md. 89	Providence 103
1973-74	First Round ACC	Md. 85	Duke 66
	Semi-Finals ACC	Md. 105	UNC 85
	ACC Finals	Md. 100	N.C. State 103
1974-75	Bye in ACC First Round		
	ACC Semi-Finals	Md. 85	N.C. State 87
	First Round NCAA Playoffs	Md. 83	Creighton 79
	First Round Mid-West Regional NCAA Playoff	Md. 83	Notre Dame 71
Mid-West Regional Final, NCAA	Md. 82	Louisville 96	
1975-76	First Round ACC	Md. 80	Duke 78
	Semi-Finals ACC	Md. 65	Virginia 73
1976-77	First Round ACC	Md. 72	N.C. State 82
1977-78	First Round ACC	Md. 109	N.C. State 108
	Semi-Finals ACC	Md. 69	Duke 81
1978-79	First Round ACC	Md. 75	Clemson 67
	Semi-Finals ACC	Md. 79	North Carolina 102
	First Round NIT	Md. 67	Rhode Island 65
	Second Round NIT	Md. 72	Ohio State 79
1979-80	First Round ACC	Md. 51	Georgia Tech 49
	Semi-Finals ACC	Md. 91	Clemson 85
	ACC Finals	Md. 72	Duke 73
	First Round East NCAA Playoffs	Md. 86	Tennessee 75
	First Round East Regional NCAA	Md. 68	Georgetown 74
1980-81	First Round ACC	Md. 56	Duke 53
	Semi-Finals ACC	Md. 85	Virginia 62
	ACC Finals	Md. 60	North Carolina 61
	First Round Mid-East NCAA	Md. 81	Tennessee-Chattanooga 69
Second Round Mid-East NCAA	Md. 64	Indiana 99	
1981-82	First Round ACC	Md. 28	N.C. State 40
	First Round NIT	Md. 66	Richmond 50
	Second Round NIT	Md. 69	Georgia 83
1982-83	First Round ACC	Md. 58	Georgia Tech 64 (OT)
	First Round Mid-West NCAA	Md. 50	Tennessee-Chattanooga 51
	Second Round Mid-West NCAA	Md. 50	Houston 60
1983-84	First Round ACC	Md. 69	N.C. State 63
	Semi-Finals ACC	Md. 66	Wake Forest 64
	ACC Finals	Md. 74	Duke 62
	First Round Mid-East NCAA	Md. 102	West Virginia 77
	Second Round Mid-East NCAA	Md. 70	Illinois 72
1984-85	First Round ACC	Md. 73	Duke 86
	First Round Southeast NCAA	Md. 69	Miami, OH 68 (OT)
		Md. 64	Navy 59
	Second Round Southeast NCAA	Md. 43	Villanova 46



# TERRAPINS IN NCAA CHAMPIONSHIPS

## 1958 — FIRST ROUND — EAST

**Maryland** 86      Boston College      63      Madison Square Garden, New York

## EAST REGIONAL

**Maryland** 67      Temple      81      Charlotte, North Carolina  
**Maryland** 59      Manhattan      55

## 1973 — EAST REGIONAL

**Maryland** 91      Syracuse      75      Charlotte, North Carolina  
**Maryland** 89      Providence      103      Charlotte, North Carolina

## 1975 — FIRST ROUND — MIDWEST

**Maryland** 83      Creighton      79      Lubbock, Texas

## MIDWEST REGIONAL

**Maryland** 83      Notre Dame      71      Las Cruces, New Mexico  
**Maryland** 82      Louisville      96      Las Cruces, New Mexico

## 1980 — SECOND ROUND — EAST

**Maryland** 86      Tennessee      75      Greensboro, North Carolina

## EAST REGIONAL

**Maryland** 68      Georgetown      74      Philadelphia, Pennsylvania

## 1981 — FIRST ROUND — MIDWEST

**Maryland** 81      Tennessee-Chattanooga      69      Dayton, Ohio  
**Maryland** 64      Indiana      99      Dayton, Ohio

## 1983 — FIRST ROUND — MIDWEST

**Maryland** 52      Tennessee-Chattanooga      51      Houston, Texas  
**Maryland** 50      Houston      60      Houston, Texas

## 1984 — SECOND ROUND — MIDEAST

**Maryland** 102      West Virginia      77      Birmingham, Alabama

## MIDEAST REGIONAL

**Maryland** 70      Illinois      72      Lexington, Kentucky

## 1985 — FIRST ROUND — SOUTHEAST

**Maryland** 69      Miami (Ohio) OT      68      Dayton, Ohio  
**Maryland** 64      Navy      59      Dayton, Ohio

**MARYLAND IN NCAA TOURNAMENT** — Eight Years — Won 11 — Lost 7

Regional Runner-up 1973 and 1975

**CHARLES "LEFTY" DRIESELL IN NCAA TOURNAMENT** — 10 years: Won 14 — Lost 10

Regional Runner-up 1968, 1969, 1973, 1975

Won 5, Lost 4 with Davidson and Won 9, Lost 6 with Maryland.

# The Driesell Era

1969-70 13-13

Won 5 ACC games in his first year, 5-9, although Terps were only 2-12 and 4-10 the two previous years and won a total of only eight games both years. Set Maryland attendance record of 138,000. (14 Home Games 138,000 — average 9,900) (26 games 221,153 — average 8,506).

1970-71 14-12

Won 5 ACC games and upset 2nd ranked South Carolina in Cole Field House. Set attendance record of 180,842 an average of 12,056. (15 Home Games 180,842 — average 12,056) (26 games 273,553 — average 10,521).

1971-72 27-5


Won National Invitational Tournament title. Advanced to finals of ACC Tournament. Started string of consecutive NON-ACC wins with 17 against NON-LEAGUE opponents and started string of 14 consecutive wins with four in NIT. Ranked 11th in AP Poll. (14 Home Games 184,323 — average 13,166) (32 games 352,436 — average 11,014).

1972-73 23-7

Gained FINAL EIGHT in NCAA Tournament. Ran streak to 31 consecutive wins against NON-ACC opponents before losing to Providence in the finals of the NCAA Eastern Regionals. Increased attendance record for fourth consecutive year. Won first 10 games of season to set consecutive win record of 14. 8th in AP Poll. (13 Home Games 172,828 — average 13,294) (30 games 340,964 — average 11,365).

1973-74 23-5

Ranked 4th in AP Poll. Lost to North Carolina State 103-100 in ACC finals in what was considered the best ever in the league tournament. (13 Home Games 157,357 — average 12,104) (28 games 288,764 — average 10,313).



1974-75 24-5

Ranked 5th in AP Poll. Set NCAA field goal percentage record hitting .547 for season. ACC Coach of Year. Gained FINAL EIGHT in NCAA Tournament. Beat Notre Dame to reach Championship game of Midwest Regionals. Won ACC regular season title with 10-2 record. Won all 4 games on home courts in North Carolina. Set new attendance records for Cole Field House. (14 Home Games 187,971 — average 13,427) (29 games 314,341 — average 10,839).

1975-76 22-6

Ranked 11th in AP Poll. 5th consecutive 22 plus victory season. Won first 11 games of season. Set Maryland free throw shooting record with .758. (15 Home Games 186,656 — average 13,110) (28 games 343,785 — average 12,278).

1976-77 19-8

Second year with 10 wins in a row. Had 11 in 1975-76. Brad Davis was 1st round pick by Los Angeles as a



Junior. Steve Sheppard 2nd round pick by Chicago. (19 Home Games 240,254 — average 12,645) (27 games 325,547 — average 12,057).

1977-78 15-13

Beat North Carolina State 109-108 in opening round of ACC Tournament after losing twice during regular season. Set school record with 130 points against East Carolina. (14 Home Games 172,173 — average 12,298) (28 games 304,501 — average 10,875).

1978-79 19-11

Gained 2nd round of NIT. Led ACC in attendance for eighth consecutive year. Upset top ranked teams in nation. No. 1 Notre Dame, No. 3 Duke, No. 4 North Carolina State, No. 8 North Carolina State. Win over Notre Dame on National TV. Buck Williams named Rookie of the Year in ACC. (18 Home Games 201,536 — average 11,196) (30 games 316,449 — average 10,548).

1979-80 24-7

Picked to finish 6th in the conference, the Terps led the way with an 11-3 record and were regular season champions. Advanced to the semi-finals of the NCAA Eastern Regionals and a No. 8 ranking in both wire service polls. In the final NCAA Division I Statistics they finished second in the nation in field goal percentage (55.1). Coach Driesell named ACC and District III "Coach of the Year". Albert King named Player of the Year (ACC), M.V.P. of the ACC Tournament, and 1st Team All-American by the Associated Press. Greg Manning became the first player ever in the ACC to capture both the field goal and free throw percentage titles in the same season. (16 Home Games 160,815 — average 10,051) (31 games 317,501 — average 10,241).

1980-81 21-10

Seventh time recording 20 or more victories. Advanced to the finals of the ACC Tournament for the sixth time, and to the second round of the

NCAA Tournament. Albert King became the Terp's all-time leading scorer, finishing his career with 2,058 points. Seniors Ernest Graham and Greg Manning also ended careers among top five in scoring: Graham 4th — 1,607 and Manning 5th — 1,561. Manning established new marks for career field goal and free throw accuracy, hitting 58% of his shots from the floor and 86% of his foul shots. Four players drafted by NBA, with Buck Williams (Jr.) and Albert King going in the first round. Set new attendance records, both overall and average: (15 Home Games 196,978 — average 13,132) (31 games 398,036 — average 12,840).

1981-82 16-13

Fourth consecutive post-season tournament appearance, advancing to 2nd round of NIT. Upset No. 1 Virginia in overtime at home, 47-46, on final day of regular season. Center Charles Pittman selected in 3rd round of NBA draft by the Phoenix Suns. (16 Home Games 157,275 — average 9,830) (29 games 286,264 — average 9,871).



**1982-83 20-10**

Eighth season for Lefty's team to win 20 or more games a season. Had 2 big upset wins over UCLA and Notre Dame, both at Cole Field House, and by a point. Terps and U. Va. only teams in the ACC to beat eventual national champion, North Carolina State both games. The Terrapins, for the fifth consecutive year, went to post-season tournament. Selected for the Mid-West NCAA First Round Regionals, defeating Tennessee-Chatanooga before losing to NCAA finalist Houston by just 10 points.

**1983-84 24-8**

Two historic achievements highlighted Lefty's 15th season as head coach of the Terrapins: 1. He won his first Atlantic Coast Conference Championship. 2. He claimed his 300th victory for Maryland in the final regular season game with the 74-65 win over Virginia in Cole March 4. The year also gave him his ninth 20 wins or more as the Terps went 24-8. The Terrapins went to post-season tournament for the sixth consecutive year as they were selected for the NCAA Mid-East Regional. Three Terrapins were drafted by the NBA, center Ben Coleman and forwards Herman Veal and Mark Fothergill.



**1984-85 25-12**

With his milestone 500th career win, a 91-38 success over Towson State, 2/21, Lefty joined 5 other Division I coaches who were still active (with 10 or more years at a Division I school) in achieving the elite 500 or more wins in their career. With Washington's Marv Harshman retiring, the active list is now 4; Driesell, Ralph Miller, Guy Lewis and Norm Sloan. The Terrapins went to post-season tournament for the seventh consecu-

tive year as they were selected for the NCAA Southeast Regionals. Driesell advanced to the "Final 16" for the second consecutive year, losing to eventual NCAA Champion Villanova by a mere three points. The 25-12 mark gave Driesell a 20-game winning season in 10 of his 16 years with the Terps. He can claim coaching another All-American as Len Bias was accorded the honor as well as Bias being named ACC "Player of the Year".

# Terrapin Award Winners

1969-70

Alvin Aubinoe Greatest Career Contribution — Will Hetzel  
 Best Free Throw Shooter — Will Hetzel  
 Best Defensive Player — Sparky Still  
 Best Rebounder — Rod Horst  
 Most Valuable Player — Rod Horst

1970-71

Alvin Aubinoe Greatest Career Contribution — Jay Flowers  
 Best Defensive Player — Sparky Still  
 Best Free Throw Shooter — Jim O'Brien  
 Best Rebounder — Barry Yates  
 Most Valuable Player — Barry Yates



McMillen

Howard

Hahn

1971-72

Avis Special Service Award — Charlie Blank  
 Most Valuable Player — Len Elmore & Tom McMillen  
 Seidenspinner Award for Outstanding Senior — Charlie Blank  
 Most Team Spirit — Howard White  
 Most Improved Player — Darrell Brown  
 Academic All-American — Tom McMillen  
 Alvin Aubinoe Greatest Career Contribution — Charlie Blank  
 Best Free Throw Shooter — Tom McMillen  
 All-ACC — Len Elmore & Tom McMillen  
 All-NIT — Tom McMillen, Len Elmore and Bob Bodell  
 Best Defensive Player — Bob Bodell  
 All-ACC Tournament — Tom McMillen, Len Elmore and Jim O'Brien  
 Best Rebounder — Len Elmore  
 Most Valuable Player in NIT — Tom McMillen



Gibson

Hetzel

Yates

1972-73

Best Team Spirit — Bill Hahn  
 Leo G. Hershberger Rookie All-American — John Lucas  
 Best Free Throw Shooter — Jim O'Brien  
 Best Defensive Player — Len Elmore  
 Best Rebounder — Len Elmore  
 All-ACC Tournament — Tom McMillen, John Lucas, Jim O'Brien  
 Most Improved Player — John Lucas  
 All-ACC — Tom McMillen, Len Elmore  
 Alvin Aubinoe Greatest Contribution — Jim O'Brien  
 Coaches Award for Greatest Team Contribution — Tom McMillen  
 Most Valuable Player — Len Elmore  
 Special Award (for 88 consecutive varsity games) — Bob Bodell  
 Avis Special Service to Team Award — Bill Hahn

1973-74

All-American — Len Elmore, Tom McMillen, John Lucas  
 Best Free Throw Shooter — Maurice "Mo" Howard  
 Best Rebounder — Len Elmore  
 Best Defensive Player — Tom Roy  
 Coaches Award — Improvement From One Season To Next — Owen Brown  
 Alvin Aubinoe Greatest Career Contribution — Tom McMillen  
 Outstanding Senior Award — Len Elmore  
 All-ACC — Len Elmore, John Lucas (First Team) — Tom McMillen (Second Team)  
 All-ACC Tournament — Maurice "Mo" Howard, John Lucas, Tom McMillen, (First Team); Owen Brown, Len Elmore (Second Team)  
 AP All-American — Tom McMillen, John Lucas  
 Fastbreakers Special Award — Charles Driesell



O'Brien

Roy

Bodell

1974-75

Most Valuable Senior — Owen Brown and Tom Roy  
 Alvin Aubinoe Greatest Career Contribution Award — Bill Hahn  
 ACC Coach of the Year — Coach Driesell  
 All-American UPI First Team — John Lucas  
 Best Free Throw Shooter — John Lucas  
 Best Rebounder — Tom Roy  
 Outstanding Defensive Player — Maurice "Mo" Howard  
 All-ACC Tournament — Maurice "Mo" Howard  
 All-ACC — Maurice "Mo" Howard  
 Owen Brown Most Valuable Player — Albert King  
 Alvin Aubinoe Greatest Career Contribution — John Bilney

# Terrapin Award Winners

1975-76

Best Free Throw Shooter — James Tillman  
 Best Defensive Player — Maurice "Mo" Howard  
 Chris Patton Outstanding Rebounder — Lawrence Boston  
 Alvin Aubinoe Greatest Career Contribution — John Lucas  
 First Team UPI and AP All-American — John Lucas  
 Owen Brown Most Valuable Player — Maurice "Mo" Howard  
 First Team All-ACC — John Lucas  
 Total Performance for Overall Excellence and Consistency — Steve Sheppard  
 Most Assists — Brad Davis  
 All-ACC Tournament — Brad Davis

1976-77

All ACC — Brad Davis (2nd Team)  
 Best Free Throw Shooter — Mark Crawford  
 Outstanding Defensive Player — Lawrence Boston  
 Chris Patton Best Rebounder — Larry Gibson  
 Alvin Aubinoe Greatest Career Contribution — John Pavlos (Manager)  
 Outstanding Academic — Eric Shrader  
 Most Assists — Brad Davis  
 Owen Brown Most Outstanding Senior — Steve Sheppard  
 Overall Performance — Larry Gibson



King

Davis

Williams

1977-78

All-ACC Tournament — Lawrence Boston, Larry Gibson (2nd Team)  
 Best Free Throw Shooter — Jo Jo Hunter  
 Outstanding Academic — Eric Shrader  
 Overall Performance — Larry Gibson  
 Most Assists — Greg Manning  
 Alvin Aubinoe Greatest Career Contribution — Lawrence Boston  
 Outstanding Defensive Player — Lawrence Boston  
 Chris Patton Best Rebounder — Larry Gibson  
 Owen Brown Most Outstanding Senior — Lawrence Boston

1978-79

All-ACC — Larry Gibson (2nd Team)  
 All-ACC Tournament — Larry Gibson (2nd Team)  
 ACC Rookie-of-the-Year — Buck Williams  
 Honorable Mention All-American — Larry Gibson, Albert King  
 ACC Leading Rebounder — Buck Williams  
 Best Free Throw Shooter — Greg Manning  
 Phi Beta Kappa — Eric Shrader  
 Most Assists — Dutch Morley  
 Alvin Aubinoe Greatest Career Contribution — Larry Gibson  
 Outstanding Defensive Player — Buck Williams  
 Owen Brown Most Outstanding Senior — Larry Gibson  
 Scoring Record for One Game — Ernest Graham  
 East-West All-Star Game — Larry Gibson  
 Aloha Classic — Larry Gibson



Lucas

Elmore

Sheppard


1979-80

ACC Player of the Year — Albert King  
 Associated Press First Team All-American — Albert King  
 United Press International Second Team All-American — Albert King  
 Honorable Mention All-American — Buck Williams  
 All-ACC Second Team — Buck Williams and Greg Manning  
 Everett N. Case ACC Tournament M.V.P. — Albert King  
 ACC All-Tournament First Team — Albert King and Greg Manning  
 ACC All-Tournament Second Team — Buck Williams and Ernest Graham  
 Academic All-ACC First Team — Greg Manning  
 ACC Coach of the Year — Charles G. Driesell  
 District III Coach of the Year — Charles G. Driesell  
 1979 Maryland Invitational Tournament M.V.P. — Albert King  
 U.S. Basketball Writers Association All-Districts First Team — Albert King  
 Best Free Throw Shooter — Greg Manning  
 Outstanding Academic — David Henderson  
 Outstanding Defensive Player — Reggie Jackson  
 Chris Patton Best Rebounder — Buck Williams  
 Competitive Spirit and Most Unselfish Contribution to Team — Dutch Morley

# Terrapin Award Winners

1979-80 (contd.)

Most Improved Player — Taylor Baldwin  
 Most Assists — Ernest Graham  
 Kirin World Cup M.V.P. — Ernest Graham



Coleman

Veal

Fothergill

1980-81

The Sporting News First Team All-American — Albert King  
 United Press International All-American (Second Team) — Albert King  
 Associated Press All-American (Honorable Mention) — Albert King, Buck Williams and Greg Manning  
 Basketball Weekly Second Team All-American — Buck Williams  
 Basketball Writers All-District Team — Albert King and Buck Williams  
 All-ACC Second Team — Albert King and Buck Williams  
 All-ACC Tournament Team — Albert King and Buck Williams (First Team) Ernest Graham (Second Team)  
 CoSIDA District III All-Academic Team — Greg Manning  
 Most Valuable Player, Carrier Classic — Greg Manning  
 All-Tournament Team, Carrier Classic — Greg Manning, Albert King, and Buck Williams  
 Most Valuable Player, Maryland Invitational — Albert King  
 All-Tournament Team, Maryland Invitational — Albert King, Dutch Morley, Ernest Graham and Buck Williams  
 Voted to Pizza Hut All-Star Game (eight man east squad) — Albert King  
 Selected for Aloha Classic — Albert King, Ernest Graham  
 Most Assists — Ernest Graham  
 Outstanding Free Throw Shooting — Greg Manning  
 Most Improved Player — Steve Rivers  
 Chris Patton Rebounding — Buck Williams  
 Outstanding Defensive Player — Buck Williams  
 Competitive Spirit and Most Unselfish Contribution — Charles Pittman  
 Outstanding Academic — Greg Manning  
 Owen Brown MVP — Albert King and Buck Williams  
 Alvin Aubinoe Greatest Career Contribution — Albert King

1981-82

Most Assists — Dutch Morley  
 Outstanding Free Throw Shooting — Dutch Morley  
 Most Improved Player — Charles Pittman  
 Chris Patton Rebounding — Herman Veal  
 Competitive Spirit and Most Unselfish Contribution — Herman Veal

Outstanding Academic — Jeff Adkins  
 Owen Brown MVP — Adrian Branch  
 Outstanding Defensive Player — Jeff Adkins  
 Alvin C. Aubinoe Greatest Career Contribution — Dutch Morley  
 Basketball Weekly 1982 Freshman All-American (2nd Team) — Adrian Branch  
 Basketball Weekly 1982 Freshman All-American (Honorable Mention) — Jeff Adkins

1982-83

Most Assists — Jeff Adkins  
 Outstanding Free Throw Shooting — Pete Holbert  
 Most Improved Player — Len Bias  
 Chris Patton Rebounding — Ben Coleman  
 Outstanding Defensive Player — Herman Veal  
 Competitive Spirit and Most Unselfish Contribution — Herman Veal  
 Outstanding Academic — Chuck Driesell  
 Owen Brown MVP — Adrian Branch and Ben Coleman  
 Outstanding Play in the NCAA Playoffs — Adrian Branch  
 Chevrolet Scholarship — Adrian Branch — Maryland vs Houston, NCAA Playoffs and Ben Coleman — Maryland vs Notre Dame  
 All-ACC Second Team — Adrian Branch and Ben Coleman

1983-84

Most Assists — Keith Gatlin  
 Outstanding Free Throw Shooting — Pete Holbert  
 Most Improved Player — Terry Long  
 Chris Patton Rebounding — Ben Coleman  
 Outstanding Defensive Player — Herman Veal  
 Competitive Spirit and Most Unselfish Contribution — Herman Veal  
 Outstanding Academic — Jeff Adkins  
 Owen Brown Most Valuable Player — Ben Coleman  
 Outstanding Play in the NCAA Playoffs — Len Bias  
 Chevrolet Scholarship \$1,000 Award for the "Most Valuable Player" in games:  
 Jeff Adkins vs Boston College — 12-24-83  
 Herman Veal vs Notre Dame — 1-28-84  
 Keith Gatlin vs North Carolina — 2-19-84  
 Adrian Branch vs Virginia — 3-4-84

1984-85

Most Assists — Keith Gatlin  
 Outstanding Free Throw Shooting — Keith Gatlin  
 Chris Patton Rebounding — Len Bias  
 Chairman of the Boards-Player with most Rebounds — Len Bias  
 Outstanding Academic — Chuck Driesell  
 Owen Brown Most Valuable Player — Len Bias  
 ACC "Player of the Year" — Len Bias  
 District 3B "Player of Year" — Len Bias  
 Associated Press All-American - 2nd Team — Len Bias  
 Basketball Weekly All-American - 2nd Team — Len Bias  
 National Association of Basketball Coaches All-American - 3rd Team — Len Bias  
 Outstanding Play in NCAA Games — Len Bias  
 First Team all ACC — Len Bias  
 Most Improved Players — Jeff Baxter and Tom Jones  
 Most Charges — Len Bias  
 Highest Offensive Efficiency Rating — Len Bias

# Statistical Leaders Coached by Driesell

## Career Scoring

2058	King — Maryland
2032	F. Hetzel — Davidson
2017	Branch — Maryland
2015	Lucas — Maryland
1807	McMillen — Maryland
1693	Snyder — Davidson
1607	Graham — Maryland
1561	Manning — Maryland
1406	Bias — Maryland
1346	Branch — Maryland
1344	Knowles — Davidson
1338	Jarman — Davidson
1235	O'Brien — Maryland
1219	Sheppard — Maryland
1198	Gibson — Maryland
1191	Maloy — Davidson
1161	Howard — Maryland
1153	B. Williams — Maryland
1067	Holland — Davidson
1026	B. Davis — Maryland
1017	Holland — Davidson
1017	Elmore — Maryland
1013	Huckel — Davidson
1007	Boston — Maryland

## Season Scoring

753	Snyder — Davidson
739	Maloy — Davidson
709	F. Hetzel — Davidson
701	Bias — Maryland
689	F. Hetzel — Davidson
674	King — Maryland
671	Branch — Maryland
667	McMillen — Maryland
634	W. Hetzel — Maryland
616	McMillen — Maryland
564	Lucas — Maryland
559	King — Maryland
557	Lucas — Maryland
542	Knowles — Davidson
541	Branch — Maryland
536	Jarman — Davidson
525	Snyder — Davidson
524	McMillen — Maryland
499	Graham — Maryland
498	O'Brien — Maryland
496	Knowles — Davidson
494	Sheppard — Maryland
491	Coleman — Maryland
488	Bias — Maryland
483	Graham — Maryland
482	B. Williams — Maryland
471	Manning — Maryland
469	Lucas — Maryland
469	Kroll — Davidson
454	Huckel — Davidson
454	Coleman — Maryland
452	Maloy — Davidson

## Single Game Scoring

53	F. Hetzel — Davidson
46	F. Hetzel — Davidson
46	Snyder — Davidson
44	Graham — Maryland
41	F. Hetzel — Davidson
40	Snyder — Davidson
39	Holland — Davidson
39	Jarman — Davidson
39	Snyder — Davidson
39	Knowles — Davidson
38	King — Maryland
38	Snyder (2) — Davidson
38	White — Maryland
38	O'Brien — Maryland
35	F. Hetzel — Davidson
35	Maloy — Davidson
35	McMillen — Maryland
34	Lucas (2) — Maryland
33	Knowles — Davidson
33	Maloy — Davidson
33	W. Hetzel — Maryland

33	White — Maryland
33	McMillen (2) — Maryland
32	King — Maryland
32	Maloy — Davidson
32	McMillen (3) — Maryland
31	Graham — Maryland
31	F. Hetzel — Davidson
31	Maloy (2) — Davidson
31	Lucas (2) — Maryland
30	King — Maryland
30	Jarman — Davidson
30	Huckel — Davidson
30	Maloy (2) — Davidson
30	Yates — Maryland
30	Lucas — Maryland
30	Bias — Maryland
30	Branch — Maryland

## Career Rebounding

1094	F. Hetzel — Davidson
1053	Elmore — Maryland
928	B. Williams — Maryland
895	Gibson — Maryland
859	McMillen — Maryland
804	Knowles — Davidson
768	Maloy — Davidson
758	Jarman — Davidson
715	King — Maryland
648	Snyder — Davidson
630	Holland — Davidson
629	Boston — Maryland
585	Roy — Maryland
582	Sheppard — Maryland

## Season Rebounding

429	Maloy — Davidson
412	Elmore — Maryland
384	F. Hetzel — Davidson
363	B. Williams — Maryland
359	F. Hetzel — Davidson
351	F. Hetzel — Davidson
351	Elmore — Maryland
339	Maloy — Davidson
323	Knowles — Davidson
323	B. Williams — Maryland
321	Roy — Maryland
306	McMillen — Maryland
290	Elmore — Maryland
287	Cook — Davidson
284	McMillen — Maryland
281	Jarman — Davidson
276	Knowles — Davidson
269	Coleman — Maryland

## Single Game Rebounding

27	F. Hetzel — Davidson
26	Elmore — Maryland
25	F. Hetzel — Davidson
24	Elmore (2) — Maryland
23	Knowles — Davidson
23	Maloy — Davidson
22	B. Williams (2) — Maryland
22	Markee — Davidson
22	Snyder — Davidson
21	F. Hetzel — Davidson
21	Elmore (2) — Maryland
21	Maloy — Davidson
21	M. Davis — Maryland
20	Knowles — Davidson
20	Elmore (2) — Maryland
20	Roy — Maryland

## Career Assists

514	Lucas — Maryland
460	Morley — Maryland
431	B. Davis — Maryland
369	Gatlin — Maryland
346	Graham — Maryland
304	King — Maryland
292	Adkins — Maryland
271	Manning — Maryland
244	Moser — Davidson

241	Bodell — Maryland
219	Howard — Maryland
215	O'Brien — Maryland

## Career Scoring Average

25.7	F. Hetzel — Davidson
21.2	Snyder — Davidson
20.5	McMillen — Maryland
20.2	Maloy — Davidson

## Season Assists

221	Gatlin — Maryland
178	Lucas — Maryland
165	B. Davis — Maryland
159	Lucas — Maryland
136	Graham — Maryland
135	Wiles — Maryland
134	B. Davis — Maryland
132	B. Davis — Maryland

## Single Game Assists

13	Gatlin — Maryland
12	Morley (2) — Maryland
12	Lucas (2) — Maryland
12	Porac — Maryland
11	Morley (3) — Maryland
11	B. Davis — Maryland
10	Morley (3) — Maryland
10	Wiles — Maryland
10	Lucas — Maryland
10	B. Davis (2) — Maryland
10	Gatlin (2) — Maryland

## Career Field Goal .Pct

.615	B. Williams — Maryland
.583	Manning — Maryland
.576	Boston — Maryland
.556	Snyder — Davidson
.555	McMillen — Maryland
.554	F. Hetzel — Davidson
.551	Gibson — Maryland
.547	Howard — Maryland
.541	Roy — Maryland
.533	Bias — Maryland
.531	Youngdale — Davidson
.531	Trimble — Maryland
.527	Bodell — Maryland
.525	Lucas — Maryland
.519	Holland — Davidson
.515	Knowles — Davidson
.515	Maloy — Davidson
.515	King — Maryland

## Team Free Throw .Pct

.762	Davidson 1965-66
.758	Maryland 1975-76
.757	Maryland 1974-75
.757	Davidson 1966-67
.751	Maryland 1981-82
.746	Maryland 1973-74
.746	Maryland 1971-72

## Season Field Goal .Pct

.647	B. Williams — Maryland
.643	Manning — Maryland
.631	Holland — Davidson
.611	Pittman — Maryland
.608	Coleman — Maryland
.606	B. Williams — Maryland
.606	Roy — Maryland
.598	Bodell — Maryland
.598	Gibson — Maryland
.597	Boston — Maryland
.587	Gibson — Maryland
.585	McMillen — Maryland
.583	B. Williams — Maryland
.580	B. Davis — Maryland
.580	Boston — Maryland
.579	F. Hetzel — Davidson
.572	Howard — Maryland
.571	Coleman — Maryland
.567	Sheppard — Maryland
.566	Maloy — Davidson

.563	Snyder — Davidson
.558	Manning — Maryland
.556	Knowles — Davidson
.555	Snyder — Davidson
.555	O'Brien — Maryland
.554	Gibson — Maryland
.553	King — Maryland
.553	Youngdale — Davidson
.553	Howard — Maryland
.552	Morley — Maryland
.551	Gibson — Maryland
.550	Manning — Maryland

## Season Free Throw .Pct

.908	Manning — Maryland
.871	Youngdale — Davidson
.863	Hunter — Maryland
.862	Gatlin — Maryland
.857	Manning — Maryland
.852	Manning — Maryland
.846	Fothergill — Maryland
.844	O'Brien — Maryland
.843	Moser — Davidson
.839	Tillman — Maryland
.837	Kroll — Davidson
.836	Lucas — Davidson
.833	Snyder — Davidson
.833	Moser — Davidson
.830	Evans — Davidson
.829	O. Brown — Maryland
.828	Howard — Maryland
.821	Manning — Maryland
.821	King — Maryland
.820	B. Davis — Maryland
.817	McMillen — Maryland
.812	King — Maryland
.806	Snyder — Davidson
.803	F. Hetzel — Davidson
.800	McMillen — Maryland

## Career Free Throw .Pct

.858	Manning — Maryland
.849	Kroll — Davidson
.825	Moser — Davidson
.816	Beerman — Davidson
.814	Evans — Davidson
.809	Gatlin — Maryland
.807	Snyder — Davidson
.803	O'Brien — Maryland
.799	McMillen — Maryland
.799	Fothergill — Maryland
.791	Morley — Maryland
.789	F. Hetzel — Davidson
.778	Lucas — Maryland
.777	Youngdale — Davidson
.775	King — Maryland
.764	Howard — Maryland

## Team Field Goal .Pct

.551	Maryland 1979-80 2nd in Nation
.547	Maryland 1974-75 NCAA Record
.543	Davidson 1963-64 NCAA Record
.539	Maryland 1983-84 5th in Nation
.537	Maryland 1975-76 Led Nation
.532	Maryland 1980-81
.520	Maryland 1972-73 2nd in Nation
.516	Maryland 1976-77
.512	Davidson 1965-66 2nd in Nation
.510	Maryland 1973-74 7th in Nation
.509	Davidson 1964-65 2nd in Nation
.509	Maryland 1977-78
.503	Maryland 1984-85



## Maryland Invitational Tournament

<p>1971 — Maryland 103 Western Kentucky 67 St. John's 94 Harvard 88</p> <p><b>THIRD PLACE</b> Harvard 107 Western Kentucky 89</p> <p><b>CHAMPIONSHIP</b> Maryland 90 St. John's 69 Georgia Tech 55</p> <p>1972 — Maryland 90 Georgia Tech 55 Syracuse 74 Bowling Green 73</p> <p><b>THIRD PLACE</b> Bowling Green 102 Georgia Tech 87</p> <p><b>CHAMPIONSHIP</b> Maryland 90 Syracuse 76 Holy Cross 75</p> <p>1973 — Maryland 102 Holy Cross 75 Boston College 94 Michigan State 81</p> <p><b>THIRD PLACE</b> Michigan State 97 Holy Cross 85</p> <p><b>CHAMPIONSHIP</b> Maryland 58 Boston College 37 Georgia Tech 67</p> <p>1974 — Maryland 105 Georgia Tech 67 UCLA 78 St. Bonaventure 62</p> <p><b>THIRD PLACE</b> Georgia Tech 70 St. Bonaventure 61</p> <p><b>CHAMPIONSHIP</b> UCLA 81 Maryland 75</p>	<p>1975 — Maryland 104 Seton Hall 69 Princeton 61 Alabama 59</p> <p><b>THIRD PLACE</b> Alabama 100 Seton Hall 64</p> <p><b>CHAMPIONSHIP</b> Maryland 66 Princeton 59 Xavier 74</p> <p>1976 — Maryland 84 Xavier 86 Syracuse 116 Duquesne 86</p> <p><b>THIRD PLACE</b> Duquesne 86 Xavier 80</p> <p><b>CHAMPIONSHIP</b> Maryland 96 Syracuse 85 Western Kentucky 78</p> <p>1977 — Maryland 91 Western Kentucky 78 Georgia Tech 73 St. John's 67</p> <p><b>THIRD PLACE</b> St. John's 80 Western Kentucky 63</p> <p><b>CHAMPIONSHIP</b> Maryland 65 Georgia Tech 63 St. Joseph's 57</p> <p>1978 — Maryland 62 St. Joseph's 57 Southern Calif. 78 Holy Cross 60</p> <p><b>THIRD PLACE</b> St. Joseph's 62 Holy Cross 58</p> <p><b>CHAMPIONSHIP</b> Maryland 83 Southern Calif. 79</p>	<p>1979 — Maryland 115 Miami of Ohio 76 Temple 85 Harvard 73</p> <p><b>THIRD PLACE</b> Miami of Ohio 86 Harvard 79</p> <p><b>CHAMPIONSHIP</b> Maryland 85 Temple 63 Marshall 89</p> <p>1980 — Maryland 114 Marshall 89 St. Joseph's 87 Bowling Green 76</p> <p><b>THIRD PLACE</b> Marshall 87 Bowling Green 85</p> <p><b>CHAMPIONSHIP</b> Maryland 74 LaSalle 65</p> <p>1983 — Maryland 58 Randolph Macon 52 LaSalle 65 G. Washington 64</p> <p><b>THIRD PLACE</b> G. Washington 54 Randolph Macon 47</p> <p><b>CHAMPIONSHIP</b> Maryland 96 LaSalle 83</p>
<p><b>MOST VALUABLE PLAYER AWARD</b>                      1971 — Len Elmore — Maryland                      1972 — Tom McMillen — Maryland                      1973 — Len Elmore — Maryland                      1974 — David Meyers — UCLA                      1975 — John Lucas — Maryland                      1976 — Steve Sheppard — Maryland                      1977 — Lawrence Boston — Maryland                      1978 — Albert King — Maryland                      1979 — Albert King — Maryland                      1980 — Albert King — Maryland                      1983 — Ben Coleman — Maryland</p>		

## Invitational Tournament Records

<p>1953-54 All American City Tournament Owensboro, Kentucky</p> <p>Md. 65 Arizona State 50 Md. 66 Evansville 58 Md. 54 Kentucky Wesleyan 37</p> <p>1954-55 All American City Tournament Owensboro, Kentucky</p> <p>Md. 58 Texas Tech. 54 Md. 83 Rhode Island 66 Md. 78 Cincinnati 61</p> <p>1955-56 Mid Winter Festival</p> <p>Md. 75 Michigan State 95 Md. 75 St. Francis 66</p> <p>1956-57 All American City Tournament Owensboro, Kentucky</p> <p>Md. 89 Montana State 72 Md. 43 New Mexico A&amp;M 45 Md. 43 Virginia 39</p> <p>1957-58 Sugar Bowl Tournament New Orleans, Louisiana</p> <p>Md. 71 Vanderbilt 56 Md. 46 Memphis State 47</p> <p>1958-59 Sugar Bowl Tournament New Orleans, Louisiana</p> <p>Md. 45 Miss. State 56 Md. 54 Loyola 50</p> <p>1959-60 Blue Grass Tournament Louisville, Kentucky</p> <p>Md. 63 Indiana 72 Md. 76 Fordham 54</p>	<p>1960-61 Dixie Classic Raleigh, North Carolina</p> <p>Md. 57 North Carolina 81 Md. 67 N.C. State 75 Md. 84 Wyoming 77</p> <p>1961-62 Sugar Bowl Tournament New Orleans, Louisiana</p> <p>Md. 62 Miss. State 64 Md. 64 Louisville 83</p> <p>1962-63 None</p> <p>1963-64 VPI Invitational Tournament Blacksburg, Virginia</p> <p>Md. 59 Tennessee 70 Md. 75 LSU 65</p> <p>Evansville Invitational</p> <p>Md. 54 Arizona 57 Md. 82 Columbia 76</p> <p>1964-65 Hurricane Classic Miami, Florida</p> <p>Md. 66 Tulsa 59 Md. 73 Miami (Fla.) 80</p> <p>1965-66 Sugar Bowl Tournament New Orleans, Louisiana</p> <p>Md. 69 Houston 68 Md. 77 Dayton 75</p> <p>1966-67 Memphis State Invitational Memphis, Tennessee</p> <p>Md. 50 Oklahoma State 49 Md. 53 Memphis State 55</p> <p>Charlotte Invitational Charlotte, North Carolina</p> <p>Md. 66 Davidson 65 Md. 57 Army 54</p>	<p>1967-68 Sun Carnival Tournament El Paso, Texas</p> <p>Md. 53 Texas, El Paso 70 Md. 72 Southern Illinois 73</p> <p>1968-69 Marshall Invitational Huntington, West Virginia</p> <p>Md. 89 Marshall 80 Md. 85 Miami (Fla.) 92</p> <p>Charlotte Invitational Charlotte, North Carolina</p> <p>Md. 69 Davidson 83 Md. 95 Wichita 83</p> <p>1973-74 Cable Car Classic San Francisco, Calif.</p> <p>Md. 78 San Francisco 60 Md. 53 Santa Clara 32</p> <p>1980-81 Carrier Classic Syracuse, N.Y.</p> <p>Md. 96 Wagner 73 Md. 83 Syracuse 73</p> <p>1984-85 Alsaka Shootout Anchorage, AL</p> <p>Md. 56 Kansas 58 Md. 54 Alaska 52 Md. 72 Tennessee 49</p> <p>Rainbow Classic Honolulu, HI</p> <p>Md. 78 Iowa (OT) 68 Md. 79 Hawaii 71 Md. 69 Georgia Tech 70</p>
---	---	---

## Terrapins in NCAA Championships

<p>1958 - First Round - East Madison Square Garden, NY</p> <p>Md. 86 Boston College 63</p> <p>East Regional Charlotte, NC</p> <p>Md. 67 Temple 81 Md. 59 Manhattan 55</p> <p>1973 - Second Round - East Charlotte, NC</p> <p>Md. 91 Syracuse 75</p> <p>East Reg. Championship Game Providence 103</p> <p>1975 - First Round - Midwest Lubbock, TX</p> <p>Second Round - Midwest Las Cruces, NM</p> <p>Md. 83 Notre Dame 71</p> <p>Midwest Regional Championship Game Las Cruces, NM</p> <p>Md. 82 Louisville 96</p>	<p>1980 - Second Round - East Greensboro, NC</p> <p>Md. 86 Tennessee 75</p> <p>East Regional Semi - Finals Philadelphia, PA</p> <p>Md. 68 Georgetown 74</p> <p>1981 - First Round - Mideast Dayton, OH</p> <p>Md. 81 Tenn-Chattanooga 69</p> <p>Second Round - Mideast Dayton, OH</p> <p>Md. 64 Indiana 99</p> <p>1983 - First Round - Midwest Houston, TX</p> <p>Md. 52 Tenn-Chattanooga 51</p> <p>Second Round - Midwest Houston, TX</p> <p>Md. 50 Houston 60</p> <p>1984 - First Round-Mideast Birmingham, AL</p> <p>Md. 102 West Virginia 77</p> <p>Lexington, KY</p> <p>Md. 70 Illinois 72</p>	<p>1985 First Round-Southeast Dayton, OH</p> <p>Md. 69 Miami (OH) (OT) 68 Md. 64 Navy 59</p> <p>Second Round-Southeast Birmingham, AL</p> <p>Md. 43 Villanova 46</p>
---	---	--



# Maryland Basketball Records

## Single Game — Team

MOST POINTS: 130 ag East Carolina, Dec. 1977  
 FEWEST POINTS: 15 ag Seton Hall, Dec. 1941 (15-59)  
 MOST POINTS BY OPPONENTS: 110 by N.C. State, Dec. 1978 (110-124)  
 FEWEST POINTS BY OPPONENT: 12 by Navy, 1926 (12-21)  
 MOST POINTS BY BOTH TEAMS: 234 by Maryland and N.C. State, Dec. 20, 1978 (Md. 124 - N.C. State 110)  
 FEWEST POINTS BY BOTH TEAMS: 33 by Maryland and Navy, 1926 (Md. 21 - Navy 12)  
 MOST FIELD GOALS: 55 ag Brown, Nov. 1972, Canisius, Dec. 1978  
 FEWEST FIELD GOALS: 6 ag Seton Hall, Dec. 1941  
 FEWEST FIELD GOALS BY OPPONENTS: 6 by Navy, 1926  
 MOST FREE THROWS: 40 ag North Carolina in ACC Tournament final, 1958 (52 attempts)  
 FEWEST FREE THROWS: 0 ag Wake Forest, Feb. 1973, in Winston-Salem  
 MOST FREE THROWS BY OPPONENT: 40 by Clemson, Jan. 1968 (53 attempts)  
 MOST FREE THROW ATTEMPTS: 57 ag North Carolina, Jan. 1953, (made 36)  
 FEWEST FREE THROW ATTEMPTS: 1 ag North Carolina, Feb. 1979 in Chapel Hill, N.C., 1 ag Wake Forest, Feb. 1973 (a technical) in Winston-Salem, N.C.  
 MOST FREE THROW ATTEMPTS BY OPPONENT: 51 by North Carolina, Jan. 1964  
 MOST FIELD GOAL ATTEMPTS: 99 ag Canisius, Dec. 1978 (55-99)  
 FEWEST FIELD GOAL ATTEMPTS: 18 ag South Carolina, Jan. 1971 (made 15)  
 MOST REBOUNDS: 74 ag Penn State, Dec. 1964  
 MOST FOULS: 44 ag William & Mary, Feb. 1952  
 MOST FOULS BY OPPONENT: 37 by North Carolina, Jan. 1953  
 FEWEST FOULS: 7 ag Buffalo, Jan. 1972  
 BEST FREE THROW PERCENTAGE: (at least 10 attempts): .966 ag Duke, Feb. 1976 (28 of 29), Note, 1.000 ag Duke, Feb. 1979 (6 of 6)  
 BEST FIELD GOAL PERCENTAGE: .833 ag South Carolina, Jan. 1971 (15-18)  
 LARGEST MARGIN OF VICTORY: 64 ag DePauw, Dec. 1974 (113-49)  
 LARGEST DEFEAT MARGIN: 63 points by Army, 1944 (85-22)  
 MOST POINTS IN ONE HALF: 77 ag N.C. State in second half Dec. 1978  
 MOST CONSECUTIVE FREE THROWS IN GAME: 28 ag Duke, Feb. 7, 1976

## Single Game — Individual

MOST POINTS: 44 by Ernest Graham ag N.C. State, Dec. 1978 (18 FG-8 FT)  
 MOST FIELD GOALS: 18 by Ernest Graham ag N.C. State, Dec. 1978 (26 att.)  
 MOST FREE THROWS: 17 by Tom McMillen ag Canisius, Dec. 1971 (att. 20)  
 MOST REBOUNDS: 26 by Len Elmore ag Wake Forest, Feb. 1974  
 MOST FREE THROW ATTEMPTS: 20 by Tom McMillen ag Canisius, Dec. 1971 (made 17)  
 MOST FIELD GOAL ATTEMPTS: 34 by Gene Shue ag Washington & Lee, Feb. 1953 (made 16)  
 MOST CONSECUTIVE FREE THROWS: 15 by Albert King ag Boston, Feb. 1979  
 MOST CONSECUTIVE FIELD GOALS: 10 by Barry Yates ag Miami (Fla.), Dec. 1970; 10 by Keith Gatlin ag Clemson, Feb. 17, 1985  
 BEST FREE THROW PCT.: 1.000 (ONLY 10 or more listed)  
 Jerry Greenspan ag Minnesota 1961 ..... 14-14  
 Lee Brawley ag North Carolina 1951 ..... 13-13  
 Bill Stasiulatis ag Wake Forest 1961 ..... 12-12  
 Lee Brawley ag North Carolina 1951 ..... 12-12  
 Bob Kessler ag George Washington 1956 ..... 12-12  
 Jerry Bechtle ag North Carolina 1960 ..... 10-10  
 Tom Milroy ag Penn State 1968 ..... 10-10  
 BEST FIELD GOAL PCT.: 1.000 (ONLY more than 5 listed):  
 Buck Williams ag Canisius, Dec. 1978 ..... 8-8  
 Gary Williams ag South Carolina, Dec. 1966 ..... 8-8  
 Greg Manning ag Fair.Dickinson, Dec. 1980 ..... 8-8  
 Ben Coleman ag Duquesne, Dec. 1983 ..... 8-8  
 Ben Coleman ag Wake Forest, Feb. 1984 ..... 8-8  
 Charles Pittman ag Lafayette, Nov. 1981 ..... 7-7  
 Brad Davis ag Wake Forest, Jan. 1977 ..... 7-7  
 Jack Clark ag South Carolina, Jan. 1964 ..... 6-6  
 Buck Williams ag Marshall, Dec. 1980 ..... 6-6  
 MOST FREE THROW ATTEMPTS BY OPPONENT: 21 by Bernie Janiciki of Wake Forest, 1953 (15); 21 by Pete Brennan of North Carolina, 1958 (15)  
 MOST POINTS AWAY FROM HOME: 40 by Gene Shue ag Wake Forest, 1953

## Season Records — Team

MOST POINTS: 2613 in 1972-73  
 HIGHEST SCORING AVERAGE: 89.9 in 1974-75  
 HIGHEST OPPONENT SCORING AVERAGE: 84.1 in 1968-69 (2188 points in 26 games)  
 MOST POINTS BY OPPONENTS: 2,404 in 1984-85 (37 games)  
 MOST FIELD GOALS: 1089 in 1972-73  
 MOST FIELD GOAL ATTEMPTS: 2094 in 1972-73  
 MOST FREE THROWS MADE: 590 in 1957-58 (29 games 858 attempts)  
 MOST FREE THROWS ATTEMPTED: 858 in 1957-58 (Made 590 in 29 games)  
 BEST FIELD GOAL PERCENTAGE: .551 in 1979-80  
 LOWEST FIELD GOAL PERCENTAGE: .346 in 1951-52  
 BEST FREE THROW PERCENTAGE: .758 (477 of 629) 1975-76  
 LOWEST FREE THROW PERCENTAGE: .617 in 1952-53  
 HIGHEST AVERAGE MARGIN OVER OPPONENTS: 16.7 in 1973-74 (28 games — 85.7 to 69.0)  
 BEST REBOUND PERCENTAGE: .585 in 1954-55  
 BEST REBOUND AVERAGE: 49.1 in 1954-55  
 MOST REBOUNDS: 1388 in 1971-72  
 MOST PERSONAL FOULS: 639 in 37 games, 1984-85  
 FEWEST PERSONAL FOULS: 378 in 1966-67  
 LARGEST ATTENDANCE: 398,036 in 31 games, 1980-81  
 LARGEST HOME ATTENDANCE: 240,254 (19 games) 1976-77  
 LARGEST AVERAGE HOME ATTENDANCE: 13,427 for 14 games in 1974-75  
 BEST START IN A SEASON: 11 consecutive wins (1975-76)

## Season — Records Individual

MOST POINTS: 701 by Len Bias 1984-85 (37 games)  
 MOST FIELD GOALS: 275 by Albert King, 1979-80 (31 games)  
 MOST FREE THROWS: 197 by Tom McMillen, 1971-72 (32 games)  
 MOST REBOUNDS: 412 by Len Elmore, 1973-74 (28 games)  
 BEST FIELD GOAL PCT.: .647 by Buck Williams (183-283), 1980-81  
 BEST FREE THROW PCT.: .908 by Greg Manning, 1979-80 (31 games, 79 of 87)  
 BEST SCORING AVERAGE: 23.3 by Will Hetzel, 1968-69 (26 games 605 points)  
 BEST REBOUNDING AVERAGE: 14.7 by Len Elmore, 1973-74 (28 games)  
 MOST CONSECUTIVE FREE THROWS MADE: 30 by Albert King, 1979-80  
 MOST CONSECUTIVE FIELD GOALS MADE: 15 by Greg Manning (over 2 games) Maryland and ACC record, 1980-81

## Career Records


MOST POINTS SCORED: 2058 by Albert King (1977-81)  
 BEST SCORING AVERAGE: 20.5 by Tom McMillen in 1971-74 (88 games 1,807 points)  
 MOST FIELD GOALS: 862 by Albert King (1977-81)  
 MOST FREE THROWS: 409 by Tom McMillen in 1971-74 (88 games, 512 attempts)  
 BEST FIELD GOAL PERCENTAGE: .615 by Buck Williams (446-725) (3 seasons, 1978-1981); .583 by Greg Manning (623-1028) (4 seasons, 1977-81)  
 BEST FREE THROW PERCENTAGE: .858 by Greg Manning (315-367) (1977-81)  
 MOST REBOUNDS: 1,053 by Len Elmore, 1971-74 (86 games)  
 MOST CONSECUTIVE FREE THROWS MADE: 32 by Bob O'Brien in 1955-56 (last 5 in opening game of 1956 season)  
 MOST VARSITY GAMES PLAYED IN: 130 by Jeff Adkins (1981-1984)  
 MOST CONSECUTIVE GAMES PLAYED IN (VARSITY): 109 by Ernest Graham (1977-81)  
 MOST CONSECUTIVE FIELD GOALS: 15 by Greg Manning (over 2 games) Maryland and ACC Record  
 CAREER GAMES STARTED: 112 by Albert King (1977-81) (John Lucas had 107)

## All-Time Team Records

MOST CONSECUTIVE WINS AGAINST NON-ACC OPPONENTS: 31 (1970-73)  
 MOST CONSECUTIVE WINS: 14 over 1971-72 and 1972-73 seasons  
 MOST CONSECUTIVE 20 VICTORY SEASONS: 5 (1971-72 to 1975-76)

# Regular Season Tournament Records

SOUTHERN CONFERENCE			ATLANTIC COAST CONFERENCE		
1923-24			1953-54		1971-72
Md.	34 VMI	19	Md.	75 Clemson	59
	25 Georgia	29		56 Wake Forest	64
1924-25			1954-55		1972-73
Md.	27 Alabama	21	Md.	67 Virginia	68
	16 N.C. State	30	1955-56		Md.
1925-26			Md.	69 Duke	94
Md.	19 Miss. Aggies	22	1956-57		1973-74
1926-27			Md.	71 Virginia	68
Md.	22 Georgia	27		64 South Carolina	74
1927-28			1957-58		Md.
	Did not enter		Md.	70 Virginia	66
1928-29				71 Duke	65
Md.	35 Mississippi	37		86 North Carolina	74
1929-30			1958-59		1974-75
Md.	21 Kentucky	26	Md.	65 Virginia	66
1930-31			1959-60		Md.
Md.	37 LSU	33	Md.	58 N.C. State	74
	19 North Carolina	17	1960-61		1975-76
	26 Georgia	25	Md.	91 Clemson	75
	29 Kentucky	27		76 Wake Forest	98
1931-32			1961-62		1976-77
Md.	24 Florida	39	Md.	58 Duke	71
1932-33			1962-63		Md.
Md.	28 South Carolina	65	Md.	41 Wake Forest	80
1933-34			1963-64		1977-78
Md.	37 Washington & Lee	45	Md.	67 Clemson	81
1934-35			1964-65		Md.
	Did not enter		Md.	61 Clemson	50
1935-36				67 N.C. State	76
Md.	47 Duke	35	1965-66		1980-81
	32 Washington & Lee	38	Md.	70 North Carolina	77
1936-37			1966-67		Md.
Md.	35 N.C. State	42	Md.	54 South Carolina	57
1937-38			1967-68		1981-82
Md.	45 Citadel	43	Md.	54 N.C. State	63
	32 Duke	35	1968-69		Md.
1938-39			Md.	71 South Carolina	92
Md.	47 Richmond	32	1969-70		1982-83
	53 N.C. State	29	Md.	57 N.C. State	67
	27 Clemson	39	1970-71		Md.
1939-40			Md.	63 South Carolina	71
Md.	43 Washington & Lee	30			1983-84
	32 Duke	44			Md.
1940-41					
	Did not enter				69 N.C. State
1941-42					66 Wake Forest
	Did not enter				74 Duke
1942-43					1984-85
	Did not enter				Md.
1943-44					73 Duke
Md.	23 N.C. State	42			86
1944-45					
Md.	49 Duke	76			
1945-46					
Md.	27 N.C. State	54			
1946-47					
Md.	43 N.C. State	55			
1947-48					
Md.	51 Davidson	58			
1948-49					
Md.	61 North Carolina	79			
1949-50					
	Did not enter				
1950-51					
Md.	50 Clemson	48			
	45 N.C. State	54			
1951-52					
Md.	48 Duke	51			
1952-53					
Md.	74 Duke	65			
	59 Wake Forest	61			



# Records Against All Opponents

	W	L		W	L
Alabama	2	0	Michigan	1	2
American University	3	1	Michigan State	1	1
Appalachian State	2	0	Minnesota	2	0
University of Arizona	1	0	Mississippi	0	1
Arizona State University	1	0	Mississippi Aggies	0	1
Air Force	2	0	Mississippi State	0	2
Army	3	8	Montana State	1	0
Bainbridge Naval Station	0	2	Navy	29	26
Baltimore University	2	0	Nevada/Las Vegas	1	2
Biscayne	1	0	New Mexico A&M	0	1
Boston College	2	0	New York University	1	0
Boston University	2	0	Niagara	1	0
Brown	3	0	North Carolina-Charlotte	1	0
Bucknell	4	0	North Carolina	33	79
Buffalo	4	0	North Carolina State	38	54
Canisius	7	0	Northeastern	0	0
Catholic	11	6	Northwestern	0	1
Cincinnati	1	1	Notre Dame	6	6
Citadel	1	0	Ohio State	2	2
City College of New York	1	1	Ohio University	2	0
Clemson	59	27	Ohio Wesleyan	0	1
Columbia	2	0	Oklahoma State	1	0
Connecticut	0	1	Old Dominion	2	0
Creighton	1	0	Pennsylvania	1	11
Davidson	6	3	Penn State	8	6
Dayton	2	0	Pittsburgh	3	1
Delaware	2	0	Princeton	3	3
DePaul	1	0	Providence	0	1
DePauw	2	0	Quantico Marines	2	2
Dickinson	1	0	Randolph Macon	3	1
Duke	47	63	Rhode Island	2	0
Duquesne	6	0	Rhode Island State	0	1
East Carolina	5	0	Richmond	23	14
Eastern Kentucky	1	0	Rutgers	2	2
East Tennessee	1	0	St. Francis (Pa.)	1	0
Evansville	1	0	St. John's (Md.)	9	3
Farleigh Dickinson	1	0	St. John's (N.Y.)	1	1
Florida	0	1	St. Joseph's	3	1
Fordham	6	2	St. Peter's	1	0
Fort Belvoir	0	1	San Francisco	1	0
Gallaudet	6	1	Santa Clara	1	0
George Mason	1	0	Seton Hall	2	1
Georgetown	34	23	South Carolina	29	23
George Washington	30	22	Southern California	1	0
Georgia	1	4	Southern Illinois	0	1
Georgia Tech	11	8	Stevens Institute	4	1
Hampden-Sydney	2	2	Syracuse	5	0
Hofstra	1	0	Tampa	2	0
Holy Cross	3	0	Temple	1	1
Houston	1	1	Tennessee	1	2
Illinois	0	1	Tennessee Chattanooga	2	0
Indiana	1	1	Texas El Paso	1	1
Jacksonville	1	0	Texas Tech	1	0
Johns Hopkins	19	5	Towson State	3	0
Kansas	0	2	Tulsa	1	0
Kansas State	1	0	UCLA	1	3
Kent State	1	0	U.S. Merchant Marine	1	2
Kentucky	3	4	Vanderbilt	1	0
Kentucky Wesleyan	1	0	Villanova	1	1
Kings Point	0	1	Virginia	78	43
Lafayette	2	0	Virginia Military Institute	40	10
LaSalle	1	0	Virginia Tech	22	4
Lehigh	1	0	Wake Forest	37	33
LIU	7	0	Wagner	1	0
LSU	2	0	Washington & Lee	26	24
Louisville	0	4	Washington College	13	4
Loyola (Md.)	1	4	West Virginia	11	18
Loyola (Louisiana)	1	0	Western Kentucky	2	0
Maine	1	0	Western Maryland	12	0
Marine Corps Institute	1	1	Wichita	1	0
Marshall	2	2	William & Mary	20	8
Maryland Eastern Shore	6	0	Wisconsin	0	2
Memphis State	0	2	Wyoming	1	0
Miami (Fla.)	3	3	Xavier	1	0
Miami (Ohio)	2	1	Yale	1	0

## All-Time High Scoring Games

130	East Carolina	106	1977-78	109	N.C. State	108	1977-78
129	Canisius	103	1978-79	109	Buffalo	70	1970-71
127	East Carolina	84	1975-76	109	Farleigh Dickinson	83	1980-81
127	Brown	82	1972-73	108	Johns Hopkins	65	1983-84
124	N.C. State	110	1978-79	107	George Washington	81	1965-66
122	Boston University	82	1975-76	107	West Virginia	92	1965-66
117	George Washington	96	1971-72	107	Canisius	80	1972-73
115	Miami (Ohio)	76	1979-80	107	Bucknell	97	1978-79
114	Marshall	89	1980-81	106	Bucknell	72	1976-77
113	Catholic	79	1979-80	106	North Carolina	94	1982-83
112	Fordham	73	1973-74	104	UMES	69	1983-84
111	Miami (Fla.)	77	1970-71	102	West Virginia (NCAA)	77	1983-84
111	Long Island Univ.	88	1975-76	101	Duke	90	1982-83
110	Virginia	75	1973-74				

# ALL-TIME SCORES

## Won 1 Lost 5 1918-19

Maryland	
27 Gallaudet	26
7 Catholic University	25
11 George Washington	25
9 Gallaudet	33
12 Catholic University	14
20 George Washington	53

No Teams for 1919-20 through 1922-23.

## Record Conf.

## 5-7 1-2 1923-24

Maryland	
41 George Washington	22
42 Gallaudet	28
13 Catholic	30
20 North Carolina	26
13 Virginia	26
24 Richmond	22
14 Catholic	20
19 George Washington	20
22 Washington & Lee	21
12 VMI	21

34 *VMI	19
25 *Georgia	29
*S.C. Tournament	

## 12-5 3-1 1924-25

Maryland	
24 Virginia	18 H
24 Columbia	23 A
21 Stevens Institute	17 A
16 Navy	23 A
30 Lafayette	15 H
18 Catholic	14 A
21 Stevens Institute	17 H
16 North Carolina	21 H
25 Gallaudet	14 H
16 Washington College	27 H
24 Princeton	38 A
22 CCNY	16 H
38 South Carolina	22 H
36 Virginia	25 A
27 Catholic	17 H

27 *Alabama	21
16 *N.C. State	30
*S.C. Tournament	

## 14-3 7-1 1925-26

Maryland	
40 Washington & Lee	27 H
21 Navy	12 A
30 Richmond	14 H
30 VMI	21 A
33 Washington & Lee	20 A
19 VPI	17 A
40 Gallaudet	13 H
30 Washington College	26 H
24 Stevens Institute	27 H
30 VPI	14 H
28 Virginia	34 A
23 North Carolina	22 H
25 West Virginia	15 H
41 Duke	20 H
30 Virginia	21 H
32 Princeton	26 H

19 Mississippi Aggies	22
-----------------------	----

## 10-10 6-4 1926-27

Maryland	
16 American	21 A
44 Washington & Lee	32 H
25 Michigan	39 A
17 Virginia	22 A
30 Navy	32 A
18 Washington College	22 H
34 Georgia	33 H
39 Gallaudet	26 H
27 Stevens Institute	18 H
28 North Carolina	23 H
23 North Carolina	32 H
26 Pennsylvania	21 A
32 Washington & Lee	34 A
32 VMI	15 A
29 Virginia	28 H
23 N.C. State	38 A
16 Washington College	21 A
32 Western Maryland	25 H
23 North Carolina	19 A

22 *Georgia	27
*S.C. Tournament	

## 14-4 8-1 1927-28

Maryland	
38 Washington & Lee	24
29 VPI	20
31 Washington & Lee	28
23 VMI	9
45 Gallaudet	20
37 Kentucky	7
20 Johns Hopkins	22
25 St. Johns College	22
26 Virginia	20
31 Stevens Institute	24
26 Navy	35
26 Pennsylvania	30
36 N.C. State	24
12 Virginia	34
22 Washington College	20
23 Johns Hopkins	19
30 VPI	10
30 Western Maryland	29

## 7-9 2-5 1928-29

Maryland	
30 William & Mary	20 H
18 Pennsylvania	30 A
20 Randolph Macon	33 H
30 Virginia	22 A
20 Johns Hopkins	30 H
20 St. Johns	18 H
22 Virginia	25 H
22 Washington & Lee	47 H
29 VPI	39 A
18 Washington & Lee	42 A
30 VMI	27 A
22 North Carolina	28 H
30 Navy	27 A
32 Western Maryland	17 H
19 Johns Hopkins	18 A

35 *Mississippi	37
*S.C. Tournament	

## 16-6 9-5 1929-30

Maryland	
27 William & Mary	23 H
27 Duke	28 H
37 Catholic	30 H
54 Virginia	20 H
41 Johns Hopkins	24 H
43 Navy	39 A
41 VPI	29 H
26 N.C. State	28 H
25 Washington & Lee	29 H
38 Western Maryland	17 H
36 North Carolina	24 H
34 VPI	23 A
44 VMI	25 A
21 Washington & Lee	36 A
51 Virginia	29 H
21 N.C. State	19 A
22 North Carolina	19 A
24 Duke	39 A
39 Johns Hopkins	24 A
39 VMI	21 H
41 St. Johns	25 H

21 *Kentucky	26
*S.C. Tournament	

## 18-4 8-1 1930-31

Maryland	
38 Gallaudet	27 H
38 VMI	18 A
36 Washington & Lee	21 A
32 Duke	24 H
30 Loyola	33 H
33 Johns Hopkins	20 A
44 VMI	20 H
33 VPI	16 H
31 Virginia	34 A
28 Washington & Lee	17 H
24 Catholic	21 A
33 North Carolina	31 H
32 Washington College	33 H
34 Virginia	21 H
45 Western Maryland	35 H
32 St. Johns	27 H
33 Navy	36 A
31 Johns Hopkins	22 H

37 *LSU	33
19 *North Carolina	17
26 *Georgia	25
29 *Kentucky	27
*S.C. Tournament (Champions)	

## 16-4 8-2 1931-32

Maryland	
30 Wisconsin	32 A
27 Loyola	28 H
42 Washington & Lee	38 A
43 VMI	28 A
26 Navy	15 H
36 Virginia	31 A
33 Johns Hopkins	26 A
38 VMI	20 H
51 VPI	16 H
39 Catholic	34 H
26 North Carolina	25 H
36 Washington College	16 H
35 Western Maryland	15 H
46 Virginia	18 H
49 Washington & Lee	19 H
24 St. Johns	20 H
26 North Carolina	32 A
20 Duke	18 A
38 Johns Hopkins	24 H
24 *Florida	39

## 11-9 7-3 1932-33

Maryland	
13 Wisconsin	22 H
40 VPI	20 A
30 Duke	28 H
29 VMI	30 A
40 Washington & Lee	43 A
27 Johns Hopkins	37 A
37 VPI	21 H
27 Catholic	29 A
21 Navy	59 A
19 Virginia	26 A
42 North Carolina	29 H
36 Georgia	40 H
35 Washington College	27 H
37 Virginia	28 H
46 Washington & Lee	28 H
45 VMI	29 H
34 St. Johns	22 H
37 Western Maryland	32 H
35 Johns Hopkins	31 H

28 *South Carolina	65
*S.C. Tournament	

## 11-8 6-1 1933-34

Maryland	
29 Michigan	25 H
17 Indiana	30 H
24 West Virginia	26 A
37 Duke	33 H
29 VPI	24 A
34 VPI	32 H
32 Johns Hopkins	37 A
43 Virginia	20 A
24 North Carolina	28 H
33 Catholic	25 H
27 Navy	46 A
28 Virginia	25 H
33 Richmond	44 H
49 Western Maryland	33 H
36 VMI	27 H
32 St. Johns	37 H
44 Washington College	33 H
32 Johns Hopkins	19 H

37 *Washington & Lee	45
*S.C. Tournament	

## 8-10 4-5 1934-35

Maryland	
25 Indiana	30 H
50 Ohio State	41 H
29 West Virginia	39 H
35 South Carolina	21 H
39 VMI	24 H
39 Duke	48 H
43 Washington College	27 H
31 North Carolina	39 H
36 Navy	43 A
44 Virginia	24 H
26 Richmond	56 H
24 Catholic	45 A
29 Washington & Lee	33 H
33 Virginia	32 A
41 Johns Hopkins	35 A
17 St. Johns	24 H
52 Johns Hopkins	25 H
24 Georgetown	25 H

## 14-6 3-3 1935-36

Maryland	
44 VMI	29 H
27 Washington & Lee	30 A
53 VMI	32 A
32 Navy	20 A
28 Richmond	24 H
55 Baltimore	33 H
46 Washington College	34 H
32 North Carolina	44 H
41 William & Mary	39 H
38 Duke	34 H
40 Virginia	34 H
26 West Virginia	51 A
54 Washington & Lee	55 H
40 St. Johns	28 H
29 Catholic	40 H
56 Washington College	30 A
45 Johns Hopkins	40 H
47 Georgetown	39 A

47 *Duke	35
32 *Washington & Lee	38
*S.C. Tournament	

## 9-11 4-8 1936-37

Maryland	
40 Richmond	51 A
54 Johns Hopkins	31 H
27 Washington & Lee	51 A
48 VMI	28 A
48 Western Maryland	36 H
31 Duke	34 A
41 Washington College	20 H
37 Virginia	23 H
33 N.C. State	35 A
24 North Carolina	41 A
30 Duke	34 A
37 Navy	53 A
35 North Carolina	44 H
41 William & Mary	29 H
45 VMI	28 H
35 Washington & Lee	41 H
27 Georgetown	39 H
37 St. Johns	39 A
41 N.C. State	35 H

35 *N.C. State	42
*S.C. Tournament	



**LOUIS "Bozie" BERGER**  
Maryland's First All-American  
Basketball Player  
1931 and 1932  
Played Pro Basketball  
with Cleveland

15-9 7-4 1937-38

Maryland		
26 Richmond	31	H
26 Michigan	33	H
50 Baltimore	32	A
43 Randolph Macon	27	H
29 Washington & Lee	31	A
42 VMI	27	A
39 Georgetown	57	A
40 Duke	35	H
24 North Carolina	43	A
34 Duke	44	A
42 VPI	35	H
34 Navy	37	A
27 NYU	42	H
36 Washington & Lee	32	H
45 William & Mary	38	H
43 VMI	33	H
49 Catholic	33	H
43 Washington College	42	A
39 Virginia	23	A
57 Dickinson	27	H
56 Johns Hopkins	30	H
38 St Johns	29	H
45 *Citadel	43	
32 *Duke	35	
*S.C. Tournament		

15-9 8-3 1938-39

Maryland		
34 Richmond	41	A
45 Clemson	35	H
44 Davidson	27	H
24 Pennsylvania	36	A
25 Army	45	A
37 Navy	47	A
37 Duke	34	H
34 North Carolina	32	H
34 Hampden-Sydney	25	H
31 Virginia	21	H
60 Duke	44	A
66 North Carolina	41	A
40 N.C. State	46	A
25 Georgetown	39	H
29 Washington & Lee	37	H
49 William & Mary	57	H
48 St. Johns	20	A
53 VMI	35	H
40 Catholic	38	A
24 George Washington	37	A
47 Washington College	37	H
47 *Richmond	32	
53 *N.C. State	39	
27 *Clemson	39	
*S.C. Tournament		

14-9 7-4 1939-40

Maryland		
48 Western Maryland	32	H
47 Randolph Macon	16	H
53 Clemson	26	H
34 Pennsylvania	41	A
51 Rutgers	39	A
53 Rhode Island State	59	A
32 Duke	30	H
35 Richmond	19	H
28 Georgetown	27	A
49 VPI	41	H
25 Washington & Lee	44	H
43 N.C. State	36	A
30 Clemson	48	A
30 South Carolina	33	A
37 Duke	48	A
49 Johns Hopkins	36	H
60 VMI	33	A
19 Washington & Lee	39	A
46 Catholic	31	H
27 VMI	25	H
26 George Washington	44	H
43 *Washington & Lee	30	
32 *Duke	44	
*S.C. Tournament		

1-21 0-13 1940-41

Maryland		
36 Richmond	48	H
24 Johns Hopkins	38	A
34 Clemson	48	H
32 Pennsylvania	43	A
26 Duke	40	H
41 Washington & Lee	59	A
30 VMI	64	A
34 Georgetown	51	A
36 North Carolina	55	H
17 Richmond	38	A
17 Duke	43	A
29 North Carolina	44	A
27 Navy	52	A
18 Virginia	47	A
15 Washington & Lee	42	H
28 George Washington	61	A
40 William & Mary	58	H
43 Connecticut	52	H
45 Rutgers	50	H
27 VMI	41	H
39 VPI	48	H
26 Washington College	18	H

7-15 3-8 1941-42

Maryland		
41 Richmond	23	A
34 William & Mary	39	A
36 West Virginia	63	A
15 Seton Hall	59	A
40 CCNY	57	A
48 St. Johns (NY)	64	A
35 Virginia	34	A
33 Duke	37	A
28 Washington College	25	H
51 Georgetown	42	A
29 George Washington	47	H
36 Virginia	26	H
41 VMI	46	A
44 Washington & Lee	52	A
28 Washington & Lee	30	H
47 Navy	61	A
42 William & Mary	32	H
27 West Virginia	41	H
32 Army	44	A
30 North Carolina	34	H
46 Duke	64	H
39 VMI	36	H

8-8 5-5 1942-43

Maryland		
32 Richmond	28	H
47 North Carolina	40	H
53 Virginia	49	H
49 Pennsylvania	51	A
40 Washington & Lee	50	A
34 VMI	35	A
43 George Washington	48	A
63 Navy	54	A
40 Army	44	A
43 Duke	46	H
55 Washington & Lee	35	H
56 Virginia	42	A
40 North Carolina	31	A
36 Georgetown	46	H
51 William & Mary	36	H
35 VMI	36	H

4-13 2-1 1943-44

Maryland		
33 Quantico Marines	59	H
39 Marshall	46	H
20 Bainbridge Navy	52	H
20 Virginia	52	A
43 VMI	36	H
43 Hampden-Sydney	51	H
25 Bainbridge Navy	78	A
29 Fort Belvoir	60	H
33 Catholic	31	H
26 Virginia	49	H
33 Catholic	53	A
34 Richmond	65	A
48 Woodrow Gen. Hosp.	26	H
25 Woodrow Gen. Hosp.	35	A
31 VMI	29	A
35 Navy	69	A
22 Army	85	A

23 \*N.C. State 42  
\*S.C. Tournament

2-14 2-5 1944-45

Maryland		
26 Gallaudet	27	H
28 North Carolina	53	A
24 Duke	51	A
32 N.C. State	46	A
33 Navy	70	A
46 VMI	28	H
34 Marine Corps Inst	50	H
42 N.C. State	57	H
42 Hampden-Sydney	43	H
26 Virginia	57	A
27 VMI	35	A
33 Virginia	61	H
53 William & Mary	46	A
41 Merchant Marine	54	A
34 Army	54	A

49 \*Duke 76  
\*S.C. Tournament

9-12 5-5 1945-46

Maryland		
61 Marine Corps Inst.	46	H
43 Marshall	50	H
47 Quantico Marines	50	H
25 Duke	59	A
47 N.C. State	39	A
28 North Carolina	64	A
35 Navy	44	A
37 N.C. State	33	H
45 Virginia	48	A
43 Duke	38	H
35 Hampden-Sydney	32	H
48 George Washington	35	H
31 North Carolina	33	H
37 Virginia	36	H
43 Merchant Marine	39	H
37 Richmond	31	H
36 William & Mary	42	A
33 West Virginia	35	H
25 Army	52	A
31 Merchant Marine	48	A

27 \*N.C. State 54  
\*S.C. Tournament

14-10 9-4 1946-47

Maryland		
43 West Virginia	81	A
49 Western Maryland	39	H
41 Johns Hopkins	36	H
62 Quantico Marines	48	A
42 North Carolina	58	A
39 Richmond	41	H
44 George Washington	43	H
65 Washington & Lee	60	A
57 VPI	49	A
61 VMI	50	A
61 North Carolina	57	H
27 Navy	55	A
59 Washington & Lee	50	H
55 Georgetown	49	H
48 George Washington	63	H
49 Richmond	68	A
55 VPI	42	H
38 Duke	40	H
47 Kings Point	73	A
57 Army	54	A
52 Citadel	40	H
53 VMI	45	H
54 Pennsylvania	80	A

43 \*N.C. State 55  
\*S.C. Tournament

11-14 9-7 1947-48

Maryland		
63 Western Maryland	58	H
52 Loyola	63	H
59 Davidson	58	A
64 Washington & Lee	70	A
53 VMI	46	A
64 Johns Hopkins	53	A
46 North Carolina	70	A
42 Duke	53	A
40 Georgetown	52	H
49 Clemson	42	A
44 Virginia	64	A
47 Navy	51	H
68 South Carolina	54	H
63 VMI	48	A
44 Army	48	



Gene Shue  
All American  
1953-54

64 Washington & Lee	38	H
49 George Washington	65	A
47 North Carolina	51	H
56 Virginia	68	H
60 Richmond	53	H
54 South Carolina	53	A
63 Clemson	61	A
62 Richmond	64	A
35 George Washington	59	H
51 *Davidson	58	
*S.C. Tournament		

9-18 8-7 1948-49

Maryland		
49 Temple	67	A
60 VPI	51	H
75 Loyola (Baltimore)	77	A
45 Richmond	54	H
47 Virginia	53	H
74 Clemson	50	H
47 North Carolina	55	A
49 Davidson	52	A
43 Virginia	79	A
51 Georgetown	53	A
67 Pennsylvania	81	A
46 Navy	52	A
54 George Washington	66	H
43 Miami (Ohio)	42	A
48 Miami (Ohio)	58	A
33 Cincinnati	70	A
53 VMI	45	A
66 Washington & Lee	60	A
79 South Carolina	49	H
42 North Carolina	66	H
52 Georgetown	56	H
57 South Carolina	56	A
49 Clemson	68	A
66 Richmond	51	A
42 George Washington	61	A
70 VMI	55	H
61 *North Carolina	79	
*S.C. Tournament		

7-18 5-13 1949-50

Maryland		
57 VPI	63	A
40 Tennessee	61	A
56 Virginia	66	A
65 Washington & Lee	46	H
52 Pennsylvania	54	A
55 Clemson	60	H
62 Navy	75	A
71 Ohio Wesleyan	75	H
53 North Carolina	55	A
46 Duke	58	A
71 Georgetown	65	A
52 William & Mary	56	H
49 Richmond	59	A
51 George Washington	72	H
56 William & Mary	64	A
65 VMI	53	H
56 North Carolina	69	H
61 VMI	62	A
67 Duke	57	H
56 South Carolina	61	H
70 Virginia	52	H
64 Davidson	61	H
67 Richmond	48	H
44 South Carolina	59	A
68 Clemson	70	A

16-11 11-8 1950-51

Maryland		
59 Virginia	57	H
65 Pennsylvania	74	A
48 William & Mary	41	H
46 Virginia	43	A
52 Washington & Lee	43	H
51 Rutgers	45	H
67 North Carolina	59	A
48 Richmond	42	A
47 Navy	51	A
58 Georgetown	47	H
57 VPI	66	H
56 North Carolina	55	H
57 Davidson	55	A
43 South Carolina	70	A
44 Clemson	50	A
65 Washington & Lee	83	A
46 VMI	41	A
47 South Carolina	37	H
64 West Virginia	70	H
40 Duke	49	H
50 William & Mary	55	A
54 Clemson	50	H
42 Richmond	33	H
47 George Washington	67	A
65 VMI	46	H
50 *Clemson	48	
45 *N.C. State	54	
*S.C. Tournament		

13-9 9-5 1951-52

Maryland		
59	Virginia	42 A
71	Washington & Lee	51 H
52	Pennsylvania	53 A
54	William & Mary	53 H
36	West Virginia	39 A
57	VMI	39 A
51	Washington & Lee	43 A
47	North Carolina	51 A
48	Navy	45 A
63	Virginia	53 H
55	Georgetown	40 H
55	Rutgers	61 A
71	North Carolina	51 H
64	VMI	46 H
55	Richmond	45 H
66	William & Mary	71 A
51	Duke	56 A
61	Georgetown	71 A
54	Richmond	50 A
56	George Washington	57 H
71	Davidson	48 H
48	*Duke	51
	*S.C. Tournament	

15-8 12-3 1952-53

Maryland		
71	Virginia	61 H
64	William & Mary	61 H
53	Pennsylvania	70 A
52	West Virginia	45 H
54	VMI	37 A
58	Washington & Lee	40 A
49	North Carolina	59 A
59	Virginia	56 A
63	Richmond	60 A
45	Georgetown	54 H
65	VPI	46 H
68	North Carolina	66 H
62	George Washington	63 A
70	VPI	56 A
46	Richmond	49 H
67	VMI	41 H
87	Washington & Lee	56 H
79	William & Mary	57 A
48	Georgetown	49 A
47	Navy	51 A
66	George Washington	53 H
74	*Duke	65
59	*Wake Forest	61
	*S.C. Tournament	

23-7 7-2 1953-54

Maryland		
53	South Carolina	49 A
81	Clemson	41 A
54	Wake Forest	71 A
69	William & Mary	54 A
71	West Virginia	87 A
60	VPI	52 H
79	South Carolina	48 H
65	Arizona State	50 A
66	Evansville	58 A
54	Ky. Wesleyan	37 A
72	Richmond	64 A
70	Virginia	64 H
75	Clemson	54 H
56	Georgetown	58 A
71	Richmond	73 H
68	George Washington	61 H
70	Virginia	56 A
61	Tampa	51 A
63	Miami (Fla.)	57 A
51	Washington & Lee	25 A
54	VPI	41 A
76	Washington & Lee	43 H
61	Navy	60 A
74	Wake Forest	53 H
61	Duke	68 H
53	Georgetown	50 H
57	George Washington	70 A
74	William & Mary	55 H
75	Clemson	59 ACC
56	Wake Forest	64 ACC
67	William & Mary	62 A
67	George Washington	73 H
63	North Carolina	61 H
68	Clemson	66 H
58	N.C. State	78 A
71	Wake Forest	75 A
57	Georgetown	48 A
67	Virginia	68 ACC

17-7 10-4 1954-55

Maryland		
60	Georgetown	43 H
49	Duke	47 H
58	Wake Forest	62 H
72	Virginia	69 A
61	Duke	68 A
70	North Carolina	60 A
58	Texas Tech	54 A
83	Rhode Island	66 A
78	Cincinnati	61 A
68	South Carolina	51 H
78	Virginia	65 H
71	Clemson	63 A
68	South Carolina	52 A
68	N.C. State	64 H
53	George Washington	75 A
60	Navy	54 A
67	William & Mary	62 A
67	George Washington	73 H
63	North Carolina	61 H
68	Clemson	66 H
58	N.C. State	78 A
71	Wake Forest	75 A
57	Georgetown	48 A
67	Virginia	68 ACC

14-10 7-7 1955-56

Maryland		
67	Virginia	55 H
52	William & Mary	51 H
61	Wake Forest	51 H
61	Kentucky	62 H
62	North Carolina	68 H
75	Michigan State	95 H
75	St. Francis	66 H
76	South Carolina	57 H
62	George Washington	48 H
71	Clemson	63 A
59	South Carolina	53 A
64	N.C. State	73 H
62	Duke	76 A
55	North Carolina	64 A
62	Georgetown	57 A
80	Navy	61 H
70	Duke	81 H
67	George Washington	46 A
81	Clemson	69 H
71	N.C. State	62 A
60	Wake Forest	76 A
60	Virginia	73 A
72	Georgetown	61 H
69	Duke	94 ACC

16-10 9-5 1956-57

Maryland		
67	Virginia	63 A
62	Fordham	68 H
59	Wake Forest	53 H
55	Kentucky	76 A
61	North Carolina	70 A
89	Montana State	72 A
43	New Mexico A & M	45 A
43	Virginia	39 A
59	Clemson	52 A

60	South Carolina	68 A
62	Duke	51 H
68	George Washington	48 A
66	South Carolina	59 H
82	Georgetown	69 H
79	N.C. State	66 H
60	Duke	72 A
84	George Washington	67 H
61	North Carolina	65 H
85	Virginia	64 H
56	N.C. State	49 A
58	Wake Forest	62 A
55	Navy	65 A
74	Clemson	56 H
62	Georgetown	59 A
71	Virginia	68 ACC
64	South Carolina	74 ACC

22-7 9-5 1957-58

Maryland		
64	George Washington	55 H
61	Fordham	58 A
71	Kentucky	62 H
72	Wake Forest	58 H
88	Navy	58 H
71	Vanderbilt	56 A
46	Memphis State	47 A
72	South Carolina	59 A
66	Clemson	73 A
74	Duke	49 H
74	North Carolina	61 H
55	Georgetown	45 A
48	N.C. State	57 H
64	Navy	51 A
87	Virginia	66 A
74	Wake Forest	67 A
72	Clemson	54 H
64	N.C. State	69 A
69	Virginia	56 H
59	Duke	68 A
59	North Carolina	66 A
56	Georgetown	46 H
99	South Carolina	59 H
70	Virginia	66 ACC
71	Duke	65 ACC
86	North Carolina	74 ACC
86	Boston College	63NCAA
67	Temple	71NCAA
59	Manhattan	55NCAA

10-13 7-7 1958-59

Maryland		
53	N.C. State	55 H
62	Northwestern	66 A
63	Virginia	56 H
56	Kentucky	58 A
50	Navy	53 H
68	Wake Forest	65 H
45	Mississippi State	56 A
54	Loyola	50 A
64	Duke	31 H
59	South Carolina	41 A
46	Clemson	55 A
61	Georgetown	53 H
69	Duke	78 A
57	North Carolina	64 A
53	Wake Forest	56 A
65	George Washington	66 H
37	N.C. State	53 A
77	Clemson	58 H
50	Virginia	62 A
69	North Carolina	51 H
67	Georgetown	56 A
75	South Carolina	45 H
65	Virginia	66 ACC

15-8 9-5 1959-60

Maryland		
64	George Washington	57 A
70	Virginia	62 H
59	Georgetown	48 H
47	Wake Forest	54 H
63	Indiana	72 A
76	Fordham	54 A
103	Yale	80 H
85	South Carolina	52 H
51	Georgetown	66 A
56	Duke	48 A
63	N.C. State	53 H
51	Navy	50 A
66	North Carolina	75 H
64	Wake Forest	65 A
44	Virginia	43 A
46	N.C. State	48 A
70	Clemson	55 H
71	Duke	61 H
86	George Washington	84 H
64	North Carolina	81
67	Clemson	59 A
72	South Carolina	55 A
58	N.C. State	74 ACC

14-12 6-8 1960-61

Maryland		
64	Penn State	47 H
57	Virginia	52 A
80	George Washington	68 H

64	Minnesota	53 A
78	Georgetown	67 A
60	Wake Forest	72 H
57	North Carolina	81 A
67	N.C. State	75 A
84	Wyoming	77 A
72	South Carolina	58 H
55	Georgetown	47 H
62	Duke	70 A
52	North Carolina	58 H
63	Navy	62 H
75	N.C. State	57 A
56	North Carolina	63 A
69	Wake Forest	78 A
59	Clemson	76 A
61	South Carolina	64 A
66	N.C. State	83 A
76	Duke	71 H
44	George Washington	63 A
77	Virginia	62 H
82	Clemson	80 H

8-17 3-11 1961-62

Maryland		
65	Penn State	71 A
78	Georgetown	79 H
68	N.C. State	73 H
75	Minnesota	69 H
79	Wake Forest	62 H
91	Virginia	70 A
62	Mississippi State	64 A
64	Louisville	83 A
67	George Washington	56 A
77	South Carolina	86 H
83	Georgetown	70 A
68	Duke	84 A
81	George Washington	67 H
61	N.C. State	68 A
71	Miami (Fla.)	68 A
58	Navy	67 A
79	North Carolina	62 H
68	South Carolina	85 A
61	Clemson	73 A
53	Duke	79 H
78	Wake Forest	81 A
67	North Carolina	70 A
68	Virginia	72 H
68	Clemson	75 H
58	Duke	71 ACC

8-13 4-10 1962-63

Maryland		
61	Penn State	62 H
70	Georgetown	79 A
56	Duke	92 A
74	N.C. State	76 H
67	Virginia	61 A
74	Wake Forest	85 H
68	South Carolina	63 H
74	George Washington	72 H
67	Navy	61 H
56	North Carolina	78 H
59	N.C. State	79 A
68	George Washington	67 A
73	Georgetown	72 H
68	North Carolina	82 A
60	Clemson	62 A
51	South Carolina	44 A
54	Wake Forest	75 A
69	Virginia	71 H
70	Duke	76 H
69	Clemson	67 H
41	Wake Forest	80 ACC

9-17 5-9 1963-64

Maryland		
68	Virginia	58 H
72	Georgetown	83 A
62	Penn State	91 A
72	N.C. State	62 H
74	West Virginia	72 H
56	Clemson	48 H
59	Tennessee	70 A
75	LSU	65 A
54	Arizona	57 A
82	Columbia	76 A
69	South Carolina	73 H
55	Navy	68 A
88	North Carolina	97 A
65	N.C. State	66 A
91	Wake Forest	82 A
80	George Washington	76 A
67	West Virginia	91 A
72	Duke	104 H
77	Wake Forest	79 H
74	North Carolina	64 H
73	Virginia	79 A
63	Duke	84 A
78	Georgetown	81 H
68	Clemson	83 A
64	South Carolina	74 A
67	Clemson	81 ACC



Tom McMillen  
1972, 73, 74

18-8 10-4 1964-65

Maryland		
72 Penn State	71 H	
82 George Washington	80 H	
59 Virginia	61 A	
62 N C State	63 H	
73 West Virginia	80 H	
82 Wake Forest	64 H	
61 Kansas	63 H	
66 Tulsa	59 A	
73 Miami (Fla.)	80 A	
76 North Carolina	68 H	
67 Clemson	65 A	
75 South Carolina	70 A	
77 Navy	58 H	
93 Wake Forest	85 A	
67 N C State	73 A	
91 North Carolina	80 A	
64 Duke	82 A	
86 West Virginia	78 A	
85 Georgetown	67 A	
52 Virginia	47 H	
70 Navy	57 A	
85 Duke	82 H	
88 Clemson	71 H	
73 South Carolina	59 H	
61 Clemson	50 ACC	
67 N C State	76 ACC	

14-11 7-7 1965-66

Maryland		
61 Penn State	65 A	
87 Wake Forest	66 H	
59 N C State	48 H	
62 Kansas	71 A	
63 Kansas State	57 A	
77 Georgetown	59 H	
74 West Virginia	76 A	
69 Houston	68 A	
77 Dayton	75 A	
52 North Carolina	67 A	
62 Virginia	65 H	
61 Duke	76 A	
58 N C State	60 A	
107 George Washington	81 A	
66 Clemson	71 A	
78 South Carolina	63 A	
76 North Carolina	66 H	
86 Wake Forest	78 A	
74 Navy	69 H	
107 West Virginia	92 H	
71 Virginia	64 A	
69 Duke	74 H	
56 South Carolina	42 H	
69 Clemson	81 H	
70 North Carolina	77 ACC	



Len Elmore  
All American  
1973, 1974

11-14 5-9 1966-67

Maryland		
76 Penn State	53 H	
54 N C State	38 A	
63 South Carolina	65 H	
85 Virginia	65 A	
50 Oklahoma State	49 A	
53 Memphis State	55 A	
59 Wake Forest	68 H	
66 Davidson	65 A	
57 Army	54 A	
60 N C State	55 H	
82 West Virginia	81 A	
69 Duke	72 H	
68 Clemson	48 H	
58 West Virginia	61 H	
53 South Carolina	80 A	
77 North Carolina	85 A	
78 George Washington	52 H	
49 Georgetown	80 A	
87 Virginia	76 H	
65 Navy	66 A	
58 Duke	81 A	
78 North Carolina	79 H	
61 Clemson	65 A	
64 Wake Forest	78 A	
54 South Carolina	57 ACC	

8-16 4-10 1967-68

Maryland		
71 Penn State	76 A	
84 George Washington	53 A	
62 N C State	75 H	
66 South Carolina	65 H	
60 Wake Forest	73 A	
53 Texas El Paso	70 A	
72 Southern Illinois	73 A	
59 South Carolina	68 A	
52 N C State	68 A	
79 West Virginia	75 H	
52 Duke	84 H	
93 Clemson	94 A	
76 Navy	72 H	
73 Miami (Fla.)	93 A	
67 North Carolina	73 H	
64 Duke	85 A	
66 West Virginia	83 A	
85 Virginia	76 H	
87 Wake Forest	74 H	
60 North Carolina	83 A	
81 Clemson	68 H	
68 Virginia	70 A	
68 Georgetown	60 H	
54 N C State	63 ACC	

8-18 2-12 1968-69

Maryland		
66 Penn State	56 H	
65 West Virginia	86 A	
67 South Carolina	79 A	
63 Princeton	72 H	
87 Wake Forest	95 A	
99 George Washington	96 H	
89 Marshall	80 A	
35 Miami (Fla.)	92 A	
69 Davidson	83 A	
95 Wichita	83 A	
71 Wake Forest	93 A	
69 N C State	85 A	
67 South Carolina	69 H	
85 Duke	96 A	
83 Clemson	78 H	
77 Virginia	78 H	
87 North Carolina	107 A	
81 N C State	86 H	
91 West Virginia	84 H	
83 Duke	93 H	
68 Navy	72 A	
78 Virginia	84 A	
86 North Carolina	88 H	
84 Clemson	83 A	
83 Georgetown	78 A	
71 South Carolina	92 ACC	

13-13 5-9 1969-70

Maryland		
97 Buffalo	77 H	
92 George Washington	71 A	
67 Princeton	75 A	
87 Wake Forest	104 H	
68 South Carolina	101 H	
54 Army	69 H	
94 Fordham	71 H	
94 Delaware	58 H	
57 N.C. State	91 A	
96 Wake Forest	88 A	
83 West Virginia	76 H	
44 South Carolina	55 A	
75 Clemson	63 A	
73 Navy	57 H	
97 Maine	68 H	
52 Duke	50 H	
69 North Carolina	77 H	
54 N.C. State	64 A	
81 Georgetown	71 H	
69 Virginia	71 A	

83 North Carolina	90 A	
76 Duke	87 A	
103 Clemson	85 H	
78 West Virginia	83 A	
79 Virginia	71 H	
57 N C State	67 ACC	

14-12 5-9 1970-71

Maryland		
86 Delaware	73 H	
109 Buffalo	70 H	
85 Lehigh	66 H	
72 Wake Forest	71 H	
70 South Carolina	96 A	
79 Georgetown	96 A	
80 Tampa	72 H	
111 Miami (Fla.)	77 H	
99 Richmond	67 H	
81 N C State	83 H	
31 South Carolina	30 H	
56 Clemson	52 H	
69 George Washington	67 H	
88 Loyola (Md.)	69 A	
70 North Carolina	105 A	
61 N C State	71 A	
88 Duke	79 A	
63 Virginia	78 A	
67 Duke	70 H	
76 North Carolina	100 H	
56 Seton Hall	55 A	
45 Clemson	51 A	
81 West Virginia	83 H	
66 Wake Forest	72 A	
89 Virginia	84 H	
63 South Carolina	71 ACC	

27-5 8-4 1971-72

Maryland		
100 Brown	83 H	
118 George Washington	96 A	
57 Virginia (L)	78 A	
79 Georgetown	46 H	
86 Canisius	77 H	
73 Loyola	60 A	
102 Holy Cross	79 A	
103 Western-Kentucky	67 H	
90 St John's	69 H	
83 N C State	70 H	
61 Clemson	63 A	
49 Wake Forest	46 A	
85 Navy	60 A	
82 Buffalo	58 H	
72 North Carolina	92 A	
66 N C State	65 A	
77 Duke	58 H	
85 Duquesne	71 H	
78 Long Island Univ	60 A	
79 North Carolina	77 H	
67 Clemson	57 H	
76 Richmond	61 H	
59 Duke	68 A	
64 Wake Forest	56 H	
45 Virginia	42 H	
54 Clemson	52 ACC	
62 Virginia	57 ACC	
64 North Carolina	73 ACC	

67 St. Joseph's	55 NIT	
71 Syracuse	65 NIT	
91 Jacksonville	77 NIT	
100 Niagara	69 NIT	

23-7 7-5 1972-73

Maryland		
127 Brown	82 H	
82 Richmond	50 A	
107 Canisius	80 A	
99 Georgetown	73 A	
88 George Washington	79 H	
90 Georgia Tech	55 H	
90 Syracuse	76 H	
76 Kent State	58 H	
79 Clemson	75 A	
93 Virginia	74 H	
85 N C State	87 H	
76 Navy	67 A	
105 Wake Forest	76 H	
100 Long Island	73 H	
94 North Carolina	88 H	
78 N C State	89 A	
81 Duke	85 A	
83 Fordham	72 A	
93 Buffalo	64 H	
85 North Carolina	95 A	
69 Clemson	66 H	
81 Duquesne	71 A	
96 Duke	68 H	
60 Wake Forest	62 A	
92 Virginia	81 A	
77 Clemson	61 ACC	
73 Wake Forest	65 ACC	
74 N C State	76 ACC	
91 Syracuse	75 NCAA	
89 Providence	103 NCAA	

23-5 9-3 1973-74

Maryland		
64 UCLA	65 A	
106 Eastern Kentucky	57 H	
115 Georgetown	83 H	
78 San Francisco	60 A	
53 Santa Clara	32 A	
102 Holy Cross	75 H	
58 Boston College	37 H	
96 Richmond	60 A	
89 Clemson	60 H	
72 Wake Forest	59 A	
74 N C State	80 A	
112 Fordham	73 H	
72 Navy	50 A	
86 Canisius	73 H	
73 North Carolina	82 A	
80 N C State	86 H	
104 Duke	83 H	
88 Virginia	81 A	
92 George Washington	71 A	
91 North Carolina	80 H	
56 Clemson	54 A	
98 Duquesne	72 H	
64 Duke	61 A	
77 Wake Forest	68 H	
110 Virginia	75 H	
85 Duke	66 ACC	
105 North Carolina	85 ACC	
100 N C State	103 ACC	



John Lucas  
All American  
1975, 1976



24-5 10-2 1974-75

Maryland		
106	Richmond	81 H
99	Wake Forest	78 A
99	Long Island	84 H
104	Georgetown	71 A
113	DePauw	49 H
81	George Washington	67 A
105	Georgia Tech	67 H
75	UCLA	81 H
96	Appalachian State	50 H
90	Notre Dame	82 H
83	Duke	77 H
89	Wake Forest	73 H
103	N.C. State	85 H
87	Navy	73 A
82	Clemson	83 A
66	North Carolina	69 H
98	N.C. State	97 A
86	Virginia	79 H
65	Fordham	46 A
104	Duke	80 A
96	North Carolina	74 A
70	Virginia	51 A
103	Duquesne	82 A
70	Clemson	64 H
104	East Tennessee	87 H
85	N.C. State	87 ACC
83	Creighton	79NCAA
83	Notre Dame	71NCAA
82	Louisville	96NCAA

22-6 7-5 1975-76

Maryland		
127	East Carolina	84 H
99	DePauw	42 H
98	Richmond	71 A
122	Boston University	82 H
93	Georgia Tech	65 H
81	Fordham	56 H
70	UNC-Charlotte	60 H
104	Seton Hall	69 H
66	Princeton	59 H
111	Long Island	88 H
82	George Washington	72 A
93	Wake Forest	96 A
87	N.C. State	69 A
87	Navy	69 A
77	Clemson	82 H
93	North Carolina (ot)	95 A
102	N.C. State	84 H
69	Notre Dame	63 A
69	Virginia	66 A
102	Duke	91 H
69	North Carolina	81 H
98	Clemson	89 A
72	Georgetown	63 A
67	Duke	69 A
105	Wake Forest	91 H
81	Virginia	73 H
80	Duke (ot)	78 ACC
65	Virginia	73 ACC

19-8 7-5 1976-77

Maryland		
79	Notre Dame (ot)	80 H
86	Ball State	70 H
49	Long Island	45 H
58	Princeton	45 H
80	East Carolina	69 H
92	DePaul	74 H
76	Appalachian St.	74 H
106	Bucknell	72 H
84	Xavier	74 H
96	Syracuse	85 H
90	Richmond	87 H
85	Wake Forest (ot)	86 H
87	N.C. State	80 H
62	Navy	54 NEU.
71	Clemson	93 A
68	North Carolina	71 H
75	N.C. State	73 A
76	George Washington	86 H
82	Virginia	67 H
65	Duke (ot)	64 A
70	North Carolina	97 A
84	Clemson	78 H
88	Pittsburgh	75 H
85	Duke	72 H
81	Wake Forest	80 A
68	Virginia	77 A
72	N.C. State	82 ACC

15-13 3-9 1977-78

Maryland		
95	Bucknell	62 H
78	American	65 N
91	Georgetown	87 N
89	Penn State	80 N
130	East Carolina	106 H
90	George Washington	101 A
94	Long Island	64 H
99	Army	77 H
91	Western Kentucky	78 H
65	Georgia Tech	63 H
78	Duke	88 H
75	Wake Forest	84 A
82	N.C. State	88 A

74	Air Force	73 H
90	Clemson	75 H
71	North Carolina	85 A
73	N.C. State	80 H
54	Notre Dame	69 A
64	Virginia	66 A
81	Nevada Las Vegas	68 H
64	North Carolina	66 H
80	Clemson	75 A
86	Pittsburgh (ot)	89 A
70	Duke	81 A
91	Wake Forest	89 H
70	Virginia	79 H
109	N.C. State (3 ot)	108 ACC
69	Duke	81 ACC

19-11 6-6 1978-79

Maryland		
107	Bucknell	97 H
65	Georgetown	68 N
81	Air Force	68 A
88	Nevada Las Vegas	94 A
69	Penn State	61 N
86	Biscayne	60 H
82	East Carolina	71 H
124	N.C. State	110 H
129	Canisius	103 H
62	St. Joseph's (ot)	56 H
83	Southern California	79 H
84	George Washington	72 H
60	Wake Forest	66 H
82	N.C. State (2 ot)	81 A
84	Louisville	99 H
77	Clemson	93 A
53	North Carolina	54 H
82	Navy	62 H
61	Notre Dame	66 H
63	Virginia	69 H
78	Duke	87 A
67	North Carolina	76 A
77	Clemson	69 H
70	Duke	68 H
54	Wake Forest	53 A
72	Virginia	75 A
75	Clemson	67 ACC
79	North Carolina	102 ACC
67	Rhode Island (3 ot)	65 NIT
72	Ohio State	79 NIT

24-7 11-3 1979-80

Maryland		
82	U.M.E.S.	58 H
56	Penn State	55 N
71	Georgetown	83 N
72	Brown	59 H
113	Catholic	79 H
70	Georgia Tech	60 H
95	Bucknell	73 H
115	Miami (Ohio)	76 H
85	Temple	63 H
83	Georgia Tech	73 A
84	Wake Forest	76 A
62	N.C. State	67 A
95	Pittsburgh	88 H
84	Clemson	83 H
92	North Carolina	86 A
66	N.C. State	62 H
63	Notre Dame	64 A
63	Virginia	61 A
101	Duke	82 H
70	North Carolina	69 H
81	Clemson	90 A
99	Boston	76 H
85	East Carolina	72 H
61	Duke	66 A
83	Wake Forest	77 H
82	Virginia	71 H
52	Georgia Tech (ot)	49 ACC
91	Clemson	85 ACC
72	Duke	73 ACC
86	Tennessee	75NCAA
68	Georgetown	74NCAA

21-10 8-6 1980-81

Maryland		
86	Navy	64 H
95	American	65 H
96	Wagner	73 A
83	Syracuse	73 A
109	Fairleigh Dickinson	83 H
67	Louisville	78 A
82	N.C. State (ot)	75 H
66	Georgia Tech	55 A
114	Marshall	89 H
74	St. Joseph's	57 H
69	William & Mary	64 H
66	North Carolina	75 A
94	Duke	79 H
64	Virginia	66 H
68	Clemson (ot)	62 A
81	U M E S	65 H
70	Notre Dame	73 H
69	Pittsburgh (ot)	66 A
72	Georgia Tech	64 H
60	Wake Forest	67 A
54	Duke	55 A
72	Clemson	70 H
63	North Carolina	76 H
94	Wake Forest	80 H

76	N.C. State	72 A
63	Virginia	74 A
56	Duke	53 ACC
85	Virginia	62 ACC
60	North Carolina	61 ACC
81	Tenn-Chattanooga	69NCAA
64	Indiana	99NCAA

16-13 5-9 1981-82

Maryland		
49	St. Peter's	42 H
82	Lafayette	58 H
87	Long Island	79 H
74	George Mason	62 H
76	Md (Eastern Shore)	64 H
75	Towson State	59 H
53	N.C. State	74 A
90	Ohio University	64 H
43	Georgia Tech	45 H
57	UCLA	90 A
50	North Carolina	66 H
40	Duke	36 A
40	Virginia (ot)	45 A
62	Clemson	57 H
91	Canisius	73 H
51	Notre Dame	55 A
50	William & Mary	43 A
63	Georgia Tech	64 A
61	Wake Forest	56 H
77	Duke	60 H
94	Hofstra	59 H
56	North Carolina	59 A
66	Clemson	75 A
42	Wake Forest	48 A
38	N.C. State	52 H
47	Virginia (ot)	46 H
28	N.C. State	40 ACC
66	Richmond (NIT)	50 A
69	Georgia (NIT)	83 A

20-10 8-6 1982-83

Maryland		
79	Penn State	97 N
91	Md (Eastern Shore)	70 H
67	Canisius	66 A
56	St. Joseph's	64 H
85	Duquesne	64 H
66	Towson	56 H
80	UCLA (2 ot)	79 H
73	American	71 H
56	William & Mary	51 H
64	Virginia	83 H
71	North Carolina	72 A
67	Duke	86 H
80	Clemson	61 A
68	Notre Dame	67 H
55	Holy Cross	53 A
86	N.C. State	81 H
98	Navy	73 H
87	Old Dominion	67 H
77	Georgia Tech	68 H
66	Wake Forest	79 A
106	North Carolina	94 H
92	Clemson	88 H
101	Duke	90 A
60	Georgia Tech	70 A
83	Wake Forest	75 H
67	N.C. State	58 A
81	Virginia	83 A
58	Georgia Tech (ot)	64 ACC
52	Tenn-Chattanooga	51NCAA
50	Houston	60NCAA

24-8 9-5 1983-84  
ACC CHAMPIONS

Maryland		
108	Johns Hopkins	65 H
68	Ohio State	72 N
77	Canisius	55 H
67	Penn State	58 N
78	Duquesne	67 A
104	U.M.E.S.	69 H
89	Boston College	76 H
58	Randolph-Macon	52 H
96	LaSalle	83 H
59	N.C. State	55 A
58	William & Mary	44 H
62	North Carolina	74 H
81	Duke	75 A
85	Clemson	72 H
69	Old Dominion	58 A
47	Notre Dame	52 A
67	Virginia	66 A
70	Georgia Tech	71 A
87	Wake Forest	90 A
84	Duke	89 H
61	Dayton	59 H
66	Clemson	65 A
63	North Carolina	78 A
90	Georgia Tech	74 H
79	Wake Forest	79 H
63	N.C. State	50 H
74	Virginia	65 H
69	N.C. State	63 ACC
66	Wake Forest	64 ACC
74	Duke	62 ACC
102	West Virginia	77 NCAA
70	Illinois	72 NCAA

25-12 8-6 1984-85

Maryland		
56	Kansas	58 N
54	Alaska	52 A
72	Tennessee	49 N
56	West Virginia	47 H
95	Cleveland State	84 H
59	Alabama	56 A
76	Ohio State	73 H
87	U M E S	48 H
88	Loyola	74 A
78	Iowa (ot)	68 N
79	Hawaii	71 A
69	Georgia Tech	70 N
58	N.C. State	56 H
63	Dayton	67 A
74	North Carolina	75 A
78	Duke (ot)	76 H
94	Clemson	84 H
76	U N L V	78 A
99	Holy Cross	75 H
77	Notre Dame	65 H
77	Villanova	74 H
71	Virginia	58 H
60	Georgia Tech	72 H
87	Old Dominion	75 H
64	Wake Forest	62 A
62	Duke	70 A
54	North Carolina	60 H
64	Clemson	71 A
43	Georgia Tech	48 A
91	Towson State	38 H
69	Wake Forest	66 H
71	N.C. State	48 A
60	Virginia	55 A
73	Duke	86 ACC
69	Miami (OH) (ot)	68 NCAA
64	Navy	59 NCAA
43	Villanova	46 NCAA



Albert King  
All American  
1979-80

# All-Time Statistical Leaders

## CAREER SCORING

2,058	Albert King	1977-81
2,017	Adrian Branch	1981-84
2,015	John Lucas	1972-76
1,807	Tom McMillen	1971-74
1,607	Ernest Graham	1977-81
1,561	Greg Manning	1977-81
1,406	Len Bias	1982-
1,397	Gene Shue	1951-54
1,370	Will Hetzel	1967-70
1,300	Jay McMillen	1964-67
1,266	Bob Kessler	1953-56
1,235	Jim O'Brien	1970-73
1,219	Steve Sheppard	1974-76
1,198	Larry Gibson	1975-79
1,161	Mo Howard	1972-76
1,153	Buck Williams	1978-81
1,094	Gary Ward	1963-66
1,026	Brad Davis	1974-76
1,017	Len Elmore	1971-74
1,016	Lee Brawley	1949-52
1,007	Lawrence Boston	1975-78
987	Pete Johnson	1966-69
972	Bob O'Brien	1954-57
935	Al Bunge	1957-60
875	Jerry Greenspan	1960-63
861	Nick Davis	1954-57
868	Rod Horst	1967-70
854	Bruce Kelleher	1958-61

## SINGLE SEASON SCORING

701	Len Bias	1984-85
674	Albert King	1979-80
671	Adrian Branch	1984-85
667	Tom McMillen	1971-72
654	Gene Shue	1953-54
616	Tom McMillen	1972-73
605	Will Hetzel	1968-69
564	John Lucas	1973-74
559	Albert King	1980-81
557	John Lucas	1975-76
541	Adrian Branch	1982-83
524	Tom McMillen	1973-74
512	Jay McMillen	1964-65
508	Gene Shue	1952-53
499	Ernest Graham	1978-79
498	Jim O'Brien	1972-73
494	Steve Sheppard	1975-76
491	Ben Coleman	1983-84
490	Bob Kessler	1955-56
488	Len Bias	1983-84
487	Bob Kessler	1954-55
483	Ernest Graham	1979-80
482	Buck Williams	1980-81
471	Greg Manning	1979-80
469	John Lucas	1974-75
469	Gary Ward	1964-65
454	Ben Coleman	1982-83
448	Ernest Graham	1980-81
444	Albert King	1978-79
442	Adrian Branch	1981-82
431	Owen Brown	1974-75
430	Larry Gibson	1978-79
430	Gary Ward	1965-66
428	Rod Horst	1969-70
424	John Lucas	1972-73
423	Lawrence Boston	1977-78
422	Greg Manning	1980-81
416	Steve Sheppard	1974-75
414	Will Hetzel	1969-70
401	Charles McNeil	1958-59

## SINGLE SEASON REBOUNDING

412	Len Elmore	1973-74
363	Buck Williams	1980-81
351	Len Elmore	1971-72
336	Bob Kessler	1955-56
323	Buck Williams	1978-79
321	Tom Roy	1974-75
318	Will Hetzel	1968-69
306	Tom McMillen	1971-72
290	Len Elmore	1972-73
289	Al Bunge	1959-60
284	Tom McMillen	1972-73
279	Bob McDonald	1960-61
271	Gary Ward	1964-65
269	Tom McMillen	1973-74
269	Ben Coleman	1983-84
265	Al Bunge	1957-58
263	Bob Kessler	1954-55
258	Rod Horst	1969-70
257	Larry Gibson	1978-79
253	Larry Gibson	1977-78
251	Len Bias	1984-85
250	Bob Everett	1954-55
249	Lawrence Boston	1975-76
246	Steve Sheppard	1975-76
242	Buck Williams	1979-80
242	Ben Coleman	1982-83
241	Al Bunge	1958-59
241	Gary Ward	1965-66
241	Derrick Lewis	1984-85

## COLE FIELD HOUSE RECORDS

<b>Team Scoring:</b>	141	by Maryland Freshmen vs Kings College Dec. 13, 1969
<b>Field Goals:</b>	62	by Maryland Freshmen vs Kings College 1961
<b>Individual Scoring:</b>	48	by Tom Baxley vs Virginia Freshmen, 1961
	48	by Tom Baxley vs Bainbridge Prep, 1961
	48	by Tom McMillen vs Georgetown Freshmen, 1971
<b>Field Goals:</b>	21	by Tom McMillen vs Georgetown Freshmen, 1971
<b>Rebounds:</b>	31	by Tom McMillen vs West Virginia Freshmen, 1971

# LEFTY'S ALL-AMERICANS

**FRED HETZEL** — Davidson — 1964-65

2032 Career Points  
1094 Career Rebounds

**DICK SNYDER** — Davidson — 1966

1693 Career Points

**MIKE MALOY** — Davidson — 1969

1191 Career Points  
768 Career Rebounds

**TOM McMILLEN** — Maryland — 1971-72-73

1807 Career Points  
859 Career Rebounds

**LEN ELMORE** — Maryland — 1973-74

1017 Career Points  
1053 Career Rebounds (ALL-TIME RECORD)

**JOHN LUCAS** — Maryland — 1975-76

2015 Career Points  
514 Career Assists (ALL-TIME RECORD)

**ALBERT KING** — Maryland — 1980-81

2058 Career Points (ALL-TIME RECORD)  
715 Career Rebounds

**LEN BIAS** — Maryland — 1982-

1985 All-American as Junior

## COACH DRIESELL'S ALL-TIME COLLEGE COACHING STATISTICS

YEAR	Shooting						Rebounds		Scoring		W	L
	FGA	FGM	PCT	FTA	FTM	PCT	MD	OPP	MD	OPP		
1960-61	1,321	571	.432	596	407	.683	41.6	38.9	67.4	69.8	9	14
1961-62	1,411	617	.437	679	493	.726	42.7	39.4	69.1	69.8	14	11
1962-63	1,632	792	.485	641	477	.744	42.8	33.9	76.3	65.8	20	7
1963-64	1,644	894	.543	722	534	.739	45.2	34.3	89.3	70.5	22	4
1964-65	1,784	908	.509	672	484	.720	47.3	38.4	88.5	70.9	24	2
1965-66	1,713	877	.512	739	563	.762	43.2	37.4	82.8	70.8	21	7
1966-67	1,645	760	.466	709	537	.757	43.0	40.1	76.6	71.1	15	12
1967-68	1,791	885	.494	795	562	.708	46.6	37.6	80.5	68.9	24	5
1968-69	2,105	984	.467	886	645	.728	51.0	39.2	87.1	73.6	27	3
1969-70	1,709	781	.457	586	417	.712	42.5	41.6	76.1	74.7	13	13
1970-71	1,650	735	.445	715	480	.715	44.4	40.3	75.0	73.4	14	12
1971-72	1,877	929	.495	786	586	.746	43.4	32.5	76.4	65.8	27	5
1972-73	2,094	1,089	.520	606	435	.718	45.4	34.8	87.1	74.2	23	7
1973-74	1,983	1,012	.510	504	376	.746	48.9	38.1	85.7	69.0	23	5
1974-75	1,918	1,049	.547	672	509	.757	43.5	34.5	89.9	74.6	24	5
1975-76	1,854	996	.537	629	477	.758	40.2	36.6	88.2	74.3	22	6
1976-77	1,645	850	.516	566	415	.733	38.8	36.2	78.3	74.1	19	8
1977-78	1,829	935	.509	599	433	.722	42.4	37.7	82.1	79.5	15	13
1978-79	1,897	954	.503	600	430	.717	38.5	34.5	77.9	74.7	19	11
1979-80	1,789	985	.551	706	511	.724	35.1	32.3	80.0	71.8	24	7
1980-81	1,774	943	.532	649	467	.720	35.3	30.8	75.9	69.8	21	10
1981-82	1,359	651	.479	634	476	.751	30.2	27.7	61.3	58.8	16	13
1982-83	1,672	820	.490	724	496	.685	36.6	34.1	74.1	71.4	20	10
1983-84	1,745	941	.539	702	509	.725	33.7	33.1	74.7	67.2	24	8
1984-85	2,065	1,038	.503	708	526	.743	32.0	33.0	70.3	65.0	25	12

# Lefty's Pro Picks

1971

**BARRY YATES**

8th Round  
Philadelphia 76'ers

1973

**BOB BODELL**

10th Round  
Seattle Supersonics

**JIM O'BRIEN**

3rd Round  
Portland Trailblazers  
New York Nets

**HOWARD WHITE**

14th Round  
Washington Bullets

1974

**TOM McMILLEN\***

1st Round - 9th Pick  
Buffalo Braves  
Atlanta Hawks  
Washington Bullets

**LEN ELMORE**

1st Round - 13th Pick  
Washington Bullets  
Milwaukee Bucks  
New Jersey Nets  
New York Knicks  
Retired this fall to enter Harvard  
Law School.

1975

**OWEN BROWN**

9th Round  
Phoenix Suns

**MO HOWARD**

2nd Round  
Cleveland Cavaliers

**TOM ROY**

2rd Round  
Portland Trailblazers

1976

**JOHN LUCAS\***

1st Round - 1st Pick  
Houston Rockets

Golden State Warriors  
Washington Bullets  
San Antonio Spurs  
Houston Rockets

1977

**BRAD DAVIS\***

1st Round - 15th Pick  
Los Angeles Lakers  
Dallas Mavericks

**STEVE SHEPPARD**

2nd Round  
Chicago Bulls

1978

**LAWRENCE BOSTON**

4th Round  
Washington Bullets

1979

**LARRY GIBSON**

3rd Round  
Milwaukee Bucks  
Italy

1981

**BUCK WILLIAMS\***

1st Round - 3rd Pick  
New Jersey Nets

**ALBERT KING\***

1st Round 10th Pick  
New Jersey Nets

**ERNEST GRAHAM**

3rd Round  
Philadelphia 76ers

**GREG MANNING**

7th Round  
Denver Nuggets

1982

**CHARLES PITTMAN\***

3rd Round  
Phoenix Suns

1984

**BEN COLEMAN**

2nd Round  
Chicago Bulls

**HERMAN VEAL**

6th Round  
Phoenix Suns

**MARK FOTHERGILL**

8th Round  
Phoenix Suns

1985

**ADRIAN BRANCH**


2nd Round  
Chicago Bulls

**JEFF ADKINS**

7th Round  
Chicago Bulls

\* Playing on 1985-86 NBA team

# TERPS NOW IN NBA



Tom McMillen



John Lucas



Charles Pittman



Charles "Buck" Williams



Albert King



Brad Davis



## Dr. John S. Toll

President

As president of a major research University with five campuses and 87,800 students worldwide, John S. Toll devotes considerable energy to strengthening excellence in teaching, research, and public service. He is committed to the University's effort to develop programs of high quality, to retain and attract outstanding faculty and students, and to extend the University's expertise throughout society. As a highly respected leader in higher education, he has created new partnerships with industry, government, schools, and other institutions in this region.

In the past two years, milestones in the University's progress have included two Pulitzer Prizes for faculty members and important developments in medical research and treatment, in biotechnology, and in many other areas, among them:

- The National Science Foundation awarded the College Park campus a \$16-million grant to establish a Systems Research Center, one of six national centers of excellence in engineering.
- The University of Maryland Foundation's high-tech research park has been selected as the site for the national Supercomputing Research Center.
- Three private gifts of \$1.5-million each gave great impetus to the University's thrust to increase the level of private support. More than 25,000 alumni, parents, and friends also made gifts to the University during 1983-84, for a record level of private philanthropic support of \$10.4 million. "Our future will



be built on the twin pillars of private and public support," says Dr. Toll.

- The arts flourish at Maryland, including the highly acclaimed Handel Festival; the travelling exhibit on "350 Years of Maryland Art and Architecture"; the gala 15th anniversary of the Maryland International Piano Festival and Competition; and numerous other cultural events.

John Toll graduated from Yale with highest honors and earned his advanced degrees in physics at Princeton. During his distinguished career as a theoretical physicist and educator, for 12 years he chaired the physics department at the College Park campus and led it to national prominence. He then served as president of the State University of New York at Stony Brook from 1965 to 1978, when he returned to Maryland to become the University's 22nd president. An avid jogger and tennis player, Dr. Toll and his wife Deborah have two daughters.



## Dr. John Brooks Slaughter

Chancellor

Since his undergraduate days Dr. Slaughter has been active in humanitarian affairs. As chapter president of Zeta Sigma Lambda Chapter of Alpha Phi Alpha Fraternity, Inc., (San Diego) from 1957 to 1959 he participated in cultural, social, and educational activities directed toward the enhancement of the black community in San Diego. As president of the Board of Directors of the San Diego Urban League he was concerned with providing equal opportunities in education, employment, housing, and social services.

Prior to assuming his responsibilities at the University of Maryland he served as Academic Vice President and Provost at Washington State University and as Director of the National Science Foundation. In his inauguration address to the College Park campus on May 3, 1983, he set the course for his administration: "I want to see this campus continue its vigorous pursuit of academic excellence while reaching out to a more diversified student body. I want the University of Maryland at College Park to set a national standard for excellence and equality. As we pursue these goals, we must also enhance our contributions to the State. Finally, I am committed to a university that is a community, a community that takes pride in itself and touches each person involved in the campus with pride."

John Brooks Slaughter, the third Chancellor of the College Park Campus, is a distinguished scientist and a dedicated humanitarian as well as an able administrator. His research specialities are in the fields of electrical engineering and computer systems. His accomplishments in these fields have brought him high recognition. He is a Fellow in the Institute of Electrical and Electronic Engineers and the American Association for the Advancement of Science. He holds membership in the National Academy of Engineering, was selected U.C.L.A. Engineering Alumnus of the Year (1978), received the Distinguished Service Award from the National Science Foundation (1979), and was recognized for Distinguished Service in Engineering by Kansas State University (1981).

**Dr. Betty F. Smith**  
Chairperson, Athletic Council  
Faculty Representative For Athletic Department



Dr. Smith was appointed to the all important position as Chairperson of the Athletic Council by Chancellor John B. Slaughter, June 1, 1985. She succeeds Dr. Charles A. Taff who chaired this important University and Atlantic Coast Conference athletic supervision responsibility since 1978. With her appointment, Dr. Smith has the distinction and privilege as

the first female educator to be named to the position in the Conference.

Dr. Smith came to the University in August, 1970, as Professor and Chairman of the Department of Textiles and Consumer Economics. She continues to serve in this capacity. Prior to joining the faculty at Maryland, she was a member of the faculty at Cornell University.

A native of Arkansas, she received her B.S. degree at the University of Arkansas, 1951; an M.S. degree from the University of Tennessee, 1957; a Ph.D. degree in Textiles from the University of Minnesota; and another Ph.D. degree in Biochemistry, also from Minnesota in 1965.

In 1971, Dr. Smith was elected a Fellow of the Textile Institute. She teaches and conducts research in textile chemistry. She belongs to numerous professional societies, including the American Chemical Society, Sigma Xi, the Fiber Society, and the American Economics Association.

Dr. Smith has approximately 70 publications and papers from her research in textiles. She is co-author of a book, *Introduction to Textiles*, (Smith and I. Block) which was published by Prentice-Hall in Spring, 1982. In 1984, Dr. Smith was named a distinguished Alumna of Southern University.

Since coming to the University, Dr. Smith has served on numerous Department, College, and University committees.

While having some time to relax from her heavy academic assignments, Dr. Smith is an avid golfer.

**Francis A. Gray, Jr. (Maryland '43)**  
Associate Athletic Director



Frank Gray joined the athletic department as Administrative Director in 1972. He is primarily responsible for the fiscal program of the department with an operating budget of approximately \$6,000,000.

A native of Maryland and 1943 graduate of the University with a degree in Agriculture Economics and Farm Management, he began his professional career with the University as an Assistant County Agricultural Agent.

He entered private industry in 1955 but returned to the University in 1960 as Associate Dean of Student Life. During his 12 years prior to joining the Athletic Department he served two years as Acting Dean for Student Life and has served as Administrative Director for the Executive Dean for Student Life, the Vice President for Student Affairs and the Vice Chancellor for Student Affairs.

**Randy Hoffman (Maryland '74)**  
Associate Athletic Director



Randy Hoffman was named Associate Athletic Director in 1982 after serving as Assistant Athletic Director and Director of Sports Marketing. He received his initial bachelors degree from the University in 1974, a second bachelor's in Business Management in 1980 and is currently completing his Master's program in Administration. He has also served

as the Assistant Golf Coach, Head Golf Coach and Director of Golf Facilities.

As Associate Athletic Director he is primarily responsible for the academic support unit, marketing, student housing, financial aid, television and the University of Maryland radio network.

Randy came to Maryland from Lewisburg, Pennsylvania where he captained the football, basketball and golf teams and was an All-Conference quarterback. He is a member of the Terrapin Club and Alumni "M" Club.

**Robert T. Stumpff (Maryland '68)**  
Associate Athletic Director



Bob Stumpff returned to the athletic department in July 1980 as Associate Athletic Director for Business Affairs. He now supervises the game day operations of Byrd Stadium and Cole Field House. He is responsible for the daily operation of all athletic facilities, including security and scheduling. He also coordinates the departments' insurance programs and

the personnel and payroll functions.

Bob initially came to the University from Lewistown, Pa., where he was on the wrestling and track teams. As an undergraduate at Maryland, he was the manager of the wrestling team. Bob received his degree in Transportation Administration in June, 1968. Upon graduation, he was named Administrative Assistant to the Director of Athletics, Jim Kehoe. From September 1969 through July 1980, he was the Associate Director of the Maryland Student Union. He is a 1978 graduate of the University of Kentucky's College of Business Management Institute.

Since 1970 he has been a member of the Board of Governors of the "M" Club and is presently a faculty adviser to the Sigma Circle of Omicron Delta Kappa. Bob is also a member of the College of Athletic Business Managers Associates.

**Gothard Lane (Randolph Macon '71)**  
Assistant Athletic Director



Gothard Lane assumed the duties of Assistant AD for Non-Revenue Sports in March of 1982. He also works with the football and basketball programs handling their scheduling.

He joined the Maryland football staff in 1973 as a defensive backfield coach, a position he held for four years. From 1977 until his appointment as Assistant AD he held the position of Adminis-



trative Assistant to the Director of Athletics and Director of Recruiting.

As Assistant AD he has the administrative responsibility for all non-revenue sports, men and women.

**Frank Costello (Maryland '68)**  
Strength and Conditioning Coach



Frank Costello assumed the position as Assistant to the Athletic Director in 1981 and heads up the strength and conditioning program for the entire athletic department.

Certainly no stranger to Maryland, Costello was an All-American on the Terrapin Track teams in 1965, '66 and '68. Upon graduation he served six years as an assistant track coach and was then appointed head coach in 1974, a position he held for seven years. He developed several world class track stars including the all-time hurdler Renaldo Nehemiah.

In addition to coaching track and field, Costello has published articles on training techniques in several national publications, is in demand as a clinical speaker and noted for his theories on improving speed, conditioning and flexibility. He served as a conditioning consultant for the Green Bay Packers from 1977-80 and has served as the U.S. High Jump coach for the Olympic Development program.

Frank came to Maryland as the New Jersey State High Jump Champion and record holder in 1963 and was undefeated in ACC, IC4A and NCAA competition in 1965 winning both NCAA titles. While competing for the Terrapins he also won seven titles in the Penn Relays, the Millrose games, the Eastern European Championships, the Southern Hemisphere Games and the French National Championship. He was ranked third in the world in 1966.

Costello works closely with the coaches, trainers and team physician in developing conditioning programs suited for each individual.

He is assisted by Scott Fanz, a former standout offensive tackle for the Terrapins, 1978-80. He was named Costello's assistant immediately following graduation.

**William "Spider" Fry (Maryland '51)**  
Assistant Athletic Director



"Spider" Fry moved into an administrative position in the athletic department in 1978 after having devoted 15 years to the athletes as Head Trainer. He now serves as Director of the Golf Facilities.

As a Maryland undergraduate he earned his letter in varsity soccer and a B.S. Degree in Physical Education. He was an assistant trainer at Maryland before taking over the Head Trainer duties at Dartmouth.

He returned to Maryland, after five years at Dartmouth, in March 1967.

**Jeff Hathaway (Maryland '81)**  
Business Manager of Athletics



Jeff Hathaway returned to the University in November of 1982 to become head Trainer for the Terrapins basketball team. He also served as an assistant to Frank Gray, the Associate Athletic Director for Administrative Affairs. In May of '84 he took over the duties of Business Manager of Athletics and will supervise and administer the Athletic

Department Ticket sales office.

Following graduation from Maryland, Hathaway went immediately to the Chicago White Sox baseball team as Director of Community Relations. He arranged all public appearances and speaking engagements of all the White Sox players during the 1981 and 1982 baseball seasons. He came to Maryland from DeMatha High where he worked as basketball manager and assistant trainer with Coach Morgan Wootten.

He served two years as student trainer with basketball at Maryland and two years with the Terrapin football team as a student trainer.

Jeff did his public relations internship with the Washington Redskins during the 1980 training camp at Dickinson College with PR director Joe F. Blair. He received his B.S. in Athletic Administration through individual studies program. He is a certified emergency medical technician.

**Thomas M. Fields (Maryland '42)**  
Executive Director Educational Foundation



Tom Fields has served as Executive Director of the Maryland Educational Foundation since 1970 when he retired as a Colonel in the U.S. Marine Corp.

For the past fiscal year the funds generated by the Educational Foundation totaled \$2,250,000. The membership of the Terrapin Club has expanded to 3,203 with 82 life members (\$10,000 contribution), 96 Super Terrapins (\$2,500 annual contribution), 570 Diamondbackers (\$1,500 annual contribution) and 603 Gold members (\$750 annual contribution).

Over one half of all contributors did not attend the University of Maryland but all are strong supporters of Intercollegiate Athletics and its principals of competition.

The funds provided by the foundation have enabled the Terrapins to develop a Women's program that has also gained national recognition. All funds go to scholarships and the scholarship program for Women athletes is on a par with the program for men's non-revenue sports.

Fields was a track star for the Terps as an undergraduate and helped lead the Terps to one of their finest days ever at the Penn Relays winning three Championship of America relay races. During World War II he served in combat on Guadalcanal, Vella Lavella, Bougainville, and Iwo Jima. He also served in Korea and Vietnam and at the time of his retirement from the Corps he was the Deputy Director of Information, Headquarters, Marine Corps.

**John W. Zane (Maryland '60)**  
**Assistant Athletic Director**



Jack Zane returned to Maryland in August of 1969 after serving as the Sports Information Director for The George Washington University for six years.

He received his degree in Journalism from Maryland in February of 1960 after serving as a student assistant to Joe F. Blair for three years. He served as a full time assistant with Blair for two years after graduation.

While at Maryland he was the first Executive Sports Editor of the Diamondback, SMC of Pi Kappa Alpha and a member of Sigma Delta Chi Journalism fraternity.

He served seven years as a member of the NCAA Public Relations Committee and one as a member of the NCAA Public Relations/Promotions Committee. He has been a member of CoSIDA for 25 years and was elevated to the presidency of CoSIDA for 1985-86 at the annual meeting, July 1 in Boston.

He is a member of Football, Basketball, and Baseball Writers of America, the Maryland Chapter of Sigma Delta Chi, the Atlantic Coast Sportswriters and the Washington D.C. Touchdown Club as well as a Diamondback member of the Terrapin Club.

A graduate of Southern High at Lothion, he is a native of Maryland and served four and a half years in the Navy before enrolling at Maryland. He is married to the former Judy Allen of Fayetteville, West Virginia and a graduate of The George Washington University.

**Joe F. Blair (Missouri '50)**  
**Assistant Sports Information Director**



Joe returned to Maryland in August of 1983 where he began his public relations career in August of 1950. He served as the Sports Information Director at Maryland for 13 years before joining the Washington Redskins as Public Relations Director and Head of Media Relations.

He has worked with the NFL Players Association, helped out at Maryland and served as a consultant with the Washington Federals during his 35 years in the Washington area.

Joe spent a total of 18 years with the Washington Redskins, retiring after earning his Super Bowl ring in 1982 when the Redskins defeated the Miami Dolphins.

During his years he says he has enjoyed working with some of the finest coaches in the profession, especially Jim Tatum, Vince Lombardi, Joe Gibbs and Jack Pardee, and one of the best General Managers in the NFL, Bobby Beathard. After only one season back at Maryland he includes Bobby Ross among the group.

He has worked with a National Championship team at Maryland (1953) and the Super Bowl Champions with the Redskins. He worked 12 Super Bowl games for the NFL office.

The "Blair Lounge" at the Ledo restaurant was named for him in 1956.

In returning to Maryland he joins Jack Zane, whom he lured into the field as a Maryland student. He reigned as "Best Man" at Zane's wedding in 1966.

Joe is a product of the Missouri School of Journalism, a veteran of World War II as he served in the Air Force, and a native of Freeport, Pennsylvania.

**Mary Baldwin**  
**Assistant Sports Information Director**



Mary came to the athletic department last August as secretary for Sports Information Director Jack Zane and the sports information office. She now has been selected to join Zane's staff as Assistant Sports Information Director to handle Women's basketball and all non-revenue sports.

A native of Rockville, Md., she graduated from Robert E. Peary High School, 1973. She received an A.A., Recreation from Montgomery College, 1975, and a B.A. in Sports Administration from Miami's Biscayne College, 1982.

While at Biscayne, Mary was secretary to the Athletic Director and Sports Information Director, getting her training for the sports information field. During her senior year, she served an internship with the Baltimore Orioles as Administrative Secretary to the Director of Player Development for the '82 spring training camp in Miami.

During the 2-year existence of the Washington Federals of the USFL, September 1982-June 1984, she was Administrative Assistant to the Assistant General Manager/Player Personnel Director of the Federals.

Mary, along with handling all media responsibilities for the women's basketball program, will help coordinate the operation of the football press box for all home games.



# Athletic Department

Mailing Address: Box 295  
College Park, Maryland  
20740 - 0295  
Telephone: AREA CODE (301)



**J. J. Bush**  
Head Trainer



**Alex Isherwood**  
Marketing and Promotions

## ADMINISTRATION

	OFFICE	HOME
Athletic Director—Richard "Dick" Dull .....	454-4705	Unlisted
Associate AD—Randy Hoffman .....	454-4705	Unlisted
Associate AD—Frank Gray .....	454-2641	257-7198
Associate AD—Robert Stumpf .....	454-6562	725-1533
Assistant AD—Jack Zane .....	864-4076	322-3265
Assistant AD—Gothard Lane .....	454-5854	535-0852
Marketing Dir.,—Alex Isherwood .....	454-4687	277-6631
Asst. Dir. Operations—Jack Jackson .....	454-3332	725-4832
Faculty Chairman—Dr. Betty F. Smith .....	454-5150	935-5597
Business Manager—Jeff Hathaway .....	454-6549	
Ticket Manager—Eloise Tilley .....	454-2121	766-3010
Academic Coordinator—Jim Dietsch .....	454-2485	498-5474
Academic Coordinator—Jim Wright .....	454-7421	345-4271
Ed. Foundation—Col. Tom Fields .....	454-4562	277-5594
M Club—Al Heagy .....	454-5158	345-3957
Director of Golf—William "Spider" Fry .....	454-2131	434-3784
Band Director—John E. Wakefield .....	454-6803	459-6692
Strength/Conditioning—Frank Costello .....	454-6685	445-1786

## COACHES — MEN

Baseball—Jack Jackson .....	454-4041	725-4832
Basketball—Charles G. Driesell .....	454-2126	Unlisted
Cross Country—Charles Torpey .....	454-4816	
Football—Bobby Ross .....	454-2125	422-4785
Golf—Fred Funk .....	454-2131	935-6494
Lacrosse—Dick Edell .....	454-4328	442-5585
Soccer—Alden Shattuck .....	454-6907	740-2392
Swimming—Charles Hoffman .....	454-2756	431-1170
Tennis—Robert Goeltz .....	454-4136	977-7813
Track—Stan Pitts .....	454-4816 (717)	794-2918
Wrestling—John McHugh .....	454-2652	530-1553

## COACHES — WOMEN

Basketball—Chris Weller .....	454-5939	Unlisted
Cross Country—Charles Torpey .....	454-4816	
Field Hockey—Sue Tyler .....	454-5970	794-9491
Gymnastics—Bob Nelligan .....	454-7422	937-9253
Lacrosse—Sue Tyler .....	454-5970	794-9491
Swimming—Charles Hoffman .....	454-2756	431-1170
Tennis—Robert Goeltz .....	454-4136	977-7813
Track—Stan Pitts .....	454-4816 (717)	794-2918
Volleyball—Barbara Drum .....	454-3090	345-8710

## STAFF

Trainer—John J. Bush .....	454-4819	699-0039
Assistant Trainers—Jim Weir .....	454-4819	431-6991
—Sandy Worth .....	454-7418	345-4821
—Frank Grimaldi .....	454-4819	577-1054
Equipment Managers—Ron Fulton .....	454-2127	
—Lee Kloskey .....	454-2127	
—Todd Goodman .....	454-4817	
—Vinny Mayolo .....	454-4676	
Stadium Grounds—Lindy Kehoe .....	454-2822	
—"Bunk" Carter .....	454-2825	

## SPORTS INFORMATION OFFICE

Director—Jack Zane .....	864-4076	322-3265
Assistant—Joe F. Blair .....	454-2123	589-6883
Assistant—Mary L. Baldwin .....	454-2123	441-8184
Secretary—Barbara Rolleston .....	454-2123	



**Jack Jackson**  
Assistant Facilities



**Ron Fulton**  
Equipment Manager



# 1984 - 85 BASKETBALL ATTENDANCE

37 Games ..... 393,459 for average of 10,634 per game  
16 Games ..... 199,335 for average of 12,458 per game in Cole Field House  
21 Games ..... 194,124 for average of 9,244 per game on the road

## *Largest Crowds of Season*

16,843 vs Villanova in Birmingham, Alabama (N.C.A.A. Tournament)  
16,723 vs Duke in Atlanta, Georgia (Atlantic Coast Conference Tournament)  
16,328 vs U.N.L.V. in Las Vegas, Nevada  
14,500 vs West Virginia in Cole Field House  
14,500 vs North Carolina State in Cole Field House  
14,500 vs Duke in Cole Field House  
14,500 vs Clemson in Cole Field House  
14,500 vs Notre Dame in Cole Field House  
14,500 vs Villanova in Cole Field House  
14,500 vs Virginia in Cole Field House  
14,500 vs Georgia Tech in Cole Field House  
14,500 vs North Carolina in Cole Field house  
14,250 vs Wake Forest in Cole Field House (sold out at 14,500)  
13,570 vs Ohio State in Cole Field House  
13,260 vs Miami (Ohio) in Dayton, Ohio (N.C.A.A. Tournament)  
13,260 vs Navy in Dayton, Ohio (N.C.A.A. Tournament)  
12,400 vs North Carolina State in Raleigh, North Carolina

**10 SOLD OUT GAMES IN COLE FIELD HOUSE**





## *Terrapin Olympians*

The ultimate individual reward in the world of inter-collegiate athletics is to be named an All-American and to hopefully go on to represent the United States in international competition.

Three Terrapin basketball players have earned such berths on the prestigious United States Olympic Team, with all three being selected in the past three Olympic years.

**Tom McMillen**, who ranks as the number three career scorer in Maryland history, became the first Terp to represent his country. The three time All-American center for Coach Driesell, helped the 1972 U.S. Team, coached by Henry Iba, earn a Silver Medal.

A Rhodes Scholar and eight year veteran of the N.B.A., he is currently playing for the Washington Bullets.

**Steve Sheppard**, known to Maryland fans as "Bear," was selected to the 1976 Olympic team. An integral force in leading the Terps to three national rankings, he also provided that same force in helping the U.S. team, coached by Dean Smith, in its triumph of the Gold Medal in the '76 Games in Montreal.

**Buck Williams**, Maryland's tenacious power forward for three seasons was the last Terp honored, when he was chosen for the 1980 Olympic team. The team went on to a 4-2 record against various NBA All-Star teams and also defeated the Gold Medal winning 1976 team.

This first-round draft pick of the New Jersey Nets, third over-all, is Maryland's second all-time leading rebounder and is reckoned with in the N.B.A., after being named Rookie of the Year in 1981-82.

PRINCE GEORGE'S  
THE **Journal** *The Washington*  
Prince George's County's daily newspaper

the **diamondback** *The*

**The Evening Sun**

 **Black Explosion**

**MORNING HERALD**

*Daily Mail* **PRINCE**

 **The News**

**HERALD MAIL**

### *THE TERPS PRESS COVERAGE*

University of Maryland athletes and its program receives the best press coverage in the nation. The Terrapins are in a unique situation located just eight miles from the heart of the nation's capital and 30 miles from the major metropolitan area of Baltimore.

The Terps get daily "beat" coverage from the Washington Post, the Washington Times, and USA Today in our nation's capital. In Baltimore, the daily attention comes from the Baltimore News-American and the Baltimore Morning and Evening Sun.

In addition, there are 10 other daily papers publishing around the state and some of the finest weekly papers in the country. Thus, the Terrapins have 16 daily papers covering their athletic activities. The Washington Post has a daily circulation of over 800,000 and 1.1 million with the Sunday edition. USA Today has over a million daily circulation and

Post  The Capital

WBALTV  
BALTIMORE

Washington Times

9 Frederick Post

WDVM TV  
WASHINGTON DC

THE  SUN

MONTGOMERY

 Journal 5 The

Montgomery County's daily newspaper

WTTG  
METROMEDIA

GEORGES PRESS

American 

WMAR-TV BALTIMORE

 The Sentinel

AM 65  
FM 88

the Baltimore Morning Sun has a daily circulation of over 200,000 and over 400,000 on Sunday. In all, of the 16 daily newspapers that give the Terrapins blanket coverage, some 4 million or more readers will follow the Terrapin athletic teams.

Along with the print coverage, the Terps get game coverage from the seven television stations in the two cities: WRC, WTTG, WJLA, and WDVM in Washington and WMAR, WBAL, and WJZ in Baltimore along with their radio affiliates as well as numerous other radio stations in DC and around the state. They do frequent individual interviews with the coaches and athletes.

Both wire services staff the Terrapin games with Regional Sports Editors Gordon Beard of the Baltimore Bureau of the Associated Press and Don Cronin of the Washington Bureau of United Press International.

With Washington, DC, the News Capital of the World, every major publication and news outlet has a staff in Washington giving Maryland national coverage of all major athletic events.

# Terps' Radio Network



**JOHNNY HOLLIDAY**  
(Voice of the Terrapins)

For the seventh consecutive season, the affable and very busy Johnny Holliday will call the play-by-play for the Maryland Terrapins. He has handled the play calling of Maryland football the past seven years also, all on radio 63 AM, WMAL. This is Johnny's 29th year as an announcer for both radio and television, his 24th as a sportscaster.

During his "spare" time, he roams the country doing television commercials for numerous companies and products.

And Holliday "finds" time for charitable work. His Radio Oneders basketball and softball teams have raised over a million dollars the past 25 years. The basketball team features a number of the Redskins. He also emceeds many banquets and charitable events, free of charge.

## INFORMATION FOR MEDIA VISITING COLLEGE PARK

### HOTELS AND MOTELS (College Park)

The popular and talented Holliday's career was highlighted last year as the ABC Radio Network chose him to do the Olympic reports for ABC. He traveled to Innsbruck to broadcast the Winter Olympics, then spent 3 weeks in Los Angeles doing the Summer portion of the Olympics for ABC Network and WMAL. For many years, he has been called upon by the network to call many major events including the Masters and U.S. Open Golf championships; title boxing matches; major league baseball, playoff games and the World Series; NFL and NBA reports and a lot more for the network and WMAL.

Johnny did the play-by-play for the Washington Federals on WMAL their two years of existence. He hosts the Stadium show from RFK before every Redskin game. He also will and has hosted the Bobby Ross and Lefty Driesell radio and television shows.

He does the morning sports broadcasts for WMAL then does the afternoon ABC Information Radio Network shows.

### LOCAL TRANSPORTATION

TAXI — Blue Bird - Yellow 864-7700

### AIRPORTS

BALTIMORE - WASHINGTON INTERNATIONAL  
NATIONAL — DULLES

TAXI FARES — APPROXIMATE to College Park  
NATIONAL AIRPORT — \$15.00

\$1.00 each additional person

BALTIMORE - WASHINGTON INTERNATIONAL  
\$25.00 — \$1.00 each additional person

DULLES AIRPORT — \$38.00

\$1.00 each additional person

### LIMOUSINE FARES TO AIRPORT

B.W.I. AIRPORT LIMOUSINE — \$12.00 or two to four  
people picked up at the same time \$19.00 (441-2345).

**NOTE:** Listed information and prices are guidelines to  
assist you during your stay in College Park.

CENTER OF  
ADULT EDUCATION  
University of Maryland  
(301) 779-5100

HOLIDAY INN  
10000 Baltimore Blvd.  
(301) 345-6700

HOLIDAY INN  
9137 Baltimore Blvd.  
(301) 345-5000

MARYLAND INN  
Best Western  
8601 Baltimore Blvd.  
(301) 474-2800

QUALITY INN  
7200 Baltimore Blvd.  
(301) 864-5820

ROYAL PINES  
Best Western  
9133 Baltimore Blvd.  
(301) 345-4900

HAMPSHIRE MOTOR INN  
7411 New Hampshire Ave.  
(301) 439-3000 (Langley Park)

RAMADA INN  
I-95 North  
4050 Powder Mill Rd.  
(301) 572-7100 (Calverton)

RAMADA INN  
5910 Princess Garden Pkwy.  
(800) 238-5800 (New Carrollton)

SHERATON - NORTHEAST  
8500 Annapolis Rd.  
(301) 459-6700 (New Carrollton)

HOWARD JOHNSON'S  
Balto. - Wash. Pkwy.  
(301) 779-7700 (Cheverly)


SHERATON - NORTHWEST  
8727 Colesville Rd.  
(301) 589-5200 (Silver Spring)

MARRIOTT HOTEL  
I-495 & I-270  
(301) 897-9400 (Bethesda)








*Mom and Dad All Smiles as Chuck Receives his Navy Commission*



Following graduation in June with his B.A. in Business and Marketing, Chuck was commissioned an Ensign at the U.S. Naval Academy. He then was assigned as the basketball coach at the United States Naval Academy Preparatory School in Newport, RI. Chuck played against the Navy basketball team last March in the NCAA Southeast Regional Tournament. As an undergraduate, Chuck earned All-ACC Academic honors his junior and senior years.







COACHES

15

16

17

18

19

20

21

22

23

# 1985-86 Maryland Basketball Schedule

Date	Day	Opponent	Site	Time	
Nov.	12	Tues.	Athletes in Action	College Park, MD	8:00
	23	Sat.	Northeastern	College Park, MD	8:00
	26	Tues.	George Mason	Fairfax, VA	8:00
	30	Sat.	Ohio State	Columbus, OH	8:00
Dec.	3	Tues.	Fairleigh Dickinson	College Park, MD	8:00
	5	Thurs.	William and Mary	College Park, MD	8:00
	7	Sat.	Nevada-Las Vegas	College Park, MD	8:00
	11	Wed.	West Virginia	Morgantown, WVA	TBA
	13	Fri.	Towson State	College Park, MD	8:00
	21	Sat.	Alabama	College Park, MD	8:00
	28	Sat.	Hawaii Pacific Tournament	Maui	TBA
	29	Sun.	(Hawaii-Pacific, Stanford, Fordham)	Maui	TBA
Jan.	4	Sat.	Duke	College Park, MD	9:00
	7	Tues.	Randolph-Macon	College Park, MD	8:00
	11	Sat.	Georgia Tech	Atlanta, GA	4:00
	14	Tues.	North Carolina	College Park, MD	9:00
	19	Sun.	Virginia	Charlottesville, VA	3:30
	23	Thurs.	N.C. State	College Park, MD	9:00
	25	Sat.	Duke	Durham, NC	9:00
	28	Tues.	Wake Forest	College Park, MD	9:00
Feb.	1	Sat.	Villanova	Villanova, PA	3:00
	3	Mon.	Notre Dame	South Bend, IN	7:00
	8	Sat.	Clemson	College Park, MD	1:30
	13	Thurs.	N.C. State	Raleigh, NC	9:00
	15	Sat.	Clemson	Clemson, SC	1:30
	17	Mon.	Maryland-Eastern Shore	College Park, MD	8:00
	20	Thurs.	North Carolina	Chapel Hill, NC	9:00
	22	Sat.	Georgia Tech	College Park, MD	4:00
	26	Wed.	Wake Forest	Greensboro, NC	8:00
Mar.	1	Sat.	Virginia	College Park, MD	1:30
	7-9	Fri.-Sun.	ACC Tournament	Greensboro, NC	TBA

## Maryland At A Glance

**Location**  
College Park, MD 20740

**Athletic Dept.**  
Cole Field House

**President**  
Dr. John S. Toll

**Chancellor**  
Dr. John Slaughter

**Enrollment**  
27,894 Full Time  
Undergraduates

**Athletic Director**  
Richard M. "Dick" Dull

**Faculty Chairman —  
Athletics**  
Dr. Betty F. Smith

**Conference**  
Atlantic Coast

**Basketball Arena**  
Cole Field House — 14,500

**Nickname**  
Terrapins, Terps

**Colors**  
Red, White, Black & Gold

**Team Physician**  
Dr. Stanford A. Lavine

**Head Basketball Coach**  
Charles "Lefty" Driesell

**Head Trainer**  
J. J. Bush

**Basketball Trainer**  
Miko Bernardo

**Sports Information  
Director**  
Jack Zane

**Sports Promotion Director**  
Alex Isherwood


**Office Telephones**  
**Director of Athletics**  
(301) 454-4705

**Basketball Office**  
(301) 454-2126

**Athletic Ticket Office**  
(301) 454-2121

**Sports Information Office**  
(301) 454-2123

**Sports Promotion Office**  
(301) 454-4687



Captains  
Len Bias, Jeff Baxter, Tom Jones