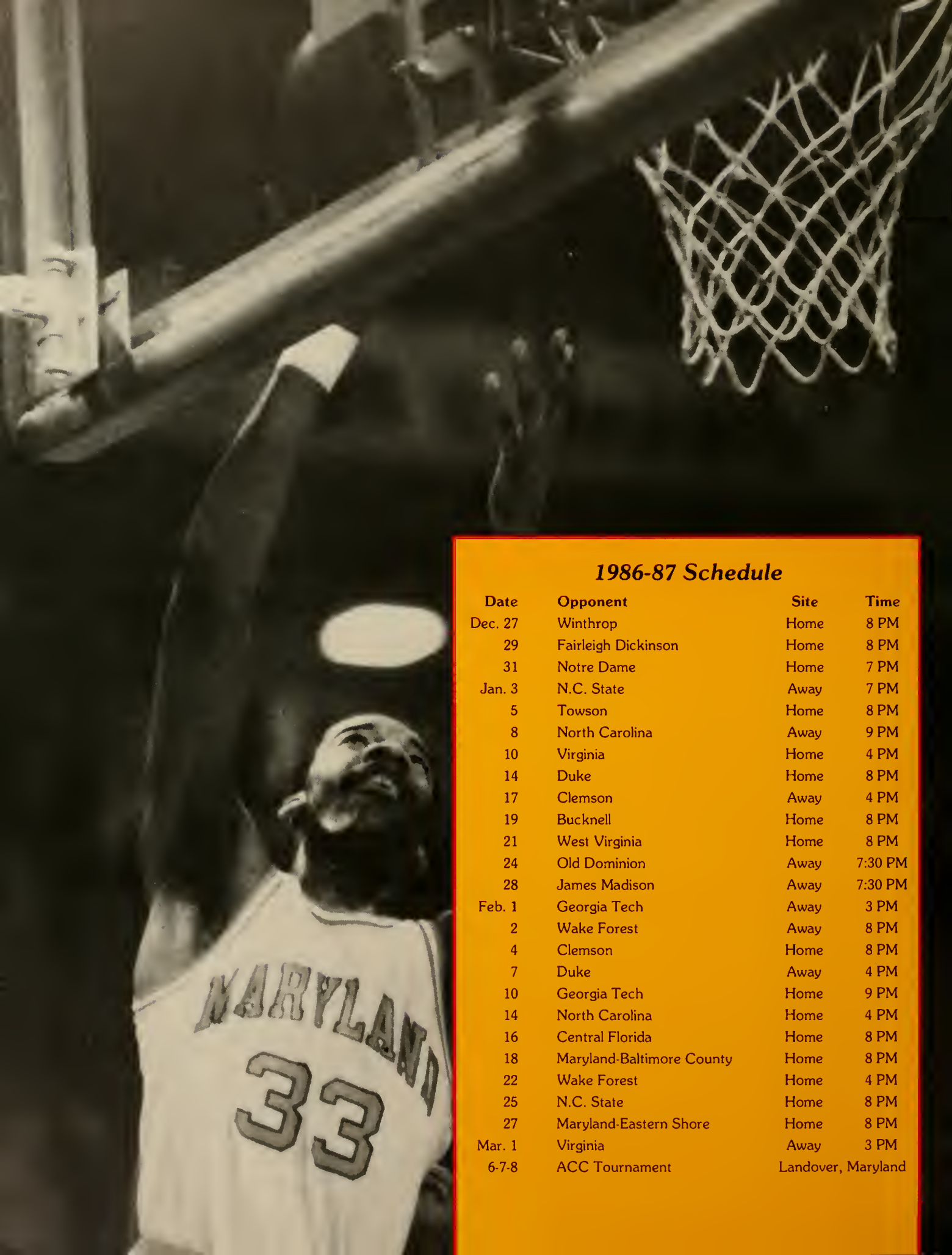




**MARYLAND
BASKETBALL
1986-87**



1986-87 Schedule

Date	Opponent	Site	Time
Dec. 27	Winthrop	Home	8 PM
29	Fairleigh Dickinson	Home	8 PM
31	Notre Dame	Home	7 PM
Jan. 3	N.C. State	Away	7 PM
5	Towson	Home	8 PM
8	North Carolina	Away	9 PM
10	Virginia	Home	4 PM
14	Duke	Home	8 PM
17	Clemson	Away	4 PM
19	Bucknell	Home	8 PM
21	West Virginia	Home	8 PM
24	Old Dominion	Away	7:30 PM
28	James Madison	Away	7:30 PM
Feb. 1	Georgia Tech	Away	3 PM
2	Wake Forest	Away	8 PM
4	Clemson	Home	8 PM
7	Duke	Away	4 PM
10	Georgia Tech	Home	9 PM
14	North Carolina	Home	4 PM
16	Central Florida	Home	8 PM
18	Maryland-Baltimore County	Home	8 PM
22	Wake Forest	Home	4 PM
25	N.C. State	Home	8 PM
27	Maryland-Eastern Shore	Home	8 PM
Mar. 1	Virginia	Away	3 PM
6-7-8	ACC Tournament	Landover, Maryland	



1986-87 BASKETBALL GUIDE



Table of Contents

Section I: Administration and Coaching Staff	5	Section III: The 1985-86 Season	51
Assistant Coaches	10	ACC Standings and Statistics	58
Athletic Department Biographies	11	Final Statistics, 1985-86	54
Athletic Director — Charles F. Sturtz	7	Game-by-Game Scoring	56
Chancellor — John B. Slaughter	6	Game Highs — Individual and Team	57
Cole Field House	15	Game Leaders and Results	54
Conference Directory	16	Maryland Hoopourri: Past and Present	60
Head Coach — Bob Wade	8	Points Per Possession	58
President — John S. Toll	6	Season in Review	52
Support Staff	14	Stat Key	55
		Team Breakdowns	55
Section II: The 1986-87 Season	17		
Composite ACC Schedule	31	Section IV: Achievements, Awards and Records	62
Comprehensive Stats — Returning Players	30	All-ACC Selections	63
Dickerson, David	22	All-America Profiles	64
Holland, Pat	29	All-Time Leaders	66
Hood, Steve	25	Award Winners	68
Johnson, John	23	Close Games	64
Karver, Mark	25	Cole Field House Records	78
Kasoff, Mitch	26	Lettermen — All-Time	80
Lewis, Derrick	20	Maryland Graduates as Division I Head Coaches	79
McCoy, Teyon	26	Maryland Invitational Tournament	70
Nared, Greg	24	NBA Draft History	83
Nevin, Phil	27	NBA Players — Active	84
Opponent Capsules	32	Olympians	84
Powell, Ivan	27	Postseason History	67
Preview of 1986-87	18	Records — All-Time	73
Results vs. 1986-87 Opponents	38	Year-by-Year Leaders	72
Reyes, Andre	28	Year-by-Year Scores	74
Worstell, Tom	29		

General Information

University of Maryland
College Park, Md. 20740

Founded: 1807

Enrollment: 30,556 full-time undergraduates

President: Dr. John S. Toll

Chancellor: Dr. John B. Slaughter

Athletic Director: Charles Sturtz/(301) 454-4705

Conference: Atlantic Coast

Years in ACC: 33

Nickname: Terrapins (Terps)

Colors: Red, White, Black and Gold

Arena: Cole Field House (14,500)

Faculty Chairman, Athletics: Dr. Betty F. Smith

Sports Information Director: John W. (Jack) Zane

Sports Information Phone: (301) 454-2123/454-2700

Sports Information Address: P.O. Box 295, College Park,
Md. 20740 (Room 1145)

Ticket Office: (301) 454-2121/(800) 492-0704 in state

Athletic Department Physician: Dr. Stanford Lavine

Athletic Department Trainer: J.J. Bush

Basketball Coach: Bob Wade

Assistants: Ron Bradley, Oliver Purnell, Jeff Adkins

Wade's Record at Maryland: First season

Basketball Office Phones: (301) 454-2126

1985-86 Record: 19-14/6th in ACC

All-time Record: 893-673 (.570)

Overall ACC Regular-Season Record: 226-215 (.512)

ACC Championships: Two

Top 10 in Polls: Nine

20-victory Seasons since ACC Inception: 12

Winning Seasons since ACC Inception: 25

Most Victories, Season: 27 in 1971-72

Most Consecutive Victories: 14, 1959 to 1960

Most Losses, Season: 21 in 1941

Most Consecutive Losses: 22, 1940 to 1941

NCAA Tournament Appearances: Nine

NCAA Tournament Record: 12-9

All-ACC Selections: 40

had never seen play, led the first Terp squad comprised entirely of Millikan recruits, a group that included Bob Kessler, John Sandbower, Ralph Greco, Tom Young and Ronnie Brooks. In becoming an All-American and Maryland's high-visibility basketball star, Shue scored 1,397 points in three seasons, a school record that stood until McMillen surpassed the total 20 years later. After a 10-year NBA career that included two All-Pro selections, Shue enjoyed a successful NBA coaching career in Baltimore, Philadelphia, San Diego and Washington.

Millikan followed up the national ranking with four straight winning seasons. His Terps achieved the pinnacle of success in 1957-58, when they captured the school's first ACC Tournament Championship with victories over Virginia, Duke and North Carolina. Advancing to the NCAA Tournament, the Terps defeated Boston College in the first round of the East Regional, then lost to powerful Temple in the Regional semifinals. Maryland rebounded to defeat Manhattan in the consolation game, capping their best season to date (22-7) with a No. 6 ranking in the final national poll. Members of one of Maryland's finest teams ever included Al Bunge, Charles McNeil, Nick Davis and John Nacincik, all of whom were later NBA draft picks.

An inconsistent stretch ensued. Millikan's Terps fell to 10-13 in 1958-59, rebounded for a pair of winning seasons, then suffered through three straight losing campaigns before going 18-8 in 1964-65. Millikan got one more winning season (14-11 in 1965-66) before stepping down after the 1966-67 season. Frank Fellows, a member of Millikan's first team at Maryland, succeeded him, but lasted only two seasons, as athletic director Jim Kehoe oversaw a transfusion to the program and hired Charles "Lefty" Driesell in the spring of 1969.



Terp coach Bud Millikan (with ball) won 241 games in 17 seasons at Maryland and captured the first ACC Tournament Championship in 1958. Here, he poses with his 1966-67 starting lineup, including Joe Harrington (3rd from left), the current George Mason coach, and current Ohio State mentor Gary Williams (far-right).

Flamboyant and outspoken, Driesell had led Davidson College to six 20-victory seasons and four Top 10 rankings since 1960. And in rebuilding the Terps through a pair of mediocre seasons amid intense fanfare, an unparalleled brand of enthusiasm swarmed Maryland Basketball. In 1972, Driesell's Terps flourished, going 27-5 with McMillen and Elmore and capturing the National Invitational Tournament championship. Crowds of 3,000 became sellouts in the 14,500-seat Cole Field House as Driesell established Maryland as a national power. An era had been conceived.

The 1972 NIT crown ignited a 15-year period of excellence. Driesell led Maryland to 321 victories (23.0 wins per season) 10 seasons of at least 20 victories and eight NCAA Tournament appearances. Six All-Americans emerged from 1972 to 1986:

McMillen, Elmore, John Lucas, Buck Williams, Albert King and Len Bias. The Terps finished in the Associated Press Top 20 eight times during the era, won an ACC Tournament Championship in 1984 and advanced to the league finals six times. In college basketball's toughest conference, the Maryland basketball program had established itself as a prominent, consistent force.

The beginning of a new era marks the 1986-87 season. The task of expanding upon the rich tradition of Maryland Basketball falls to Bob Wade, whose success at Baltimore-Dunbar High School is matched by few. Undoubtedly, the tradition will continue to grow. From the days of primitive exhibitions and rugged scrimmages, it has done just that.

A Tradition of Success

Season	Final Season Ranking		
1969-70	13 wins	Will Hetzel's Shot at Buzzer Beats Duke 52-50	
1970-71	14 wins	Beat #2 South Carolina	
1971-72	27 wins	*NIT Champs—Beat Niagara 100-69, ACC Finals	11th
1972-73	23 wins	NCAA Tournament—Final 8, ACC Finals	8th
1973-74	23 wins	NIT Invitation—ACC Finals	4th
1974-75	24 wins	NCAA Tournament—Final 8—Only Team to Score	5th
		100 points in Cameron Indoor Stadium, Beat Duke 104-80, Beat N. Carolina 96-74 for Worst Defeat Ever in Carmichael Auditorium	
1975-76	22 wins	NIT Invitation	11th
1976-77	19 wins	NIT Invitation—Maryland Invitational Champs—Won 3 of 4 games on "Tobacco Road"	
1977-78	15 wins	Maryland Invitational Champs—Tip-off Tournament Champs	
1978-79	19 wins	NIT Tournament—Beat #1 Notre Dame, Beat Duke, Beat #4 N.C. State	
1979-80	24 wins	NCAA Tournament—Final 16—ACC Finals	8th
1980-81	21 wins	NCAA Tournament—Final 16—ACC finals	18th
1981-82	16 wins	NIT Tournament—Beat #1 Virginia in OT	
1982-83	20 wins	NCAA Tournament—Beat National Champs—N.C. State Twice, Beat #2 North Carolina, Beat #3 UCLA	
1983-84	24 wins	*ACC Champs—NCAA Tournament—Final 16	10th
1984-85	25 wins	NCAA Tournament—Final 16—Beat #2 Duke	18th
1985-86	19 wins	NCAA Tournament—Beat #1 North Carolina Twice	

Administration and Coaching Staff



Dr. John S. Toll

President

As president of a major research University with five campuses and 88,400 students worldwide, John S. Toll is dedicated to strengthening excellence in teaching, research, and public service. Under his leadership, the University has developed programs of high quality, has attracted outstanding faculty and students, and has built partnerships with industry, government, schools, and other institutions.

In the past few years, milestones in the University's progress have included two Pulitzer Prizes for faculty members and important developments in medical research and treatment, in biotechnology, and in many other areas, among them:

- The National Science Foundation awarded the College Park campus a \$16 million grant to establish a Systems Research Center, one of six national centers of excellence in engineering.
- The University's Center of Marine Biotechnology, located in Baltimore, has received a \$6.695 million, five-year federal grant.
- The U.S. Department of Education awarded the College of Education a \$6.5 million, five-year grant to establish a Center for Research on Postsecondary Education Management and Governance.
- Philanthropic support for academic programs at the University has reached a new high of over \$12 million annually.
- The arts flourish at Maryland, including the highly acclaimed Handel Festival; the traveling performances of "Shakespeare



on Wheels," and the world renowned University of Maryland Piano Festival and William Kapell Competition.

John Toll graduated from Yale with highest honors and earned his advanced degrees in physics at Princeton. During his distinguished career as a theoretical physicist and educator, for 12 years he chaired the physics department at the College Park campus and led it to national prominence. He then served as president of the State University of New York at Stony Brook from 1965 to 1978, when he returned to Maryland to become the University's 22nd president. An avid jogger and tennis player, Dr. Toll and his wife Deborah have two daughters.

(If you would like to learn more about the University of Maryland under the leadership of Dr. Toll, write for his 1985-86 annual report to: The University of Maryland Central Administration, Office of University Publications, 3300 Metzert Road, Adelphi, MD 20783.)



John Brooks Slaughter, the third Chancellor of the College Park Campus, is a distinguished scientist and a dedicated humanitarian as well as an able administrator. His research specialties are in the fields of electrical engineering and computer systems. His accomplishments in these fields have brought him high recognition. He is a Fellow in the Institute of Electrical and Electronic Engineers and the American Association for the Advancement of Science. He holds membership in the National Academy of Engineering, was selected U.C.L.A. Engineering Alumnus of the Year (1978), received the Distinguished Service Award from the National Science Foundation (1979), and was recognized for Distinguished Service in Engineering by Kansas State University (1981).

Dr. John Brooks Slaughter

Chancellor

Since his undergraduate days Dr. Slaughter has been active in humanitarian affairs. As chapter president of Zeta Sigma Lambda Chapter of Alpha Phi Alpha Fraternity, Inc., (San Diego) from 1957 to 1959 he participated in cultural, social, and educational activities directed toward the enhancement of the black community in San Diego. As president of the Board of Directors of the San Diego Urban League he was concerned with providing equal opportunities in education, employment, housing, and social services.

Prior to assuming his responsibilities at the University of Maryland he served as Academic Vice President and Provost at Washington State University and as Director of the National Science Foundation. In his inauguration address to the College Park campus on May 3, 1983, he set the course for his administration: "I want to see this campus continue its vigorous pursuit of academic excellence while reaching out to a more diversified student body. I want the University of Maryland at College Park to set a national standard for excellence and equality. As we pursue these goals, we must also enhance our contributions to the State. Finally, I am committed to a university that is a community, a community that takes pride in itself and touches each person involved in the campus with pride."

Charles F. Sturtz

Acting Athletic Director



In appointing vice chancellor Charles F. Sturtz as acting director of athletics on October 7, 1986, University of Maryland Chancellor John B. Slaughter established an immediate foundation of administrative excellence—and a commitment to the future of athletic/academic prosperity—within one of the university's more viable and visible departments.

Sturtz, 50, officially assumed the position November 2, 1986, succeeding Richard M. (Dick) Dull. He will hold all responsibilities as vice chancellor during his athletic directorship, until a permanent successor to Dull is appointed. A national search will be conducted by a committee to be appointed by Dr. Slaughter.

Until then, consider the department to be in extremely capable hands. A man with an extensive background in administrative and financial management, Sturtz' prowess in such affairs has received substantial acclaim. As vice chancellor in charge of administrative

affairs at Maryland, Sturtz enhanced his reputation as a top-level supervisor by successfully overseeing a budget that reached \$60 million in 1986, a budget encompassing more than a dozen departments and 1,100 employees.

Quite simply, Sturtz' credentials discount the proclivity that athletic directors—even those on a temporary basis—must evolve from athletic backgrounds. "My task (as AD) is straightforward," he says. "It is my responsibility to examine the areas of departmental operation, and to determine with the assistance of my associates if the department is effectively managed and administered. I believe it my task to set the program on proper course, and to establish operating procedures that will keep it that way."

Sturtz' theories for administrative management are based upon a steadfast commitment to well-defined purposes, and to see that the department has a definitive mission to state-of-practice technology. In instigating the use of computers, word processors and other high-tech apparatuses within many university departments, Sturtz seeks a previously unmatched level of efficiency in administrative operations. Among other things, Sturtz hopes to use that technology to usher in a new era of Maryland Athletics. "In terms of advanced technology, we need it here," he says from his new office. "We need to dedicate ourselves to improvement. An institution that wants to be among the best in its academic disciplines must continue to make technological progression in the administrative process."

Sturtz' responsibilities since assuming the duties of vice chancellor (administrative affairs) on October 24, 1982 are as expansive as they are crucial. A nationally recognized innovator in the field of administrative management, it was his ability to define programs using creative mechanisms which has enabled the construction of new dormitories, parking, and research financing. At Sturtz' insistence, the university has taken steps toward an advanced telecommunications system, involving not only word processing and computing but a telephone system replacement project as well.

It was Sturtz' polished record as a top-level administrator—and the innovative procedures he used to achieve such a status—that influenced Dr. Slaughter's choice to revamp the athletic program. "We had discussed several aspects of intercollegiate athletics," he says, "and he (Slaughter) popped the question of whether I'd be interested in assuming the responsibilities of interim athletic director. While I obviously had no previous experience in the field, I was confident that I had the necessary skills and experiences to direct the department on an interim basis."

As temporary AD, Sturtz' top priorities include:

- Conducting a review of the department's financial status.
- Strengthening the department's managerial structure.
- Facilitating a review of the academic task force recommendations.
- Establishing a secure foundation for the new athletic director. "He should be able to step right in and go," Sturtz says.

Born August 26, 1936, in Bucyrus, Ohio, Charles F. Sturtz earned a Bachelor's Degree in Political Science, Business and Economics from Wittenberg University (Springfield, OH) in 1958. In 1961, he received a Master's Degree in Public Administration from Wayne State University, and has completed the course work for his Ph.D. since arriving at Maryland in 1982.

In 1964, Sturtz accepted employment with the Michigan State Government as a budget analyst. Two years later, he became chief for educational programs. He became director of Michigan's budget division in 1970, and was elevated to assistant director of the Department of Management and Budget in 1974. A director at the age of 34, Sturtz admits he might have become a bit restless after 10 years. "I was at the top of the organization," he says, "and I couldn't imagine myself serving as budget director for 30 years."

Possessing an interest in public administration and a background in educational funding, Sturtz accepted employment at Wayne State as Vice President for Business and Finance in 1975. He would assume several upper-level titles and a myriad of administrative responsibilities during his seven years at WSU, including Treasurer, Senior Vice President for Administration and Finance and Executive Vice President. His financial ingenuity and foresight earned him rave reviews: Enlistment in the current "Who's Who in the East" after inclusion in "Who's Who in the Midwest" from 1980-82; selection as one of the Outstanding Young Men in America in 1971; and recognition by the Michigan State Legislature for outstanding service to the citizens of that state in 1982. "I've been very fortunate in that I've been recognized for some of the things I've accomplished," he says. "In terms of single contributions, I think the sum of my work experience has been what has received recognition."

A no-nonsense administrator who admits he "doesn't like surprises," Sturtz enjoys camping, gardening, spy and historic novels, golf and softball in his spare time. He is married to the former Judith Flook and has five children: Michael, 25, a graduate of Western Michigan (Printing Management); Mark, 23, a graduate of Michigan State (Business Administration); Matthew, 22, a graduate of Western Michigan who plans to enter Law School next fall; Chris, 17, a student at nearby Springbrook High; and Karen, 15, also a student at Springbrook.



Robert P. "Bob" Wade **Head Basketball Coach**

To get an initial feel for the man who is Bob Wade, to acquire a sense of his steadfast drive toward success and commitment to excellence, one needn't look much further than at a list which appeared in the tournament program of the 1983-84 King Cotton Holiday Classic.

It is a docket a half-page deep in small type, with more than two dozen names of young men who played for Wade at Baltimore's Dunbar High and went on to play college basketball. A few of the fellas' names are spelled incorrectly in the program, but the point is as plain as the nose on your face: Bob Wade made basketball at Dunbar High at national happening, a link between East Baltimore's asphalt playgrounds and our nation's top universities.

On October 30, 1986, after 11 years and 272 victories at Dunbar, Wade embarked upon a new frontier. The challenge of restoring the Terrapin basketball program, the task of pushing Maryland to the forefront of athletic and academic excellence. Chancellor John B. Slaughter's announcement of Wade as the first black basketball coach in Atlantic Coast Conference history was surprising, bold and imaginative. "All the things I wanted to see in a basketball coach were embodied in Bob Wade," Slaughter said upon the announcement of Wade as the sixth head basketball coach in Maryland history. "His emphasis on academic attainment is completely in consonance with what we put into place."

Certainly, the man comes to Maryland with glimmering credentials. His Dunbar programs dominated Baltimore basketball, enveloping the city in a sense of pride and accomplishment and procuring its stature as one of the nation's top pools of young talent. The Poets went on a remarkable 272-24 during Wade's 11 years at Dunbar—a phenomenal .919 winning percentage. Included during that tenure were five top 10 and three No. 1 national high school rankings (1983, 1984, 1985) and nine MSA A Conference championships. And his 1982-83 team, a roster blessed with standouts Reggie Williams (now at Georgetown), Tyrone Bogues (Wake Forest), Tim Dawson (George Washington) and Michael Brown (Clemson), is considered by many to be the finest high school basketball team ever.

But Wade's reputation as a winner ventures much deeper than any won-lost record. It encapsulates the maturation of young men, the preparation for the future and the understanding of what it takes to succeed. Dunbar players were required to spend two

hours daily in his mandatory study hall (one hour during the season), and all players were to complete their classroom obligations before partaking in his dominant basketball program. An academic adviser had an office adjacent to Wade's "classroom," and was instructed to pull a student off the court if a review of schoolwork was necessary. It was the Wade Way: conscientious, disciplined, communicative. "He wants them to know they need something to fall back on," said Geraldine West, who served as Wade's academic adviser and is head of the Dunbar mathematics department. "He tells them that not everyone is going to be a pro star. Sports are a means to get a diploma."

On the court, his Dunbar teams were a poetic symphony of hoop pulchritude. They diminished the opposition with a fullcourt transition game, suffocating teams with a choking pressure defense and devastating fastbreak. Wade was not blessed with exceptional height through his years at Dunbar. Instead, he utilized athletic ability and intense discipline—and that explosive, end-to-end transition—to force teams into submission. "He gets a lot out of the kids," said Loyola College coach Mark Amatucci, another Baltimore high school mentor who has made the step to college basketball. "The kids believe in him because he's had winning results. He is a very disciplined, structure-type person when it comes to running a basketball team."

When it comes to running a basketball team, few have done it better. Wade sent 36 of his players on to play college basketball, and every Dunbar senior since 1978 has gone on to participate at an NCAA level. The list of Wade pupils who have gone on to achieve success at the Division I level is extensive: Ernest Graham at Maryland; Williams and David Wingate of Georgetown; Dawson at George Washington; 5-foot-3 point guard extraordinaire Bogues at Wake Forest; Reggie Lewis at Northeastern; Brown at Clemson; Herman Harried at Syracuse; Gary Graham at Nevada-Las Vegas; Steve Wallace at Missouri; Dwayne Wallace at Pittsburgh; Terry and Perry Dozier, Keith James and Derrick Lewis, all at South Carolina; and Kevin Woods at Tennessee are to name the core of the group. "My concern is for the child," says The Coach. "If he is able to receive an athletic scholarship from this program and go on to better himself in life, than I think it's worthwhile."

Wade also served as football coach and athletic director during his tenure at Dunbar. In leading the football Poets to four straight MSA championship games and two MSA titles, he further established his abilities to push young men to excellence. "Bob is the right man for any kind of job," said longtime friend, MSA rival and former boss Pete Pompey, the head football coach at Baltimore-Edmondson. "He is a man who can turn Maryland around."

But it was on the basketball court where Wade instilled national prominence. He went 12-6 in his first season, then won his first MSA A title the following year (1976-77) with a 23-1 record. Three straight MSA titles ensued, and in 1981-82, with Wingate, Williams and Bogues, Wade led Dunbar through an incredible four-year streak which included a 119-1 record, the three mythical national championships and four more MSA crowns.

Wade turned down several offers to become an assistant coach at a college program with national presence, electing instead to stay in Baltimore and at Dunbar with his wife of 20 years, Carolyn, and sons Daryl, a sophomore at the University of South Carolina, and Darion, 10. But when the chance to take the head position at Maryland arose, Wade admits he "was in a state of disbelief when they offered me the job. I'm honored and elated."

Born in Baltimore on December 9, 1944, Robert Purnell Wade grew up just a few blocks from the school where he would later assume a longtime athletic role. He attended Dunbar High, where he played football and basketball. As a sixth man in basketball, Wade played for the legendary William F. "Sugar" Cain, the man whom he later succeeded as basketball coach.

Wade went on to attend Morgan State University, where he earned his Bachelor's and Master's Degrees in Physical Education

and learned the values of communication and discipline. At Morgan State from 1963 to 1966, he concentrated on football and starred as a defensive back for the Golden Bears, who lost just four games during his four seasons. He was drafted by the NFL's Baltimore Colts in the 15th round of the 1967 Collegiate Draft and spent four years in the NFL, with the Washington Redskins, Pittsburgh Steelers and Denver Broncos. A wrist injury in 1971 cut short his playing career; Wade returned to the Baltimore area, first as a teacher at Clarksville Middle School (Howard County) for one year, then as an assistant to Pompey at Edmondson from 1972-75. In September, 1975, Wade assumed his roles at Dunbar.

"I hope the marriage between Bob Wade and Maryland will be a tremendous one," The Coach said on the day of his appointment.

If his tenure at Dunbar was the courtship, the marriage should be a long and prosperous one.

Reaction to the Hiring of Bob Wade:

"He ran a class program at Dunbar. He had discipline. The kids were disciplined. Maryland will be disciplined with a capital D."

— Minnesota coach Clem Haskins

"As far as coaching, he can work right into that. The basketball end of it, I think he can click right along. The recruiting will be something he has to learn. It isn't easy."

— Miami (Fla.) coach Bill Foster

"He is an excellent coach, very knowledgeable, as good as they come out of high school."

— Syracuse coach Jim Boeheim

"I have always had a great deal of respect for Bob as a coach and a man. I think, provided with the proper opportunity, he will be successful. I think he's going to be."

— Georgetown coach John Thompson

Q & A with Maryland Coach Bob Wade

Q. In regard to Chancellor John B. Slaughter's choice of you as Maryland's new basketball coach, much was made of the transition from the high school to college level. What facet of the transition do you see as the most difficult?

Wade: The most difficult thing for me has been learning and getting a grasp of the various departments on campus. As far as recruiting goes, I don't feel I'll be at a disadvantage. I've been through the wars with the kids I had at Dunbar. I haven't been out on the road like the others have, but I know what to expect. The only other thing might be the strategies of coaches around the ACC, but there's so much videotape available that I can't see that as a problem.

Q. What does Maryland's belated practice start and regular season mean to you and the ballclub?

Wade: Since this is my first experience at this level, the late start really doesn't have that much effect on me. As for the youngsters, I'm not sure I can really speak for them, but I know there's a sort of void in their lives because they're used to starting practice in October. As for Bob Wade, I always started in November and coached football up until then, so it doesn't make that much difference.

Q. How did your NFL background help you at Dunbar, and how will it help you here at Maryland?

Wade: It allows me to relate to the youngsters in a positive manner. I've been to the top. I've seen guys come into the NFL heralded and acclaimed, then get hurt and have nothing to fall back on. I was one of those guys, but I had a

Bob Wade Profile

FULL NAME: Robert Purnell Wade

AGE: 42

DATE OF BIRTH: December 9, 1944

BIRTHPLACE: Baltimore, Maryland

MARRIED: To the former Carolyn Edwards of Baltimore on July 16, 1966.

CHILDREN: Daryl, 19, a sophomore at the University of South Carolina; and Darion, 10.

EDUCATION:

— Dunbar High, Baltimore, Maryland, 1963.

— Morgan State University, Baltimore, 1967. Earned Bachelor of Science degree and later achieved Master's equivalent in Physical Education.

ATHLETIC EXPERIENCE:

— Played football and basketball at Dunbar High.

— Four-year letterman defensive back at Morgan State, 1963-66.

— Drafted in the 15th round of the 1967 NFL Draft by the Baltimore Colts.

— played in the NFL with Pittsburgh (1968), Washington (1969) and in the AFL with Denver (1970-71).

COACHING EXPERIENCE:

— Eleven years at Dunbar High, Baltimore. Coached varsity football and basketball. Led the basketball program to a 272-24 record, three mythical national championships and nine MSA A Conference titles. From 1981 to 1985, his Dunbar basketball teams went a combined 119-1.

DUNBAR COACHING RECORD:

Year	Record
1975-76	12-6
1976-77	23-1
1977-78	24-3
1978-79	23-0
1979-80	24-3
1980-81	24-3
1981-82	29-0
1982-83	31-0
1983-84	30-0
1984-85	29-1
1985-86	23-7
Totals	272-24

degree and I made the most of my opportunity. Having something like an education to fall back on is of the utmost importance. I use myself as an example to the kids. I preach to them the values of academics and speak from personal experience.

Q. What was your first reaction to being offered the Maryland coaching job?

Wade: I was shocked, elated and honored to have ever been mentioned with some of the candidates who were rumored to be considered for the job. But after the shock wore off and I realized the situation was true, I got back to my life. We have a long way to go.

Q. During your latter years at Dunbar, your on-court philosophies closely resembled those of Georgetown coach John Thompson: pressure defense, transition offense, an end-to-end, athletic floor game that relied on speed and quickness. Will that be possible at Maryland?

Wade: I certainly like playing basketball at an up-tempo pace, but one of the more important aspects of coaching is adjusting to the talent he has. I'm hoping that, if the transition game isn't there for us during certain points of the season, then we can be mature enough to run our halfcourt offense efficiently. Defensively, we're going to have to get after some people if we're to be OK. If we do that, we'll be competitive.

ASSISTANT COACHES

The senior member of head coach Bob Wade's assistant staff, Ron Bradley begins his sixth season at Maryland and fourth season on a full-time basis, having served as a volunteer assistant to Lefty Driesell from 1981-83. Prior to his arrival in College Park, Bradley was head coach at alma mater Eastern Nazarene, where he led the Crusaders to a 96-51 record and four NCCAA District championships.

During Bradley's tenure as a full-time assistant at Maryland, the Terps have won 68 of 102 games (66 percent) and captured an ACC Tournament Championship (1984). His extensive educational background includes a Bachelor of Arts degree in Psychology/History from Eastern Nazarene and a Master's in Physical Education from Bridgewater State (Mass.) College. Bradley is currently pursuing his Ph.D. in Sports Psychology at Maryland, a program he enrolled in shortly after accepting the Terp volunteer position in 1982.

A four-year letterman in basketball at Eastern Nazarene (1969-73), Bradley ranked among the top 15 NAIA scorers in the nation twice and was a three-time honorable mention All-America selection by AP and UPI. Playing for his father, Carroll F. Bradley, who has since returned as coach at Eastern Nazarene, Ron scored 2,649 points in 107 games (24.8 ppg) and was drafted by the ABA's New York Nets as a junior-eligible in 1972.

Bradley played for several Boston-area semipro teams from 1973-76, then accepted the head coaching position at Eastern Nazarene. His Crusaders won 20 or more games twice and captured the NCAA Regional Championship in 1979. Married to the former Denise Smith of Salisbury, the Bradleys have two children: son Brad, 8, and daughter Katlin, 2. He was born in Springfield, Massachusetts on February 9, 1951.



Ron Bradley
Eastern Nazarene '73
Sixth Season at Maryland
11th Season Overall

After 14 seasons of direct association with the basketball program at Old Dominion, Oliver Purnell begins his second season as an assistant at Maryland. Recognized as one of the top recruiters on the East Coast, Purnell played a major role in establishing ODU as one of the better programs in the Atlantic Coast region and has teamed with fellow assistant Bradley to give Maryland its second straight solid recruiting year.

A 1975 graduate of Old Dominion and a sixth-round pick of the Milwaukee Bucks in that year's NBA Draft, Purnell was a three-year starter at point guard for the Monarchs. As a senior, he captained ODU to the Division II National Championship with a 25-6 record. He scored 1,090 points during his three seasons and still ranks fifth on the ODU all-time assist list with 474.

Purnell joined the Monarchs' coaching staff as a graduate assistant in 1975, after earning his Bachelor's degree in Health and Physical Education. He spent two years on the ODU staff as a grad assistant, earning his Master's in Administration in 1978. He was made a full-time assistant in 1977; in 1980, he was named top assistant coach. During Purnell's 10 years at Old Dominion, the Monarchs were 196-99 and made nine postseason appearances.

Born May 9, 1953 in Berlin, Maryland, Purnell's wife, the former Vicky Wise, graduated from Maryland in 1975 with a Bachelor's degree in music and worked in the Admissions Office for two years following graduation. They have two daughters: Olivia, 3; and Linsay, 1.



Oliver Purnell
Old Dominion '75
Second Season at Maryland
12th Season Overall



Jeff Adkins
Maryland '85
Second Season at Maryland
Second Season Overall

A four-year letterman at Maryland and the Terps' all-time leader in consecutive games played with 128, Jeff Adkins begins his second season on the Maryland coaching staff. Adkins joined the staff in September 1985 as a graduate assistant to Lefty Driesell, and assumed part-time status in May 1986, when Bart Bellairs accepted a position at the University of Massachusetts.

A graduate of Maryland with a Bachelor of Science degree in Economics, Adkins was a steady influence at guard for the Terps, who went 85-43 and qualified for three NCAA Tournaments during his tenure as a player. A seventh-round draft pick of the Chicago Bulls, Adkins had 999 points (7.8 ppg), 360 assists (2.8) and 310 rebounds (2.4) during his career. His best season was as a junior, when he started 31 games, shot 53.8 percent from the floor and averaged 9.5 points per game. He also averaged 9.9 points and 4.0 assists per game as a sophomore.

A native of Martinsville, Virginia, where he was born May 20, 1963, Adkins is single.

**Dr. Betty F. Smith/Chairperson, Athletic Council
Faculty Representative for Athletic Department**



Dr. Smith was appointed as Chairperson of the Athletic Council by Chancellor John Slaughter on June 1, 1985, succeeding Dr. Charles A. Taff, who had held the position since 1978. Slaughter's appointment made Dr. Smith the first female to hold such a position in the Atlantic Coast Conference.

Dr. Smith came to Maryland in August, 1970, as Professor and Chairman of the Department of Textiles and Consumer Economics, a position she holds today. Prior to joining the Maryland staff, she served as a member of the faculty of Cornell University.

A native of Arkansas, Dr. Smith obtained her B.S. degree at the University of Arkansas in 1951. Six years later she received an M.S. degree from Tennessee, and was awarded her Ph.D. in Textiles from Minnesota. Dr. Smith earned a second Ph.D. in Biochemistry at Minnesota in 1965.

In 1971, Dr. Smith was elected a fellow of the Textile Institute. She belongs to many professional societies, including the American Chemical Society, Sigma Xi, the Fiber Society, and the American Economics Association. With approximately 70 publications and papers from research in Textiles to her credit, Dr. Smith is also the co-author of the book *Introduction to Textiles* (Smith and I. Block), published by Prentice-Hall in 1982. In 1984, Dr. Smith was named a distinguished Alumna of Southern University. Since coming to Maryland, she has served on many departments and College and University committees.

When having time to relax from her heavy load of academic responsibilities, Dr. Smith is an avid golfer.

**Randy Hoffman (Maryland '74)
Associate Athletic Director**



Hoffman assumed his current duties as Dick Dull's top assistant in 1983, after serving as associate athletic director and director of sports marketing from March, 1982 to June, 1983. His duties as associate athletic director include the academic support unit, marketing, student housing, financial aid, television, and the Maryland radio network.

He received his initial Bachelor's Degree from Maryland in 1974, then obtained a second Bachelor's in Business Management in 1980. Hoffman is currently pursuing his Master's Degree in Administration; he has also served as both assistant and head golf coach and director of golf facilities.

Hoffman came to Maryland after graduating from Lewisburg (Pa.) High in 1969, where he received eight athletic letters and was captain of the football, basketball and golf teams. He lettered two years on the Maryland golf team, and presently serves as a Terrapin Club Member and on the Board of Governors for the M Club Foundation.

**Robert T. Stumpff (Maryland '68)
Associate Athletic Director**



Bob Stumpff returned to the Terrapin athletic department in July, 1980, as associate athletic director for business affairs. He now supervises the game-day activities of Byrd Stadium and Cole Field House and is responsible for the daily operation of all athletic facilities, including security and scheduling. He also coordinates department insurance programs, personnel and payroll functions.

Stumpff came to Maryland from Lewistown, Pa., where he was on the wrestling and track teams. As an undergraduate at Maryland, he was manager of the wrestling team before receiving his degree in Transportation Administration in June, 1968. Upon graduation, he was named administrative assistant to the director of athletics, Jim Kehoe. From September, 1969 to July, 1980, Stumpff served as associate director of the Maryland Student Union. He is a 1978 graduate of the University of Kentucky's College of Business Management Institute.

Since 1970, Stumpff has been a member of the Board of Governors of the M Club and is presently an advisor to the Sigma Circle of Omicron Delta Kappa. Stumpff is also a member of the College of Athletic Business Managers Associates.

**Gothard Lane (Randolph-Macon '71)
Assistant Athletic Director**



Gothard Lane assumed the duties of assistant athletic director for non-revenue sports in March, 1982. He also works with the football and basketball programs in handling their scheduling.

He began his career at Maryland in 1973, when he was hired by football coach Jerry Claiborne as a defensive backfield coach, a job he held for four years. From 1977 to 1982, Lane held the position of administrative assistant to the director of athletics, and director of recruiting.

As assistant AD, Lane holds administrative responsibility for all men's and women's non-revenue sports.

**Jeff Hathaway (Maryland '81)
Associate Athletic Director**



Jeff Hathaway assumed the duties of associate athletic director this spring, replacing Frank Gray, who retired after serving in many capacities at Maryland since 1943. As associate athletic director, Hathaway's duties will include monitoring a budget that reached \$7 million in 1986.

Hathaway had previously served as business manager before his appointment as associate athletic director. After graduating from Maryland, he went directly to the Chicago White Sox, where he served as director of community relations. While with the White Sox, Hathaway arranged all public appearances and speaking engagements for players in 1981 and 1982. He came to Maryland as an undergraduate from DeMatha High, where he served as basketball manager and assistant trainer for coach Morgan

Wooten. Hathaway also acted as student trainer for two years with the Maryland basketball team, and for two years with the football team.

Already a lifetime member of the M Club, Terrapin Club and Maryland Alumni Association, Hathaway did his public relations internship with the Washington Redskins during their 1980 training camp, under the tutelage of current sports information director Joe Blair. He received his B.S. in Athletic Administration through the Individual Studies program. Hathaway is a certified emergency medical technician.

Frank Costello (Maryland '68) Strength and Conditioning Coach



Frank Costello assumed the position as assistant to the athletic director in 1981, and is in charge of the strength and conditioning program for the entire athletic department.

No stranger to Maryland, Costello was an All-America high jumper for the Terps from 1965-1968 and served as assistant track coach for six years after graduation. He was named head track coach in 1974, a position he held for seven years. He developed

several world-class track stars, including world record holder Renaldo Nehemiah, the hurdler now with the NFL's San Francisco 49ers.

Costello came to Maryland as the New Jersey high jump champion and record holder in 1963, and was undefeated in ACC, IC4A and NCAA competition in 1965, winning both NCAA titles. While competing with Maryland, he also won seven titles in the Penn Relays, the Milrose Games, the Eastern European Championships, the Southern Hemisphere Games and the French National Championship. He was ranked third in the world in 1966.

In addition to coaching track and field, Costello has published several articles on training techniques. He served as a conditioning consultant for the NFL's Green Bay Packers from 1977-80, and has served as high jump coach for the Olympic Development Program.

He is assisted by Scott Fanz, a former defensive tackle for the Terps from 1977-80.

William "Spider" Fry (Maryland '51) Assistant Athletic Director



"Spider" Fry moved into an administrative position in the athletic department in 1978 after having devoted 15 years to the athletes as Head Trainer. He now serves as Director of the Golf Facilities.

As a Maryland undergraduate he earned his letter in varsity soccer and a B.S. Degree in Physical Education. He was an assistant trainer at Maryland before taking over the Head Trainer duties at Dartmouth.

He returned to Maryland after five years at Dartmouth in March 1967.

Thomas M. Fields (Maryland '42) Executive Director Educational Foundation



Col. Tom Fields has served as executive director of the Maryland Educational Foundation since 1970, when he retired as a Colonel in the United States Marine Corps.

During the last year, the funds generated by the Educational Foundation totaled more than \$2.5 million. The membership of the Terrapin Club has expanded to 3,689 with 99 lifetime members (\$10,000 contribution), 147 Super Terrapins (\$2,500 annual contribution) 592 Diamondbackers (\$1,500 annual contribution) and 686 Gold Members (\$750 annual contribution).

More than 50 percent of all contributors did not attend Maryland, but all are strong supporters of the university, the NCAA, and the principles of competition.

The funds provided by the foundation have enabled the Terps to develop one of the best women's athletic programs in the nation. All funds go to scholarships; the scholarship programs for the female athletes is equal to the program for men's non-revenue sports.

Fields was a track star for the Terps as an undergraduate and helped lead Maryland to one of its finest days ever at the Penn Relays, as the Terps won three Championship of America relays. During World War II, Fields served in combat on Guadalcanal, Vella Lavella, Bougainville, and Iwo Jima. He also served in Korea and Vietnam. At the time of his retirement from the Corps, Fields was Deputy Director of Information, Headquarters, Marine Corps.

John W. Zane (Maryland '60) Assistant Athletic Director Sports Information Director



Entering his 18th year as sports information director at Maryland and his 27th year in sports information, Jack Zane was accorded the highest honor in his field this summer, when he was selected to the CoSIDA Hall of Fame by past members of the Hall.

Zane returned to Maryland in August, 1969, after serving as SID at The George Washington University for six years. He received his degree in Journalism from Maryland in February, 1960, after serving as student assistant to Joe Blair for three years. He served as Blair's full-time assistant for two years after graduation. While at Maryland, Zane was the first executive sports editor of the Diamondback, SMC of Pi Kappa Alpha and a member of the Sigma Delta Chi journalism fraternity.

He served seven years as a member of the NCAA Public Relations Committee and one year as a member of the NCAA public relations/promotions committee. Zane has been a member of CoSIDA for 27 years, and was elevated to the Presidency of CoSIDA at the 1985 meeting in Boston. Zane is also a member of the Football, Basketball and Baseball Writers of America, the Maryland Chapter of Sigma Delta Chi, the Atlantic Coast Conference Sportswriters and the Washington, D.C. Touchdown Club, as well as a Diamondback Member of the Terrapin Club.

A graduate of Southern (Harwood) High in Lothion, Zane is a native of Maryland and served 4½ years in the Navy before enrolling at Maryland. He is married to the former Judy Allen of Fayetteville, W. Va. and a graduate of The George Washington University.

Joseph F. Blair (Missouri '50)
Assistant Sports Information Director



Joe Blair returned to Maryland in August, 1983, where he began his public relations career 33 years before. He served as sports information director at Maryland for 13 years before joining the Washington Redskins as public relations director and head of media relations.

He has worked with the NFL Players Association, assisted at Maryland and served as a consultant for the U.S. Football League Washington Federals during his 35 years in the area.

Joe spent a total of 18 years with the Redskins, retiring after earning his Super Bowl ring in 1982, when the Redskins defeated the Miami Dolphins. He has worked with a National Championship team at Maryland (1953) and served as an assistant to the NFL at 12 Super Bowls. The "Blair Lounge" at the nearby Ledo restaurant was named after him in 1956.

In returning to Maryland three years ago, Blair rejoined Jack Zane, whom he lured to the field as a Maryland student. He served as Best Man at Zane's 1966 wedding. A product of the Missouri School of Journalism, Blair is a veteran of World War II (Air Force) and a native of Freeport, Pa.

John M. Hawkins (Towson State '86)
Sports Information/Publications



The newest member of the athletic department, John Hawkins joined Maryland in June, 1986, after 3½ years at the Baltimore News American. In addition to his duties as assistant sports information director, Hawkins will also serve as editor and contributing writer to the Maryland Athletic Preview, a quarterly journal published by the Maryland athletic program.

Born in Norfolk, Va. but a resident of Baltimore for 23 years, Hawkins joined the News American in January, 1983 in a part-time capacity. He acquired full-time status in January, 1984, and temporarily abandoned pursuit of a Bachelor's Degree in Communications at Towson State. He assumed coverage of the MISL Blast and worked general assignment duty for the paper until September, 1985, when he was selected by the News American to cover Maryland athletics.

Hawkins' duties encompassed coverage of the Terps, Orioles and Naval Academy sports until the paper ceased publication in May, 1986. Athletic director Dick Dull immediately hired Hawkins as an assistant to Zane and regular contributor to the Athletic Preview. Earlier in 1986, Hawkins completed the requirements for his Bachelor's Degree at Towson State.

Mary L. Baldwin (Biscayne College '82)
Assistant Sports Information Director



Mary came to the athletic department in August, 1984, as secretary to sports information director Jack Zane, then was named as a sports information assistant in the summer of 1985. Her duties entail handling publicity for all non-revenue sports, including women's basketball.

A native of Rockville, Md., Baldwin graduated from Robert E. Peary High in 1973. She received an A.A. in Recreation from Montgomery College and a B.A. in Sports Information from Miami's Biscayne College in 1982.

While at Biscayne, Baldwin served as secretary to the athletic director and sports information director. During her senior year, she served an internship with the Baltimore Orioles, as administrative secretary to the director of player development for the 1982 spring training camp in Miami.

During the two-year existence of the U.S. Football League's Washington Federals, Baldwin served as administrative assistant to the assistant general manager and player personnel director.

Baldwin also contributes to the operation of the football press box in addition to her duties as sports information director for non-revenue sports.



BASKETBALL STAFF

Dr. Stanford A. Lavine (Maryland '50)

Team Physician



Dr. Lavine, for 26 years has been the University's Team Physician and Orthopedic Surgeon. He has medically supervised athletes in all of the University's sports programs, which now numbers 22.

He is with the football team at all games, home and away, and attends all the home basketball games and many away games. His office is on call at all times when the trainers call for him to see an athlete. In all these years, Dr. Lavine has missed only 5 Maryland football games.

He is considered one of the nation's top Orthopedic Surgeons and is most prominent in the field of "Sports Medicine." He has an annual clinic which attracts the top Orthopedic Surgeons and athletic team doctors in the country. His reputation has brought him numerous professional athletes of all sports, men and women, for surgery and treatment.

Dr. Lavine had been the team physician for the Washington Redskins since 1975. He also was the team physician for the Washington Bullets, 1973-79. Thus, his trophy mantle glitters with 5 Maryland ACC Championships rings, 2 Redskin Super Bowl rings, and one NBA Championship ring while with the Bullets.

Out of Pittsburgh's (PA) Schenley High School, he has scholarship offers from the University of Kentucky and West Virginia before choosing Maryland. In his first year as the Terp quarterback, he played for the legendary Clark Shaughnesy. Playing for the late Jim Tatum his junior year, he led the Terps to a 9-1 record including a 20-7 win over Missouri in in the Gator Bowl in which he threw for two touchdowns.

Following graduation from the University's Medical School, he interned in Philadelphia and Cleveland, served two years in the Air Force then began his medical practice at Washington Hospital Center. He now works out of the Center and Sibley Hospital.

John J. Bush (Florida State '69)

Head Trainer



J. J. Bush joined the Maryland Training Staff in 1972 and took over the Head Trainer's duties in 1978. He has the overall responsibility for 22 varsity sports.

He came to Maryland from the U.S. Army where he served with the Airborne Rangers. He holds a Private Pilot's license and enjoys flying when he has the opportunity.

J. J. has hosted several Cramer Student Trainer Workshops at Maryland and is active in the National Athletic Trainers Association especially in the area of improving training on the high school level. In 1981 he was appointed as the District III representative to the National Association's Committee on Licensure. In 1981 he was also elected President of the Maryland Athletic Trainer Association, a group he helped organize in 1980. He and his wife Gina have a son Jordan 2½ years old, and he has a stepson, Brandon Cole 9.

Frank Grimaldi, Jr.

Assistant Trainer



Frank Grimaldi joined the Maryland training staff in time for the 1983 football season. He and his wife Mary Kay are both Northern Illinois graduates. Both also earned their Master's degrees from Northern Illinois while Mary Kay also has a M.B.A. from DePaul.

Frank was a fine athlete himself as he captained the Ridgewood High cross country and track teams winning MVP honors in track.

Frank works full time with football during the season and through all of spring practice. During the winter season, he serves as the Head Basketball Trainer.

He was born in Chicago 1/7/56 with his hometown, Norridge, Illinois.



Managers: (L-R) Jim Spicer, Tim Burton, Troy Wainwright



Linda Van Wagenen
Receptionist



Ron Ohringer
Equipment

COLE FIELD HOUSE


A new era in Maryland Athletics began on Dec. 2, 1955, when the University of Maryland Activities Building was officially dedicated with a ceremony and basketball game vs. Virginia. It marked the third time in 32 years a new gym had been built to handle the increasing popularity of basketball. The building had a permanent seating capacity of 12,004 (plus 396 temporary seats), making it at the time of dedication second in size among arenas on the East Coast (to New York's Madison Square Garden).

Maryland's previous home courts included the Old Ritchie Coliseum (the recently demolished Annapolis Hall), and the 5,000-seat Ritchie Coliseum. Old Ritchie was built in 1923; eight years later, the new Ritchie was opened adjacent to the old Byrd Stadium along Route 1. As with the opening game at Ritchie, Maryland emerged from their first game in the Activities Building victorious — a 67-55 victory over the Cavaliers.

At the dedication ceremonies, Judge William P. Cole, Jr., Chairman of the Board of Regents, handed over the keys of the building to University President Wilson Elkins, who passed them to the Student Government President. The building was originally dedicated for the use of the student body but a year later was re-dedicated in honor of Cole, who served on the Board of Regents for 25 years.

Cole Field House was erected at the cost of \$3.3 million and financed with funds from a self-liquidating bond issue and a special student activity fee. It now houses the main athletic department offices and all but four intercollegiate teams. Cole has served as the site of two NCAA Basketball Finals (1966 and 1970) and six Eastern Regionals of the Tournament. Other events held in Cole include the NCAA Wrestling Championships in 1960, 1972 and 1978 and, this coming March, the CYO-M Club Invitation Track Meet, featuring national and international stars in basketball, gymnastics, table tennis and volleyball.

Maryland has a 309-95 record in 32 seasons at Cole, a winning percentage of .765.



Conference Directory

Commissioner's Office
 (2100 N West Cornwallis Drive, Greensboro, N.C. 27408)
 (Mailing Address: P.O. Box 29169, Greensboro, N.C. 27429-9169)
 (Area Code for all telephones listed below is 919)

Commissioner:	
ROBERT C. JAMES	282-1108
Assistant Commissioners:	
JOHN A. FUZAK	282-4898
MARVIN A. FRANCIS (Service Bureau Director)	288-1548
FRED E. BARAKAT (Supervisor of Basketball Officials)	288-0208
BRADLEY E. FAIRCLOTH (Supervisor of Football Officials)	288-0208
JON B. LeCRONE (Non-Revenue Sports)	282-4898
Executive Associate to Commissioner:	
Mrs. NANCY F. THOMPSON	282-1108
Assistant Service Bureau Director:	
BRIAN A. MORRISON	288-1548
Secretaries:	
Mrs. Jean M. Patton	288-1548
Mrs. Kathy C. Hunt	288-0208
Ms. Elsie I. Porter	282-4898

CLEMSON UNIVERSITY: Clemson, S.C. 29631. Telephone: 803/656-2101

Dr. B.J. Skelton, Faculty Representative, 656-2283 (o); 654-2217 (h)
 Bobby Robinson, Director of Athletics, 656-2101 (o); 654-4426 (h)
 Len Gough, Associate Athletic Director/Promotions, 656-2101 (o); 882-7003 (h)
 Dought Rayne, Associate Athletic Director/Non-Revenue Sports, 656-2101 (o); 654-4441 (h)
 Clyde Wrenn, Assistant Athletic Director/Football, 656-2101 (o)
 Van Hildebrand, Assistant Athletic Director/Ticket Manager, 656-2118 (o); 654-1391 (h)
 Fred Hoover, Assistant Athletic Director/Football, 656-2101 (o)
 Don Wade, Administrative Assistant, 656-2101 (o); 882-0017 (h)
 Allison Dalton, Executive Director, IPTAY, 656-2101 (o); 878-4139 (h)
 Robert Ricketts, Business Manager, 656-2101 (o); 646-9878 (h)
 Bob Bradley, Sports Information Director, 656-2101 (o) or 656-2114 (o); 654-5419 (h)
 Tim Bourret, Associate Sports Information Director, 656-2101/2114 (o); 654-6240 (h)
 Kasse Kessinger, Assistant Sports Information Director, 656-2101/2114 (o); 654-5878 (h)
 Danny Ford, Football Coach, 656-2101 (o)
 Cliff Ellis, Basketball Coach, 656-2101 (o)
 Bill Wilhelm, Baseball Coach, 656-2101 (o); 654-5801 (h)
 I.M. Ibrahim, Soccer Coach, 656-2101 (o)
 Chuck Knese, Men's Tennis Coach, 656-2101 (o); 654-4887 (h)
 Bob Boettner, Men's & Women's Swimming Coach, 656-2101 (o); 654-6103 (h)
 Eddie Griffin, Wrestling Coach, 656-2101 (o); 654-1499 (h)
 Wade Williams, Men's Track/Cross Country Coach, 656-2101 (o)
 Larry Penley, Golf Coach, 656-2101 (o); 654-5718 (h)
 Anne Trumble, Women's Basketball Coach, 656-2101/2212 (o); 646-9572 (h)
 Andy Johnson, Women's Tennis Coach, 656-2101 (o); 654-5784 (h)
 Wayne Coffman, Women's Track/Cross Country, 656-2101 (o); 646-3421 (h)
 Linda White, Volleyball Coach, 656-2101 (o); 654-6299 (h)

DUKE UNIVERSITY: Durham, N.C. 27706. Telephone: 919/684-2120

Dr. A. Kenneth Pye, Faculty Representative, 684-5593 (o); 489-7945 (h)
 Tom Butters, Director of Athletics, 684-2431 (o); 383-1171 (h)
 Joe Alleva, Assistant Athletic Director, 684-5360 (o); 477-7438 (h)
 Lorraine Woodyard, Assistant Athletic Director, 684-5881 (o); 383-3153 (h)
 John Roth, Sports Information Director, 684-2633 (o); 4471-9514 (h)
 Jill Nixon, Assistant Sports Information Director, 684-2633 (o)
 Rudy McLawhorn, Ticket Manager 681-2583 (o); 489-7827 (h)
 Steve Sloan, Football Coach, 684-2635 (o)
 Mike Krzyzewski, Basketball Coach, 684-3777 (o)
 Larry Smith, Baseball Coach, 684-2358 (o); 479-0905 (h)
 Al Buehler, Men's Track/Cross Country Coach, 684-4171 (o); 489-2128 (h)
 John Rennie, Soccer Coach, 684-5180 (o); 493-1325 (h)
 Bill Harvey, Wrestling Coach, 684-6919 (o); 477-8034 (h)
 Rod Myers, Men's Golf Coach, 684-2817 (o); 489-1423 (h)
 Tony Cullen, Lacrosse Coach, 684-4427 (o); 732-7775 (h)
 Steve Strome, Men's Tennis Coach, 684-6881 (o); 383-8144 (h)
 Bob Thompson, Men's & Women's Swimming Coach, 684-5945 (o); 383-5751 (h)
 Debbie Leonard, Women's Basketball Coach, 684-5881 (o); 732-8563 (h)
 Jacki Silar, Field Hockey Coach, 684-5881 (o); 732-7754 (h)
 Mike Forbes, Women's Track/Cross Country Coach, 684-4171 (o); 489-3024 (h)
 Jon Wilson, Volleyball Coach, 684-5881 (o); 493-7018 (h)

GEORGIA INSTITUTE OF TECHNOLOGY: Atlanta, Ga. 30332. Telephone 404/894-5400

Dr. William M. Sangster, Faculty Representative, 894-3350 (o); 433-8180 (h)
 Homer Rice, Director of Athletics, 894-5411 (o); 252-9173 (h)
 John O'Neill, Senior Associate Athletic Director/Business Manager, 894-5424 (o); 237-4466 (h)
 Jack Thompson, Associate Athletic Director, 894-5427 (o); 977-2898 (h)
 Jim Luck, Senior Assistant Athletic Director, 894-5473 (o); 634-0350 (h)
 Jim Murphy, Assistant Athletic Director/Finance, 894-3780 (o); 427-2270 (h)
 Lawton Hydeck, Assistant Athletic Director/Men's Sports, 894-5474 (o); 962-5299 (h)
 Scott Zolk, Assistant Athletic Director/Academics, 894-4421 (o); 952-8693 (h)
 Bill McDonald, Assistant Athletic Director/Sports Medicine, 894-5460 (o); 926-2945 (h)
 Bernadette McGlade, Assistant Athletic Director/Women's Basketball Coach, 894-5416 (o); 355-1226 (h)
 Mike Finn, Sports Information Director, 894-5445 (o); 938-9910 (h)
 Mike Stamus, Assistant Sports Information Director, 894-5445 (o); 355-1726 (h)
 Frank Zang, Assistant Sports Information Director, 894-5445 (o); 355-3254 (h)
 Mary Fowler, Ticket Manager, 894-5448 (o); 981-3060 (h)
 Bill Curry, Football Coach, 894-5448 (o); 262-1010 (h)
 Bobby Cremins, Basketball Coach, 894-5425 (o); 394-9015 (h)
 William (Puggy) Blackmon, Golf Coach, 894-4423 (o); 921-8514 (h)
 Buddy Fowlkes, Men's Track Coach, 894-5451 (o); 843-3770 (h)
 Gery Groshmond, Men's Tennis Coach, 894-4401 (o); 252-3024 (h)
 Lowell Lange, Wrestling Coach, 875-9274 (o); 876-6649 (h)
 Herb McAuley, Swimming Coach, 894-5454 (o); 233-1853 (h)
 Jim Morris, Baseball Coach, 894-5471 (o); 874-2552 (h)
 Rick Davison, Women's Tennis Coach, 894-5024 (o)
 Judy Sackfield, Volleyball Coach, 894-5453 (o); 493-7656 (h)
 Dee Todd, Women's Track/Cross Country Coach, 894-5400 (o); 996-3987 (h)

UNIVERSITY OF NORTH CAROLINA: Chapel Hill, N.C. 27514. Telephone: 919/962-6000

Dr. Richard G. Hiskey, Faculty Representative, 962-6193 (o); 967-4533 (h)
 John Swofford, Director of Athletics, 962-6000 (o); 929-3551 (h)
 Dick Baddour, Associate Athletic Director, 962-6000 (o); 942-2522 (h)
 Paul Hoodahan, Associate Athletic Director, 962-6000 (o); 967-8326 (h)
 Bob Savod, Associate Athletic Director/Marketing & Promotions, 962-5411 (o); 929-9247 (h)
 John Lotz, Assistant Athletic Director/Non-Revenue Sports, 962-5411 (o); 967-8565 (h)
 Willie Scrogg, Assistant Athletic Director/Operation & Lacrosse Coach, 962-2261 (o); 942-7476 (h)
 Ken Brown, Director of Ticket Operations, 962-6000 (o); 544-1356 (h)
 Rick Brewer, Sports Information Director, 962-2123 1376 (o); 929-2721 (h)
 Dave Lohse, Assistant Sports Information Director, 962-2123 1376 (o); 967-7272 (h)
 Scott Jared, Assistant Sports Information Director, 962-2123 1367 (o); 967-3519 (h)
 Dick Crum, Football Coach, 966-2575 (o); 967-1712 (h)
 Dean Smith, Basketball Coach, 962-1154 (o)
 Mike Roberts, Baseball Coach, 962-5411 (o); 967-8686 (h)
 Anson Dorrance, Soccer Coach, 962-5411 (o); 967-5036 (h)
 Dennis Craddock, Men's/Women's Track & Cross Country Coach, 962-5411 (o)
 Bill Lam, Wrestling Coach, 962-5411 (o); 942-5570 (h)
 Allen Morris, Men's Tennis Coach, 962-5411 (o); 929-7707 (h)
 Kitte Harrison, Women's Tennis Coach, 962-2261 (o); 493-3781 (h)
 Frank Comfort, Swimming Coach, 962-6000 (o); 967-5447 (h)
 Devon Brouse, Men's Golf Coach, 962-2349 (o); 544-3087 (h)
 Peggy Bradley-Doppes, Volleyball Coach, 962-5411 (o)

NORTH CAROLINA STATE UNIVERSITY: Raleigh, N.C. 27695-8501. Telephone: 919/737-2101

Dr. Richard D. Mochrie, Faculty Representative, 737-2766 (o); 467-1552 (h)
 Jim Valvano, Athletics Director/Basketball Coach, 737-2109 (o)
 Frank Weedon, Senior Associate Athletic Director, 737-2560 (o); 851-5277 (h)
 Nora Lynn Finch, Associate Athletic Director, 737-2101 (o); 467-2655 (h)
 Kevin O'Connell, Assistant Athletic Director, 737-3045 (o); 848-3212 (h)
 Howard Hink, Assistant Athletic Director, 737-3382 (o); 799-6356 (h)
 Bob Robinson, Assistant Athletic Director, 737-3315 (o); 851-4319 (h)
 Ray Tanner, Assistant Athletic Director, 737-2169 (o); 851-9757 (h)
 Richard Farrell, Business Manager, 737-3475 (o); 362-7142 (h)
 Bessie Steele, Ticket Manager, 737-2106 (o); 787-1714 (h)
 Ed Seaman, Sports Information Director, 737-2102 (o); 829-9186 (h)
 Mark Bockelman, Assistant Sports Information Director, 737-2102 (o); 467-7138 (h)
 Doug Herakovich, Assistant Sports Information Director, 737-2102 (o); 851-8516 (h)
 Bill Pomeranz, Director of Publications, 737-3406 (o); 362-4108 (h)
 Dick Sheridan, Football Coach, 737-2114 (o)
 Kay Yow, Women's Basketball Coach, 737-2880 (o); 467-2655 (h)
 George Tarantini, Men's Soccer Coach, 737-3476 (o)
 Larry Gross, Women's Soccer Coach, 737-3476 (o)
 Sam Esposito, Baseball Coach, 737-3612 (o)
 Don Easterling, Swimming Coach, 737-2849 (o); 362-7256 (h)
 John Candler, Diving Coach, 851-3935 (o); 851-4181 (h)
 Rolie Genger, Track & Cross Country Coach, 737-3959 (o); 833-5687 (h)
 Bob Guzzo, Wrestling Coach, 737-3548 (o); 851-4602 (h)
 Richard Sykes, Golf Coach, 737-3317 (o); 365-7512 (h)
 Judy Martino, Volleyball Coach, 737-3826 (o); 544-7061 (h)
 Crawford Henry, Tennis Coach, 737-2493 (o)
 Jim Rehbock, Head Athletic Trainer, 737-3960 (o); 851-4917 (h)


UNIVERSITY OF VIRGINIA: Charlottesville, Va. 22903. Telephone: 804/924-3011/3025

Dr. D. Alan William, Faculty Representative, 924-6415 (o); 296-1690 (h)
 Dick Schultz, Director of Athletics, 924-7155 (o); 296-7895 (h)
 Jim West, Associate Director of Athletics, 924-3494 (o); 973-3841 (h)
 Todd Turner, Associate Director of Athletics, 924-6000 (o); 296-2671 (h)
 Keith Van Derbeek, Associate Director of Athletics, 924-6008 (o); 973-5852 (h)
 Barbara Kelly, Assistant to Director of Athletics, 924-6032 (o); 296-7824 (h)
 Tom Gearhart, Assistant to Director of Athletics, 924-3948 (o); 979-2756 (h)
 Dick Mathas, Ticket Manager, 924-6001 (o); 973-6968 (h)
 Rich Murray, Sports Information Director, 924-3205 (o); 978-2966 (h)
 Doyle Smith, Associate Sports Information Director, 924-3205 (o); 295-0739 (h)
 Steve Blake, Assistant Sports Information Director, 924-3205 (o); 295-9992 (h)
 Steve Lockard, Assistant Sports Information Director, 924-3205 (o); 973-6584 (h)
 Craig Hornberger, Publications Editor, 924-3205 (o); 973-8437 (h)
 Jim Adams, Men's Lacrosse Coach, 924-3635 (o); 296-7802 (h)
 Bruce Arena, Men's Soccer Coach, 924-3480 (o); 973-3544 (h)
 Mark Bernardino, Swimming Coach, 924-3676 (o); 977-8445 (h)
 Fred Binggeli, Cross Country Coach, 924-6036 (o); 977-0636 (h)
 George Edwards, Wrestling Coach, 924-6201 (o); 296-3639 (h)
 Joe Gieck, Head Trainer, 924-3873 (o); 293-3273 (h)
 Lauren Gregg, Women's Soccer Coach
 Terry Holland, Basketball Coach, 924-3405 (o)
 Clem King, Golf Coach, 293-4653 (o); 296-6982 (h)
 James Miller, Field Hockey/Women's Lacrosse Coach, 924-7863 (o); 979-7851 (h)
 Homer Richards, Men's Tennis Coach, 924-6043 (o); 973-5713 (h)
 Phil Rogers, Women's Tennis Coach, 924-6043 (o); 977-1841 (h)
 Debbie Ryan, Women's Basketball Coach, 924-7865 (o); 295-1404 (h)
 Deb Tyson, Volleyball Coach
 George Welsh, Football Coach, 924-3063 (o)
 Dennis Womack, Baseball Coach, 924-6004 (o); 973-1842 (h)

WAKE FOREST UNIVERSITY: Winston-Salem, N.C. Telephone: 919/761-5000

Dr. John W. Sawyer, Faculty Representative, 761-5335 (o); 725-0144 (h)
 Dr. Gene Hooks, Director of Athletics, 761-5616 (o); 722-1069 (h)
 Dennis Haglan, Assistant Athletic Director, 761-5753 (o); 766-0159
 Dorothy Casey, Women's Athletic Director, 761-5858 (o); 723-2088 (h)
 William Faircloth, Assistant Athletic Director, 761-5621 (o); 724-6489 (h)
 Charlie Patterson, Assistant Athletic Director, 761-5626 (o); 760-2323 (h)
 John Justus, Sports Information Director, 761-5640 (o); 945-9729 (h)
 Bert Woodard, Assistant Sports Information Director, 761-5640 (o); 723-4248 (h)
 Barbara Dery, Assistant Sports Information Director, 761-5640 (o); 765-0305 (h)
 Rebecca Waggoner, Ticket Manager, 761-5613 (o); 761-8274 (h)
 Al Groh, Football Coach, 761-5631 (o); 724-5570 (h)
 Bob Staak, Men's Basketball Coach, 761-5622 (o)
 Marvin Crater, Baseball Coach, 761-5570 (o); 768-4613 (h)
 Jesse Haddock, Golf Coach, 761-5619 (o); 998-2420 (h)
 John Goodndge, Men's Track/Cross Country, 761-5630 (o)
 Frances Goodndge, Women's Track/Cross Country, 761-5630 (o)
 Ian Crookenden, Men's Tennis Coach, 761-5634 (o); 922-1210 (h)
 DeDe Allen, Women's Tennis Coach, 761-5752 (o)
 Walt Chyzowych, Soccer Coach, 761-5516 (o)
 Joe Sanchez, Women's Basketball Coach, 761-5763 (o)
 Barbara Bradley, Field Hockey Coach, 761-5859 (o)
 Fred Wenelboe, Volleyball Coach, 761-4952 (o)

A PREVIEW OF 1986-87



1986-87 Preview

Many college basketball programs talk of rebuilding. So often is the term used, in fact, that it has become a worn cliché, perhaps even an excuse for a particular squad's lack of returning leadership and experience. But rarely has the concept of rebuilding been more applicable than at Maryland this season, as first-year coach Bob Wade embarks on his initial college season with one of the youngest, least experienced clubs in Maryland and ACC history.

Gone, for one reason or another, are seven members of last year's 19-14 Terp roster, a team that advanced to the NCAA Tournament for the fourth straight season and the fifth time in seven years. Among the departed are the top four 1985-86 scorers, six of the top seven rebounders and six of the eight players who saw action in at least 300 minutes. Also, consider that the Terps have lost 79 percent of all scoring and 71 percent of all rebounding. Rarely, if ever, has existed a more formidable rebuilding task.

Wade, a man who stressed a fullcourt, fast-paced brand of basketball during his years at Dunbar (Baltimore) High, will draw from a 1986-87 team that can best be described as very young and athletically capable. Ten of the 11 definite roster members are freshmen or sophomores. Only one Terp—junior forward Derrick Lewis—has scored more than 200 points and grabbed more than 30 rebounds in his Division I college career. But in procuring its second straight group of solid recruits, Maryland and Wade can look to the future and consider those same 10 freshmen/sophomores will form a cohesive unit in the years to come.

For now, consider the Terps wet behind the ears. "We'll have a team with good foot speed and good perimeter shooters," Wade says. "We'll also be very young and very inexperienced in regard to ACC wars, and we'll suffer from a lack of depth in the frontcourt."


Up front, the Terps will depend largely on Lewis. The 6-7 forward (7.9 ppg, 6.7 rpg in 1985-86) has 170 blocked shots in his two seasons at Maryland—by far and away the most among returning ACC players (see page 59)—and is regarded as one of the conference's premier defensive players. Where Lewis plays—be it power forward or center—will depend on the progress of 6-11 freshman Andre Reyes. "Andre's going to be thrown into a must-play situation immediately," says Wade. "Instead of allowing him to grasp the situations of college basketball, as we would have hoped, he's being thrown into a must-play situation. He's going to make a lot of mistakes, so it's important for us to help

1986-87 University of Maryland Basketball Roster

No.	Name	Pos.	Hgt.	Wgt.	Class	Hometown/High School
23	Dave Dickerson	F	6-6	200	Sophomore	Olar, SC/Denmark-Olar
44	Steve Hood	F/G	6-6	190	Freshman	Hyattsville, MD/DeMatha
21	John Johnson	G	6-4	170	Sophomore	Knoxville, TN/Bearden
10	Mark Karver	F	6-7	195	Freshman	Bethesda, MD/Chevy Chase
# 5	Mitch Kasoff	G	6-1	175	Freshman	Pikesville, MD/Pikesville
33	Derrick Lewis	F	6-7	195	Junior	Temple Hills, MD/John Carroll
11	Teyon McCoy	G	6-1	170	Freshman	Hammond, IN/Bishop Noll
22	Greg Nared	G	6-4	190	Sophomore	Wilmington, OH/Wilmington
* 50	Phil Nevin	C	6-11	250	Freshman	Vandergrift, PA/Kiski Area
4	Ivan Powell	G	6-4	190	Sophomore	Waterbury, CT/Buckley HS/ Mattatuck JUCO
45	Andre Reyes	C	6-11	220	Freshman	Manning, SC/Manning
# 13	Pat Holland	F	6-8	195	Freshman	University Park, MD/DeMatha
# 20	Tom Worstell	G	6-2	190	Junior	Manassas, VA/Stonewall Jackson

* Denotes 1985-86 Redshirt

Denotes Walk-On



Sophomore guard John Johnson ranks second among returning Terps in minutes played and points, and had more three-point plays per minute last season than any guard in the ACC.

him learn as much as he can as he goes along. There will be times when that support will occur on a very hurried basis." Red-shirt freshman Phil Nevin will provide depth.

The small forward position appears set. Freshman Steve Hood, a high school All-America with a soft shooting touch, and sophomore David Dickerson, who saw limited action last season give the Terps two potentially quality players. Freshman Mark Karver could also see some time at small forward, although his skills seem more suited to the backcourt. Dickerson ranks third among returning Maryland scorers (2.1 ppg) and showed outstanding athletic ability during brief stints last season. If Wade chooses a smaller lineup, Dickerson and Hood could be paired at forward with Lewis at center, giving the Terps a small but agile frontcourt.

The backcourt is stocked with possibilities but little experience. Sophomore John Johnson (6-4), Maryland's second-leading returning scorer (5.8 ppg) and rebounder (2.9) heads a group of freshmen/sophomores who should only get better as the season progresses. Johnson ranks first among returning ACC guards in three-point plays last season (six) despite playing only 493 minutes, testimony to his outstanding first-step quickness and ability to

penetrate. Sophomore Greg Nared (6-4) saw action in only seven games in 1985-86, but could contend for considerable playing time this season because he can handle the chores at both point guard and shooting guard.

Four newcomers—two freshmen recruits, one walk-on freshman and a sophomore transfer—will challenge the holdovers. Ivan Powell, a 6-4 transfer from Mattatuck (Conn.) Junior College, was the only freshman named to the U.S. Juco All-America team last season and should help the Terps immediately with his outside shooting. Teyon McCoy, a 6-1 freshman, could contend for a berth at point guard, and is described by scouts as a potentially “big-time college player.” Karver, 6-7, mentioned as a forward possibility, has the skills to handle both guard positions, and 6-1 walk-on Mitch Kasoff adds depth.

All told, the 1986-87 season should become an interesting learning process, one that could set the Terps and Wade up for the next few seasons. “All coaches like to have a wealth of experience,” summarizes Wade, “but I’m going to enjoy

molding this team. This is an orientation year—me getting to know the players, the players getting to know me. Whatever the outcome, I expect us to be competitive.”




Quick Roster Facts

- Among the 11 definite members on the 1986-87 Maryland squad, 10 are either freshmen or sophomores and only one—junior Derrick Lewis—has scored more than 200 points and grabbed more than 30 rebounds during his Division I college career.
- Gone from last season’s 19-14, NCAA Tournament team is 79 percent of all scoring and 71 percent of all rebounding. Also departed are the top four scorers, six of the top seven rebounders and six of the eight players who played at least 300 minutes.
- One starter (Lewis) and four lettermen (Lewis, John Johnson, David Dickerson and Greg Nared) return.
- Maryland lost more lettermen (seven) than any other ACC school.
- No team in the ACC lost as much point production or rebound production.



Maryland Basketball, 1986-87 — Standing, L-R: Trainer Frank Grimaldi, Manager (Equipment) Ron Ohringer, Assistant Coach Oliver Purnell, Head Coach Bob Wade, Tom Warsteil, Greg Nared, David Dickerson, John Johnson, Ivan Powell, Teyon McCoy, Mitch Kasoff, Assistant Coach Jeff Adkins, Assistant Coach Ran Bradley; Kneeling, L-R: Manager Jim Spicer, Mark Karver, Andre Reyes, Derrick Lewis, Phil Nevin, Pat Halland, Steve Hood, Manager Tim Burton, Manager Troy Wainwright.



33


DERRICK LEWIS

Junior/Forward-Center

6-7, 195

John Carroll High

Temple Hills, Md.



A potentially dominating defensive force and one of the nation's premier shot blockers . . . A completely selfless player who has seen extensive action at center in his two years at Maryland, despite his lack of bulk and smallish stature for the position . . . One of the nation's unsung heroes, a player who does the dirty work underneath while others score . . . Will need to pick up some of the scoring slack existing from the departure of Len Bias, but seems more comfortable doing his damage subtly.

Sophomore—The only Maryland player to start all 33 games last season . . . Averaged 7.9 points per game on 48.5 shooting from the floor and 68.4 percent from the line . . . Grabbed 222 rebounds, second on the team, and averaged 6.7 rebounds per contest, tied for fifth in the ACC . . . Blocked a

team-high 71 shots and did an outstanding job defensively despite constantly being assigned to the opposition's top big man . . . Finished second in the ACC in blocked shots despite covering players usually taller than he . . . Scored in double figures in 13 games, with a career high of 16 against Ohio State and Georgia Tech in Atlanta . . . Reached double figures in rebounds in 10 games with a season high of 12 against Duke (College Park) and at Clemson . . . Had seven blocks vs. North Carolina in Maryland's stunning upset at the Smith Center and against Stanford in the Hawaii Pacific Tournament . . . Had six against Virginia in the regular season finale and against Fairleigh Dickinson . . . Led the Terps in steals with 37 and finished second in minutes played with 1,079.

Freshman—Finished second in the nation and first in the ACC in blocked shots with 99—15 more than the entire opponents' total against Maryland that season . . . Started 34 of 37 games and 34 straight, meaning Lewis has started 67 straight games without a miss . . . Averaged 6.0 points and finished seventh in the ACC with an average of 6.5 rebounds per game, shooting 46.6 percent from the floor and 62.5 percent from the line . . . Set a Terp season record with 122 personal fouls and was disqualified from five games . . . Had 10 blocked shots against Tennessee in the Great Alaska Shootout, and 10 again vs. Towson State . . . Set a personal career high with 14 rebounds against Wake Forest and had a season high 16 points against Duke in the ACC Tournament . . . Was named ACC Rookie of the Week twice, and finished second in ACC Rookie of the Year balloting to Georgia Tech's Duane Ferrell—many felt Lewis deserved the award.

High School—One of the most sought-after players in the country and labeled by coaches as the best defensive player in the nation . . . Was rated as the sixth best prospect in the land by the Knoxville News-

Sentinel and was the lone Washington-area player named to the McDonald's 25-man dream team . . . Was selected as the Metro team's Most Valuable Player in the 11th annual McDonald's Classic at the Capital Centre . . . Was chosen to receive the Mr. Basketball Award by the Washington Touchdown Club and was honored by the Silver Hills Boys and Girls Clubs, receiving the John Wesley Davis memorial "Boy of the Year" award . . . A member of the National Honor Society while at John Carroll and extremely active in school activities.


Spotlight Stat—Blocked an amazing 99 shots as a freshman, placing him second to Navy's David Robinson—four inches taller—in the country. Perhaps even more mind-boggling is that Lewis blocked most of those 99 shots despite serving as an under age, undersized center. Despite his seemingly fragile build and lack of upper body strength, Lewis has never missed a game while at Maryland.

Player Factbox:

Full Name: Derrick Raymond Lewis
Date of Birth: Aug. 1, 1966
Birthplace: Tarboro, N.C.
Parents: Robert and Gertie Lewis
H.S. Coach: Carroll Homes

Career Highs:

Points—16 vs. Georgia Tech, 1/11/86;
vs. Ohio State, 11/30/85; vs. Duke,
ACC Quarterfinals, 3/7/85.
Rebounds—14 vs. Wake Forest,
2/24/85.
Blocked Shots—10 vs. Tennessee,
11/24/84;
vs. Towson State, 2/21/85.



	GP	GS	FGM	FGA	Pct.	FTM	FTA	.Pct	Reb.	Asst.	Pts.	Avg.
Freshman	37	34	88	189	.466	45	72	.625	241	33	221	6.0
Sophomore	33	33	97	200	.485	67	98	.684	222	28	261	7.9
Totals	70	67	185	389	.480	112	170	.659	463	61	482	6.9

23

DAVID DICKERSON

Sophomore/Forward
6-6, 200
Olar High
Denmark, S.C.

A talented swingman with an abundance of athletic ability . . . Can play either big guard or small forward, although talents make him more suited for forward . . . An intelligent player with all the physical tools: quickness, speed, inside moves, an outside shot and good jumping ability . . . Lacks only experience in pressure situations and game minutes . . . In time, could become a productive small forward; should get the chance to prove himself this season.

Freshman—Saw limited duty, playing in 15 games and 112 minutes . . . Scored 32 points and had 22 rebounds, with season highs of 9 points at Clemson and 5 rebounds against UMES . . . Most extensive day of duty came before family and friends at Clemson, when he got season-high point total and added three rebounds, four assists and one block . . . Despite limited playing time, showed good court sense and the ability to get up and down the floor . . . Shot 44 percent from the floor (11 of 25) and 77 percent from the line (10 of 13) . . . 1985-86 average of 2.1 points per game ranks him fourth among returning scorers.

High School—A first-team All-State selection who was named MVP of South Carolina's annual North-South All-Star Game . . . Averaged 20 points and 12 rebounds per game as a senior . . . Named MVP of his conference and led Olar High to the 5A Conference Championship as a junior and senior . . . Played quarterback and safety for the Olar High football team . . . Received the prestigious Computer Science Award from Olar as a senior.



Career Highs:

Points—9 vs. Clemson, 2/15/86

Rebounds—5 vs. UMES, 2/17/86

Assists—4 vs. Clemson, 2/15/86

Player Factbox:



Full Name: David Dickerson, Jr.
Date of Birth: March 29, 1967
Birthplace: Olar, S.C.
Guardian: David Dickerson, Sr.
H.S. Coach: Ernest Nimmons

	GP	GS	FGM	FGA	Pct.	FTM	FTA	.Pct	Reb.	Asst.	Pts.	Avg.
Freshman	15	0	11	25	.440	10	13	.769	22	7	32	2.1

21

JOHN JOHNSON

Sophomore/Guard
6-4, 170
Bearden High
Knoxville, Tenn.



A prototypical No. 2 guard who saw considerable action as a freshman . . . Explosive offensive player who can burn opponents both inside and outside with his lightning quickness . . . Will be counted on heavily to pick up scoring load this season . . . Needs to work on ballhandling skills in pressure situations . . . Good rebounder for a guard and a solid defensive player.

Freshman—Played in 31 games, starting eight . . . Saw more playing time than any other freshman (493 minutes) and took advantage, averaging 5.8 points per game . . . Had the second-best points/minutes played ratio on the team—a point for every 2.7 minutes played . . . Shot 50 percent (69-138) from the field and 64.2 percent (43-67) from the line . . . Scored in double figures in nine games, with a season-high 18 against Johnny Dawkins and NCAA finalist Duke on Jan. 4 . . . Had 15 points against Wake Forest (College Park), 11 against Villanova and 12 against Notre Dame . . . Hit game-winning shot to beat Stanford in double overtime in the Hawaii-Pacific Tournament, then had 16 points in Maryland's tournament championship victory over Hawaii-Pacific the next day . . . Great first step to

the hoop makes his one-on-one abilities look easy . . . Has 35 assists, 29 rebounds and seven steals . . . An outstanding leaper who should gain offensive consistency with increased playing time . . . In time, could develop into one of Maryland's highest scoring guards ever.

High School—Named Tennessee's High School Player of the Year as a senior . . . Set

Bearden High career scoring record with 2,327 points in three seasons, with high games of 46, 45 and 40 points . . . Named Mr. Basketball in Tennessee as a senior and was an honorable mention All-America . . . Averaged 25.4 points, 8.2 rebounds and 6.0 assists in his final season . . . A first-team All-State selection twice and an All-District selection three times.

Player Factbox:

Full Name: John Henry Johnson
Date of Birth: March 11, 1967
Birthplace: Chattanooga, Tenn.
Guardian: Johnnie Ratliff
H.S. Coach: George Pitts

Career Highs:


Points—18 vs. Duke, 1/4/86.
Rebounds—3 vs. George Mason, 11/26/85; vs. Notre Dame 2/3/86; vs. Wake Forest, 2/26/86.
Assists—5 vs. George Mason, 11/26/85.

	GP	GS	FGM	FGA	Pct.	FTM	FTA	.Pct	Reb.	Asst.	Pts.	Avg.
Freshman	31	8	69	138	.500	43	67	.642	29	35	181	5.8

22

GREG NARED


Sophomore/Guard
6-4, 190
Wilmington High
Wilmington, Ohio



A superb athlete who adds depth and ability to Maryland's guard collection . . . Can work both backcourt positions, and did in limited duty last season . . . Played sparingly in 1986 after missing the first portion of the season due to academic upgrading . . . One of several solid guard candidates vying for a major role in 1986-87.

Freshman—Played in seven games, scoring six points and grabbing five rebounds in 46 minutes . . . Hit 3 of 8 shots from the floor and added three assists . . . Longest stints of the season came against Duke and Clemson, when he played 14 minutes apiece . . . Made 2 of 3 shots from the field and assisted on one basket against Duke; missed both shots he attempted but had one assist against Clemson . . . Had two assists in 6 minutes against UMES . . . Had three rebounds against Randolph-Macon.

High School—A four-year letterman in both basketball and football at Wilmington High . . . Outstanding quarterback who was recruited heavily by Ohio State, among others . . . An All-State selection in both sports as a senior . . . Listed as a "Who's Who" among American High School Students . . . A Student Council representative as a senior . . . Broke Wilmington High season assist record as a freshman, then broke the career mark as a sophomore . . . A preseason All-America in football and basketball, making several honorable mention lists in both sports . . . Helped Wilmington to the conference championship as a junior . . . Captained the South in Ohio's annual North-South All-Star Game in basketball.



Player Factbox:

Full Name: Gregory Keith Nared
Date of Birth: May 7, 1966
Birthplace: Dayton, Ohio
Guardian: Audrey C. Young
H.S. Coach: Norm Persin

	GP	GS	FGM	FGA	Pct.	FTM	FTA	.Pct	Reb.	Asst.	Pts.	Avg.
Freshman	7	0	3	8	.375	0	3	.000	5	3	6	0.9



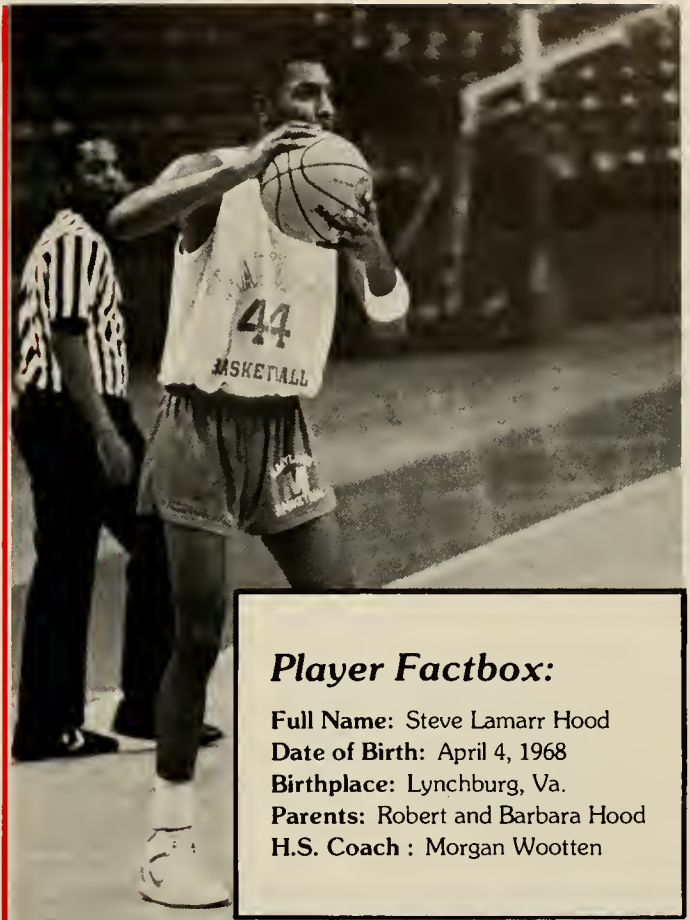
44

STEVE HOOD

Freshman/Guard-Forward
6-6, 190
DeMatha High,
Hyattsville, Md.

Smooth swingman who should step in at Maryland and have an immediate impact . . . Learned his basketball the right way—at DeMatha under coach Morgan Wootten . . . Solid ballhandling skills and outside shooting touch allow him to play both forward and guard . . . Steady performer who gained a reputation as a big-play man at DeMatha.

High School—Climbed well up most All-America lists with an outstanding senior year . . . By season's end, was considered one of the top 25 players in the country . . . Some publications had him listed among the top 15 . . . Was selected to McDonald's prestigious Dream Team, a listing of the top 25 players in the nation . . . Averaged 21 points, 8 rebounds and 3 blocked shots per game as a senior, shooting 57 percent from the field and 83 percent from the line . . . Named MVP at highly regarded 5 Star Basketball Camp in Pittsburgh after his junior year . . . Had 17 points for the Capital All-Stars vs. the U.S. Stars in April's Capital Classic at Cole Field House . . . All-Metro choice and Player of the Year as a senior, with All-Metro, All-State and All-County honors as a junior.



Player Factbox:

Full Name: Steve Lamarr Hood
Date of Birth: April 4, 1968
Birthplace: Lynchburg, Va.
Parents: Robert and Barbara Hood
H.S. Coach : Morgan Wootten



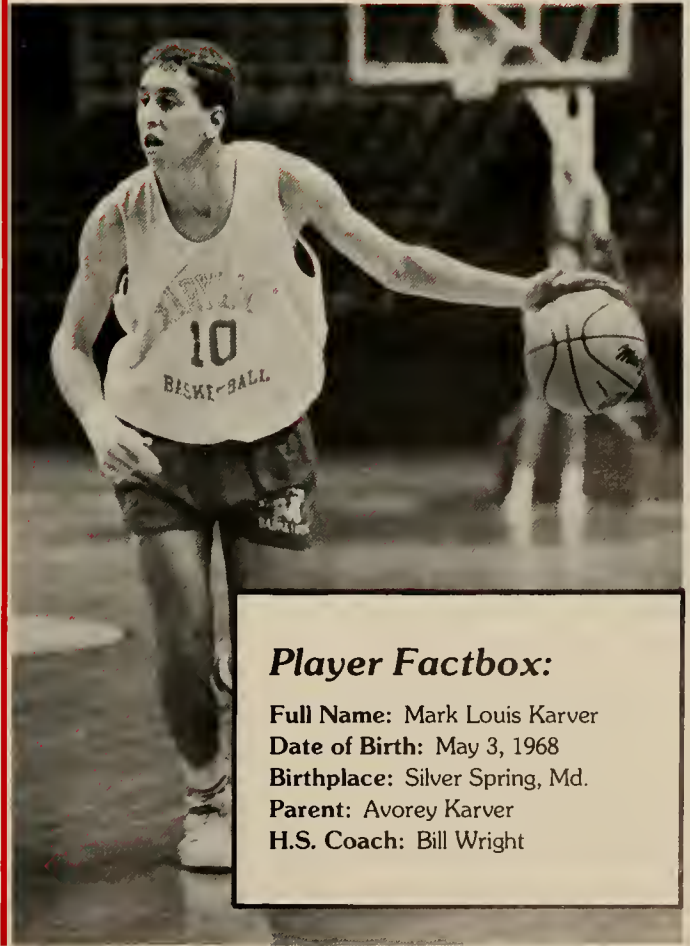
10

MARK KARVER

Freshman/Guard-Forward
6-7, 195
Chevy Chase High
Bethesda, Md.

A candidate for playing time at either guard or forward. Versatile player with vast range of skills; can play either point guard, No. 2 guard or small forward . . . Good outside shooter who should add depth in the backcourt or contend for a position on the wing . . . Excellent ballhandler for his size . . . Heady player who anticipates well and shows surprising quickness.

High School—An honorable mention All-America choice whom some scouts rated on the same level as Terp teammate Steve Hood . . . An All-Metro selection by both the Washington Post and Washington Times . . . All-Montgomery County as well . . . Becomes first Montgomery County recruit to join Terps since Blair High's Brian Magid attended Maryland 10 years ago . . . Averaged 20 points, 9 rebounds and 6 assists per game, shooting 55 percent from the floor and 83 percent from the line as a senior . . . Hit 45-foot shot at the buzzer last spring to give Chevy Chase the Class AA Regional title, then led CC to overall 2A Maryland state crown . . . Late father was a standout at nearby George Washington University.



Player Factbox:

Full Name: Mark Louis Karver
Date of Birth: May 3, 1968
Birthplace: Silver Spring, Md.
Parent: Avorey Karver
H.S. Coach: Bill Wright



5

MITCH KASOFF

Freshman/Guard
6-1, 175
Pikesville High
Baltimore, Md.


Walk-on guard candidate . . . Standout shooter who could be used in specific situations . . . Should benefit from NCAA adoption of 3-point shot . . . Outstanding shooting range . . . Solid all-around athlete who was an All-County (Baltimore) selection at quarter-back and safety and a lacrosse midfielder.

High School—One of few players from Baltimore County with ability to attempt Division I basketball . . . Led state in scoring as a junior (28.7); although average dropped to 24 points per game as a senior, his shooting percentage, rebounds and assists all went up . . . A first-team All-American selection by the New York Jewish Post & Opinion . . . All-Metro pick by the Baltimore Sun . . . A two-time All-County selection . . . Led Pikesville High to Class A/Region IV title as a junior . . . Reigns as all-time leading scorer in Pikesville history (1,614 points) . . . High game was 46 vs. Owings Mills . . . Broke career and game scoring records held by brother Eddie, who played basketball and football at Johns Hopkins.



Player Factbox:

Full Name: Mitchell Andrew Kasoff
Date of Birth: January 9, 1968
Birthplace: Baltimore, Md.
Parents: Harvey and Helaine Kasoff
H.S. Coach: Sam Norman



11

TEYON McCOY

Freshman/Guard
6-1, 170
Bishop Noll High
Hammond, Ind.


Could step in and have an immediate impact in the Terp backcourt . . . Outstanding quickness and ballhandling abilities . . . Court sense and unselfish style make him an ideal candidate as point guard . . . Gained widespread acclaim as the most complete high school player in the state of Indiana as a senior; does nothing spectacularly but most everything well and is solid fundamentally.

High School—Ranked among the 50 top players in the nation on several noted prep lists as a senior . . . Averaged 23.1 points, 3 steals and 3 assists per game despite marginal supporting cast at Bishop Noll, setting school records for most points in a game (43) and field goals in a game (21) . . . A finalist for coveted "Mr. Basketball" honors in Indiana . . . Averaged 18.1 points per game as a junior . . . Was a four-year starter and two-time team captain at Bishop Noll . . . Participated in the McDonalds Capital Classic and Kentucky Derby Festival . . . Three-time all-conference and all-Area selection.



Player Factbox:

Full Name: Teyon Ornell McCoy
Date of Birth: November 4, 1967
Birthplace: East Chicago, Ind.
Parents: Odestress and Ruth McCoy
H.S. Coach: Jack Gabor



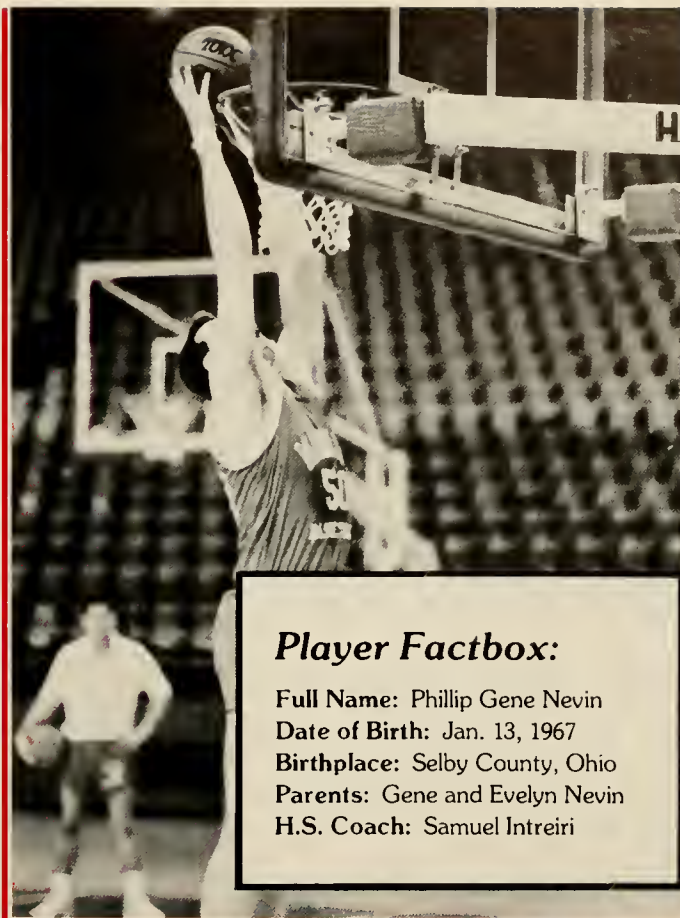
50

PHIL NEVIN

Freshman/Center
6-11, 250
Kiski Area High
Vandergrift, Pa.


Red-shirt freshman center who lends size and bulk to the Maryland roster . . . Hard worker who needs to work on flexibility and touch around the hoop . . . Helped last season by facing Derrick Lewis and Len Bias in practice, forcing Maryland's starters to get accustomed to taller players . . . Role this season could depend on the progression of freshman Andre Reyes.

High School—A McDonald's All-America selection and an All-Metro (Pittsburgh area) choice by Street & Smith . . . Averaged 14.5 points, 11 rebounds and seven blocked shots per game as a senior . . . Led Kiski Area to the Section I title that season and was named to the Allegheny Kiski Valley first team . . . Played in the Dapper Dan Classic after his senior season, regarded as one of the nation's top high school All-Star games . . . Started at center for three straight years, as Kiski Area posted 23-6 and 23-3 records en route to the WPIAL 4A Championship when Nevin was a junior and senior, respectively . . . Averaged 13 points, 9 rebounds and 5 blocks per game throughout his school career.



Player Factbox:

Full Name: Phillip Gene Nevin
Date of Birth: Jan. 13, 1967
Birthplace: Selby County, Ohio
Parents: Gene and Evelyn Nevin
H.S. Coach: Samuel Intreiri



4

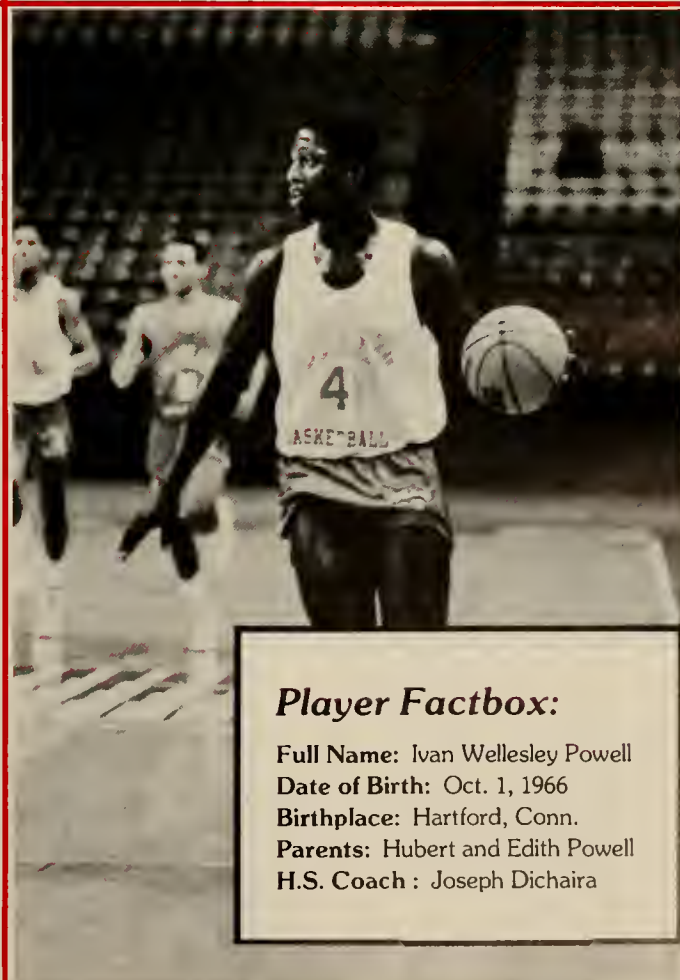
IVAN POWELL

Sophomore/Guard
6-3, 200
Mattatuck, C.C.
Hartford, Conn.

A Junior College transfer who should immediately help the Maryland backcourt . . . Prolific shooter at Mattatuck Community College and another player who could become an offensive presence because of the newly installed three-point shot . . . The prototypical No. 2 guard; could challenge for a starting slot . . . Could be the scorer Maryland needs with the loss of forwards Len Bias, Speedy Jones and guard Jeff Baxter.


Freshman—Had an outstanding season at Mattatuck—was the only freshman in the nation to be named to the national JUCO All-American first team . . . Averaged 24.7 points per game and shot 60.3 percent from the floor . . . Hit game-winning shot at the buzzer last season to advance Mattatuck to the national JUCO Championships.

High School—An honorable mention All-America at Buckley High in Hartford . . . Averaged 24.0 points and 9.1 rebounds per game as a senior . . . An All-State selection twice . . . Shot 58.6 percent from the floor as a senior and set school records for best free-throw percentage (93.4) and season scoring (528 points) . . . Was also an All-Conference selection in baseball for three straight years as a first baseman . . . Served as President of the Black Awareness Club . . . Plays the organ, piano and drums .



Player Factbox:

Full Name: Ivan Wellesley Powell
Date of Birth: Oct. 1, 1966
Birthplace: Hartford, Conn.
Parents: Hubert and Edith Powell
H.S. Coach : Joseph Dichaira



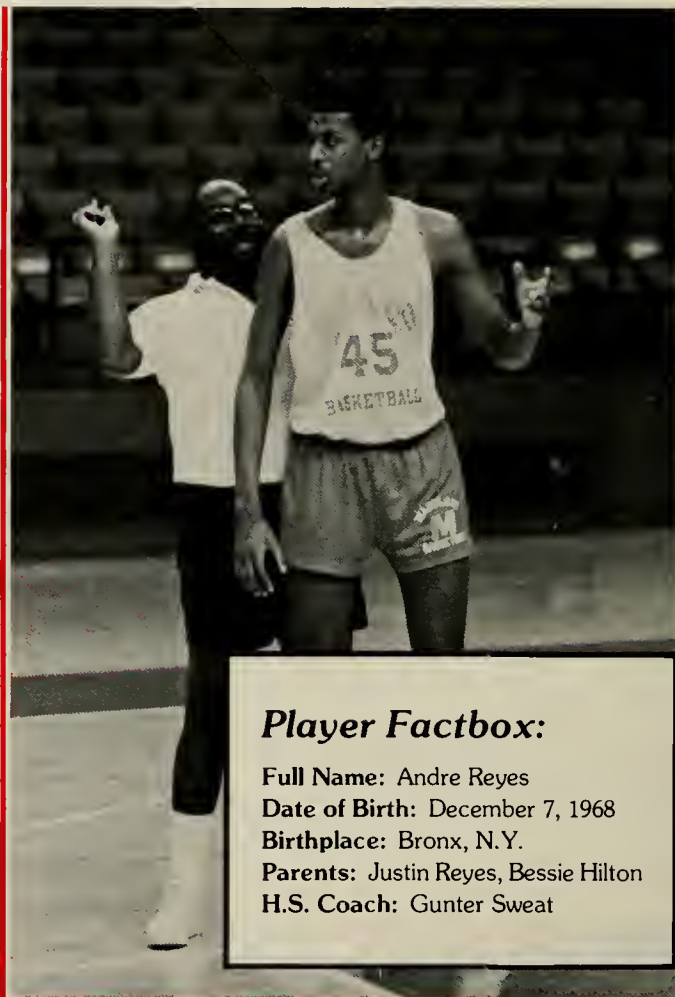
45

ANDRE REYES

Freshman/Center
6-11, 220
Manning High
Manning, S.C.

A strong possibility as Maryland's big man of the future . . . Has outstanding physical tools and attitude . . . Needs to work on fluidity around the basket and shooting touch in the paint . . . Didn't rank among the top high school big men in the nation as a senior, but was recruited vigorously by several ACC and Big East powers . . . In time, could become a dominant force at both ends of the court.

High School—Averaged 17.4 points, 10.2 rebounds, 4.7 blocked shots and 3.1 assists per game as a senior at Manning High . . . Named team MVP and played in South Carolina's annual North-South All-Star Game . . . Led Manning to conference championship and was an All-State, All-District and All-Conference selection . . . Lists Len Bias and James Worthy as his favorite hoop players . . . Chose Maryland over Georgetown, N.C. State, Clemson and Tennessee . . . Spent most of his childhood summers in New York City, where he was born.



Player Factbox:

Full Name: Andre Reyes
Date of Birth: December 7, 1968
Birthplace: Bronx, N.Y.
Parents: Justin Reyes, Bessie Hilton
H.S. Coach: Gunter Sweat

Returning Leaders

Total Points

1. Derrick Lewis (216)
2. John Johnson (181)
3. David Dickerson (32)
4. Greg Nared (6)

Total Rebounds

1. Derrick Lewis (222)
2. John Johnson (29)
3. David Dickerson (22)
4. Greg Nared (5)

Total Assists

1. John Johnson (35)
2. Derrick Lewis (28)
3. David Dickerson (7)
4. Greg Nared (3)

Field Goal Percentage


1. John Johnson (.500)
2. Derrick Lewis (.485)
3. David Dickerson (.440)
4. Greg Nared (.375)

Free Throw Percentage

1. David Dickerson (.769)
2. Derrick Lewis (.684)
3. John Johnson (.642)
4. Greg Nared (.000)



Veteran assistant coach Ron Bradley (L) instructs the 1986-87 Terps, one of the youngest squads in ACC history.



20

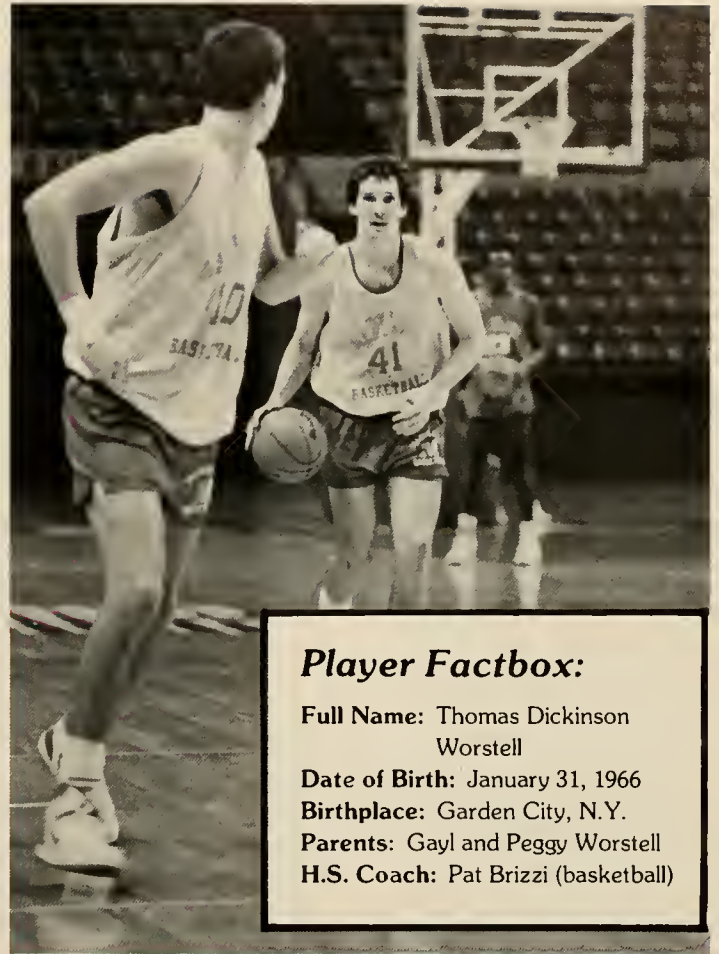
TOM WORSTELL

Junior/Guard
6-2, 190
Stonewall Jackson High
Manassas, Va.

An All-American lacrosse midfielder who impressed the basketball staff during walk-on tryouts in November . . . Was invited back for a two-week practice evaluation and was again impressive . . . Joined the roster permanently just before Thanksgiving, under a gentleman's agreement between Wade and lacrosse coach Dick Edell . . . A superb athlete who will help the Terps in specific situations and lend depth to the backcourt.

At Maryland—Named ACC Player of the Year in lacrosse in 1986, as he led the Terps to their first NCAA tournament appearance since 1983 . . . Was the only sophomore selected to the USILA's first-team All-American squad, and has already established himself as one of the finest midfielders in Maryland history . . . Led the squad in goals (22) and finished second in total points (39) . . . Followed brothers Pete (1977-81, three-time All-America) and Tim (1980-84, All-ACC) to College Park.

High School—Earned MVP honors in football, basketball and lacrosse as a senior . . . Was good enough in hoops to be recruited by Virginia, among others . . . Quarterbacked Stonewall Jackson to division title as a senior and earned All-America lacrosse honors that spring.



Player Factbox:

Full Name: Thomas Dickinson
Worstell
Date of Birth: January 31, 1966
Birthplace: Garden City, N.Y.
Parents: Gayl and Peggy Worstell
H.S. Coach: Pat Brizzi (basketball)




13

PAT HOLLAND

Freshman/Forward
6-8, 195
DeMatha High
University Park, Md.

A successful walk-on candidate whose athletic ability caught Wade's eye early in the preseason . . . Despite his size, never played high school basketball at DeMatha, but did play lacrosse for the Stags . . . Lettered for two seasons at crease attack for John McCarthy, and was a member of DeMatha's Washington Area Lacrosse League champions . . . Father Charles attended Maryland.



Player Factbox:

Full Name: Patrick James Holland
Date of Birth: December 12, 1968
Birthplace: Washington, D.C.
Parents: Charles and Mary Holland
H.S. Coach: None

**Comprehensive Stats of Returning Players
Against Common Opponents
1985-86 and 1986-87**

Derrick Lewis	Min.	FGM-FGA	FTM-FTA	Pts.	Reb.	Turn.	Steals	Asst.	Blk.
Fairleigh Dickinson	33	5-6	3-4	13	8	2	3	1	6
Notre Dame	24	2-5	1-2	5	0	3	1	0	1
N.C. State (2 games)	72	12-19	3-4	27	8	7	3	7	4
Towson State	21	1-2	2-2	4	3	1	0	0	2
North Carolina (3 games)	103	10-19	13-16	33	24	10	5	3	9
Virginia (2 games)	59	4-8	2-5	10	13	4	2	4	8
Duke (2 games)	67	4-9	1-3	9	19	3	1	3	2
Clemson (2 games)	61	5-17	2-3	12	17	4	1	1	4
West Virginia	37	0-4	2-3	2	8	2	1	0	1
Georgia Tech (3 games)	103	9-18	6-6	24	11	5	4	1	2
Wake Forest (2 games)	64	3-9	3-5	9	19	1	2	3	4
UMES	20	1-4	1-2	3	5	1	1	0	2

John Johnson	Min.	FGM-FGA	FTM-FTA	Pts.	Reb.	Turn.	Steals	Asst.	Blk.
Fairleigh Dickinson	16	1-5	0-1	2	1	3	0	3	0
Notre Dame	33	6-15	0-2	12	3	1	1	1	0
N.C. State (2 games)	21	2-5	1-2	5	0	2	1	1	0
Towson State	24	2-5	6-7	10	2	0	1	1	0
North Carolina (3 games)	24	1-3	2-2	4	1	1	0	0	0
Virginia (2 games)	9	2-3	1-1	5	0	1	2	0	0
Duke (2 games)	55	8-16	4-5	20	2	7	0	4	0
Clemson (1 game)	2	0-0	0-0	0	1	2	0	0	0
West Virginia	10	0-1	1-2	1	0	1	1	1	0
Georgia Tech (3 games)	26	1-2	0-2	2	2	6	0	1	0
Wake Forest (2 games)	29	7-12	1-2	15	4	0	0	2	0
UMES	22	6-9	3-6	15	2	1	0	1	0

David Dickerson	Min.	FGM-FGA	FTM-FTA	Pts.	Reb.	Turn.	Steals	Asst.	Blk.
Fairleigh Dickinson	5	0-0	0-1	0	1	0	0	0	0
Notre Dame				DID NOT PLAY					
N.C. State				DID NOT PLAY					
Towson State	11	2-3	2-2	6	2	0	0	1	1
North Carolina (2 games)	2	0-0	0-0	0	0	0	0	0	0
Virginia (1 game)	1	0-0	0-0	0	0	0	0	0	0
Duke (2 games)	20	0-2	2-2	2	4	1	0	0	1
Clemson (1 game)	24	3-9	3-4	9	3	3	0	4	1
West Virginia				DID NOT PLAY					
Georgia Tech				DID NOT PLAY					
Wake Forest (1 game)	2	0-1	0-0	0	1	0	0	0	0
UMES	16	3-3	0-0	6	5	1	1	0	1

Greg Nared	Min.	FGM-FGA	FTM-FTA	Pts.	Reb.	Turn.	Steals	Asst.	Blk.
Fairleigh Dickinson				DID NOT PLAY					
NOTRE DAME				DID NOT PLAY					
N. C. State				DID NOT PLAY					
Towson State				DID NOT PLAY					
North Carolina (1 game)	1	0-0	0-0	0	0	0	0	0	0
Virginia				DID NOT PLAY					
Duke (1 game)	14	2-3	0-3	4	1	2	0	1	0
Clemson (1 game)	14	0-2	0-0	0	0	2	0	1	0
West Virginia				DID NOT PLAY					
Georgia Tech				DID NOT PLAY					
Wake Forest (1 game)	2	0-0	0-0	0	0	0	0	0	0
UMES	6	0-0	0-0	0	1	3	0	2	0

1986-87 ATLANTIC COAST CONFERENCE BASKETBALL SCHEDULE

	SUNDAY	MONDAY	TUESDAY	WEDNESDAY	THURSDAY	FRIDAY	SATURDAY
NOVEMBER						21 Temple at VIRGINIA (NIT CLASSIC) (Play continues Nov. 24-29, semi-finals & finals in New York)	
						28 CLEMSON at IPTAY Invitational DUKE at Seaside Classic, Hawaii GEORGIA TECH at Richmond Tip Off NORTH CAROLINA at Hawaii-Lao N.C. STATE at Alaska Shootout	29 CLEMSON at IPTAY Invitational DUKE at Seaside Classic GEORGIA TECH at Richmond Tip Off NORTH CAROLINA at Hawaii-Lao N.C. STATE at Alaska Shootout
	30 N.C. STATE at Alaska Shootout	1 Pennsylvania at GEORGIA TECH NORTH CAROLINA at UCLA Coastal Carolina at WAKE FOREST		3 UNC Asheville at CLEMSON East Carolina at DUKE Georgia at GEORGIA TECH Stetson at NORTH CAROLINA East Tennessee at N.C. State VMI at VIRGINIA WAKE FOREST Davidson (Charlotte)			6 Texas Tech at CLEMSON Vanderbilt at DUKE Miami (Fla.) at NORTH CAROLINA N.C. STATE at Western Carolina VIRGINIA at Investors Classic
DECEMBER	7 VIRGINIA at Investors Classic	8 Davidson at DUKE		10 East Tennessee at VIRGINIA			13 Jacksonville at NORTH CAROLINA DUKE Alabama (East Rutherford, N.J.) GEORGIA TECH at LSU
	14 CLEMSON at South Carolina		16 Praine View at CLEMSON	17 Armstrong State at CLEMSON UNC Asheville at N.C. STATE Baptist at WAKE FOREST			20 GEORGIA TECH Boston College (Tokyo, Japan) Illinois at NORTH CAROLINA VIRGINIA Arkansas (Pine Bluff, Ark.) UNC Wilmington at WAKE FOREST
	21 GEORGIA TECH So. Methodist (Tokyo, Japan)	22 DUKE at Miami (Fla.) N. CAROLINA Furman (Charlotte) Marist at N.C. STATE WAKE FOREST Virginia Tech (Roanoke)					27 GEORGIA TECH at Holiday Festival VIRGINIA at Holiday Festival Winthrop at MARYLAND NORTH CAROLINA Kansas State (Kansas City) N.C. STATE at Tampa
		29 CLEMSON at TCBY Tour (Little Rock) Appalachian at DUKE GEORGIA TECH at Holiday Festival VIRGINIA at Holiday Festival N. CAROLINA at Cotton Bowl (Dallas) WAKE FOREST at Cable Car (San Francisco) Fairleigh Dickinson at MARYLAND	30 CLEMSON at TCBY Tournament Northwestern at DUKE N. CAROLINA at Cotton Bowl Classic Loyola (Chicago) at N.C. State WAKE FOREST at Cable Car Classic	31 Notre Dame at MARYLAND		2 CLEMSON at Hawaii Pacific Tournament	3 DUKE at VIRGINIA GEORGIA TECH at WAKE FOREST MARYLAND at N.C. STATE CLEMSON at Hawaii Pacific Tournament NORTH CAROLINA at LaSalle
JANUARY		5 William & Mary at DUKE Towson State at MARYLAND Brown at VIRGINIA Md. Eastern Shore at WAKE FOREST		7 N.C. STATE at CLEMSON St. Joseph's at DUKE Missouri at VIRGINIA Appalachian at WAKE FOREST	8 MARYLAND at NORTH CAROLINA		10 CLEMSON at WAKE FOREST NORTH CAROLINA at DUKE GEORGIA TECH at N.C. STATE VIRGINIA at MARYLAND
		12 Fla. International at CLEMSON GEORGIA TECH at Old Dominion Lehigh at WAKE FOREST		14 DUKE at MARYLAND NORTH CAROLINA at VIRGINIA Furman at CLEMSON North Carolina A&T at GEORGIA TECH	15 WAKE FOREST at N.C. STATE		17 MARYLAND at CLEMSON WAKE FOREST at DUKE Villanova at VIRGINIA
	18 N.C. STATE at NORTH CAROLINA	19 Bucknell at MARYLAND VIRGINIA at Jacksonville	20 CLEMSON at GEORGIA TECH	21 DUKE at N.C. State West Virginia at MARYLAND	22 VIRGINIA at GEORGIA TECH NORTH CAROLINA at WAKE FOREST		24 DUKE at CLEMSON GEORGIA TECH at NORTH CAROLINA WAKE FOREST at VIRGINIA MARYLAND at Old Dominion
	25 N.C. STATE Kansas (Kansas City)	26 Winthrop at CLEMSON Cornell at DUKE		28 NORTH CAROLINA at CLEMSON N.C. State at VIRGINIA Richmond at WAKE FOREST MARYLAND at James Madison	29 DUKE at GEORGIA TECH		31 VIRGINIA at CLEMSON DUKE at WAKE FOREST Oklahoma at N.C. STATE
FEBRUARY	1 MARYLAND at GEORGIA TECH NORTH CAROLINA at Notre Dame	2 MARYLAND at Wake Forest Stetson at DUKE N.C. STATE at DePaul	3 Georgia State at GEORGIA TECH	4 CLEMSON at MARYLAND VIRGINIA at DUKE	5 NORTH CAROLINA at N.C. STATE WAKE FOREST at Winthrop		7 MARYLAND at DUKE WAKE FOREST at GEORGIA TECH South Carolina at CLEMSON N.C. STATE at Louisville
	8 VIRGINIA at NORTH CAROLINA		10 GEORGIA TECH at MARYLAND DUKE at Harvard	11 CLEMSON at N.C. STATE WAKE FOREST at NORTH CAROLINA VIRGINIA Virginia Tech (Richmond)			14 CLEMSON at VIRGINIA N.C. STATE at GEORGIA TECH NORTH CAROLINA at MARYLAND UNC Charlotte at WAKE FOREST
	15 Marquette at NORTH CAROLINA DUKE at Notre Dame	16 Central Florida at MARYLAND		18 WAKE FOREST at CLEMSON GEORGIA TECH at VIRGINIA Md. Baltimore at MARYLAND East Tennessee at NORTH CAROLINA	19 N.C. STATE at DUKE		21 CLEMSON at NORTH CAROLINA GEORGIA TECH at DUKE
	22 WAKE FOREST at MARYLAND VIRGINIA at N.C. STATE GEORGIA TECH at DePaul			25 GEORGIA TECH at CLEMSON N.C. STATE at MARYLAND VIRGINIA at WAKE FOREST	26 DUKE at NORTH CAROLINA	27 UMES at MARYLAND	28 CLEMSON at DUKE N.C. STATE at WAKE FOREST
MARCH	1 NORTH CAROLINA at GEORGIA TECH MARYLAND at VIRGINIA	2 Chicago State at N.C. STATE				6 ACC Tournament at Capital Centre (Games at 12:00, 2:30, 7:00, 9:00)	7 ACC Tournament at Capital Centre (Games at 1:30, 3:30)
	8 ACC Tournament at Capital Centre (Championship Game at 1:00)						

Winthrop College

December 27 8:00 P.M.
College Park, Maryland
Cole Field House



Sports Information Director: Sam Copeland
Office Phone: (803) 329-2140
Home Phone: (803) 285-6105
Series Record: First Meeting

Location: Rock Hill, South Carolina
Nickname: Eagles
Home Court: Winthrop Coliseum (6,100)
Head Coach: Steve Vacendak (Duke '66)
Record at School: First Year
Overall Record: 5-21, 1 year
1985-86 Record: 20-9
Returning Lettermen: Ted Houpt, 6'5", 11.6; Everett Sesker, 6'9", 3.9.
Top Newcomers: Brian Brunson, 6'4"; Reggie Penny, 6'7"; Ken Smith, 6'5"; Sean Smith, 6'1"; Jerry Johnson, 6'6".
Lettermen Lost: Fred McKinnon, 21.1; Allen Washington, 16.3; Jon Bowman, 7.7; Jerome McKiver, 4.5.
Conference: Big South
Colors: Garnet and Gold

1986-87 Schedule
Nov. 28 at UMES
Nov. 29 METHODIST COLLEGE
Dec. 6 at Towson State
Dec. 8 GREENSBORO COLLEGE
Dec. 14 at Miami (FL)
Dec. 17 at Furman
Dec. 22 at Brooklyn College
Dec. 27 at Maryland
Dec. 30 at New Mexico
Jan. 3 at Air Force
Jan. 5 at Campbell
Jan. 8 at Baptist College
Jan. 10 at New Orleans
Jan. 12 at Augusta College
Jan. 15 BAPTIST COLLEGE
Jan. 19 at Radford
Jan. 24 CAMPBELL
Jan. 26 at Clemson
Jan. 28 RADFORD
Jan. 31 FURMAN
Feb. 5 WAKE FOREST
Feb. 9 at N.C. State
Feb. 12 at Howard
Feb. 14 AUGUSTA COLLEGE
Feb. 16 EAST CAROLINA
Feb. 18 BROOKLYN COLLEGE
Feb. 23 at Loyola (Balt.)

Fairleigh Dickinson

December 29 8:00 P.M.
College Park, Maryland
Cole Field House



Sports Information Director: Michael Elkow
Office Phone: (201) 692-2244
Home Phone: (201) 855-0555
Series Record: 2-0 Maryland

Location: Rutherford, New Jersey
Nickname: Knights
Home Court: University Gym (1250)
Head Coach: Tom Green (Syracuse '71)
Record at School: 60-30, 3 years
Overall Record: 60-30, 3 years
1985-86 Record: 22-8
Returning Lettermen: Jamie Latney, 6'6", 14.1; Damari Riddick, 6'8", 13.9; Kevin Horton, 6'4", 9.5; Kevin Saulny, 5'10", 6.0; Kelvin Bigelow, 6'3", 3.6; Darrell Frazier, 6'6", 1.7; Torsten Stein, 7'1", 2.4; Akila Shokai, 6'8", 1.1.
Top Newcomers: Richard Moore, 6'2"; Mike Bozeman, 6'3"; Eric Odom, 6'4".
Lettermen Lost: Gary Wilson, 9.4; Lonnie Jackson, 6.3; Ron Duncan, 9.7.
Conference: ECAC Metro
Colors: Columbia Blue and Maroon

1986-87 Schedule
Nov. 29 MT. ST. MARY'S
Dec. 7 ST. MARY'S COLLEGE
Dec. 8 at Louisville
Dec. 11 at St. Francis (NY)
Dec. 12 MERCY COLLEGE
Dec. 20 MONTCLAIR STATE
Dec. 23 at St. Peter's
Dec. 29 at Maryland
Jan. 2-3 Blue Devil Tournament (New Britain, Conn.)
Jan. 5 at Loyola
Jan. 8 ST. FRANCIS (PA)
Jan. 10 ROBERT MORRIS
Jan. 12 at Monmouth
Jan. 17 at Wagner
Jan. 24 ST. FRANCIS (NY)
Jan. 28 MARIST
Jan. 31 MONMOUTH
Feb. 5 at Utica
Feb. 10 MIAMI (FLA) (Meadowlands)
Feb. 12 at St. Francis (PA)
Feb. 14 at Robert Morris
Feb. 16 ST. JOHN'S (Meadowlands)
Feb. 18 at Marist
Feb. 23 WAGNER
Feb. 25 LOYOLA
Feb. 28 LONG ISLAND

Notre Dame

December 31 7:00 P.M.
College Park, Maryland
Cole Field House



Sports Information Director: Roger Valdiserri
Office Phone: (219) 239-7516
Home Phone: (219) 277-0695
Series Record: 8-5 Notre Dame

Location: South Bend, Indiana
Nickname: Fighting Irish
Home Court: Athletic and Convocation Center (11,345)
Head Coach: "Digger" Phelps
Record at School: 300-138, 15 years
Overall Record: 326-141, 16 years
1985-86 Record: 23-6
Returning Lettermen: Scott Hicks, 6'3", 5.4; Donald Royal, 6'7", 10.6; Jeff Peters, 6'4", 1.1; David Rivers, 6'0", 16.7; Gary Voce, 6'9", 2.9; Sean Connor, 6'7", 3.5; Mike Smith, 6'3", 1.4; Mark Stevenson, 6'5", 8.7.
Top Newcomers: Joe Frederick, 6'4"; Jamere Jackson, 6'2"; Tony Jackson, 6'6"; Scott Paddock, 6'9"; Keith Robinson, 6'9".
Lettermen Lost: Ken Barlow, 14.9; Jim Dolan, 5.3; Tim Kempton, 6.5; Joe Price, 6.2; Matt Beeuwsaert, 1.5.
Conference: Independent
Colors: Blue and Gold

1986-87 Schedule
Nov. 21 Coca-Cola NIT Classic (Finals Nov. 29 at Madison Square Garden)
Dec. 2 INDIANA
Dec. 4 CORNELL
Dec. 6 Brigham Young
Dec. 11 EASTERN MICHIGAN
Dec. 20 VALPARAISO
Dec. 29 CENTRAL MICHIGAN
Dec. 31 at Maryland
Jan. 3 at Pennsylvania
Jan. 4 at Yale
Jan. 10 at DePaul
Jan. 12 at Creighton
Jan. 17 WEST VIRGINIA
Jan. 24 at UCLA
Jan. 27 DAYTON
Jan. 29 MARQUETTE
Feb. 1 NORTH CAROLINA
Feb. 4 LaSALLE
Feb. 6 at Vanderbilt
Feb. 8 at Kansas
Feb. 15 DUKE
Feb. 16 WAGNER
Feb. 18 at Fordham
Feb. 21 at Utah
Feb. 25 DEPAUL
Feb. 28 at Marquette
March 2 BROOKLYN COLLEGE
March 5 MIAMI (FL)
March 7 at Dayton

NC State

January 3 7:00 P.M.
Raleigh, North Carolina
Reynolds Coliseum

February 25 8:00 P.M.
College Park, Maryland
Cole Field House



Sports Information Director: Ed Seaman
Office Phone: (919) 737-2102
Home Phone: (919) 829-9186
Series Record: 56-39 NC State

Location: Raleigh, North Carolina
Nickname: Wolfpack
Home Court: Reynolds Coliseum (12,400)
Head Coach: Jim Valvano (Rutgers '67)
Record at School: 125-70, 6 Years
Overall Record: 261-167, 15 Years
1985-86 Record: 21-13

Returning Lettermen: Benny Bolton, 6'7", 8.7; Charles Shackelford, 6'10", 10.3; Kelsey Weems, 6'1", 3.5; Vinny Del Negro, 6'5", 1.7; Kenny Poston, 6'6", 0.9; Walker Lambiotte, 6'7", 4.8; Quentin Jackson, 6'0", 1.3; Tevii Binns, 6'10", 3.4; Chucky Brown, 6'7", 3.1.

Top Newcomers: Andy Kennedy, 6'7"; Avie Lester, 6'9"; Brian Howard, 6'7"; Kenny Drummond, 5'10".

Lettermen Lost: Nate McMillan, 9.4; Ernie Myers, 9.3; Chris Washburn, 17.6; Panagiotis Fasoulas, 2.8.

Conference: Atlantic Coast
Colors: Red and White

1986-87 Schedule
Nov. 22 Navy (in Springfield, MA)
Nov. 28-30 Great Alaska Shootout
Dec. 3 EAST TENNESSEE STATE
Dec. 6 at Western Carolina
Dec. 17 UNC-ASHEVILLE
Dec. 22 MARIST COLLEGE
Dec. 27 at Tampa
Dec. 30 LOYOLA (Chicago)
Jan. 3 MARYLAND
Jan. 7 at Clemson
Jan. 10 GEORGIA TECH
Jan. 15 WAKE FOREST
Jan. 18 at North Carolina
Jan. 21 DUKE
Jan. 25 at Kansas
Jan. 28 at Virginia
Jan. 31 OKLAHOMA
Feb. 2 at DePaul
Feb. 5 NORTH CAROLINA
Feb. 7 at Louisville
Feb. 9 WINTHROP
Feb. 11 CLEMSON
Feb. 14 at Georgia Tech
Feb. 16 BROOKLYN COLLEGE
Feb. 19 at Duke
Feb. 22 VIRGINIA
Feb. 25 at Maryland
Feb. 28 at Wake Forest

Towson State

January 5 8:00 P.M.
College Park, Maryland
Cole Field House



Sports Information Director: Peter Schlehr
Office Phone: (301) 321-2232
Home Phone: (301) 838-9221
Series Record: 4-0 Maryland

Location: Towson, Maryland
Nickname: Tigers
Home Court: Towson Center (5,200)
Head Coach: Terry Truax (Maryland '68)
Record at School: 25-60, (3 years)
Overall Record: 25-60, (3 years)
1985-86 Record: 8-20

Returning Lettermen: Bill Leonard, 6'2", 13.7; Mike Fink, 6'5", 9.8; Roddy Kirk, 6'6", 6.5; Tommy Jones, 6'1", 4.6; John Bays, 6'7", 3.2; Ricky Byrd, 6'0", 3.0; Mike Colclough, 6'9", 1.7; Mike Morin, 6'8", 1.6; Marc Boyle, 6'7", 0.3.

Top Newcomers: Eric Kearney, 6'5"; Marty Johnson, 6'2"; Adrian Basey, 6'4".

Lettermen Lost: Steffan Bunsavage, 15.4; Greg McClinton, 10.8.

Conference: East Coast
Colors: Gold, Black and White

1986-87 Schedule
Dec. 1 LIBERTY
Dec. 6 WINTHROP COLLEGE
Dec. 10 GEORGE MASON
Dec. 14 SHEPHERD COLLEGE
Dec. 20 at UMBC
Dec. 22 at Loyola
Dec. 29-30 Cotton Bowl Classic
Jan. 3 RAMAPO COLLEGE
Jan. 5 at Maryland
Jan. 7 at William & Mary
Jan. 10 UMBC
Jan. 14 at Delaware
Jan. 17 BUCKNELL
Jan. 21 at Rider
Jan. 24 at Lehigh
Jan. 28 LAFAYETTE COLLEGE
Jan. 31 HOFSTRA
Feb. 4 at Drexel
Feb. 11 at Bucknell
Feb. 14 RIDER
Feb. 16 DREXEL
Feb. 18 LEHIGH
Feb. 21 at Lafayette College
Feb. 25 at Hofstra
March 1 at Dayton

North Carolina

January 8 9:00 P.M.
Chapel Hill, North Carolina
Smith Center

February 14 4:00 P.M.
College Park, Maryland
Cole Field House



Sports Information Director: Rick Brewer
Office Phone: (919) 962-2123
Home Phone: (919) 929-2721
Series Record: 77-40 North Carolina

Location: Chapel Hill, North Carolina
Nickname: Tar Heels
Home Court: Smith Center (21,444)
Head Coach: Dean E. Smith (Kansas '53)
Record at School: 579-171, 25 Years
Overall Record: 579-171, 25 Years
1985-86 Record: 28-6

Returning Lettermen: Kenny Smith, 6'3", 12.0; Curtis Hunter, 6'5", 3.9; Jeff Wolf, 6'10", 10.0; Jeff Lebo, 6'2", 9.2; Dave Popson, 6'9", 4.0.

Top Newcomers: Pete Chilcutt, 6'8", F; Jeff Denny, 6'4", G; J.R. Reid, 6'9", F/C; Scott Williams, 6'9½", C.

Lettermen Lost: Brad Daugherty, 20.2; Warren Martin, 6.9; Steve Hale, 11.3; James Daye, 0.3.

Conference: Atlantic Coast
Colors: Carolina Blue and White

1986-87 Schedule
Nov. 28-29 Hawaii-Lao Tournament
Dec. 1 at UCLA
Dec. 3 STETSON
Dec. 6 MIAMI (FLA.)
Dec. 13 JACKSONVILLE
Dec. 20 ILLINOIS
Dec. 22 FURMAN
Dec. 27 at Kansas State
Dec. 29-30 Cotton Bowl Classic
Jan. 3 at LaSalle
Jan. 8 MARYLAND
Jan. 10 at Duke
Jan. 14 at Virginia
Jan. 18 N.C. State
Jan. 22 at Wake Forest
Jan. 24 GEORGIA TECH
Jan. 28 at Clemson
Feb. 1 at Notre Dame
Feb. 5 at N.C. State
Feb. 8 VIRGINIA
Feb. 11 WAKE FOREST
Feb. 14 at Maryland
Feb. 15 MARQUETTE
Feb. 18 EAST TENNESSEE STATE
Feb. 21 CLEMSON
Feb. 26 DUKE
March 1 at Georgia Tech

Virginia

January 10 4:00 P.M.
College Park, Maryland
Cole Field House

March 1 3:00 P.M.
Charlottesville, Virginia
University Hall



Sports Information Director: Rich Murray
Office Phone: (804) 924-3205/3011
Home Phone: (804) 978-2966
Series Record: 79-45 Maryland

Location: Charlottesville, Virginia
Nickname: Cavaliers
Home Court: University Hall (8,200)
Head Coach: Terry Holland Davidson '64)
Record at School: 250-122, 12 years
Overall Record: 342-165, 17 years
1985-86 Record: 19-11

Returning Lettermen: Lance Blanks, 6'4", 2.4; Tom Calloway, 6'0", 7.1; Jeff Daniel, 6'9", 0.7; John Dyslin, 6'11", 0.7; John Johnson, 6'0", 5.8; Andrew Kennedy, 6'7", 9.2; Mel Kennedy, 6'5", 12.0; Tim Martin, 6'11", (Redshirt); Dick Morgan, 6'3", 5.9; Tom Sheehy, 6'9", 10.0; Darrick Simms, 6'3", 2.5; Tony Solomon, 5'10", 1.0.

Top Newcomers: Mark Cooke, 6'5", F; Rob Metcalf, 6'6", F/G.

Lettermen Lost: Olden Polynice, 16.1

Conference: Atlantic Coast

Colors: Orange and Blue

1986-87 Schedule
Nov. 21 Coca-Cola NIT Classic (Finals Nov. 29 at Madison Square Garden)
Dec. 3 VMI
Dec. 6-7 Investors Classic (at Virginia)
Dec. 10 East Tennessee Classic
Dec. 20 at Arkansas
Dec. 27-29 ECAC Holiday Festival
Jan. 3 DUKE
Jan. 5 BROWN
Jan. 7 MISSOURI
Jan. 10 at Maryland
Jan. 14 NORTH CAROLINA
Jan. 17 VILLANOVA
Jan. 19 at Jacksonville
Jan. 22 at Georgia Tech
Jan. 24 WAKE FOREST
Jan. 28 N.C. State
Jan. 31 at Clemson
Feb. 4 at Duke
Feb. 8 at North Carolina
Feb. 11 at Virginia Tech
Feb. 14 CLEMSON
Feb. 16 at Daytona
Feb. 18 GEORGIA TECH
Feb. 22 at N.C. State
Feb. 25 at Wake Forest
March 1 MARYLAND

Duke

January 14 8:00 P.M.
College Park, Maryland
Cole Field House

February 7 4:00 P.M.
Durham, North Carolina
Cameron Indoor Stadium



Sports Information Director: John Roth
Office Phone: (919) 684-2633
Home Phone: (919) 471-9514
Series Record: 65-47 Duke

Location: Durham, North Carolina
Nickname: Blue Devils
Home Court: Cameron Indoor Stadium (8,564)
Nickname: Blue Devils
Head Coach: Mike Krzyzewski (Army '69)
Record at School: 122-68, 6 years
Overall Record: 195-127, 11 years
1985-86 Record: 37-3

Returning Lettermen: Tommy Amaker, 6'0", 6.4; Danny Ferry, 6'10", 5.9; Billy King, 6'6", 4.0; Kevin Strickland, 6'5", 2.1; Martin Nessley, 7'2", 1.7; Quin Snyder, 6'2", 2.3; John Smith, 6'7", 1.9.

Top Newcomers: Alaa Abdelnaby, 6'10", C; Phil Henderson, 6'4", G; Robert Brickley, 6'5", F.

Lettermen Lost: Johnny Dawkins, Mark Alarie, David Henderson, Jay Bilas, Weldon Williams.

Conference: Atlantic Coast

Colors: Royal Blue and White

1986-87 Schedule
Nov. 28-29 Seaside Classic (Laie, Hawaii)
Dec. 3 EAST CAROLINA
Dec. 6 VANDERBILT
Dec. 8 DAVIDSON
Dec. 13 Alabama (East Rutherford, NJ)
Dec. 22 at Miami (FL)
Dec. 29 APPALACHIAN STATE
Dec. 30 NORTHWESTERN
Jan. 3 at Virginia
Jan. 5 WILLIAM & MARY
Jan. 7 ST. JOSEPH'S
Jan. 10 NORTH CAROLINA
Jan. 14 at Maryland
Jan. 17 WAKE FOREST
Jan. 21 at N.C. State
Jan. 24 at Clemson
Jan. 26 CORNELL
Jan. 29 at Georgia Tech
Jan. 31 at Wake Forest
Feb. 2 STETSON
Feb. 4 VIRGINIA
Feb. 7 MARYLAND
Feb. 10 at Harvard
Feb. 15 at Notre Dame
Feb. 19 N.C. STATE
Feb. 21 GEORGIA TECH
Feb. 26 at North Carolina
Feb. 28 CLEMSON

Clemson

January 17 4:00 P.M.
Clemson, South Carolina
Littlejohn Coliseum

February 4 8:00 P.M.
College Park, Maryland
Cole Field House



Sports Information Director: Bob Bradley
Office Phone: (803) 656-2101/2114
Home Phone: (803) 654-5419
Series Record: 60-28 Maryland

Location: Clemson, South, Carolina
Nickname: Tigers
Home Court: Littlejohn Coliseum (10,820)
Head Coach: Cliff Ellis (Florida State '68)
Record at School: 35-28, 2 years
Overall Record: 206-112, 11 years
1985-86 Record: 19-15

Returning Lettermen: Michael Best, 6'4", 6.3; Horace Grant, 6'10", 16.4; Anthony Jenkins, 6'7", 5.6; Grayson Marshall, 6'2", 8.3; Larry Middleton, 6'3", 11.4; Jerry Pryor, 6'7", 6.5; Michael Tait, 6'2", 2.5.

Top Newcomers: Michael Brown, 6'4", G; Ricky Jones, 6'7", F; Tim Kincaid, 6'3", G; Elden Campbell, 6'10", C; Sean Tyson, 6'7", F.

Lettermen Lost: Glenn Corbit, 9.9; Jeff Holstein, 0.9; Glen McCants, 9.2; Chris Michael, 5.3.

Conference: Atlantic Coast

Colors: Purple and Orange

1986-87 Schedule
Nov. 29 IPTAY Tournament (at Clemson)
Dec. 3 UNC-ASHEVILLE
Dec. 6 TEXAS TECH
Dec. 14 at South Carolina
Dec. 16 PRAIRIE VIEW A&M
Dec. 17 ARMSTRONG STATE
Dec. 29 TCBY Yogurt Classic
Jan. 2 Hawaii-Pacific Tournament
Jan. 7 N.C. STATE
Jan. 10 at Wake Forest
Jan. 12 FLORIDA INTERNATIONAL
Jan. 14 FURMAN
Jan. 17 MARYLAND
Jan. 20 at Georgia Tech
Jan. 24 DUKE
Jan. 26 WINTHROP
Jan. 28 NORTH CAROLINA
Jan. 31 VIRGINIA
Feb. 4 at Maryland
Feb. 7 SOUTH CAROLINA
Feb. 11 at N.C. State
Feb. 14 at Virginia
Feb. 18 WAKE FOREST
Feb. 21 at North Carolina
Feb. 25 GEORGIA TECH
Feb. 28 at Duke

Bucknell

January 19 8:00 P.M.
College Park, Maryland
Cole Field House



Sports Information Director: Brad Tufts

Office Phone: (717) 524-1227

Home Phone: (717) 524-9230

Series Record: 4-0 Maryland

Location: Lewisburg, Pennsylvania

Nickname: Bisons

Home Court: Davis Gymnasium (2,100)

Head Coach: Charlie Woollum
(William & Mary '62)

Record at School: 170-133, 11 years

Overall Record: 170-133, 11 years

1985-86 Record: 17-12

Returning Lettermen: Ted Aceto, 6'0", 7.0; Mark Allsteadt, 6'5", 12.5; Mark Atkinson, 6'4", 12.0; Steve Beecy, 6'6", 5.3; Mike Butts, 6'9", 9.3; Bo Heiden, 6'7", 2.4; Steve Schrader, 6'7", 9.8; Chris Seneca, 5'11", 11.0

Top Newcomers: Mike Joseph, 5'11", G; Greg Leggett, 6'6", F.

Lettermen Lost: Kevin Blackwell, 3.8; Mark Lezanic, 4.1.

Conference: East Coast

Colors: Orange and Blue

1986-87 Schedule

Dec. 5	Youngstown State Tournament
Dec. 8	SUSQUEHANNA
Dec. 12	LEBANON VALLEY
Dec. 22	at George Mason
Dec. 28-29	Utica College Classic
Jan. 3	MARIST
Jan. 5	LYCOMING
Jan. 10	DREXEL
Jan. 13	ST. FRANCIS (N.Y.)
Jan. 15	at Rider
Jan. 17	at Towson State
Jan. 19	at Maryland
Jan. 21	DELAWARE
Jan. 24	at Drexel
Jan. 28	at Hofstra
Jan. 31	LAFAYETTE
Feb. 4	at Lehigh
Feb. 11	TOWSON STATE
Feb. 14	at Delaware
Feb. 16	RIDER
Feb. 21	HOFSTRA
Feb. 25	at Lafayette
Feb. 28	LEHIGH

West Virginia

January 21 8:00 P.M.
College Park, Maryland
Cole Field House



Sports Information Director: Joe Boczek

Office Phone: (304) 293-2821

Home Phone: (304) 296-2085

Series Record: 18-12 West Virginia

Location: Morgantown, West Virginia

Nickname: Mountaineers

Home Court: West Virginia University Coliseum (14,000)

Head Coach: Gale Catlett
(West Virginia '63)

Record at School: 166-80, 8 years

Overall Record: 292-124, 14 years

1985-86 Record: 22-11

Returning Lettermen: Herbie Brooks, 6'2", 2.4; Darrell Pinckney, 6'9", 5.6; Darryl Prue, 6'7", 7.8; Eric Semisch, 6'8", 2.9; Wayne Yearwood, 6'7", 8.9.

Top Newcomers: Steve Berger, 5'11"; Chris Brooks, 6'6"; John Miller, 6'5"; Brett Vincent, 5'10".

Lettermen Lost: Dale Blaney, 17.0; Holman Harley, 15.2; Renardo Brown, 9.1; Vernon Odom, 5.9.

Conference: Atlantic 10

Colors: Old Gold and Blue

1986-87 Schedule

Nov. 29	GEORGE MASON
Dec. 3	JAMES MADISON
Dec. 6	ST. BONAVENTURE
Dec. 8	at St. Joseph's
Dec. 10	VIRGINIA TECH
Dec. 13	at Pittsburgh
Dec. 22	at Rutgers
Dec. 27	MARSHALL
Dec. 30	at Fresno State
Jan. 4	DUQUESNE
Jan. 8	at Rhode Island
Jan. 10	at Massachusetts
Jan. 14	at George Washington
Jan. 17	at Notre Dame
Jan. 19	MASSACHUSETTS
Jan. 21	at Maryland
Jan. 24	RHODE ISLAND
Jan. 28	PENN STATE
Jan. 31	at Duquesne
Feb. 3	ALABAMA-BIRMINGHAM
Feb. 5	at St. Bonaventure
Feb. 7	at Penn State
Feb. 12	GEORGE WASHINGTON
Feb. 14	TEMPLE
Feb. 19	RUTGERS
Feb. 22	ST. JOSEPH'S
Feb. 24	at Temple

Old Dominion

January 24 7:30 P.M.
Norfolk, Virginia
The Scope



Sports Information Director: Carol Hudson, Jr.

Office Phone: (804) 440-3372

Home Phone: (804) 625-2061

Series Record: 3-0 Maryland

Location: Norfolk, Virginia

Nickname: Monarchs

Home Court: The Scope (10,258)

Head Coach: Tom Young (Maryland '58)

Record at School: 23-8, one year

Overall Record: 457-249, 26 years

1985-86 Record: 23-8

Returning Lettermen: Fred Smith, 5-11, 8.5; Garrick Davis, 6-8, 4.9; Bernard Royster, 6-5, 3.0; Steve Trax, 6-6, 2.3.

Top Newcomers: Anthony Carver, 6-7, F; Kirk Eady, 6-4, G; David Grissom, 6-8, F; Gerald Lofton, 6-8, F (Jr.); Howard Morgan, 6-9, C; Mark Siciliano, 6-3, G.

Lettermen Lost: Kenny Gattison, 17.4; Keith Thomas, 14.1; Ronnie Wade, 7.7; Clarence Hanley, 6.8; Sylvester Charles, 3.7.

Conference: Sun Belt

Colors: Columbia Blue and White

1986-87 Schedule

Nov. 29	VIRGINIA TECH
Dec. 4	MIDDLE TENNESSEE STATE
Dec. 6	WILLIAM & MARY
Dec. 14	at James Madison
Dec. 17	LONG ISLAND
Dec. 20	at DePaul
Dec. 22	RICHMOND
Dec. 27	Runnin' Rebel Classic (Las Vegas)
Jan. 3	at South Florida
Jan. 5	at Alabama-Birmingham
Jan. 8	VIRGINIA COMMONWEALTH
Jan. 10	at UNC-Charlotte
Jan. 12	GEORGIA TECH
Jan. 14	at Missouri
Jan. 17	at Jacksonville
Jan. 19	SOUTH ALABAMA
Jan. 24	MARYLAND
Jan. 28	at William & Mary
Jan. 31	ALABAMA-BIRMINGHAM
Feb. 3	at Western Kentucky
Feb. 7	SOUTH FLORIDA
Feb. 9	at South Alabama
Feb. 12	WESTERN KENTUCKY
Feb. 14	at Virginia Commonwealth
Feb. 16	UNC-CHARLOTTE
Feb. 21	at Jacksonville

James Madison

January 28 7:30 P.M.
Harrisonburg, Virginia
JMU Convocation Center



Sports Information Director: Gary Michael
Office Phone: (703) 568-6154
Home Phone: (703) 337-7310
Series Record: First Meeting

Location: Harrisonburg, Virginia
Nickname: Dukes
Home Court: JMU Convocation Center (7,612)
Head Coach: John Thurston (Seton Hall '70)

Record at School: 5-23, 1 year
Overall Record: 44-62, 4 years
1985-86 Record: 5-23

Returning Lettermen: Thom Brand, 6'11", 1.6; Eric Brent, 6'3½", 14.3; Robert Griffin, 6'2", 8.1; Ken Halleck, 6'1", 2.6; Anthony Inge, 6'3", 2.6; Chad Keller, 6'8", 2.5; David Monroe, 6'6", 9.6; John Newman, 6'5½", 11.8; Ken Schwartz, 6'6", 3.3; Kevin Sutton, 5'11", 0.7.

Top Newcomers: Benny Gordon, 5'11", G; Ralph Glenn, 6'5", F; Claude Ferdinand, 6'5", F.

Lettermen Lost: Todd Banks, 10.2; Eric Esch, 2.1.

Conference: Colonial Athletic Association

Colors: Purple and Gold

1986-87 Schedule
Nov. 28 ST. PAUL'S
Dec. 1 VIRGINIA MILITARY
Dec. 3 at West Virginia
Dec. 6 at Virginia Tech
Dec. 14 OLD DOMINION
Dec. 20 NORTH CAROLINA-ASHEVILLE
Dec. 22 at Radford
Dec. 29-30 Richmond Times-Dispatch Invitational
Jan. 3 at George Mason
Jan. 7 COASTAL CAROLINA
Jan. 10 NAVY
Jan. 12 AMERICAN
Jan. 15 CENTRAL CONN. STATE
Jan. 17 at William & Mary
Jan. 19 at Richmond
Jan. 24 UNC-WILMINGTON
Jan. 26 EAST CAROLINA
Jan. 28 MARYLAND
Jan. 31 GEORGE MASON
Feb. 5 at Navy
Feb. 9 at American
Feb. 14 WILLIAM & MARY
Feb. 16 RICHMOND
Feb. 18 at Virginia Commonwealth
Feb. 21 at UNC-Wilmington
Feb. 23 at East Carolina

Georgia Tech

February 1 3:00 P.M.
Atlanta, Georgia
Alexander Memorial Coliseum

February 10 9:00 P.M.
College Park, Maryland
Cole Field House



Sports Information Director: Mike Finn
Office Phone: (404) 894-5445
Home Phone: (404) 938-9910
Series Record: 11-11

Location: Atlanta, Georgia
Nickname: Yellow Jackets, Rambling Wreck
Home Court: Alexander Memorial Coliseum (10,000)

Head Coach: Bobby Cremins (South Carolina '70)

Record at School: 95-57, 5 years
Overall Record: 195-127, 11 years
1985-86 Record: 27-7

Returning Lettermen: Bruce Dalrymple, 6'4", 10.8; Duane Ferrell, 6'6", 12.1; Antoine Ford, 7'0", 1.6; Tom Hammonds, 6'8", 12.1; John Martinson, 6'1", 0.1; Craig Neal, 6'5", 5.6; Willie Reese, 6'9", 0.9; Anthony Sherrod, 6'6", 1.1.

Top Newcomers: Michael Christian, 6'3", G; James Munlyn, 6'11", C; Brian Oliver, 6'4", G.

Lettermen Lost: Mark Price, 17.4; John Salley, 13.1; Jack Mansell, 1.2.

Conference: Atlantic Coast

Colors: Old Gold and White

1986-87 Schedule
Nov. 28-29 Central Fidelity Classic
Dec. 1 PENN
Dec. 3 GEORGIA*
Dec. 14 at LSU
Dec. 20 Boston College**
Dec. 21 Southern Methodist**
Dec. 27 Holiday Festival Classic
Dec. 29 Holiday Classic Finals
Jan. 3 at Wake Forest
Jan. 10 at N.C. State
Jan. 12 at Old Dominion
Jan. 14 NORTH CAROLINA A&T
Jan. 20 CLEMSON
Jan. 22 VIRGINIA*
Jan. 24 at North Carolina
Jan. 29 DUKE
Feb. 1 MARYLAND
Feb. 3 GEORGIA STATE
Feb. 7 WAKE FOREST
Feb. 10 at Maryland
Feb. 14 N.C. STATE
Feb. 18 at Virginia
Feb. 21 at Duke
Feb. 22 at DePaul
Feb. 25 at Clemson
March 1 NORTH CAROLINA*
*—at the Omni, Atlanta
**—in Tokyo, Japan

Wake Forest

February 2 8:00 P.M.
Greensboro, North Carolina
Greensboro Coliseum

February 22 4:00 P.M.
College Park, Maryland
Cole Field House



Sports Information Director: John Justus
Office Phone: (919) 761-5640
Home Phone: (919) 945-9729
Series Record: 38-34 Maryland

Location: Winston-Salem, North Carolina
Nickname: Demon Deacons
Home Court: Memorial Coliseum (8,100)

Head Coach: Bob Staak (Connecticut '71)

Record at School: 8-21, 1 year
Overall Record: 96-107, 7 years
1985-86 Record: 8-21

Returning Lettermen: Rod Watson, 6'2", 12.8; Mark Cline, 6'7", 12.4; Tyrone Bagues, 5'3", 11.3; Arthur Larkins, 6'4", 5.4; Cal Boyd, 6'1", 3.8; Alan Dickens, 6'8", 2.0.

Top Newcomers: Tony Black, 6'4", G; Sam Ivy, 6'7", F; Greg Keith, 6'11", C; Antonio Johnson, 6'4", G; Ralph Kitley, 6'10", F/C.

Lettermen Lost: Charlie Thomas, 10.4; Dennis Calvert, 2.2.

Conference: Atlantic Coast

Colors: Old Gold and Black

1986-87 Schedule
Dec. 1 COASTAL CAROLINA
Dec. 3 DAVIDSON (at Charlotte)
Dec. 17 BAPTIST
Dec. 20 UNC-WILMINGTON
Dec. 22 at Virginia Tech
Dec. 29-30 Cable Car Classic
Jan. 3 GEORGIA TECH
Jan. 7 APPALACHIAN
Jan. 10 CLEMSON*
Jan. 12 LEHIGH
Jan. 15 at N.C. State
Jan. 17 at Duke
Jan. 22 NORTH CAROLINA*
Jan. 24 at Virginia
Jan. 28 RICHMOND
Jan. 31 DUKE*
Jan. 2 MARYLAND
Feb. 5 at Winthrop
Feb. 7 at Georgia Tech
Feb. 11 at North Carolina
Feb. 14 UNC CHARLOTTE
Feb. 18 at Clemson
Feb. 22 at Maryland
Feb. 25 VIRGINIA*
Feb. 28 N.C. STATE*
*—at Greensboro

Central Florida

February 16 8:00 P.M.
College Park, Maryland
Cole Field House



Sports Information Director: Bob Cefalo
Office Phone: (305) 275-2464
Home Phone: (305) 273-4291
Series Record: First Meeting

Location: Orlando, Florida
Nickname: Knights
Home Court: Central Florida Gymnasium (2800)
Head Coach: Phil Carter (Jacksonville U. '73)
Record at School: 6-22, 1 year
Overall Record: 40-68, 4 years
1985-86 Record: 6-22
Returning Lettermen: Pat Crocklin, 11.7; Tony Marini, 10.5; Faronte Roberson, 10.2; Cummings Jacobs, 9.3; George Beaton, 7.2; Chris Wallen, 6.7; John Marini, 0.8.
Top Newcomers: Spam Haithcock, 6'6", F; Edsel Bester, 6'0", G.
Lettermen Lost: Sam Alexander, 10.8.
Conference: Independent
Colors: Black and Gold

1986-87 Schedule
Nov. 28 AMI Classic (Miami, Fla.)
Nov. 29 AMI Championship/Consolation
Dec. 6 at Georgia
Dec. 10 at Florida
Dec. 13 at Hartford
Dec. 17 RIDER
Dec. 19 UCF Invitational
Dec. 20 UCF Championship/Consolation
Dec. 29-30 Red Lobster Classic
Jan. 5 WESTERN ILLINOIS
Jan. 8 CENTRAL CONN. STATE
Jan. 10 DELAWARE STATE
Jan. 12 MARYLAND-EASTERN SHORE
Jan. 15 ARMSTRONG STATE
Jan. 21 ROLLINS COLLEGE
Jan. 24 at South Florida
Jan. 26 at Florida State
Jan. 29 at Bethune-Cookman
Feb. 3 at Armstrong State
Feb. 10 FLAGLER COLLEGE
Feb. 14 GEORGIA SOUTHERN
Feb. 16 at Maryland
Feb. 21 FLORIDA TECH
Feb. 25 BETHUNE-COOKMAN
Feb. 28 FLORIDA INTERNATIONAL
Mar. 2 at Howard

UMBC

February 18 8:00 P.M.
College Park, Maryland
Cole Field House



Sports Information Director: Steve Levy
Office Phone: (301) 455-2197
Home Phone: (301) 655-0250
Series Record: First Meeting

Location: Baltimore, Maryland
Nickname: Retrievers
Home Court: UMBC Fieldhouse (4,024)
Head Coach: Jeff Bzdelik (Illinois-Chicago '76)
Record at School: First year
Overall Record: First year as Head Coach
1985-86 Record: 5-23
Returning Lettermen: Marty Stevenson, 6'3", 11.9; Conrad Eaddy, 6'6", 7.8; Joe Hardy, 6'4", 7.0; Terry Brooks, 6'1", 6.3; Bob Richardson, 6'1", 3.1.
Top Newcomers: Jeff Reynolds, 6'5", F; Larry Simmons, 6'1", G; Reggie Truitt, 6'4", G/F; Duane Faust, 6'5", F; Terrance Lanham, 6'7", F.
Lettermen Lost: Breck Robinson, 15.8; Chris Strong, 0.6.
Conference: Independent
Colors: Old Gold and Black

1986-87 Schedule
Nov. 28 at Northwestern
Nov. 29 at Northern Iowa
Dec. 2 NORTHERN ARIZONA
Dec. 5 Long Island*
Dec. 6 St. Francis (N.Y.)*
Dec. 8 at The Citadel
Dec. 10 at Howard
Dec. 12 at Morgan State
Dec. 20 TOWSON STATE
Dec. 29 at Delaware
Jan. 8 at George Mason
Jan. 10 at Towson State
Jan. 14 WESTCHESTER COLLEGE
Jan. 17 CENTRAL CONNECTICUT STATE
Jan. 19 MORGAN STATE
Jan. 22 BROOKLYN COLLEGE
Jan. 26 at Utica College
Jan. 28 at Coppin State
Feb. 2 UTICA COLLEGE
Feb. 5 HOWARD UNIVERSITY
Feb. 9 MT. ST. MARY'S
Feb. 11 at Navy
Feb. 18 at Maryland
Feb. 25 at American University
Feb. 28 at Brooklyn College
March 3 at UMES

UMES

February 27 8:00 P.M.
College Park, Maryland
Cole Field House



Sports Information Director: Craig Cotton
Office Phone: (301) 651-2200
Home Phone: (301) 548-1365
Series Record: 7-0 Maryland

Location: Princess Anne, Maryland
Nickname: Hawks
Home Court: Tawes Gymnasium (3,500)
Head Coach: Steve Williams (Florida '74)
Record at School: First year
Overall Record: First year
1985-86 Record: 5-24
Returning Lettermen: Derek Robinson, 6'8", 10.4; Marvin Blye, 6'5", 14.0; Allen White, 6'7", 4.5; Leon Graham, 6'4", 4.4; Mike Robinson, 6'6", 2.7; Eric Torain, 6'0", 2.0; Brion Spriggs, 6'5", 4.1; Larry Stokes, 6'8", 2.0.
Top Newcomers: Mike Mays, 6'0", G; Roosevelt Arnold, 5'9", G; Demetrius Jones, 6'4", G/F.
Lettermen Lost: Donnell Boney, 15.0; Altonio Bateman, 3.6; Jamie Harris, 0.0.
Conference: Mid-Eastern
Colors: Maroon and Gray

1986-87 Schedule
Nov. 28 WINTHROP COLLEGE
Dec. 2 SALISBURY STATE
Dec. 5-6 Marist Tournament
Dec. 8 BETHUNE-COOKMAN
Dec. 15 at Radford
Dec. 20 at Cleveland State
Jan. 5 at Wake Forest
Jan. 10 at Bethune-Cookman
Jan. 12 at Central Florida
Jan. 14 at Miami (Fla.)
Jan. 16 at Florida International
Jan. 19 at Delaware State
Jan. 24 MORGAN STATE
Jan. 27 HOWARD UNIVERSITY
Jan. 31 SOUTH CAROLINA STATE
Feb. 2 at North Carolina A&T
Feb. 4 at Coppin State
Feb. 7 NORTH CAROLINA A&T
Feb. 9 at South Carolina State
Feb. 12 at Morgan State
Feb. 17 at Howard University
Feb. 19 BOWIE STATE
Feb. 21 DELAWARE STATE
Feb. 25 COPPIN STATE
Feb. 27 at Maryland
March 3 UMBC

All-Time Records vs. 1985-86 Opponents

North Carolina State University

Ed Seaman, Sports Information Director
Box 8501
Case Athletics Center
Raleigh, North Carolina 27695-8501
919-737-2102
Jim Valvano, Head Basketball Coach

Season	Location	Score	Series
1924-25	S.C. Tourn	16-30	0-1
1926-27	Away	23-38	0-2
1927-28	NA	36-24	1-2
1929-30	Home	26-28	1-3
1929-30	Away	21-19	2-3
1936-37	Away	33-35	2-4
1936-37	Home	41-35	3-4
1936-37	S.C. Tourn	35-42	3-5
1938-39	Away	40-46	3-6
1938-39	S.C. Tourn	53-29	4-6
1939-40	Away	43-36	5-6
1943-44	S.C. Tourn	23-42	5-7
1944-45	Away	32-46	5-8
1944-45	Home	42-57	5-9
1945-46	Away	47-39	6-9
1945-46	Home	37-33	7-9
1945-46	S.C. Tourn	27-54	7-10
1946-47	S.C. Tourn	43-55	7-11
1950-51	S.C. Tourn	45-54	7-12
1954-55	Home	68-64	8-12
1954-55	Away	58-78	8-13
1955-56	Home	64-73	8-14
1955-56	Away	71-62	9-14
1956-57	Home	79-66	10-14
1956-57	Away	56-49	11-14
1957-58	Home	48-57	11-15
1957-58	Away	64-69	11-16
1958-59	Home	53-55	11-17
1958-59	Away	37-53	11-18
1959-60	Home	63-53	12-18
1959-60	Away	46-48	12-19
1959-60	ACC Tourn	58-74	12-20
1960-61	Away	67-75	12-21
1960-61	Home	75-57	13-21
1960-61	Away	66-83	13-22
1961-62	Home	68-73	13-23
1961-62	Away	61-68	13-24
1962-63	Home	74-76	13-25
1962-63	Away	59-79	13-26
1963-64	Home	72-62	14-26
1963-64	Away	65-66	14-27
1964-65	Home	62-63	14-28
1964-65	Away	67-73	14-29
1964-65	ACC Tourn	67-76	14-30
1965-66	Home	59-48	15-30
1965-66	Away	58-60	15-31
1966-67	Away	54-38	16-31
1966-67	Home	60-55	17-31
1967-68	Home	62-75	17-32
1967-68	Away	52-68	17-33
1967-68	ACC Tourn	54-63	17-34
1968-69	Away	69-85	17-35
1968-69	Home	81-86	17-36
1969-70	Away	57-91	17-37
1969-70	Home	54-64	17-38
1969-70	ACC Tourn	57-67	17-39
1970-71	Home	81-83	17-40
1970-71	Away	61-71	17-41
1971-72	Home	83-70	18-41
1971-72	Away	66-65	19-41
1972-73	Home	85-87	19-42
1972-73	Away	78-89	19-43
1972-73	ACC Tourn	74-76	19-44
1973-74	Away	74-80	19-45
1973-74	Home	80-86	19-46
1973-74	ACC Tourn	100-103	19-47
1974-75	Home	103-85	20-47
1974-75	Away	98-97	21-47
1974-75	ACC Tourn	85-87	21-48
1975-76	Away	87-69	22-48
1975-76	Home	102-84	23-48
1976-77	Home	87-80	24-48
1976-77	Away	75-73	25-48
1976-77	ACC Tourn	72-82	25-49
1977-78	Away	82-88	25-50
1977-78	Home	73-80	25-51
1977-78	ACC Tourn	109-108	26-51
1978-79	Home	124-110	27-51
1978-79	Away	82-81	28-51
1979-80	Away	62-67	28-52
1979-80	Home	66-62	29-52
1980-81	Home	82-75	30-52
1980-81	Away	76-72	31-52

1981-82	Away	53-74	31-53
1981-82	Home	38-52	31-54
1981-82	ACC Tourn	28-40	31-55
1982-83	Home	86-81	32-55
1982-83	Away	67-58	33-55
1983-84	Away	59-55	34-55
1983-84	Home	63-50	35-55
1983-84	ACC Tourn	69-63	36-55
1984-85	Home	58-56	37-55
1984-85	Away	71-70	38-55
1985-86	Home	55-67	38-56
1985-86	Away	67-66	39-56

Old Dominion University

Carol Hudson, Sports Information Director
H & PE Building
Norfolk, Virginia 23508
804-440-3375
Tom Young, Head Basketball Coach

Season	Location	Score	Series
1982-83	Home	87-67	1-0
1983-84	Away	69-58	2-0
1984-85	Home	87-75	3-0

Towson State University

Pete Schlehr, Sports Information Director
Towson, Maryland 21204
301-321-2758
Terry Truax, Head Basketball Coach

Season	Location	Score	Series
1981-82	Home	75-59	1-0
1982-83	Home	66-56	2-0
1984-85	Home	91-38	3-0
1985-86	Home	91-58	4-0

University of Maryland Eastern Shore

Craig Cotton, Sports Information Director
Princess Anne, Maryland 21853
301-651-2200, Extension 605

Season	Location	Score	Series
1979-80	Home	82-58	1-0
1980-81	Home	81-65	2-0
1981-82	Home	76-64	3-0
1982-83	Home	91-70	4-0
1983-84	Home	104-69	5-0
1984-85	Home	87-48	6-0
1985-86	Home	91-44	7-0

University of North Carolina - Chapel Hill

Rick Brewer, Sports Information Director
Chapel Hill, North Carolina 27514
919-962-5411
Dean Smith, Head Basketball Coach

Season	Location	Score	Series
1923-24	NA	20-26	0-1
1924-25	Home	16-21	0-2
1925-26	Home	23-22	1-2
1926-27	Home	28-23	2-2
1926-27	Home	23-22	2-3
1926-27	Away	23-19	3-3
1928-29	Home	22-28	3-4
1929-30	Home	36-24	4-4
1929-30	Away	22-19	5-4
1930-31	Home	33-31	6-4
1930-31	S.C. Tourn	19-17	7-4
1931-32	Home	26-25	8-4
1931-32	Away	26-32	8-5
1932-33	Home	42-29	9-5
1933-34	Home	24-28	9-6
1934-35	Home	31-39	9-7
1935-36	Home	32-44	9-8

1936-37	Away	24-41	9-9
1936-37	Home	35-44	9-10
1937-38	Away	24-42	9-11
1938-39	Home	34-32	10-11
1938-39	Away	66-41	11-11
1940-41	Home	36-55	11-12
1940-41	Away	29-44	11-13
1941-42	Home	30-34	11-14
1942-43	Home	47-40	12-14
1942-43	Away	40-31	13-14
1944-45	Away	28-53	13-15
1945-46	Away	28-64	13-16
1945-46	Home	31-33	13-17
1946-47	Away	42-58	13-18
1946-47	Home	61-57	14-18
1947-48	Away	46-70	14-19
1947-48	Home	47-51	14-20
1948-49	Away	47-55	14-21
1948-49	Home	42-66	14-22
1948-49	S.C. Tourn	61-79	14-23
1949-50	Away	53-55	14-24
1949-50	Home	56-69	14-25
1950-51	Away	67-59	15-25
1950-51	Home	56-55	16-25
1951-52	Away	47-51	16-26
1951-52	Home	71-51	17-26
1952-53	Away	49-59	17-27
1952-53	Home	68-66	18-27
1954-55	Away	70-60	19-27
1954-55	Home	63-61	20-27
1955-56	Home	62-68	20-28
1955-56	Away	55-64	20-29
1956-57	Away	61-70	20-30
1956-57	Home	61-65	20-31
1957-58	Home	74-61	21-31
1957-58	Away	59-66	21-32
1957-58	ACC Tourn	86-74	22-32
1958-59	Away	57-64	22-33
1958-59	Home	69-51	23-33
1959-60	Home	66-75	23-34
1959-60	Away	64-81	23-35
1960-61	Away	57-81	23-36
1960-61	Home	52-58	23-37
1960-61	Away	56-53	23-38
1961-62	Home	79-62	24-38
1961-62	Away	67-70	24-39
1962-63	Home	56-78	24-40
1962-63	Away	68-82	24-41
1963-64	Away	88-97	24-42
1963-64	Home	74-64	25-42
1964-65	Home	76-68	26-42
1964-65	Away	91-80	27-42
1965-66	Away	52-67	27-43
1965-66	Home	76-66	28-43
1965-66	ACC Tourn	70-77	28-44
1966-67	Away	77-85	28-45
1966-67	Home	78-79	28-46
1967-68	Home	67-73	28-47
1967-68	Away	60-83	28-48
1968-69	Away	87-107	28-49
1968-69	Home	86-88	28-50
1969-70	Home	69-77	28-51
1969-70	Away	83-90	28-52
1970-71	Away	70-105	28-53
1970-71	Home	76-100	28-54
1971-72	Away	72-92	28-55
1971-72	Home	79-77	29-55
1971-72	ACC Tourn	64-73	29-56
1972-73	Home	94-88	30-56
1972-73	Away	85-95	30-57
1973-74	Away	73-82	30-58
1973-74	Home	91-80	31-58
1973-74	ACC Tourn	105-85	32-58
1974-75	Home	66-69	32-59
1974-75	Away	96-74	33-59
1975-76	Away	93-95	33-60
1975-76	Home	69-81	33-61
1976-77	Home	68-71	34-61
1976-77	Away	70-97	34-62
1977-78	Away	71-85	34-63
1977-78	Home	64-66	34-64
1978-79	Home	53-54	34-65
1978-79	Away	67-76	34-66
1978-79	ACC Tourn	79-102	34-67
1979-80	Away	92-86	35-67
1979-80	Home	70-69	36-67
1980-81	Away	66-75	36-68
1980-81	Home	63-76	36-69
1980-81	ACC Tourn	60-61	36-70
1981-82	Home	50-66	37-70
1981-82	Away	56-59	37-71
1982-83	Away	71-72	37-72
1982-83	Home	106-94	38-72
1983-84	Home	62-74	38-73
1983-84	Away	63-78	38-74




Two-year starter Derrick Lewis returns as one of the ACC's premier defensive players: His 170 career blocked shots are by far and away the most of any returning ACC player. Look for Lewis, a 6.9 career scorer, to assume a more prominent role in the Terp offense this season.



Two versions of the Maryland mascot: A profile of Testudo (above) from his permanent spot in front of McKeldin Library; and the tempestuous Terp, drumming up some basketball excitement.





The University of Maryland Chapel, at sunset (below) and on a clear winter's day.




With several strong performances last season, sophomore guard John Johnson figures to play a key role in head coach Bob Wade's 1986-87 plans.





*Right: The Rossborough Inn, built around the turn of the 19th century, became the state of Maryland's agricultural experiment station in 1887.
Below: The Flowered M near the main entrance to the campus, shot during a rare season when the red and white flowers bloomed in perfect harmony.*





Nearly 3 million spectators have flocked Cole Field House to see Maryland Basketball since 1970. During that time, the Terps have averaged more than 13,000 in per-game attendance—the highest such average in the ACC.



Forward David Dickerson's athletic ability was clearly evident despite limited playing time in 1985-86. One of four returnees from last season, the sophomore should get a chance to exhibit his talents on a full-time basis in 1986-87.

An aerial view of the Maryland campus, featuring Cole Field House and Byrd Stadium. Cole officially opened its doors in December, 1955; the Terp football team played its first game at Byrd in September, 1950.





RECORDS AGAINST ALL OPPONENTS

University of Alabama	3-0	Jacksonville University	1-0	Randolph-Macon College	4-1
University of Alaska — Anchorage	1-0	James Madison	0-0	University of Rhode Island	2-0
American University	3-1	Johns Hopkins	19-5	Rhode Island State	0-1
Appalachian State University	2-0	University of Kansas	0-3	University of Richmond	26-14
Arizona State University	1-0	Kansas State University	1-0	Rutgers University	2-2
University of Arizona	0-1	Kent State University	1-0	St. Francis College of Pennsylvania	1-0
Bainbridge Naval Station	0-2	University of Kentucky	3-4	St. John's College — Maryland	9-5
Ball State University	1-0	Kentucky Wesleyan College	1-0	St. John's University	1-1
Baltimore University	2-1	Kings Point	0-1	St. Joseph's University	3-1
Biscayne	1-0	Lafayette College	2-0	St. Peter's College	1-0
Boston College	3-0	LaSalle University	1-0	University of San Francisco	1-0
Boston University	2-0	Leigh University	1-0	Santa Clara University	1-0
Bucknell University	4-0	Long Island University	7-0	Seton Hall University	2-1
Brown University	3-0	Louisiana State University	2-0	University of South Carolina	29-23
University of California — Los Angeles	1-3	University of Louisville	0-4	University of Southern California	1-0
Canius College	7-0	Loyola College — Maryland	3-5	University of Southern Illinois	0-1
Carroll Institute	0-1	Loyola College — Louisiana	1-0	Stanford University	1-0
Catholic University of America	13-9	University of Maine	1-0	Staunton Military Academy	0-1
University of Central Florida	0-0	Manhattan College	1-0	Stevens Institute of Technology	4-1
University of Cincinnati	1-1	Marine Corps Institute	1-1	Syracuse University	5-0
The Citadel	2-0	Marshall University	2-2	University of Tampa	2-0
City College of New York	1-1	Maryland — Baltimore County	0-0	Temple University	1-2
Clemson University	60-28	Maryland — Eastern Shore	7-0	University of Tennessee — Chattanooga	2-0
Cleveland State University	1-0	Memphis State	0-2	University of Tennessee — Knoxville	2-2
Columbia University	2-0	University of Miami	3-3	University of Texas — El Paso	0-1
University of Connecticut	0-1	Miami University	3-1	Texas Tech University	1-0
Creighton University	1-0	University of Michigan	1-2	Towson State University	4-0
Davidson College	6-3	Michigan State University	0-1	The University of Tulsa	1-0
University of Dayton	2-1	University of Minnesota	2-0	Vanderbilt University	1-0
University of Delaware	2-2	University of Mississippi	0-1	Villanova University	1-2
DePaul University	1-0	Mississippi Aggies	0-1	U.S. Air Force Academy	2-0
DePauw University	2-0	Mississippi State University	0-2	U.S. Merchant Marine Academy	1-2
Dickinson College	1-0	Montana State University	1-0	U.S. Military Academy	3-8
Duke University	47-65	Mt. St. Joseph's	1-2	U.S. Naval Academy	30-27
Duquesne University	6-0	University of Nevada — Las Vegas	1-4	University of Virginia	79-45
East Carolina University	5-0	New Mexico A&M	0-1	Virginia Military Institute	41-10
Eastern Kentucky University	1-0	New York University	0-2	Virginia Tech	21-4
East Tennessee State University	1-0	State University of New York — Buffalo	4-0	Wagner College	1-0
University of Evansville	1-0	Niagara University	1-0	Wake Forest University	38-34
Fairleigh Dickinson University	2-0	Univ. of North Carolina — Charlotte	1-0	Washington College	13-4
University of Florida	0-1	Univ. of North Carolina — Chapel Hill	38-79	Washington and Lee University	27-26
Fordham University	7-1	North Carolina State University	39-56	Washington Y.M.C.A.	0-1
Fort Belvoir	0-1	North Eastern University	1-0	Western Kentucky University	2-0
Galludet College	7-6	Northwestern University	0-1	Western Maryland College	12-0
George Mason University	2-0	University of Notre Dame	5-8	West Virginia University	12-18
Georgetown University	34-25	Ohio State University	2-3	Wichita State University	1-0
George Washington University	31-25	Ohio University	1-0	College of William and Mary	21-8
University of Georgia	2-4	Ohio Wesleyan University	0-1	Winthrop College	0-0
Georgia Tech	11-11	Oklahoma State University	1-0	University of Wisconsin	0-2
Hampden-Sydney College	2-2	Old Dominion University	3-0	Woodrow General Hospital	1-1
University of Hawaii	1-0	Penn Military Academy	0-2	University of Wyoming	1-0
Hawaii Pacific College	1-0	Penn State University	8-6	Xavier University	1-0
Hofstra University	1-0	University of Pennsylvania	1-12	Yale University	1-0
Holy Cross College	4-0	Pepperdine University	1-0		
University of Houston	1-1	University of Pittsburgh	3-1		
University of Illinois	0-1	Princeton University	3-3		
Indiana University	0-4	Providence College	0-1		
University of Iowa	1-0	Quantico Marines	1-2		

A Review of 1985-86



A REVIEW OF 1985-86

His sophomore season had just been cashiered in the second round of the NCAA Tournament's West Regional by Nevada-Las Vegas, some five months and 3,200 miles from when and where it had started. And now, just as the disappointment seemed to be setting in, Maryland forward/center Derrick Lewis looked up from the floor of Locker Room No. 4 in the Long Beach Arena and managed a meager smile.

"You know, not too many people remember anybody besides the ACC Champion and maybe a team that goes to the Final Four," Lewis said. "But a lot of good things came out of this season. We beat North Carolina twice, and with a couple of breaks along the way early, who knows what would have happened?"

What did happen wasn't too shabby — particularly considering the method at which it was accomplished. After rolling through a light, early season schedule at 9-2, the Terrapins fell about tough times losing their first six ACC games and falling to 11-10 after a loss to Notre Dame in early February.



Consensus All-American Len Bias became the first ACC player in nine seasons to win back-to-back conference scoring titles in 1985-86.

Their post-season hopes spelling NIT, the Terps suddenly emerged from their shell and became one of college basketball's best teams. They won six of their last eight conference games, then conquered the vaunted Tar Heels in the first round of the ACC Tournament.

A heartbreaking, last-second loss to Georgia Tech in the ACC semifinals foiled Maryland's upset bid. And after a rugged win over Pepperdine in the first round of the West Regional, the Terps succumbed to UNLV.

The result was a 19-14 season. Not the most successful season in a storied Terrapin basketball history, but memories of 1985-86 won't need a match to burn brightly for a while, either.

It was the year of Len Bias (23.2 points, 7.0 rebounds per game; 86.4 percent foul shooting), a consensus first-team All

America, the first Terp ever to win the ACC's Most Valuable Player Award twice, and the first player to capture back-to-back conference scoring titles since N.C. State's Kenny Carr did it nine years ago.

It was the year Lefty became Charles — and then Lefty again. In a subtle, preseason announcement to the sports information department, Coach Driesell said he preferred his given name over that famous sobriquet. Word of the change exploded, gaining national attention. Charles? "I'm getting too old for Lefty," Driesell said.

Order was restored shortly after the season started, when Driesell told reporters, "I don't care what you call me, just call me."

And with Charles in Charge, the Terps pulled off college basketball's biggest regular-season upset in mid-February, when an NCAA bid still hung in the balance. Behind a superhuman performance by Bias (35 points) and positive contributions from all starters, Maryland eliminated a nine-point deficit with 2:58 left in regulation and knocked off then-No. 1 North Carolina 77-72 in overtime, slapping the Tar Heels with their first loss ever in the new arena named after Tar Heels Coach Dean Smith.

The emotional victory over the Tar Heels was only one of several marvelous performances by Bias — but probably the most sensational. "If Leonard Bias ain't the Player of the World," Driesell was prompted to claim afterward, "people don't know basketball."

And there were other big late-season victories: a clutch, one-point victory at N.C. State; an awe-inspiring performance in the regular-season finale that saw the Terps hammer highly respected Virginia; and the convincing 85-75 victory over Carolina in the conference tournament.

Won-Lost Breakdown 1985-86

Overall	19-14	Sundays	1-2
Home	5-7	Mondays	1-1
Away	10-5	Tuesdays	4-1
Neutral Sites	5-1	Wednesdays	2-0
ACC Games	6-8	Thursdays	3-1
ACC Home Games	3-4	Fridays	3-0
ACC Away Games	3-4	Saturdays	5-9
Non-Conference	13-6	By Day	3-7
Televised Games	8-12	By Night	16-7

When Shooting Over 50%	11-8
When Opponents Shot Under 45%	11-5
When Leading at Halftime	13-3
Games Decided by Fewer than 10 Points	9-10
Overtime Games	2-1
When Outrebounding the Opponent	10-7
When PPP was Greater than Opponent's	17-4
When Committed Fewer Turnovers	11-7
When Derrick Lewis had at least 3 blocks	7-2
When Keith Gatlin had at least 5 assists	15-7
When Len Bias had at least 20 points	14-11
When Jeff Baxter shot higher than 50 percent	11-4

"A lot of people said that we were dead and it was over," Driesell said proudly after the Virginia win. "These kids never gave up. They never quit. We played one of the toughest schedules in the country, and I don't know too many teams that could have done a better job with it than we have."

Certainly, perseverance was Maryland's strongest trademark. After losing to Duke in Durham — a game in which Bias scored a school-road record 41 points — Maryland dropped to 0-6 in the conference and things looked bleak.

Bias was supporting the offensive load by himself. Driesell had tried nine different lineups. There were problems at shooting guard and center. Games with North Carolina, Georgia Tech, Virginia, N.C. State, Villanova and Notre Dame remained.

But just as things seemed to hit rock bottom after losing at Notre Dame two weeks after the Duke loss, Maryland found itself. Junior point guard Keith Gatlin (10.2 points, 6.4 assists) regained his confidence — and his outside shooting touch — hitting double figures in his first eight games and 11 of his last 12 after doing it only eight times in the first 20 games. Gatlin set the tone for the N.C. State victory by hitting four perimeter jumpers in the first three minutes.

Senior guard Jeff Baxter (9.5 points), another who struggled with his shooting early on, joined Gatlin in giving the Terps a new look on offense. In what most of the team agreed was the turning point in the season, a 78-69 victory over Clemson five days after the Notre Dame loss, Baxter and Gatlin combined for 38 points, with Baxter netting a career-high 21.

"Coach just sat us down and had a good talk with us," Baxter said after the triumph. "He told us not to worry about being pulled if our shots didn't fall, not to worry about anything and to keep taking the shots when we had them. It was the kind of thing we needed to hear at this point."

The N.C. State victory followed the Clemson win, but Bias, Baxter and freshman John Johnson (5.8) were suspended for violating team curfew rule after defeating the Wolfpack, and subsequently missed the return bout with Clemson two days later. At the time, it was thought another wrench had been thrown in the Terp NCAA reservations. The thoughts appeared bona fide when the Terps, despite 19 points from senior forward Speedy Jones (8.1 points, 4.5 rebounds), lost to the Tigers, 70-60.

At 13-11, there was work to do. In Chapel Hill, it was done. "I don't know if this is the biggest thrill of my life," said Baxter, who sent the game into overtime on a 16-footer from the right side with five seconds left. "But it's up there. I can't tell you now. It's too hard to describe how I feel."

The Terps played one of their best games all season in losing to Georgia Tech, dropping them to 15-12. But victories over Wake Forest and Virginia sewed up an NCAA berth, and the tournament victory over North Carolina gave Maryland a solid fifth seeding in the West.

A chance to face Duke in the ACC Tourney finals was wiped out when Tech forward Duane Ferrell stole Gatlin's inbounds pass from midcourt with five seconds left and dribbled down for the unmolested dunk, giving the Yellow Jackets a 64-62 victory. It was an excruciating loss, but Gatlin took the pain like a man. "I've been the goat before," he said, "and I got through it then."

The Terps got six straight free throws (and 26 points) in the final 2:03 from Bias to fend off Pepperdine, 69-64, and advance



Forward Tom "Speedy" Jones led the 1985-86 Terps with a .551 field goal percentage.

to the second round against UNLV. But the dream died in Long Beach, when the Runnin' Rebels answered a 14-0 run with a 13-1 run themselves, then survived a near-miraculous effort by Bias, who scored 19 of the last 21 Maryland points, to win 70-64.

For seniors Bias, Baxter and Jones, it was the last time they would wear a Terp uniform. But others, like Lewis and Johnson, will be back.

"People doubted all along that we'd get into the tournament, so that was an accomplishment in itself," Baxter said. "But I really thought we were going all the way. People might think I'm crazy, but I really thought we were."

1985-86 Opponent Game Highs

Most Points — Game	85 by Hawaii Pacific
Fewest Points — Game	41 by West Virginia
Most Points — Half	49, 1st Half by Duke (A)
Fewest Points — Half	14, 1st Half by Randolph-Macon
Highest Field Goal Pct.	.708 by Georgia Tech (H)
Highest Free Throw Pct.	1,000 by North Carolina (H) 5 of 5
Most Total Rebounds	40 by Ohio State 40 by UNLV (H) & (NCAA) 40 by Stanford
Fewest Turnovers	4 by UNLV (NCAA)
Most Field Goals Att.	71 by Hawaii Pacific
Most Field Goals Made	38 by Hawaii Pacific
Most Free Throws Att.	33 by Ohio State
Most Free Throws Made	26 by Ohio State
Most Offensive Rebounds	21 by UNLV (H)
Most Defensive Rebounds	29 by Stanford

FINAL 1985-86 STATISTICS

	GP	GS	MIN	FGM	FGA	.PCT	FTM	FTA	.PCT	REB (avg)	PF-DSQ	ASST	BLK	STLS	PTS	AVG
Len Bias	32	32	1185	267	491	.544	209	242	.864	224(7.0)	90-2	33	14	27	743	23.2
Keith Gatlin	32	30	1063	143	301	.475	40	51	.784	86(2.7)	49-1	204	5	25	326	10.2
Jeff Baxter	32	30	921	129	270	.478	45	64	.703	62	67-1	101	1	25	303	9.5
Tom Jones	33	9	851	119	216	.551	29	47	.617	155(4.7)	65-1	36	8	18	267	8.1
Derrick Lewis	33	33	1079	97	200	.485	67	98	.684	222(6.7)	99-2	28	71	37	261	7.9
John Johnson	31	8	493	69	138	.500	43	67	.642	29	40	35	1	7	181	5.8
Terry Long	28	21	362	35	64	.546	21	34	.618	87(3.1)	53	16	14	8	91	3.3
Tony Massenburg	29	8	349	28	56	.500	27	48	.563	60	49-1	0	11	9	83	2.9
Dave Dickerson	15		112	11	25	.440	10	13	.769	22	20	7	4	1	32	2.1
David Gregg	15	1	106	10	17	.588	9	19	.474	11	14-1	2	6	2	29	1.9
Greg Nared	7		46	3	8	.375	0	3	.000	5	3	3	0	0	6	0.9

TEAM 67

Maryland Totals	32		911	1786	.510	500	686	.729	1030(31.2)	549-9	465	135	159	2322	70.4
Opponents	33		873	1820	.480	420	575	.730	1017(30.8)	639-16	457	78	187	2166	65.6

TEAM 80

Dead Ball Rebounds Maryland 69 Opponents 73 Missed Shots Maryland 1061 Opponents 1128

1985-86 Results/Game Leaders

Md.	Opponent	Site	Attendance	Top Scorer	Top Rebounder	Record	
84	Northeastern	72	H	10,800	Bias 23, Gatlin 20	Lewis 10	1-0
81	George Mason	80	A	4,774	Bias 3	Bias 8	2-0
66	Ohio State	78	A	13,407	Bias 23, Lewis 16	Bias 8	2-1
74	F. Dickinson	51	H	6,125	Bias 24	Lewis 8	3-1
77	William & Mary	48	H	6,240	Bias 20	Lewis 10	4-1
63	UNLV	64 (OT)	H	14,500	Bias 22	Bias 10	4-2
42	West Virginia	41	A	7,737	Bias 16	Bias 8, Lewis 8	5-2
91	Towson State	58	H	5,175	Bias 26	Massenburg 5	6-2
60	Alabama	58	H	10,932	Bias 14	Lewis 7, Jones 7	7-2
67	Stanford	65 (2OT)	N	500	Bias 20	Lewis 9	8-2
92	Hawaii-Pacific	85	H	1,200	Bias 29	Bias 10	9-2
75	Duke	81	H	14,500	Bias 28, Johnson 18	Lewis 12	9-3
74	Randolph-Macon	50	H	5,100	Baxter 15	Massenburg 9	10-3
67	Georgia Tech	68	A	7,024	Bias 20	Bias 8	10-4
67	North Carolina	71	H	14,500	Bias 20	Lewis 10	10-5
49	Virginia	70	A	9,000	Bias 19	Bias 7	10-6
55	N.C. State	67	H	14,500	Bias 16, Baxter 16	Bias 9	10-7
68	Duke	80	A	8,564	Bias 41	Bias 8	10-8
77	Wake Forest	55	H	11,950	Bias 21	Lewis 9	11-8
62	Villanova	64	A	6,400	Bias 25	Lewis 11	11-9
62	Notre Dame	69	A	11,345	Bias 25	Bias 6	11-10
78	Clemson	69	H	11,825	Bias 24, Baxter 21	Bias	12-10
67	N.C. State	66	A	11,700	Bias 21	Bias 7	13-10
60	Clemson	70	A	8,505	Jones 19	Lewis 12	13-11
91	UMES	44	H	5,120	Johnson 15	Massenburg 6	14-11
77	North Carolina	72 (OT)	A	21,444	Bias 35	Lewis 10	15-11
70	Georgia Tech	77	H	14,500	Bias 30	Long 5	15-12
59	Wake Forest	48	A	8,200	Bias 16	Lewis 10	16-12
87	Virginia	72	H	14,500	Bias 22, Baxter 19	Lewis 10	17-12
85	North Carolina	75	N*	16,242	Bias 20, Baxter 21	Bias 13	18-12
62	Georgia Tech	64	N*	16,242	Bias 20	Bias 7	18-13
69	Pepperdine	64	N**	11,696	Bias 26	Lewis 11	19-13
64	UNLV	70	N**	11,690	Bias 31	Bias 12	19-14

*—ACC Tournament **—NCAA Tournament

Notes: Len Bias led the 1985-86 Terp scorers in 30 of 33 games, with Speedy Jones, John Johnson and Jeff Baxter each leading the team in scoring (Baxter and Bias tied for game-high honors against N.C. State at Cole Field House) . . . Bias scored at least 20 points in 25 of the 32 games he played in; the rest of the 1985-86 roster reached the 20-point mark only three times all season—twice by Baxter and once by Keith Gatlin . . . Bias and Derrick Lewis led the Terps in rebounding 15 times apiece last season (they tied for game-high honors against West Virginia), with Tony Massenburg leading three times and Terry Long once . . . Speedy Jones tied for game-high honors once (with Lewis), against Alabama . . . In 13 ACC games, Bias led the Terps in scoring outright 12 times and shared game-high honors with Baxter the other time . . . In those 13 conference games, Bias reached the 20-point mark 11 times.

Game-by-Game Team Breakdown

OPPONENT	MIN	FGA	FGM	%	FTA	FTM	%	PTS	OR	DR	TR	TO	ST	CH	AST	BLK	PF	EFF
Northeastern	200	63	30	48	28	24	86	84	16	23	39	14	6	5	21	4	20	95
George Mason	200	62	32	52	24	17	81	91	14	17	31	16	8	3	13	3	18	76.5
Ohio State	200	56	26	46	21	14	67	66	9	19	28	16	3	2	6	1	24	34.5
Fairleigh Dickinson	200	49	30	61	22	14	64	74	13	21	34	14	3	2	18	7	22	81
William & Mary	200	54	30	56	24	17	71	77	15	23	38	17	5	1	17	8	23	81.5
UNLV	225	55	25	46	20	13	65	63	12	26	38	19	4	0	13	6	14	59.5
West Virginia	200	47	15	32	16	12	75	42	18	17	35	13	6	1	5	1	13	32
Towson State	200	55	33	60	28	25	89	91	7	20	27	5	7	0	18	4	15	105.5
Alabama	200	51	21	41	22	18	82	60	13	16	29	7	6	1	14	2	14	60
UHP Tournament																		
Stanford	250	66	27	41	22	13	59	67	15	15	30	10	5	3	10	9	20	54.5
Hawaii Pacific	200	55	34	62	39	24	62	92	10	24	34	6	3	3	10	2	18	96.5
Duke	200	57	31	54	18	13	72	75	14	16	30	18	2	5	11	5	20	68.5
Randolph Macon	200	55	29	53	23	16	70	74	11	20	32	12	8	0	18	8	19	81.5
Georgia Tech	200	47	25	53	21	17	81	67	9	14	23	12	6	0	10	1	22	49
North Carolina	200	61	27	44	17	13	77	67	15	18	33	13	5	0	15	3	13	61
Virginia	200	53	21	40	15	7	47	49	12	13	25	13	6	3	10	1	16	32
N. C. State	200	60	23	38	10	9	90	55	14	14	28	12	8	3	13	4	13	53.5
Duke	200	50	24	48	25	20	80	68	7	20	27	21	6	2	10	1	23	45.5
Wake Forest	200	46	34	74	12	9	75	77	5	22	27	7	1	0	24	11	10	111.5
Villanova	200	48	27	56	14	8	57	62	11	18	29	13	4	1	15	1	15	60
Notre Dame	200	51	27	53	13	8	62	62	9	11	20	13	7	2	11	3	17	51.5
Clemson	200	51	27	53	30	24	80	78	14	20	34	12	3	0	17	5	12	88
N.C. State	200	47	26	55	21	15	71	67	8	14	22	11	3	0	20	1	12	68
Clemson	200	59	26	44	10	8	80	60	13	26	39	21	3	0	10	4	23	38
UMES	200	65	41	63	17	9	53	91	12	31	43	15	8	1	22	4	13	116
North Carolina	225	53	26	49	27	25	93	77	8	23	31	16	11	0	17	9	15	86
Georgia Tech	200	60	31	52	9	8	89	70	17	13	30	9	0	1	13	3	14	65.5
Wake Forest	200	59	27	46	9	5	56	59	16	18	34	5	3	2	11	1	13	60
Virginia	200	47	31	66	35	25	71	87	11	19	30	12	5	0	20	10	16	105
ACC Tournament																		
North Carolina	200	59	31	53	29	23	79	85	13	20	33	18	4	1	13	2	19	72
Georgia Tech	200	46	24	52	18	14	78	62	6	20	26	11	5	0	13	4	12	63
NCAA Tournament																		
Pepperdine	200	50	24	48	29	21	72	69	10	25	35	14	3	0	14	2	13	67
UNLV	200	51	26	51	18	12	67	64	9	27	36	11	2	0	13	5	22	59
Totals	6700	1788	911	51	686	500	73	2322	387	643	1030	426	159	41	465	135	553	2277
Averages		54.2	27.6		20.8	15.2		70.4			31.2				14.1			69

Key To Statistical Abbreviations

GP	= Games Played	TO	= Turnovers
MIN	= Minutes Played	ST	= Steals
FGA	= Field Goals Attempted	CH	= Charges
FG(M)	= Field Goals Made	AS(T)	= Assists
FTA	= Free Throws Attempted	BL(K)	= Blocks
FT(M)	= Free Throws Made	PF	= Personal Fouls
%	= Percentage	DQ	= Disqualifications
OR	= Offensive Rebounds	PTS	= Total Points
DR	= Defensive Rebounds	AVG	= Average
TR, REB	= Total Rebounds	EFF**	= Efficiency Rating

*—EFFICIENCY RATING is a mathematical formulation of a player's performance based on assigning positive points (+1, +2) for pluses on the court (i.e., shots made, steals, blocked shots) and negative points (-5, -1) for minuses on the court (i.e., shots missed, turnovers, fouls committed). In general, an efficiency rating of between +15 and +18 would be considered good for a game.

Fewest Turnovers (1 Per X Minutes)

Tony Massenburg	1 per 26.8 minutes (13 total turnovers)
Tom "Speedy" Jones	1 per 26.1 minutes (32 total turnovers)
Jeff Baxter	1 per 17.0 minutes (54 total turnovers)
Keith Gatlin	1 per 15.9 minutes (69 total turnovers)
Derrick Lewis	1 per 15.8 minutes (68 total turnovers)

The berth in the 1986 NCAA Tournament marked the fourth straight year the Terps have qualified for the big one and the sixth time in seven seasons this decade. Other Maryland NCAA berths were in 1958, 1973 and 1975.

Game-by-Game Scoring, Rebounding

		B	G	B	J	M	D	G	N			
		A	A	A	O	A	I	R	A			
		L	L	X	H	S	C	E	R			
		I	E	T	N	U	K	R	E			
		S	S	R	S	O	E	O	G			
		N	S	R	S	R	N	N	G			
84 Northeastern	72	23(8)	20(4)	9(10)	13(2)	9(8)	4(1)	2(0)	4(4)	DNP	0(0)	DNP
81 George Mason	80	33(8)	12(1)	6(7)	8(1)	10(6)	10(3)	0(0)	0(0)	DNP	2(1)	DNP
66 Ohio State	78	23(8)	6(2)	16(7)	10(2)	2(5)	3(0)	4(3)	DNP	0(0)	2(1)	DNP
74 Fairleigh Dickinson	51	24(6)	4(0)	13(8)	8(1)	14(5)	2(1)	6(5)	2(5)	0(1)	1(1)	DNP
77 William & Mary	48	20(5)	10(5)	5(10)	6(1)	8(4)	15(2)	0(2)	4(3)	2(1)	7(3)	DNP
63 Nevada Las Vegas (ot)	64	22(10)	13(2)	7(8)	1(1)	9(9)	5(0)	0(0)	6(5)	DNP	DNP	DNP
42 West Virginia	41	16(8)	8(4)	2(8)	9(3)	6(6)	1(0)	0(0)	0(0)	DNP	DNP	DNP
91 Towson State	58	26(2)	8(2)	4(3)	12(2)	6(2)	10(2)	14(5)	4(3)	6(2)	1(0)	DNP
60 Alabama	58	14(6)	11(2)	10(7)	4(1)	10(7)	2(0)	9(6)	DNP	DNP	DNP	DNP
67 Stanford (2 ot)	65	20(2)	12(4)	6(9)	14(5)	5(2)	9(1)	0(2)	0(1)	DNP	1(0)	DNP
92 Hawaii Pacific	85	29(10)	10(2)	13(4)	6(4)	9(4)	16(0)	7(4)	DNP	2(2)	0(0)	0(0)
75 Duke	81	28(6)	4(2)	7(12)	12(3)	2(5)	18(1)	4(1)	DNP	0(0)	DNP	DNP
74 Randolph Macon	50	14(5)	6(2)	7(1)	15(1)	13(4)	9(2)	3(9)	DNP	5(3)	0(2)	2(3)
67 Georgia Tech	68	26(8)	12(2)	16(4)	0(1)	0(1)	2(2)	0(0)	11(4)	DNP	DNP	DNP
67 North Carolina	71	20(8)	8(4)	11(10)	15(6)	4(0)	2(0)	DNP	7(3)	DNP	DNP	DNP
49 Virginia	70	19(7)	8(2)	6(3)	8(1)	5(7)	0(0)	1(1)	2(2)	DNP	DNP	DNP
55 North Carolina St.	67	16(9)	6(1)	12(4)	16(3)	2(4)	3(0)	0(0)	0(4)	DNP	DNP	DNP
68 Duke	80	41(8)	DNP	2(7)	4(2)	3(0)	2(1)	8(1)	0(0)	2(4)	2(0)	4(1)
77 Wake Forest	55	21(4)	6(2)	2(9)	14(0)	4(3)	15(1)	4(1)	8(3)	0(1)	3(0)	0(0)
62 Villanova	64	25(3)	8(5)	13(11)	0(1)	2(1)	11(1)	0(1)	3(5)	DNP	DNP	DNP
62 Notre Dame	69	25(6)	4(2)	5(0)	2(0)	12(5)	12(3)	2(2)	0(0)	DNP	DNP	DNP
78 Clemson	69	24(9)	17(1)	2(5)	21(2)	11(9)	0(1)	2(4)	1(2)	DNP	DNP	DNP
67 North Carolina St.	66	21(7)	12(2)	15(4)	5(1)	3(3)	2(0)	4(1)	5(3)	DNP	DNP	DNP
60 Clemson	70	DNP	12(5)	10(12)	DNP	19(7)	DNP	2(3)	8(8)	9(3)	0(0)	0(0)
91 U.M.E.S.	44	13(8)	8(3)	3(5)	10(0)	13(5)	15(2)	7(6)	6(3)	6(5)	10(3)	0(1)
77 North Carolina (ot)	72	35(6)	10(2)	10(10)	10(3)	6(6)	2(1)	2(1)	2(1)	0(0)	DNP	DNP
70 Georgia Tech	77	30(4)	12(2)	2(4)	8(3)	16(7)	0(0)	0(0)	2(5)	DNP	DNP	DNP
59 Wake Forest	48	16(7)	11(2)	7(10)	14(2)	11(7)	0(3)	0(1)	0(2)	DNP	DNP	DNP
87 Virginia	72	22(6)	18(6)	4(10)	19(2)	15(4)	5(0)	2(0)	2(1)	0(0)	0(0)	DNP
ACC 85 North Carolina	75	20(13)	18(2)	12(4)	21(1)	8(3)	0(0)	0(1)	6(6)	0(0)	0(0)	0(0)
ACC 62 Georgia Tech	64	20(7)	10(0)	6(3)	8(4)	10(5)	0(0)	DNP	8(6)	DNP	DNP	DNP
NCAA 69 Pepperdine	64	26(8)	10(7)	13(11)	8(2)	12(4)	DNP	DNP	0(3)	DNP	DNP	DNP
NCAA 64 UNLV	70	31(12)	12(4)	5(2)	2(1)	8(7)	6(1)	DNP	0(5)	0(0)	DNP	DNP

1985-86 Individual Season Highs

Field Goal Percentage		Total Points		Free Throw Percentage	
Tom "Speedy" Jones	.551	Len Bias	743	Len Bias	.864
Terry Long	.547	Keith Gatlin	326	Keith Gatlin	.784
Len Bias	.544	Jeff Baxter	303	Jeff Baxter	.703
John Johnson	.500	Tom "Speedy" Jones	267	Derrick Lewis	.684
Tony Massenburg	.500	Derrick Lewis	261	John Johnson	.642
Total Rebounds		Assists			
Len Bias	224	Keith Gatlin	204		
Derrick Lewis	222	Jeff Baxter	101		
Tom "Speedy" Jones	155	Tom "Speedy" Jones	36		
Terry Long	87	John Johnson	35		
Keith Gatlin	86	Len Bias	33		

1985-86 Maryland Game Highs

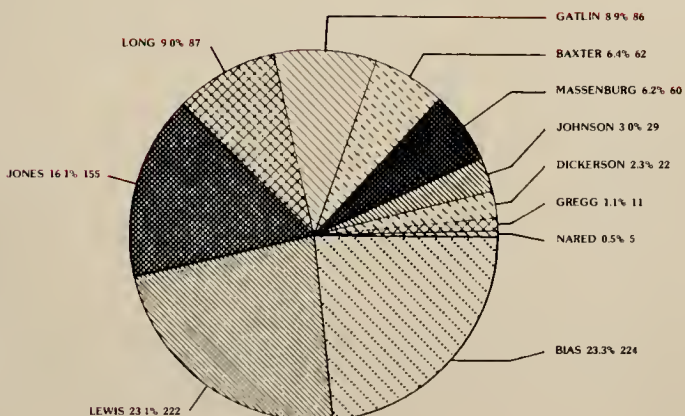
Most Points—Game	92 vs Hawaii Pacific
Fewest Points—Game	42 vs West Virginia
Most Points—Half	57, 2nd Half vs North Carolina (ACC)
Fewest Points—Half	15, 2nd Half vs west Virginia
Most Field Goals Attempted	66 vs Stanford
Most Field Goals Made	41 vs UMES
Highest Field Goal Percent	.739 vs Wake Forest
Most Free Throws Attempted	39 vs Hawaii Pacific
Most Free Throws Made	25 vs Towson State 25 vs North Carolina (A) 25 vs Virginia (H)
Highest Free Throw Percent	.926 vs North Carolina (A) 25 of 27
Most Offensive Rebounds	18 vs West Virginia
Most Defensive Rebounds	31 vs UMES
Most Total Rebounds	43 vs UMES
Most Assists	24 vs Wake Forest (H)
Fewest Turnovers	5 vs Towson State 5 vs Wake Forest (A)
Most Steals	11 vs North Carolina
Most Charges Taken	5 vs Northeastern 5 vs Duke (H)
Most Blocked Shots	11 vs Wake Forest (H)
Fewest Personal Fouls	10 vs Wake Forest (H)
Highest Efficiency Rating	+116 vs UMES
Lowest Efficiency Rating	+32 vs West Virginia +32 vs Virginia (A)

1985-86 Individual Game Highs

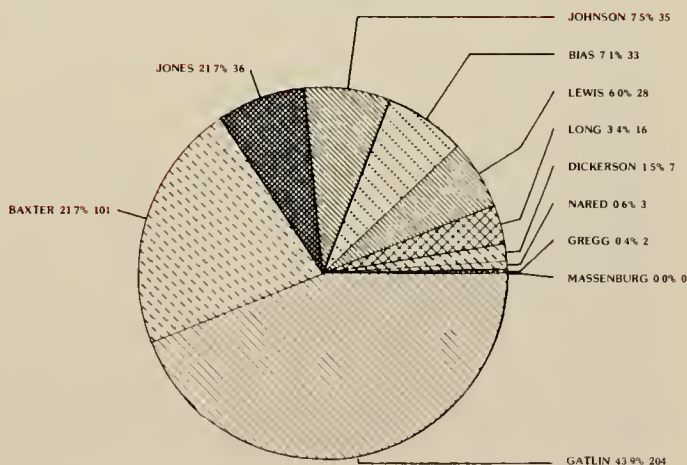
Most Points	41 by Len Bias vs Duke (A)*
Most Field Goals Attempted	24 by Len Bias vs North Carolina (A)
Most Field Goals Made	14 by Len Bias vs Duke (A)
Highest Field Goal Percent	1,000 by Derrick Lewis vs N.C. State (A) 1,000 by Tom "Speedy" Jones vs R-Macon
Most Free Throws Attempted	18 by Len Bias vs George Mason
Most Free Throws Made	13 by Len Bias vs George Mason, Duke (A)
Highest Free Throw Percent	1,000 by Len Bias vs Duke (A) 13 of 13
Most Rebounds	13 by Len Bias vs North Carolina (ACC)
Most Assists	12 by Keith Gatlin vs UMES
Most Charges Taken	3 by Jeff Baxter vs Stanford 3 by Len Bias vs Duke (H) 5 by Jeff Baxter at Hawaii Pacific Tour
Most Steals	4 by Jeff Baxter vs Virginia (A)
Highest Efficiency Rating	+39 by Len Bias vs Duke (A)

*New Maryland Record for Most Points Scored on the Road

REBOUND SUMMARY 1986



ASSIST SUMMARY 1986



During Lefty Driesell's 17 seasons at Maryland, only one team was out-rebounded on the season—the 1984-85 team. And that squad held opponents to a 45.9 shooting percentage, took 75 more free throws and blocked 97 more than the opposition.

POINTS PER POSSESSION

Once again this season, the University of Maryland Basketball Team used the **POINTS PER POSSESSION** statistic extensively. What is **PPP**? All offensive possessions result in one of three categories—field goal attempts, turnovers, or free throw attempts (retaining the ball after the common foul is not considered a separate possession). By totalling the three figures, one can attain a team's total number of possessions for a single game or season. "Free Throw" possessions are ascertained by dividing the number of free throw attempts by two. Then, simply divide the number of possessions by the number of points scores and the PPP figure is obtained. As a means of reference, the college average for PPP is 0.85.

 MARYLAND Season PPP = 0.91
 OPPONENTS Season PPP = 0.82

Maryland PPP Highs

Wake Forest (H)	1.30
Towson State (H)	1.23
Hawaii Pacific (A)	1.14
Virginia (H)	1.14
UMES (H)	1.03

Maryland PPP Lows

West Virginia (A)	.62
Virginia (A)	.67
N.C. State (H)	.71
Clemson (A)	.71
UNLV (H)	.75

*Here is the formula:

(1) $FGA + TO = \frac{1}{2}FTA = \text{Total Possessions}$

(2) $\frac{\text{Total Points}}{\text{Total Possessions}} = \text{Points Per Possession}$

*The shortened formula:

$\frac{\text{Total Points}}{FGA + TO + \frac{1}{2}FTA} = PPP$

Efficiency Rating

Len Bias.....	+658½
Keith Gatlin.....	+387½
Derrick Lewis.....	+340½
Tom "Speedy" Jones.....	+287
Jeff Baxter.....	+246½

Efficiency Rating (Per Min.)

Len Bias.....	.556
Keith Gatlin.....	.353
Tom "Speedy" Jones.....	.343
Derrick Lewis.....	.316
Jeff Baxter.....	.268

ACC FINAL STATISTICS

The Atlantic Coast Conference was represented by six of its members in the 64-team NCAA basketball championship, and a seventh was selected for the National Invitation Tournament. The Duke Blue Devils, who compiled a 12-2 record during the ACC regular season and won the conference championship by beating Georgia Tech in the title game, advanced to the NCAA Championship game before dropping a three-point decision to Louisville to finish as the national runner-up. N.C. State, Georgia Tech, Maryland, North Carolina and Virginia were the others in the NCAA field. The ACC teams compiled a record of 13 wins as against six defeats. Clemson won two games before losing to Wyoming in the NIT quarterfinals. In the other Winter Sports Championships, Clemson won in swimming and North Carolina in wrestling.

Conference Games

Team	Won	Lost	Pct.
Duke.....	12	2	.857
Georgia Tech.....	11	3	.786
North Carolina.....	10	4	.714
N.C. State.....	7	7	.500
Virginia.....	7	7	.500
Maryland.....	6	8	.429
Clemson.....	3	11	.214
Wake Forest.....	0	14	.000

Off. Avg.	Def. Avg.
79.4	70.6
71.1	65.9
80.9	75.0
64.5	65.4
68.7	66.7
68.3	69.0
68.9	73.6
55.2	70.6

All Games

Won	Lost	Pct.	Off. Avg.	Def. Avg.
37	3	.925	79.9	67.2
27	7	.794	75.1	63.6
28	6	.824	86.6	69.0
21	13	.618	70.6	63.2
19	11	.633	70.4	64.9
19	14	.576	70.4	65.6
19	15	.559	74.9	67.5
8	21	.276	59.8	67.3

(RECORD AGAINST NON-ACC OPPOSITION: Won 115, Lost 27 — Pct. 81.0)

ACC Tournament Results

(Greensboro Coliseum)

First Round: Duke 68, Wake Forest 60, Virginia 64, N.C. State 62; Georgia Tech 79, Clemson 61; **Maryland 85**, North Carolina 75.
Semifinals: Duke 75, Virginia 70; Georgia Tech 64, **Maryland 62**.
Championship: Duke 68, Georgia Tech 67.

NCAA Tournament Results

First and Second Rounds: (EAST—Greensboro, N.C.)—Duke 85, Mississippi Valley State 78; DePaul 72, Virginia 68; Duke 89, Old Dominion 61. (SOUTHEAST—Baton Rouge La.)—Georgia Tech 68, Marist 53; Georgia Tech 66, Villanova 61. (MIDWEST—Minneapolis, Minn.)—N.C. State 66, Iowa 64; N.C. State 80, Arkansas-Little Rock 66 (20T). (WEST—Ogden, Utah)—North Carolina 84, Utah 72; North Carolina 77, Alabama-Birmingham 59. (WEST—Long Beach, Calif.)—**Maryland 69**, Pepperdine 64; Nevada/Las Vegas 70, **Maryland 64**.
Regionals: (EAST—East Rutherford, N.J.)—Duke 74, DePaul 67; Duke 71, Navy 50. (SOUTHEAST—Atlanta, Ga.)—Louisiana State 70, Georgia Tech 64. (MIDWEST—Kansas City, Mo.)—N.C. State 70, Iowa State 66; Kansas 75, N.C. State 67. (WEST—Houston, Texas)—Louisville 94, North Carolina 79.
Final Four: (Dallas, Texas)—Duke 71, Kansas 67; Louisville 72, Duke 69.

ACC STANDINGS AND STATISTICS

Scoring

(Top 50)

Player, School	FG	FT	Pts.	Avg.
Len Bias, Maryland	267	209	743	23.2
Johnny Dawkins, Duke	331	147	809	20.2
Brad Daugherty, UNC	284	119	687	20.2
Chris Washburn, N.C. State	241	117	599	17.6
Mark Alarie, Duke	262	162	686	17.2
Mark Price, Ga. Tech	233	124	590	17.4
Horace Grant, Clemson	208	140	556	16.4
Olden Polynice, Va.	183	116	482	16.1
David Henderson, Duke	217	119	553	14.2
John Salley, Ga. Tech	172	101	445	13.1
Rod Watson, WF	173	26	372	12.8
Mark Cline, WF	141	52	334	12.4
Tom Hammonds, Ga. Tech	168	80	416	12.2
Duane Ferrell, Ga. Tech	172	69	413	12.1
Kenny Smith, UNC	164	80	408	12.0
Mel Kennedy, Va.	151	57	359	12.0
Larry Middleton, Clem.	154	57	365	11.4
Steve Hale, UNC	132	85	349	11.3
Tyrone Bogues, WF	132	65	329	11.3
Bruce Dalrymple, Ga. Tech	151	64	366	10.8
Charles Shackelford, NCS	128	42	298	10.3
Keith Gatlin, Maryland	143	40	326	10.2
Joe Wolf, UNC	149	42	340	10.0
Tom Sheehey, Virginia	121	59	301	10.0
Glenn Corbit, Clem.	137	44	318	9.9
Jeff Baxter, Maryland	129	45	303	9.5
Nate McMillen, NCS	127	66	320	9.4
Ernie Myers, NCS	114	88	316	9.3
Jeff Lebo, UNC	130	54	313	9.2
Glen McCants, Clem.	128	56	312	9.2
Andrew Kennedy, Va.	110	57	277	9.2
Bennie Bolton, NCS	114	67	295	8.7
Grayson Marshall, Clem.	111	61	283	8.3
Tom Jones, Md.	119	29	267	8.1
Derrick Lewis, Md.	97	67	261	7.9
Tom Calloway, Va.	82	48	212	7.1
Warren Martin, UNC	76	47	119	6.9
Jay Bilas, Duke	76	79	231	6.8
Jerry Pryor, Clem.	76	61	213	6.5
Tommy Amaker, Duke	101	53	255	6.4
Danny Ferry, Duke	91	54	236	5.9
Richard Morgan, Va.	83	6	172	5.9
John Johnson, Md.	69	43	181	5.8
John Johnson, Va.	59	57	175	5.8
Craig Neal, Ga. Tech	67	58	192	5.6
Anthony Jenkins, Clem.	62	32	156	5.6
Arthur Larkins, WF	48	38	134	5.4
Kevin Madden, UNC	68	32	168	4.9
Walker Lambiotte, NCS	67	10	144	4.8
Ranzino Smith, UNC	50	32	132	4.6

Field Goal Percentage

(Minimum 5 FGs Scored Per Game)

Player, School	FGM	FGA	Pct.
Brad Daugherty, UNC	284	438	.648
John Salley, Ga. Tech	172	284	.606
Duane Ferrell, Ga. Tech	172	289	.595
Horace Grant, Clem.	208	356	.584
Olden Polynice, Va.	183	320	.572
Chris Washburn, NCS	241	429	.562
Johnny Dawkins, Duke	331	603	.549
Len Bias, Md.	267	491	.544
Mark Alarie, Duke	262	490	.535
Mark Price, Ga. Tech	233	441	.528

Free Throw Percentage

(Minimum 2.5 FTs Scored Per Game)

Player, School	FTM	FTA	Pct.
Len Bias, Md.	209	242	.864
Mark Price, Ga. Tech	124	145	.855
Ernie Myers, NCS	88	106	.830
Steve Hale, UNC	85	103	.825
Mark Alarie, Duke	162	197	.822
Johnny Dawkins, Duke	147	181	.812
David Henderson, Duke	119	160	.744
Horace Grant, Clem.	140	193	.725
Brad Daugherty, UNC	119	174	.684
Chris Washburn, NCS	117	176	.664

Rebounding

Player, School	Games	Rebs	Avg
Horace Grant, Clem.	34	357	10.5
Brad Daugherty, UNC	34	306	9.0
Olden Polynice, Va.	30	240	8.0
Len Bias, Md.	32	224	7.0
Chris Washburn, NCS	34	229	6.7
John Salley, Ga. Tech	34	228	6.7
Derrick Lewis, Md.	33	222	6.7
Joe Wolf, UNC	34	224	6.6
Tom Hammonds, Ga. Tech	34	219	6.4
Mark Alarie, Duke	40	249	6.2

Assists

Player, School	Games	No.	Avg
Tyrone Bogues, WF	29	245	8.4
Grayson Marshall, Clem.	34	262	7.7
Nate McMillen, NCS	34	233	6.9
Keith Gatlin, Md.	32	204	6.4
Kenny Smith, UNC	34	210	6.2
Tommy Amaker, Duke	40	241	6.0
Steve Hale, UNC	31	152	4.9
Mark Price, Ga. Tech	34	148	4.4
Bruce Dalrymple, Ga. Tech	34	138	4.1
Jeff Lebo, UNC	34	137	4.0

(A Player Must Have Played in 75% Of His Team's Games To Be-Ranked)

Team Performance Chart

Team	Off. Avg.	Def. Avg.	Scoring Margin	FG Pct.	FT Pct.	Rebound Margin
Duke	79.9	67.2	+12.7	.513	.716	+5.9*
Georgia Tech	76.1	63.5	+12.6	.546	.728	+2.5
North Carolina	86.6*	69.0	+17.6*	.599*	.738*	+4.8
N. C. State	70.6	63.2*	+ 7.4	.495	.690	+2.0
Virginia	70.4	64.9	+ 5.5	.501	.692	+3.5
Maryland	70.4	65.6	+ 4.8	.510	.729	+0.4
Clemson	74.9	67.5	+ 7.4	.475	.704	+4.9
Wake Forest	59.8	67.3	- 7.5	.455	.684	-7.6

(Asterisk Denotes Conference - Leading Figure)


Maryland Hoopourri:

Maryland's Billy Jones became the first black player in ACC history when he played for the Terps in 1965. Twenty-two years later, Bob Wade becomes the first black coach in Maryland Basketball—and ACC—history.



Len Elmore's average of 14.7 rebounds per game in 1973-74 is a Terp record that may never be broken. That season, Elmore led the Terps in rebounding 22 times in 28 games—despite 6-11 Tom McMillen and 6-8 Owen Brown in the same frontcourt—and hauled in at least 20 rebounds five times.

The 1974-75 team had six players in double figures: John Lucas (19.5), Owen Brown (14.9), Steve Sheppard (14.3), Maurice Howard (13.4), Brad Davis (12.6) and Tom Roy (11.0). Four of those players—Lucas, Sheppard, Howard and Davis—went on to play in the NBA.



Buck Williams ranks ninth among ACC career rebounders who didn't spend four seasons in the conference. Williams pulled down 933 rebounds in 85 games at Maryland—an average of 10.8 per game—despite passing up his senior year of eligibility for the NBA. Projected over four full seasons, Williams would have grabbed 1,244 rebounds had he stayed the final season, which would have ranked him fifth in ACC history.

Leading Returning Shotblockers in the ACC

Player—Team	Career Blocks
Derrick Lewis—Maryland	170
Horace Grant—Clemson	57
Antoine Ford—Georgia Tech	42
Martin Nessley—Duke	29
Dave Popson—North Carolina	28
Joe Wolf—North Carolina	28
Charles Shackleford—N.C. State	27

Maryland has won more basketball games against Virginia than any other school. The Terps have 79 lifetime victories over the Cavaliers (44 losses); the toughest opponent in Terrapin history has been North Carolina (38-79).

Maryland's Top Winning Percentages—All Opponents

(at least 20 meetings, lifetime)

Opponent	Won	Lost	Pct.
Virginia Tech	21	4	.840
VMI	41	10	.804
Johns Hopkins	19	5	.792
William & Mary	21	8	.724
Clemson	60	28	.682
Richmond	26	14	.650
Virginia	79	45	.639

John Johnson ranks first among returning ACC guards in three-point plays during the 1985-86 season; he had six such plays despite playing just 493 minutes last season (15.9 minutes per game). Virginia's Mel Kennedy also had six, but in 30.6 minutes per game.



The top seven all-time Maryland scorers and top four all-time Terp rebounders were coached by Lefty Driesell. Among the non-Driesell players, Bob Kessler (849) is the leading rebounder, and All-American Gene Shue (1,397) is the leading scorer.

Gene Shue

Past and Present

No. 2 All-time scorer Albert King holds the Maryland record for most points in an ACC Tournament game. On February 29, 1980, King scored 38 against Clemson, leading the Terps past the Tigers 91-85 and into the ACC Championship Game.

Top Single-Game Performances ACC Tournament

Points	Player	Date	Opponent
38	Albert King	2-29-80	Clemson
33	Bob Kessler	3- 1-56	Duke
33	Will Hetzel	3- 6-69	South Carolina
28	Gene Shue	3- 4-54	Clemson
27	Larry Gibson	3- 1-78	N.C. State
27	Albert King	3- 1-80	Duke
27	Ernest Graham	3- 7-81	North Carolina
26	Greg Manning	2-29-80	Clemson
26	Len Bias	3-11-84	Duke
25	Gene Shue	3- 5-54	Wake Forest


Sophomore Jack Flynn was one of the few bright spots for the 1944-45 Terps, a team gutted by the World War II draft. Flynn scored 200 points and was named All-Southern Conference as Maryland struggled to a 2-14 conference record. Now the executive director of the M Club, Flynn oversees the fund-raising organization that procures scholarships for athletes in all non-revenue sports.



Geographical Breakdown of Maryland Players Since 1970

State	Players
Maryland	16
Pennsylvania	12
Virginia	10
New York	7
North Carolina	5
Washington, D.C.	4
New Jersey	4
Ohio	3
South Carolina	2
Indiana	2
Connecticut	2
Kentucky	2
West Virginia	1
Tennessee	1
Mississippi	1
Minnesota	1
Florida	1
Alabama	1
Illinois	1
California	1
Iowa	1

Adrian Branch's average of 15.2 points per game in 1982 is the highest ever recorded by a Maryland freshman at a varsity level. But no less than seven freshmen have averaged in double figures since being allowed to play varsity basketball in 1973:



Player	Freshman Year	Average
Adrian Branch	1982	15.2
John Lucas	1973	14.2
Albert King	1978	13.6
Brad Davis	1975	12.6
Greg Manning	1978	21.1
Larry Gibson	1976	11.8
Buck Williams	1979	10.0
Jo Jo Hunter	1977	9.9
Bill Bryant	1977	7.8
Len Bias	1983	7.2

The ACC experimented with the three-point shot once before, during the 1983 season. And when ACC games only are tabulated, Maryland's Steve Rivers led the conference in long-distance shooting percentage at .586 (17 for 29).

Team Free Throw Percentage 1982 Thru 1986

1. North Carolina	(2300-3048)—.755
2. MARYLAND	(2031-2820)—.720
3. Duke	(2404-3351)—.717
4. Georgia Tech	(1985-2794)—.710
5. Wake Forest	(1724-2462)—.700
6. Virginia	(2002-2870)—.698
7. North Carolina State	(2038-2951)—.691
8. Clemson	(1637-2386)—.686

Gene Shue, Bob Kessler and Tom McMillen are the only Terps ever to average at least 20 points per game in back-to-back seasons. McMillen, with a 20.8 average in 1971-72 and a 21.2 average in 1972-73, is the only Maryland player to accomplish the feat within the last 30 years.

Mike Davis holds the dubious honor of fouling out more games than any player in Terp history. Davis was disqualified nine times during the 1976-77 season, but his 92 fouls that year do not constitute another record—Derrick Lewis' 122 in 1984-85 stand as the highwater mark.

Achievements, Awards and Records



Terps On All-ACC Teams

Gene Shue	First Team	1954
Bob Kessler	Second Team	1955
Bob Kessler	Second Team	1956
Bob O'Brien	Second Team	1957
Nick Davis	Second Team	1958
John Nacincik	Second Team	1958
Charles McNeil	Second Team	1959
Al Bunge	First Team	1960
Bob McDonald	Second Team	1961
Jerry Greenspan	Second Team	1963
Jay McMillen	Second Team	1965
Gary Ward	Second Team	1966
Will Hetzel	Second Team	1969
Will Hetzel	Second Team	1970
Jim O'Brien	Second Team	1971
Tom McMillen	First Team	1972
Len Elmore	Second Team	1972
Tom McMillen	First Team	1973
Len Elmore	Second Team	1973
Len Elmore	First Team	1974
John Lucas	First Team	1974
Tom McMillen	Second Team	1974
John Lucas	First Team	1975
Owen Brown	Second Team	1975
Brad Davis	Second Team	1975
Maurice Howard	Second Team	1975
John Lucas	First Team	1976
Brad Davis	Second Team	1977
Larry Gibson	Second Team	1979
Albert King	First Team	1980*
Buck Williams	Second Team	1980
Greg Manning	Second Team	1980
Buck Williams	Second Team	1981
Albert King	Second Team	1981
Ben Coleman	Second Team	1983
Adrian Branch	Second Team	1983
Ben Coleman	Second Team	1984
Len Bias	First Team	1985*
Adrian Branch	Second Team	1985
Len Bias	First Team	1986*

* Denotes ACC Player of the Year

Three-Time All-ACC Players:

Tom McMillen	1972-73-74 (Twice First-Team)
Len Elmore	1972-73-74 (Once First-Team)
John Lucas	1974-75-76 (Three Times First-Team)

Two-Time All-ACC Players:

Bob Kessler	1955-56
Will Hetzel	1969-70
Brad Davis	1975-77
Albert King	1980-81 (Once First-Team)
Buck Williams	1980-81
Len Bias	1985-86 (Twice First-Team)
Adrian Branch	1983-85

10 Largest Margins of Victory

Margin	Opponent	Score	H/A	Season
+64	DePauw	113-49	H	1974-75
+57	DePauw	99-42	H	1975-76
+53	Towson State	91-38	H	1984-85
+49	Eastern Kentucky	106-57	H	1973-74
+46	Appalachian State	96-50	H	1974-75
+45	Brown	127-82	H	1972-73
+43	Johns Hopkins	108-65	H	1983-84
+40	Boston University	122-82	H	1975-76
+40	South Carolina	99-59	H	1957-58
+40	Clemson	81-41	A	1953-54

10 Largest Margins of Defeat

Margin	Opponent	Score	H/A	Season
-53	Army	78-25	A	1943-44
-57	Miami (Fla.)	92-35	A	1968-69
-63	Bainbridge Navy	85-22	A	1944-45
-44	Seton Hall	59-15	A	1941-42
-39	Wake Forest	80-41	ACC Tourney	1962-63
-38	West Virginia	81-43	A	1946-47
-38	Navy	58-21	A	1932-33
-37	Navy	70-33	A	1944-45
-37	Cincinnati	70-33	A	1948-49
-37	South Carolina	65-28	Southern Conf.	1932-33



After five consecutive unsuccessful appearances in the ACC Tournament final, the 1983-84 Terps captured Maryland's first conference basketball championship in 26 years.

After not having an ACC Player of the Year from the year the conference started (1954) through 1979, Maryland has brought home the award three times in this decade. Alber King (1980) was the first Terp ACC MVP; Len Bias won the award in 1985 and again in 1986.

Maryland in Close Games

Although some critics have contended that Maryland doesn't win games that go down to the wire, the numbers prove quite differently, showing that the Terps are among the nation's better ballclubs when it comes to pressure situations. The following charts/breakdowns prove that Maryland has indeed won more than their fair share of close games.

Games Decided by Three (3) Points or Fewer 1978 to 1986 (eight seasons)

Season	Opponent	Score	H/A	Category	Cum. Record
1978-79	N.C. State	82-81 W	A	ACC	1-0
	North Carolina	54-53 L	H	ACC	1-1
	Duke	70-68 W	H	ACC	2-1
	Wake Forest	54-53 W	A	ACC	3-1
	Virginia	75-72 L	A	ACC	3-2
	Rhode Island*	67-65 W	N	NIT	4-2
1979-80	Penn State	56-55 W	N	—	5-2
	Clemson	84-83 W	H	ACC	6-2
	Notre Dame	64-63 L	A	—	6-3
	North Carolina	70-69 W	H	ACC	7-3
	Virginia	63-61 W	A	ACC	8-3
	Georgia Tech*	52-49 W	N	ACC Tourney	8-4
	Duke	73-72 L	N	ACC Tourney	8-4
1980-81	Virginia	66-64 L	H	ACC	8-6
	Notre Dame	73-70 L	H	—	9-6
	Pittsburgh*	69-66 W	A	—	9-7
	Duke	55-54 L	A	ACC	10-7
	Clemson	72-70 W	H	ACC	11-7
	Duke	56-53 W	N	ACC Tourney	11-8
	North Carolina	61-60 L	N	ACC Tourney	11-9
1981-82	Georgia Tech	45-43 L	H	ACC	11-10
	Georgia Tech	64-63 L	A	ACC	11-11
	North Carolina	59-56 L	A	ACC	12-11
	Virginia	47-46 W	H	ACC	13-11
1982-83	Canisius	67-66 W	A	—	14-11
	UCLA*	80-79 W	H	—	15-11
	American	73-71 W	H	—	15-12
	North Carolina	72-71 L	A	ACC	16-12
	Notre Dame	68-67 W	H	—	17-12
	Holy Cross	55-53 W	A	—	17-13
	Virginia	83-81 L	A	ACC	18-13
	Tenn.-Chat.	52-51 W	N	NCAA Tourney	19-13
1983-84	Virginia	67-66 W	A	ACC	19-14
	Georgia Tech	71-70 L	A	ACC	19-15
	Wake Forest	90-87 L	A	ACC	20-15
	Dayton	61-59 W	H	—	21-15
	Clemson	66-65 W	A	ACC	22-15
	Wake Forest	66-64 W	N	ACC Tourney	22-16
	Illinois	72-70 L	N	NCAA Tour	23-16
1984-85	Kansas	58-56 L	N	Alaska Shootout	23-17
	Alaska	54-52 W	H	Alaska Shootout	24-17
	Alabama	59-56 W	A	—	25-17
	Ohio State	76-73 W	H	—	26-17
	Georgia Tech	70-69 L	N	Rainbow Classic	26-18
	N.C. State	58-56 W	H	ACC	27-18
	North Carolina	75-74 L	A	ACC	27-19
	Duke*	78-76 W	H	ACC	28-19
	UNLV	78-76 L	A	—	28-20
	Villanova	77-74 W	H	—	29-20
	Wake Forest	64-62 W	A	ACC	30-20
	Wake Forest	69-66 W	H	ACC	31-20
	N.C. State	71-70 W	A	ACC	32-20
	Miami (Ohio)	69-68 W	N	NCAA Tourney	33-20
	Villanova	46-43 L	N	NCAA Tourney	33-21
1985-86	George Mason	81-80 W	A	—	34-21
	UNLV*	64-63 L	H	—	34-22
	West Virginia	42-41 W	A	—	35-22
	Alabama	60-58 W	H	—	36-22
	Stanford*	67-65 W	N	Hawaii-Pacific	37-22
	Georgia Tech	68-67 L	A	ACC	37-23
	Villanova	64-62 L	A	—	37-24
	N.C. State	67-66 W	A	ACC	38-24
	Georgia Tech*	64-62 L	N	ACC Tourney	38-25

TOTALS: Won 38, Lost 25 — 60.3 percent of all games decided by fewer than three points.

*—Overtime game.

All-America Profiles

Len Bias

6-8 Forward
1982-86



Maryland's all-time leading scorer and the only player in Terp history to be named ACC Player of the Year twice . . . The conference's leading scorer in 1984-85 (18.9) and again in 1985-86 (23.2), the first player to do so since N.C. State's Kenny Carr accomplished the feat 10 seasons ago . . . Set school record for season scoring with 701 points as a junior, then broke the record as a senior . . . A consensus All-America selection as a senior and second- and third-team All-America honors as a junior . . . Ranks ninth among all-time ACC scorers . . . Set a Maryland record for most points in a road game when he scored 41 against No. 2 Duke last January.

Career Stats.	FG Pct.	FT Pct.	Asst.	Reb.	Pts.	Avg.
Freshman	.478	.636	22	125	217	7.2
Sophomore	.567	.767	48	145	488	15.2
Junior	.530	.777	65	251	701	18.9
Senior	.544	.864	33	224	743*	23.2

Totals .537 .795 168 765 2149* 16.4

*Maryland season or career record



Louis (Bosey) Berger

6-2 Forward
1929-32

Considered one of the greatest athletes in Maryland's history . . . A two-time All-American selection, an almost impossible achievement at the time because Maryland was considered an agricultural school and had carried a rural identity . . . Chosen as a senior by Chuck Taylor as the captain of the Converse All-America team, a title befitting of who was thought to be the best all-round player in the nation . . . Led Maryland to the 1931 Southern Conference Championship, scoring a phenomenal (for then) 172 points during the season and receiving acclaim as the greatest player in Southern Conference history . . . Concentrated on his first love, baseball, after college . . . Signed with the Cleveland Indians in 1932 and played in the major leagues for six years as an infielder, batting .236 with the Indians, Chicago and Boston.

Category Breakdown 3 Points or Fewer

ACC Games	19-16
Non-Conference	19-9
All Tournaments	7-6
NCAA Tournaments	2-2
ACC Tournament	3-3
NIT/Other Tourneys	2-1

Location Breakdown

Home Games	15-5
Away Games	15-13
Neutral Sites	8-7

Overtime Games

Driesell's record in overtime games in 17 seasons at Maryland ranks as one of the nation's best:	
All OT Games, 17 seasons	22-9
ACC OT Games, 17 seasons	14-8
OT Games, 1978 to 1986	14-3
ACC OT Games, 1978 to 1986	7-2

ALL-AMERICA PROFILES



Tom McMillen

6-11 Forward
1971-74

A symbol of Maryland's basketball excellence through the years and the first super recruit ever signed by Lefty Driesell . . . A three-time All-ACC selection and three-time All-American . . . Maryland's all-time leading scorer until John Lucas broke his mark in 1976, and still the highest-scoring player in Maryland history for those with three years of eligibility . . . One of only three players in Terp history to average at least 20 points per game in back-to-back seasons . . . Still ranks fifth among all-time leading scorers, fourth among all-time rebounders, fourth among all-time field-goal percentage leaders and fourth among all-time free-throw leaders—making him and Bias the only players in Maryland history to rank among the Top 10 in four of the five major statistical categories . . . A three-time Academic All-American who majored in Pre-Med . . . A Rhodes Scholar who delayed his NBA career one year to attend Oxford . . . A member of former President Nixon's 15-member council on physical fitness and sports . . . Most Valuable Player of the 1972 NIT, when he led the Terps in scoring every game and to the NIT Championship . . . Played in the NBA for 11 seasons, with the Buffalo Braves, Atlanta Hawks, New York Knicks and Washington Bullets . . . As of press time, had won the Democratic Primary Election and was challenging for a seat in the United States House of Representatives.

Career Stats.	FG Pct.	FT Pct.	Asst.	Reb.	Pts.	Avg.
Sophomore	.549	.817	33	306	667	20.8
Junior	.585	.800	28	284	616	21.2
Senior	.530	.762	41	269	524	19.4
Totals	.555	.799	102	859	1807	20.5



Albert King

Forward
1977-81

Came to Maryland after a prolific career at Fort Hamilton High in the Bronx, N.Y., where he averaged 38.6 points and 22 rebounds per game as a senior and was considered the nation's top recruit . . . Felt the tremendous burden of pressure that accompanied him to Maryland during his first two seasons at College Park, but still averaged 13.6 and 15.9 points and more than five rebounds per game as a freshman and sophomore . . . Assumed a greater role in the offense as a junior (1979-80) and exploded, averaging 21.7 points and 6.7 rebounds and shooting 55.3 percent from the floor . . . Finished his career at Maryland as the school's all-time leading scorer; still ranks second with 2,058 points . . . Also ranks eighth among Terp rebounders (715) and ninth among career free-throw shooters (77.5 percent) . . . Drafted in the first round of the 1981 NBA Draft (12th pick overall) by the New Jersey Nets . . . Older brother Bernard led the NBA in scoring the 1984-85 season and is a member of the New York Knicks.

Career Stats.	FG Pct.	FT Pct.	Asst.	Reb.	Pts.	Avg.
Freshman	.502	.646	64	187	381	13.6
Sophomore	.494	.765	62	144	444	15.9
Junior	.553	.821	86	207	674	21.7
Senior	.502	.812	92	177	559	18.0
Totals	.515	.775	304	715	2058	17.4



Len Elmore

6-9 Center
1971-74

One of the more dominating inside players in Maryland history and the all-time leading Terp rebounder for a game (26), season (412) and career (1053) . . . A tremendous shot-blocker whose defensive presence helped Maryland to a 73-17 record during his three varsity seasons . . . Joined the United States All Stars (on emergency) to help America face the Russians in a three-game series and was outstanding, controlling the lane and allowing the U.S. to emerge victorious . . . A second-team All-American in 1972-73 and again in 1973-74 . . . Named to All-ACC teams three times, and to conference all-tournament and squads three times . . . Named Maryland's Best Rebounder in 1972, Maryland's Top Defensive Player and Best Rebounder in 1973 and was awarded the coveted Outstanding Senior Award in 1974 . . . Drafted in the first round of the 1974 NBA Draft by the Washington Bullets, but chose to sign with the ABA's Indiana Pacers . . . Spent 10 seasons in the ABA/NBA, with Indiana, Milwaukee, New Jersey and New York . . . Retired after the 1984-85 season to enroll in the Harvard Law School—the only player in NBA history to do so.

Career Stats.	FG Pct.	FT Pct.	Asst.	Reb.	Pts.	Avg.
Sophomore	.462	.754	37	351	347	10.8
Junior	.469	.607	35	290	261	10.0
Senior	.525	.758	48	412*	409	14.6
Totals	.488	.723	120	1053*	957	11.1

*Maryland season or career record



Gene Shue

6-2 Forward
1951-54

Rewrote the Maryland record book and was the Terps' first high-visibility basketball star . . . Had an outstanding junior season, averaging 22.1 points per game and establishing a school record with 508 points, then earned All-American honors as a senior . . . Held the Maryland career scoring record longer than any other player—from 1954 until Tom McMillen broke it in 1974 . . . Also held the Maryland school record for points in a game until Al Bunge broke it in 1960 . . . All-American honors came from the Helms Foundation and Chuck Taylor's Converse All-American squad . . . Selected as Most Valuable Player of the 1953 Southern Conference Tournament . . . Set a tournament record that year when he scored 40 points in a semifinal loss to Wake Forest . . . Still ranks as Maryland's eighth all-time leading scorer . . . Had a successful career in the NBA and went on to spend 18 years as a coach with the NBA's Washington Bullets and Philadelphia 76ers.

Career Stats.	FG Pct.	FT Pct.	Asst.	Reb.	Pts.	Avg.
Sophomore	.375	.696			235	10.7
Junior	.469	.700			508	22.1
Senior	.506	.789			654	21.8
Totals	.465	.739			1397	18.6

Note: Assist and rebound averages were not kept when Shue began his Maryland career; assists were not kept until 1969, and rebounds were not tabulated and/or available for Shue.

Continued on Page 84

ALL-TIME LEADERS, SEASON & CAREER



Will Hetzel



Maurice Howard



Greg Manning



Tom Roy

Top 10 Single Season Marks

Scoring	Year	Games	Points	Avg.
Will Hetzel	1968-69	26	605	23.3
Len Bias	1985-86	32	743*	23.2
Gene Shue	1952-53	23	508	22.1
Gene Shue	1953-54	30	654	21.8
Albert King	1979-80	31	674	21.7
Tom McMillen	1972-73	29	616	21.2
Tom McMillen	1971-72	32	667	20.8
Bob Kessler	1954-55	24	490	20.4
Bob Kessler	1955-56	24	487	20.3
John Lucas	1975-76	28	557	20.1

Rebounding	Year	Games	Reb.	Avg.
Len Elmore	1973-74	28	412*	14.7
Bob Kessler	1955-56	24	336	14.0
Al Bunge	1959-60	23	289	12.6
Will Hetzel	1968-69	26	318	12.2
Buck Williams	1980-81	31	363	11.7
Len Elmore	1972-73	26	290	11.2
Tom Roy	1974-75	29	321	11.1
Len Elmore	1971-72	32	351	11.0
Buck Williams	1978-79	30	323	10.8
Bob McDonald	1960-61	26	279	10.7

Assists	Year	Games	Assists	Avg.
Keith Gatlin	1985-86	32	204	6.4
Keith Gatlin	1984-85	37	221*	6.0
John Lucas	1972-73	30	178	5.93
Brad Davis	1975-76	28	165	5.89
John Lucas	1973-74	28	159	5.6
Mickey Wiles	1969-70	26	135	5.2
Brad Davis	1976-77	27	132	4.9
Keith Gatlin	1983-84	32	148	4.622
Brad Davis	1974-75	29	134	4.621
Ernest Graham	1979-80	31	136	4.4

Field Goal Pct.	Year	Games	FGM	FGA*	Pct.
Buck Williams	1980-81	31	183	283	64.7
Greg Manning	1979-80	30	196	305	64.3
Charles Pittman	1981-82	24	102	167	61.1
Ben Coleman	1983-84	32	194	319	60.8
Buck Williams	1979-80	24	143	236	60.6
Tom Roy	1974-75	29	129	213	60.6
Bob Bodell	1971-72	32	70	117	59.8
Lawrence Boston	1976-77	26	150	251	59.7
Larry Gibson	1976-77	27	115	195	58.9
Tom McMillen	1972-73	29	250	427	58.5

*Minimum 100 field goal attempts

Free Throw Pct.	Year	Games	FTM	FTA*	Pct.
Greg Manning	1979-80	30	79	87	90.8
Len Bias	1985-86	32	209	242	86.4
Jo Jo Hunter	1977-78	27	57	66	86.3
Keith Gatlin	1984-85	37	50	58	86.2
Greg Manning	1978-79	29	66	77	85.7
Greg Manning	1977-78	28	92	108	85.2
Jim O'Brien	1972-73	30	92	109	84.4
Owen Brown	1974-75	29	63	76	82.9
Maurice Howard	1975-76	28	72	87	82.8
Albert King	1979-80	31	124	151	82.1
Greg Manning	1980-81	31	78	95	82.1

*Minimum 50 free throw attempts

All-Time Career Scorers

Len Bias	2,149
Albert King	2,058
Adrian Branch	2,017
John Lucas	2,015
Tom McMillen	1,807
Ernest Graham	1,607
Greg Manning	1,561
Gene Shue	1,397
Will Hetzel	1,370
Jay McMillen	1,300

All-Time Career Rebounders

Len Elmore	1,053
Buck Williams	928
Larry Gibson	895
Tom McMillen	859
Bob Kessler	849
Al Bunge	795
Len Bias	745
Albert King	715
Will Hetzel	689
Lawrence Boston	629

Career Assist Leaders

Keith Gatlin	573
John Lucas	514
Dutch Morley	460
Brad Davis	431
Jeff Adkins	360
Ernest Graham	346
Albert King	304
Greg Manning	271
Bob Bodell	241
Maurice Howard	219

Field Goal Percentage

Buck Williams	61.5
Greg Manning	58.3
Lawrence Boston	57.6
Tom McMillen	55.5
Larry Gibson	55.1
Maurice Howard	54.7
Tom Roy	54.1
Len Bias	53.6
Jap Trimble	53.1
Speedy Jones	52.8

Free Throw Percentage

Greg Manning	85.8
Jim O'Brien	80.3
Keith Gatlin	80.2
Tom McMillen	79.9
Mark Fothergill	79.9
Len Bias	79.5
Dutch Morley	79.1
John Lucas	77.8
Albert King	77.5
Maurice Howard	76.4

ALL-TIME POSTSEASON HISTORY

Southern Conference Tournaments (1923 to 1953): Won 13, Lost 22; one Southern Conference Tournament Championship (1931).

Atlantic Coast Conference Tournaments (1954-1968): Won 24, Lost 31; two ACC Championships (1958 and 1984).

ACC Tournament Breakdown

Coaches in ACC Tournament (Totals 24-31)	Breakdown by Round
Bud Millikan 6-13	Quarterfinals 15-18
Frank Fellows 0-2	Semifinals 7-8
Lefty Driesell 18-16	Champ. Game 2-5

Breakdown by Opponent	Breakdown by Location
Clemson 7-1	Atlanta, GA 0-2
Duke 5-5	Charlotte, NC 0-3
Georgia Tech 1-2	Greensboro, NC 15-12
North Carolina 3-4	Landover, MD 3-2
N.C. State 2-9	Raleigh, NC 6-12
South Carolina 0-4	
Virginia 4-3	
Wake Forest 2-3	

ACC Tournament Breakdown

Year	Opponent	Score	Cum. Record
1954	Clemson	75-59 W	1-0
	Wake Forest	64-56 L	1-1
1955	Virginia	68-67 L	1-2
1956	Duke	94-69 L	1-3
1957	Virginia	71-68 W	2-3
	South Carolina	74-64 L	2-4
1958	Virginia	70-66 W	3-4
	Duke	71-65 W	4-4
	North Carolina*	86-74 W	5-4
1959	Virginia	66-65 L	5-5
1960	N.C. State	74-58 L	5-6
1961	Clemson	91-75 W	6-6
	Wake Forest	98-76 L	6-7
1962	Duke	71-58 L	6-8
1963	Wake Forest	80-41 L	6-9
1964	Clemson	81-67 L	6-10
1965	Clemson	61-50 W	7-10
	N.C. State	76-67 L	6-11
1966	North Carolina	77-70 L	6-12
1967	South Carolina	57-54 L	6-13
1968	N.C. State	63-54 L	6-14
1969	South Carolina	92-71 L	6-15
1970	N.C. State	67-57 L	6-16
1971	South Carolina	71-63 L	6-17
1972	Clemson	54-52 W	7-17
	Virginia	62-57 W	8-17
	North Carolina*	73-64 L	9-18
1973	Clemson	77-61 W	10-18
	Wake Forest	73-65 W	11-18
	N.C. State*	76-74 L	11-19
1974	Duke	85-66 W	12-19
	North Carolina	105-83 W	13-19
	N.C. State*	103-100 L	13-20
1975	N.C. State	87-85 L	13-21
1976	Duke (ot)	80-78 W	14-21
	Virginia	73-65 L	14-22
1977	N.C. State	82-72 L	14-23
1978	N.C. State (3 ot)	109-108 W	15-23
	Duke	81-69 L	15-24
1979	Clemson	75-67 W	16-24
	North Carolina	102-79 L	16-25
1980	Georgia Tech	52-49 W	17-25
	Clemson	91-85 W	18-25
	Duke*	73-72 L	18-26
1981	Duke	56-53 W	19-26
	Virginia	85-62 W	20-26
	North Carolina*	61-60 L	20-27
1982	N.C. State	40-28 L	20-28
1983	Georgia Tech (ot)	64-58 L	20-29
1984	N.C. State	69-63 W	21-29
	Wake Forest	66-64 W	22-29
	Duke*	74-62 W	23-29
1985	Duke	86-73 L	23-30
1986	North Carolina	85-75 W	24-30
	Georgia Tech	64-62 L	24-31

*ACC Tournament Championship Game

Considered by many as one of the greatest spectacles in sports, the ACC Tournament will move to nearby Landover for the third time in its 34-year history. Played at Reynolds Coliseum (Raleigh) from 1954 to 1966, the tournament was held in Charlotte from 1968 to 1970 before stationing in Greensboro, where it was played through 1975. In 1976, the tournament made its first appearance in Landover, then moved back to Greensboro from 1977 to 1980. Landover was again the site in 1981; the tournament has also been played in Atlanta (1983 and 1985).

**NCAA Tournaments (Nine appearances):
Won 12, Lost 9; Regional Finalist in 1973 and 1975;
Final 16 in 1984 and 1985**

NCAA Tournament Breakdown

Year	Opponent	Region/Round	Score	Cumulative Record
1958	Boston College	East quarterfinal	86-63 W	1-0
	Temple	East semifinal	81-67 L	1-1
	Manhattan	East third place	59-55 W	2-1
1973	Syracuse	East semifinal	91-75 W	3-1
	Providence	East final	103-89 L	3-2
1975	Creighton	Midwest quarterfinal	83-79 W	4-2
	Notre Dame	Midwest semifinal	83-71 W	5-2
	Louisville	Midwest final	96-82 L	5-3
1980	Tennessee	East quarterfinal	86-75 W	6-3
	Georgetown	East semifinal	74-68 L	6-4
1981	Tenn.-Chat.	Midwest quarterfinal	81-69 W	7-4
	Indiana	Midwest semifinal	99-64 L	7-5
1983	Tenn.-Chat.	Midwest quarterfinal	52-51 W	8-5
	Houston	Midwest semifinal	60-50 L	8-6
1984	West Virginia	Midwest quarterfinal	102-77 W	9-6
	Illinois	Midwest semifinal	72-70 L	9-7
1985	Miami (Ohio)	Southeast first round	69-68 W	10-7
	Navy	Southeast quarterfinal	64-59 W	11-7
	Villanova	Southeast semifinal	46-43 L	11-8
1986	Pepperdine	West first round	69-64 W	12-8
	Nevada-Las Vegas	West quarterfinal	70-64 L	12-9

Tom McMillen led the 1971-72 Terps in scoring during every postseason game that year. The Terps' leading scorer during the season (20.8), McMillen scored 51 points in three ACC Tournament games—16 against Clemson, 17 against Virginia and 18 against North Carolina—then led the Terps to the NIT Championship by scoring 22 against St. Joseph's, 25 against Syracuse and Jacksonville and 19 (tied for high honors with Bob Bodell) against Niagara.

Postseason History (Con't.)

NCAA Tournament Breakdowns

Coaches in ACC Tournament		Breakdown by Region	
Bud Millikan	2-1	East	4-3
Lefty Driesell	10-8	Southeast	2-1
		Mideast	1-1
		Midwest	4-3
		West	1-1

**National Invitational Tournament
(NIT—two appearances):
Won 5, Lost 1; Tournament Champion in 1972.**

NIT

Year	Opponent	Score	Cumulative Record
1972	St. Joseph's	67-55 W	1-0
	Syracuse	71-65 W	2-0
	Jacksonville	91-77 W	3-0
	Niagara*	100-69 W	4-0
1979	Rhode Island	67-65 W (3 OT)	5-0
	Ohio State	79-72 L	5-1



Below: Tom McMillen with the 1972 NIT Most Valuable Player Trophy. Above: The 1957-58 Terps, Maryland's first ACC Tournament champion.



Terrapin Award Winners

1969-70

Alvin Aubinoe Greatest Career Contribution — Will Hetzel
Best Free Throw Shooter — Will Hetzel
Best Defensive Player — Sparky Still
Best Rebounder — Rod Horst
Most Valuable Player — Rod Horst

1970-71

Alvin Aubinoe Greatest Career Contribution — Jay Flowers
Best Defensive Player — Sparky Still
Best Free Throw Shooter — Jim O'Brien
Best Rebounder — Barry Yates
Most Valuable Player — Barry Yates



Rod Horst



Barry Yates

1971-72

Avis Special Service Award — Charlie Blank
Most Valuable Player — Len Elmore & Tom McMillen
Seidenspinner Award for Outstanding Senior — Charlie Blank
Most Team Spirit — Howard White
Most Improved Player — Darrell Brown
Academic All-American — Tom McMillen
Alvin Aubinoe Greatest Career Contribution — Charlie Blank
Best Free Throw Shooter — Tom McMillen
All-ACC — Len Elmore & Tom McMillen
All-NIT — Tom McMillen, Len Elmore and Bob Bodell
Best Defensive Player — Bob Bodell
All-ACC Tournament — Tom McMillen, Len Elmore and Jim O'Brien
Best Rebounder — Len Elmore
Most Valuable Player in NIT — Tom McMillen


TERRAPIN AWARD WINNERS

1972-73

- Best Team Spirit** — Bill Hahn
- Leo G. Hershberger Rookie All-American** — John Lucas
- Best Free Throw Shooter** — Jim O'Brien
- Best Defensive Player** — Len Elmore
- Best Rebounder** — Len Elmore
- All-ACC Tournament** — Tom McMillen, John Lucas, Jim O'Brien
- Most Improved Player** — John Lucas
- All-ACC** — Tom McMillen, Len Elmore
- Alvin Aubinoe Greatest Contribution** — Jim O'Brien
- Coaches Award for Greatest Team Contribution** — Tom McMillen
- Most Valuable Player** — Len Elmore
- Special Award (for 88 consecutive varsity games)** — Bob Bodell
- Avis Special Service to Team Award** — Bill Hahn

1973-74

- All-American** — Len Elmore, Tom McMillen, John Lucas
- Best Free Throw Shooter** — Maurice "Mo" Howard
- Best Rebounder** — Len Elmore
- Best Defensive Player** — Tom Roy
- Coaches Award** — Improvement From One Season To Next — Owen Brown
- Alvin Aubinoe Greatest Career Contribution** — Tom McMillen
- Outstanding Senior Award** — Len Elmore
- All-ACC** — Len Elmore, John Lucas (First Team) — Tom McMillen (Second Team)
- All-ACC Tournament** — Maurice "Mo" Howard, John Lucas, Tom McMillen, (First Team); Owen Brown, Len Elmore (Second Team)
- AP All-American** — Tom McMillen, John Lucas
- Fastbreakers Special Award** — Charles Driesell



Brad Davis




Billy Hahn

1974-75

- Most Valuable Senior** — Owen Brown and Tom Roy
- Alvin Aubinoe Greatest Career Contribution Award** — Bill Hahn
- ACC Coach of the Year** — Coach Driesell
- All-American UPI First Team** — John Lucas
- Best Free Throw Shooter** — John Lucas
- Best Rebounder** — Tom Roy
- Outstanding Defensive Player** — Maurice "Mo" Howard
- All-ACC Tournament** — Maurice "Mo" Howard
- All-ACC** — Maurice "Mo" Howard

1975-76

- Best Free Throw Shooter** — James Tillman
- Best Defensive Player** — Maurice "Mo" Howard
- Chris Patton Outstanding Rebounder** — Lawrence Boston
- Alvin Aubinoe Greatest Career Contribution** — John Lucas
- First Team UPI and AP All-American** — John Lucas
- Owen Brown Most Valuable Player** — Maurice "Mo" Howard
- First Team All-ACC** — John Lucas
- Total Performance for Overall Excellence and Consistency** — Steve Sheppard
- Most Assists** — Brad Davis
- All-ACC Tournament** — Brad Davis



Jim O'Brien



Owen Brown

The highest scoring team in Terp history is the 1974-75 squad, which averaged 89.9 points per game en route to a 24-5 record. That team also set what was then an NCAA record for shooting efficiency at 54.7 percent, a mark that stood as a school record until 1979-80.

Terrapin Award Winners

1976-77

All ACC — Brad Davis (2nd Team)
Best Free Throw Shooter — Mark Crawford
Outstanding Defensive Player — Lawrence Boston
Chris Patton Best Rebounder — Larry Gibson
Alvin Aubinoe Greatest Career Contribution — John Pavlos
 (Manager)
Outstanding Academic — Eric Shrader
Most Assists — Brad Davis
Owen Brown Most Outstanding Senior — Steve Sheppard
Overall Performance — Larry Gibson



Larry Gibson

Lawrence Boston

1977-78

All-ACC Tournament — Lawrence Boston, Larry Gibson (2nd Team)
Best Free Throw Shooter — Jo Jo Hunter
Outstanding Academic — Eric Shrader
Overall Performance — Larry Gibson
Most Assists — Greg Manning
Alvin Aubinoe Greatest Career Contribution — Lawrence Boston
Outstanding Defensive Player — Lawrence Boston
Chris Patton Best Rebounder — Larry Gibson
Owen Brown Most Outstanding Senior — Lawrence Boston

1978-79

All-ACC — Larry Gibson (2nd Team)
 All-ACC Tournament — Larry Gibson (2nd Team)
ACC Rookie-of-the-Year — Buck Williams
Honorable Mention All-American — Larry Gibson, Albert King
ACC Leading Rebounder — Buck Williams
Best Free Throw Shooter — Greg Manning
Phi Beta Kappa — Eric Shrader
Most Assists — Dutch Morley
Alvin Aubinoe Greatest Career Contribution — Larry Gibson
Outstanding Defensive Player — Buck Williams
Owen Brown Most Outstanding Senior — Larry Gibson
Scoring Record for One Game — Ernest Graham
East-West All-Star Game — Larry Gibson
Aloha Classic — Larry Gibson

Maryland Invitational Tournament Records

1971 — Maryland	103	Western Kentucky	67
St. John's	94	Harvard	88
Third Place			
Harvard	107	Western Kentucky	89
Championship			
Maryland	90	St. John's	69
1972 — Maryland	90	Georgia Tech	55
Syracuse	74	Bowling Green	73
Third Place			
Bowling Green	102	Georgia Tech	87
Championship			
Maryland	90	Syracuse	76
1973 — Maryland	102	Holy Cross	75
Boston College	94	Michigan State	81
Third Place			
Michigan State	97	Holy Cross	85
Championship			
Maryland	58	Boston College	37
1974 — Maryland	105	Georgia Tech	67
UCLA	78	St. Bonaventure	62
Third Place			
Georgia Tech	70	St. Bonaventure	61
Championship			
UCLA	81	Maryland	75
1975 — Maryland	104	Seton Hall	69
Princeton	61	Alabama	59
Third Place			
Alabama	100	Seton Hall	64
Championship			
Maryland	66	Princeton	59
1976 — Maryland	84	Xavier	74
Syracuse	116	Duquesne	86
Third Place			
Duquesne	86	Xavier	80
Championship			
Maryland	96	Syracuse	85
1977 — Maryland	91	Western Kentucky	78
Georgia Tech	73	St. John's	67
Third Place			
St. John's	80	Western Kentucky	63
Championship			
Maryland	65	Georgia Tech	63
1978 — Maryland	62	St. Joseph's	57
Southern Calif.	78	Holy Cross	60
Third Place			
St. Joseph's	62	Holy Cross	58
Championship			
Maryland	83	Southern Calif.	79
1979 — Maryland	115	Miami of Ohio	76
Temple	85	Harvard	73
Third Place			
Miami of Ohio	86	Harvard	79
Championship			
Maryland	85	Temple	63
1980 — Maryland	114	Marshall	89
St. Joseph's	87	Bowling Green	76
Third Place			
Marshall	87	Bowling Green	85
Championship			
Maryland	74		
1983 — Maryland	58	Randolph Macon	52
LaSalle	65	G. Washington	64
Third Place			
G. Washington	54	Randolph Macon	47
Championship			
Maryland	96	LaSalle	83


MOST VALUABLE PLAYER AWARD

1971 — Len Elmore — Maryland
 1972 — Tom McMillen — Maryland
 1973 — Len Elmore — Maryland
 1974 — David Meyers — UCLA
 1975 — John Lucas — Maryland
 1976 — Steve Sheppard — Maryland
 1977 — Lawrence Boston — Maryland
 1978 — Albert King — Maryland
 1979 — Albert King — Maryland
 1980 — Albert King — Maryland
 1983 — Ben Coleman — Maryland

TERRAPIN AWARD WINNERS

1979-80

ACC Player of the Year — Albert King
 Associated Press First Team All-American — Albert King
 United Press International Second Team All-American — Albert King
 Honorable Mention All-American — Buck Williams
 All-ACC Second Team — Buck Williams and Greg Manning
 Everett N. Case ACC Tournament M.V.P. — Albert King
 ACC All-Tournament First Team — Albert King and Greg Manning
 ACC All-Tournament Second Team — Buck Williams and Ernest Graham
 Academic All-ACC First Team — Greg Manning
 ACC Coach of the Year — Charles G. Driesell
 District III Coach of the Year — Charles G. Driesell
 1979 Maryland Invitational Tournament M.V.P. — Albert King
 U.S. Basketball Writers Association All-Districts First Team — Albert King
 Best Free Throw Shooter — Greg Manning
 Outstanding Academic — David Henderson
 Outstanding Defensive Player — Reggie Jackson
 Chris Patton Best Rebounder — Buck Williams
 Competitive Spirit and Most Unselfish Contribution to Team — Dutch Morley
 Owen Brown Most Valuable Player — Albert King
 Alvin Aubinoe Greatest Career Contribution — John Bilney
 Most Improved Player — Taylor Baldwin
 Most Assists — Ernest Graham
 Kirin World Cup M.V.P. — Ernest Graham



Taylor Baldwin

Ben Coleman

Dutch Morley

1980-81

The Sporting News First Team All-American — Albert King
 United Press International All-American (Second Team) — Albert King
 Associated Press All-American (Honorable Mention) — Albert King, Buck Williams and Greg Manning
 Basketball Weekly Second Team All-American — Buck Williams
 Basketball Writers All-District Team — Albert King and Buck Williams
 All-ACC Second Team — Albert King and Buck Williams
 All-ACC Tournament Team — Albert King and Buck Williams (First Team) Ernest Graham (Second Team)
 CoSIDA District III All-Academic Team — Greg Manning
 Most Valuable Player, Carrier Classic — Greg Manning
 All-Tournament Team, Carrier Classic — Greg Manning, Albert King, and Buck Williams
 Most Valuable Player, Maryland Invitational — Albert King
 All-Tournament Team, Maryland Invitational — Albert King, Dutch Morley, Ernest Graham and Buck Williams
 Voted to Pizza Hut All-Star Game (eight man east squad) — Albert King
 Selected for Aloha Classic — Albert King, Ernest Graham
 Most Assists — Ernest Graham
 Outstanding Free Throw Shooting — Greg Manning
 Most Improved Player — Steve Rivers
 Chris Patton Rebounding — Buck Williams
 Outstanding Defensive Player — Buck Williams
 Competitive Spirit and Most Unselfish Contribution — Charles Pittman
 Outstanding Academic — Greg Manning
 Owen Brown MVP — Albert King and Buck Williams
 Alvin Aubinoe Greatest Career Contribution — Albert King

1981-82

Most Assists — Dutch Morley
 Outstanding Free Throw Shooting — Dutch Morley
 Most Improved Player — Charles Pittman
 Chris Patton Rebounding — Herman Veal
 Competitive Spirit and Most Unselfish Contribution — Herman Veal
 Outstanding Academic — Jeff Adkins
 Owen Brown MVP — Adrian Branch
 Outstanding Defensive Player — Jeff Adkins
 Alvin C. Aubinoe Greatest Career Contribution — Dutch Morley
 Basketball Weekly 1982 Freshman All-American (2nd Team) — Adrian Branch
 Basketball Weekly 1982 Freshman All-American (Honorable Mention) — Jeff Adkins

1982-83

Most Assists — Jeff Adkins
 Outstanding Free Throw Shooting — Pete Holbert
 Most Improved Player — Len Bias
 Chris Patton Rebounding — Ben Coleman
 Outstanding Defensive Player — Herman Veal
 Competitive Spirit and Most Unselfish Contribution — Herman Veal
 Outstanding Academic — Chuck Driesell
 Owen Brown MVP — Adrian Branch and Ben Coleman
 Outstanding Play in the NCAA Playoffs — Adrian Branch
 Chevrolet Scholarship — Adrian Branch — Maryland vs Houston, NCAA Playoffs and Ben Coleman — Maryland vs Notre Dame
 All-ACC Second Team — Adrian Branch and Ben Coleman

Greg Manning pulled an ACC first during the 1979-80 season when he became the first player in conference history to lead the league in free throw percentage (90.8) and field goal percentage (64.3) in the same year.

Terrapin Award Winners

1983-84

Most Assists — Keith Gatlin
Outstanding Free Throw Shooting — Pete Holbert
Most Improved Player — Terry Long
Chris Patton Rebounding — Ben Coleman
Outstanding Defensive Player — Herman Veal
Competitive Spirit and Most Unselfish Contribution — Herman Veal
Outstanding Academic — Jeff Adkins
Owen Brown Most Valuable Player — Ben Coleman
Outstanding Play in the NCAA Playoffs — Len Bias
Chevrolet Scholarship \$1,000 Award for the "Most Valuable Player" in games:
 Jeff Adkins vs Boston College — 12-24-83
 Herman Veal vs Notre Dame — 1-28-84
 Keith Gatlin vs North Carolina — 2-19-84
 Adrian Branch vs Virginia — 3-4-84

1984-85

Most Assists — Keith Gatlin
Outstanding Free Throw Shooting — Keith Gatlin
Chris Patton Rebounding — Len Bias
Chairman of the Boards — Player with most Rebounds — Len Bias
Outstanding Academic — Chuck Driesell
Owen Brown Most Valuable Player — Len Bias
ACC "Player of the Year" — Len Bias
District 3B "Player of Year" — Len Bias
Associated Press All-American - 2nd Team — Len Bias
Basketball Weekly All-American - 2nd Team — Len Bias
National Association of Basketball Coaches All-American - 3rd Team — Len Bias
Outstanding Play in NCAA Games — Len Bias
First Team all ACC — Len Bias
Most Improved Players — Jeff Baxter and Tom Jones
Most Charges — Len Bias
Highest Offensive Efficiency Rating — Len Bias

1985-86

Most Assists — Keith Gatlin
Outstanding Free Throw Shooting — Len Bias
Chris Patton Rebounding — Derrick Lewis (offensive), Len Bias (defensive)
Outstanding Defensive Player — Derrick Lewis
Competitive Spirit and Unselfish Contribution — Speedy Jones
Owen Brown Most Valuable Player — Len Bias
Outstanding Academics — Derrick Lewis
NABC First-Team All-America — Len Bias
Associated Press First-Team All-America — Len Bias
NBWA First-Team All-America — Len Bias
UPI First-Team All-America — Len Bias
Naismith First-Team All-America — Len Bias
ACC "Player of the Year" — Len Bias
District III-B Player of the Year — Len Bias
Most Improved — Jeff Baxter

Year-by-Year Leaders Since 1950

Scoring

Season	Player	Points
1950-51	Lee Brawley	404
1951-52	Lee Brawley	265
1952-53	Gene Shue	508
1953-54	Gene Shue	654
1954-55	Bob Kessler	487
1955-56	Bob Kessler	490
1956-57	Bob O'Brien	328
1957-58	Charles McNeil	401
1958-59	Charles McNeil	311
1959-60	Al Bunge	399
1960-61	Bob McDonald	347
1961-62	Bob McDonald	301
1962-63	Jerry Greenspan	356
1963-64	George Suder	327
1964-65	Jay McMillen	512
1965-66	Gary Ward	430
1966-67	Jay McMillen	392
1967-68	Pete Johnson	360
1968-69	Will Hetzel	605
1969-70	Rod Horst	428
1970-71	Howard White	389
1971-72	Tom McMillen	667
1972-73	Tom McMillen	616
1973-74	John Lucas	564
1974-75	John Lucas	469
1975-76	John Lucas	557
1976-77	Lawrence Boston	338
1977-78	Lawrence Boston	423
1978-79	Ernest Graham	467
1979-80	Albert King	674
1980-81	Albert King	559
1981-82	Adrian Branch	442
1982-83	Adrian Branch	541
1983-84	Ben Coleman	491
1984-85	Len Bias	701
1985-86	Len Bias	743

Rebounding

1950-51	No Records Kept	—
1951-52	No Records Kept	—
1952-53	No Records Kept	—
1953-54	Bob Kessler	250
1954-55	Bob Kessler	263
1955-56	Bob Kessler	336
1956-57	Jim Halleck	195
1957-58	Al Bunge	265
1958-59	Al Bunge	241
1959-60	Al Bunge	289
1960-61	Bob McDonald	279
1961-62	Jerry Greenspan	235
1962-63	Jerry Greenspan	184
1963-64	Rick Wise	185
1964-65	Gary Ward	271
1965-66	Gary Ward	241
1966-67	Jay McMillen	195
1967-68	Rich Dreschler	202
1968-69	Will Hetzel	318
1969-70	Rod Horst	258
1970-71	Barry Yates	224
1971-72	Len Elmore	351
1972-73	Len Elmore	290
1973-74	Len Elmore	412
1974-75	Tom Roy	321
1975-76	Lawrence Boston	249
1976-77	Larry Gibson	228
1977-78	Larry Gibson	253
1978-79	Buck Williams	323
1979-80	Buck Williams	242
1980-81	Buck Williams	363
1981-82	Herman Veal	213
1982-83	Ben Coleman	242
1983-84	Ben Coleman	269
1984-85	Len Bias	251
1985-86	Len Bias	224

MARYLAND BASKETBALL RECORDS

Single Game — Team

MOST POINTS: 130 ag East Carolina, Dec. 1977
 FEWEST POINTS: 15 ag Seton Hall, Dec. 1941 (15-59)
 MOST POINTS BY OPPONENTS: 110 by N.C. State, Dec. 1978 (110-124)
 FEWEST POINTS BY OPPONENT: 12 by Navy, 1926 (12-21)
 MOST POINTS BY BOTH TEAMS: 234 by Maryland and N.C. State, Dec. 20, 1978 (Md. 124 - N.C. State 110)
 FEWEST POINTS BY BOTH TEAMS: 33 by Maryland and Navy, 1926 (Md. 21 - Navy 12)
 MOST FIELD GOALS: 55 ag Brown, Nov. 1972, Canisius, Dec. 1978
 FEWEST FIELD GOALS: 6 ag Seton Hall, Dec. 1941
 FEWEST FIELD GOALS BY OPPONENTS: 6 by Navy, 1926
 MOST FREE THROWS: 40 ag North Carolina in ACC Tournament final, 1958 (52 attempts)
 FEWEST FREE THROWS: 0 ag Wake Forest, Feb. 1973, in Winston-Salem
 MOST FREE THROWS BY OPPONENT: 40 by Clemson, Jan. 1968 (53 attempts)
 MOST FREE THROW ATTEMPTS: 57 ag North Carolina, Jan. 1953, (made 36)
 FEWEST FREE THROW ATTEMPTS: 1 ag North Carolina, Feb. 1979 in Chapel Hill, N.C., 1 ag Wake Forest, Feb. 1973 (a technical) in Winston-Salem, N.C.
 MOST FREE THROW ATTEMPTS BY OPPONENT: 51 by North Carolina, Jan. 1964
 MOST FIELD GOAL ATTEMPTS: 99 ag Canisius, Dec. 1978 (55-99)
 FEWEST FIELD GOAL ATTEMPTS: 18 ag South Carolina, Jan. 1971 (made 15)
 MOST REBOUNDS: 74 ag Penn State, Dec. 1964
 MOST FOULS: 44 ag William & Mary, Feb. 1952
 MOST FOULS BY OPPONENT: 37 by North Carolina, Jan. 1953
 FEWEST FOULS: 7 ag Buffalo, Jan. 1972
 BEST FREE THROW PERCENTAGE: (at least 10 attempts); .966 ag Duke, Feb. 1976 (28 of 29), Note, 1,000 ag Duke, Feb. 1979 (6 of 6)
 BEST FIELD GOAL PERCENTAGE: .833 ag South Carolina, Jan. 1971 (15-18)
 LARGEST MARGIN OF VICTORY: 64 ag DePauw, Dec. 1974 (113-49)
 LARGEST DEFEAT MARGIN: 63 points by Army, 1944 (85-22)
 MOST POINTS IN ONE HALF: 77 ag N.C. State in second half Dec. 1978
 MOST CONSECUTIVE FREE THROWS IN GAME: 28 ag Duke, Feb. 7, 1976

Single Game — Individual

MOST POINTS: 44 by Ernest Graham ag N.C. State, Dec. 1978 (18 FG-8 FT)
 MOST POINTS IN A ROAD GAME: 41 by Len Bias vs. Duke, Jan. 1986 (14 FG-13 FT)
 MOST FIELD GOALS: 18 by Ernest Graham ag N.C. State, Dec. 1978 (26 att.)
 MOST FREE THROWS: 17 by Tom McMillen ag Canisius, Dec. 1971 (att. 20)
 MOST REBOUNDS: 26 by Len Elmore ag Wake Forest, Feb. 1974
 MOST FREE THROW ATTEMPTS: 20 by Tom McMillen ag Canisius, Dec. 1971 (made 17)
 MOST FIELD GOAL ATTEMPTS: 34 by Gene Shue ag Washington & Lee, Feb. 1953 (made 16)
 MOST CONSECUTIVE FREE THROWS: 15 by Albert King ag Boston, Feb. 1979
 MOST CONSECUTIVE FIELD GOALS: 10 by Barry Yates ag Miami (Fla.), Dec. 1970; 10 by Keith Gatlin ag Clemson, Feb. 17, 1985
 BEST FREE THROW PCT.: 1.000 (ONLY 10 or more listed)
 Jerry Greenspan ag Minnesota 1961 14-14
 Len Bias vs. North Carolina, Feb. 1986 13-13
 Lee Brawley ag North Carolina 1951 13-13
 Bill Stasiulatis ag Wake Forest 1961 12-12
 Lee Brawley ag North Carolina 1951 12-12
 Bob Kessler ag George Washington 1956 12-12
 Jerry Bechtle ag North Carolina 1960 10-10
 Tom Milroy ag Penn State 1968 10-10
 BEST FIELD GOAL PCT.: 1.000 (ONLY more than 5 listed):
 Buck Williams ag Canisius, Dec. 1978 8-8
 Gary Williams ag South Carolina, Dec. 1966 8-8
 Greg Manning ag Fair. Dickinson, Dec. 1980 8-8
 Ben Coleman ag Duquesne, Dec. 1983 8-8
 Ben Coleman ag Wake Forest, Feb. 1984 8-8
 Derrick Lewis vs. N.C. State, Feb. 1986 7-7
 Charles Pittman ag Lafayette, Nov. 1981 7-7
 Brad Davis ag Wake Forest, Jan. 1977 7-7
 Jack Clark ag South Carolina, Jan. 1964 6-6
 Speedy Jones vs. Randolph Macon, Jan. 1986 6-6
 Buck Williams ag Marshall, Dec. 1980 6-6
 MOST FREE THROW ATTEMPTS BY OPPONENT: 21 by Bernie Janiciki of Wake Forest, 1953 (15); 21 by Pete Brennan of North Carolina, 1958 (15)

Season Records — Team

MOST POINTS: 2613 in 1972-73
 HIGHEST SCORING AVERAGE: 89.9 in 1974-75
 HIGHEST OPPONENT SCORING AVERAGE: 84.1 in 1968-69 (2188 points in 26 games)
 MOST POINTS BY OPPONENTS: 2,404 in 1984-85 (37 games)
 MOST FIELD GOALS: 1089 in 1972-73
 MOST FIELD GOAL ATTEMPTS: 2094 in 1972-73
 MOST FREE THROWS MADE: 590 in 1957-58 (29 games 858 attempts)
 MOST FREE THROWS ATTEMPTED: 858 in 1957-58 (Made 590 in 29 games)
 BEST FIELD GOAL PERCENTAGE: .551 in 1979-80
 LOWEST FIELD GOAL PERCENTAGE: .346 in 1951-52
 BEST FREE THROW PERCENTAGE: .758 (477 of 629) 1975-76
 LOWEST FREE THROW PERCENTAGE: .617 in 1952-53
 HIGHEST AVERAGE MARGIN OVER OPPONENTS: 16.7 in 1973-74 (28 games — 85.7 to 69.0)
 BEST REBOUND PERCENTAGE: .585 in 1954-55
 BEST REBOUND AVERAGE: 49.1 in 1954-55
 MOST REBOUNDS: 1388 in 1971-72
 MOST PERSONAL FOULS: 639 in 37 games, 1984-85
 FEWEST PERSONAL FOULS: 378 in 1966-67
 LARGEST ATTENDANCE: 398,036 in 31 games, 1980-81
 LARGEST HOME ATTENDANCE: 240,254 (19 games) 1976-77
 LARGEST AVERAGE HOME ATTENDANCE: 13,427 for 14 games in 1974-75
 BEST START IN A SEASON: 11 consecutive wins (1975-76)

Season — Records Individual

MOST POINTS: 743 by Len Bias, 1985-86 (32 games)
 MOST FIELD GOALS: 275 by Albert King, 1979-80 (31 games)
 MOST FREE THROWS: 209 by Leb Bias, 1985-86 (32 games)
 MOST REBOUNDS: 412 by Len Elmore, 1973-74 (28 games)
 BEST FIELD GOAL PCT.: .647 by Buck Williams (183-283), 1980-81
 BEST FREE THROW PCT.: .908 by Greg Manning, 1979-80 (31 games, 79 of 87)
 BEST SCORING AVERAGE: 23.3 by Will Hetzel, 1968-69 (26 games 605 points); 23.2 by Len Bias, 1985-86 (32 games, 743 points)
 BEST REBOUNDING AVERAGE: 14.7 by Len Elmore, 1973-74 (28 games)
 MOST CONSECUTIVE FREE THROWS MADE: 32 by Len Bias, 1985-86
 MOST CONSECUTIVE FIELD GOALS MADE: 15 by Greg Manning (over 2 games) Maryland and ACC record, 1980-81

Career Records

MOST POINTS SCORED: 2149 by Len Bias (1982-86)
 BEST SCORING AVERAGE: 20.5 by Tom McMillen in 1971-74 (88 games 1,807 points)
 MOST FIELD GOALS: 862 by Albert King (1977-81)
 MOST FREE THROWS: 470 by Len Bias, 1982-86 (131 games, 591 attempts)
 BEST FIELD GOAL PERCENTAGE: .615 by Buck Williams (446-725) (3 seasons, 1978-1981); .583 by Greg Manning (623-1028) (4 seasons, 1977-81)
 BEST FREE THROW PERCENTAGE: .858 by Greg Manning (315-367) (1977-81)
 MOST REBOUNDS: 1,053 by Len Elmore, 1971-74 (86 games)
 MOST CONSECUTIVE FREE THROWS MADE: 32 by Bob O'Brien in 1955-56 (last 5 in opening game of 1956 season); 32 by Len Bias, 1985-86
 MOST VARSITY GAMES PLAYED IN: 131 by Len Bias, (1982-86)
 MOST CONSECUTIVE GAMES PLAYED IN (VARSITY): 109 by Ernest Graham (1977-81)
 MOST CONSECUTIVE FIELD GOALS: 15 by Greg Manning (over 2 games) Maryland and ACC Record
 CAREER GAMES STARTED: 113 by Len Bias, (1982-86)

All-Time Team Records

MOST CONSECUTIVE WINS AGAINST NON-ACC OPPONENTS: 31 (1970-73)
 MOST CONSECUTIVE WINS: 14 over 1971-72 and 1972-73 seasons
 MOST CONSECUTIVE 20 VICTORY SEASONS: 5 (1971-72 to 1975-76)

All-time leading rebounder Len Elmore is the only Terp to grab more than 1,000 rebounds in his career. With 1,053 from 1972-74, Elmore ranks 11th on the all-time ACC list—and sixth among conference players who had three years of eligibility.

ALL-TIME SCORES



H. BURTON SHIPLEY
 24 Seasons: 1923-24 to 1946-47
 Record: 243-199
 Conference: 124-91

0-2 1904-05

Capt.—Samuel P. Thomas
 Washington Y.M.C.A.
 Carroll Institute

No Scores Available.
 No Teams for 1905-06 through 1909-10

3-9 1910-11

Capt.—Burt Shipley
 Maryland
 7 New York University 25 H
 30 Gallaudet 56 A
 24 Staunton Military Academy 58 A
 17 Washington & Lee 46 A
 17 Virginia Military Institute 14 A
 24 Washington & Lee 29 H
 14 Delaware 23 A
 27 Gallaudet 54 H
 25 Georgetown 31 A
 22 Mt. St. Joseph 20 H
 35 Catholic 30 H
 19 Penn Military Academy 50 A

No Team for 1911 through 1912-13

0-16 1913-14

Capt.—Burt Shipley
 Mt. St. Joseph H
 Gallaudet A
 Catholic A
 Mt. St. Joseph A
 Gallaudet A
 St. John's College A
 Loyola College A
 Georgetown A
 Catholic H
 Washington & Lee A
 Virginia Military Institute A
 St. John's College A
 George Washington H
 Gallaudet H
 Baltimore City H
 Penn State College H
 Delaware College A

No Scores Available
 No Teams 1914-15 through 1916-17
 All Games in 1918-19 were Away

Won 1 Lost 5 1918-19

Maryland
 27 Gallaudet 26
 7 Catholic University 25
 11 George Washington 25
 9 Gallaudet 33
 12 Catholic University 14
 20 George Washington 53

No Teams for 1919-20 through 1922-23

5-7 1-2 1923-24

Maryland
 41 George Washington 22
 42 Gallaudet 28
 13 Catholic 30
 20 North Carolina 26
 13 Virginia 26
 24 Richmond 22
 14 Catholic 20
 19 George Washington 20
 22 Washington & Lee 21
 12 VMI 21
 34 *VMI 19
 25 *Georgia 29
 *S.C. Tournament

12-5 3-1 1924-25

Maryland
 24 Virginia 18 H
 24 Columbia 23 A
 21 Stevens Institute 17 A
 16 Navy 23 A
 30 Lafayette 15 H
 18 Catholic 14 A
 21 Stevens Institute 17 H
 16 North Carolina 21 H
 25 Gallaudet 14 H
 16 Washington College 27 H
 24 Princeton 38 A
 22 CCNY 16 H

38 South Carolina 22 H
 36 Virginia 25 A
 27 Catholic 17 H

27 *Alabama 21
 16 *N.C. State 30
 *S.C. Tournament

14-3 7-1 1925-26

Maryland
 40 Washington & Lee 27 H
 21 Navy 12 A
 30 Richmond 14 H
 30 VMI 21 A
 33 Washington & Lee 20 A
 19 VPI 17 A
 40 Gallaudet 13 H
 30 Washington College 26 H
 24 Stevens Institute 27 H
 30 VPI 14 H
 28 Virginia 34 A
 23 North Carolina 22 H
 25 West Virginia 15 H
 41 Duke 20 H
 30 Virginia 21 H
 32 Princeton 26 H

19 Mississippi Aggies 22

10-10 6-4 1926-27

Maryland
 16 American 21 A
 44 Washington & Lee 32 H
 25 Michigan 39 A
 17 Virginia 22 A
 30 Navy 32 A
 18 Washington College 22 H
 34 Georgia 33 H
 39 Gallaudet 26 H
 27 Stevens Institute 18 H
 28 North Carolina 23 H
 23 North Carolina 32 H
 26 Pennsylvania 21 A
 32 Washington & Lee 34 A
 32 VMI 15 A
 29 Virginia 28 H
 23 N.C. State 38 A
 16 Washington College 21 A
 32 Western Maryland 25 H
 23 North Carolina 19 A

22 *Georgia 27
 *S.C. Tournament

14-4 8-1 1927-28

Maryland
 38 Washington & Lee 24 H
 29 VPI 20 A
 31 Washington & Lee 28 A
 23 VMI 9 A
 37 Gallaudet 20 H
 27 Kentucky 7 H
 20 Johns Hopkins 22 A
 25 St. Johns College 22 H
 26 Virginia 20 H
 31 Stevens Institute 24 H
 26 Navy 35 A
 26 Pennsylvania 30 A
 36 N.C. State 24 H
 12 Virginia 34 A
 22 Washington College 20 H
 23 Johns Hopkins 19 H
 30 VPI 10 H
 30 Western Maryland 29 H

7-9 2-5 1928-29

Maryland
 30 William & Mary 20 H
 18 Pennsylvania 30 A
 20 Randolph Macon 33 H
 30 Virginia 22 A
 20 Johns Hopkins 30 H
 20 St. Johns 18 H
 22 Virginia 25 H
 22 Washington & Lee 47 H
 29 VPI 39 A
 18 Washington & Lee 42 A
 30 VMI 27 A
 22 North Carolina 28 H
 30 Navy 27 A
 32 Western Maryland 17 H
 19 Johns Hopkins 18 A

35 *Mississippi 37
 *S.C. Tournament

16-6 9-5 1929-30

Maryland
 27 William & Mary 23 H
 27 Duke 28 H

37 Catholic 30 H
 54 Virginia 20 H
 41 Johns Hopkins 24 H
 43 Navy 39 A
 41 VPI 29 H
 26 N.C. State 28 H
 25 Washington & Lee 29 H
 38 Western Maryland 17 H
 36 North Carolina 24 H
 34 VPI 23 A
 44 VMI 25 A
 21 Washington & Lee 36 A
 51 Virginia 29 H
 21 N.C. State 19 A
 22 North Carolina 19 A
 24 Duke 39 A
 39 Johns Hopkins 24 A
 39 VMI 21 H
 41 St. Johns 25 H

21 *Kentucky 26
 *S.C. Tournament

18-4 8-1 1930-31

Maryland
 38 Gallaudet 27 H
 38 VMI 18 A
 36 Washington & Lee 21 A
 32 Duke 24 H
 30 Loyola 33 H
 33 Johns Hopkins 20 A
 44 VMI 20 H
 33 VPI 16 H
 31 Virginia 34 A
 28 Washington & Lee 17 H
 24 Catholic 21 A
 33 North Carolina 31 H
 32 Washington College 33 H
 34 Virginia 21 H
 45 Western Maryland 35 H
 32 St. Johns 27 H
 33 Navy 36 A
 31 Johns Hopkins 22 H

37 *LSU 33
 19 *North Carolina 17
 26 *Georgia 25
 29 *Kentucky 27
 *S.C. Tournament (Champions)

16-4 8-2 1931-32

Maryland
 30 Wisconsin 32 A
 27 Loyola 28 H
 42 Washington & Lee 28 A
 43 VMI 38 A
 26 Navy 15 H
 36 Virginia 31 A
 33 Johns Hopkins 26 A
 38 VMI 20 H
 51 VPI 16 H
 39 Catholic 34 H
 26 North Carolina 25 H
 36 Washington College 16 H
 35 Western Maryland 15 H
 46 Virginia 18 H
 49 Washington & Lee 19 H
 24 St. Johns 20 H
 26 North Carolina 32 A
 20 Duke 18 A
 38 Johns Hopkins 24 H
 24 *Florida 39
 *S.C. Tournament

11-9 7-3 1932-33

Maryland
 13 Wisconsin 22 H
 40 VPI 20 A
 30 Duke 28 H
 29 VMI 30 A
 40 Washington & Lee 43 A
 27 Johns Hopkins 37 A
 37 VPI 21 H
 27 Catholic 29 A
 21 Navy 59 A
 19 Virginia 26 A
 42 North Carolina 29 H
 36 Georgia 40 H
 35 Washington College 27 H
 37 Virginia 28 H
 46 Washington & Lee 28 H
 45 VMI 29 H
 34 St. Johns 22 H
 37 Western Maryland 32 H
 35 Johns Hopkins 31 H

28 *South Carolina 65
 *S.C. Tournament

11-8 6-1 1933-34

Maryland
 29 Michigan 25 H
 17 Indiana 30 H
 24 West Virginia 26 A
 37 Duke 33 H
 29 VPI 34 A
 34 VPI 37 A
 32 Johns Hopkins 20 A
 43 Virginia 20 A
 24 North Carolina 28 H

33 Catholic 25 H
 27 Navy 46 A
 28 Virginia 25 H
 33 Richmond 44 H
 49 Western Maryland 33 H
 36 VMI 27 H
 32 St. Johns 37 H
 44 Washington College 33 H
 32 Johns Hopkins 19 H

37 *Washington & Lee 45
 *S.C. Tournament

8-10 4-5 1934-35

Maryland
 25 Indiana 30 H
 50 Ohio State 41 H
 29 West Virginia 39 H
 35 South Carolina 21 H
 39 VMI 24 H
 39 Duke 48 H
 43 Washington College 27 H
 31 North Carolina 39 H
 36 Navy 43 A
 44 Virginia 24 H
 26 Richmond 56 H
 29 Catholic 45 A
 33 Virginia 32 A
 41 Johns Hopkins 35 A
 17 St. Johns 24 H
 52 Johns Hopkins 25 H
 24 Georgetown 25 H

14-6 3-3 1935-36

Maryland
 44 VMI 29 H
 27 Washington & Lee 30 A
 53 VMI 32 A
 32 Navy 20 A
 28 Richmond 24 H
 55 Baltimore 33 H
 46 Washington College 34 H
 32 North Carolina 44 H
 41 William & Mary 39 H
 38 Duke 34 H
 40 Virginia 34 H
 26 West Virginia 51 A
 54 Washington & Lee 55 H
 40 St. Johns 28 H
 29 Catholic 40 H
 56 Washington College 30 A
 45 Johns Hopkins 40 H
 47 Georgetown 39 A

47 *Duke 35
 32 *Washington & Lee 38
 *S.C. Tournament

9-11 4-8 1936-37

Maryland
 40 Richmond 51 A
 54 Johns Hopkins 31 H
 27 Washington & Lee 51 A
 48 VMI 28 A
 48 Western Maryland 36 H
 31 Duke 34 A
 41 Washington College 20 H
 37 Virginia 23 H
 33 N.C. State 35 A
 24 North Carolina 41 A
 30 Duke 34 A
 37 Navy 53 A
 35 North Carolina 44 H
 41 William & Mary 29 H
 45 VMI 28 H
 35 Washington & Lee 41 H
 27 Georgetown 39 H
 37 St. Johns 39 A
 41 N.C. State 35 H

35 *N.C. State 42
 *S.C. Tournament

15-9 7-4 1937-38

Maryland
 26 Richmond 31 H
 26 Michigan 33 H
 50 Baltimore 32 A
 43 Randolph Macon 27 H
 29 Washington & Lee 31 A
 42 VMI 27 A
 39 Georgetown 57 A
 40 Duke 35 H
 24 North Carolina 43 A
 34 Duke 44 A
 42 VPI 35 H
 34 Navy 37 A
 27 NYU 42 H
 36 Washington & Lee 32 H
 45 William & Mary 38 H
 43 VMI 33 H
 49 Catholic 33 H
 43 Washington College 42 A
 39 Virginia 23 A
 57 Dickinson 27 H
 56 Johns Hopkins 30 H
 38 St. Johns 29 H

45 *Citadel 43
 32 *Duke 35
 *S.C. Tournament

15-9 8-3 1938-39

Table with 2 columns: Team and Record. Lists Maryland teams and their records for the 1938-39 season.

14-9 7-4 1939-40

Table with 2 columns: Team and Record. Lists Maryland teams and their records for the 1939-40 season.

1-21 0-13 1940-41

Table with 2 columns: Team and Record. Lists Maryland teams and their records for the 1940-41 season.

7-15 3-8 1941-42

Table with 2 columns: Team and Record. Lists Maryland teams and their records for the 1941-42 season.

8-8 5-5 1942-43

Table with 2 columns: Team and Record. Lists Maryland teams and their records for the 1942-43 season.

Table with 2 columns: Team and Record. Lists Maryland teams and their records for the 1943-44 season.

4-13 2-1 1943-44

Table with 2 columns: Team and Record. Lists Maryland teams and their records for the 1943-44 season.

2-14 2-5 1944-45

Table with 2 columns: Team and Record. Lists Maryland teams and their records for the 1944-45 season.



'Flucie' STEWART
3 Seasons: 1947-48 to 1949-50
Record: 27-48
Conference: 22-27

9-12 5-5 1945-46

Table with 2 columns: Team and Record. Lists Maryland teams and their records for the 1945-46 season.

14-10 9-4 1946-47

Table with 2 columns: Team and Record. Lists Maryland teams and their records for the 1946-47 season.

Table with 2 columns: Team and Record. Lists Maryland teams and their records for the 1947-48 season.

11-14 9-7 1947-48

Table with 2 columns: Team and Record. Lists Maryland teams and their records for the 1947-48 season.

9-18 8-7 1948-49

Table with 2 columns: Team and Record. Lists Maryland teams and their records for the 1948-49 season.



BUD MILLIKAN
17 Seasons: 1950-51 to 1966-67
Record: 243-182
Conference: 130-109

7-18 5-13 1949-50

Table with 2 columns: Team and Record. Lists Maryland teams and their records for the 1949-50 season.

16-11 11-8 1950-51

Table with 2 columns: Team and Record. Lists Maryland teams and their records for the 1950-51 season.

13-9 9-5 1951-52

Table with 2 columns: Team and Record. Lists Maryland teams and their records for the 1951-52 season.

15-8 12-3 1952-53

Table with 2 columns: Team and Record. Lists Maryland teams and their records for the 1952-53 season.

BUD MILLIKAN
17 Seasons: 1950-51 to 1966-67
Record: 243-182
Conference: 130-109

Table with 2 columns: Team and Record. Lists Maryland teams and their records for the 1953-54 season.

23-7 7-2 1953-54

Table with 3 columns: Year, School, Record. Includes Maryland, South Carolina, Clemson, Wake Forest, William & Mary, West Virginia, VPI, etc.

17-7 10-4 1954-55

Table with 3 columns: Year, School, Record. Includes Maryland, Georgetown, Duke, Wake Forest, Virginia, etc.

14-10 7-7 1955-56

Table with 3 columns: Year, School, Record. Includes Maryland, Virginia, William & Mary, Wake Forest, Kentucky, etc.

16-10 9-5 1956-57

Table with 3 columns: Year, School, Record. Includes Maryland, Virginia, Fordham, Wake Forest, Kentucky, etc.

22-7 9-5 1957-58

Table with 3 columns: Year, School, Record. Includes Maryland, George Washington, Fordham, Kentucky, Wake Forest, etc.

10-13 7-7 1958-59

Table with 3 columns: Year, School, Record. Includes Maryland, N.C. State, Northwestern, Virginia, Kentucky, etc.

15-8 9-5 1959-60

Table with 3 columns: Year, School, Record. Includes Maryland, George Washington, Virginia, Georgetown, Wake Forest, etc.

14-12 6-8 1960-61

Table with 3 columns: Year, School, Record. Includes Maryland, Penn State, Virginia, George Washington, Minnesota, etc.

8-17 3-11 1961-62

Table with 3 columns: Year, School, Record. Includes Maryland, Penn State, Georgetown, N.C. State, Minnesota, etc.

8-13 4-10 1962-63

Table with 3 columns: Year, School, Record. Includes Maryland, Penn State, Georgetown, Duke, N.C. State, etc.

9-17 5-9 1963-64

Table with 3 columns: Year, School, Record. Includes Maryland, Virginia, Georgetown, Penn State, N.C. State, etc.

18-8 10-4 1964-65

Table with 3 columns: Year, School, Record. Includes Maryland, Penn State, George Washington, Virginia, N.C. State, etc.



FRANK FELLOWS
2 Seasons: 1967-68 to 1968-69
Record: 16-34
Conference: 6-22

14-11 7-7 1965-66

Table with 3 columns: Year, School, Record. Includes Maryland, Penn State, Wake Forest, N.C. State, Kansas, etc.

11-14 5-9 1966-67

Table with 3 columns: Year, School, Record. Includes Maryland, Penn State, N.C. State, South Carolina, Virginia, etc.

8-16 4-10 1967-68

Table with 3 columns: Year, School, Record. Includes Maryland, Penn State, George Washington, N.C. State, South Carolina, etc.



CHARLES "Lefty" DRIESEL
17 Seasons: 1969-70 to 1985-86
Record: 348-159
Conference: 126-101

8-18 2-12 1968-69

Maryland		
66 Penn State	56	H
65 West Virginia	86	A
67 South Carolina	79	A
63 Princeton	72	H
87 Wake Forest	95	A
99 George Washington	90	H
89 Marshall	86	A
35 Miami (Fla.)	92	A
69 Davidson	83	A
95 Wichita	83	A
71 Wake Forest	93	A
69 N.C. State	85	A
67 South Carolina	69	H
85 Duke	96	A
83 Clemson	78	H
77 Virginia	78	H
87 North Carolina	107	A
81 N.C. State	86	H
91 West Virginia	84	H
83 Duke	93	H
68 Navy	72	A
78 Virginia	84	A
86 North Carolina	88	H
84 Clemson	83	A
83 Georgetown	78	A
71 South Carolina	92	ACC

13-13 5-9 1969-70

Maryland		
97 Buffalo	77	H
92 George Washington	71	A
67 Princeton	75	A
87 Wake Forest	104	H
68 South Carolina	101	H
54 Army	69	H
94 Fordham	71	H
94 Delaware	58	H
57 N.C. State	91	A
96 Wake Forest	88	A
83 West Virginia	76	H
44 South Carolina	55	A
75 Clemson	63	A
73 Navy	57	H
97 Maine	68	H
52 Duke	50	H
69 North Carolina	77	H
54 N.C. State	64	A
81 Georgetown	71	H
69 Virginia	71	A
83 North Carolina	90	A
83 Duke	87	A
103 Clemson	85	H
78 West Virginia	83	A
79 Virginia	71	H
57 N.C. State	67	ACC

14-12 5-9 1970-71

Maryland		
86 Delaware	73	H
109 Buffalo	70	H
85 Lehigh	66	H
72 Wake Forest	71	H
70 South Carolina	96	A
79 Georgetown	96	A
80 Tampa	72	H
111 Miami (Fla.)	77	H
99 Richmond	67	H
81 N.C. State	83	H
31 South Carolina	30	H
56 Clemson	52	H
69 George Washington	67	H
88 Loyola (Md.)	69	A
70 North Carolina	105	A
61 N.C. State	71	A
88 Duke	79	A
63 Virginia	78	A
67 Duke	70	H
76 North Carolina	100	H
56 Seton Hall	55	A
45 Clemson	51	A
81 West Virginia	83	H
66 Wake Forest	72	A
89 Virginia	84	H
63 South Carolina	71	ACC

27-5 8-4 1971-72

Maryland		
100 Brown	83	H
118 George Washington	96	A
57 Virginia (L)	78	A
79 Georgetown	46	H
86 Canisius	77	H
73 Loyola	60	A
102 Holy Cross	79	A
103 Western Kentucky	67	H
90 St. John's	69	H
83 N.C. State	70	H

61 Clemson	63	A
49 Wake Forest	46	A
85 Navy	60	A
82 Buffalo	58	H
72 North Carolina	92	A
66 N.C. State	65	A
77 Duke	58	H
85 Duquesne	71	H
78 Long Island Univ.	60	A
79 North Carolina	77	H
67 Clemson	57	H
76 Richmond	61	H
59 Duke	68	A
64 Wake Forest	56	H
45 Virginia	42	H
54 Clemson	52	ACC
62 Virginia	57	H
64 North Carolina	73	ACC
67 St. Joseph's	55	NIT
71 Syracuse	65	NIT
91 Jacksonville	77	NIT
100 Niagara	69	NIT

23-7 7-5 1972-73

Maryland		
127 Brown	82	H
82 Richmond	50	A
107 Canisius	80	A
99 Georgetown	73	A
88 George Washington	79	H
90 Georgia Tech	55	H
90 Syracuse	76	H
76 Kent State	58	H
79 Clemson	75	A
93 Virginia	74	H
85 N.C. State	87	H
76 Navy	67	A
105 Wake Forest	76	H
100 Long Island	73	H
94 North Carolina	88	H
78 N.C. State	89	A
81 Duke	85	A
83 Fordham	72	A
93 Buffalo	64	H
85 North Carolina	95	A
69 Clemson	66	H
81 Duquesne	71	A
96 Duke	68	H
60 Wake Forest	62	A
92 Virginia	81	A
77 Clemson	61	ACC
73 Wake Forest	65	ACC
74 N.C. State	76	ACC
91 Syracuse	75	NCAA
89 Providence	103	NCAA

23-5 9-3 1973-74

Maryland		
64 UCLA	65	A
106 Eastern Kentucky	57	H
115 Georgetown	83	H
78 San Francisco	60	A
53 Santa Clara	32	A
102 Holy Cross	75	H
58 Boston College	37	H
96 Richmond	60	A
89 Clemson	60	H
72 Wake Forest	59	A
74 N.C. State	80	A
112 Fordham	73	H
72 Navy	50	A
86 Canisius	73	H
73 North Carolina	82	A
80 N.C. State	86	H
104 Duke	83	H
88 Virginia	81	A
92 George Washington	71	A
91 North Carolina	80	H
56 Clemson	54	A
98 Duquesne	72	H
64 Duke	61	A
77 Wake Forest	68	H
110 Virginia	75	H
85 Duke	66	ACC
105 North Carolina	85	ACC
100 N.C. State	103	ACC

24-5 10-2 1974-75

Maryland		
106 Richmond	81	H
99 Wake Forest	78	A
99 Long Island	84	H
104 Georgetown	71	A
113 DePaul	49	H
81 George Washington	67	A
105 Georgia Tech	67	H
75 UCLA	81	H
96 Appalachian State	50	H
90 Notre Dame	82	H
83 Duke	77	H
89 Wake Forest	73	H
103 N.C. State	85	H
87 Navy	73	A

82 Clemson	83	A
66 North Carolina	69	H
98 N.C. State	97	A
86 Virginia	79	H
65 Fordham	46	A
104 Duke	80	A
96 North Carolina	74	A
70 Virginia	51	A
103 Duquesne	82	A
70 Clemson	64	H
104 East Tennessee	87	H
85 N.C. State	87	ACC
83 Creighton	79	NCAA
83 Notre Dame	71	NCAA
82 Louisville	96	NCAA

22-6 7-5 1975-76

Maryland		
127 East Carolina	84	H
99 DePaul	42	H
98 Richmond	71	A
122 Boston University	82	H
93 Georgia Tech	65	H
81 Fordham	56	H
70 UNC-Charlotte	60	H
104 Seton Hall	69	H
66 Princeton	59	H
111 Long Island	88	H
82 George Washington	72	A
93 Wake Forest	96	A
87 N.C. State	69	A
87 Navy	62	A
77 Clemson	82	H
93 North Carolina (ot)	95	A
102 N.C. State	84	H
69 Notre Dame	63	A
69 Virginia	66	A
102 Duke	91	H
69 North Carolina	81	H
98 Clemson	89	A
72 Georgetown	63	A
67 Duke	69	A
105 Wake Forest	91	H
81 Virginia	73	H
80 Duke (ot)	78	ACC
65 Virginia	73	ACC

19-8 7-5 1976-77

Maryland		
79 Notre Dame (ot)	80	H
86 Ball State	70	H
49 Long Island	45	H
58 Princeton	45	H
80 East Carolina	69	H
92 DePaul	74	H
76 Appalachian St	74	H
106 Bucknell	72	H
84 Xavier	74	H
96 Syracuse	85	H
90 Richmond	87	H
85 Wake Forest (ot)	86	H
87 N.C. State	80	H
62 Navy	54	NEU
71 Clemson	93	A
68 North Carolina	71	H
75 N.C. State	73	A
76 George Washington	86	H
82 Virginia	67	H
65 Duke (ot)	64	A
70 North Carolina	97	A
84 Clemson	78	H
88 Pittsburgh	75	H
85 Duke	72	H
81 Wake Forest	80	A
68 Virginia	77	A
72 N.C. State	82	ACC

15-13 3-9 1977-78

Maryland		
95 Bucknell	62	H
78 American	65	N
91 Georgetown	87	N
89 Penn State	80	N
130 East Carolina	106	H
90 George Washington	101	A
94 Long Island	64	H
99 Army	77	H
91 Western Kentucky	78	H
65 Georgia Tech	63	H
78 Duke	84	A
75 Wake Forest	84	A
82 N.C. State	88	A
74 Air Force	73	H
90 Clemson	75	H
71 North Carolina	85	A
73 N.C. State	80	H
54 Notre Dame	69	A
64 Virginia	66	A
81 Nevada/Las Vegas	68	H
64 North Carolina	66	H
80 Clemson	75	A
86 Pittsburgh (ot)	89	A
70 Duke	81	A
91 Wake Forest	89	H
70 Virginia	79	H
109 N.C. State (3 ot)	108	ACC
69 Duke	81	ACC

19-11 6-6 1978-79

Maryland		
107 Bucknell	97	H
65 Georgetown	68	N
81 Air Force	68	A
88 Nevada/Las Vegas	94	A
69 Penn State	61	N
86 Biscayne	60	H
82 East Carolina	71	H

124 N.C. State	110	H
129 Canisius	103	H
62 St. Joseph's (ot)	56	H
83 Southern California	79	H
84 George Washington	72	H
60 Wake Forest	66	H
82 N.C. State (2 ot)	81	A
84 Louisville	93	A
77 Clemson	66	A
53 North Carolina	54	H
82 Navy	62	H
61 Notre Dame	66	H
63 Virginia	69	H
78 Duke	87	A
67 North Carolina	76	A
77 Clemson	69	H
70 Duke	68	H
54 Wake Forest	53	A
72 Virginia	75	A
75 Clemson	67	ACC
79 North Carolina	102	ACC
67 Rhode Island (3 ot)	65	NIT
72 Ohio State	79	NIT

24-7 11-3 1979-80

Maryland		
82 U.M.E.S.	58	H
56 Penn State	55	N
71 Georgetown	83	N
72 Brown	59	H
113 Catholic	79	H
70 Georgia Tech	60	H
95 Bucknell	73	H
115 Miami (Ohio)	76	H
85 Temple	63	H
83 Georgia Tech	73	A
84 Wake Forest	76	A
62 N.C. State	67	A
95 Pittsburgh	88	H
84 Clemson	83	H
92 North Carolina	86	A
66 N.C. State	62	H
63 Notre Dame	64	A
63 Virginia	61	A
101 Duke	82	H
70 North Carolina	69	H
81 Clemson	90	A
99 Boston	76	H
85 East Carolina	72	H
61 Duke	66	A
83 Wake Forest	77	H
82 Virginia	71	H
52 Georgia Tech (ot)	49	ACC
91 Clemson	85	ACC
72 Duke	73	ACC
86 Tennessee	75	NCAA
68 Georgetown	74	NCAA

21-10 8-6 1980-81

Maryland		
86 Navy	64	H
95 American	65	H
96 Wagner	73	A
83 Syracuse	73	A
109 Fairleigh Dickinson	83	H
67 Louisville	78	A
82 N.C. State (ot)	75	H
66 Georgia Tech	55	A
114 Marshall	89	H
74 St. Joseph's	57	H
69 William & Mary	64	H
66 North Carolina	75	A
94 Duke	79	H
64 Virginia	66	H
68 Clemson (ot)	62	A
81 U.M.E.S.	65	H
70 Notre Dame	73	H
69 Pittsburgh (ot)	66	A
72 Georgia Tech	64	H
60 Wake Forest	67	A
54 Duke	55	A
72 Clemson	70	H
63 North Carolina	76	H
94 Wake Forest	80	H
76 N.C. State	72	A
63 Virginia	74	A
56 Duke	53	ACC
85 Virginia	62	ACC
60 North Carolina	61	ACC
81 Tenn-Chattanooga	69	NCAA
64 Indiana	99	NCAA

16-13 5-9 1981-82

Maryland	
49 St. Peter's	42 H
82 Lafayette	58 H
87 Long Island	79 H
74 George Mason	62 H
76 Md. (Eastern Shore)	64 H
75 Towson State	59 H
53 N.C. State	74 A
90 Ohio University	64 H
43 Georgia Tech	45 H
57 UCLA	90 A
50 North Carolina	66 H
40 Duke	36 A
40 Virginia (ot)	45 A
62 Clemson	57 H
91 Canisius	73 H
51 Notre Dame	55 A
50 William & Mary	43 A
63 Georgia Tech	64 A
61 Wake Forest	56 H
77 Duke	60 H
94 Hofstra	59 H
56 North Carolina	59 A
66 Clemson	75 A
42 Wake Forest	48 A
38 N.C. State	52 H
47 Virginia (ot)	46 H
28 N.C. State	40 ACC
66 Richmond (NIT)	50 A
69 Georgia (NIT)	83 A

20-10 8-6 1982-83

Maryland	
79 Penn State	97 N
91 Md. (Eastern Shore)	70 H
67 Canisius	66 A
56 St. Joseph's	64 H
85 Duquesne	64 H
66 Towson	56 H
80 UCLA (2 ot)	79 H
73 American	71 H
56 William & Mary	51 H
64 Virginia	83 H
71 North Carolina	72 A
67 Duke	86 H
80 Clemson	61 A
68 Notre Dame	67 H
55 Holy Cross	53 A
86 N.C. State	81 H
98 Navy	73 H
87 Old Dominion	67 H
77 Georgia Tech	68 H
66 Wake Forest	79 A
106 North Carolina	94 H
92 Clemson	88 H
101 Duke	90 A
60 Georgia Tech	70 A
83 Wake Forest	75 H
67 N.C. State	58 A
81 Virginia	83 A
58 Georgia Tech (ot)	64 ACC
52 Tenn-Chattanooga	51 NCAA
50 Houston	60 NCAA

24-8 9-5 1983-84 ACC CHAMPIONS

Maryland	
108 Johns Hopkins	65 H
68 Ohio State	72 N
77 Canisius	55 H
67 Penn State	58 N
78 Duquesne	67 A
104 U.M.E.S.	69 H
89 Boston College	76 H
58 Randolph-Macon	52 H
96 LaSalle	83 H
59 N.C. State	55 A
58 William & Mary	44 H
62 North Carolina	74 H
81 Duke	75 A
85 Clemson	72 H
69 Old Dominion	58 A
47 Notre Dame	52 A
67 Virginia	66 A
70 Georgia Tech	71 A
87 Wake Forest	90 A
84 Duke	89 H
61 Dayton	59 H
66 Clemson	65 A
63 North Carolina	78 A
79 Georgia Tech	74 H
90 Wake Forest	79 H
63 N.C. State	50 H
74 Virginia	65 H
69 N.C. State	63 ACC
66 Wake Forest	64 ACC
74 Duke	62 ACC
102 West Virginia	77 NCAA
70 Illinois	72 NCAA

25-12 8-6 1984-85

Maryland	
56 Kansas	58 N
54 Alaska	52 A
72 Tennessee	49 N
56 West Virginia	47 H
95 Cleveland State	84 H
59 Alabama	56 A
76 Ohio State	73 H
87 U.M.E.S.	48 H
88 Loyola	74 A
78 Iowa (ot)	68 N
79 Hawaii	71 A
69 Georgia Tech	70 N
58 N.C. State	56 H
63 Dayton	67 A

74 North Carolina	75 A
78 Duke (ot)	76 H
94 Clemson	84 H
76 U.N.L.V.	78 A
99 Holy Cross	75 H
77 Notre Dame	65 H
77 Villanova	74 H
71 Virginia	58 H
60 Georgia Tech	72 H
87 Old Dominion	75 H
64 Wake Forest	62 A
70 Duke	70 A
54 North Carolina	60 H
70 Clemson	71 A
43 Georgia Tech	48 A
91 Towson State	38 H
69 Wake Forest	66 H
71 N.C. State	70 A
60 Virginia	55 A
73 Duke	86 ACC
69 Miami (OH) (ot)	68 NCAA
64 Navy	59 NCAA
43 Villanova	46 NCAA

19-14 6-8 1985-86

Maryland	
84 Northeastern	72 H
81 George Mason	80 A
66 Ohio State	78 A
74 F. Dickinson	51 H
77 Wm. & Mary	48 H
63 UNLV	64 H
42 West Virginia	41 A
91 Towson State	58 H
60 Alabama	85 H
67 Stanford	65 N
92 Hawaii-Pacific	85 A
75 Duke	81 H
74 Rand. Macon	50 H
67 Georgia Tech	68 A
67 N. Carolina	71 H
49 Virginia	70 A
55 N.C. State	67 H
68 Duke	80 A
77 Wake Forest	55 H
62 Villanova	64 A
62 Notre Dame	69 A
78 Clemson	69 H
67 N.C. State	66 A
60 Clemson	70 A
91 UMES	44 H
77 N. Carolina	72 H
70 Georgia Tech	77 H
59 Wake Forest	48 A
87 Virginia	72 H
85 N. Carolina	75 ACC
62 Georgia Tech	64 ACC
69 Pepperdine	64 NCAA
64 UNLV	70 NCAA

Maryland Team Stats Since 1969

Season	FG Pct.	FT Pct.	Reb. Ratio	PPG	PAG — Ratio	Won-Lost
1969-70	45.7	71.2	+ 0.9	76.1	74.7 + 1.4	13-13
1970-71	44.5	71.5	+ 4.1	75.0	73.4 + 1.6	14-12
1971-72	49.5	74.6	+10.9	76.4	65.8 +10.6	27-5
1972-73	52.0	71.8	+10.6	87.1	74.2 + 6.9	23-7
1973-74	51.0	74.6	+10.7	85.7	69.0 +16.7	23-5
1974-75	54.7	75.7	+ 9.0	89.9	74.6 +15.3	24-5
1975-76	53.7	75.8	+ 3.6	88.2	74.3 + 7.9	22-6
1976-77	51.6	73.3	+ 2.6	78.3	74.1 + 4.2	19-8
1977-78	50.9	72.2	+ 4.7	82.1	79.5 + 2.6	15-13
1978-79	50.3	71.7	+ 4.0	77.9	74.7 + 3.2	19-11
1979-80	55.1	72.4	+ 2.8	80.0	71.8 + 8.2	24-7
1980-81	53.2	72.0	+ 4.5	75.9	65.8 + 9.9	21-10
1981-82	47.9	75.1	+ 2.5	61.3	58.8 + 2.5	16-13
1982-83	49.0	68.5	+ 2.5	74.1	71.4 + 2.7	20-10
1983-84	53.9	72.5	+ 0.6	74.7	67.2 + 7.5	24-8
1984-85	50.3	74.3	-1.0	70.3	65.0 + 5.3	25-12
1985-86	51.0	72.9	+ 0.4	70.4	65.6 + 4.8	19-14



Former head coach Frank Fellows (center) with assistants Tom Davis (left), now the head coach at Iowa, and Tom Young (right) now head coach at Old Dominion, in 1968.

Cole Field House Records

Team Scoring: 141 by Maryland Freshmen vs Kings College Dec. 13, 1969

Field Goals: 62 by Maryland Freshmen vs Kings College 1961

Individual Scoring: 48 by Tom Baxley vs Virginia Freshmen, 1961
48 by Tom Baxley vs Bainbridge Prep, 1961
48 by Tom McMillen vs Georgetown Freshmen, 1971

Field Goals: 21 by Tom McMillen vs Georgetown Freshmen, 1971

Rebounds: 31 by Tom McMillen vs West Virginia Freshmen, 1971

MARYLAND GRADUATES AS DIVISION I COACHES



Billy Hohn '75
Ohio University




Marty Fletcher '73
Southwestern Louisiana



Joe Harrington '68
George Mason



Terry Truax '68
Towson State



Gary Williams '68
Ohio State



Wayne Szoke '63
Columbia



Tom Young '58
Old Dominion

ALL-TIME LETTERMEN

A composite list of all-time basketball lettermen had never been compiled prior to this season. Through the efforts of research, basketball manager Tim Burton and the book, "Maryland Basketball—Red, White and Amen," written by Baltimore Sun sportswriter Kent Baker, a list was formed. Because this is the initial shot at including as many names as possible, there may be some former players omitted. Any corrections or additions may be submitted to the Maryland Sports Information Department.

A

Acito, Joseph, 1944
Adams, Donald, 1926-27-28
Adkins, Jeff, 1982-83-84-85
Allen, John, 1929
Allen, Benjamin, 1936-37
Andorka, William, 1935
Armstrong, Frank, 1949-50
Auslander, Brian, 1969, 1971
Avery, John, 1966-67-68

B

Baitz, Edward, 1942-43
Baker, Harmon, 1925
Balachow, David, 1945
Baldwin, Taylor, 1979-80-81-82
Barton, Joseph, 1962
Baumann, Joseph, 1946
Baxter, Jeff, 1983-84-85-86
Beamer, Francis, 1938-39
Beatty, William, 1924-25-26
Bechtle, Gerald, 1958-59-60
Behr, Samuel, 1945
Berger, Louis, 1930-31-32
Bengochea, Adam, 1938-39-40
Berlin, H.S., 1918-19
Bias, Leonard, 1983-84-85-86
Binney, John, 1977-78-79-80
Blank, Charles, 1970-71-72
Blumberg, Norman, 1960-61
Bodell, Robert, 1971-72-73
Boland, Samuel, N/A
Bosley, Robert, 1945
Boston, Lawrence, 1976-77-78
Bowie, William, 1936-37
Boyd, Arthur, 1925-26-27
Boyle, John, 1975-76
Branch, Adrian, 1982-83-84-85
Brawley, C. Lee, 1949-50-51-52
Brayton, Neil, 1964-65-66
Brenner, John, 1942
Brooks, Ronald, 1952-53-54
Brown, Darrell, 1971-72-73
Brown, Owen, 1973-74-75
Brown, William, 1946-47-48
Bryant, Bernard, 1935
Bryant, William, 1936-37
Bryant, William, 1977-78
Buckley, John, 1945
Bunge, Al, 1958-59-60
Burch, Samuel, 1943
Burger, Joseph, 1924-25
Buscher, Alton, 1932-33-34
Buscher, Bernard, 1934-35-36
Butler, Jay, 1953

C

Campbell, William, 1945
Cardwell, Lee, 1925-26
Carlson, Philip, 1963-64-65
Carpenter, Conrad, 1962-63
Carter, Harold, 1934
Cartwright, Mark, 1972
Chalmers, George, 1930-31-32
Chalmers, Steve, 1945
Chase, Spencer, 1932-33-34
Clark, Jackie, 1964-65-66
Cohen, Morris, 1932
Cole, Kenneth, 1913-14
Coleman, Ben, 1983-84
Collins, James, 1938
Connelly, Thomas, 1951
Crawford, Mark, 1977
Crescenze, Edward, 1948
Crosthwait, Samuel, 1927
Cutler, Robert, 1958

D

Daly, Edward, 1935
Danko, Eugene, 1958-59
Davis, Brad, 1975-76-77
Davis, Michael, 1977-78
Davis, Nick, 1956-57-58
Day, S.E., 1913
Dean, Thurston, 1927-28-29
Darstyn, R.S., 1914
DeCosmo, Michael, 1964-65
DeWitt, George, 1939-40
Dickerson, David, 1986
Diffie, Granville, 1950
Dilworth, Robert, 1953-54-55
Drescher, Richard, 1967-68
Driesell, Charles, 1982-83-84-85
Dunlap, Howard, 1956

DuVall, Mearle, 1940, 1942
Dyer, Harold, 1934

E

Edwards, John, 1946-47-48-49
Eicher, Robert, 1961-62-63
Eiseman, John, 1918-19
Elmore, Leonard, 1972-73-74
Englebert, Erwin, 1944
Ensor, Lionel, 1924-25-26
Evans, Warren, 1933
Evans, William, 1928-29-30
Everett, Robert, 1953-54-55

F

Faber, John, 1924-25-26-27
Farmer, Edward, 1983
Farrell, Shawn, 1978
Fellows, Frank, 1951, 1953
Fennell, E.O., 1944
Ferguson, Scott, 1962-63-64
Fetters, Robert, 1941-42
Fern, Gustav, 1957
Flowers, Jay, 1970
Flynn, John, 1944-45
Fothergill, Mark, 1980, 82-83-84
Franklin, James, 1964-65-66
Franklin, William, 1965-66
Fuqua, Frank, 1955

G

Garrett, Ashton, 1941
Gatlin, Keith, 1984-85-86
Gaylor, Robert, 1929-30
Gibson, Lawrence, 1976-77-78-79
Gilbert, H.D., 1919
Gilmore, Jack, 1941
Gleasner, John, 1946
Gordley, Larry, 1972
Graham, Ernest, 1978-79-80-81
Greco, Ralph, 1952-53-54
Greenspan, Gerald, 1961-62-63
Gregg, David, 1986
Groves, John, 1924
Guckeyson, Bill, 1935, 1937

H

Hanh, William, 1973-74-75
Hall, Irving, 1924
Halleck, James, 1957-58-59
Hammerlund, Robert, 1937
Hankin, Robert, 1950
Hardiman, Robert, 1955-56-57
Harrington, Joseph, 1965-66-67
Hart, Robert, 1978-79
Hathaway, Jeff, 1978-79
Headley, Coleman, 1938
Heagy, Al, 1928-29-30
Heatley, Jack, 1945
Heil, George, 1940
Heise, John, 1946-47
Henderson, David, 1977, 1979-80
Hess, Harry, 1930-31
Hetzel, Fred, 1928-29-30
Hetzel, Will, 1968-69-70
Hilden, Charles, 1944
Hisie, John, 1932
Hoffecker, Thomas, 1945
Holbert, Peter, 1981-82-83-84
Horn, Hechert, 1942
Horst, Rod, 1968-69-70
Housley, Samuel, N/A
Howard, Maurice, 1973-74-75-76
Hughes, Harry, 1946
Huntemann, Charles, 1913-14
Hunter, Jo Jo, 1977-78

J

Jackson, William, 1951
Jackson, Reggie, 1979-80-81-82
Jaeck, Paul, 1945
James, Robert, 1942-43
Jarmoska, George, 1941
Jelus, Paul, 1960-61-62
Johnson, Edward, 1937-38-39
Johnson, James, 1951-52
Johnson, John, 1986
Johnson, Julius, 1967-68-69
Jones, Thomas, 1985-86
Jones, William, 1966-67-68

K

Kann, R.S., 1918
Kaplan, Zev, 1955
Kassel, Steve, 1979
Kebeck, Steve, 1970-71
Keene, Robert, 1946
Keller, Charles, 1935-36-37
Kelleher, Bruce, 1960-61-62
Kessler, Robert, 1954-55-56
King, Albert, 1978-79-80-81
Kinsman, James, 1943
Knepley, George, 1937-38-39
Knepley, Robert, 1942
Knode, Robert, 1919
Koffenberger, 1950-51-52
Krukar, Paul, 1958-59-60

L

Ladd, Robert, 1957
Lake, William, 1946
Lann, Alvin, 1948, 1950
Leuci, Victor, 1954
Levin, Julius, 1933
Levin, Morris, 1952-53
Levine, Frank, 1933
Lewis, Derrick, 1985-86
Lewis, Robert, 1964
Linkous, Fred, 1926-27-28
Long, Terry, 1984-85-86
Lucas, John, 1973-74-75-76
Luney, William, N/A

M

MacDonald, Jan, 1968
Mack, Charles, 1949-50
Madigan, George, 1928-29-30
Magid, Brian, 1976-77
Manis, George, 1951-52-53
Manning, Greg, 1978-79-80-81
Marshall, Alfred, N/A
Marshall, Ted, 1960-61-62
Massenburg, Tony, 1986
May, Charles, 1930-31-32
Mays, H.W., 1911
McCarthy, John, 1936-37-38
McCudy, Bruce, 1949
McDonald, Robert, 1959, 1961
McDonald, Leib, 1941
McGinnis, Wayne, 1957
McHale, Richard, 1971
McMillen, James, 1965-66-67
McMillen, Thomas, 1972-73-74
McNeil, Charles, 1958-59
McWilliams, Samuel, 1963-64
Merna, James, 1956
Michelson, Sheldon, 1967-68
Miller, Thomas, 1966
Milroy, Thomas, 1968-69-70
Mobus, Paul, 1936-37
Mondorf, Pershing, 1939-40
Mont, Thomas, 1942-43, 1947
Moore, Dwight, 1953
Moore, Perry, 1956-57-58
Moran, Donald, 1951-52-53
Morgan, J.A., 1918
Morley, Greg, 1979-80-81-82
Morris, Alan, 1972-73
Morris, John, 1932
Morris, William, 1913-14
Mueller, Richard, 1964
Multz, Milton, 1937-38, 1940
Murphy, Wilham, 1957-58-59
Murray, Robert, 1948, 1950

N

Nacincik, John, 1956-57-58
Nakannua, Jeff, 1973
Nared, Greg, 1986
Neal, John, 1971-72
Newsome, John, 1975-76
Nofsinger, Michael, 1960-61-62
Norris, John, 1930-31-32
Nuttle, Byron, 1943

O

O'Brien, James, 1971-72-73
O'Brien, Robert, 1955-56-57
Ochsenreiter, Eugene, 1939-40-41

P

Palmer, Bryan, 1983, 1985
Parker, Alvin, 1924
Patton, Chris, 1975-76
Pavlos, John, 1975-76-77
Peck, Malvin, 1944, 1947
Peebles, Irving, 1924
Pinocci, Peter, 1946
Pittman, Charles, 1981-82
Pitzer, John, 1930-31
Poling, William, 1946
Porac, Richard, 1972-73-74
Prins, Curtis, 1957

R

Radice, Julius, 1928-29-30
Raedy, Michael, 1919
Rea, William, 1938-39-40
Rivers, Steve, 1981-82-83
Robinson, Jonathan, 1980-81

Ronkin, Edward, 1930-31-32
Rooney, Patrick, 1930
Roy, Thomas, 1973-74-75

S

Sandbower, John, 1954-55-56
Sanders, Harvey, 1970
Schauffer, Charles, 1955-56
Scheele, Thomas, 1935
Schmidt, Francis, 1933
Schroeder, David, 1961
Schuerholz, Donald, 1942-43, 1947
Schultz, Logan, 1938
Shaffer, Richard, 1939
Shanahan, Gerry, 1960
Sheppard, Steve, 1975-76-77
Shrader, Eric, 1977-78-79
Shue, Gene, 1952-53-54
Shumate, John, 1947
Siegrist, Ronald, 1948-49
Simms, Harvey, 1939
Smallwood, Lawrence, 1928-29
Smith, Bernard, 1948-49-50
Snyder, Robert, 1933-34
Sotheron, Norwood, 1934-35
Stasiulis, William, 1961-62-63
Steiner, Carlton, 1942
Steinman, Edward, 1964
Stevens, James, 1918
Stevens, Myron, 1925-26-27
Stieber, Fred, 1933
Still, James, 1970-71
Stobaugh, Richard, 1969
Stone, Junior, 1918-19
Strachan, John, 1951
Suder, George, 1964
Suit, Jack, 1941
Sullivan, William, 1969
Supplee, William, 1924-25-26
Sweeney, Daniel, 1963

T

Taylor, Richard, 1949
Thomas, Fred, 1936-37
Thurston, Robert, 1955
Tillman, James, 1976-77
Travis, Ernest, 1942-43
Trumble, Japeth, 1972, 1974
Troxell, Walter, 1924-25-26
Truax, Terry, 1967-68
Tull, J.J., 1914
Turyn, Victor, 1946-47
Tuschak, Richard, 1944

U

Ulman, Bernard, 1941

V

Vannais, Leon, 1940
Veal, Herman, 1981-82-83-84
Vincent, J.M., 1914
Vincent, Rufus, 1932-33-34

W

Walker, George, 1933
Waller, Edward, 1947
Ward, Gary, 1964-65-66
Waters, Albert, 1935-36-37
Weber, George, 1933
Webster, David, 1954-55
Wedinger, Charles, 1940
Wemgarten, Julian, 1957-58
Wharton, James, 1941
Wheeler, Waverly, 1936-37-38
White, Joseph, 1942
White, Howard, 1971-72-73
Wiles, F. Michael, 1969-70
Wiles, Peter, 1960
Williams, Charles, 1979-80-81
Williams, Gary, 1965-66-67
Wilson, Robert, 1931-32
Wilson, Robert, 1960-61
Wilson, Len, 1913
Winemore, Augustine, 1929
Wise, Richmond, 1964-65-66
Woodward, Arthur, 1940-41
Worthington, Charles, 1969
Wright, Spencer, 1948-49

Y

Yates, Barry, 1971
Yordy, Robert, 1945, 1949
Young, Thomas, 1953-54, 1958
Yowell, Roy, 1934

Z

Zalesak, Emanuel, 1924
Zimmerman, James, 1935

Metropolitan Media

Publication — Address, Phone Number, Sports Editor and Beat Writers

The Washington Post
1150 15th St., N.W.
Washington, D.C. 20071
(202) 334-7350
Sports Editor: George Solomon
Beat Writers: Sally Jenkins,
Michael Wilbon

Baltimore Morning Sun
Calvert & Centre Sts.
Baltimore, MD 21203
(301) 332-6123
Sports Editor: Marty Kaiser
Beat Writer: Donald Markus

Baltimore Evening Sun
Calvert & Centre Sts.
Baltimore, MD 21203
(301) 332-6418
Sports Editor: Jack Gibbons
Beat Writer: Molly Dunham

The Washington Times
3600 New York Ave., N.E.
Washington, D.C. 20002
(202) 656-3251
Sports Editor: Michael Keating
Beat Writer: Dave Elfin

Prince George's Journal
9426 Annapolis Rd.
Lanham, MD 20706
(301) 459-3131
Sports Editor: Emilio Garcia-Ruiz
Beat Writers: Pete Bielski,
Chris Howland

The Diamondback
3136 South Campus Dining Hall
University of Maryland
College Park, MD 20742
(301) 454-4325
Sports Editor: Dave Grening
Beat Writers: Dave Grening,
Bob Mosier

Montgomery Journal
5721 Randolph Rd.
Rockville, MD 20852
(301) 984-5995
Beat Writers: Mark O'Hara,
Mark Tosh

Wire Services:

**Associated Press/
Gordon Beard**
222 St. Paul Place
Baltimore, MD 21202
(301) 539-3524

Frederick News-Post
200 E. Patrick St.
Frederick, MD 21701
(301) 662-1177
Sports Editor: Stan Goldberg
Beat Writer: Stan Goldberg

Hagerstown Morning Herald
100 Summit Ave.
Hagerstown, MD 21740
(301) 733-5131
Sports Editor: Doug Dull
Beat Writer: Doug Dull

Hagerstown Daily Mail
100 Summit Ave.
Hagerstown, MD 21740
(301) 733-5131
Sports Editor: Larry Yanos
Beat Writer: Larry Yanos

Annapolis Evening Capital
213 West St.
Annapolis, MD 21404
(301) 268-5000
Sports Editor: Joe Gross
Beat Writer: Brett Friedlander

Cumberland Times
7-9 Mechanic St.
Cumberland, MD 21502
(301) 722-4600
Sports Editor: Jim Day

Salisbury Times-Square
P.O. Box 1937
Salisbury, MD 21801
(301) 749-7171
Sports Editor: Rick Cullen

Easton Star-Democrat
1 Airport Drive
Easton, MD 21601
(301) 822-1500

Carroll County Times
201 Railroad Ave.
P.O. Box 346
Westminster, MD 21157
(301) 848-4400

**United Press International/
Will Dunham**
1400 Eye St., N.W.
Washington, D.C. 20015
(202) 898-8000

Television — Channel, Affiliation, Address, Sportscasters

WRC-TV
(Channel 4 — NBC)
4001 Nebraska Ave., N.W.
Washington, D.C. 20016
George Michael, Scott Clark

WUSA-TV
(Channel 9 — CBS)
4001 Brandywine St., N.W.
Washington, D.C. 20008
Glenn Brenner, James Brown,
Ken Meace

WJLA-TV
(Channel 7 — ABC)
4461 Connecticut Ave., N.W.
Washington, D.C. 20008
Frank Herzog, Rick Schwartz

WTTG-TV
(Channel 5 — Independent)
5151 Wisconsin Ave., N.W.
Washington, D.C. 20016
Joe Fowler, Steve Buckhantz

WMAR-TV
(Channel 2 — NBC)
6400 York Rd.
Baltimore, MD 21212
Scott Garceau, John Saunders,
Jack Dawson

WBAL-TV
(Channel 11 — CBS)
3800 Hooper Ave.
Baltimore, MD 21211
Vince Bagli, Chris Thomas

WJZ-TV
(Channel 13 — ABC)
Television Hill
Baltimore, MD 21211
John Buren, Keith Mills

WBOC-TV
(Channel 16 — CBS)
Radio-TV Park
Salisbury, MD 21801
Sports Director

WMDT-TV
(Channel 47 — ABC)
P.O. Box 3321
Salisbury, MD 21801
Sports Director

Radio — Affiliation, Address, Broadcaster

WRC (NBC)
4001 Nebraska Ave.
Washington, D.C. 20016
Bob Gotkin

WTOP (CBS)
4646 40th St.
Washington, D.C. 20015
Sports Director

WMAL (ABC)
4400 Jenifer St.
Washington, D.C. 20015
Ken Beatrice

WCAO (ABC)
8001 Park Heights Ave.
Baltimore, MD 21211
Bob Bartel

WBAL (CBS)
3800 Hooper Ave.
Baltimore, MD 21211
Jeff Rimer, Jim West, Stan White

WFBR (ABC)
13 E. 20th St.
Baltimore, MD 21218
Sports Director

WFMD (Independent)
P.O. Box 151
Frederick, MD 21701
Steve Melewski

WMUC (Campus Radio)
Box 99 — Univ. of Maryland
College Park, MD 20742
Sports Director

Maryland Basketball Radio Network

The long lasting relationship between Maryland athletics and WMAL-AM (630) continues, as the Washington-based station will air Terp basketball games throughout the 1986-87 season. Handling the broadcasting chores will be an experienced veteran and a relative newcomer: Johnny Holliday, whose on-air career enters its 30th year; and former Terp guard Greg Manning, a major cog on Maryland powers from 1977-81 and entering his second season behind the microphone.


Holliday is regarded as one of the top play-by-play men in the business. A veteran of 25 years as a sports broadcaster, he enters his eighth season calling the play-by-play for Maryland Basketball listeners. His outstanding career came to a fore in 1984, when ABC selected him to air reports from the Winter Olympics in Innsbruck and recalled him for similar reports from the XXIIIrd Summer Olympiad in Los Angeles. His many major assignments over the years include the World Series, the Masters and U.S. Open Golf Championships, NFL and NBA reports and title boxing matches. Holliday has also handled pregame shows for the NFL's Washington Redskins and has hosted radio and television shows of

Maryland coaches during his affiliation with Terp athletics.

A dedicated humanitarian, Holliday has helped raise more than \$1 million during his 25 years in the area for various charities. He also serves as master of ceremonies and does many banquets and charitable events.

Greg Manning's debut last season as a color commentator was an exceptionally strong one. The former Terp guard is the school's all-time leader in career free throw percentage (85.8 percent), ranks second in career field goal percentage (58.3) and seventh among all-time scorers (1,561 points). During his four years as a player, the Terps posted a 79-42 record, advanced to the NCAA Tournament twice and advanced to the ACC Tournament Championship game twice.

Manning is one of only a handful of players in Terp history to average double-figure point totals for four straight seasons. He is also the only player in ACC history to lead the conference in both field goal and free throw percentage, a feat he accomplished in the 1979-80 season. He averaged 13.2 points per game throughout his four-year career.



Terp play-by-play man Johnny Halliday and color commentator Greg Manning with CBS hoop analyst Billy Packer.

Travel Accommodations

Airports

BALTIMORE - WASHINGTON INTERNATIONAL
NATIONAL — DULLES
TAXI FARES — APPROXIMATE to College Park
NATIONAL AIRPORT — \$15.00
\$1.00 each additional person
BALTIMORE - WASHINGTON INTERNATIONAL
\$25.00 — \$1.00 each additional person
DULLES AIRPORT — \$38.00
\$1.00 each additional person

Limousine Fares to Airport

B.W.I. AIRPORT LIMOUSINE — \$12.00 or two to four people picked up at the same time \$19.00 (441-2345).

NOTE: Listed information and prices are guidelines to assist you during your stay in College Park.

Local Transportation

TAXI — Blue Bird - Yellow 864-7700

Hotels and Motels

CENTER OF
ADULT EDUCATION
University of Maryland
(301) 779-5100
HOLIDAY INN
10000 Baltimore Blvd.
(301) 345-6700
HOLIDAY INN
9137 Baltimore Blvd.
(301) 345-5000
MARYLAND INN
Best Western
8601 Baltimore Blvd.
(301) 474-2800
QUALITY INN
7200 Baltimore Blvd.
(301) 864-5820
ROYAL PINES
Best Western
9133 Baltimore Blvd.
(301) 345-4900
COMFORT INN
9020 Baltimore Blvd.
(301) 441-8110
HAMPSHIRE MOTOR INN
7411 New Hampshire Ave.
(301) 439-3000 (Langley Park)
RAMADA INN
I-95 North
4050 Powder Mill Rd.
(301) 572-7100 (Calverton)
HOWARD JOHNSON'S
Balto. - Wash. Pkwy.
(301) 779-7700 (Cheverly)
MARRIOTT HOTEL
I-495 & I-270
(301) 897-9400 (Bethesda)
HILTON
6400 Ivy Lane
(301) 441-3700 (Greenbelt)
HOLIDAY INN
7200 Hanover Drive
(301) 982-7000 (Greenbelt)
INTERNATIONAL HOTEL
AT BWI
P.O. Box 8741
(301) 859-3300 (Baltimore)

MARYLAND'S NBA DRAFT HISTORY

Player	Year	Team	Round
Gene Shue	1954	Philadelphia	1st
Bob Kessler	1956	Fort Wayne	2nd
Nick Davis	1958	Philadelphia	9th
John Nacincik	1960	Syracuse	3rd
Charles McNeil	1960	New York	5th
Al Bunge	1960	Philadelphia	1st
Jerry Bechtle	1960	New York	15th
Bob McDonald	1961	St. Louis	6th
Jerry Greenspan	1963	Syracuse	3rd
Jerry Ward	1966	Boston	6th
Jay McMillen	1967	Los Angeles	9th
Barry Yates	1971	Philadelphia	8th
Jim O'Brien	1973	Portland	3rd
Bob Bodell	1973	Seattle	10th
Howard White	1973	Washington	14th
Tom McMillen	1974	Buffalo	1st (9th overall)
Len Elmore	1974	Washington	1st (13th overall)
Owen Brown	1975	Phoenix	9th
Tom Roy	1975	Portland	2nd
John Lucas	1976	Houston	1st (1st overall)
Mo Howard	1976	Cleveland	2nd
Brad Davis	1977	Los Angeles	1st (15th overall)
Steve Sheppard	1977	Chicago	2nd
Lawrence Boston	1978	Washington	4th
Larry Gibson	1979	Milwaukee	3rd
Buck Williams	1981	New Jersey	1st (3rd overall)
Albert King	1981	New Jersey	1st (10th overall)
Ernest Graham	1981	Philadelphia	2nd
Greg Manning	1981	Denver	7th
Charles Pittman	1982	Phoenix	3rd
Ben Coleman	1984	Chicago	2nd
Herman Veal	1984	Phoenix	6th
Mark Fothergill	1984	Phoenix	8th
Adrian Branch	1985	Chicago	2nd
Jeff Adkins	1985	Chicago	7th
Len Bias	1986	Boston	1st (2nd overall)

Breakdown:

Total picks — 36

First-round picks — 9

Second-round picks — 6

Teams with most Maryland picks — Philadelphia 5,
Phoenix and
Chicago 4

1952-69 — 11


1969-86 — 25



Charles McNeil



Jerry Greenspan



Steve Sheppard


Terps in the NBA



Adrian Branch
Los Angeles



Ben Coleman
New Jersey



Brad Davis
Dallas



Albert King
New Jersey



Buck Williams
New Jersey

Maryland Basketball Olympians


The ultimate individual reward in amateur athletics is to represent his or her country in international competition. And with the right timing, talent and dedication, international competition can mean participation in an Olympiad. Three Maryland basketball players have been fortunate enough to represent the United States at such a level, allowing Maryland Basketball to gain representation in three of the last four Olympiads.

Tom McMillen—Maryland's No. 4 career scorer and cornerstone to the highly successful Terp teams from 1973-75, McMillen represented the U.S. in 1972, when Coach Henry Iba's team earned a Silver Medal. An Oxford Scholar who spent 10 seasons in the NBA, McMillen was recently elected Congressman of Maryland's 4th District.

Steve Sheppard—Known as the "Bear" to Maryland fans for his ferocious play on three nationally ranked teams during the mid-'70s, Sheppard played for North Carolina coach Dean Smith's gold-medal winning 1976 Olympic squad. Sheppard helped the United States to a clean sweep of competition in the Montreal Games, and later played for the Chicago Bulls in the NBA.

Buck Williams—Ranked second only to Len Elmore among all-time Maryland rebounders, Williams was a member of the 1980 Olympic Team. That squad, along with all other U.S. teams, did not participate in that summer's Moscow Olympics, but won four of six games against various NBA All-Star teams and defeated the 1976 gold-medal winning American team. Williams is a perennial All-Star with the New Jersey Nets of the NBA and was voted the league's Rookie of the Year after the 1981-82 season.

All-America Profiles



John Lucas

6-4 Guard
1972-76

A consensus two-time All-America (junior and senior seasons) . . . A four-year starter at Maryland, where he is the only player in Terp history to be named first-team All-ACC three straight years . . . Maryland's all-time leading scorer from 1976 until 1981, when Albert King surpassed his total of 2,015 points . . . All-time school assist leader until last February, when Keith Gatlin passed his total of 514 . . . Now ranks fourth among all-time Terp scorers, second among all-time assist men and eighth in all-time free throw percentage . . . Served as point guard for Maryland during its finest seasons, leading the Terps to a No. 8 ranking in 1973, a No. 4 ranking in 1974 and No. 5 in 1975 . . . Also saw a bit of action at forward as a junior and senior, when Brad Davis played the point . . . Also a standout in tennis; Lucas won the ACC Singles Crown as a junior and senior and the Doubles Tournament as a sophomore . . . The first pick overall in the 1976 NBA Draft by the Houston Rockets . . . Spent nine NBA seasons with Houston and Washington.

Career Stats.	FG Pct.	FT Pct.	Asst.	Reb.	Pts.	Avg.
Freshman	.538	.703	178	83	425	14.2
Sophomore	.511	.753	159	82	564	20.1
Junior	.549	.836	91	100	469	19.5
Senior	.511	.778	86	109	557	19.9
Totals	.518	.778	514	374	2015	18.3



Charles (Buck) Williams

6-8 Center/Forward
1978-81

Earned All-America honors as a junior during the 1980-81 season, when he averaged 15.6 points, 11.7 rebounds and shot a school-record 64.7 percent from the floor . . . Associated Press All-American after earning honorable mention from the wire service and UPI as a sophomore . . . Ranks second to Len Elmore among career Maryland rebounders with 928—and would have placed fifth in ACC history if those three-year totals had been projected for four years . . . Ranks ninth among all-time ACC boardsmen who had three years of action . . . Ranks as Maryland all-time leader in field goal percentage, shooting a phenomenal 61.5 percent from the floor over his career . . . Led the ACC in rebounding as a freshman, finished third as a sophomore and second as a junior . . . A second-team All-ACC pick twice (1980 and 1981) . . . A selection on the 1980 United States Olympic team, a squad that did not participate in the Moscow Olympiad but won four of six games against various NBA All-Star teams . . . His defensive performances against Virginia's Ralph Sampson are legendary, and a major reason why the Terps registered a 25-15 mark against ACC opponents during his time at Maryland . . . Left after his junior season and applied for the NBA Draft as a hardship case . . . Was the third pick overall in the 1981 NBA Draft, and is entering his sixth season with the New Jersey Nets.

Career Stats.	FG Pct.	FT Pct.	Asst.	Reb.	Pts.	Avg.
Freshman	.583	.550	18	326	300	10.0
Sophomore	.606	.664	27	242	371	15.5
Junior	.647	.637	31	363	482	15.6
Totals	.615	.623	76	928	1153	13.6



Vital Numbers (Area Code 301)

Basketball Coach Bob Wade: 454-2126

Football Office: 454-2125

Athletic Director's Office: 454-4705

University Information: 454-3311

Athletic Ticket Office: 454-2121

Sports Information Office: 454-2123

Jack Zane, Director: 864-4076

Maryland Basketball 1986-87

Produced by the Maryland Sports Information
Department

Written, Edited and Designed by John Hawkins

Cover Photography: Larry Crouse

Photographs by Larry Crouse, Brian Lewis and
Matt Wascavage

Special thanks to University Printing and Tim
Burton, whose historical exploration proved
immeasurable

Color separation by Sun Crown



MARYLAND