



**MARYLAND  
BASKETBALL  
1986-87**



### 1986-87 Schedule

Date	Opponent	Site	Time
Dec 27	Winthrop	Home	8 PM
29	Fairleigh Dickinson	Home	8 PM
31	Notre Dame	Home	7 PM
Jan 3	N C State	Away	7 PM
5	Towson	Home	8 PM
8	North Carolina	Away	9 PM
10	Virginia	Home	4 PM
14	Duke	Home	8 PM
17	Clemson	Away	4 PM
19	Bucknell	Home	8 PM
21	West Virginia	Home	8 PM
24	Old Dominion	Away	7:30 PM
28	James Madison	Away	7:30 PM
Feb 1	Georgia Tech	Away	3 PM
2	Wake Forest	Away	8 PM
4	Clemson	Home	8 PM
7	Duke	Away	4 PM
10	Georgia Tech	Home	9 PM
14	North Carolina	Home	4 PM
16	Central Florida	Home	8 PM
18	Maryland Baltimore County	Home	8 PM
22	Wake Forest	Home	4 PM
25	N C State	Home	8 PM
27	Maryland Eastern Shore	Home	8 PM
Mar 1	Virginia	Away	3 PM
6-8	ACC Tournament	Landover, Maryland	

## Table of Contents

<p><b>Section I: Administration and Coaching Staff</b> ..... 5</p> <p>Assistant Coaches ..... 10</p> <p>Athletic Department Biographies ..... 11</p> <p>Athletic Director — Charles F. Sturtz ..... 7</p> <p>Chancellor — John B. Slaughter ..... 6</p> <p>Cole Field House ..... 15</p> <p>Conference Directory ..... 16</p> <p>Head Coach — Bob Wade ..... 8</p> <p>President — John S. Toll ..... 6</p> <p>Support Staff ..... 14</p> <p><b>Section II: The 1986-87 Season</b> ..... 17</p> <p>Composite ACC Schedule ..... 31</p> <p>Comprehensive Stats — Returning Players ..... 30</p> <p>Dickerson, David ..... 22</p> <p>Holland, Pat ..... 29</p> <p>Hood, Steve ..... 25</p> <p>Johnson, John ..... 23</p> <p>Karver, Mark ..... 25</p> <p>Kasoff, Mitch ..... 26</p> <p>Lewis, Derrick ..... 20</p> <p>McCoy, Teyon ..... 26</p> <p>Nared, Greg ..... 24</p> <p>Nevin, Phil ..... 27</p> <p>Opponent Capsules ..... 32</p> <p>Powell, Ivan ..... 27</p> <p>Preview of 1986-87 ..... 18</p> <p>Results vs. 1986-87 Opponents ..... 38</p> <p>Reyes, Andre ..... 28</p> <p>Worstell, Tom ..... 29</p>	<p><b>Section III: The 1985-86 Season</b> ..... 51</p> <p>ACC Standings and Statistics ..... 58</p> <p>Final Statistics, 1985-86 ..... 54</p> <p>Game-by-Game Scoring ..... 56</p> <p>Game Highs — Individual and Team ..... 57</p> <p>Game Leaders and Results ..... 54</p> <p>Maryland Hoopourri: Past and Present ..... 60</p> <p>Points Per Possession ..... 58</p> <p>Season in Review ..... 52</p> <p>Stat Key ..... 55</p> <p>Team Breakdowns ..... 55</p> <p><b>Section IV: Achievements, Awards and Records</b> ..... 62</p> <p>All-ACC Selections ..... 63</p> <p>All-America Profiles ..... 64</p> <p>All-Time Leaders ..... 66</p> <p>Award Winners ..... 68</p> <p>Close Games ..... 64</p> <p>Cole Field House Records ..... 78</p> <p>Lettermen — All-Time ..... 80</p> <p>Maryland Graduates as Division I Head Coaches ..... 79</p> <p>Maryland Invitational Tournament ..... 70</p> <p>NBA Draft History ..... 83</p> <p>NBA Players — Active ..... 84</p> <p>Olympians ..... 84</p> <p>Postseason History ..... 67</p> <p>Records — All-Time ..... 73</p> <p>Year-by-Year Leaders ..... 72</p> <p>Year-by-Year Scores ..... 74</p>
---	---

**Founded:** 1807

**Enrollment:** 30,556 full-time undergraduates

**President:** Dr. John S. Toll

**Chancellor:** Dr. John B. Slaughter

**Athletic Director:** Charles Sturtz/(301) 454-4705

**Conference:** Atlantic Coast

**Years in ACC:** 33

**Nickname:** Terrapins (Terps)

**Colors:** Red, White, Black and Gold

**Arena:** Cole Field House (14,500)

**Faculty Chairman, Athletics:** Dr. Betty F. Smith

**Sports Information Director:** John W. (Jack) Zane

**Sports Information Phone:** (301) 454-2123/454-2700

**Sports Information Address:** P.O. Box 295, College Park,  
Md. 20740 (Room 1145)

**Ticket Office:** (301) 454-2121/(800) 492-0704 in state

**Athletic Department Physician:** Dr. Stanford Lavine

**Athletic Department Trainer:** J.J. Bush

**Basketball Coach:** Bob Wade

**Assistants:** Ron Bradley, Oliver Purnell, Jeff Adkins

**Wade's Record at Maryland:** First season

**Basketball Office Phones:** (301) 454-2126

**1985-86 Record:** 19-14/6th in ACC

**All-time Record:** 893-673 (.570)

**Overall ACC Regular-Season Record:** 226-215 (.512)

**ACC Championships:** Two

**Top 10 in Polls:** Nine

**20-victory Seasons since ACC Inception:** 12

**Winning Seasons since ACC Inception:** 25

**Most Victories, Season:** 27 in 1971-72

**Most Consecutive Victories:** 14, 1959 to 1960

**Most Losses, Season:** 21 in 1941

**Most Consecutive Losses:** 22, 1940 to 1941

**NCAA Tournament Appearances:** Nine

**NCAA Tournament Record:** 12-9

**All-ACC Selections:** 40

had never seen play, led the first Terp squad comprised entirely of Millikan recruits, a group that included Bob Kessler, John Sandbower, Ralph Greco, Tom Young and Ronnie Brooks. In becoming an All American and Maryland's high-visibility basketball star, Shue scored 1,397 points in three seasons, a school record that stood until McMillen surpassed the total 20 years later. After a 10-year NBA career that included two All-Pro selections, Shue enjoyed a successful NBA coaching career in Baltimore, Philadelphia, San Diego and Washington.

Millikan followed up the national ranking with four straight winning seasons. His Terps achieved the pinnacle of success in 1957-58, when they captured the school's first ACC Tournament Championship with victories over Virginia, Duke and North Carolina. Advancing to the NCAA Tournament, the Terps defeated Boston College in the first round of the East Regional, then lost to powerful Temple in the Regional semifinals. Maryland rebounded to defeat Manhattan in the consolation game, capping their best season to date (22-7) with a No. 6 ranking in the final national poll. Members of one of Maryland's finest teams ever included Al Bunge, Charles McNeil, Nick Davis and John Nacincik, all of whom were later NBA draft picks.

An inconsistent stretch ensued. Millikan's Terps fell to 10-13 in 1958-59, rebounded for a pair of winning seasons, then suffered through three straight losing campaigns before going 18-8 in 1964-65. Millikan got one more winning season (14-11 in 1965-66) before stepping down after the 1966-67 season. Frank Fellows, a member of Millikan's first team at Maryland, succeeded him, but lasted only two seasons, as athletic director Jim Kehoe oversaw a transfusion to the program and hired Charles "Lefty" Driesell in the spring of 1969.



*Terp coach Bud Millikan (with ball) won 241 games in 17 seasons at Maryland and captured the first ACC Tournament Championship in 1958. Here, he poses with his 1966-67 starting lineup, including Joe Harrington (3rd from left), the current George Mason coach, and current Ohio State mentor Gary Williams (far-right).*

Flamboyant and outspoken, Driesell had led Davidson College to six 20-victory seasons and four Top 10 rankings since 1960. And in rebuilding the Terps through a pair of mediocre seasons amid intense fanfare, an unparalleled brand of enthusiasm swarmed Maryland Basketball. In 1972, Driesell's Terps flourished, going 27-5 with McMillen and Elmore and capturing the National Invitational Tournament championship. Crowds of 3,000 became sellouts in the 14,500-seat Cole Field House as Driesell established Maryland as a national power. An era had been conceived.

The 1972 NIT crown ignited a 15-year period of excellence. Driesell led Maryland to 321 victories (23.0 wins per season) 10 seasons of at least 20 victories and eight NCAA Tournament appearances. Six All-Americans emerged from 1972 to 1986:

McMillen, Elmore, John Lucas, Buck Williams, Albert King and Len Bias. The Terps finished in the Associated Press Top 20 eight times during the era, won an ACC Tournament Championship in 1984 and advanced to the league finals six times. In college basketball's toughest conference, the Maryland basketball program had established itself as a prominent, consistent force.

The beginning of a new era marks the 1986-87 season. The task of expanding upon the rich tradition of Maryland Basketball falls to Bob Wade, whose success at Baltimore-Dunbar High School is matched by few. Undoubtedly, the tradition will continue to grow. From the days of primitive exhibitions and rugged scrimmages, it has done just that.

## A Tradition of Success

Season		Final Season Ranking
1969-70	13 wins	Will Hetzel's Shot at Buzzer Beats Duke 52-50
1970-71	14 wins	Beat #2 South Carolina
1971-72	27 wins	*NIT Champs—Beat Niagara 100-69, ACC Finals .....
1972-73	23 wins	NCAA Tournament—Final 8, ACC Finals .....
1973-74	23 wins	NIT Invitation—ACC Finals .....
1974-75	24 wins	NCAA Tournament—Final 8—Only Team to Score .....
		100 points in Cameron Indoor Stadium, Beat Duke 104-80, Beat N. Carolina 96-74 for Worst Defeat Ever in Carmichael Auditorium
1975-76	22 wins	NIT Invitation .....
1976-77	19 wins	NIT Invitation—Maryland Invitational Champs—Won 3 of 4 games on "Tobacco Road"
1977-78	15 wins	Maryland Invitational Champs—Tip-off Tournament Champs
1978-79	19 wins	NIT Tournament—Beat #1 Notre Dame, Beat Duke, Beat #4 N.C. State
1979-80	24 wins	NCAA Tournament—Final 16—ACC Finals .....
1980-81	21 wins	NCAA Tournament—Final 16—ACC finals .....
1981-82	16 wins	NIT Tournament—Beat #1 Virginia in OT
1982-83	20 wins	NCAA Tournament—Beat National Champs—N.C. State Twice, Beat #2 North Carolina, Beat #3 UCLA
1983-84	24 wins	*ACC Champs—NCAA Tournament—Final 16 .....
1984-85	25 wins	NCAA Tournament—Final 16—Beat #2 Duke .....
1985-86	19 wins	NCAA Tournament—Beat #1 North Carolina Twice

## *Administration and Coaching Staff*



# Dr. John S. Toll

President

As president of a major research University with five campuses and 88,400 students worldwide, John S. Toll is dedicated to strengthening excellence in teaching, research, and public service. Under his leadership, the University has developed programs of high quality, has attracted outstanding faculty and students, and has built partnerships with industry, government, schools, and other institutions.

In the past few years, milestones in the University's progress have included two Pulitzer Prizes for faculty members and important developments in medical research and treatment, in biotechnology, and in many other areas, among them:

- The National Science Foundation awarded the College Park campus a \$16 million grant to establish a Systems Research Center, one of six national centers of excellence in engineering.
- The University's Center of Marine Biotechnology, located in Baltimore, has received a \$6.695 million, five-year federal grant.
- The U.S. Department of Education awarded the College of Education a \$6.5 million, five-year grant to establish a Center for Research on Postsecondary Education Management and Governance.
- Philanthropic support for academic programs at the University has reached a new high of over \$12 million annually.
- The arts flourish at Maryland, including the highly acclaimed Handel Festival; the traveling performances of "Shakespeare



on Wheels," and the world renowned University of Maryland Piano Festival and William Kapell Competition.

John Toll graduated from Yale with highest honors and earned his advanced degrees in physics at Princeton. During his distinguished career as a theoretical physicist and educator, for 12 years he chaired the physics department at the College Park campus and led it to national prominence. He then served as president of the State University of New York at Stony Brook from 1965 to 1978, when he returned to Maryland to become the University's 22nd president. An avid jogger and tennis player, Dr. Toll and his wife Deborah have two daughters.

(If you would like to learn more about the University of Maryland under the leadership of Dr. Toll, write for his 1985-86 annual report to: The University of Maryland Central Administration, Office of University Publications, 3300 Metzert Road, Adelphi, MD 20783.)



John Brooks Slaughter, the third Chancellor of the College Park Campus, is a distinguished scientist and a dedicated humanitarian as well as an able administrator. His research specialties are in the fields of electrical engineering and computer systems. His accomplishments in these fields have brought him high recognition. He is a Fellow in the Institute of Electrical and Electronic Engineers and the American Association for the Advancement of Science. He holds membership in the National Academy of Engineering, was selected U.C.L.A. Engineering Alumnus of the Year (1978), received the Distinguished Service Award from the National Science Foundation (1979), and was recognized for Distinguished Service in Engineering by Kansas State University (1981).

# Dr. John Brooks Slaughter

Chancellor

Since his undergraduate days Dr. Slaughter has been active in humanitarian affairs. As chapter president of Zeta Sigma Lambda Chapter of Alpha Phi Alpha Fraternity, Inc., (San Diego) from 1957 to 1959 he participated in cultural, social, and educational activities directed toward the enhancement of the black community in San Diego. As president of the Board of Directors of the San Diego Urban League he was concerned with providing equal opportunities in education, employment, housing, and social services.

Prior to assuming his responsibilities at the University of Maryland he served as Academic Vice President and Provost at Washington State University and as Director of the National Science Foundation. In his inauguration address to the College Park campus on May 3, 1983, he set the course for his administration: "I want to see this campus continue its vigorous pursuit of academic excellence while reaching out to a more diversified student body. I want the University of Maryland at College Park to set a national standard for excellence and equality. As we pursue these goals, we must also enhance our contributions to the State. Finally, I am committed to a university that is a community, a community that takes pride in itself and touches each person involved in the campus with pride."

# Charles F. Sturtz

## Acting Athletic Director



In appointing vice chancellor Charles F. Sturtz as acting director of athletics on October 7, 1986, University of Maryland Chancellor John B. Slaughter established an immediate foundation of administrative excellence—and a commitment to the future of athletic/academic prosperity—within one of the university's more viable and visible departments.

Sturtz, 50, officially assumed the position November 2, 1986, succeeding Richard M. (Dick) Dull. He will hold all responsibilities as vice chancellor during his athletic directorship, until a permanent successor to Dull is appointed. A national search will be conducted by a committee to be appointed by Dr. Slaughter.

Until then, consider the department to be in extremely capable hands. A man with an extensive background in administrative and financial management, Sturtz' prowess in such affairs has received substantial acclaim. As vice chancellor in charge of administrative

affairs at Maryland, Sturtz enhanced his reputation as a top-level supervisor by successfully overseeing a budget that reached \$60 million in 1986, a budget encompassing more than a dozen departments and 1,100 employees.

Quite simply, Sturtz' credentials discount the proclivity that athletic directors—even those on a temporary basis—must evolve from athletic backgrounds. "My task (as AD) is straightforward," he says. "It is my responsibility to examine the areas of departmental operation, and to determine with the assistance of my associates if the department is effectively managed and administered. I believe it my task to set the program on proper course, and to establish operating procedures that will keep it that way."

Sturtz' theories for administrative management are based upon a steadfast commitment to well-defined purposes, and to see that the department has a definitive mission to state-of-practice technology. In instigating the use of computers, word processors and other high-tech apparatuses within many university departments, Sturtz seeks a previously unmatched level of efficiency in administrative operations. Among other things, Sturtz hopes to use that technology to usher in a new era of Maryland Athletics. "In terms of advanced technology, we need it here," he says from his new office. "We need to dedicate ourselves to improvement. An institution that wants to be among the best in its academic disciplines must continue to make technological progression in the administrative process."

Sturtz' responsibilities since assuming the duties of vice chancellor (administrative affairs) on October 24, 1982 are as expansive as they are crucial. A nationally recognized innovator in the field of administrative management, it was his ability to define programs using creative mechanisms which has enabled the construction of new dormitories, parking, and research financing. At Sturtz' insistence, the university has taken steps toward an advanced telecommunications system, involving not only word processing and computing but a telephone system replacement project as well.

It was Sturtz' polished record as a top-level administrator—and the innovative procedures he used to achieve such a status—that influenced Dr. Slaughter's choice to revamp the athletic program. "We had discussed several aspects of intercollegiate athletics," he says, "and he (Slaughter) popped the question of whether I'd be interested in assuming the responsibilities of interim athletic director. While I obviously had no previous experience in the field, I was confident that I had the necessary skills and experiences to direct the department on an interim basis."

As temporary AD, Sturtz' top priorities include:

- Conducting a review of the department's financial status.
- Strengthening the department's managerial structure.
- Facilitating a review of the academic task force recommendations.
- Establishing a secure foundation for the new athletic director. "He should be able to step right in and go," Sturtz says.

Born August 26, 1936, in Bucyrus, Ohio, Charles F. Sturtz earned a Bachelor's Degree in Political Science, Business and Economics from Wittenberg University (Springfield, OH) in 1958. In 1961, he received a Master's Degree in Public Administration from Wayne State University, and has completed the course work for his Ph.D. since arriving at Maryland in 1982.

In 1964, Sturtz accepted employment with the Michigan State Government as a budget analyst. Two years later, he became chief for educational programs. He became director of Michigan's budget division in 1970, and was elevated to assistant director of the Department of Management and Budget in 1974. A director at the age of 34, Sturtz admits he might have become a bit restless after 10 years. "I was at the top of the organization," he says, "and I couldn't imagine myself serving as budget director for 30 years."

Possessing an interest in public administration and a background in educational funding, Sturtz accepted employment at Wayne State as Vice President for Business and Finance in 1975. He would assume several upper-level titles and a myriad of administrative responsibilities during his seven years at WSU, including Treasurer, Senior Vice President for Administration and Finance and Executive Vice President. His financial ingenuity and foresight earned him rave reviews: Enlistment in the current "Who's Who in the East" after inclusion in "Who's Who in the Midwest" from 1980-82; selection as one of the Outstanding Young Men in America in 1971; and recognition by the Michigan State Legislature for outstanding service to the citizens of that state in 1982. "I've been very fortunate in that I've been recognized for some of the things I've accomplished," he says. "In terms of single contributions, I think the sum of my work experience has been what has received recognition."

A no-nonsense administrator who admits he "doesn't like surprises," Sturtz enjoys camping, gardening, spy and historic novels, golf and softball in his spare time. He is married to the former Judith Flook and has five children: Michael, 25, a graduate of Western Michigan (Printing Management); Mark, 23, a graduate of Michigan State (Business Administration); Matthew, 22, a graduate of Western Michigan who plans to enter Law School next fall; Chris, 17, a student at nearby Springbrook High; and Karen, 15, also a student at Springbrook.



## Robert P. "Bob" Wade

### Head Basketball Coach

To get an initial feel for the man who is Bob Wade, to acquire a sense of his steadfast drive toward success and commitment to excellence, one needn't look much further than at a list which appeared in the tournament program of the 1983-84 King Cotton Holiday Classic.

It is a docket a half-page deep in small type, with more than two dozen names of young men who played for Wade at Baltimore's Dunbar High and went on to play college basketball. A few of the fellas' names are spelled incorrectly in the program, but the point is as plain as the nose on your face: Bob Wade made basketball at Dunbar High at national happening, a link between East Baltimore's asphalt playgrounds and our nation's top universities.

On October 30, 1986, after 11 years and 272 victories at Dunbar, Wade embarked upon a new frontier. The challenge of restoring the Terrapin basketball program, the task of pushing Maryland to the forefront of athletic and academic excellence. Chancellor John B. Slaughter's announcement of Wade as the first black basketball coach in Atlantic Coast Conference history was surprising, bold and imaginative. "All the things I wanted to see in a basketball coach were embodied in Bob Wade," Slaughter said upon the announcement of Wade as the sixth head basketball coach in Maryland history. "His emphasis on academic attainment is completely in consonance with what we put into place."

Certainly, the man comes to Maryland with glimmering credentials. His Dunbar programs dominated Baltimore basketball, enveloping the city in a sense of pride and accomplishment and procuring its stature as one of the nation's top pools of young talent. The Poets went on a remarkable 272-24 during Wade's 11 years at Dunbar—a phenomenal .919 winning percentage. Included during that tenure were five top 10 and three No. 1 national high school rankings (1983, 1984, 1985) and nine MSA A Conference championships. And his 1982-83 team, a roster blessed with standouts Reggie Williams (now at Georgetown), Tyrone Bogues (Wake Forest), Tim Dawson (George Washington) and Michael Brown (Clemson), is considered by many to be the finest high school basketball team ever.

But Wade's reputation as a winner ventures much deeper than any won-lost record. It encapsulates the maturation of young men, the preparation for the future and the understanding of what it takes to succeed. Dunbar players were required to spend two

hours daily in his mandatory study hall (one hour during the season), and all players were to complete their classroom obligations before partaking in his dominant basketball program. An academic adviser had an office adjacent to Wade's "classroom," and was instructed to pull a student off the court if a review of schoolwork was necessary. It was the Wade Way: conscientious, disciplined, communicative. "He wants them to know they need something to fall back on," said Geraldine West, who served as Wade's academic adviser and is head of the Dunbar mathematics department. "He tells them that not everyone is going to be a pro star. Sports are a means to get a diploma."

On the court, his Dunbar teams were a poetic symphony of hoop pulchritude. They diminished the opposition with a fullcourt transition game, suffocating teams with a choking pressure defense and devastating fastbreak. Wade was not blessed with exceptional height through his years at Dunbar. Instead, he utilized athletic ability and intense discipline—and that explosive, end-to-end transition—to force teams into submission. "He gets a lot out of the kids," said Loyola College coach Mark Amatucci, another Baltimore high school mentor who has made the step to college basketball. "The kids believe in him because he's had winning results. He is a very disciplined, structure-type person when it comes to running a basketball team."

When it comes to running a basketball team, few have done it better. Wade sent 36 of his players on to play college basketball, and every Dunbar senior since 1978 has gone on to participate at an NCAA level. The list of Wade pupils who have gone on to achieve success at the Division I level is extensive: Ernest Graham at Maryland; Williams and David Wingate of Georgetown; Dawson at George Washington; 5-foot-3 point guard extraordinaire Bogues at Wake Forest; Reggie Lewis at Northeastern; Brown at Clemson; Herman Harried at Syracuse; Gary Graham at Nevada-Las Vegas; Steve Wallace at Missouri; Dwayne Wallace at Pittsburgh; Terry and Perry Dozier, Keith James and Derrick Lewis, all at South Carolina; and Kevin Woods at Tennessee are to name the core of the group. "My concern is for the child," says The Coach. "If he is able to receive an athletic scholarship from this program and go on to better himself in life, than I think it's worthwhile."

Wade also served as football coach and athletic director during his tenure at Dunbar. In leading the football Poets to four straight MSA championship games and two MSA titles, he further established his abilities to push young men to excellence. "Bob is the right man for any kind of job," said longtime friend, MSA rival and former boss Pete Pompey, the head football coach at Baltimore-Edmondson. "He is a man who can turn Maryland around."

But it was on the basketball court where Wade instilled national prominence. He went 12-6 in his first season, then won his first MSA A title the following year (1976-77) with a 23-1 record. Three straight MSA titles ensued, and in 1981-82, with Wingate, Williams and Bogues, Wade led Dunbar through an incredible four-year streak which included a 119-1 record, the three mythical national championships and four more MSA crowns.

Wade turned down several offers to become an assistant coach at a college program with national presence, electing instead to stay in Baltimore and at Dunbar with his wife of 20 years, Carolyn, and sons Daryl, a sophomore at the University of South Carolina, and Darion, 10. But when the chance to take the head position at Maryland arose, Wade admits he "was in a state of disbelief when they offered me the job. I'm honored and elated."

Born in Baltimore on December 9, 1944, Robert Purnell Wade grew up just a few blocks from the school where he would later assume a longtime athletic role. He attended Dunbar High, where he played football and basketball. As a sixth man in basketball, Wade played for the legendary William F. "Sugar" Cain, the man whom he later succeeded as basketball coach.

Wade went on to attend Morgan State University, where he earned his Bachelor's and Master's Degrees in Physical Education



and learned the values of communication and discipline. At Morgan State from 1963 to 1966, he concentrated on football and starred as a defensive back for the Golden Bears, who lost just four games during his four seasons. He was drafted by the NFL's Baltimore Colts in the 15th round of the 1967 Collegiate Draft and spent four years in the NFL, with the Washington Redskins, Pittsburgh Steelers and Denver Broncos. A wrist injury in 1971 cut short his playing career; Wade returned to the Baltimore area, first as a teacher at Clarksville Middle School (Howard County) for one year, then as an assistant to Pompey at Edmondson from 1972-75. In September, 1975, Wade assumed his roles at Dunbar.

"I hope the marriage between Bob Wade and Maryland will be a tremendous one," The Coach said on the day of his appointment.

If his tenure at Dunbar was the courtship, the marriage should be a long and prosperous one.

## Reaction to the Hiring of Bob Wade:

"He ran a class program at Dunbar. He had discipline. The kids were disciplined. Maryland will be disciplined with a capital D."

— Minnesota coach Clem Haskins

"As far as coaching, he can work right into that. The basketball end of it, I think he can click right along. The recruiting will be something he has to learn. It isn't easy."

— Miami (Fla.) coach Bill Foster

"He is an excellent coach, very knowledgeable, as good as they come out of high school."

— Syracuse coach Jim Boeheim

"I have always had a great deal of respect for Bob as a coach and a man. I think, provided with the proper opportunity, he will be successful. I think he's going to be."

— Georgetown coach John Thompson

## Q & A with Maryland Coach Bob Wade

**Q.** In regard to Chancellor John B. Slaughter's choice of you as Maryland's new basketball coach, much was made of the transition from the high school to college level. What facet of the transition do you see as the most difficult?

**Wade:** The most difficult thing for me has been learning and getting a grasp of the various departments on campus. As far as recruiting goes, I don't feel I'll be at a disadvantage. I've been through the wars with the kids I had at Dunbar. I haven't been out on the road like the others have, but I know what to expect. The only other thing might be the strategies of coaches around the ACC, but there's so much videotape available that I can't see that as a problem.

**Q.** What does Maryland's belated practice start and regular season mean to you and the ballclub?

**Wade:** Since this is my first experience at this level, the late start really doesn't have that much effect on me. As for the youngsters, I'm not sure I can really speak for them, but I know there's a sort of void in their lives because they're used to starting practice in October. As for Bob Wade, I always started in November and coached football up until then, so it doesn't make that much difference.

**Q.** How did your NFL background help you at Dunbar, and how will it help you here at Maryland?

**Wade:** It allows me to relate to the youngsters in a positive manner. I've been to the top. I've seen guys come into the NFL heralded and acclaimed, then get hurt and have nothing to fall back on. I was one of those guys, but I had a

## Bob Wade Profile

FULL NAME: Robert Purnell Wade

AGE: 42

DATE OF BIRTH: December 9, 1944

BIRTHPLACE: Baltimore, Maryland

MARRIED: To the former Carolyn Edwards of Baltimore on July 16, 1966.

CHILDREN: Daryl, 19, a sophomore at the University of South Carolina; and Darion, 10.

EDUCATION:

— Dunbar High, Baltimore, Maryland, 1963.

— Morgan State University, Baltimore, 1967. Earned Bachelor of Science degree and later achieved Master's equivalent in Physical Education.

ATHLETIC EXPERIENCE:

— Played football and basketball at Dunbar High.

— Four-year letterman defensive back at Morgan State, 1963-66.

— Drafted in the 15th round of the 1967 NFL Draft by the Baltimore Colts.

— played in the NFL with Pittsburgh (1968), Washington (1969) and in the AFL with Denver (1970-71).

COACHING EXPERIENCE:

— Eleven years at Dunbar High, Baltimore. Coached varsity football and basketball. Led the basketball program to a 272-24 record, three mythical national championships and nine MSA A Conference titles. From 1981 to 1985, his Dunbar basketball teams went a combined 119-1.

DUNBAR COACHING RECORD:

Year	Record
1975-76	12-6
1976-77	23-1
1977-78	24-3
1978-79	23-0
1979-80	24-3
1980-81	24-3
1981-82	29-0
1982-83	31-0
1983-84	30-0
1984-85	29-1
1985-86	23-7
Totals	272-24

degree and I made the most of my opportunity. Having something like an education to fall back on is of the utmost importance. I use myself as an example to the kids. I preach to them the values of academics and speak from personal experience.

**Q.** What was your first reaction to being offered the Maryland coaching job?

**Wade:** I was shocked, elated and honored to have ever been mentioned with some of the candidates who were rumored to be considered for the job. But after the shock wore off and I realized the situation was true, I got back to my life. We have a long way to go.

**Q.** During your latter years at Dunbar, your on-court philosophies closely resembled those of Georgetown coach John Thompson: pressure defense, transition offense, an end-to-end, athletic floor game that relied on speed and quickness. Will that be possible at Maryland?

**Wade:** I certainly like playing basketball at an up-tempo pace, but one of the more important aspects of coaching is adjusting to the talent he has. I'm hoping that, if the transition game isn't there for us during certain points of the season, then we can be mature enough to run our halfcourt offense efficiently. Defensively, we're going to have to get after some people if we're to be OK. If we do that, we'll be competitive.

## ASSISTANT COACHES

The senior member of head coach Bob Wade's assistant staff, Ron Bradley begins his sixth season at Maryland and fourth season on a full-time basis, having served as a volunteer assistant to Lefty Driesell from 1981-83. Prior to his arrival in College Park, Bradley was head coach at alma mater Eastern Nazarene, where he led the Crusaders to a 96-51 record and four NCCAA District championships.

During Bradley's tenure as a full-time assistant at Maryland, the Terps have won 68 of 102 games (66 percent) and captured an ACC Tournament Championship (1984). His extensive educational background includes a Bachelor of Arts degree in Psychology/History from Eastern Nazarene and a Master's in Physical Education from Bridgewater State (Mass.) College. Bradley is currently pursuing his Ph.D. in Sports Psychology at Maryland, a program he enrolled in shortly after accepting the Terp volunteer position in 1982.

A four-year letterman in basketball at Eastern Nazarene (1969-73), Bradley ranked among the top 15 NAIA scorers in the nation twice and was a three-time honorable mention All-America selection by AP and UPI. Playing for his father, Carroll F. Bradley, who has since returned as coach at Eastern Nazarene, Ron scored 2,649 points in 107 games (24.8 ppg) and was drafted by the ABA's New York Nets as a junior-eligible in 1972.

Bradley played for several Boston-area semipro teams from 1973-76, then accepted the head coaching position at Eastern Nazarene. His Crusaders won 20 or more games twice and captured the NCAA Regional Championship in 1979. Married to the former Denise Smith of Salisbury, the Bradleys have two children: son Brad, 8, and daughter Katlin, 2. He was born in Springfield, Massachusetts on February 9, 1951.



**Ron Bradley**  
**Eastern Nazarene '73**  
**Sixth Season at Maryland**  
**11th Season Overall**

After 14 seasons of direct association with the basketball program at Old Dominion, Oliver Purnell begins his second season as an assistant at Maryland. Recognized as one of the top recruiters on the East Coast, Purnell played a major role in establishing ODU as one of the better programs in the Atlantic Coast region and has teamed with fellow assistant Bradley to give Maryland its second straight solid recruiting year.

A 1975 graduate of Old Dominion and a sixth-round pick of the Milwaukee Bucks in that year's NBA Draft, Purnell was a three-year starter at point guard for the Monarchs. As a senior, he captained ODU to the Division II National Championship with a 25-6 record. He scored 1,090 points during his three seasons and still ranks fifth on the ODU all-time assist list with 474.

Purnell joined the Monarchs' coaching staff as a graduate assistant in 1975, after earning his Bachelor's degree in Health and Physical Education. He spent two years on the ODU staff as a grad assistant, earning his Master's in Administration in 1978. He was made a full-time assistant in 1977; in 1980, he was named top assistant coach. During Purnell's 10 years at Old Dominion, the Monarchs were 196-99 and made nine postseason appearances.

Born May 9, 1953 in Berlin, Maryland, Purnell's wife, the former Vicky Wise, graduated from Maryland in 1975 with a Bachelor's degree in music and worked in the Admissions Office for two years following graduation. They have two daughters: Olivia, 3; and Linsay, 1.



**Oliver Purnell**  
**Old Dominion '75**  
**Second Season at Maryland**  
**12th Season Overall**



**Jeff Adkins**  
**Maryland '85**  
**Second Season at Maryland**  
**Second Season Overall**

A four-year letterman at Maryland and the Terps' all-time leader in consecutive games played with 128, Jeff Adkins begins his second season on the Maryland coaching staff. Adkins joined the staff in September 1985 as a graduate assistant to Lefty Driesell, and assumed part-time status in May 1986, when Bart Bellairs accepted a position at the University of Massachusetts.

A graduate of Maryland with a Bachelor of Science degree in Economics, Adkins was a steady influence at guard for the Terps, who went 85-43 and qualified for three NCAA Tournaments during his tenure as a player. A seventh-round draft pick of the Chicago Bulls, Adkins had 999 points (7.8 ppg), 360 assists (2.8) and 310 rebounds (2.4) during his career. His best season was as a junior, when he started 31 games, shot 53.8 percent from the floor and averaged 9.5 points per game. He also averaged 9.9 points and 4.0 assists per game as a sophomore.

A native of Martinsville, Virginia, where he was born May 20, 1963, Adkins is single.

**Dr. Betty F. Smith/Chairperson, Athletic Council  
Faculty Representative for Athletic Department**



Dr. Smith was appointed as Chairperson of the Athletic Council by Chancellor John Slaughter on June 1, 1985, succeeding Dr. Charles A. Taff, who had held the position since 1978. Slaughter's appointment made Dr. Smith the first female to hold such a position in the Atlantic Coast Conference.

Dr. Smith came to Maryland in August, 1970, as Professor and Chairman of the Department of Textiles and Consumer Economics, a position she holds today. Prior to joining the Maryland staff, she served as a member of the faculty of Cornell University.

A native of Arkansas, Dr. Smith obtained her B.S. degree at the University of Arkansas in 1951. Six years later she received an M.S. degree from Tennessee, and was awarded her Ph.D. in Textiles from Minnesota. Dr. Smith earned a second Ph.D. in Biochemistry at Minnesota in 1965.

In 1971, Dr. Smith was elected a fellow of the Textile Institute. She belongs to many professional societies, including the American Chemical Society, Sigma Xi, the Fiber Society, and the American Economics Association. With approximately 70 publications and papers from research in Textiles to her credit, Dr. Smith is also the co-author of the book *Introduction to Textiles* (Smith and I. Block), published by Prentice-Hall in 1982. In 1984, Dr. Smith was named a distinguished Alumna of Southern University. Since coming to Maryland, she has served on many departments and College and University committees.

When having time to relax from her heavy load of academic responsibilities, Dr. Smith is an avid golfer.

**Randy Hoffman (Maryland '74)  
Associate Athletic Director**



Hoffman assumed his current duties as Dick Dull's top assistant in 1983, after serving as associate athletic director and director of sports marketing from March, 1982 to June, 1983. His duties as associate athletic director include the academic support unit, marketing, student housing, financial aid, television, and the Maryland radio network.

He received his initial Bachelor's Degree from Maryland in 1974, then obtained a second Bachelor's in Business Management in 1980. Hoffman is currently pursuing his Master's Degree in Administration; he has also served as both assistant and head golf coach and director of golf facilities.

Hoffman came to Maryland after graduating from Lewisburg (Pa.) High in 1969, where he received eight athletic letters and was captain of the football, basketball and golf teams. He lettered two years on the Maryland golf team, and presently serves as a Terrapin Club Member and on the Board of Governors for the M Club Foundation.

**Robert T. Stumpff (Maryland '68)  
Associate Athletic Director**



Bob Stumpff returned to the Terrapin athletic department in July, 1980, as associate athletic director for business affairs. He now supervises the game-day activities of Byrd Stadium and Cole Field House and is responsible for the daily operation of all athletic facilities, including security and scheduling. He also coordinates department insurance programs, personnel and payroll functions.

Stumpff came to Maryland from Lewistown, Pa., where he was on the wrestling and track teams. As an undergraduate at Maryland, he was manager of the wrestling team before receiving his degree in Transportation Administration in June, 1968. Upon graduation, he was named administrative assistant to the director of athletics, Jim Kehoe. From September, 1969 to July, 1980, Stumpff served as associate director of the Maryland Student Union. He is a 1978 graduate of the University of Kentucky's College of Business Management Institute.

Since 1970, Stumpff has been a member of the Board of Governors of the M Club and is presently an advisor to the Sigma Circle of Omicron Delta Kappa. Stumpff is also a member of the College of Athletic Business Managers Associates.

**Gothard Lane (Randolph-Macon '71)  
Assistant Athletic Director**



Gothard Lane assumed the duties of assistant athletic director for non-revenue sports in March, 1982. He also works with the football and basketball programs in handling their scheduling.

He began his career at Maryland in 1973, when he was hired by football coach Jerry Claiborne as a defensive backfield coach, a job he held for four years. From 1977 to 1982, Lane held the position of administrative assistant to the director of athletics, and director of recruiting.

As assistant AD, Lane holds administrative responsibility for all men's and women's non-revenue sports.

**Jeff Hathaway (Maryland '81)  
Associate Athletic Director**



Jeff Hathaway assumed the duties of associate athletic director this spring, replacing Frank Gray, who retired after serving in many capacities at Maryland since 1943. As associate athletic director, Hathaway's duties will include monitoring a budget that reached \$7 million in 1986.

Hathaway had previously served as business manager before his appointment as associate athletic director. After graduating from Maryland, he went directly to the Chicago White Sox, where he served as director of community relations. While with the White Sox, Hathaway arranged all public appearances and speaking engagements for players in 1981 and 1982. He came to Maryland as an undergraduate from DeMatha High, where he served as basketball manager and assistant trainer for coach Morgan

Wootten. Hathaway also acted as student trainer for two years with the Maryland basketball team, and for two years with the football team.

Already a lifetime member of the M Club, Terrapin Club and Maryland Alumni Association, Hathaway did his public relations internship with the Washington Redskins during their 1980 training camp, under the tutelage of current sports information director Joe Blair. He received his B.S. in Athletic Administration through the Individual Studies program. Hathaway is a certified emergency medical technician.

#### **Frank Costello (Maryland '68) Strength and Conditioning Coach**



Frank Costello assumed the position as assistant to the athletic director in 1981, and is in charge of the strength and conditioning program for the entire athletic department.

No stranger to Maryland, Costello was an All-America high jumper for the Terps from 1965-1968 and served as assistant track coach for six years after graduation. He was named head track coach in 1974, a position he held for seven years. He developed

several world-class track stars, including world record holder Renaldo Nehemiah, the hurdler now with the NFL's San Francisco 49ers.

Costello came to Maryland as the New Jersey high jump champion and record holder in 1963, and was undefeated in ACC, IC4A and NCAA competition in 1965, winning both NCAA titles. While competing with Maryland, he also won seven titles in the Penn Relays, the Milrose Games, the Eastern European Championships, the Southern Hemisphere Games and the French National Championship. He was ranked third in the world in 1966.

In addition to coaching track and field, Costello has published several articles on training techniques. He served as a conditioning consultant for the NFL's Green Bay Packers from 1977-80, and has served as high jump coach for the Olympic Development Program.

He is assisted by Scott Fanz, a former defensive tackle for the Terps from 1977-80.

#### **William "Spider" Fry (Maryland '51) Assistant Athletic Director**



"Spider" Fry moved into an administrative position in the athletic department in 1978 after having devoted 15 years to the athletes as Head Trainer. He now serves as Director of the Golf Facilities.

As a Maryland undergraduate he earned his letter in varsity soccer and a B.S. Degree in Physical Education. He was an assistant trainer at Maryland before taking over the Head Trainer duties at Dartmouth.

He returned to Maryland after five years at Dartmouth in March 1967.

#### **Thomas M. Fields (Maryland '42) Executive Director Educational Foundation**



Col. Tom Fields has served as executive director of the Maryland Educational Foundation since 1970, when he retired as a Colonel in the United States Marine Corps.

During the last year, the funds generated by the Educational Foundation totaled more than \$2.5 million. The membership of the Terrapin Club has expanded to 3,689 with 99 lifetime members (\$10,000 contribution), 147 Super Terrapins (\$2,500 annual contribution) 592 Diamondbackers (\$1,500 annual contribution) and 686 Gold Members (\$750 annual contribution).

More than 50 percent of all contributors did not attend Maryland, but all are strong supporters of the university, the NCAA, and the principles of competition.

The funds provided by the foundation have enabled the Terps to develop one of the best women's athletic programs in the nation. All funds go to scholarships; the scholarship programs for the female athletes is equal to the program for men's non-revenue sports.

Fields was a track star for the Terps as an undergraduate and helped lead Maryland to one of its finest days ever at the Penn Relays, as the Terps won three Championship of America relays. During World War II, Fields served in combat on Guadalcanal, Vella Lavella, Bouganville, and Iowa Jima. He also served in Korea and Vietnam. At the time of his retirement from the Corps, Fields was Deputy Director of Information, Headquarters, Marine Corps.

#### **John W. Zane (Maryland '60) Assistant Athletic Director Sports Information Director**



Entering his 18th year as sports information director at Maryland and his 27th year in sports information, Jack Zane was accorded the highest honor in his field this summer, when he was selected to the CoSIDA Hall of Fame by past members of the Hall.

Zane returned to Maryland in August, 1969, after serving as SID at The George Washington University for six years. He received his degree in Journalism from Maryland in February, 1960, after serving as student assistant to Joe Blair for three years. He served as Blair's full-time assistant for two years after graduation. While at Maryland, Zane was the first executive sports editor of the Diamondback, SMC of Pi Kappa Alpha and a member of the Sigma Delta Chi journalism fraternity.

He served seven years as a member of the NCAA Public Relations Committee and one year as a member of the NCAA public relations/promotions committee. Zane has been a member of CoSIDA for 27 years, and was elevated to the Presidency of CoSIDA at the 1985 meeting in Boston. Zane is also a member of the Football, Basketball and Baseball Writers of America, the Maryland Chapter of Sigma Delta Chi, the Atlantic Coast Conference Sportswriters and the Washington, D.C. Touchdown Club, as well as a Diamondback Member of the Terrapin Club.

A graduate of Southern (Harwood) High in Lothion, Zane is a native of Maryland and served 4½ years in the Navy before enrolling at Maryland. He is married to the former Judy Allen of Fayetteville, W. Va. and a graduate of The George Washington University.

**Joseph F. Blair (Missouri '50)**  
**Assistant Sports Information Director**



Joe Blair returned to Maryland in August, 1983, where he began his public relations career 33 years before. He served as sports information director at Maryland for 13 years before joining the Washington Redskins as public relations director and head of media relations.

He has worked with the NFL Players Association, assisted at Maryland and served as a consultant for the U.S. Football League Washington Federals during his 35 years in the area.

Joe spent a total of 18 years with the Redskins, retiring after earning his Super Bowl ring in 1982, when the Redskins defeated the Miami Dolphins. He has worked with a National Championship team at Maryland (1953) and served as an assistant to the NFL at 12 Super Bowls. The "Blair Lounge" at the nearby Ledo restaurant was named after him in 1956.

In returning to Maryland three years ago, Blair rejoined Jack Zane, whom he lured to the field as a Maryland student. He served as Best Man at Zane's 1966 wedding. A product of the Missouri School of Journalism, Blair is a veteran of World War II (Air Force) and a native of Freeport, Pa.

**John M. Hawkins (Towson State '86)**  
**Sports Information/Publications**



The newest member of the athletic department, John Hawkins joined Maryland in June, 1986, after 3½ years at the Baltimore News American. In addition to his duties as assistant sports information director, Hawkins will also serve as editor and contributing writer to the Maryland Athletic Preview, a quarterly journal published by the Maryland athletic program.

Born in Norfolk, Va. but a resident of Baltimore for 23 years, Hawkins joined the News American in January, 1983 in a part-time capacity. He acquired full-time status in January, 1984, and temporarily abandoned pursuit of a Bachelor's Degree in Communications at Towson State. He assumed coverage of the MISL Blast and worked general assignment duty for the paper until September, 1985, when he was selected by the News American to cover Maryland athletics.

Hawkins' duties encompassed coverage of the Terps, Orioles and Naval Academy sports until the paper ceased publication in May, 1986. Athletic director Dick Dull immediately hired Hawkins as an assistant to Zane and regular contributor to the Athletic Preview. Earlier in 1986, Hawkins completed the requirements for his Bachelor's Degree at Towson State.

**Mary L. Baldwin (Biscayne College '82)**  
**Assistant Sports Information Director**



Mary came to the athletic department in August, 1984, as secretary to sports information director Jack Zane, then was named as a sports information assistant in the summer of 1985. Her duties entail handling publicity for all non-revenue sports, including women's basketball.

A native of Rockville, Md., Baldwin graduated from Robert E. Peary High in 1973. She received an A.A. in Recreation from Montgomery College and a B.A. in Sports Information from Miami's Biscayne College in 1982.

While at Biscayne, Baldwin served as secretary to the athletic director and sports information director. During her senior year, she served an internship with the Baltimore Orioles, as administrative secretary to the director of player development for the 1982 spring training camp in Miami.

During the two-year existence of the U.S. Football League's Washington Federals, Baldwin served as administrative assistant to the assistant general manager and player personnel director.

Baldwin also contributes to the operation of the football press box in addition to her duties as sports information director for non-revenue sports.



# BASKETBALL STAFF

**Dr. Stanford A. Lavine (Maryland '50)**

**Team Physician**



Dr. Lavine, for 26 years has been the University's Team Physician and Orthopedic Surgeon. He has medically supervised athletes in all of the University's sports programs, which now numbers 22.

He is with the football team at all games, home and away, and attends all the home basketball games and many away games. His office is on call at all times when the trainers call for him to see an athlete. In all these years, Dr. Lavine has missed only 5 Maryland football games.

He is considered one of the nation's top Orthopedic Surgeons and is most prominent in the field of "Sports Medicine." He has an annual clinic which attracts the top Orthopedic Surgeons and athletic team doctors in the country. His reputation has brought him numerous professional athletes of all sports, men and women, for surgery and treatment.

Dr. Lavine had been the team physician for the Washington Redskins since 1975. He also was the team physician for the Washington Bullets, 1973-79. Thus, his trophy mantle glitters with 5 Maryland ACC Championships rings, 2 Redskin Super Bowl rings, and one NBA Championship ring while with the Bullets.

Out of Pittsburgh's (PA) Schenley High School, he has scholarship offers from the University of Kentucky and West Virginia before choosing Maryland. In his first year as the Terp quarterback, he played for the legendary Clark Shaughnesy. Playing for the late Jim Tatum his junior year, he led the Terps to a 9-1 record including a 20-7 win over Missouri in the Gator Bowl in which he threw for two touchdowns.

Following graduation from the University's Medical School, he interned in Philadelphia and Cleveland, served two years in the Air Force then began his medical practice at Washington Hospital Center. He now works out of the Center and Sibley Hospital.

**John J. Bush (Florida State '69)**

**Head Trainer**



J. J. Bush joined the Maryland Training Staff in 1972 and took over the Head Trainer's duties in 1978. He has the overall responsibility for 22 varsity sports.

He came to Maryland from the U.S. Army where he served with the Airborne Rangers. He holds a Private Pilot's license and enjoys flying when he has the opportunity.

J. J. has hosted several Cramer Student Trainer Workshops at Maryland and is active in the National Athletic Trainers Association especially in the area of improving training on the high school level. In 1981 he was appointed as the District III representative to the National Association's Committee on Licensure. In 1981 he was also elected President of the Maryland Athletic Trainer Association, a group he helped organize in 1980. He and his wife Gina have a son Jordan 2½ years old, and he has a stepson, Brandon Cole 9.

**Frank Grimaldi, Jr.**

**Assistant Trainer**



Frank Grimaldi joined the Maryland training staff in time for the 1983 football season. He and his wife Mary Kay are both Northern Illinois graduates. Both also earned their Master's degrees from Northern Illinois while Mary Kay also has a M.B.A. from DePaul.

Frank was a fine athlete himself as he captained the Ridgewood High cross country and track teams winning MVP honors in track.

Frank works full time with football during the season and through all of spring practice. During the winter season, he serves as the Head Basketball Trainer.

He was born in Chicago 1/7/56 with his hometown, Norridge, Illinois.



**Managers: (L-R) Jim Spicer, Tim Burton, Troy Wainwright**



**Linda Van Wagenen  
Receptionist**



**Ron Ohringer  
Equipment**

## COLE FIELD HOUSE


A new era in Maryland Athletics began on Dec. 2, 1955, when the University of Maryland Activities Building was officially dedicated with a ceremony and basketball game vs. Virginia. It marked the third time in 32 years a new gym had been built to handle the increasing popularity of basketball. The building had a permanent seating capacity of 12,004 (plus 396 temporary seats), making it at the time of dedication second in size among arenas on the East Coast (to New York's Madison Square Garden).

Maryland's previous home courts included the Old Ritchie Coliseum (the recently demolished Annapolis Hall), and the 5,000-seat Ritchie Coliseum. Old Ritchie was built in 1923; eight years later, the new Ritchie was opened adjacent to the old Byrd Stadium along Route 1. As with the opening game at Ritchie, Maryland emerged from their first game in the Activities Building victorious — a 67-55 victory over the Cavaliers.

At the dedication ceremonies, Judge William P. Cole, Jr., Chairman of the Board of Regents, handed over the keys of the building to University President Wilson Elkins, who passed them to the Student Government President. The building was originally dedicated for the use of the student body but a year later was re-dedicated in honor of Cole, who served on the Board of Regents for 25 years.

Cole Field House was erected at the cost of \$3.3 million and financed with funds from a self-liquidating bond issue and a special student activity fee. It now houses the main athletic department offices and all but four intercollegiate teams. Cole has served as the site of two NCAA Basketball Finals (1966 and 1970) and six Eastern Regionals of the Tournament. Other events held in Cole include the NCAA Wrestling Championships in 1960, 1972 and 1978 and, this coming March, the CYO-M Club Invitation Track Meet, featuring national and international stars in basketball, gymnastics, table tennis and volleyball.

Maryland has a 309-95 record in 32 seasons at Cole, a winning percentage of .765.



# Conference Directory

Commissioner's Office  
 (2100 N West Cornwalls Drive, Greensboro, N.C. 27408)  
 (Mailing Address P O Box 29169, Greensboro, N.C. 27429 9169)  
 (Area Code for all telephones listed below is 919)

Commissioner	
ROBERT C. JAMES .....	282-1108
Assistant Commissioners	
JOHN A. FUZAK .....	282-4898
MARVIN A. FRANCIS (Service Bureau Director) .....	288-1548
FRED E. BARAKAT (Supervisor of Basketball Officials) .....	288-0208
BRADLEY E. FAIRCLOTH (Supervisor of Football Officials) .....	288-0208
JON B. LeCRONE (Non-Revenue Sports) .....	282-4898
Executive Associate to Commissioner	
Mrs. NANCY F. THOMPSON .....	282-1108
Assistant Service Bureau Director	
BRIAN A. MORRISON .....	288-1548
Secretaries:	
Mrs. Jean M. Patton .....	288-1548
Mrs. Kathy C. Hunt .....	288-0208
Ms. Elsie I. Porter .....	282-4898

**CLEMSON UNIVERSITY:** Clemson, S.C. 29631. Telephone: 803/656-2101  
 Dr. B. J. Skelton, Faculty Representative, 656-2283 (o); 654-2217 (h)  
 Bobby Robinson, Director of Athletics, 656-2101 (o); 654-4426 (h)  
 Len Gough, Associate Athletic Director/Promotions, 656-2101 (o), 882-7003 (h)  
 Dought Rayne, Associate Athletic Director/Non-Revenue Sports, 656-2101 (o); 654-4441 (h)  
 Clyde Wrenn, Assistant Athletic Director/Football, 656-2101 (o)  
 Van Hildebrand, Assistant Athletic Director/Ticket Manager, 656-2118 (o); 654-1391 (h)  
 Fred Hoover, Assistant Athletic Director/Football, 656-2101 (o)  
 Don Wade, Administrative Assistant, 656-2101 (o), 882-0017 (h)  
 Allison Dalton, Executive Director, IPTAY, 656-2101 (o), 878-4139 (h)  
 Robert Ricketts, Business Manager, 656-2101 (o), 646-9878 (h)  
 Bob Bradley, Sports Information Director, 656-2101 (o) or 656-2114 (o), 654-5419 (h)  
 Tim Bourne, Associate Sports Information Director, 656-2101/2114 (o), 654-5878 (h)  
 Kasse Kessinger, Assistant Sports Information Director, 656-2101/2114 (o), 654-6240 (h)  
 Danny Ford, Football Coach, 656-2101 (o)  
 Cliff Ellis, Basketball Coach, 656-2101 (o)  
 Bill Wilhelm, Baseball Coach, 656-2101 (o), 654-5801 (h)  
 I.M. Ibrahim, Soccer Coach, 656-2101 (o)  
 Chuck Knese, Men's Tennis Coach, 656-2101 (o), 654-4887 (h)  
 Bob Boettner, Men's & Women's Swimming Coach, 656-2101 (o), 654-6103 (h)  
 Eddie Giffin, Wrestling Coach, 656-2101 (o), 654-1499 (h)  
 Wade Williams, Men's Track/Cross Country Coach, 656-2101 (o)  
 Larry Penley, Golf Coach, 656-2101 (o), 654-5718 (h)  
 Anne Tinkle, Women's Basketball Coach, 656-2101/2212 (o), 646-9672 (h)  
 Andy Johnson, Women's Tennis Coach, 656-2101 (o), 654-5784 (h)  
 Wayne Coffman, Women's Track/Cross Country, 656-2101 (o), 646-3421 (h)  
 Linda White, Volleyball Coach, 656-2101 (o), 654-6299 (h)

**DUKE UNIVERSITY:** Durham, N.C. 27706. Telephone: 919/684-2120  
 Dr. A. Kenneth Pye, Faculty Representative, 684-5593 (o), 489-7945 (h)  
 Tom Butters, Director of Athletics, 684-2431 (o), 383-1171 (h)  
 Joe Alleva, Assistant Athletic Director, 684-5360 (o), 477-7438 (h)  
 Lorraine Woodyard, Assistant Athletic Director, 684-5881 (o), 383-3153 (h)  
 John Roth, Sports Information Director, 684-2633 (o), 4471-9514 (h)  
 Jill Nixon, Assistant Sports Information Director, 684-2633 (o)  
 Rudy McLawhorn, Ticket Manager 681-2583 (o), 489-7827 (h)  
 Steve Sloan, Football Coach, 684-2635 (o)  
 Mike Krzyzewski, Basketball Coach, 684-3777 (o)  
 Larry Smith, Baseball Coach, 684-2358 (o), 479-0905 (h)  
 Al Buehler, Men's Track/Cross Country Coach, 684-4171 (o), 489-2128 (h)  
 John Renne, Soccer Coach, 684-5180 (o), 493-1325 (h)  
 Bill Harvey, Wrestling Coach, 684-6919 (o), 477-8034 (h)  
 Rod Myers, Men's Golf Coach, 684-2817 (o), 489-1423 (h)  
 Tony Cullen, Lacrosse Coach, 684-4427 (o), 732-7775 (h)  
 Steve Strome, Men's Tennis Coach, 684-6881 (o), 383-8144 (h)  
 Bob Thompson, Men's & Women's Swimming Coach, 684-5945 (o), 383-5751 (h)  
 Debbie Leonard, Women's Basketball Coach, 684-5881 (o), 732-8563 (h)  
 Jacki Silar, Field Hockey Coach, 684-5881 (o), 732-7754 (h)  
 Mike Forbes, Women's Track/Cross Country Coach, 684-4171 (o), 489-3024 (h)  
 Jon Wilson, Volleyball Coach, 684-5881 (o), 493-7018 (h)

**GEORGIA INSTITUTE OF TECHNOLOGY:** Atlanta, Ga. 30332. Telephone 404/894-5400  
 Dr. William M. Sangster, Faculty Representative, 894-3350 (o), 433-8180 (h)  
 Homer Rice, Director of Athletics, 894-5411 (o), 252-9173 (h)  
 John O'Neil, Senior Associate Athletic Director/Business Manager, 894-5424 (o), 237-4466 (h)  
 Jack Thompson, Associate Athletic Director, 894-5427 (o), 977-2898 (h)  
 Jim Luck, Senior, Assistant Athletic Director, 894-5473 (o), 634-0350 (h)  
 Jim Murphy, Assistant Athletic Director/Finance, 894-3780 (o), 427-2270 (h)  
 Lawton Hydeck, Assistant Athletic Director/Men's Sports, 894-5474 (o), 952-5299 (h)  
 Scott Zolke, Assistant Athletic Director/Academics, 894-4421 (o), 952-8693 (h)  
 Bill McDonald, Assistant Athletic Director/Sports Medicine, 894-5460 (o), 926-2945 (h)  
 Bernadette McGlade, Assistant Athletic Director/Women's Basketball Coach, 894-5416 (o), 355-1226 (h)  
 Mike Finn, Sports Information Director, 894-5445 (o), 938-9910 (h)  
 Mike Stamus, Assistant Sports Information Director, 894-5445 (o), 355-1726 (h)  
 Frank Zang, Assistant Sports Information Director, 894-5445 (o), 355-3254 (h)  
 Mary Fowler, Ticket Manager, 894-5448 (o), 981-3060 (h)  
 Bill Curry, Football Coach, 894-5448 (o), 262-1010 (h)  
 Bobby Cremins, Basketball Coach, 894-5425 (o), 394-9015 (h)  
 William (Puggy) Blackmon, Golf Coach, 894-4423 (o), 921-8514 (h)  
 Buddy Fowlkes, Men's Track Coach, 894-5451 (o), 843-3770 (h)  
 Gery Groshmond, Men's Tennis Coach, 894-4401 (o), 252-3024 (h)  
 Lowell Lange, Wrestling Coach, 875-9274 (o), 876-6649 (h)  
 Herb McAuley, Swimming Coach, 894-5454 (o), 233-1853 (h)  
 Jim Morris, Baseball Coach, 894-5471 (o), 874-2552 (h)  
 Rick Davison, Women's Tennis Coach, 894-5024 (o)  
 Judy Sackfield, Volleyball Coach, 894-5453 (o), 493-7656 (h)  
 Dee Todd, Women's Track/Cross Country Coach, 894-5400 (o), 996-3987 (h)

**UNIVERSITY OF NORTH CAROLINA:** Chapel Hill, N.C. 27514. Telephone: 919/962-6000  
 Dr. Richard G. Hiskey, Faculty Representative, 962-6193 (o), 967-4533 (h)  
 John Swofford, Director of Athletics, 962-6000 (o), 929-3551 (h)  
 Dick Baddour, Associate Athletic Director, 962-6000 (o), 942-2522 (h)  
 Paul Hoodahan, Associate Athletic Director, 962-6000 (o), 967-8326 (h)  
 Bob Savod, Associate Athletic Director Marketing & Promotions, 962-5411 (o), 929-9247 (h)  
 John Lotz, Assistant Athletic Director Non-Revenue Sports, 962-5411 (o), 967-8565 (h)  
 Willie Scrogg, Assistant Athletic Director Operation & Lacrosse Coach, 962-2261 (o), 942-7476 (h)  
 Ken Brown, Director of Ticket Operations, 962-6000 (o), 544-1356 (h)  
 Rick Brewer, Sports Information Director, 962-2123-1376 (o), 929-2721 (h)  
 Dave Lohse, Assistant Sports Information Director, 962-2123-1376 (o), 967-7272 (h)  
 Scott Jared, Assistant Sports Information Director, 962-2123-1367 (o), 967-3519 (h)  
 Dick Crum, Football Coach, 966-2575 (o), 967-1712 (h)  
 Dean Smith, Basketball Coach, 962-1154 (o)  
 Mike Roberts, Baseball Coach, 962-5411 (o), 967-8686 (h)  
 Anson Dorrance, Soccer Coach, 962-5411 (o), 967-5036 (h)  
 Dennis Craddock, Men's/Women's Track & Cross Country Coach, 962-5411 (o)  
 Bill Lam, Wrestling Coach, 962-5411 (o), 942-5570 (h)  
 Allen Morris, Men's Tennis Coach, 962-5411 (o), 929-7707 (h)  
 Kitte Harrison, Women's Tennis Coach, 962-2261 (o), 493-3781 (h)  
 Frank Comfort, Swimming Coach, 962-6000 (o), 967-5447 (h)  
 Devon Brouse, Men's Golf Coach, 962-2349 (o), 544-3087 (h)  
 Peggy Bradley Doppes, Volleyball Coach, 962-5411 (o)


**NORTH CAROLINA STATE UNIVERSITY:** Raleigh, N.C. 27695-8501. Telephone: 919/737-2101  
 Dr. Richard D. Mochne, Faculty Representative, 737-2766 (o), 467-1552 (h)  
 Jim Valvano, Athletics Director Basketball Coach, 737-2109 (o)  
 Frank Weedon, Senior Associate Athletic Director, 737-2560 (o), 851-5277 (h)  
 Nora Lynn Finch, Associate Athletic Director, 737-2101 (o), 467-2655 (h)  
 Kevin O'Connell, Assistant Athletic Director, 737-3045 (o), 848-3212 (h)  
 Howard Hink, Assistant Athletic Director, 737-3382 (o), 799-6356 (h)  
 Bob Robinson, Assistant Athletic Director, 737-3315 (o), 851-4319 (h)  
 Ray Tanner, Assistant Athletic Director, 737-2169 (o), 851-9757 (h)  
 Richard Farrell, Business Manager, 737-3475 (o), 362-7142 (h)  
 Bessie Steele, Ticket Manager, 737-2106 (o), 787-1714 (h)  
 Ed Seaman, Sports Information Director, 737-2102 (o), 829-9186 (h)  
 Mark Bockelman, Assistant Sports Information Director, 737-2102 (o), 467-7138 (h)  
 Doug Herakovich, Assistant Sports Information Director, 737-2102 (o), 851-8516 (h)  
 R. Pomeranz, Director of Publications, 737-3406 (o), 362-4108 (h)  
 Dick Shendan, Football Coach, 737-2114 (o)  
 Kay Yow, Women's Basketball Coach, 737-2880 (o), 467-2655 (h)  
 George Tarantini, Men's Soccer Coach, 737-3476 (o)  
 Larry Gross, Women's Soccer Coach, 737-3476 (o)  
 Sam Esposito, Baseball Coach, 737-3612 (o)  
 Don Easterling, Swimming Coach, 737-2849 (o), 362-7256 (h)  
 John Candler, Diving Coach, 851-3935 (o), 851-4181 (h)  
 Rolfe Genger, Track & Cross Country Coach, 737-3959 (o), 833-5687 (h)  
 Bob Guzzo, Wrestling Coach, 737-3548 (o), 851-4602 (h)  
 Richard Sykes, Golf Coach, 737-3317 (o), 365-7512 (h)  
 Judy Martino, Volleyball Coach, 737-3826 (o), 544-7061 (h)  
 Crawford Henry, Tennis Coach, 737-2493 (o)  
 Jim Rehbock, Head Athletic Trainer, 737-3960 (o), 851-4917 (h)

**UNIVERSITY OF VIRGINIA:** Charlottesville, Va. 22903. Telephone: 804/924-3011/3025  
 Dr. D. Alan William, Faculty Representative, 924-6415 (o), 296-1690 (h)  
 Dick Schultz, Director of Athletics, 924-7155 (o), 296-7895 (h)  
 Jim West, Associate Director of Athletics, 924-3494 (o), 973-3841 (h)  
 Todd Turner, Associate Director of Athletics, 924-6000 (o), 295-2671 (h)  
 Keith Van Derbeek, Associate Director of Athletics, 924-6008 (o), 973-5852 (h)  
 Barbara Kelly, Assistant to Director of Athletics, 924-6032 (o), 296-7824 (h)  
 Tom Gearhart, Assistant to Director of Athletics, 924-3948 (o), 979-2756 (h)  
 Dick Mathas, Ticket Manager, 924-6001 (o), 973-6968 (h)  
 Rich Murray, Sports Information Director, 924-3205 (o), 978-2966 (h)  
 Doyle Smith, Associate Sports Information Director, 924-3205 (o), 295-0739 (h)  
 Steve Blake, Assistant Sports Information Director, 924-3205 (o), 295-9992 (h)  
 Steve Lockard, Assistant Sports Information Director, 924-3205 (o), 973-6584 (h)  
 Craig Hornberger, Publications Editor, 924-3205 (o), 973-8437 (h)  
 Jim Adams, Men's Lacrosse Coach, 924-3635 (o), 295-7802 (h)  
 Bruce Arena, Men's Soccer Coach, 924-3480 (o), 973-3544 (h)  
 Mark Bernardino, Swimming Coach, 924-3676 (o), 977-8445 (h)  
 Fred Binglee, Cross Country Coach, 924-6036 (o), 977-0636 (h)  
 George Edwards, Wrestling Coach, 924-6201 (o), 296-3639 (h)  
 Joe Gack, Head Trainer, 924-3873 (o), 293-3273 (h)  
 Lauren Gregg, Women's Soccer Coach  
 Terry Holland, Basketball Coach, 924-3405 (o)  
 Clem King, Golf Coach, 293-4653 (o), 296-6982 (h)  
 Lyle Miller, Field Hockey/Women's Lacrosse Coach, 924-7863 (o), 979-7851 (h)  
 Homer Richards, Men's Tennis Coach, 924-6043 (o), 973-5713 (h)  
 Phil Rogers, Women's Tennis Coach, 924-6043 (o), 977-1841 (h)  
 Debbie Ryan, Women's Basketball Coach, 924-7865 (o), 295-1404 (h)  
 Deb Tyson, Volleyball Coach  
 George Welsh, Football Coach, 924-3063 (o)  
 Dennis Womack, Baseball Coach, 924-6004 (o), 973-1842 (h)

**WAKE FOREST UNIVERSITY:** Winston-Salem, N.C. Telephone: 919/761-5000  
 Dr. John W. Sawyer, Faculty Representative, 761-5355 (o), 725-0144 (h)  
 Dr. Gene Hooks, Director of Athletics, 761-5616 (o), 722-1069 (h)  
 Dennis Haglan, Assistant Athletic Director, 761-5753 (o), 766-0159  
 Dorothy Casey, Women's Athletic Director, 761-5858 (o), 723-2088 (h)  
 William Faircloth, Assistant Athletic Director, 761-5621 (o), 724-6489 (h)  
 Charlie Patterson, Assistant Athletic Director, 761-5626 (o), 760-2323 (h)  
 John Justus, Sports Information Director, 761-5640 (o), 945-9729 (h)  
 Bert Woodard, Assistant Sports Information Director, 761-5640 (o), 723-4248 (h)  
 Barbara Dery, Assistant Sports Information Director, 761-5640 (o), 765-0305 (h)  
 Rebecca Waggoner, Ticket Manager, 761-5613 (o), 761-8274 (h)  
 Al Groh, Football Coach, 761-5631 (o), 724-5570 (h)  
 Bob Stash, Men's Basketball Coach, 761-5622 (o)  
 Marvin Crater, Baseball Coach, 761-5570 (o), 768-4613 (h)  
 Jesse Haddock, Golf Coach, 761-5619 (o), 998-2420 (h)  
 John Goodndge, Men's Track/Cross Country, 761-5630 (o)  
 Frances Goodndge, Women's Track/Cross Country, 761-5630 (o)  
 Ian Crookenden, Men's Tennis Coach, 761-5634 (o), 922-1210 (h)  
 DeDe Allen, Women's Tennis Coach, 761-5752 (o)  
 Walt Chyzowych, Soccer Coach, 761-5516 (o)  
 Joe Sanchez, Women's Basketball Coach, 761-5763 (o)  
 Barbara Bradley, Field Hockey Coach, 761-5859 (o)  
 Fred Wenbelboe, Volleyball Coach, 761-4952 (o)



*A PREVIEW OF 1986-87*



# 1986-87 Preview

Many college basketball programs talk of rebuilding. So often is the term used, in fact, that it has become a worn cliché, perhaps even an excuse for a particular squad's lack of returning leadership and experience. But rarely has the concept of rebuilding been more applicable than at Maryland this season, as first-year coach Bob Wade embarks on his initial college season with one of the youngest, least experienced clubs in Maryland and ACC history.

Gone, for one reason or another, are seven members of last year's 19-14 Terp roster, a team that advanced to the NCAA Tournament for the fourth straight season and the fifth time in seven years. Among the departed are the top four 1985-86 scorers, six of the top seven rebounders and six of the eight players who saw action in at least 300 minutes. Also, consider that the Terps have lost 79 percent of all scoring and 71 percent of all rebounding. Rarely, if ever, has existed a more formidable rebuilding task.

Wade, a man who stressed a fullcourt, fast-paced brand of basketball during his years at Dunbar (Baltimore) High, will draw from a 1986-87 team that can best be described as very young and athletically capable. Ten of the 11 definite roster members are freshmen or sophomores. Only one Terp—junior forward Derrick Lewis—has scored more than 200 points and grabbed more than 30 rebounds in his Division I college career. But in procuring its second straight group of solid recruits, Maryland and Wade can look to the future and consider those same 10 freshmen/sophomores will form a cohesive unit in the years to come.

For now, consider the Terps wet behind the ears. "We'll have a team with good foot speed and good perimeter shooters," Wade says. "We'll also be very young and very inexperienced in regard to ACC wars, and we'll suffer from a lack of depth in the frontcourt."


Up front, the Terps will depend largely on Lewis. The 6-7 forward (7.9 ppg, 6.7 rpg in 1985-86) has 170 blocked shots in his two seasons at Maryland—by far and away the most among returning ACC players (see page 59)—and is regarded as one of the conference's premier defensive players. Where Lewis plays—be it power forward or center—will depend on the progress of 6-11 freshman Andre Reyes. "Andre's going to be thrown into a must-play situation immediately," says Wade. "Instead of allowing him to grasp the situations of college basketball, as we would have hoped, he's being thrown into a must-play situation. He's going to make a lot of mistakes, so it's important for us to help

## 1986-87 University of Maryland Basketball Roster

No.	Name	Pos.	Hgt.	Wgt.	Class	Hometown/High School
23	Dave Dickerson	F	6-6	200	Sophomore	Olar, SC/Denmark-Olar
44	Steve Hood	F/G	6-6	190	Freshman	Hyattsville, MD/DeMatha
21	John Johnson	G	6-4	170	Sophomore	Knoxville, TN/Bearden
10	Mark Karver	F	6-7	195	Freshman	Bethesda, MD/Chevy Chase
# 5	Mitch Kasoff	G	6-1	175	Freshman	Pikesville, MD/Pikesville
33	Derrick Lewis	F	6-7	195	Junior	Temple Hills, MD/John Carroll
11	Teyon McCoy	G	6-1	170	Freshman	Hammond, IN/Bishop Noll
22	Greg Nared	G	6-4	190	Sophomore	Wilmington, OH/Wilmington
* 50	Phil Nevin	C	6-11	250	Freshman	Vandergrift, PA/Kiski Area
4	Ivan Powell	G	6-4	190	Sophomore	Waterbury, CT/Buckley HS/ Mattatuck JUCO
45	Andre Reyes	C	6-11	220	Freshman	Manning, SC/Manning
# 13	Pat Holland	F	6-8	195	Freshman	University Park, MD/DeMatha
# 20	Tom Worstell	G	6-2	190	Junior	Manassas, VA/Stonewall Jackson

\* Denotes 1985-86 Redshirt

# Denotes Walk-On



**Sophomore guard John Johnson ranks second among returning Terps in minutes played and points, and had more three-point plays per minute last season than any guard in the ACC.**

him learn as much as he can as he goes along. There will be times when that support will occur on a very hurried basis." Red-shirt freshman Phil Nevin will provide depth.

The small forward position appears set. Freshman Steve Hood, a high school All-America with a soft shooting touch, and sophomore David Dickerson, who saw limited action last season give the Terps two potentially quality players. Freshman Mark Karver could also see some time at small forward, although his skills seem more suited to the backcourt. Dickerson ranks third among returning Maryland scorers (2.1 ppg) and showed outstanding athletic ability during brief stints last season. If Wade chooses a smaller lineup, Dickerson and Hood could be paired at forward with Lewis at center, giving the Terps a small but agile frontcourt.

The backcourt is stocked with possibilities but little experience. Sophomore John Johnson (6-4), Maryland's second-leading returning scorer (5.8 ppg) and rebounder (2.9) heads a group of freshmen/sophomores who should only get better as the season progresses. Johnson ranks first among returning ACC guards in three-point plays last season (six) despite playing only 493 minutes, testimony to his outstanding first-step quickness and ability to

penetrate. Sophomore Greg Nared (6-4) saw action in only seven games in 1985-86, but could contend for considerable playing time this season because he can handle the chores at both point guard and shooting guard.

Four newcomers—two freshmen recruits, one walk-on freshman and a sophomore transfer—will challenge the holdovers. Ivan Powell, a 6-4 transfer from Mattatuck (Conn.) Junior College, was the only freshman named to the U.S. Juco All-America team last season and should help the Terps immediately with his outside shooting. Teyon McCoy, a 6-1 freshman, could contend for a berth at point guard, and is described by scouts as a potentially “big-time college player.” Karver, 6-7, mentioned as a forward possibility, has the skills to handle both guard positions, and 6-1 walk-on Mitch Kasoff adds depth.

All told, the 1986-87 season should become an interesting learning process, one that could set the Terps and Wade up for the next few seasons. “All coaches like to have a wealth of experience,” summarizes Wade, “but I’m going to enjoy

molding this team. This is an orientation year—me getting to know the players, the players getting to know me. Whatever the outcome, I expect us to be competitive.”




## Quick Roster Facts

- Among the 11 definite members on the 1986-87 Maryland squad, 10 are either freshmen or sophomores and only one—junior Derrick Lewis—has scored more than 200 points and grabbed more than 30 rebounds during his Division I college career.
- Gone from last season’s 19-14, NCAA Tournament team is 79 percent of all scoring and 71 percent of all rebounding. Also departed are the top four scorers, six of the top seven rebounders and six of the eight players who played at least 300 minutes.
- One starter (Lewis) and four lettermen (Lewis, John Johnson, David Dickerson and Greg Nared) return.
- Maryland lost more lettermen (seven) than any other ACC school.
- No team in the ACC lost as much point production or rebound production.



**Maryland Basketball, 1986-87 — Standing, L-R: Trainer Frank Grimaldi, Manager (Equipment) Ron Ohringer, Assistant Coach Oliver Purnell, Head Coach Bob Wade, Tom Warsteil, Greg Nared, David Dickerson, John Johnson, Ivan Powell, Teyon McCoy, Mitch Kasoff, Assistant Coach Jeff Adkins, Assistant Coach Ron Bradley; Kneeling, L-R: Manager Jim Spicer, Mark Karver, Andre Reyes, Derrick Lewis, Phil Nevin, Pat Holland, Steve Hood, Manager Tim Burton, Manager Troy Wainwright.**



# 33


## DERRICK LEWIS

Junior/Forward-Center

6-7, 195

John Carroll High

Temple Hills, Md.



A potentially dominating defensive force and one of the nation's premier shot blockers . . . A completely selfless player who has seen extensive action at center in his two years at Maryland, despite his lack of bulk and smallish stature for the position . . . One of the nation's unsung heroes, a player who does the dirty work underneath while others score . . . Will need to pick up some of the scoring slack existing from the departure of Len Bias, but seems more comfortable doing his damage subtly.

**Sophomore**—The only Maryland player to start all 33 games last season . . . Averaged 7.9 points per game on 48.5 shooting from the floor and 68.4 percent from the line . . . Grabbed 222 rebounds, second on the team, and averaged 6.7 rebounds per contest, tied for fifth in the ACC . . . Blocked a

team-high 71 shots and did an outstanding job defensively despite constantly being assigned to the opposition's top big man . . . Finished second in the ACC in blocked shots despite covering players usually taller than he . . . Scored in double figures in 13 games, with a career high of 16 against Ohio State and Georgia Tech in Atlanta . . . Reached double figures in rebounds in 10 games with a season high of 12 against Duke (College Park) and at Clemson . . . Had seven blocks vs. North Carolina in Maryland's stunning upset at the Smith Center and against Stanford in the Hawaii Pacific Tournament . . . Had six against Virginia in the regular season finale and against Fairleigh Dickinson . . . Led the Terps in steals with 37 and finished second in minutes played with 1,079.

**Freshman**—Finished second in the nation and first in the ACC in blocked shots with 99—15 more than the entire opponents' total against Maryland that season . . . Started 34 of 37 games and 34 straight, meaning Lewis has started 67 straight games without a miss . . . Averaged 6.0 points and finished seventh in the ACC with an average of 6.5 rebounds per game, shooting 46.6 percent from the floor and 62.5 percent from the line . . . Set a Terp season record with 122 personal fouls and was disqualified from five games . . . Had 10 blocked shots against Tennessee in the Great Alaska Shootout, and 10 again vs. Towson State . . . Set a personal career high with 14 rebounds against Wake Forest and had a season high 16 points against Duke in the ACC Tournament . . . Was named ACC Rookie of the Week twice, and finished second in ACC Rookie of the Year balloting to Georgia Tech's Duane Ferrell—many felt Lewis deserved the award.

**High School**—One of the most sought-after players in the country and labeled by coaches as the best defensive player in the nation . . . Was rated as the sixth best prospect in the land by the Knoxville News-

Sentinel and was the lone Washington-area player named to the McDonald's 25-man dream team . . . Was selected as the Metro team's Most Valuable Player in the 11th annual McDonald's Classic at the Capital Centre . . . Was chosen to receive the Mr. Basketball Award by the Washington Touchdown Club and was honored by the Silver Hills Boys and Girls Clubs, receiving the John Wesley Davis memorial "Boy of the Year" award . . . A member of the National Honor Society while at John Carroll and extremely active in school activities.


**Spotlight Stat**—Blocked an amazing 99 shots as a freshman, placing him second to Navy's David Robinson—four inches taller—in the country. Perhaps even more mind-boggling is that Lewis blocked most of those 99 shots despite serving as an under age, undersized center. Despite his seemingly fragile build and lack of upper body strength, Lewis has never missed a game while at Maryland.

### Player Factbox:

**Full Name:** Derrick Raymond Lewis  
**Date of Birth:** Aug. 1, 1966  
**Birthplace:** Tarboro, N.C.  
**Parents:** Robert and Gertie Lewis  
**H.S. Coach:** Carroll Homes

### Career Highs:

**Points**—16 vs. Georgia Tech, 1/11/86;  
vs. Ohio State, 11/30/85; vs. Duke,  
ACC Quarterfinals, 3/7/85.  
**Rebounds**—14 vs. Wake Forest,  
2/24/85.  
**Blocked Shots**—10 vs. Tennessee,  
11/24/84;  
vs. Towson State, 2/21/85.




	GP	GS	FGM	FGA	Pct.	FTM	FTA	.Pct	Reb.	Asst.	Pts.	Avg.
Freshman	37	34	88	189	.466	45	72	.625	241	33	221	6.0
Sophomore	33	33	97	200	.485	67	98	.684	222	28	261	7.9
<b>Totals</b>	70	67	185	389	.480	112	170	.659	463	61	482	6.9

# 23

## DAVID DICKERSON

Sophomore/Forward  
6-6, 200  
Olar High  
Denmark, S.C.



A talented swingman with an abundance of athletic ability . . . Can play either big guard or small forward, although talents make him more suited for forward . . . An intelligent player with all the physical tools: quickness, speed, inside moves, an outside shot and good jumping ability . . . Lacks only experience in pressure situations and game minutes . . . In time, could become a productive small forward; should get the chance to prove himself this season.

**Freshman**—Saw limited duty, playing in 15 games and 112 minutes . . . Scored 32 points and had 22 rebounds, with season highs of 9 points at Clemson and 5 rebounds against UMES . . . Most extensive day of duty came before family and friends at Clemson, when he got season-high point total and added three rebounds, four assists and one block . . . Despite limited playing time, showed good court sense and the ability to get up and down the floor . . . Shot 44 percent from the floor (11 of 25) and 77 percent from the line (10 of 13) . . . 1985-86 average of 2.1 points per game ranks him fourth among returning scorers.

**High School**—A first-team All-State selection who was named MVP of South Carolina's annual North-South All-Star Game . . . Averaged 20 points and 12 rebounds per game as a senior . . . Named MVP of his conference and led Olar High to the 5A Conference Championship as a junior and senior . . . Played quarterback and safety for the Olar High football team . . . Received the prestigious Computer Science Award from Olar as a senior.



### Career Highs:

**Points**—9 vs. Clemson, 2/15/86


**Rebounds**—5 vs. UMES, 2/17/86

**Assists**—4 vs. Clemson, 2/15/86

### Player Factbox:

**Full Name:** David Dickerson, Jr.  
**Date of Birth:** March 29, 1967  
**Birthplace:** Olar, S.C.  
**Guardian:** David Dickerson, Sr.  
**H.S. Coach:** Ernest Nimmons


	GP	GS	FGM	FGA	Pct.	FTM	FTA	.Pct	Reb.	Asst.	Pts.	Avg.
Freshman	15	0	11	25	.440	10	13	.769	22	7	32	2.1



# 21

## JOHN JOHNSON

Sophomore/Guard  
6-4, 170  
Bearden High  
Knoxville, Tenn.



A prototypical No. 2 guard who saw considerable action as a freshman... Explosive offensive player who can burn opponents both inside and outside with his lightning quickness... Will be counted on heavily to pick up scoring load this season... Needs to work on ballhandling skills in pressure situations... Good rebounder for a guard and a solid defensive player.

**Freshman**—Played in 31 games, starting eight... Saw more playing time than any other freshman (493 minutes) and took advantage, averaging 5.8 points per game... Had the second-best points/minutes played ratio on the team—a point for every 2.7 minutes played... Shot 50 percent (69-138) from the field and 64.2 percent (43-67) from the line... Scored in double figures in nine games, with a season-high 18 against Johnny Dawkins and NCAA finalist Duke on Jan. 4... Had 15 points against Wake Forest (College Park), 11 against Villanova and 12 against Notre Dame... Hit game-winning shot to beat Stanford in double overtime in the Hawaii-Pacific Tournament, then had 16 points in Maryland's tournament championship victory over Hawaii-Pacific the next day... Great first step to

the hoop makes his one-on-one abilities look easy... Has 35 assists, 29 rebounds and seven steals... An outstanding leaper who should gain offensive consistency with increased playing time... In time, could develop into one of Maryland's highest scoring guards ever.

**High School**—Named Tennessee's High School Player of the Year as a senior... Set

Bearden High career scoring record with 2,327 points in three seasons, with high games of 46, 45 and 40 points... Named Mr. Basketball in Tennessee as a senior and was an honorable mention All-America... Averaged 25.4 points, 8.2 rebounds and 6.0 assists in his final season... A first-team All-State selection twice and an All-District selection three times.


### Player Factbox:

**Full Name:** John Henry Johnson  
**Date of Birth:** March 11, 1967  
**Birthplace:** Chattanooga, Tenn.  
**Guardian:** Johnnie Ratliff  
**H.S. Coach:** George Pitts

### Career Highs:

**Points**—18 vs. Duke, 1/4/86.  
**Rebounds**—3 vs. George Mason, 11/26/85; vs. Notre Dame 2/3/86; vs. Wake Forest, 2/26/86.  
**Assists**—5 vs. George Mason, 11/26/85.

	GP	GS	FGM	FGA	Pct.	FTM	FTA	.Pct	Reb.	Asst.	Pts.	Avg.
Freshman	31	8	69	138	.500	43	67	.642	29	35	181	5.8



# 22


## GREG NARED

Sophomore/Guard  
6-4, 190  
Wilmington High  
Wilmington, Ohio

A superb athlete who adds depth and ability to Maryland's guard collection . . . Can work both backcourt positions, and did in limited duty last season . . . Played sparingly in 1986 after missing the first portion of the season due to academic upgrading . . . One of several solid guard candidates vying for a major role in 1986-87.

**Freshman**—Played in seven games, scoring six points and grabbing five rebounds in 46 minutes . . . Hit 3 of 8 shots from the floor and added three assists . . . Longest stints of the season came against Duke and Clemson, when he played 14 minutes apiece . . . Made 2 of 3 shots from the field and assisted on one basket against Duke; missed both shots he attempted but had one assist against Clemson . . . Had two assists in 6 minutes against UMES . . . Had three rebounds against Randolph-Macon.

**High School**—A four-year letterman in both basketball and football at Wilmington High . . . Outstanding quarterback who was recruited heavily by Ohio State, among others . . . An All-State selection in both sports as a senior . . . Listed as a "Who's Who" among American High School Students . . . A Student Council representative as a senior . . . Broke Wilmington High season assist record as a freshman, then broke the career mark as a sophomore . . . A preseason All-America in football and basketball, making several honorable mention lists in both sports . . . Helped Wilmington to the conference championship as a junior . . . Captained the South in Ohio's annual North-South All-Star Game in basketball.



### Player Factbox:

**Full Name:** Gregory Keith Nared  
**Date of Birth:** May 7, 1966  
**Birthplace:** Dayton, Ohio  
**Guardian:** Audrey C. Young  
**H.S. Coach:** Norm Persin

	GP	GS	FGM	FGA	Pct.	FTM	FTA	.Pct	Reb.	Asst.	Pts.	Avg.
Freshman	7	0	3	8	.375	0	3	.000	5	3	6	0.9






# 44

## STEVE HOOD

**Freshman/Guard-Forward**  
**6-6, 190**  
**DeMatha High,**  
**Hyattsville, Md.**


Smooth swingman who should step in at Maryland and have an immediate impact . . . Learned his basketball the right way—at DeMatha under coach Morgan Wootten . . . Solid ballhandling skills and outside shooting touch allow him to play both forward and guard . . . Steady performer who gained a reputation as a big-play man at DeMatha.

**High School**—Climbed well up most All-America lists with an outstanding senior year . . . By season's end, was considered one of the top 25 players in the country . . . Some publications had him listed among the top 15 . . . Was selected to McDonald's prestigious Dream Team, a listing of the top 25 players in the nation . . . Averaged 21 points, 8 rebounds and 3 blocked shots per game as a senior, shooting 57 percent from the field and 83 percent from the line . . . Named MVP at highly regarded 5 Star Basketball Camp in Pittsburgh after his junior year . . . Had 17 points for the Capital All-Stars vs. the U.S. Stars in April's Capital Classic at Cole Field House . . . All-Metro choice and Player of the Year as a senior, with All-Metro, All-State and All-County honors as a junior.



### **Player Factbox:**

**Full Name:** Steve Lamarr Hood  
**Date of Birth:** April 4, 1968  
**Birthplace:** Lynchburg, Va.  
**Parents:** Robert and Barbara Hood  
**H.S. Coach :** Morgan Wootten




# 10

## MARK KARVER

**Freshman/Guard-Forward**  
**6-7, 195**  
**Chevy Chase High**  
**Bethesda, Md.**


A candidate for playing time at either guard or forward. Versatile player with vast range of skills; can play either point guard, No. 2 guard or small forward . . . Good outside shooter who should add depth in the backcourt or contend for a position on the wing . . . Excellent ballhandler for his size . . . Heady player who anticipates well and shows surprising quickness.

**High School**—An honorable mention All-America choice whom some scouts rated on the same level as Terp teammate Steve Hood . . . An All-Metro selection by both the Washington Post and Washington Times . . . All-Montgomery County as well . . . Becomes first Montgomery County recruit to join Terps since Blair High's Brian Magid attended Maryland 10 years ago . . . Averaged 20 points, 9 rebounds and 6 assists per game, shooting 55 percent from the floor and 83 percent from the line as a senior . . . Hit 45-foot shot at the buzzer last spring to give Chevy Chase the Class AA Regional title, then led CC to overall 2A Maryland state crown . . . Late father was a standout at nearby George Washington University.



### **Player Factbox:**

**Full Name:** Mark Louis Karver  
**Date of Birth:** May 3, 1968  
**Birthplace:** Silver Spring, Md.  
**Parent:** Avorey Karver  
**H.S. Coach:** Bill Wright



# 5

## MITCH KASOFF

**Freshman/Guard**  
**6-1, 175**  
**Pikesville High**  
**Baltimore, Md.**

Walk-on guard candidate . . . Standout shooter who could be used in specific situations . . . Should benefit from NCAA adoption of 3-point shot . . . Outstanding shooting range . . . Solid all-around athlete who was an All-County (Baltimore) selection at quarter-back and safety and a lacrosse midfielder.

**High School**—One of few players from Baltimore County with ability to attempt Division I basketball . . . Led state in scoring as a junior (28.7); although average dropped to 24 points per game as a senior, his shooting percentage, rebounds and assists all went up . . . A first-team All-American selection by the New York Jewish Post & Opinion . . . All-Metro pick by the Baltimore Sun . . . A two-time All-County selection . . . Led Pikesville High to Class A/Region IV title as a junior . . . Reigns as all-time leading scorer in Pikesville history (1,614 points) . . . High game was 46 vs. Owings Mills . . . Broke career and game scoring records held by brother Eddie, who played basketball and football at Johns Hopkins.



### *Player Factbox:*

**Full Name:** Mitchell Andrew Kasoff  
**Date of Birth:** January 9, 1968  
**Birthplace:** Baltimore, Md.  
**Parents:** Harvey and Helaine Kasoff  
**H.S. Coach:** Sam Norman



# 11

## TEYON McCOY

**Freshman/Guard**  
**6-1, 170**  
**Bishop Noll High**  
**Hammond, Ind.**


Could step in and have an immediate impact in the Terp backcourt . . . Outstanding quickness and ballhandling abilities . . . Court sense and unselfish style make him an ideal candidate as point guard . . . Gained widespread acclaim as the most complete high school player in the state of Indiana as a senior; does nothing spectacularly but most everything well and is solid fundamentally.

**High School**—Ranked among the 50 top players in the nation on several noted prep lists as a senior . . . Averaged 23.1 points, 3 steals and 3 assists per game despite marginal supporting cast at Bishop Noll, setting school records for most points in a game (43) and field goals in a game (21) . . . A finalist for coveted "Mr. Basketball" honors in Indiana . . . Averaged 18.1 points per game as a junior . . . Was a four-year starter and two-time team captain at Bishop Noll . . . Participated in the McDonalds Capital Classic and Kentucky Derby Festival . . . Three-time all-conference and all-Area selection.



### *Player Factbox:*

**Full Name:** Teyon Ornell McCoy  
**Date of Birth:** November 4, 1967  
**Birthplace:** East Chicago, Ind.  
**Parents:** Odestress and Ruth McCoy  
**H.S. Coach:** Jack Gabor




# 50

## PHIL NEVIN

**Freshman/Center**  
**6-11, 250**  
**Kiski Area High**  
**Vandergrift, Pa.**


Red-shirt freshman center who lends size and bulk to the Maryland roster . . . Hard worker who needs to work on flexibility and touch around the hoop . . . Helped last season by facing Derrick Lewis and Len Bias in practice, forcing Maryland's starters to get accustomed to taller players . . . Role this season could depend on the progression of freshman Andre Reyes.

**High School**—A McDonald's All-America selection and an All-Metro (Pittsburgh area) choice by Street & Smith . . . Averaged 14.5 points, 11 rebounds and seven blocked shots per game as a senior . . . Led Kiski Area to the Section I title that season and was named to the Allegheny Kiski Valley first team . . . Played in the Dapper Dan Classic after his senior season, regarded as one of the nation's top high school All-Star games . . . Started at center for three straight years, as Kiski Area posted 23-6 and 23-3 records en route to the WPIAL 4A Championship when Nevin was a junior and senior, respectively . . . Averaged 13 points, 9 rebounds and 5 blocks per game throughout his school career.



### Player Factbox:

**Full Name:** Phillip Gene Nevin  
**Date of Birth:** Jan. 13, 1967  
**Birthplace:** Selby County, Ohio  
**Parents:** Gene and Evelyn Nevin  
**H.S. Coach:** Samuel Intreiri



# 4


## IVAN POWELL

**Sophomore/Guard**  
**6-3, 200**  
**Mattatuck, C.C.**  
**Hartford, Conn.**

A Junior College transfer who should immediately help the Maryland backcourt . . . Prolific shooter at Mattatuck Community College and another player who could become an offensive presence because of the newly installed three-point shot . . . The prototypical No. 2 guard; could challenge for a starting slot . . . Could be the scorer Maryland needs with the loss of forwards Len Bias, Speedy Jones and guard Jeff Baxter.


**Freshman**—Had an outstanding season at Mattatuck—was the only freshman in the nation to be named to the national JUCO All-American first team . . . Averaged 24.7 points per game and shot 60.3 percent from the floor . . . Hit game-winning shot at the buzzer last season to advance Mattatuck to the national JUCO Championships.

**High School**—An honorable mention All-America at Buckley High in Hartford . . . Averaged 24.0 points and 9.1 rebounds per game as a senior . . . An All-State selection twice . . . Shot 58.6 percent from the floor as a senior and set school records for best free-throw percentage (93.4) and season scoring (528 points) . . . Was also an All-Conference selection in baseball for three straight years as a first baseman . . . Served as President of the Black Awareness Club . . . Plays the organ, piano and drums .



### Player Factbox:

**Full Name:** Ivan Wellesley Powell  
**Date of Birth:** Oct. 1, 1966  
**Birthplace:** Hartford, Conn.  
**Parents:** Hubert and Edith Powell  
**H.S. Coach :** Joseph Dichaira



# 45

## ANDRE REYES

**Freshman/Center**


**6-11, 220**

**Manning High**

**Manning, S.C.**

A strong possibility as Maryland's big man of the future . . . Has outstanding physical tools and attitude . . . Needs to work on fluidity around the basket and shooting touch in the paint . . . Didn't rank among the top high school big men in the nation as a senior, but was recruited vigorously by several ACC and Big East powers . . . In time, could become a dominant force at both ends of the court.

**High School**—Averaged 17.4 points, 10.2 rebounds, 4.7 blocked shots and 3.1 assists per game as a senior at Manning High . . . Named team MVP and played in South Carolina's annual North-South All-Star Game . . . Led Manning to conference championship and was an All-State, All-District and All-Conference selection . . . Lists Len Bias and James Worthy as his favorite hoop players . . . Chose Maryland over Georgetown, N.C. State, Clemson and Tennessee . . . Spent most of his childhood summers in New York City, where he was born.



### Player Factbox:

**Full Name:** Andre Reyes

**Date of Birth:** December 7, 1968

**Birthplace:** Bronx, N.Y.

**Parents:** Justin Reyes, Bessie Hilton

**H.S. Coach:** Gunter Sweat

## Returning Leaders

### Total Points

1. Derrick Lewis (216)
2. John Johnson (181)
3. David Dickerson (32)
4. Greg Nared (6)

### Total Rebounds

1. Derrick Lewis (222)
2. John Johnson (29)
3. David Dickerson (22)
4. Greg Nared (5)

### Total Assists


1. John Johnson (35)
2. Derrick Lewis (28)
3. David Dickerson (7)
4. Greg Nared (3)

### Field Goal Percentage


1. John Johnson (.500)
2. Derrick Lewis (.485)
3. David Dickerson (.440)
4. Greg Nared (.375)

### Free Throw Percentage

1. David Dickerson (.769)
2. Derrick Lewis (.684)
3. John Johnson (.642)
4. Greg Nared (.000)



*Veteran assistant coach Ron Bradley (L) instructs the 1986-87 Terps, one of the youngest squads in ACC history.*



# 20


## TOM WORSTELL

**Junior/Guard**  
**6-2, 190**  
**Stonewall Jackson High**  
**Manassas, Va.**

An All-American lacrosse midfielder who impressed the basketball staff during walk-on tryouts in November . . . Was invited back for a two-week practice evaluation and was again impressive . . . Joined the roster permanently just before Thanksgiving, under a gentleman's agreement between Wade and lacrosse coach Dick Edell . . . A superb athlete who will help the Terps in specific situations and lend depth to the backcourt.


**At Maryland**—Named ACC Player of the Year in lacrosse in 1986, as he led the Terps to their first NCAA tournament appearance since 1983 . . . Was the only sophomore selected to the USILA's first-team All-American squad, and has already established himself as one of the finest midfielders in Maryland history . . . Led the squad in goals (22) and finished second in total points (39) . . . Followed brothers Pete (1977-81, three-time All-America) and Tim (1980-84, All-ACC) to College Park.

**High School**—Earned MVP honors in football, basketball and lacrosse as a senior . . . Was good enough in hoops to be recruited by Virginia, among others . . . Quarterbacked Stonewall Jackson to division title as a senior and earned All-America lacrosse honors that spring.



### Player Factbox:

**Full Name:** Thomas Dickinson  
Worstell  
**Date of Birth:** January 31, 1966  
**Birthplace:** Garden City, N.Y.  
**Parents:** Gayl and Peggy Worstell  
**H.S. Coach:** Pat Brizzi (basketball)




# 13

## PAT HOLLAND

**Freshman/Forward**  
**6-8, 195**  
**DeMatha High**  
**University Park, Md.**

A successful walk-on candidate whose athletic ability caught Wade's eye early in the preseason . . . Despite his size, never played high school basketball at DeMatha, but did play lacrosse for the Stags . . . Lettered for two seasons at crease attack for John McCarthy, and was a member of DeMatha's Washington Area Lacrosse League champions . . . Father Charles attended Maryland.



### Player Factbox:

**Full Name:** Patrick James Holland  
**Date of Birth:** December 12, 1968  
**Birthplace:** Washington, D.C.  
**Parents:** Charles and Mary Holland  
**H.S. Coach:** None

**Comprehensive Stats of Returning Players  
Against Common Opponents  
1985-86 and 1986-87**

Derrick Lewis	Min.	FGM-FGA	FTM-FTA	Pts.	Reb.	Turn.	Steals	Asst.	Blk.
Fairleigh Dickinson	33	5-6	3-4	13	8	2	3	1	6
Notre Dame	24	2-5	1-2	5	0	3	1	0	1
N.C. State (2 games)	72	12-19	3-4	27	8	7	3	7	4
Towson State	21	1-2	2-2	4	3	1	0	0	2
North Carolina (3 games)	103	10-19	13-16	33	24	10	5	3	9
Virginia (2 games)	59	4-8	2-5	10	13	4	2	4	8
Duke (2 games)	67	4-9	1-3	9	19	3	1	3	2
Clemson (2 games)	61	5-17	2-3	12	17	4	1	1	4
West Virginia	37	0-4	2-3	2	8	2	1	0	1
Georgia Tech (3 games)	103	9-18	6-6	24	11	5	4	1	2
Wake Forest (2 games)	64	3-9	3-5	9	19	1	2	3	4
UMES	20	1-4	1-2	3	5	1	1	0	2

John Johnson	Min.	FGM-FGA	FTM-FTA	Pts.	Reb.	Turn.	Steals	Asst.	Blk.
Fairleigh Dickinson	16	1-5	0-1	2	1	3	0	3	0
Notre Dame	33	6-15	0-2	12	3	1	1	1	0
N.C. State (2 games)	21	2-5	1-2	5	0	2	1	1	0
Towson State	24	2-5	6-7	10	2	0	1	1	0
North Carolina (3 games)	24	1-3	2-2	4	1	1	0	0	0
Virginia (2 games)	9	2-3	1-1	5	0	1	2	0	0
Duke (2 games)	55	8-16	4-5	20	2	7	0	4	0
Clemson (1 game)	2	0-0	0-0	0	1	2	0	0	0
West Virginia	10	0-1	1-2	1	0	1	1	1	0
Georgia Tech (3 games)	26	1-2	0-2	2	2	6	0	1	0
Wake Forest (2 games)	29	7-12	1-2	15	4	0	0	2	0
UMES	22	6-9	3-6	15	2	1	0	1	0

David Dickerson	Min.	FGM-FGA	FTM-FTA	Pts.	Reb.	Turn.	Steals	Asst.	Blk.
Fairleigh Dickinson	5	0-0	0-1	0	1	0	0	0	0
Notre Dame				DID NOT PLAY					
N.C. State				DID NOT PLAY					
Towson State	11	2-3	2-2	6	2	0	0	1	1
North Carolina (2 games)	2	0-0	0-0	0	0	0	0	0	0
Virginia (1 game)	1	0-0	0-0	0	0	0	0	0	0
Duke (2 games)	20	0-2	2-2	2	4	1	0	0	1
Clemson (1 game)	24	3-9	3-4	9	3	3	0	4	1
West Virginia				DID NOT PLAY					
Georgia Tech				DID NOT PLAY					
Wake Forest (1 game)	2	0-1	0-0	0	1	0	0	0	0
UMES	16	3-3	0-0	6	5	1	1	0	1

Greg Nared	Min.	FGM-FGA	FTM-FTA	Pts.	Reb.	Turn.	Steals	Asst.	Blk.
Fairleigh Dickinson				DID NOT PLAY					
NOTRE DAME				DID NOT PLAY					
N. C. State				DID NOT PLAY					
Towson State				DID NOT PLAY					
North Carolina (1 game)	1	0-0	0-0	0	0	0	0	0	0
Virginia				DID NOT PLAY					
Duke (1 game)	14	2-3	0-3	4	1	2	0	1	0
Clemson (1 game)	14	0-2	0-0	0	0	2	0	1	0
West Virginia				DID NOT PLAY					
Georgia Tech				DID NOT PLAY					
Wake Forest (1 game)	2	0-0	0-0	0	0	0	0	0	0
UMES	6	0-0	0-0	0	1	3	0	2	0

# 1986-87 ATLANTIC COAST CONFERENCE BASKETBALL SCHEDULE

	SUNDAY	MONDAY	TUESDAY	WEDNESDAY	THURSDAY	FRIDAY	SATURDAY
NOVEMBER						21 Temple at VIRGINIA (INT CLASSIC) (Play continues Nov. 25-29 semi-finals & finals in New York)	
						28 CLEMSON at IPTAY Invitational DUKE at Seaside Class. Hawaii GEORGIA TECH at Richmond Tip Off NORTH CAROLINA at Hawaii-Lao N.C. STATE at Alaska Shootout	29 CLEMSON at IPTAY Invitational DUKE at Seaside Class. Hawaii GEORGIA TECH at Richmond Tip Off NORTH CAROLINA at Hawaii-Lao N.C. STATE at Alaska Shootout
	30 N.C. STATE at Alaska Shootout	1 Pennsylvania at GEORGIA TECH NORTH CAROLINA at UCLA Coastal Carolina at WAKE FOREST		3 UNC Asheville at CLEMSON East Carolina at DUKE Georgia at GEORGIA TECH Stetson at NORTH CAROLINA East Tennessee at N.C. State VMI at VIRGINIA WAKE FOREST Davidson (Charlotte)			
DECEMBER	7 VIRGINIA at Investors Classic	8 Davidson at DUKE		10 East Tennessee at VIRGINIA			13 Jacksonville at NORTH CAROLINA DUKE Alabama (East Rutherford, N.J.) GEORGIA TECH at LSU
	14 CLEMSON at South Carolina		16 Praine View at CLEMSON	17 Armstrong State at CLEMSON UNC Asheville at N.C. STATE Baptist at WAKE FOREST			20 GEORGIA TECH Boston College (Tokyo, Japan) Illinois at NORTH CAROLINA VIRGINIA Arkansas (Pine Bluff, Ark.) UNC Wilmington at WAKE FOREST
	21 GEORGIA TECH So. Methodist (Tokyo, Japan)	22 DUKE at Miami (Fla.) N. CAROLINA Furman (Charlotte) Marist at N.C. STATE WAKE FOREST Virginia Tech (Roanoke)					27 GEORGIA TECH at Holiday Festival VIRGINIA at Holiday Festival Winthrop at MARYLAND NORTH CAROLINA Kansas State (Kansas City) N.C. STATE at Tampa
		29 CLEMSON at TCBY Tourm (Little Rock) Appalachian at DUKE GEORGIA TECH at Holiday Festival VIRGINIA at Holiday Festival N. CAROLINA at Cotton Bowl (Dallas) WAKE FOREST at Cable Car (San Francisco) Fairleigh Dickinson at MARYLAND	30 CLEMSON at TCBY Tournament Northwestern at DUKE N. CAROLINA at Cotton Bowl Classic Loyola (Chicago) at N.C. State WAKE FOREST at Cable Car Class.	31 Notre Dame at MARYLAND		2 CLEMSON at Hawaii Pacific Tournament	3 DUKE at VIRGINIA GEORGIA TECH at WAKE FOREST MARYLAND at N.C. STATE CLEMSON at Hawaii Pacific Tournament NORTH CAROLINA at LaSalle
JANUARY		5 William & Mary at DUKE Towson State at MARYLAND Brown at VIRGINIA Md. Eastern Shore at WAKE FOREST		7 N.C. STATE at CLEMSON St. Joseph's at DUKE Missouri at VIRGINIA Appalachian at WAKE FOREST	8 MARYLAND at NORTH CAROLINA		10 CLEMSON at WAKE FOREST NORTH CAROLINA at DUKE GEORGIA TECH at N.C. STATE VIRGINIA at MARYLAND
		12 Fla. International at CLEMSON GEORGIA TECH at Old Dominion Lehigh at WAKE FOREST		14 DUKE at MARYLAND NORTH CAROLINA at VIRGINIA Furman at CLEMSON North Carolina A&T at GEORGIA TECH	15 WAKE FOREST at N.C. STATE		17 MARYLAND at CLEMSON WAKE FOREST at DUKE Villanova at VIRGINIA
	18 N.C. STATE at NORTH CAROLINA	19 Bucknell at MARYLAND VIRGINIA at Jacksonville	20 CLEMSON at GEORGIA TECH	21 DUKE at N.C. State West Virginia at MARYLAND	22 VIRGINIA at GEORGIA TECH NORTH CAROLINA at WAKE FOREST		24 DUKE at CLEMSON GEORGIA TECH at NORTH CAROLINA WAKE FOREST at VIRGINIA MARYLAND at Old Dominion
	25 N.C. STATE Kansas (Kansas City)	26 Winthrop at CLEMSON Cornell at DUKE		28 NORTH CAROLINA at CLEMSON N.C. State at VIRGINIA Richmond at WAKE FOREST MARYLAND at James Madison	29 DUKE at GEORGIA TECH		31 VIRGINIA at CLEMSON DUKE at WAKE FOREST Oklahoma at N.C. STATE
FEBRUARY	1 MARYLAND at GEORGIA TECH NORTH CAROLINA at Notre Dame	2 MARYLAND at Wake Forest Stetson at DUKE N.C. STATE at DePaul	3 Georgia State at GEORGIA TECH	4 CLEMSON at MARYLAND VIRGINIA at DUKE	5 NORTH CAROLINA at N.C. STATE WAKE FOREST at Winthrop		7 MARYLAND at DUKE WAKE FOREST at GEORGIA TECH South Carolina at CLEMSON N.C. STATE at Louisville
	8 VIRGINIA at NORTH CAROLINA		10 GEORGIA TECH at MARYLAND DUKE at Harvard	11 CLEMSON at N.C. STATE WAKE FOREST at NORTH CAROLINA VIRGINIA Virginia Tech (Richmond)			14 CLEMSON at VIRGINIA N.C. STATE at GEORGIA TECH NORTH CAROLINA at MARYLAND UNC Charlotte at WAKE FOREST
	15 Marquette at NORTH CAROLINA DUKE at Notre Dame	16 Central Florida at MARYLAND		18 WAKE FOREST at CLEMSON GEORGIA TECH at VIRGINIA Md. Baltimore at MARYLAND East Tennessee at NORTH CAROLINA	19 N.C. STATE at DUKE		21 CLEMSON at NORTH CAROLINA GEORGIA TECH at DUKE
	22 WAKE FOREST at MARYLAND VIRGINIA at N.C. STATE GEORGIA TECH at DePaul			25 GEORGIA TECH at CLEMSON N.C. STATE at MARYLAND VIRGINIA at WAKE FOREST	26 DUKE at NORTH CAROLINA	27 UMES at MARYLAND	28 CLEMSON at DUKE N.C. STATE at WAKE FOREST
MARCH	1 NORTH CAROLINA at GEORGIA TECH MARYLAND at VIRGINIA	2 Chicago State at N.C. STATE				6 ACC Tournament at Capital Centre (Games at 12:00 2:30 7:00 9:00)	7 ACC Tournament at Capital Centre (Games at 1:30 3:30)
	8 ACC Tournament at Capital Centre (Championship Game at 1:00)						

# Winthrop College

December 27 8:00 P.M.  
College Park, Maryland  
Cole Field House



Sports Information Director: Sam Copeland  
Office Phone: (803) 329-2140  
Home Phone: (803) 285-6105  
Series Record: First Meeting

Location: Rock Hill, South Carolina  
Nickname: Eagles  
Home Court: Winthrop Coliseum (6,100)  
Head Coach: Steve Vacendak (Duke '66)  
Record at School: First Year  
Overall Record: 5-21, 1 year  
1985-86 Record: 20-9  
Returning Lettermen: Ted Houpt, 6'5", 11.6; Everett Sesker, 6'9", 3.9.  
Top Newcomers: Brian Brunson, 6'4"; Reggie Penny, 6'7"; Ken Smith, 6'5"; Sean Smith, 6'1"; Jerry Johnson, 6'6".  
Lettermen Lost: Fred McKinnon, 21.1; Allen Washington, 16.3; Jon Bowman, 7.7; Jerome McKiver, 4.5.  
Conference: Big South  
Colors: Garnet and Gold

**1986-87 Schedule**  
Nov. 28 at UMES  
Nov. 29 METHODIST COLLEGE  
Dec. 6 at Towson State  
Dec. 8 GREENSBORO COLLEGE  
Dec. 14 at Miami (FL)  
Dec. 17 at Furman  
Dec. 22 at Brooklyn College  
Dec. 27 at Maryland  
Dec. 30 at New Mexico  
Jan. 3 at Air Force  
Jan. 5 at Campbell  
Jan. 8 at Baptist College  
Jan. 10 at New Orleans  
Jan. 12 at Augusta College  
Jan. 15 BAPTIST COLLEGE  
Jan. 19 at Radford  
Jan. 24 CAMPBELL  
Jan. 26 at Clemson  
Jan. 28 RADFORD  
Jan. 31 FURMAN  
Feb. 5 WAKE FOREST  
Feb. 9 at N.C. State  
Feb. 12 at Howard  
Feb. 14 AUGUSTA COLLEGE  
Feb. 16 EAST CAROLINA  
Feb. 18 BROOKLYN COLLEGE  
Feb. 23 at Loyola (Balt.)

# Fairleigh Dickinson

December 29 8:00 P.M.  
College Park, Maryland  
Cole Field House



Sports Information Director: Michael Elkow  
Office Phone: (201) 692-2244  
Home Phone: (201) 855-0555  
Series Record: 2-0 Maryland

Location: Rutherford, New Jersey  
Nickname: Knights  
Home Court: University Gym (1250)  
Head Coach: Tom Green (Syracuse '71)  
Record at School: 60-30, 3 years  
Overall Record: 60-30, 3 years  
1985-86 Record: 22-8  
Returning Lettermen: Jamie Latney, 6'6", 14.1; Damari Riddick, 6'8", 13.9; Kevin Horton, 6'4", 9.5; Kevin Saulny, 5'10", 6.0; Kelvin Bigelow, 6'3", 3.6; Darrell Frazier, 6'6", 1.7; Torsten Stein, 7'1", 2.4; Akila Shokai, 6'8", 1.1.  
Top Newcomers: Richard Moore, 6'2"; Mike Bozeman, 6'3"; Eric Odom, 6'4".  
Lettermen Lost: Gary Wilson, 9.4; Lonnie Jackson, 6.3; Ron Duncan, 9.7.  
Conference: ECAC Metro  
Colors: Columbia Blue and Maroon

**1986-87 Schedule**  
Nov. 29 MT. ST. MARY'S  
Dec. 7 ST. MARY'S COLLEGE  
Dec. 8 at Louisville  
Dec. 11 at St. Francis (NY)  
Dec. 12 MERCY COLLEGE  
Dec. 20 MONTCLAIR STATE  
Dec. 23 at St. Peter's  
Dec. 29 at Maryland  
Jan. 2-3 Blue Devil Tournament (New Britain, Conn.)  
Jan. 5 at Loyola  
Jan. 8 ST. FRANCIS (PA)  
Jan. 10 ROBERT MORRIS  
Jan. 12 at Monmouth  
Jan. 17 at Wagner  
Jan. 24 ST. FRANCIS (NY)  
Jan. 28 MARIST  
Jan. 31 MONMOUTH  
Feb. 5 at Utica  
Feb. 10 MIAMI (FLA) (Meadowlands)  
Feb. 12 at St. Francis (PA)  
Feb. 14 at Robert Morris  
Feb. 16 ST. JOHN'S (Meadowlands)  
Feb. 18 at Marist  
Feb. 23 WAGNER  
Feb. 25 LOYOLA  
Feb. 28 LONG ISLAND

# Notre Dame

December 31 7:00 P.M.  
College Park, Maryland  
Cole Field House



Sports Information Director: Roger Valdiserri  
Office Phone: (219) 239-7516  
Home Phone: (219) 277-0695  
Series Record: 8-5 Notre Dame

Location: South Bend, Indiana  
Nickname: Fighting Irish  
Home Court: Athletic and Convocation Center (11,345)  
Head Coach: "Digger" Phelps  
Record at School: 300-138, 15 years  
Overall Record: 326-141, 16 years  
1985-86 Record: 23-6  
Returning Lettermen: Scott Hicks, 6'3", 5.4; Donald Royal, 6'7", 10.6; Jeff Peters, 6'4", 1.1; David Rivers, 6'0", 16.7; Gary Voce, 6'9", 2.9; Sean Connor, 6'7", 3.5; Mike Smith, 6'3", 1.4; Mark Stevenson, 6'5", 8.7.  
Top Newcomers: Joe Frederick, 6'4"; Jamere Jackson, 6'2"; Tony Jackson, 6'6"; Scott Paddock, 6'9"; Keith Robinson, 6'9".  
Lettermen Lost: Ken Barlow, 14.9; Jim Dolan, 5.3; Tim Kempton, 6.5; Joe Price, 6.2; Matt Beuwsaert, 1.5.  
Conference: Independent  
Colors: Blue and Gold

**1986-87 Schedule**  
Nov. 21 Coca-Cola NIT Classic (Finals Nov. 29 at Madison Square Garden)  
Dec. 2 INDIANA  
Dec. 4 CORNELL  
Dec. 6 Brigham Young  
Dec. 11 EASTERN MICHIGAN  
Dec. 20 VALPARAISO  
Dec. 29 CENTRAL MICHIGAN  
Dec. 31 at Maryland  
Jan. 3 at Pennsylvania  
Jan. 4 at Yale  
Jan. 10 at DePaul  
Jan. 12 at Creighton  
Jan. 17 WEST VIRGINIA  
Jan. 24 at UCLA  
Jan. 27 DAYTON  
Jan. 29 MARQUETTE  
Feb. 1 NORTH CAROLINA  
Feb. 4 LaSALLE  
Feb. 6 at Vanderbilt  
Feb. 8 at Kansas  
Feb. 15 DUKE  
Feb. 16 WAGNER  
Feb. 18 at Fordham  
Feb. 21 at Utah  
Feb. 25 DEPAUL  
Feb. 28 at Marquette  
March 2 BROOKLYN COLLEGE  
March 5 MIAMI (FL)  
March 7 at Dayton



# NC State

January 3 7:00 P.M.  
Raleigh, North Carolina  
Reynolds Coliseum

February 25 8:00 P.M.  
College Park, Maryland  
Cole Field House



Sports Information Director: Ed Seaman  
Office Phone: (919) 737-2102  
Home Phone: (919) 829-9186  
Series Record: 56-39 NC State

Location: Raleigh, North Carolina  
Nickname: Wolfpack  
Home Court: Reynolds Coliseum (12,400)  
Head Coach: Jim Valvano (Rutgers '67)  
Record at School: 125-70, 6 Years  
Overall Record: 261-167, 15 Years  
1985-86 Record: 21-13

Returning Lettermen: Benny Bolton, 6'7", 8.7; Charles Shackelford, 6'10", 10.3; Kelsey Weems, 6'1", 3.5; Vinny Del Negro, 6'5", 1.7; Kenny Poston, 6'6", 0.9; Walker Lambiotte, 6'7", 4.8; Quentin Jackson, 6'0", 1.3; Teviin Binns, 6'10", 3.4; Chucky Brown, 6'7", 3.1.

Top Newcomers: Andy Kennedy, 6'7"; Avie Lester, 6'9"; Brian Howard, 6'7"; Kenny Drummond, 5'10".

Lettermen Lost: Nate McMillan, 9.4; Ernie Myers, 9.3; Chris Washburn, 17.6; Panagiotis Fasoulas, 2.8.

Conference: Atlantic Coast  
Colors: Red and White

1986-87 Schedule  
Nov. 22 Navy (in Springfield, MA)  
Nov. 28-30 Great Alaska Shootout  
Dec. 3 EAST TENNESSEE STATE  
Dec. 6 at Western Carolina  
Dec. 17 UNC-ASHEVILLE  
Dec. 22 MARIST COLLEGE  
Dec. 27 at Tampa  
Dec. 30 LOYOLA (Chicago)  
Jan. 3 MARYLAND  
Jan. 7 at Clemson  
Jan. 10 GEORGIA TECH  
Jan. 15 WAKE FOREST  
Jan. 18 at North Carolina  
Jan. 21 DUKE  
Jan. 25 at Kansas  
Jan. 28 at Virginia  
Jan. 31 OKLAHOMA  
Feb. 2 at DePaul  
Feb. 5 NORTH CAROLINA  
Feb. 7 at Louisville  
Feb. 9 WINTHROP  
Feb. 11 CLEMSON  
Feb. 14 at Georgia Tech  
Feb. 16 BROOKLYN COLLEGE  
Feb. 19 at Duke  
Feb. 22 VIRGINIA  
Feb. 25 at Maryland  
Feb. 28 at Wake Forest

# Towson State

January 5 8:00 P.M.  
College Park, Maryland  
Cole Field House



Sports Information Director: Peter Schlehr  
Office Phone: (301) 321-2232  
Home Phone: (301) 838-9221  
Series Record: 4-0 Maryland

Location: Towson, Maryland  
Nickname: Tigers  
Home Court: Towson Center (5,200)  
Head Coach: Terry Truax (Maryland '68)  
Record at School: 25-60, (3 years)  
Overall Record: 25-60, (3 years)  
1985-86 Record: 8-20

Returning Lettermen: Bill Leonard, 6'2", 13.7; Mike Fink, 6'5", 9.8; Roddy Kirk, 6'6", 6.5; Tommy Jones, 6'1", 4.6; John Bays, 6'7", 3.2; Ricky Byrd, 6'0", 3.0; Mike Colclough, 6'9", 1.7; Mike Morin, 6'8", 1.6; Marc Boyle, 6'7", 0.3.

Top Newcomers: Eric Kearney, 6'5"; Marty Johnson, 6'2"; Adrian Basey, 6'4".

Lettermen Lost: Steffan Bunsavage, 15.4; Greg McClinton, 10.8.

Conference: East Coast  
Colors: Gold, Black and White

1986-87 Schedule  
Dec. 1 LIBERTY  
Dec. 6 WINTHROP COLLEGE  
Dec. 10 GEORGE MASON  
Dec. 14 SHEPHERD COLLEGE  
Dec. 20 at UMBC  
Dec. 22 at Loyola  
Dec. 29-30 Cotton Bowl Classic  
Jan. 3 RAMAPO COLLEGE  
Jan. 5 at Maryland  
Jan. 7 at William & Mary  
Jan. 10 UMBC  
Jan. 14 at Delaware  
Jan. 17 BUCKNELL  
Jan. 21 at Rider  
Jan. 24 at Lehigh  
Jan. 28 LAFAYETTE COLLEGE  
Jan. 31 HOFSTRA  
Feb. 4 at Drexel  
Feb. 11 at Bucknell  
Feb. 14 RIDER  
Feb. 16 DREXEL  
Feb. 18 LEHIGH  
Feb. 21 at Lafayette College  
Feb. 25 at Hofstra  
March 1 at Dayton

# North Carolina

January 8 9:00 P.M.  
Chapel Hill, North Carolina  
Smith Center

February 14 4:00 P.M.  
College Park, Maryland  
Cole Field House



Sports Information Director: Rick Brewer  
Office Phone: (919) 962-2123  
Home Phone: (919) 929-2721  
Series Record: 77-40 North Carolina

Location: Chapel Hill, North Carolina  
Nickname: Tar Heels  
Home Court: Smith Center (21,444)  
Head Coach: Dean E. Smith (Kansas '53)  
Record at School: 579-171, 25 Years  
Overall Record: 579-171, 25 Years  
1985-86 Record: 28-6

Returning Lettermen: Kenny Smith, 6'3", 12.0; Curtis Hunter, 6'5", 3.9; Jeff Wolf, 6'10", 10.0; Jeff Lebo, 6'2", 9.2; Dave Popson, 6'9", 4.0.

Top Newcomers: Pete Chilcutt, 6'8", F; Jeff Denny, 6'4", G; J.R. Reid, 6'9", F/C; Scott Williams, 6'9½", C.

Lettermen Lost: Brad Daugherty, 20.2; Warren Martin, 6.9; Steve Hale, 11.3; James Daye, 0.3.

Conference: Atlantic Coast  
Colors: Carolina Blue and White

1986-87 Schedule  
Nov. 28-29 Hawaii-Lao Tournament  
Dec. 1 at UCLA  
Dec. 3 STETSON  
Dec. 6 MIAMI (FLA.)  
Dec. 13 JACKSONVILLE  
Dec. 20 ILLINOIS  
Dec. 22 FURMAN  
Dec. 27 at Kansas State  
Dec. 29-30 Cotton Bowl Classic  
Jan. 3 at LaSalle  
Jan. 8 MARYLAND  
Jan. 10 at Duke  
Jan. 14 at Virginia  
Jan. 18 N.C. State  
Jan. 22 at Wake Forest  
Jan. 24 GEORGIA TECH  
Jan. 28 at Clemson  
Feb. 1 at Notre Dame  
Feb. 5 at N.C. State  
Feb. 8 VIRGINIA  
Feb. 11 WAKE FOREST  
Feb. 14 at Maryland  
Feb. 15 MARQUETTE  
Feb. 18 EAST TENNESSEE STATE  
Feb. 21 CLEMSON  
Feb. 26 DUKE  
March 1 at Georgia Tech

# Virginia

January 10 4:00 P.M.  
College Park, Maryland  
Cole Field House

March 1 3:00 P.M.  
Charlottesville, Virginia  
University Hall



Sports Information Director: Rich Murray  
Office Phone: (804) 924-3205/3011  
Home Phone: (804) 978-2966  
Series Record: 79-45 Maryland

Location: Charlottesville, Virginia  
Nickname: Cavaliers  
Home Court: University Hall (8,200)  
Head Coach: Terry Holland Davidson '64)  
Record at School: 250-122, 12 years  
Overall Record: 342-165, 17 years  
1985-86 Record: 19-11

Returning Lettermen: Lance Blanks, 6'4", 2.4; Tom Calloway, 6'0", 7.1; Jeff Daniel, 6'9", 0.7; John Dyslin, 6'11", 0.7; John Johnson, 6'0", 5.8; Andrew Kennedy, 6'7", 9.2; Mel Kennedy, 6'5", 12.0; Tim Martin, 6'11", (Redshirt); Dick Morgan, 6'3", 5.9; Tom Sheehy, 6'9", 10.0; Darrick Simms, 6'3", 2.5; Tony Solomon, 5'10", 1.0.

Top Newcomers: Mark Cooke, 6'5", F; Rob Metcalf, 6'6", F/G.

Lettermen Lost: Olden Polynice, 16.1

Conference: Atlantic Coast

Colors: Orange and Blue

1986-87 Schedule  
Nov. 21 Coca-Cola NIT Classic (Finals Nov. 29 at Madison Square Garden)  
Dec. 3 VMI  
Dec. 6-7 Investors Classic (at Virginia)  
Dec. 10 East Tennessee Classic  
Dec. 20 at Arkansas  
Dec. 27-29 ECAC Holiday Festival  
Jan. 3 DUKE  
Jan. 5 BROWN  
Jan. 7 MISSOURI  
Jan. 10 at Maryland  
Jan. 14 NORTH CAROLINA  
Jan. 17 VILLANOVA  
Jan. 19 at Jacksonville  
Jan. 22 at Georgia Tech  
Jan. 24 WAKE FOREST  
Jan. 28 N.C. State  
Jan. 31 at Clemson  
Feb. 4 at Duke  
Feb. 8 at North Carolina  
Feb. 11 at Virginia Tech  
Feb. 14 CLEMSON  
Feb. 16 at Daytona  
Feb. 18 GEORGIA TECH  
Feb. 22 at N.C. State  
Feb. 25 at Wake Forest  
March 1 MARYLAND

# Duke

January 14 8:00 P.M.  
College Park, Maryland  
Cole Field House

February 7 4:00 P.M.  
Durham, North Carolina  
Cameron Indoor Stadium



Sports Information Director: John Roth  
Office Phone: (919) 684-2633  
Home Phone: (919) 471-9514  
Series Record: 65-47 Duke

Location: Durham, North Carolina  
Nickname: Blue Devils  
Home Court: Cameron Indoor Stadium (8,564)  
Nickname: Blue Devils  
Head Coach: Mike Krzyzewski (Army '69)  
Record at School: 122-68, 6 years  
Overall Record: 195-127, 11 years  
1985-86 Record: 37-3

Returning Lettermen: Tommy Amaker, 6'0", 6.4; Danny Ferry, 6'10", 5.9; Billy King, 6'6", 4.0; Kevin Strickland, 6'5", 2.1; Martin Nessley, 7'2", 1.7; Quin Snyder, 6'2", 2.3; John Smith, 6'7", 1.9.

Top Newcomers: Alaa Abdelnaby, 6'10", C; Phil Henderson, 6'4", G; Robert Brickley, 6'5", F.

Lettermen Lost: Johnny Dawkins, Mark Alarie, David Henderson, Jay Bilas, Weldon Williams.

Conference: Atlantic Coast

Colors: Royal Blue and White

1986-87 Schedule  
Nov. 28-29 Seaside Classic (Laie, Hawaii)  
Dec. 3 EAST CAROLINA  
Dec. 6 VANDERBILT  
Dec. 8 DAVIDSON  
Dec. 13 Alabama (East Rutherford, NJ)  
Dec. 22 at Miami (FL)  
Dec. 29 APPALACHIAN STATE  
Dec. 30 NORTHWESTERN  
Jan. 3 at Virginia  
Jan. 5 WILLIAM & MARY  
Jan. 7 ST. JOSEPH'S  
Jan. 10 NORTH CAROLINA  
Jan. 14 at Maryland  
Jan. 17 WAKE FOREST  
Jan. 21 at N.C. State  
Jan. 24 at Clemson  
Jan. 26 CORNELL  
Jan. 29 at Georgia Tech  
Jan. 31 at Wake Forest  
Feb. 2 STETSON  
Feb. 4 VIRGINIA  
Feb. 7 MARYLAND  
Feb. 10 at Harvard  
Feb. 15 at Notre Dame  
Feb. 19 N.C. STATE  
Feb. 21 GEORGIA TECH  
Feb. 26 at North Carolina  
Feb. 28 CLEMSON

# Clemson

January 17 4:00 P.M.  
Clemson, South Carolina  
Littlejohn Coliseum

February 4 8:00 P.M.  
College Park, Maryland  
Cole Field House



Sports Information Director: Bob Bradley  
Office Phone: (803) 656-2101/2114  
Home Phone: (803) 654-5419  
Series Record: 60-28 Maryland

Location: Clemson, South, Carolina  
Nickname: Tigers  
Home Court: Littlejohn Coliseum (10,820)  
Head Coach: Cliff Ellis (Florida State '68)  
Record at School: 35-28, 2 years  
Overall Record: 206-112, 11 years  
1985-86 Record: 19-15

Returning Lettermen: Michael Best, 6'4", 6.3; Horace Grant, 6'10", 16.4; Anthony Jenkins, 6'7", 5.6; Grayson Marshall, 6'2", 8.3; Larry Middleton, 6'3", 11.4; Jerry Pryor, 6'7", 6.5; Michael Tait, 6'2", 2.5.

Top Newcomers: Michael Brown, 6'4", G; Ricky Jones, 6'7", F; Tim Kincaid, 6'3", G; Elden Campbell, 6'10", C; Sean Tyson, 6'7", F.

Lettermen Lost: Glenn Corbit, 9.9; Jeff Holstein, 0.9; Glen McCants, 9.2; Chris Michael, 5.3.

Conference: Atlantic Coast

Colors: Purple and Orange

1986-87 Schedule  
Nov. 29 IPTAY Tournament (at Clemson)  
Dec. 3 UNC-ASHEVILLE  
Dec. 6 TEXAS TECH  
Dec. 14 at South Carolina  
Dec. 16 PRAIRIE VIEW A&M  
Dec. 17 ARMSTRONG STATE  
Dec. 29 TCBY Yogurt Classic  
Jan. 2 Hawaii-Pacific Tournament  
Jan. 7 N.C. STATE  
Jan. 10 at Wake Forest  
Jan. 12 FLORIDA INTERNATIONAL  
Jan. 14 FURMAN  
Jan. 17 MARYLAND  
Jan. 20 at Georgia Tech  
Jan. 24 DUKE  
Jan. 26 WINTHROP  
Jan. 28 NORTH CAROLINA  
Jan. 31 VIRGINIA  
Feb. 4 at Maryland  
Feb. 7 SOUTH CAROLINA  
Feb. 11 at N.C. State  
Feb. 14 at Virginia  
Feb. 18 WAKE FOREST  
Feb. 21 at North Carolina  
Feb. 25 GEORGIA TECH  
Feb. 28 at Duke

# Bucknell

January 19 8:00 P.M.  
College Park, Maryland  
Cole Field House



Sports Information Director: Brad Tufts

Office Phone: (717) 524-1227

Home Phone: (717) 524-9230

Series Record: 4-0 Maryland

Location: Lewisburg, Pennsylvania

Nickname: Bisons

Home Court: Davis Gymnasium (2,100)

Head Coach: Charlie Woollum  
(William & Mary '62)

Record at School: 170-133, 11 years

Overall Record: 170-133, 11 years

1985-86 Record: 17-12

Returning Lettermen: Ted Aceto, 6'0", 7.0; Mark Allsteadt, 6'5", 12.5; Mark Atkinson, 6'4", 12.0; Steve Beecy, 6'6", 5.3; Mike Butts, 6'9", 9.3; Bo Heiden, 6'7", 2.4; Steve Schrader, 6'7", 9.8; Chris Seneca, 5'11", 11.0

Top Newcomers: Mike Joseph, 5'11", G; Greg Leggett, 6'6", F.

Lettermen Lost: Kevin Blackwell, 3.8; Mark Lezanic, 4.1.

Conference: East Coast

Colors: Orange and Blue

1986-87 Schedule	
Dec. 5	Youngstown State Tournament
Dec. 8	SUSQUEHANNA
Dec. 12	LEBANON VALLEY
Dec. 22	at George Mason
Dec. 28-29	Utica College Classic
Jan. 3	MARIST
Jan. 5	LYCOMING
Jan. 10	DREXEL
Jan. 13	ST. FRANCIS (N.Y.)
Jan. 15	at Rider
Jan. 17	at Towson State
Jan. 19	at Maryland
Jan. 21	DELAWARE
Jan. 24	at Drexel
Jan. 28	at Hofstra
Jan. 31	LAFAYETTE
Feb. 4	at Lehigh
Feb. 11	TOWSON STATE
Feb. 14	at Delaware
Feb. 16	RIDER
Feb. 21	HOFSTRA
Feb. 25	at Lafayette
Feb. 28	LEHIGH

# West Virginia

January 21 8:00 P.M.  
College Park, Maryland  
Cole Field House



Sports Information Director: Joe Boczek

Office Phone: (304) 293-2821

Home Phone: (304) 296-2085

Series Record: 18-12 West Virginia

Location: Morgantown, West Virginia

Nickname: Mountaineers

Home Court: West Virginia University Coliseum (14,000)

Head Coach: Gale Catlett  
(West Virginia '63)

Record at School: 166-80, 8 years

Overall Record: 292-124, 14 years

1985-86 Record: 22-11

Returning Lettermen: Herbie Brooks, 6'2", 2.4; Darrell Pinckney, 6'9", 5.6; Darryl Prue, 6'7", 7.8; Eric Semisch, 6'8", 2.9; Wayne Yearwood, 6'7", 8.9.

Top Newcomers: Steve Berger, 5'11"; Chris Brooks, 6'6"; John Miller, 6'5"; Brett Vincent, 5'10".

Lettermen Lost: Dale Blaney, 17.0; Holman Harley, 15.2; Renardo Brown, 9.1; Vernon Odom, 5.9.

Conference: Atlantic 10

Colors: Old Gold and Blue

1986-87 Schedule	
Nov. 29	GEORGE MASON
Dec. 3	JAMES MADISON
Dec. 6	ST. BONAVENTURE
Dec. 8	at St. Joseph's
Dec. 10	VIRGINIA TECH
Dec. 13	at Pittsburgh
Dec. 22	at Rutgers
Dec. 27	MARSHALL
Dec. 30	at Fresno State
Jan. 4	DUQUESNE
Jan. 8	at Rhode Island
Jan. 10	at Massachusetts
Jan. 14	at George Washington
Jan. 17	at Notre Dame
Jan. 19	MASSACHUSETTS
Jan. 21	at Maryland
Jan. 24	RHODE ISLAND
Jan. 28	PENN STATE
Jan. 31	at Duquesne
Feb. 3	ALABAMA-BIRMINGHAM
Feb. 5	at St. Bonaventure
Feb. 7	at Penn State
Feb. 12	GEORGE WASHINGTON
Feb. 14	TEMPLE
Feb. 19	RUTGERS
Feb. 22	ST. JOSEPH'S
Feb. 24	at Temple

# Old Dominion

January 24 7:30 P.M.  
Norfolk, Virginia  
The Scope



Sports Information Director: Carol Hudson, Jr.

Office Phone: (804) 440-3372

Home Phone: (804) 625-2061

Series Record: 3-0 Maryland

Location: Norfolk, Virginia

Nickname: Monarchs

Home Court: The Scope (10,258)

Head Coach: Tom Young (Maryland '58)

Record at School: 23-8, one year

Overall Record: 457-249, 26 years

1985-86 Record: 23-8

Returning Lettermen: Fred Smith, 5-11, 8.5; Garrick Davis, 6-8, 4.9; Bernard Royster, 6-5, 3.0; Steve Trax, 6-6, 2.3.

Top Newcomers: Anthony Carver, 6-7, F; Kirk Eady, 6-4, G; David Grissom, 6-8, F; Gerald Lofton, 6-8, F (Jr.); Howard Morgan, 6-9, C; Mark Siciliano, 6-3, G.

Lettermen Lost: Kenny Gattison, 17.4; Keith Thomas, 14.1; Ronnie Wade, 7.7; Clarence Hanley, 6.8; Sylvester Charles, 3.7.

Conference: Sun Belt

Colors: Columbia Blue and White

1986-87 Schedule	
Nov. 29	VIRGINIA TECH
Dec. 4	MIDDLE TENNESSEE STATE
Dec. 6	WILLIAM & MARY
Dec. 14	at James Madison
Dec. 17	LONG ISLAND
Dec. 20	at DePaul
Dec. 22	RICHMOND
Dec. 27	Runnin' Rebel Classic (Las Vegas)
Jan. 3	at South Florida
Jan. 5	at Alabama-Birmingham
Jan. 8	VIRGINIA COMMONWEALTH
Jan. 10	at UNC-Charlotte
Jan. 12	GEORGIA TECH
Jan. 14	at Missouri
Jan. 17	at Jacksonville
Jan. 19	SOUTH ALABAMA
Jan. 24	MARYLAND
Jan. 28	at William & Mary
Jan. 31	ALABAMA-BIRMINGHAM
Feb. 3	at Western Kentucky
Feb. 7	SOUTH FLORIDA
Feb. 9	at South Alabama
Feb. 12	WESTERN KENTUCKY
Feb. 14	at Virginia Commonwealth
Feb. 16	UNC-CHARLOTTE
Feb. 21	at Jacksonville

# James Madison

January 28 7:30 P.M.  
Harrisonburg, Virginia  
JMU Convocation Center



Sports Information Director: Gary Michael  
Office Phone: (703) 568-6154  
Home Phone: (703) 337-7310  
Series Record: First Meeting

Location: Harrisonburg, Virginia  
Nickname: Dukes  
Home Court: JMU Convocation Center (7,612)  
Head Coach: John Thurston (Seton Hall '70)  
Record at School: 5-23, 1 year  
Overall Record: 44-62, 4 years  
1985-86 Record: 5-23  
Returning Lettermen: Thom Brand, 6'11", 1.6; Eric Brent, 6'3½", 14.3; Robert Griffin, 6'2", 8.1; Ken Halleck, 6'1", 2.6; Anthony Inge, 6'3", 2.6; Chad Keller, 6'8", 2.5; David Monroe, 6'6", 9.6; John Newman, 6'5½", 11.8; Ken Schwartz, 6'6", 3.3; Kevin Sutton, 5'11", 0.7.  
Top Newcomers: Benny Gordon, 5'11", G; Ralph Glenn, 6'5", F; Claude Ferdinand, 6'5", F.  
Lettermen Lost: Todd Banks, 10.2; Eric Esch, 2.1.  
Conference: Colonial Athletic Association  
Colors: Purple and Gold

1986-87 Schedule  
Nov. 28 ST. PAUL'S  
Dec. 1 VIRGINIA MILITARY  
Dec. 3 at West Virginia  
Dec. 6 at Virginia Tech  
Dec. 14 OLD DOMINION  
Dec. 20 NORTH CAROLINA-ASHEVILLE  
Dec. 22 at Radford  
Dec. 29-30 Richmond Times-Dispatch Invitational  
Jan. 3 at George Mason  
Jan. 7 COASTAL CAROLINA  
Jan. 10 NAVY  
Jan. 12 AMERICAN  
Jan. 15 CENTRAL CONN. STATE  
Jan. 17 at William & Mary  
Jan. 19 at Richmond  
Jan. 24 UNC-WILMINGTON  
Jan. 26 EAST CAROLINA  
Jan. 28 MARYLAND  
Jan. 31 GEORGE MASON  
Feb. 5 at Navy  
Feb. 9 at American  
Feb. 14 WILLIAM & MARY  
Feb. 16 RICHMOND  
Feb. 18 at Virginia Commonwealth  
Feb. 21 at UNC-Wilmington  
Feb. 23 at East Carolina

# Georgia Tech

February 1 3:00 P.M.  
Atlanta, Georgia  
Alexander Memorial Coliseum

February 10 9:00 P.M.  
College Park, Maryland  
Cole Field House



Sports Information Director: Mike Finn  
Office Phone: (404) 894-5445  
Home Phone: (404) 938-9910  
Series Record: 11-11

Location: Atlanta, Georgia  
Nickname: Yellow Jackets, Rambling Wreck  
Home Court: Alexander Memorial Coliseum (10,000)  
Head Coach: Bobby Cremins (South Carolina '70)  
Record at School: 95-57, 5 years  
Overall Record: 195-127, 11 years  
1985-86 Record: 27-7  
Returning Lettermen: Bruce Dalrymple, 6'4", 10.8; Duane Ferrell, 6'6", 12.1; Antoine Ford, 7'0", 1.6; Tom Hammonds, 6'8", 12.1; John Martinson, 6'1", 0.1; Craig Neal, 6'5", 5.6; Willie Reese, 6'9", 0.9; Anthony Sherrod, 6'6", 1.1.  
Top Newcomers: Michael Christian, 6'3", G; James Munlyn, 6'11", C; Brian Oliver, 6'4", G.  
Lettermen Lost: Mark Price, 17.4; John Salley, 13.1; Jack Mansell, 1.2.  
Conference: Atlantic Coast  
Colors: Old Gold and White

1986-87 Schedule  
Nov. 28-29 Central Fidelity Classic  
Dec. 1 PENN  
Dec. 3 GEORGIA\*  
Dec. 14 at LSU  
Dec. 20 Boston College\*\*  
Dec. 21 Southern Methodist\*\*  
Dec. 27 Holiday Festival Classic  
Dec. 29 Holiday Classic Finals  
Jan. 3 at Wake Forest  
Jan. 10 at N.C. State  
Jan. 12 at Old Dominion  
Jan. 14 NORTH CAROLINA A&T  
Jan. 20 CLEMSON  
Jan. 22 VIRGINIA\*  
Jan. 24 at North Carolina  
Jan. 29 DUKE  
Feb. 1 MARYLAND  
Feb. 3 GEORGIA STATE  
Feb. 7 WAKE FOREST  
Feb. 10 at Maryland  
Feb. 14 N.C. STATE  
Feb. 18 at Virginia  
Feb. 21 at Duke  
Feb. 22 at DePaul  
Feb. 25 at Clemson  
March 1 NORTH CAROLINA\*  
\*—at the Omni, Atlanta  
\*\*—in Tokyo, Japan

# Wake Forest

February 2 8:00 P.M.  
Greensboro, North Carolina  
Greensboro Coliseum

February 22 4:00 P.M.  
College Park, Maryland  
Cole Field House



Sports Information Director: John Justus  
Office Phone: (919) 761-5640  
Home Phone: (919) 945-9729  
Series Record: 38-34 Maryland

Location: Winston-Salem, North Carolina  
Nickname: Demon Deacons  
Home Court: Memorial Coliseum (8,100)  
Head Coach: Bob Staak (Connecticut '71)  
Record at School: 8-21, 1 year  
Overall Record: 96-107, 7 years  
1985-86 Record: 8-21  
Returning Lettermen: Rod Watson, 6'2", 12.8; Mark Cline, 6'7", 12.4; Tyrone Bogues, 5'3", 11.3; Arthur Larkins, 6'4", 5.4; Cal Boyd, 6'1", 3.8; Alan Dickens, 6'8", 2.0.  
Top Newcomers: Tony Black, 6'4", G; Sam Ivy, 6'7", F; Greg Keith, 6'11", C; Antonio Johnson, 6'4", G; Ralph Kitley, 6'10", F/C.  
Lettermen Lost: Charlie Thomas, 10.4; Dennis Calvert, 2.2.  
Conference: Atlantic Coast  
Colors: Old Gold and Black

1986-87 Schedule  
Dec. 1 COASTAL CAROLINA  
Dec. 3 DAVIDSON (at Charlotte)  
Dec. 17 BAPTIST  
Dec. 20 UNC-WILMINGTON  
Dec. 22 at Virginia Tech  
Dec. 29-30 Cable Car Classic  
Jan. 3 GEORGIA TECH  
Jan. 7 APPALACHIAN  
Jan. 10 CLEMSON\*  
Jan. 12 LEHIGH  
Jan. 15 at N.C. State  
Jan. 17 at Duke  
Jan. 22 NORTH CAROLINA\*  
Jan. 24 at Virginia  
Jan. 28 RICHMOND  
Jan. 31 DUKE\*  
Jan. 2 MARYLAND  
Feb. 5 at Winthrop  
Feb. 7 at Georgia Tech  
Feb. 11 at North Carolina  
Feb. 14 UNC CHARLOTTE  
Feb. 18 at Clemson  
Feb. 22 at Maryland  
Feb. 25 VIRGINIA\*  
Feb. 28 N.C. STATE\*  
\*—at Greensboro

# Central Florida

February 16 8:00 P.M.  
College Park, Maryland  
Cole Field House



Sports Information Director: Bob Cefalo  
Office Phone: (305) 275-2464  
Home Phone: (305) 273-4291  
Series Record: First Meeting

Location: Orlando, Florida  
Nickname: Knights  
Home Court: Central Florida Gymnasium (2800)  
Head Coach: Phil Carter (Jacksonville U. '73)  
Record at School: 6-22, 1 year  
Overall Record: 40-68, 4 years  
1985-86 Record: 6-22  
Returning Lettermen: Pat Crocklin, 11.7; Tony Marini, 10.5; Faronte Roberson, 10.2; Cummings Jacobs, 9.3; George Beaton, 7.2; Chris Wallen, 6.7; John Marini, 0.8.  
Top Newcomers: Spam Haithcock, 6'6", F; Edsel Bester, 6'0", G.  
Lettermen Lost: Sam Alexander, 10.8.  
Conference: Independent  
Colors: Black and Gold

**1986-87 Schedule**  
Nov. 28 AMI Classic (Miami, Fla.)  
Nov. 29 AMI Championship/Consolation  
Dec. 6 at Georgia  
Dec. 10 at Florida  
Dec. 13 at Hartford  
Dec. 17 RIDER  
Dec. 19 UCF Invitational  
Dec. 20 UCF Championship/Consolation  
Dec. 29-30 Red Lobster Classic  
Jan. 5 WESTERN ILLINOIS  
Jan. 8 CENTRAL CONN. STATE  
Jan. 10 DELAWARE STATE  
Jan. 12 MARYLAND-EASTERN SHORE  
Jan. 15 ARMSTRONG STATE  
Jan. 21 ROLLINS COLLEGE  
Jan. 24 at South Florida  
Jan. 26 at Florida State  
Jan. 29 at Bethune-Cookman  
Feb. 3 at Armstrong State  
Feb. 10 FLAGLER COLLEGE  
Feb. 14 GEORGIA SOUTHERN  
Feb. 16 at Maryland  
Feb. 21 FLORIDA TECH  
Feb. 25 BETHUNE-COOKMAN  
Feb. 28 FLORIDA INTERNATIONAL  
Mar. 2 at Howard

# UMBC

February 18 8:00 P.M.  
College Park, Maryland  
Cole Field House



Sports Information Director: Steve Levy  
Office Phone: (301) 455-2197  
Home Phone: (301) 655-0250  
Series Record: First Meeting

Location: Baltimore, Maryland  
Nickname: Retrievers  
Home Court: UMBC Fieldhouse (4,024)  
Head Coach: Jeff Bzdelik (Illinois-Chicago '76)  
Record at School: First year  
Overall Record: First year as Head Coach  
1985-86 Record: 5-23  
Returning Lettermen: Marty Stevenson, 6'3", 11.9; Conrad Eaddy, 6'6", 7.8; Joe Hardy, 6'4", 7.0; Terry Brooks, 6'1", 6.3; Bob Richardson, 6'1", 3.1.  
Top Newcomers: Jeff Reynolds, 6'5", F; Larry Simmons, 6'1", G; Reggie Truitt, 6'4", G/F; Duane Faust, 6'5", F; Terrance Lanham, 6'7", F.  
Lettermen Lost: Breck Robinson, 15.8; Chris Strong, 0.6.  
Conference: Independent  
Colors: Old Gold and Black

**1986-87 Schedule**  
Nov. 28 at Northwestern  
Nov. 29 at Northern Iowa  
Dec. 2 NORTHERN ARIZONA  
Dec. 5 Long Island\*  
Dec. 6 St. Francis (N.Y.)\*  
Dec. 8 at The Citadel  
Dec. 10 at Howard  
Dec. 12 at Morgan State  
Dec. 20 TOWSON STATE  
Dec. 29 at Delaware  
Jan. 8 at George Mason  
Jan. 10 at Towson State  
Jan. 14 WESTCHESTER COLLEGE  
Jan. 17 CENTRAL CONNECTICUT STATE  
Jan. 19 MORGAN STATE  
Jan. 22 BROOKLYN COLLEGE  
Jan. 26 at Utica College  
Jan. 28 at Coppin State  
Feb. 2 UTICA COLLEGE  
Feb. 5 HOWARD UNIVERSITY  
Feb. 9 MT. ST. MARY'S  
Feb. 11 at Navy  
Feb. 18 at Maryland  
Feb. 25 at American University  
Feb. 28 at Brooklyn College  
March 3 at UMES

# UMES

February 27 8:00 P.M.  
College Park, Maryland  
Cole Field House



Sports Information Director: Craig Cotton  
Office Phone: (301) 651-2200  
Home Phone: (301) 548-1365  
Series Record: 7-0 Maryland

Location: Princess Anne, Maryland  
Nickname: Hawks  
Home Court: Tawes Gymnasium (3,500)  
Head Coach: Steve Williams (Florida '74)  
Record at School: First year  
Overall Record: First year  
1985-86 Record: 5-24  
Returning Lettermen: Derek Robinson, 6'8", 10.4; Marvin Blye, 6'5", 14.0; Allen White, 6'7", 4.5; Leon Graham, 6'4", 4.4; Mike Robinson, 6'6", 2.7; Eric Torain, 6'0", 2.0; Brion Spriggs, 6'5", 4.1; Larry Stokes, 6'8", 2.0.  
Top Newcomers: Mike Mays, 6'0", G; Roosevelt Arnold, 5'9", G; Demetrius Jones, 6'4", G/F.  
Lettermen Lost: Donnell Boney, 15.0; Altonio Bateman, 3.6; Jamie Harris, 0.0.  
Conference: Mid-Eastern  
Colors: Maroon and Gray

**1986-87 Schedule**  
Nov. 28 WINTHROP COLLEGE  
Dec. 2 SALISBURY STATE  
Dec. 5-6 Marist Tournament  
Dec. 8 BETHUNE-COOKMAN  
Dec. 15 at Radford  
Dec. 20 at Cleveland State  
Jan. 5 at Wake Forest  
Jan. 10 at Bethune-Cookman  
Jan. 12 at Central Florida  
Jan. 14 at Miami (Fla.)  
Jan. 16 at Florida International  
Jan. 19 at Delaware State  
Jan. 24 MORGAN STATE  
Jan. 27 HOWARD UNIVERSITY  
Jan. 31 SOUTH CAROLINA STATE  
Feb. 2 at North Carolina A&T  
Feb. 4 at Coppin State  
Feb. 7 NORTH CAROLINA A&T  
Feb. 9 at South Carolina State  
Feb. 12 at Morgan State  
Feb. 17 at Howard University  
Feb. 19 BOWIE STATE  
Feb. 21 DELAWARE STATE  
Feb. 25 COPPIN STATE  
Feb. 27 at Maryland  
March 3 UMBC












*Two-year starter Derrick Lewis returns as one of the ACC's premier defensive players: His 170 career blocked shots are by far and away the most of any returning ACC player. Look for Lewis, a 6.9 career scorer, to assume a more prominent role in the Terp offense this season.*



*Two versions of the Maryland mascot: A profile of Testuda (above) from his permanent spot in front of McKeldin Library; and the tempestuous Terp, drumming up some basketball excitement.*





*The University of Maryland Chapel, at sunset (below) and on a clear winter's day.*



*With several strong performances last season, sophomore guard John Johnson figures to play a key role in head coach Bob Wade's 1986-87 plans.*





*Right: The Rossborough Inn, built around the turn of the 19th century, became the state of Maryland's agricultural experiment station in 1887.  
Below: The Flowered M near the main entrance to the campus, shot during a rare season when the red and white flowers blended in perfect harmony.*





*Nearly 3 million spectators have flocked Cole Field House to see Maryland Basketball since 1970. During that time, the Terps have averaged more than 13,000 in per-game attendance—the highest such average in the ACC.*




*Forward David Dickerson's athletic ability was clearly evident despite limited playing time in 1985-86. One of four returnees from last season, the sophomore should get a chance to exhibit his talents on a full-time basis in 1986-87.*

*An aerial view of the Maryland campus, featuring Cole Field House and Byrd Stadium. Cole officially opened its doors in December, 1955; the Terp football team played its first game at Byrd in September, 1950.*








# RECORDS AGAINST ALL OPPONENTS

University of Alabama	3-0	Jacksonville University	1-0	Randolph-Macon College	4-1
University of Alaska — Anchorage	1-0	James Madison	0-0	University of Rhode Island	2-0
American University	3-1	Johns Hopkins	19-5	Rhode Island State	0-1
Appalachian State University	2-0	University of Kansas	0-3	University of Richmond	26-14
Arizona State University	1-0	Kansas State University	1-0	Rutgers University	2-2
University of Arizona	0-1	Kent State University	1-0	St. Francis College of Pennsylvania	1-0
Bainbridge Naval Station	0-2	University of Kentucky	3-4	St. John's College — Maryland	9-5
Ball State University	1-0	Kentucky Wesleyan College	1-0	St. John's University	1-1
Baltimore University	2-1	Kings Point	0-1	St. Joseph's University	3-1
Biscayne	1-0	Lafayette College	2-0	St. Peter's College	1-0
Boston College	3-0	LaSalle University	1-0	University of San Francisco	1-0
Boston University	2-0	Leigh University	1-0	Santa Clara University	1-0
Bucknell University	4-0	Long Island University	7-0	Seton Hall University	2-1
Brown University	3-0	Louisiana State University	2-0	University of South Carolina	29-23
University of California — Los Angeles	1-3	University of Louisville	0-4	University of Southern California	1-0
Canius College	7-0	Loyola College — Maryland	3-5	University of Southern Illinois	0-1
Carroll Institute	0-1	Loyola College — Louisiana	1-0	Stanford University	1-0
Catholic University of America	13-9	University of Maine	1-0	Staunton Military Academy	0-1
University of Central Florida	0-0	Manhattan College	1-0	Stevens Institute of Technology	4-1
University of Cincinnati	1-1	Marine Corps Institute	1-1	Syracuse University	5-0
The Citadel	2-0	Marshall University	2-2	University of Tampa	2-0
City College of New York	1-1	Maryland — Baltimore County	0-0	Temple University	1-2
Clemson University	60-28	Maryland — Eastern Shore	7-0	University of Tennessee — Chattanooga	2-0
Cleveland State University	1-0	Memphis State	0-2	University of Tennessee — Knoxville	2-2
Columbia University	2-0	University of Miami	3-3	University of Texas — El Paso	0-1
University of Connecticut	0-1	Miami University	3-1	Texas Tech University	1-0
Creighton University	1-0	University of Michigan	1-2	Towson State University	4-0
Davidson College	6-3	Michigan State University	0-1	The University of Tulsa	1-0
University of Dayton	2-1	University of Minnesota	2-0	Vanderbilt University	1-0
University of Delaware	2-2	University of Mississippi	0-1	Villanova University	1-2
DePaul University	1-0	Mississippi Aggies	0-1	U.S. Air Force Academy	2-0
DePauw University	2-0	Mississippi State University	0-2	U.S. Merchant Marine Academy	1-2
Dickinson College	1-0	Montana State University	1-0	U.S. Military Academy	3-8
Duke University	47-65	Mt. St. Joseph's	1-2	U.S. Naval Academy	30-27
Duquesne University	6-0	University of Nevada — Las Vegas	1-4	University of Virginia	79-45
East Carolina University	5-0	New Mexico A&M	0-1	Virginia Military Institute	41-10
Eastern Kentucky University	1-0	New York University	0-2	Virginia Tech	21-4
East Tennessee State University	1-0	State University of New York — Buffalo	4-0	Wagner College	1-0
University of Evansville	1-0	Niagara University	1-0	Wake Forest University	38-34
Fairleigh Dickinson University	2-0	Univ. of North Carolina — Charlotte	1-0	Washington College	13-4
University of Florida	0-1	Univ. of North Carolina — Chapel Hill	38-79	Washington and Lee University	27-26
Fordham University	7-1	North Carolina State University	39-56	Washington Y.M.C.A.	0-1
Fort Belvoir	0-1	North Eastern University	1-0	Western Kentucky University	2-0
Galludet College	7-6	Northwestern University	0-1	Western Maryland College	12-0
George Mason University	2-0	University of Notre Dame	5-8	West Virginia University	12-18
Georgetown University	34-25	Ohio State University	2-3	Wichita State University	1-0
George Washington University	31-25	Ohio University	1-0	College of William and Mary	21-8
University of Georgia	2-4	Ohio Wesleyan University	0-1	Winthrop College	0-0
Georgia Tech	11-11	Oklahoma State University	1-0	University of Wisconsin	0-2
Hampden-Sydney College	2-2	Old Dominion University	3-0	Woodrow General Hospital	1-1
University of Hawaii	1-0	Penn Military Academy	0-2	University of Wyoming	1-0
Hawaii Pacific College	1-0	Penn State University	8-6	Xavier University	1-0
Hofstra University	1-0	University of Pennsylvania	1-12	Yale University	1-0
Holy Cross College	4-0	Pepperdine University	1-0		
University of Houston	1-1	University of Pittsburgh	3-1		
University of Illinois	0-1	Princeton University	3-3		
Indiana University	0-4	Providence College	0-1		
University of Iowa	1-0	Quantico Marines	1-2		

*A Review of 1985-86*




## A REVIEW OF 1985-86

His sophomore season had just been cashiered in the second round of the NCAA Tournament's West Regional by Nevada-Las Vegas, some five months and 3,200 miles from when and where it had started. And now, just as the disappointment seemed to be setting in, Maryland forward/center Derrick Lewis looked up from the floor of Locker Room No. 4 in the Long Beach Arena and managed a meager smile.

"You know, not too many people remember anybody besides the ACC Champion and maybe a team that goes to the Final Four," Lewis said. "But a lot of good things came out of this season. We beat North Carolina twice, and with a couple of breaks along the way early, who knows what would have happened?"

What did happen wasn't too shabby — particularly considering the method at which it was accomplished. After rolling through a light, early season schedule at 9-2, the Terrapins fell about tough times losing their first six ACC games and falling to 11-10 after a loss to Notre Dame in early February.



**Consensus All-American Len Bias became the first ACC player in nine seasons to win back-to-back conference scoring titles in 1985-86.**

Their post-season hopes spelling NIT, the Terps suddenly emerged from their shell and became one of college basketball's best teams. They won six of their last eight conference games, then conquered the vaunted Tar Heels in the first round of the ACC Tournament.

A heartbreaking, last-second loss to Georgia Tech in the ACC semifinals foiled Maryland's upset bid. And after a rugged win over Pepperdine in the first round of the West Regional, the Terps succumbed to UNLV.

The result was a 19-14 season. Not the most successful season in a storied Terrapin basketball history, but memories of 1985-86 won't need a match to burn brightly for a while, either.

It was the year of Len Bias (23.2 points, 7.0 rebounds per game; 86.4 percent foul shooting), a consensus first-team All

America, the first Terp ever to win the ACC's Most Valuable Player Award twice, and the first player to capture back-to-back conference scoring titles since N.C. State's Kenny Carr did it nine years ago.

It was the year Lefty became Charles — and then Lefty again. In a subtle, preseason announcement to the sports information department, Coach Driesell said he preferred his given name over that famous sobriquet. Word of the change exploded, gaining national attention. Charles? "I'm getting too old for Lefty," Driesell said.

Order was restored shortly after the season started, when Driesell told reporters, "I don't care what you call me, just call me."

And with Charles in Charge, the Terps pulled off college basketball's biggest regular-season upset in mid-February, when an NCAA bid still hung in the balance. Behind a superhuman performance by Bias (35 points) and positive contributions from all starters, Maryland eliminated a nine-point deficit with 2:58 left in regulation and knocked off then-No. 1 North Carolina 77-72 in overtime, slapping the Tar Heels with their first loss ever in the new arena named after Tar Heels Coach Dean Smith.

The emotional victory over the Tar Heels was only one of several marvelous performances by Bias — but probably the most sensational. "If Leonard Bias ain't the Player of the World," Driesell was prompted to claim afterward, "people don't know basketball."

And there were other big late-season victories: a clutch, one-point victory at N.C. State; an awe-inspiring performance in the regular-season finale that saw the Terps hammer highly respected Virginia; and the convincing 85-75 victory over Carolina in the conference tournament.

### Won-Lost Breakdown 1985-86

Overall .....	19-14	Sundays .....	1-2
Home .....	5-7	Mondays .....	1-1
Away .....	10-5	Tuesdays .....	4-1
Neutral Sites .....	5-1	Wednesdays .....	2-0
ACC Games .....	6-8	Thursdays .....	3-1
ACC Home Games .....	3-4	Fridays .....	3-0
ACC Away Games .....	3-4	Saturdays .....	5-9
Non-Conference .....	13-6	By Day .....	3-7
Televised Games .....	8-12	By Night .....	16-7

When Shooting Over 50% .....	11-8
When Opponents Shot Under 45% .....	11-5
When Leading at Halftime .....	13-3
Games Decided by Fewer than 10 Points .....	9-10
Overtime Games .....	2-1
When Outrebounding the Opponent .....	10-7
When PPP was Greater than Opponent's .....	17-4
When Committed Fewer Turnovers .....	11-7
When Derrick Lewis had at least 3 blocks .....	7-2
When Keith Gatlin had at least 5 assists .....	15-7
When Len Bias had at least 20 points .....	14-11
When Jeff Baxter shot higher than 50 percent .....	11-4

"A lot of people said that we were dead and it was over," Driesell said proudly after the Virginia win. "These kids never gave up. They never quit. We played one of the toughest schedules in the country, and I don't know too many teams that could have done a better job with it than we have."

Certainly, perseverance was Maryland's strongest trademark. After losing to Duke in Durham — a game in which Bias scored a school-road record 41 points — Maryland dropped to 0-6 in the conference and things looked bleak.

Bias was supporting the offensive load by himself. Driesell had tried nine different lineups. There were problems at shooting guard and center. Games with North Carolina, Georgia Tech, Virginia, N.C. State, Villanova and Notre Dame remained.

But just as things seemed to hit rock bottom after losing at Notre Dame two weeks after the Duke loss, Maryland found itself. Junior point guard Keith Gatlin (10.2 points, 6.4 assists) regained his confidence — and his outside shooting touch — hitting double figures in his first eight games and 11 of his last 12 after doing it only eight times in the first 20 games. Gatlin set the tone for the N.C. State victory by hitting four perimeter jumpers in the first three minutes.

Senior guard Jeff Baxter (9.5 points), another who struggled with his shooting early on, joined Gatlin in giving the Terps a new look on offense. In what most of the team agreed was the turning point in the season, a 78-69 victory over Clemson five days after the Notre Dame loss, Baxter and Gatlin combined for 38 points, with Baxter netting a career-high 21.

"Coach just sat us down and had a good talk with us," Baxter said after the triumph. "He told us not to worry about being pulled if our shots didn't fall, not to worry about anything and to keep taking the shots when we had them. It was the kind of thing we needed to hear at this point."

The N.C. State victory followed the Clemson win, but Bias, Baxter and freshman John Johnson (5.8) were suspended for violating team curfew rule after defeating the Wolfpack, and subsequently missed the return bout with Clemson two days later. At the time, it was thought another wrench had been thrown in the Terp NCAA reservations. The thoughts appeared bona fide when the Terps, despite 19 points from senior forward Speedy Jones (8.1 points, 4.5 rebounds), lost to the Tigers, 70-60.

At 13-11, there was work to do. In Chapel Hill, it was done. "I don't know if this is the biggest thrill of my life," said Baxter, who sent the game into overtime on a 16-footer from the right side with five seconds left. "But it's up there. I can't tell you now. It's too hard to describe how I feel."

The Terps played one of their best games all season in losing to Georgia Tech, dropping them to 15-12. But victories over Wake Forest and Virginia sewed up an NCAA berth, and the tournament victory over North Carolina gave Maryland a solid fifth seeding in the West.

A chance to face Duke in the ACC Tourney finals was wiped out when Tech forward Duane Ferrell stole Gatlin's inbounds pass from midcourt with five seconds left and dribbled down for the unmolested dunk, giving the Yellow Jackets a 64-62 victory. It was an excruciating loss, but Gatlin took the pain like a man. "I've been the goat before," he said, "and I got through it then."

The Terps got six straight free throws (and 26 points) in the final 2:03 from Bias to fend off Pepperdine, 69-64, and advance



Forward Tom "Speedy" Jones led the 1985-86 Terps with a .551 field goal percentage.

to the second round against UNLV. But the dream died in Long Beach, when the Runnin' Rebels answered a 14-0 run with a 13-1 run themselves, then survived a near-miraculous effort by Bias, who scored 19 of the last 21 Maryland points, to win 70-64.

For seniors Bias, Baxter and Jones, it was the last time they would wear a Terp uniform. But others, like Lewis and Johnson, will be back.

"People doubted all along that we'd get into the tournament, so that was an accomplishment in itself," Baxter said. "But I really thought we were going all the way. People might think I'm crazy, but I really thought we were."

### 1985-86 Opponent Game Highs

<b>Most Points — Game</b>	85 by Hawaii Pacific
<b>Fewest Points — Game</b>	41 by West Virginia
<b>Most Points — Half</b>	49, 1st Half by Duke (A)
<b>Fewest Points — Half</b>	14, 1st Half by Randolph-Macon
<b>Highest Field Goal Pct.</b>	.708 by Georgia Tech (H)
<b>Highest Free Throw Pct.</b>	1,000 by North Carolina (H) 5 of 5
<b>Most Total Rebounds</b>	40 by Ohio State 40 by UNLV (H) & (NCAA) 40 by Stanford
<b>Fewest Turnovers</b>	4 by UNLV (NCAA)
<b>Most Field Goals Att.</b>	71 by Hawaii Pacific
<b>Most Field Goals Made</b>	38 by Hawaii Pacific
<b>Most Free Throws Att.</b>	33 by Ohio State
<b>Most Free Throws Made</b>	26 by Ohio State
<b>Most Offensive Rebounds</b>	21 by UNLV (H)
<b>Most Defensive Rebounds</b>	29 by Stanford

# FINAL 1985-86 STATISTICS

	GP	GS	MIN	FGM	FGA	.PCT	FTM	FTA	.PCT	REB (avg)	PF-DSQ	ASST	BLK	STLS	PTS	AVG
Len Bias	32	32	1185	267	491	.544	209	242	.864	224( 7.0)	90-2	33	14	27	743	23.2
Keith Gatlin	32	30	1063	143	301	.475	40	51	.784	86( 2.7)	49-1	204	5	25	326	10.2
Jeff Baxter	32	30	921	129	270	.478	45	64	.703	62	67-1	101	1	25	303	9.5
Tom Jones	33	9	851	119	216	.551	29	47	.617	155( 4.7)	65-1	36	8	18	267	8.1
Derrick Lewis	33	33	1079	97	200	.485	67	98	.684	222( 6.7)	99-2	28	71	37	261	7.9
John Johnson	31	8	493	69	138	.500	43	67	.642	29	40	35	1	7	181	5.8
Terry Long	28	21	362	35	64	.546	21	34	.618	87( 3.1)	53	16	14	8	91	3.3
Tony Massenburg	29	8	349	28	56	.500	27	48	.563	60	49-1	0	11	9	83	2.9
Dave Dickerson	15		112	11	25	.440	10	13	.769	22	20	7	4	1	32	2.1
David Gregg	15	1	106	10	17	.588	9	19	.474	11	14-1	2	6	2	29	1.9
Greg Nared	7		46	3	8	.375	0	3	.000	5	3	3	0	0	6	0.9

## TEAM 67

<b>Maryland Totals</b>	<b>32</b>		<b>911</b>	<b>1786</b>	<b>.510</b>	<b>500</b>	<b>686</b>	<b>.729</b>	<b>1030(31.2)</b>	<b>549-9</b>	<b>465</b>	<b>135</b>	<b>159</b>	<b>2322</b>	<b>70.4</b>
Opponents	33		873	1820	.480	420	575	.730	1017(30.8)	639-16	457	78	187	2166	65.6

## TEAM 80

Dead Ball Rebounds    Maryland 69    Opponents 73                      Missed Shots    Maryland 1061    Opponents 1128

## 1985-86 Results/Game Leaders

Md.	Opponent	Site	Attendance	Top Scorer	Top Rebounder	Record	
84	Northeastern	72	H	10,800	Bias 23, Gatlin 20	Lewis 10	1-0
81	George Mason	80	A	4,774	Bias 3	Bias 8	2-0
66	Ohio State	78	A	13,407	Bias 23, Lewis 16	Bias 8	2-1
74	F. Dickinson	51	H	6,125	Bias 24	Lewis 8	3-1
77	William & Mary	48	H	6,240	Bias 20	Lewis 10	4-1
63	UNLV	64 (OT)	H	14,500	Bias 22	Bias 10	4-2
42	West Virginia	41	A	7,737	Bias 16	Bias 8, Lewis 8	5-2
91	Towson State	58	H	5,175	Bias 26	Massenburg 5	6-2
60	Alabama	58	H	10,932	Bias 14	Lewis 7, Jones 7	7-2
67	Stanford	65 (2OT)	N	500	Bias 20	Lewis 9	8-2
92	Hawaii-Pacific	85	H	1,200	Bias 29	Bias 10	9-2
75	Duke	81	H	14,500	Bias 28, Johnson 18	Lewis 12	9-3
74	Randolph-Macon	50	H	5,100	Baxter 15	Massenburg 9	10-3
67	Georgia Tech	68	A	7,024	Bias 20	Bias 8	10-4
67	North Carolina	71	H	14,500	Bias 20	Lewis 10	10-5
49	Virginia	70	A	9,000	Bias 19	Bias 7	10-6
55	N.C. State	67	H	14,500	Bias 16, Baxter 16	Bias 9	10-7
68	Duke	80	A	8,564	Bias 41	Bias 8	10-8
77	Wake Forest	55	H	11,950	Bias 21	Lewis 9	11-8
62	Villanova	64	A	6,400	Bias 25	Lewis 11	11-9
62	Notre Dame	69	A	11,345	Bias 25	Bias 6	11-10
78	Clemson	69	H	11,825	Bias 24, Baxter 21	Bias	12-10
67	N.C. State	66	A	11,700	Bias 21	Bias 7	13-10
60	Clemson	70	A	8,505	Jones 19	Lewis 12	13-11
91	UMES	44	H	5,120	Johnson 15	Massenburg 6	14-11
77	North Carolina	72 (OT)	A	21,444	Bias 35	Lewis 10	15-11
70	Georgia Tech	77	H	14,500	Bias 30	Long 5	15-12
59	Wake Forest	48	A	8,200	Bias 16	Lewis 10	16-12
87	Virginia	72	H	14,500	Bias 22, Baxter 19	Lewis 10	17-12
85	North Carolina	75	N*	16,242	Bias 20, Baxter 21	Bias 13	18-12
62	Georgia Tech	64	N*	16,242	Bias 20	Bias 7	18-13
69	Pepperdine	64	N**	11,696	Bias 26	Lewis 11	19-13
64	UNLV	70	N**	11,690	Bias 31	Bias 12	19-14

\*—ACC Tournament                      \*\*—NCAA Tournament

**Notes:** Len Bias led the 1985-86 Terp scorers in 30 of 33 games, with Speedy Jones, John Johnson and Jeff Baxter each leading the team in scoring (Baxter and Bias tied for game-high honors against N.C. State at Cole Field House) . . . Bias scored at least 20 points in 25 of the 32 games he played in; the rest of the 1985-86 roster reached the 20-point mark only three times all season—twice by Baxter and once by Keith Gatlin . . . Bias and Derrick Lewis led the Terps in rebounding 15 times apiece last season (they tied for game-high honors against West Virginia), with Tony Massenburg leading three times and Terry Long once . . . Speedy Jones tied for game-high honors once (with Lewis), against Alabama . . . In 13 ACC games, Bias led the Terps in scoring outright 12 times and shared game-high honors with Baxter the other time . . . In those 13 conference games, Bias reached the 20-point mark 11 times.

# Game-by-Game Team Breakdown

OPPONENT	MIN	FGA	FGM	%	FTA	FTM	%	PTS	OR	DR	TR	TO	ST	CH	AST	BLK	PF	EFF
Northeastern	200	63	30	48	28	24	86	84	16	23	39	14	6	5	21	4	20	95
George Mason	200	62	32	52	24	17	81	91	14	17	31	16	8	3	13	3	18	76.5
Ohio State	200	56	26	46	21	14	67	66	9	19	28	16	3	2	6	1	24	34.5
Fairleigh Dickinson	200	49	30	61	22	14	64	74	13	21	34	14	3	2	18	7	22	81
William & Mary	200	54	30	56	24	17	71	77	15	23	38	17	5	1	17	8	23	81.5
UNLV	225	55	25	46	20	13	65	63	12	26	38	19	4	0	13	6	14	59.5
West Virginia	200	47	15	32	16	12	75	42	18	17	35	13	6	1	5	1	13	32
Towson State	200	55	33	60	28	25	89	91	7	20	27	5	7	0	18	4	15	105.5
Alabama	200	51	21	41	22	18	82	60	13	16	29	7	6	1	14	2	14	60
<b>UHP Tournament</b>																		
Stanford	250	66	27	41	22	13	59	67	15	15	30	10	5	3	10	9	20	54.5
Hawaii Pacific	200	55	34	62	39	24	62	92	10	24	34	6	3	3	10	2	18	96.5
Duke	200	57	31	54	18	13	72	75	14	16	30	18	2	5	11	5	20	68.5
Randolph Macon	200	55	29	53	23	16	70	74	11	20	32	12	8	0	18	8	19	81.5
Georgia Tech	200	47	25	53	21	17	81	67	9	14	23	12	6	0	10	1	22	49
North Carolina	200	61	27	44	17	13	77	67	15	18	33	13	5	0	15	3	13	61
Virginia	200	53	21	40	15	7	47	49	12	13	25	13	6	3	10	1	16	32
N. C. State	200	60	23	38	10	9	90	55	14	14	28	12	8	3	13	4	13	53.5
Duke	200	50	24	48	25	20	80	68	7	20	27	21	6	2	10	1	23	45.5
Wake Forest	200	46	34	74	12	9	75	77	5	22	27	7	1	0	24	11	10	111.5
Villanova	200	48	27	56	14	8	57	62	11	18	29	13	4	1	15	1	15	60
Notre Dame	200	51	27	53	13	8	62	62	9	11	20	13	7	2	11	3	17	51.5
Clemson	200	51	27	53	30	24	80	78	14	20	34	12	3	0	17	5	12	88
N.C. State	200	47	26	55	21	15	71	67	8	14	22	11	3	0	20	1	12	68
Clemson	200	59	26	44	10	8	80	60	13	26	39	21	3	0	10	4	23	38
UMES	200	65	41	63	17	9	53	91	12	31	43	15	8	1	22	4	13	116
North Carolina	225	53	26	49	27	25	93	77	8	23	31	16	11	0	17	9	15	86
Georgia Tech	200	60	31	52	9	8	89	70	17	13	30	9	0	1	13	3	14	65.5
Wake Forest	200	59	27	46	9	5	56	59	16	18	34	5	3	2	11	1	13	60
Virginia	200	47	31	66	35	25	71	87	11	19	30	12	5	0	20	10	16	105
<b>ACC Tournament</b>																		
North Carolina	200	59	31	53	29	23	79	85	13	20	33	18	4	1	13	2	19	72
Georgia Tech	200	46	24	52	18	14	78	62	6	20	26	11	5	0	13	4	12	63
<b>NCAA Tournament</b>																		
Pepperdine	200	50	24	48	29	21	72	69	10	25	35	14	3	0	14	2	13	67
UNLV	200	51	26	51	18	12	67	64	9	27	36	11	2	0	13	5	22	59
<b>Totals</b>	<b>6700</b>	<b>1788</b>	<b>911</b>	<b>51</b>	<b>686</b>	<b>500</b>	<b>73</b>	<b>2322</b>	<b>387</b>	<b>643</b>	<b>1030</b>	<b>426</b>	<b>159</b>	<b>41</b>	<b>465</b>	<b>135</b>	<b>553</b>	<b>2277</b>
<b>Averages</b>		<b>54.2</b>	<b>27.6</b>		<b>20.8</b>	<b>15.2</b>		<b>70.4</b>			<b>31.2</b>				<b>14.1</b>			<b>69</b>

## Key To Statistical Abbreviations

GP	= Games Played	TO	= Turnovers
MIN	= Minutes Played	ST	= Steals
FGA	= Field Goals Attempted	CH	= Charges
FG(M)	= Field Goals Made	AS(T)	= Assists
FTA	= Free Throws Attempted	BL(K)	= Blocks
FT(M)	= Free Throws Made	PF	= Personal Fouls
%	= Percentage	DQ	= Disqualifications
OR	= Offensive Rebounds	PTS	= Total Points
DR	= Defensive Rebounds	AVG	= Average
TR, REB	= Total Rebounds	EFF**	= Efficiency Rating

\*—EFFICIENCY RATING is a mathematical formulation of a player's performance based on assigning positive points (+1, +2) for pluses on the court (i.e., shots made, steals, blocked shots) and negative points (-.5, -1) for minuses on the court (i.e., shots missed, turnovers, fouls committed). In general, an efficiency rating of between +15 and +18 would be considered good for a game.

## Fewest Turnovers (1 Per X Minutes)

Tony Massenburg .....	1 per 26.8 minutes (13 total turnovers)
Tom "Speedy" Jones .....	1 per 26.1 minutes (32 total turnovers)
Jeff Baxter .....	1 per 17.0 minutes (54 total turnovers)
Keith Gatlin.....	1 per 15.9 minutes (69 total turnovers)
Derrick Lewis.....	1 per 15.8 minutes (68 total turnovers)

*The berth in the 1986 NCAA Tournament marked the fourth straight year the Terps have qualified for the big one and the sixth time in seven seasons this decade. Other Maryland NCAA berths were in 1958, 1973 and 1975.*

## Game-by-Game Scoring, Rebounding

		B I A S S	G A I N	L E W I S	B A X T E R	J O N E S	J O H N S O N	M A S S E N B U R G	L O N G	D I C K I N S O N	G R E E N	N A R E D
84 Northeastern	72	23(8)	20(4)	9(10)	13(2)	9(8)	4(1)	2(0)	4(4)	DNP	0(0)	DNP
81 George Mason	80	33(8)	12(1)	6(7)	8(1)	10(6)	10(3)	0(0)	0(0)	DNP	2(1)	DNP
66 Ohio State	78	23(8)	6(2)	16(7)	10(2)	2(5)	3(0)	4(3)	DNP	0(0)	2(1)	DNP
74 Fairleigh Dickinson	51	24(6)	4(0)	13(8)	8(1)	14(5)	2(1)	6(5)	2(5)	0(1)	1(1)	DNP
77 William & Mary	48	20(5)	10(5)	5(10)	6(1)	8(4)	15(2)	0(2)	4(3)	2(1)	7(3)	DNP
63 Nevada Las Vegas (ot)	64	22(10)	13(2)	7(8)	1(1)	9(9)	5(0)	0(0)	6(5)	DNP	DNP	DNP
42 West Virginia	41	16(8)	8(4)	2(8)	9(3)	6(6)	1(0)	0(0)	0(0)	DNP	DNP	DNP
91 Towson State	58	26(2)	8(2)	4(3)	12(2)	6(2)	10(2)	14(5)	4(3)	6(2)	1(0)	DNP
60 Alabama	58	14(6)	11(2)	10(7)	4(1)	10(7)	2(0)	9(6)	DNP	DNP	DNP	DNP
67 Stanford (2 ot)	65	20(2)	12(4)	6(9)	14(5)	5(2)	9(1)	0(2)	0(1)	DNP	1(0)	DNP
92 Hawaii Pacific	85	29(10)	10(2)	13(4)	6(4)	9(4)	16(0)	7(4)	DNP	2(2)	0(0)	0(0)
75 Duke	81	28(6)	4(2)	7(12)	12(3)	2(5)	18(1)	4(1)	DNP	0(0)	DNP	DNP
74 Randolph Macon	50	14(5)	6(2)	7(1)	15(1)	13(4)	9(2)	3(9)	DNP	5(3)	0(2)	2(3)
67 Georgia Tech	68	26(8)	12(2)	16(4)	0(1)	0(1)	2(2)	0(0)	11(4)	DNP	DNP	DNP
67 North Carolina	71	20(8)	8(4)	11(10)	15(6)	4(0)	2(0)	DNP	7(3)	DNP	DNP	DNP
49 Virginia	70	19(7)	8(2)	6(3)	8(1)	5(7)	0(0)	1(1)	2(2)	DNP	DNP	DNP
55 North Carolina St.	67	16(9)	6(1)	12(4)	16(3)	2(4)	3(0)	0(0)	0(4)	DNP	DNP	DNP
68 Duke	80	41(8)	DNP	2(7)	4(2)	3(0)	2(1)	8(1)	0(0)	2(4)	2(0)	4(1)
77 Wake Forest	55	21(4)	6(2)	2(9)	14(0)	4(3)	15(1)	4(1)	8(3)	0(1)	3(0)	0(0)
62 Villanova	64	25(3)	8(5)	13(11)	0(1)	2(1)	11(1)	0(1)	3(5)	DNP	DNP	DNP
62 Notre Dame	69	25(6)	4(2)	5(0)	2(0)	12(5)	12(3)	2(2)	0(0)	DNP	DNP	DNP
78 Clemson	69	24(9)	17(1)	2(5)	21(2)	11(9)	0(1)	2(4)	1(2)	DNP	DNP	DNP
67 North Carolina St.	66	21(7)	12(2)	15(4)	5(1)	3(3)	2(0)	4(1)	5(3)	DNP	DNP	DNP
60 Clemson	70	DNP	12(5)	10(12)	DNP	19(7)	DNP	2(3)	8(8)	9(3)	0(0)	0(0)
91 U.M.E.S.	44	13(8)	8(3)	3(5)	10(0)	13(5)	15(2)	7(6)	6(3)	6(5)	10(3)	0(1)
77 North Carolina (ot)	72	35(6)	10(2)	10(10)	10(3)	6(6)	2(1)	2(1)	2(1)	0(0)	DNP	DNP
70 Georgia Tech	77	30(4)	12(2)	2(4)	8(3)	16(7)	0(0)	0(0)	2(5)	DNP	DNP	DNP
59 Wake Forest	48	16(7)	11(2)	7(10)	14(2)	11(7)	0(3)	0(1)	0(2)	DNP	DNP	DNP
87 Virginia	72	22(6)	18(6)	4(10)	19(2)	15(4)	5(0)	2(0)	2(1)	0(0)	0(0)	DNP
ACC 85 North Carolina	75	20(13)	18(2)	12(4)	21(1)	8(3)	0(0)	0(1)	6(6)	0(0)	0(0)	0(0)
ACC 62 Georgia Tech	64	20(7)	10(0)	6(3)	8(4)	10(5)	0(0)	DNP	8(6)	DNP	DNP	DNP
NCAA 69 Pepperdine	64	26(8)	10(7)	13(11)	8(2)	12(4)	DNP	DNP	0(3)	DNP	DNP	DNP
NCAA 64 UNLV	70	31(12)	12(4)	5(2)	2(1)	8(7)	6(1)	DNP	0(5)	0(0)	DNP	DNP

## 1985-86 Individual Season Highs

Field Goal Percentage		Total Points		Free Throw Percentage	
Tom "Speedy" Jones	.551	Len Bias	743	Len Bias	.864
Terry Long	.547	Keith Gatlin	326	Keith Gatlin	.784
Len Bias	.544	Jeff Baxter	303	Jeff Baxter	.703
John Johnson	.500	Tom "Speedy" Jones	267	Derrick Lewis	.684
Tony Massenburg	.500	Derrick Lewis	261	John Johnson	.642
Total Rebounds		Assists			
Len Bias	224	Keith Gatlin	204		
Derrick Lewis	222	Jeff Baxter	101		
Tom "Speedy" Jones	155	Tom "Speedy" Jones	36		
Terry Long	87	John Johnson	35		
Keith Gatlin	86	Len Bias	33		



## 1985-86 Maryland Game Highs

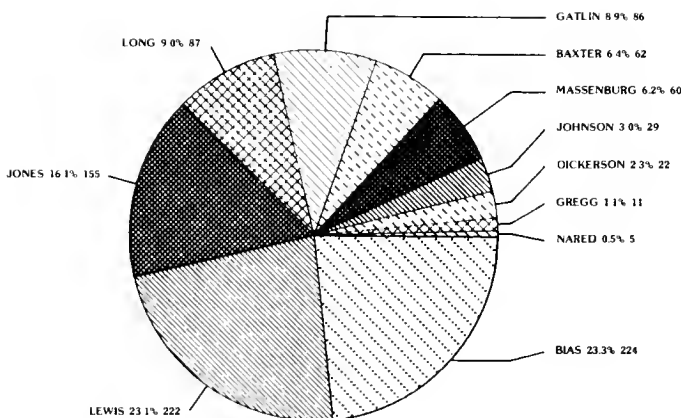
<b>Most Points—Game</b>	92 vs Hawaii Pacific
<b>Fewest Points—Game</b>	42 vs West Virginia
<b>Most Points—Half</b>	57, 2nd Half vs North Carolina (ACC)
<b>Fewest Points—Half</b>	15, 2nd Half vs West Virginia
<b>Most Field Goals Attempted</b>	66 vs Stanford
<b>Most Field Goals Made</b>	41 vs UMES
<b>Highest Field Goal Percent</b>	.739 vs Wake Forest
<b>Most Free Throws Attempted</b>	39 vs Hawaii Pacific
<b>Most Free Throws Made</b>	25 vs Towson State 25 vs North Carolina (A) 25 vs Virginia (H)
<b>Highest Free Throw Percent</b>	.926 vs North Carolina (A) 25 of 27
<b>Most Offensive Rebounds</b>	18 vs West Virginia
<b>Most Defensive Rebounds</b>	31 vs UMES
<b>Most Total Rebounds</b>	43 vs UMES
<b>Most Assists</b>	24 vs Wake Forest (H)
<b>Fewest Turnovers</b>	5 vs Towson State 5 vs Wake Forest (A)
<b>Most Steals</b>	11 vs North Carolina
<b>Most Charges Taken</b>	5 vs Northeastern 5 vs Duke (H)
<b>Most Blocked Shots</b>	11 vs Wake Forest (H)
<b>Fewest Personal Fouls</b>	10 vs Wake Forest (H)
<b>Highest Efficiency Rating</b>	+116 vs UMES
<b>Lowest Efficiency Rating</b>	+32 vs West Virginia +32 vs Virginia (A)

## 1985-86 Individual Game Highs

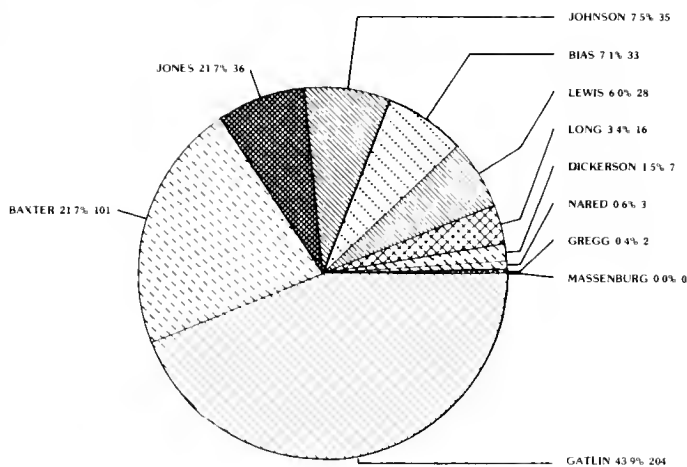
<b>Most Points</b>	41 by Len Bias vs Duke (A)*
<b>Most Field Goals Attempted</b>	24 by Len Bias vs North Carolina (A)
<b>Most Field Goals Made</b>	14 by Len Bias vs Duke (A)
<b>Highest Field Goal Percent</b>	1,000 by Derrick Lewis vs N.C. State (A) 1,000 by Tom "Speedy" Jones vs R-Macon
<b>Most Free Throws Attempted</b>	18 by Len Bias vs George Mason
<b>Most Free Throws Made</b>	13 by Len Bias vs George Mason, Duke (A)
<b>Highest Free Throw Percent</b>	1,000 by Len Bias vs Duke (A) 13 of 13
<b>Most Rebounds</b>	13 by Len Bias vs North Carolina (ACC)
<b>Most Assists</b>	12 by Keith Gatlin vs UMES
<b>Most Charges Taken</b>	3 by Jeff Baxter vs Stanford 3 by Len Bias vs Duke (H) 5 by Jeff Baxter at Hawaii Pacific Tour
<b>Most Steals</b>	4 by Jeff Baxter vs Virginia (A)
<b>Highest Efficiency Rating</b>	+39 by Len Bias vs Duke (A)

\*New Maryland Record for Most Points Scored on the Road

REBOUND SUMMARY 1986



ASSIST SUMMARY 1986



*During Lefty Driesell's 17 seasons at Maryland, only one team was out-rebounded on the season—the 1984-85 team. And that squad held opponents to a 45.9 shooting percentage, took 75 more free throws and blocked 97 more than the opposition.*

# POINTS PER POSSESSION

Once again this season, the University of Maryland Basketball Team used the **POINTS PER POSSESSION** statistic extensively. What is **PPP**? All offensive possessions result in one of three categories—field goal attempts, turnovers, or free throw attempts (retaining the ball after the common foul is not considered a separate possession). By totalling the three figures, one can attain a team's total number of possessions for a single game or season. "Free Throw" possessions are ascertained by dividing the number of free throw attempts by two. Then, simply divide the number of possessions by the number of points scores and the PPP figure is obtained. As a means of reference, the college average for PPP is 0.85.

\*\*\*\*\*  
 MARYLAND Season PPP = 0.91  
 OPPONENTS Season PPP = 0.82  
 \*\*\*\*\*

## Maryland PPP Highs

Wake Forest (H)	1.30
Towson State (H)	1.23
Hawaii Pacific (A)	1.14
Virginia (H)	1.14
UMES (H)	1.03

## Maryland PPP Lows

West Virginia (A)	.62
Virginia (A)	.67
N.C. State (H)	.71
Clemson (A)	.71
UNLV (H)	.75

\*Here is the formula:

(1)  $FGA + TO = \frac{1}{2}FTA = \text{Total Possessions}$

(2)  $\frac{\text{Total Points}}{\text{Total Possessions}} = \text{Points Per Possession}$

\*The shortened formula:

$\frac{\text{Total Points}}{FGA + TO + \frac{1}{2}FTA} = PPP$

## Efficiency Rating

Len Bias.....	+658½
Keith Gatlin.....	+387½
Derrick Lewis.....	+340½
Tom "Speedy" Jones.....	+287
Jeff Baxter.....	+246½

## Efficiency Rating (Per Min.)

Len Bias.....	.556
Keith Gatlin.....	.353
Tom "Speedy" Jones.....	.343
Derrick Lewis.....	.316
Jeff Baxter.....	.268

# ACC FINAL STATISTICS

The Atlantic Coast Conference was represented by six of its members in the 64-team NCAA basketball championship, and a seventh was selected for the National Invitation Tournament. The Duke Blue Devils, who compiled a 12-2 record during the ACC regular season and won the conference championship by beating Georgia Tech in the title game, advanced to the NCAA Championship game before dropping a three-point decision to Louisville to finish as the national runner-up. N.C. State, Georgia Tech, Maryland, North Carolina and Virginia were the others in the NCAA field. The ACC teams compiled a record of 13 wins as against six defeats. Clemson won two games before losing to Wyoming in the NIT quarterfinals. In the other Winter Sports Championships, Clemson won in swimming and North Carolina in wrestling.

## Conference Games

Team	Won	Lost	Pct.	Off. Avg.	Def. Avg.
Duke.....	12	2	.857	79.4	70.6
Georgia Tech.....	11	3	.786	71.1	65.9
North Carolina.....	10	4	.714	80.9	75.0
N.C. State.....	7	7	.500	64.5	65.4
Virginia.....	7	7	.500	68.7	66.7
<b>Maryland</b> .....	<b>6</b>	<b>8</b>	<b>.429</b>	<b>68.3</b>	<b>69.0</b>
Clemson.....	3	11	.214	68.9	73.6
Wake Forest.....	0	14	.000	55.2	70.6

## All Games

Team	Won	Lost	Pct.	Off. Avg.	Def. Avg.
Duke.....	37	3	.925	79.9	67.2
Georgia Tech.....	27	7	.794	75.1	63.6
North Carolina.....	28	6	.824	86.6	69.0
N.C. State.....	21	13	.618	70.6	63.2
Virginia.....	19	11	.633	70.4	64.9
<b>Maryland</b> .....	<b>19</b>	<b>14</b>	<b>.576</b>	<b>70.4</b>	<b>65.6</b>
Clemson.....	19	15	.559	74.9	67.5
Wake Forest.....	8	21	.276	59.8	67.3

(RECORD AGAINST NON-ACC OPPOSITION: Won 115, Lost 27 — Pct. 81.0)

## ACC Tournament Results

(Greensboro Coliseum)

**First Round:** Duke 68, Wake Forest 60, Virginia 64, N.C. State 62; Georgia Tech 79, Clemson 61; **Maryland 85**, North Carolina 75.  
**Semifinals:** Duke 75, Virginia 70; Georgia Tech 64, **Maryland 62**.  
**Championship:** Duke 68, Georgia Tech 67.

## NCAA Tournament Results

**First and Second Rounds:** (EAST—Greensboro, N.C.)—Duke 85, Mississippi Valley State 78; DePaul 72, Virginia 68; Duke 89, Old Dominion 61. (SOUTHEAST—Baton Rouge La.)—Georgia Tech 68, Marist 53; Georgia Tech 66, Villanova 61. (MIDWEST—Minneapolis, Minn.)—N.C. State 66, Iowa 64; N.C. State 80, Arkansas-Little Rock 66 (20T). (WEST—Ogden, Utah)—North Carolina 84, Utah 72; North Carolina 77, Alabama-Birmingham 59. (WEST—Long Beach, Calif.)—**Maryland 69**, Pepperdine 64; Nevada/Las Vegas 70, **Maryland 64**.  
**Regionals:** (EAST—East Rutherford, N.J.)—Duke 74, DePaul 67; Duke 71, Navy 50. (SOUTHEAST—Atlanta, Ga.)—Louisiana State 70, Georgia Tech 64. (MIDWEST—Kansas City, Mo.)—N.C. State 70, Iowa State 66; Kansas 75, N.C. State 67. (WEST—Houston, Texas)—Louisville 94, North Carolina 79.  
**Final Four:** (Dallas, Texas)—Duke 71, Kansas 67; Louisville 72, Duke 69.

# ACC STANDINGS AND STATISTICS

## Scoring (Top 50)

Player, School	FG	FT	Pts.	Avg.
<b>Len Bias, Maryland</b> .....	<b>267</b>	<b>209</b>	<b>743</b>	<b>23.2</b>
Johnny Dawkins, Duke .....	331	147	809	20.2
Brad Daugherty, UNC .....	284	119	687	20.2
Chris Washburn, N.C. State .....	241	117	599	17.6
Mark Alarie, Duke .....	262	162	686	17.2
Mark Price, Ga. Tech .....	233	124	590	17.4
Horace Grant, Clemson .....	208	140	556	16.4
Olden Polynice, Va. ....	183	116	482	16.1
David Henderson, Duke .....	217	119	553	14.2
John Salley, Ga. Tech .....	172	101	445	13.1
Rod Watson, WF .....	173	26	372	12.8
Mark Cline, WF .....	141	52	334	12.4
Tom Hammonds, Ga. Tech .....	168	80	416	12.2
Duane Ferrell, Ga. Tech .....	172	69	413	12.1
Kenny Smith, UNC .....	164	80	408	12.0
Mel Kennedy, Va. ....	151	57	359	12.0
Larry Middleton, Clem. ....	154	57	365	11.4
Steve Hale, UNC .....	132	85	349	11.3
Tyrone Bogues, WF .....	132	65	329	11.3
Bruce Dalrymple, Ga. Tech .....	151	64	366	10.8
Charles Shackelford, NCS .....	128	42	298	10.3
<b>Keith Gatlin, Maryland</b> .....	<b>143</b>	<b>40</b>	<b>326</b>	<b>10.2</b>
Joe Wolf, UNC .....	149	42	340	10.0
Tom Sheehey, Virginia .....	121	59	301	10.0
Glenn Corbit, Clem. ....	137	44	318	9.9
<b>Jeff Baxter, Maryland</b> .....	<b>129</b>	<b>45</b>	<b>303</b>	<b>9.5</b>
Nate McMillen, NCS .....	127	66	320	9.4
Ernie Myers, NCS .....	114	88	316	9.3
Jeff Lebo, UNC .....	130	54	313	9.2
Glen McCants, Clem. ....	128	56	312	9.2
Andrew Kennedy, Va. ....	110	57	277	9.2
Bennie Bolton, NCS .....	114	67	295	8.7
Grayson Marshall, Clem. ....	111	61	283	8.3
<b>Tom Jones, Md.</b> .....	<b>119</b>	<b>29</b>	<b>267</b>	<b>8.1</b>
<b>Derrick Lewis, Md.</b> .....	<b>97</b>	<b>67</b>	<b>261</b>	<b>7.9</b>
Tom Calloway, Va. ....	82	48	212	7.1
Warren Martin, UNC .....	76	47	119	6.9
Jay Bilas, Duke .....	76	79	231	6.8
Jerry Pryor, Clem. ....	76	61	213	6.5
Tommy Amaker, Duke .....	101	53	255	6.4
Danny Ferry, Duke .....	91	54	236	5.9
Richard Morgan, Va. ....	83	6	172	5.9
<b>John Johnson, Md.</b> .....	<b>69</b>	<b>43</b>	<b>181</b>	<b>5.8</b>
John Johnson, Va. ....	59	57	175	5.8
Craig Neal, Ga. Tech .....	67	58	192	5.6
Anthony Jenkins, Clem. ....	62	32	156	5.6
Arthur Larkins, WF .....	48	38	134	5.4
Kevin Madden, UNC .....	68	32	168	4.9
Walker Lambiotte, NCS .....	67	10	144	4.8
Ranzino Smith, UNC .....	50	32	132	4.6

(A Player Must Have Played in 75% Of His Team's Games To Be-Ranked)

## Field Goal Percentage (Minimum 5 FGs Scored Per Game)

Player, School	FGM	FGA	Pct.
Brad Daugherty, UNC .....	284	438	.648
John Salley, Ga. Tech .....	172	284	.606
Duane Ferrell, Ga. Tech .....	172	289	.595
Horace Grant, Clem. ....	208	356	.584
Olden Polynice, Va. ....	183	320	.572
Chris Washburn, NCS .....	241	429	.562
Johnny Dawkins, Duke .....	331	603	.549
<b>Len Bias, Md.</b> .....	<b>267</b>	<b>491</b>	<b>.544</b>
Mark Alarie, Duke .....	262	490	.535
Mark Price, Ga. Tech .....	233	441	.528

## Free Throw Percentage (Minimum 2.5 FTs Scored Per Game)

Player, School	FTM	FTA	Pct.
<b>Len Bias, Md.</b> .....	<b>209</b>	<b>242</b>	<b>.864</b>
Mark Price, Ga. Tech .....	124	145	.855
Ernie Myers, NCS .....	88	106	.830
Steve Hale, UNC .....	85	103	.825
Mark Alarie, Duke .....	162	197	.822
Johnny Dawkins, Duke .....	147	181	.812
David Henderson, Duke .....	119	160	.744
Horace Grant, Clem. ....	140	193	.725
Brad Daugherty, UNC .....	119	174	.684
Chris Washburn, NCS .....	117	176	.664

## Rebounding

Player, School	Games	Rebs	Avg
Horace Grant, Clem. ....	34	357	10.5
Brad Daugherty, UNC .....	34	306	9.0
Olden Polynice, Va. ....	30	240	8.0
<b>Len Bias, Md.</b> .....	<b>32</b>	<b>224</b>	<b>7.0</b>
Chris Washburn, NCS .....	34	229	6.7
John Salley, Ga. Tech .....	34	228	6.7
<b>Derrick Lewis, Md.</b> .....	<b>33</b>	<b>222</b>	<b>6.7</b>
Joe Wolf, UNC .....	34	224	6.6
Tom Hammonds, Ga. Tech .....	34	219	6.4
Mark Alarie, Duke .....	40	249	6.2

## Assists


Player, School	Games	No.	Avg
Tyrone Bogues, WF .....	29	245	8.4
Grayson Marshall, Clem. ....	34	262	7.7
Nate McMillen, NCS .....	34	233	6.9
<b>Keith Gatlin, Md.</b> .....	<b>32</b>	<b>204</b>	<b>6.4</b>
Kenny Smith, UNC .....	34	210	6.2
Tommy Amaker, Duke .....	40	241	6.0
Steve Hale, UNC .....	31	152	4.9
Mark Price, Ga. Tech .....	34	148	4.4
Bruce Dalrymple, Ga. Tech .....	34	138	4.1
Jeff Lebo, UNC .....	34	137	4.0

## Team Performance Chart

Team	Off. Avg.	Def. Avg.	Scoring Margin	FG Pct.	FT Pct.	Rebound Margin
Duke .....	79.9	67.2	+12.7	.513	.716	+5.9*
Georgia Tech .....	76.1	63.5	+12.6	.546	.728	+2.5
North Carolina .....	86.6*	69.0	+17.6*	.599*	.738*	+4.8
N. C. State .....	70.6	63.2*	+ 7.4	.495	.690	+2.0
Virginia .....	70.4	64.9	+ 5.5	.501	.692	+3.5
<b>Maryland</b> .....	<b>70.4</b>	<b>65.6</b>	<b>+ 4.8</b>	<b>.510</b>	<b>.729</b>	<b>+0.4</b>
Clemson .....	74.9	67.5	+ 7.4	.475	.704	+4.9
Wake Forest .....	59.8	67.3	- 7.5	.455	.684	-7.6


(Asterisk Denotes Conference - Leading Figure)

Maryland's Billy Jones became the first black player in ACC history when he played for the Terps in 1965. Twenty-two years later, Bob Wade becomes the first black coach in Maryland Basketball—and ACC—history.



Len Elmore's average of 14.7 rebounds per game in 1973-74 is a Terp record that may never be broken. That season, Elmore led the Terps in rebounding 22 times in 28 games—despite 6-11 Tom McMillen and 6-8 Owen Brown in the same frontcourt—and hauled in at least 20 rebounds five times.

The 1974-75 team had six players in double figures: John Lucas (19.5), Owen Brown (14.9), Steve Sheppard (14.3), Maurice Howard (13.4), Brad Davis (12.6) and Tom Roy (11.0). Four of those players—Lucas, Sheppard, Howard and Davis—went on to play in the NBA.



Buck Williams ranks ninth among ACC career rebounders who didn't spend four seasons in the conference. Williams pulled down 933 rebounds in 85 games at Maryland—an average of 10.8 per game—despite passing up his senior year of eligibility for the NBA. Projected over four full seasons, Williams would have grabbed 1,244 rebounds had he stayed the final season, which would have ranked him fifth in ACC history.

## Leading Returning Shotblockers in the ACC

Player—Team	Career Blocks
Derrick Lewis—Maryland	170
Horace Grant—Clemson	57
Antoine Ford—Georgia Tech	42
Martin Nessley—Duke	29
Dave Popson—North Carolina	28
Joe Wolf—North Carolina	28
Charles Shackleford—N.C. State	27


Maryland has won more basketball games against Virginia than any other school. The Terps have 79 lifetime victories over the Cavaliers (44 losses); the toughest opponent in Terrapin history has been North Carolina (38-79).

## Maryland's Top Winning Percentages—All Opponents

(at least 20 meetings, lifetime)

Opponent	Won	Lost	Pct.
Virginia Tech	21	4	.840
VMI	41	10	.804
Johns Hopkins	19	5	.792
William & Mary	21	8	.724
Clemson	60	28	.682
Richmond	26	14	.650
Virginia	79	45	.639

John Johnson ranks first among returning ACC guards in three-point plays during the 1985-86 season; he had six such plays despite playing just 493 minutes last season (15.9 minutes per game). Virginia's Mel Kennedy also had six, but in 30.6 minutes per game.



Gene Shue

The top seven all-time Maryland scorers and top four all-time Terp rebounders were coached by Lefty Driesell. Among the non-Driesell players, Bob Kessler (849) is the leading rebounder, and All-American Gene Shue (1,397) is the leading scorer.

# Past and Present


No. 2 All-time scorer Albert King holds the Maryland record for most points in an ACC Tournament game. On February 29, 1980, King scored 38 against Clemson, leading the Terps past the Tigers 91-85 and into the ACC Championship Game.

## Top Single-Game Performances ACC Tournament

Points	Player	Date	Opponent
38	Albert King	2-29-80	Clemson
33	Bob Kessler	3- 1-56	Duke
33	Will Hetzel	3- 6-69	South Carolina
28	Gene Shue	3- 4-54	Clemson
27	Larry Gibson	3- 1-78	N.C. State
27	Albert King	3- 1-80	Duke
27	Ernest Graham	3- 7-81	North Carolina
26	Greg Manning	2-29-80	Clemson
26	Len Bias	3-11-84	Duke
25	Gene Shue	3- 5-54	Wake Forest

Greg Manning ranks second among career ACC foul shooters, with an .858 percentage from 1977 to 1981 (minimum 100 attempts).

Adrian Branch's average of 15.2 points per game in 1982 is the highest ever recorded by a Maryland freshman at a varsity level. But no less than seven freshmen have averaged in double figures since being allowed to play varsity basketball in 1973:



Player	Freshman Year	Average
Adrian Branch	1982	15.2
John Lucas	1973	14.2
Albert King	1978	13.6
Brad Davis	1975	12.6
Greg Manning	1978	21.1
Larry Gibson	1976	11.8
Buck Williams	1979	10.0
Jo Jo Hunter	1977	9.9
Bill Bryant	1977	7.8
Len Bias	1983	7.2

Gene Shue, Bob Kessler and Tom McMillen are the only Terps ever to average at least 20 points per game in back-to-back seasons. McMillen, with a 20.8 average in 1971-72 and a 21.2 average in 1972-73, is the only Maryland player to accomplish the feat within the last 30 years.

Mike Davis holds the dubious honor of fouling out more games than any player in Terp history. Davis was disqualified nine times during the 1976-77 season, but his 92 fouls that year do not constitute another record—Derrick Lewis' 122 in 1984-85 stand as the highwater mark.

Sophomore Jack Flynn was one of the few bright spots for the 1944-45 Terps, a team gutted by the World War II draft. Flynn scored 200 points and was named All-Southern Conference as Maryland struggled to a 2-14 conference record. Now the executive director of the M Club, Flynn oversees the fund-raising organization that procures scholarships for athletes in all non-revenue sports.



## Geographical Breakdown of Maryland Players Since 1970


State	Players
Maryland	16
Pennsylvania	12
Virginia	10
New York	7
North Carolina	5
Washington, D.C.	4
New Jersey	4
Ohio	3
South Carolina	2
Indiana	2
Connecticut	2
Kentucky	2
West Virginia	1
Tennessee	1
Mississippi	1
Minnesota	1
Florida	1
Alabama	1
Illinois	1
California	1
Iowa	1

The ACC experimented with the three-point shot once before, during the 1983 season. And when ACC games only are tabulated, Maryland's Steve Rivers led the conference in long-distance shooting percentage at .586 (17 for 29).

## Team Free Throw Percentage 1982 Thru 1986

1. North Carolina	(2300-3048)—.755
2. <b>MARYLAND</b>	(2031-2820)—.720
3. Duke	(2404-3351)—.717
4. Georgia Tech	(1985-2794)—.710
5. Wake Forest	(1724-2462)—.700
6. Virginia	(2002-2870)—.698
7. North Carolina State	(2038-2951)—.691
8. Clemson	(1637-2386)—.686

*Achievements, Awards and Records*



## Terps On All-ACC Teams

Gene Shue .....	First Team .....	1954
Bob Kessler .....	Second Team .....	1955
Bob Kessler .....	Second Team .....	1956
Bob O'Brien .....	Second Team .....	1957
Nick Davis .....	Second Team .....	1958
John Nacincik .....	Second Team .....	1958
Charles McNeil .....	Second Team .....	1959
Al Bunge .....	First Team .....	1960
Bob McDonald .....	Second Team .....	1961
Jerry Greenspan .....	Second Team .....	1963
Jay McMillen .....	Second Team .....	1965
Gary Ward .....	Second Team .....	1966
Will Hetzel .....	Second Team .....	1969
Will Hetzel .....	Second Team .....	1970
Jim O'Brien .....	Second Team .....	1971
Tom McMillen .....	First Team .....	1972
Len Elmore .....	Second Team .....	1972
Tom McMillen .....	First Team .....	1973
Len Elmore .....	Second Team .....	1973
Len Elmore .....	First Team .....	1974
John Lucas .....	First Team .....	1974
Tom McMillen .....	Second Team .....	1974
John Lucas .....	First Team .....	1975
Owen Brown .....	Second Team .....	1975
Brad Davis .....	Second Team .....	1975
Maurice Howard .....	Second Team .....	1975
John Lucas .....	First Team .....	1976
Brad Davis .....	Second Team .....	1977
Larry Gibson .....	Second Team .....	1979
Albert King .....	First Team .....	1980*
Buck Williams .....	Second Team .....	1980
Greg Manning .....	Second Team .....	1980
Buck Williams .....	Second Team .....	1981
Albert King .....	Second Team .....	1981
Ben Coleman .....	Second Team .....	1983
Adrian Branch .....	Second Team .....	1983
Ben Coleman .....	Second Team .....	1984
Len Bias .....	First Team .....	1985*
Adrian Branch .....	Second Team .....	1985
Len Bias .....	First Team .....	1986*

\* Denotes ACC Player of the Year

### Three-Time All-ACC Players:

Tom McMillen ....	1972-73-74 (Twice First-Team)
Len Elmore .....	1972-73-74 (Once First-Team)
John Lucas .....	1974-75-76 (Three Times First-Team)

### Two-Time All-ACC Players:


Bob Kessler .....	1955-56
Will Hetzel .....	1969-70
Brad Davis .....	1975-77
Albert King .....	1980-81 (Once First-Team)
Buck Williams .....	1980-81
Len Bias .....	1985-86 (Twice First-Team)
Adrian Branch .....	1983-85

## 10 Largest Margins of Victory

Margin	Opponent	Score	H/A	Season
+64	DePauw	113-49	H	1974-75
+57	DePauw	99-42	H	1975-76
+53	Towson State	91-38	H	1984-85
+49	Eastern Kentucky	106-57	H	1973-74
+46	Appalachian State	96-50	H	1974-75
+45	Brown	127-82	H	1972-73
+43	Johns Hopkins	108-65	H	1983-84
+40	Boston University	122-82	H	1975-76
+40	South Carolina	99-59	H	1957-58
+40	Clemson	81-41	A	1953-54

## 10 Largest Margins of Defeat

Margin	Opponent	Score	H/A	Season
-53	Army	78-25	A	1943-44
-57	Miami (Fla.)	92-35	A	1968-69
-63	Bainbridge Navy	85-22	A	1944-45
-44	Seton Hall	59-15	A	1941-42
-39	Wake Forest	80-41	ACC Tourney	1962-63
-38	West Virginia	81-43	A	1946-47
-38	Navy	58-21	A	1932-33
-37	Navy	70-33	A	1944-45
-37	Cincinnati	70-33	A	1948-49
-37	South Carolina	65-28	Southern Conf.	1932-33



After five consecutive unsuccessful appearances in the ACC Tournament final, the 1983-84 Terps captured Maryland's first conference basketball championship in 26 years.

After not having an ACC Player of the Year from the year the conference started (1954) through 1979, Maryland has brought home the award three times in this decade. Alber King (1980) was the first Terp ACC MVP; Len Bias won the award in 1985 and again in 1986.

## Maryland in Close Games

Although some critics have contended that Maryland doesn't win games that go down to the wire, the numbers prove quite differently, showing that the Terps are among the nation's better ballclubs when it comes to pressure situations. The following charts/breakdowns prove that Maryland has indeed won more than their fair share of close games.

### Games Decided by Three (3) Points or Fewer 1978 to 1986 (eight seasons)

Season	Opponent	Score	H/A	Category	Cum. Record
1978-79	N.C. State	82-81 W	A	ACC	1-0
	North Carolina	54-53 L	H	ACC	1-1
	Duke	70-68 W	H	ACC	2-1
	Wake Forest	54-53 W	A	ACC	3-1
	Virginia	75-72 L	A	ACC	3-2
	Rhode Island*	67-65 W	N	NIT	4-2
1979-80	Penn State	56-55 W	N	—	5-2
	Clemson	84-83 W	H	ACC	6-2
	Notre Dame	64-63 L	A	—	6-3
	North Carolina	70-69 W	H	ACC	7-3
	Virginia	63-61 W	A	ACC	8-3
	Georgia Tech*	52-49 W	N	ACC Tourney	8-4
	Duke	73-72 L	N	ACC Tourney	8-4
1980-81	Virginia	66-64 L	H	ACC	8-6
	Notre Dame	73-70 L	H	—	9-6
	Pittsburgh*	69-66 W	A	—	9-7
	Duke	55-54 L	A	ACC	10-7
	Clemson	72-70 W	H	ACC	11-7
	Duke	56-53 W	N	ACC Tourney	11-8
	North Carolina	61-60 L	N	ACC Tourney	11-9
1981-82	Georgia Tech	45-43 L	H	ACC	11-10
	Georgia Tech	64-63 L	A	ACC	11-11
	North Carolina	59-56 L	A	ACC	12-11
	Virginia	47-46 W	H	ACC	13-11
1982-83	Canisius	67-66 W	A	—	14-11
	UCLA*	80-79 W	H	—	15-11
	American	73-71 W	H	—	15-12
	North Carolina	72-71 L	A	ACC	16-12
	Notre Dame	68-67 W	H	—	17-12
	Holy Cross	55-53 W	A	—	17-13
	Virginia	83-81 L	A	ACC	18-13
	Tenn.-Chat.	52-51 W	N	NCAA Tourney	19-13
1983-84	Virginia	67-66 W	A	ACC	19-14
	Georgia Tech	71-70 L	A	ACC	19-15
	Wake Forest	90-87 L	A	ACC	20-15
	Dayton	61-59 W	H	—	21-15
	Clemson	66-65 W	A	ACC	22-15
	Wake Forest	66-64 W	N	ACC Tourney	22-16
	Illinois	72-70 L	N	NCAA Tour	23-16
1984-85	Kansas	58-56 L	N	Alaska Shootout	23-17
	Alaska	54-52 W	H	Alaska Shootout	24-17
	Alabama	59-56 W	A	—	25-17
	Ohio State	76-73 W	H	—	26-17
	Georgia Tech	70-69 L	N	Rainbow Classic	26-18
	N.C. State	58-56 W	H	ACC	27-18
	North Carolina	75-74 L	A	ACC	27-19
	Duke*	78-76 W	H	ACC	28-19
	UNLV	78-76 L	A	—	28-20
	Villanova	77-74 W	H	—	29-20
	Wake Forest	64-62 W	A	ACC	30-20
	Wake Forest	69-66 W	H	ACC	31-20
	N.C. State	71-70 W	A	ACC	32-20
	Miami (Ohio)	69-68 W	N	NCAA Tourney	33-20
	Villanova	46-43 L	N	NCAA Tourney	33-21
1985-86	George Mason	81-80 W	A	—	34-21
	UNLV*	64-63 L	H	—	34-22
	West Virginia	42-41 W	A	—	35-22
	Alabama	60-58 W	H	—	36-22
	Stanford*	67-65 W	N	Hawaii-Pacific	37-22
	Georgia Tech	68-67 L	A	ACC	37-23
	Villanova	64-62 L	A	—	37-24
	N.C. State	67-66 W	A	ACC	38-24
	Georgia Tech*	64-62 L	N	ACC Tourney	38-25

**TOTALS: Won 38, Lost 25 — 60.3 percent of all games decided by fewer than three points.**

\*—Overtime game.

## All-America Profiles

### Len Bias

6-8 Forward  
1982-86



Maryland's all-time leading scorer and the only player in Terp history to be named ACC Player of the Year twice . . . The conference's leading scorer in 1984-85 (18.9) and again in 1985-86 (23.2), the first player to do so since N.C. State's Kenny Carr accomplished the feat 10 seasons ago . . . Set school record for season scoring with 701 points as a junior, then broke the record as a senior . . . A consensus All-America selection as a senior and second- and third-team All-America honors as a junior . . . Ranks ninth among all-time ACC scorers . . . Set a Maryland record for most points in a road game when he scored 41 against No. 2 Duke last January.

Career Stats.	FG Pct.	FT Pct.	Asst.	Reb.	Pts.	Avg.
Freshman	.478	.636	22	125	217	7.2
Sophomore	.567	.767	48	145	488	15.2
Junior	.530	.777	65	251	701	18.9
Senior	.544	.864	33	224	743*	23.2

**Totals** .537 .795 168 765 2149\* 16.4

\*Maryland season or career record



### Louis (Bosey) Berger

6-2 Forward  
1929-32

Considered one of the greatest athletes in Maryland's history . . . A two-time All-American selection, an almost impossible achievement at the time because Maryland was considered an agricultural school and had carried a rural identity . . . Chosen as a senior by Chuck Taylor as the captain of the Converse All-America team, a title befitting of who was thought to be the best all-round player in the nation . . . Led Maryland to the 1931 Southern Conference Championship, scoring a phenomenal (for then) 172 points during the season and receiving acclaim as the greatest player in Southern Conference history . . . Concentrated on his first love, baseball, after college . . . Signed with the Cleveland Indians in 1932 and played in the major leagues for six years as an infielder, batting .236 with the Indians, Chicago and Boston.

#### Category Breakdown 3 Points or Fewer

ACC Games	19-16
Non-Conference	19-9
All Tournaments	7-6
NCAA Tournaments	2-2
ACC Tournament	3-3
NIT/Other Tourneys	2-1

#### Location Breakdown

Home Games	15-5
Away Games	15-13
Neutral Sites	8-7

#### Overtime Games

Driesell's record in overtime games in 17 seasons at Maryland ranks as one of the nation's best:	
All OT Games, 17 seasons	22-9
ACC OT Games, 17 seasons	14-8
OT Games, 1978 to 1986	14-3
ACC OT Games, 1978 to 1986	7-2



# ALL-AMERICA PROFILES



## Tom McMillen

6-11 Forward  
1971-74

A symbol of Maryland's basketball excellence through the years and the first super recruit ever signed by Lefty Driesell . . . A three-time All-ACC selection and three-time All-American . . . Maryland's all-time leading scorer until John Lucas broke his mark in 1976, and still the highest-scoring player in Maryland history for those with three years of eligibility . . . One of only three players in Terp history to average at least 20 points per game in back-to-back seasons . . . Still ranks fifth among all-time leading scorers, fourth among all-time rebounders, fourth among all-time field-goal percentage leaders and fourth among all-time free-throw leaders—making him and Bias the only players in Maryland history to rank among the Top 10 in four of the five major statistical categories . . . A three-time Academic All-American who majored in Pre-Med . . . A Rhodes Scholar who delayed his NBA career one year to attend Oxford . . . A member of former President Nixon's 15-member council on physical fitness and sports . . . Most Valuable Player of the 1972 NIT, when he led the Terps in scoring every game and to the NIT Championship . . . Played in the NBA for 11 seasons, with the Buffalo Braves, Atlanta Hawks, New York Knicks and Washington Bullets . . . As of press time, had won the Democratic Primary Election and was challenging for a seat in the United States House of Representatives.

Career Stats.	FG Pct.	FT Pct.	Asst.	Reb.	Pts.	Avg.
Sophomore	.549	.817	33	306	667	20.8
Junior	.585	.800	28	284	616	21.2
Senior	.530	.762	41	269	524	19.4
<b>Totals</b>	<b>.555</b>	<b>.799</b>	<b>102</b>	<b>859</b>	<b>1807</b>	<b>20.5</b>



## Albert King

Forward  
1977-81

Came to Maryland after a prolific career at Fort Hamilton High in the Bronx, N.Y., where he averaged 38.6 points and 22 rebounds per game as a senior and was considered the nation's top recruit . . . Felt the tremendous burden of pressure that accompanied him to Maryland during his first two seasons at College Park, but still averaged 13.6 and 15.9 points and more than five rebounds per game as a freshman and sophomore . . . Assumed a greater role in the offense as a junior (1979-80) and exploded, averaging 21.7 points and 6.7 rebounds and shooting 55.3 percent from the floor . . . Finished his career at Maryland as the school's all-time leading scorer; still ranks second with 2,058 points . . . Also ranks eighth among Terp rebounders (715) and ninth among career free-throw shooters (77.5 percent) . . . Drafted in the first round of the 1981 NBA Draft (12th pick overall) by the New Jersey Nets . . . Older brother Bernard led the NBA in scoring the 1984-85 season and is a member of the New York Knicks.

Career Stats.	FG Pct.	FT Pct.	Asst.	Reb.	Pts.	Avg.
Freshman	.502	.646	64	187	381	13.6
Sophomore	.494	.765	62	144	444	15.9
Junior	.553	.821	86	207	674	21.7
Senior	.502	.812	92	177	559	18.0
<b>Totals</b>	<b>.515</b>	<b>.775</b>	<b>304</b>	<b>715</b>	<b>2058</b>	<b>17.4</b>



## Len Elmore

6-9 Center  
1971-74

One of the more dominating inside players in Maryland history and the all-time leading Terp rebounder for a game (26), season (412) and career (1053) . . . A tremendous shot-blocker whose defensive presence helped Maryland to a 73-17 record during his three varsity seasons . . . Joined the United States All Stars (on emergency) to help America face the Russians in a three-game series and was outstanding, controlling the lane and allowing the U.S. to emerge victorious . . . A second-team All-American in 1972-73 and again in 1973-74 . . . Named to All-ACC teams three times, and to conference all-tournament and squads three times . . . Named Maryland's Best Rebounder in 1972, Maryland's Top Defensive Player and Best Rebounder in 1973 and was awarded the coveted Outstanding Senior Award in 1974 . . . Drafted in the first round of the 1974 NBA Draft by the Washington Bullets, but chose to sign with the ABA's Indiana Pacers . . . Spent 10 seasons in the ABA/NBA, with Indiana, Milwaukee, New Jersey and New York . . . Retired after the 1984-85 season to enroll in the Harvard Law School—the only player in NBA history to do so.

Career Stats.	FG Pct.	FT Pct.	Asst.	Reb.	Pts.	Avg.
Sophomore	.462	.754	37	351	347	10.8
Junior	.469	.607	35	290	261	10.0
Senior	.525	.758	48	412*	409	14.6
<b>Totals</b>	<b>.488</b>	<b>.723</b>	<b>120</b>	<b>1053*</b>	<b>957</b>	<b>11.1</b>

\*Maryland season or career record



## Gene Shue

6-2 Forward  
1951-54

Rewrote the Maryland record book and was the Terps' first high-visibility basketball star . . . Had an outstanding junior season, averaging 22.1 points per game and establishing a school record with 508 points, then earned All-American honors as a senior . . . Held the Maryland career scoring record longer than any other player—from 1954 until Tom McMillen broke it in 1974 . . . Also held the Maryland school record for points in a game until Al Bunge broke it in 1960 . . . All-American honors came from the Helms Foundation and Chuck Taylor's Converse All-American squad . . . Selected as Most Valuable Player of the 1953 Southern Conference Tournament . . . Set a tournament record that year when he scored 40 points in a semifinal loss to Wake Forest . . . Still ranks as Maryland's eighth all-time leading scorer . . . Had a successful career in the NBA and went on to spend 18 years as a coach with the NBA's Washington Bullets and Philadelphia 76ers.

Career Stats.	FG Pct.	FT Pct.	Asst.	Reb.	Pts.	Avg.
Sophomore	.375	.696			235	10.7
Junior	.469	.700			508	22.1
Senior	.506	.789			654	21.8
<b>Totals</b>	<b>.465</b>	<b>.739</b>			<b>1397</b>	<b>18.6</b>


**Note:** Assist and rebound averages were not kept when Shue began his Maryland career; assists were not kept until 1969, and rebounds were not tabulated and/or available for Shue.

Continued on Page 84


# ALL-TIME LEADERS, SEASON & CAREER



Will Hetzel



Maurice Howard



Greg Manning



Tom Roy

## Top 10 Single Season Marks

Scoring	Year	Games	Points	Avg.
Will Hetzel	1968-69	26	605	23.3
Len Bias	1985-86	32	743*	23.2
Gene Shue	1952-53	23	508	22.1
Gene Shue	1953-54	30	654	21.8
Albert King	1979-80	31	674	21.7
Tom McMillen	1972-73	29	616	21.2
Tom McMillen	1971-72	32	667	20.8
Bob Kessler	1954-55	24	490	20.4
Bob Kessler	1955-56	24	487	20.3
John Lucas	1975-76	28	557	20.1

Rebounding	Year	Games	Reb.	Avg.
Len Elmore	1973-74	28	412*	14.7
Bob Kessler	1955-56	24	336	14.0
Al Bunge	1959-60	23	289	12.6
Will Hetzel	1968-69	26	318	12.2
Buck Williams	1980-81	31	363	11.7
Len Elmore	1972-73	26	290	11.2
Tom Roy	1974-75	29	321	11.1
Len Elmore	1971-72	32	351	11.0
Buck Williams	1978-79	30	323	10.8
Bob McDonald	1960-61	26	279	10.7

Assists	Year	Games	Assists	Avg.
Keith Gatlin	1985-86	32	204	6.4
Keith Gatlin	1984-85	37	221*	6.0
John Lucas	1972-73	30	178	5.93
Brad Davis	1975-76	28	165	5.89
John Lucas	1973-74	28	159	5.6
Mickey Wiles	1969-70	26	135	5.2
Brad Davis	1976-77	27	132	4.9
Keith Gatlin	1983-84	32	148	4.622
Brad Davis	1974-75	29	134	4.621
Ernest Graham	1979-80	31	136	4.4

Field Goal Pct.	Year	Games	FGM	FGA*	Pct.
Buck Williams	1980-81	31	183	283	64.7
Greg Manning	1979-80	30	196	305	64.3
Charles Pittman	1981-82	24	102	167	61.1
Ben Coleman	1983-84	32	194	319	60.8
Buck Williams	1979-80	24	143	236	60.6
Tom Roy	1974-75	29	129	213	60.6
Bob Bodell	1971-72	32	70	117	59.8
Lawrence Boston	1976-77	26	150	251	59.7
Larry Gibson	1976-77	27	115	195	58.9
Tom McMillen	1972-73	29	250	427	58.5

\*Minimum 100 field goal attempts

Free Throw Pct.	Year	Games	FTM	FTA*	Pct.
Greg Manning	1979-80	30	79	87	90.8
Len Bias	1985-86	32	209	242	86.4
Jo Jo Hunter	1977-78	27	57	66	86.3
Keith Gatlin	1984-85	37	50	58	86.2
Greg Manning	1978-79	29	66	77	85.7
Greg Manning	1977-78	28	92	108	85.2
Jim O'Brien	1972-73	30	92	109	84.4
Owen Brown	1974-75	29	63	76	82.9
Maurice Howard	1975-76	28	72	87	82.8
Albert King	1979-80	31	124	151	82.1
Greg Manning	1980-81	31	78	95	82.1

\*Minimum 50 free throw attempts

## All-Time Career Scorers

Len Bias	2,149
Albert King	2,058
Adrian Branch	2,017
John Lucas	2,015
Tom McMillen	1,807
Ernest Graham	1,607
Greg Manning	1,561
Gene Shue	1,397
Will Hetzel	1,370
Jay McMillen	1,300

## All-Time Career Rebounders

Len Elmore	1,053
Buck Williams	928
Larry Gibson	895
Tom McMillen	859
Bob Kessler	849
Al Bunge	795
Len Bias	745
Albert King	715
Will Hetzel	689
Lawrence Boston	629

## Career Assist Leaders

Keith Gatlin	573
John Lucas	514
Dutch Morley	460
Brad Davis	431
Jeff Adkins	360
Ernest Graham	346
Albert King	304
Greg Manning	271
Bob Bodell	241
Maurice Howard	219

## Field Goal Percentage

Buck Williams	61.5
Greg Manning	58.3
Lawrence Boston	57.6
Tom McMillen	55.5
Larry Gibson	55.1
Maurice Howard	54.7
Tom Roy	54.1
Len Bias	53.6
Jap Trimble	53.1
Speedy Jones	52.8

## Free Throw Percentage

Greg Manning	85.8
Jim O'Brien	80.3
Keith Gatlin	80.2
Tom McMillen	79.9
Mark Fothergill	79.9
Len Bias	79.5
Dutch Morley	79.1
John Lucas	77.8
Albert King	77.5
Maurice Howard	76.4

# ALL-TIME POSTSEASON HISTORY

**Southern Conference Tournaments (1923 to 1953): Won 13, Lost 22; one Southern Conference Tournament Championship (1931).**

**Atlantic Coast Conference Tournaments (1954-1968): Won 24, Lost 31; two ACC Championships (1958 and 1984).**

## ACC Tournament Breakdown

### Coaches in ACC Tournament

(Totals 24-31)	
Bud Millikan	6-13
Frank Fellows	0-2
Lefty Driesell	18-16

### Breakdown by Round

Quarterfinals	15-18
Semifinals	7-8
Champ. Game	2-5

### Breakdown by Opponent

Clemson	7-1
Duke	5-5
Georgia Tech	1-2
North Carolina	3-4
N.C. State	2-9
South Carolina	0-4
Virginia	4-3
Wake Forest	2-3

### Breakdown by Location

Atlanta, GA	0-2
Charlotte, NC	0-3
Greensboro, NC	15-12
Landover, MD	3-2
Raleigh, NC	6-12

## ACC Tournament Breakdown

Year	Opponent	Score	Cum. Record
1954	Clemson	75-59 W	1-0
	Wake Forest	64-56 L	1-1
1955	Virginia	68-67 L	1-2
1956	Duke	94-69 L	1-3
1957	Virginia	71-68 W	2-3
	South Carolina	74-64 L	2-4
1958	Virginia	70-66 W	3-4
	Duke	71-65 W	4-4
	North Carolina*	86-74 W	5-4
1959	Virginia	66-65 L	5-5
1960	N.C. State	74-58 L	5-6
1961	Clemson	91-75 W	6-6
	Wake Forest	98-76 L	6-7
1962	Duke	71-58 L	6-8
1963	Wake Forest	80-41 L	6-9
1964	Clemson	81-67 L	6-10
1965	Clemson	61-50 W	7-10
	N.C. State	76-67 L	6-11
1966	North Carolina	77-70 L	6-12
1967	South Carolina	57-54 L	6-13
1968	N.C. State	63-54 L	6-14
1969	South Carolina	92-71 L	6-15
1970	N.C. State	67-57 L	6-16
1971	South Carolina	71-63 L	6-17
1972	Clemson	54-52 W	7-17
	Virginia	62-57 W	8-17
	North Carolina*	73-64 L	9-18
1973	Clemson	77-61 W	10-18
	Wake Forest	73-65 W	11-18
	N.C. State*	76-74 L	11-19
1974	Duke	85-66 W	12-19
	North Carolina	105-83 W	13-19
	N.C. State*	103-100 L	13-20
1975	N.C. State	87-85 L	13-21
1976	Duke (ot)	80-78 W	14-21
	Virginia	73-65 L	14-22
1977	N.C. State	82-72 L	14-23
1978	N.C. State (3 ot)	109-108 W	15-23
	Duke	81-69 L	15-24
1979	Clemson	75-67 W	16-24
	North Carolina	102-79 L	16-25
1980	Georgia Tech	52-49 W	17-25
	Clemson	91-85 W	18-25
	Duke*	73-72 L	18-26
1981	Duke	56-53 W	19-26
	Virginia	85-62 W	20-26
	North Carolina*	61-60 L	20-27
1982	N.C. State	40-28 L	20-28
1983	Georgia Tech (ot)	64-58 L	20-29
1984	N.C. State	69-63 W	21-29
	Wake Forest	66-64 W	22-29
	Duke*	74-62 W	23-29
1985	Duke	86-73 L	23-30
1986	North Carolina	85-75 W	24-30
	Georgia Tech	64-62 L	24-31

\*ACC Tournament Championship Game

Considered by many as one of the greatest spectacles in sports, the ACC Tournament will move to nearby Landover for the third time in its 34-year history. Played at Reynolds Coliseum (Raleigh) from 1954 to 1966, the tournament was held in Charlotte from 1968 to 1970 before stationing in Greensboro, where it was played through 1975. In 1976, the tournament made its first appearance in Landover, then moved back to Greensboro from 1977 to 1980. Landover was again the site in 1981; the tournament has also been played in Atlanta (1983 and 1985).

### NCAA Tournaments (Nine appearances):

**Won 12, Lost 9; Regional Finalist in 1973 and 1975; Final 16 in 1984 and 1985**

## NCAA Tournament Breakdown

Year	Opponent	Region/Round	Score	Cumulative Record
1958	Boston College	East quarterfinal	86-63 W	1-0
	Temple	East semifinal	81-67 L	1-1
	Manhattan	East third place	59-55 W	2-1
1973	Syracuse	East semifinal	91-75 W	3-1
	Providence	East final	103-89 L	3-2
1975	Creighton	Midwest quarterfinal	83-79 W	4-2
	Notre Dame	Midwest semifinal	83-71 W	5-2
	Louisville	Midwest final	96-82 L	5-3
1980	Tennessee	East quarterfinal	86-75 W	6-3
	Georgetown	East semifinal	74-68 L	6-4
1981	Tenn.-Chat.	Midwest quarterfinal	81-69 W	7-4
	Indiana	Midwest semifinal	99-64 L	7-5
1983	Tenn.-Chat.	Midwest quarterfinal	52-51 W	8-5
	Houston	Midwest semifinal	60-50 L	8-6
1984	West Virginia	Midwest quarterfinal	102-77 W	9-6
	Illinois	Midwest semifinal	72-70 L	9-7
1985	Miami (Ohio)	Southeast first round	69-68 W	10-7
	Navy	Southeast quarterfinal	64-59 W	11-7
	Villanova	Southeast semifinal	46-43 L	11-8
1986	Pepperdine	West first round	69-64 W	12-8
	Nevada-Las Vegas	West quarterfinal	70-64 L	12-9

Tom McMillen led the 1971-72 Terps in scoring during every postseason game that year. The Terps' leading scorer during the season (20.8), McMillen scored 51 points in three ACC Tournament games—16 against Clemson, 17 against Virginia and 18 against North Carolina—then led the Terps to the NIT Championship by scoring 22 against St. Joseph's, 25 against Syracuse and Jacksonville and 19 (tied for high honors with Bob Bodell) against Niagara.

## Postseason History (Con't.)

### NCAA Tournament Breakdowns

Coaches in ACC Tournament		Breakdown by Region	
Bud Millikan .....	2-1	East .....	4-3
Lefty Driesell .....	10-8	Southeast .....	2-1
		Mideast .....	1-1
		Midwest .....	4-3
		West .....	1-1


**National Invitational Tournament  
(NIT—two appearances):  
Won 5, Lost 1; Tournament Champion in 1972.**

### NIT

Year	Opponent	Score	Cumulative Record
1972	St. Joseph's	67-55 W	1-0
	Syracuse	71-65 W	2-0
	Jacksonville	91-77 W	3-0
	Niagara*	100-69 W	4-0
1979	Rhode Island	67-65 W (3 OT)	5-0
	Ohio State	79-72 L	5-1



Below: Tom McMillen with the 1972 NIT Most Valuable Player Trophy. Above: The 1957-58 Terps, Maryland's first ACC Tournament champion.




## Terrapin Award Winners

### 1969-70

**Alvin Aubinoe Greatest Career Contribution** — Will Hetzel  
**Best Free Throw Shooter** — Will Hetzel  
**Best Defensive Player** — Sparky Still  
**Best Rebounder** — Rod Horst  
**Most Valuable Player** — Rod Horst

### 1970-71

**Alvin Aubinoe Greatest Career Contribution** — Jay Flowers  
**Best Defensive Player** — Sparky Still  
**Best Free Throw Shooter** — Jim O'Brien  
**Best Rebounder** — Barry Yates  
**Most Valuable Player** — Barry Yates



Rod Horst



Barry Yates

### 1971-72

**Avis Special Service Award** — Charlie Blank  
**Most Valuable Player** — Len Elmore & Tom McMillen  
**Seidenspinner Award for Outstanding Senior** — Charlie Blank  
**Most Team Spirit** — Howard White  
**Most Improved Player** — Darrell Brown  
**Academic All-American** — Tom McMillen  
**Alvin Aubinoe Greatest Career Contribution** — Charlie Blank  
**Best Free Throw Shooter** — Tom McMillen  
**All-ACC** — Len Elmore & Tom McMillen  
**All-NIT** — Tom McMillen, Len Elmore and Bob Bodell  
**Best Defensive Player** — Bob Bodell  
**All-ACC Tournament** — Tom McMillen, Len Elmore and Jim O'Brien  
**Best Rebounder** — Len Elmore  
**Most Valuable Player in NIT** — Tom McMillen


# TERRAPIN AWARD WINNERS

1972-73


- Best Team Spirit** — Bill Hahn
- Leo G. Hershberger Rookie All-American** — John Lucas
- Best Free Throw Shooter** — Jim O'Brien
- Best Defensive Player** — Len Elmore
- Best Rebounder** — Len Elmore
- All-ACC Tournament** — Tom McMillen, John Lucas, Jim O'Brien
- Most Improved Player** — John Lucas
- All-ACC** — Tom McMillen, Len Elmore
- Alvin Aubinoe Greatest Contribution** — Jim O'Brien
- Coaches Award for Greatest Team Contribution** — Tom McMillen
- Most Valuable Player** — Len Elmore
- Special Award (for 88 consecutive varsity games)** — Bob Bodell
- Avis Special Service to Team Award** — Bill Hahn

1973-74

- All-American** — Len Elmore, Tom McMillen, John Lucas
- Best Free Throw Shooter** — Maurice "Mo" Howard
- Best Rebounder** — Len Elmore
- Best Defensive Player** — Tom Roy
- Coaches Award** — Improvement From One Season To Next — Owen Brown
- Alvin Aubinoe Greatest Career Contribution** — Tom McMillen
- Outstanding Senior Award** — Len Elmore
- All-ACC** — Len Elmore, John Lucas (First Team) — Tom McMillen (Second Team)
- All-ACC Tournament** — Maurice "Mo" Howard, John Lucas, Tom McMillen, (First Team); Owen Brown, Len Elmore (Second Team)
- AP All-American** — Tom McMillen, John Lucas
- Fastbreakers Special Award** — Charles Driesell



Brad Davis



Billy Hahn

1974-75

- Most Valuable Senior** — Owen Brown and Tom Roy
- Alvin Aubinoe Greatest Career Contribution Award** — Bill Hahn
- ACC Coach of the Year** — Coach Driesell
- All-American UPI First Team** — John Lucas
- Best Free Throw Shooter** — John Lucas
- Best Rebounder** — Tom Roy
- Outstanding Defensive Player** — Maurice "Mo" Howard
- All-ACC Tournament** — Maurice "Mo" Howard
- All-ACC** — Maurice "Mo" Howard

1975-76

- Best Free Throw Shooter** — James Tillman
- Best Defensive Player** — Maurice "Mo" Howard
- Chris Patton Outstanding Rebounder** — Lawrence Boston
- Alvin Aubinoe Greatest Career Contribution** — John Lucas
- First Team UPI and AP All-American** — John Lucas
- Owen Brown Most Valuable Player** — Maurice "Mo" Howard
- First Team All-ACC** — John Lucas
- Total Performance for Overall Excellence and Consistency** — Steve Sheppard
- Most Assists** — Brad Davis
- All-ACC Tournament** — Brad Davis



Jim O'Brien



Owen Brown

*The highest scoring team in Terp history is the 1974-75 squad, which averaged 89.9 points per game en route to a 24-5 record. That team also set what was then an NCAA record for shooting efficiency at 54.7 percent, a mark that stood as a school record until 1979-80.*

## Terrapin Award Winners

1976-77

All ACC — Brad Davis (2nd Team)

Best Free Throw Shooter — Mark Crawford

Outstanding Defensive Player — Lawrence Boston

Chris Patton Best Rebounder — Larry Gibson

Alvin Aubinoe Greatest Career Contribution — John Pavlos  
(Manager)

Outstanding Academic — Eric Shrader

Most Assists — Brad Davis

Owen Brown Most Outstanding Senior — Steve Sheppard

Overall Performance — Larry Gibson



Larry Gibson

Lawrence Boston

1977-78

All-ACC Tournament — Lawrence Boston, Larry Gibson (2nd Team)

Best Free Throw Shooter — Jo Jo Hunter

Outstanding Academic — Eric Shrader

Overall Performance — Larry Gibson

Most Assists — Greg Manning

Alvin Aubinoe Greatest Career Contribution — Lawrence Boston

Outstanding Defensive Player — Lawrence Boston

Chris Patton Best Rebounder — Larry Gibson

Owen Brown Most Outstanding Senior — Lawrence Boston

1978-79

All-ACC — Larry Gibson (2nd Team)

All-ACC Tournament — Larry Gibson (2nd Team)

ACC Rookie-of-the-Year — Buck Williams

Honorable Mention All-American — Larry Gibson, Albert King

ACC Leading Rebounder — Buck Williams

Best Free Throw Shooter — Greg Manning

Phi Beta Kappa — Eric Shrader

Most Assists — Dutch Morley

Alvin Aubinoe Greatest Career Contribution — Larry Gibson

Outstanding Defensive Player — Buck Williams

Owen Brown Most Outstanding Senior — Larry Gibson

Scoring Record for One Game — Ernest Graham

East-West All-Star Game — Larry Gibson

Aloha Classic — Larry Gibson

## Maryland Invitational Tournament Records

1971 — Maryland	103	Western Kentucky	67
St. John's	94	Harvard	88
<b>Third Place</b>			
Harvard	107	Western Kentucky	89
<b>Championship</b>			
Maryland	90	St. John's	69
1972 — Maryland	90	Georgia Tech	55
Syracuse	74	Bowling Green	73
<b>Third Place</b>			
Bowling Green	102	Georgia Tech	87
<b>Championship</b>			
Maryland	90	Syracuse	76
1973 — Maryland	102	Holy Cross	75
Boston College	94	Michigan State	81
<b>Third Place</b>			
Michigan State	97	Holy Cross	85
<b>Championship</b>			
Maryland	58	Boston College	37
1974 — Maryland	105	Georgia Tech	67
UCLA	78	St. Bonaventure	62
<b>Third Place</b>			
Georgia Tech	70	St. Bonaventure	61
<b>Championship</b>			
UCLA	81	Maryland	75
1975 — Maryland	104	Seton Hall	69
Princeton	61	Alabama	59
<b>Third Place</b>			
Alabama	100	Seton Hall	64
<b>Championship</b>			
Maryland	66	Princeton	59
1976 — Maryland	84	Xavier	74
Syracuse	116	Duquesne	86
<b>Third Place</b>			
Duquesne	86	Xavier	80
<b>Championship</b>			
Maryland	96	Syracuse	85
1977 — Maryland	91	Western Kentucky	78
Georgia Tech	73	St. John's	67
<b>Third Place</b>			
St. John's	80	Western Kentucky	63
<b>Championship</b>			
Maryland	65	Georgia Tech	63
1978 — Maryland	62	St. Joseph's	57
Southern Calif.	78	Holy Cross	60
<b>Third Place</b>			
St. Joseph's	62	Holy Cross	58
<b>Championship</b>			
Maryland	83	Southern Calif.	79
1979 — Maryland	115	Miami of Ohio	76
Temple	85	Harvard	73
<b>Third Place</b>			
Miami of Ohio	86	Harvard	79
<b>Championship</b>			
Maryland	85	Temple	63
1980 — Maryland	114	Marshall	89
St. Joseph's	87	Bowling Green	76
<b>Third Place</b>			
Marshall	87	Bowling Green	85
<b>Championship</b>			
Maryland	74		
1983 — Maryland	58	Randolph Macon	52
LaSalle	65	G. Washington	64
<b>Third Place</b>			
G. Washington	54	Randolph Macon	47
<b>Championship</b>			
Maryland	96	LaSalle	83


### MOST VALUABLE PLAYER AWARD

1971 — Len Elmore — Maryland
1972 — Tom McMillen — Maryland
1973 — Len Elmore — Maryland
1974 — David Meyers — UCLA
1975 — John Lucas — Maryland
1976 — Steve Sheppard — Maryland
1977 — Lawrence Boston — Maryland
1978 — Albert King — Maryland
1979 — Albert King — Maryland
1980 — Albert King — Maryland
1983 — Ben Coleman — Maryland

# TERRAPIN AWARD WINNERS

1979-80

**ACC Player of the Year** — Albert King  
**Associated Press First Team All-American** — Albert King  
**United Press International Second Team All-American** — Albert King  
**Honorable Mention All-American** — Buck Williams  
**All-ACC Second Team** — Buck Williams and Greg Manning  
**Everett N. Case ACC Tournament M.V.P.** — Albert King  
**ACC All-Tournament First Team** — Albert King and Greg Manning  
**ACC All-Tournament Second Team** — Buck Williams and Ernest Graham  
**Academic All-ACC First Team** — Greg Manning  
**ACC Coach of the Year** — Charles G. Driesell  
**District III Coach of the Year** — Charles G. Driesell  
**1979 Maryland Invitational Tournament M.V.P.** — Albert King  
**U.S. Basketball Writers Association All-Districts First Team** — Albert King  
**Best Free Throw Shooter** — Greg Manning  
**Outstanding Academic** — David Henderson  
**Outstanding Defensive Player** — Reggie Jackson  
**Chris Patton Best Rebounder** — Buck Williams  
**Competitive Spirit and Most Unselfish Contribution to Team** — Dutch Morley  
**Owen Brown Most Valuable Player** — Albert King  
**Alvin Aubinoe Greatest Career Contribution** — John Bilney  
**Most Improved Player** — Taylor Baldwin  
**Most Assists** — Ernest Graham  
**Kirin World Cup M.V.P.** — Ernest Graham



Taylor Baldwin

Ben Coleman

Dutch Morley

1980-81

**The Sporting News First Team All-American** — Albert King  
**United Press International All-American (Second Team)** — Albert King  
**Associated Press All-American (Honorable Mention)** — Albert King, Buck Williams and Greg Manning  
**Basketball Weekly Second Team All-American** — Buck Williams  
**Basketball Writers All-District Team** — Albert King and Buck Williams  
**All-ACC Second Team** — Albert King and Buck Williams  
**All-ACC Tournament Team** — Albert King and Buck Williams (First Team) Ernest Graham (Second Team)  
**CoSIDA District III All-Academic Team** — Greg Manning  
**Most Valuable Player, Carrier Classic** — Greg Manning  
**All-Tournament Team, Carrier Classic** — Greg Manning, Albert King, and Buck Williams  
**Most Valuable Player, Maryland Invitational** — Albert King  
**All-Tournament Team, Maryland Invitational** — Albert King, Dutch Morley, Ernest Graham and Buck Williams  
**Voted to Pizza Hut All-Star Game (eight man east squad)** — Albert King  
**Selected for Aloha Classic** — Albert King, Ernest Graham  
**Most Assists** — Ernest Graham  
**Outstanding Free Throw Shooting** — Greg Manning  
**Most Improved Player** — Steve Rivers  
**Chris Patton Rebounding** — Buck Williams  
**Outstanding Defensive Player** — Buck Williams  
**Competitive Spirit and Most Unselfish Contribution** — Charles Pittman  
**Outstanding Academic** — Greg Manning  
**Owen Brown MVP** — Albert King and Buck Williams  
**Alvin Aubinoe Greatest Career Contribution** — Albert King

1981-82

**Most Assists** — Dutch Morley  
**Outstanding Free Throw Shooting** — Dutch Morley  
**Most Improved Player** — Charles Pittman  
**Chris Patton Rebounding** — Herman Veal  
**Competitive Spirit and Most Unselfish Contribution** — Herman Veal  
**Outstanding Academic** — Jeff Adkins  
**Owen Brown MVP** — Adrian Branch  
**Outstanding Defensive Player** — Jeff Adkins  
**Alvin C. Aubinoe Greatest Career Contribution** — Dutch Morley  
**Basketball Weekly 1982 Freshman All-American (2nd Team)** — Adrian Branch  
**Basketball Weekly 1982 Freshman All-American (Honorable Mention)** — Jeff Adkins

1982-83

**Most Assists** — Jeff Adkins  
**Outstanding Free Throw Shooting** — Pete Holbert  
**Most Improved Player** — Len Bias  
**Chris Patton Rebounding** — Ben Coleman  
**Outstanding Defensive Player** — Herman Veal  
**Competitive Spirit and Most Unselfish Contribution** — Herman Veal  
**Outstanding Academic** — Chuck Driesell  
**Owen Brown MVP** — Adrian Branch and Ben Coleman  
**Outstanding Play in the NCAA Playoffs** — Adrian Branch  
**Chevrolet Scholarship** — Adrian Branch — Maryland vs Houston, NCAA Playoffs and Ben Coleman — Maryland vs Notre Dame  
**All-ACC Second Team** — Adrian Branch and Ben Coleman

*Greg Manning pulled an ACC first during the 1979-80 season when he became the first player in conference history to lead the league in free throw percentage (90.8) and field goal percentage (64.3) in the same year.*

## Terrapin Award Winners

1983-84

**Most Assists** — Keith Gatlin  
**Outstanding Free Throw Shooting** — Pete Holbert  
**Most Improved Player** — Terry Long  
**Chris Patton Rebounding** — Ben Coleman  
**Outstanding Defensive Player** — Herman Veal  
**Competitive Spirit and Most Unselfish Contribution** — Herman Veal  
**Outstanding Academic** — Jeff Adkins  
**Owen Brown Most Valuable Player** — Ben Coleman  
**Outstanding Play in the NCAA Playoffs** — Len Bias  
**Chevrolet Scholarship \$1,000 Award for the "Most Valuable Player" in games:**  
 Jeff Adkins vs Boston College — 12-24-83  
 Herman Veal vs Notre Dame — 1-28-84  
 Keith Gatlin vs North Carolina — 2-19-84  
 Adrian Branch vs Virginia — 3-4-84

1984-85

**Most Assists** — Keith Gatlin  
**Outstanding Free Throw Shooting** — Keith Gatlin  
**Chris Patton Rebounding** — Len Bias  
**Chairman of the Boards — Player with most Rebounds** — Len Bias  
**Outstanding Academic** — Chuck Driesell  
**Owen Brown Most Valuable Player** — Len Bias  
**ACC "Player of the Year"** — Len Bias  
**District 3B "Player of Year"** — Len Bias  
**Associated Press All-American - 2nd Team** — Len Bias  
**Basketball Weekly All-American - 2nd Team** — Len Bias  
**National Association of Basketball Coaches All-American - 3rd Team** — Len Bias  
**Outstanding Play in NCAA Games** — Len Bias  
**First Team all ACC** — Len Bias  
**Most Improved Players** — Jeff Baxter and Tom Jones  
**Most Charges** — Len Bias  
**Highest Offensive Efficiency Rating** — Len Bias

1985-86

**Most Assists** — Keith Gatlin  
**Outstanding Free Throw Shooting** — Len Bias  
**Chris Patton Rebounding** — Derrick Lewis (offensive), Len Bias (defensive)  
**Outstanding Defensive Player** — Derrick Lewis  
**Competitive Spirit and Unselfish Contribution** — Speedy Jones  
**Owen Brown Most Valuable Player** — Len Bias  
**Outstanding Academics** — Derrick Lewis  
**NABC First-Team All-America** — Len Bias  
**Associated Press First-Team All-America** — Len Bias  
**NBWA First-Team All-America** — Len Bias  
**UPI First-Team All-America** — Len Bias  
**Naismith First-Team All-America** — Len Bias  
**ACC "Player of the Year"** — Len Bias  
**District III-B Player of the Year** — Len Bias  
**Most Improved** — Jeff Baxter

## Year-by-Year Leaders Since 1950

### Scoring

Season	Player	Points
1950-51	Lee Brawley	404
1951-52	Lee Brawley	265
1952-53	Gene Shue	508
1953-54	Gene Shue	654
1954-55	Bob Kessler	487
1955-56	Bob Kessler	490
1956-57	Bob O'Brien	328
1957-58	Charles McNeil	401
1958-59	Charles McNeil	311
1959-60	Al Bunge	399
1960-61	Bob McDonald	347
1961-62	Bob McDonald	301
1962-63	Jerry Greenspan	356
1963-64	George Suder	327
1964-65	Jay McMillen	512
1965-66	Gary Ward	430
1966-67	Jay McMillen	392
1967-68	Pete Johnson	360
1968-69	Will Hetzel	605
1969-70	Rod Horst	428
1970-71	Howard White	389
1971-72	Tom McMillen	667
1972-73	Tom McMillen	616
1973-74	John Lucas	564
1974-75	John Lucas	469
1975-76	John Lucas	557
1976-77	Lawrence Boston	338
1977-78	Lawrence Boston	423
1978-79	Ernest Graham	467
1979-80	Albert King	674
1980-81	Albert King	559
1981-82	Adrian Branch	442
1982-83	Adrian Branch	541
1983-84	Ben Coleman	491
1984-85	Len Bias	701
1985-86	Len Bias	743

### Rebounding

1950-51	No Records Kept	—
1951-52	No Records Kept	—
1952-53	No Records Kept	—
1953-54	Bob Kessler	250
1954-55	Bob Kessler	263
1955-56	Bob Kessler	336
1956-57	Jim Halleck	195
1957-58	Al Bunge	265
1958-59	Al Bunge	241
1959-60	Al Bunge	289
1960-61	Bob McDonald	279
1961-62	Jerry Greenspan	235
1962-63	Jerry Greenspan	184
1963-64	Rick Wise	185
1964-65	Gary Ward	271
1965-66	Gary Ward	241
1966-67	Jay McMillen	195
1967-68	Rich Dreschler	202
1968-69	Will Hetzel	318
1969-70	Rod Horst	258
1970-71	Barry Yates	224
1971-72	Len Elmore	351
1972-73	Len Elmore	290
1973-74	Len Elmore	412
1974-75	Tom Roy	321
1975-76	Lawrence Boston	249
1976-77	Larry Gibson	228
1977-78	Larry Gibson	253
1978-79	Buck Williams	323
1979-80	Buck Williams	242
1980-81	Buck Williams	363
1981-82	Herman Veal	213
1982-83	Ben Coleman	242
1983-84	Ben Coleman	269
1984-85	Len Bias	251
1985-86	Len Bias	224



# MARYLAND BASKETBALL RECORDS

## Single Game — Team

MOST POINTS: 130 ag East Carolina, Dec. 1977  
 FEWEST POINTS: 15 ag Seton Hall, Dec. 1941 (15-59)  
 MOST POINTS BY OPPONENTS: 110 by N.C. State, Dec. 1978 (110-124)  
 FEWEST POINTS BY OPPONENT: 12 by Navy, 1926 (12-21)  
 MOST POINTS BY BOTH TEAMS: 234 by Maryland and N.C. State, Dec. 20, 1978 (Md. 124 - N.C. State 110)  
 FEWEST POINTS BY BOTH TEAMS: 33 by Maryland and Navy, 1926 (Md. 21 - Navy 12)  
 MOST FIELD GOALS: 55 ag Brown, Nov. 1972, Canisius, Dec. 1978  
 FEWEST FIELD GOALS: 6 ag Seton Hall, Dec. 1941  
 FEWEST FIELD GOALS BY OPPONENTS: 6 by Navy, 1926  
 MOST FREE THROWS: 40 ag North Carolina in ACC Tournament final, 1958 (52 attempts)  
 FEWEST FREE THROWS: 0 ag Wake Forest, Feb. 1973, in Winston-Salem  
 MOST FREE THROWS BY OPPONENT: 40 by Clemson, Jan. 1968 (53 attempts)  
 MOST FREE THROW ATTEMPTS: 57 ag North Carolina, Jan. 1953, (made 36)  
 FEWEST FREE THROW ATTEMPTS: 1 ag North Carolina, Feb. 1979 in Chapel Hill, N.C., 1 ag Wake Forest, Feb. 1973 (a technical) in Winston-Salem, N.C.  
 MOST FREE THROW ATTEMPTS BY OPPONENT: 51 by North Carolina, Jan. 1964  
 MOST FIELD GOAL ATTEMPTS: 99 ag Canisius, Dec. 1978 (55-99)  
 FEWEST FIELD GOAL ATTEMPTS: 18 ag South Carolina, Jan. 1971 (made 15)  
 MOST REBOUNDS: 74 ag Penn State, Dec. 1964  
 MOST FOULS: 44 ag William & Mary, Feb. 1952  
 MOST FOULS BY OPPONENT: 37 by North Carolina, Jan. 1953  
 FEWEST FOULS: 7 ag Buffalo, Jan. 1972  
 BEST FREE THROW PERCENTAGE: (at least 10 attempts); .966 ag Duke, Feb. 1976 (28 of 29), Note, 1.000 ag Duke, Feb. 1979 (6 of 6)  
 BEST FIELD GOAL PERCENTAGE: .833 ag South Carolina, Jan. 1971 (15-18)  
 LARGEST MARGIN OF VICTORY: 64 ag DePauw, Dec. 1974 (113-49)  
 LARGEST DEFEAT MARGIN: 63 points by Army, 1944 (85-22)  
 MOST POINTS IN ONE HALF: 77 ag N.C. State in second half Dec. 1978  
 MOST CONSECUTIVE FREE THROWS IN GAME: 28 ag Duke, Feb. 7, 1976

## Single Game — Individual

MOST POINTS: 44 by Ernest Graham ag N.C. State, Dec. 1978 (18 FG-8 FT)  
 MOST POINTS IN A ROAD GAME: 41 by Len Bias vs. Duke, Jan. 1986 (14 FG-13 FT)  
 MOST FIELD GOALS: 18 by Ernest Graham ag N.C. State, Dec. 1978 (26 att.)  
 MOST FREE THROWS: 17 by Tom McMillen ag Canisius, Dec. 1971 (att. 20)  
 MOST REBOUNDS: 26 by Len Elmore ag Wake Forest, Feb. 1974  
 MOST FREE THROW ATTEMPTS: 20 by Tom McMillen ag Canisius, Dec. 1971 (made 17)  
 MOST FIELD GOAL ATTEMPTS: 34 by Gene Shue ag Washington & Lee, Feb. 1953 (made 16)  
 MOST CONSECUTIVE FREE THROWS: 15 by Albert King ag Boston, Feb. 1979  
 MOST CONSECUTIVE FIELD GOALS: 10 by Barry Yates ag Miami (Fla.), Dec. 1970; 10 by Keith Gatlin ag Clemson, Feb. 17, 1985  
 BEST FREE THROW PCT.: 1.000 (ONLY 10 or more listed)  
 Jerry Greenspan ag Minnesota 1961 ..... 14-14  
 Len Bias vs. North Carolina, Feb. 1986 ..... 13-13  
 Lee Brawley ag North Carolina 1951 ..... 13-13  
 Bill Stasiulatis ag Wake Forest 1961 ..... 12-12  
 Lee Brawley ag North Carolina 1951 ..... 12-12  
 Bob Kessler ag George Washington 1956 ..... 12-12  
 Jerry Bechtle ag North Carolina 1960 ..... 10-10  
 Tom Milroy ag Penn State 1968 ..... 10-10  
 BEST FIELD GOAL PCT.: 1.000 (ONLY more than 5 listed):  
 Buck Williams ag Canisius, Dec. 1978 ..... 8-8  
 Gary Williams ag South Carolina, Dec. 1966 ..... 8-8  
 Greg Manning ag Fair. Dickinson, Dec. 1980 ..... 8-8  
 Ben Coleman ag Duquesne, Dec. 1983 ..... 8-8  
 Ben Coleman ag Wake Forest, Feb. 1984 ..... 8-8  
 Derrick Lewis vs. N.C. State, Feb. 1986 ..... 7-7  
 Charles Pittman ag Lafayette, Nov. 1981 ..... 7-7  
 Brad Davis ag Wake Forest, Jan. 1977 ..... 7-7  
 Jack Clark ag South Carolina, Jan. 1964 ..... 6-6  
 Speedy Jones vs. Randolph Macon, Jan. 1986 ..... 6-6  
 Buck Williams ag Marshall, Dec. 1980 ..... 6-6  
 MOST FREE THROW ATTEMPTS BY OPPONENT: 21 by Bernie Janiciki of Wake Forest, 1953 (15); 21 by Pete Brennan of North Carolina, 1958 (15)

## Season Records — Team

MOST POINTS: 2613 in 1972-73  
 HIGHEST SCORING AVERAGE: 89.9 in 1974-75  
 HIGHEST OPPONENT SCORING AVERAGE: 84.1 in 1968-69 (2188 points in 26 games)  
 MOST POINTS BY OPPONENTS: 2,404 in 1984-85 (37 games)  
 MOST FIELD GOALS: 1089 in 1972-73  
 MOST FIELD GOAL ATTEMPTS: 2094 in 1972-73  
 MOST FREE THROWS MADE: 590 in 1957-58 (29 games 858 attempts)  
 MOST FREE THROWS ATTEMPTED: 858 in 1957-58 (Made 590 in 29 games)  
 BEST FIELD GOAL PERCENTAGE: .551 in 1979-80  
 LOWEST FIELD GOAL PERCENTAGE: .346 in 1951-52  
 BEST FREE THROW PERCENTAGE: .758 (477 of 629) 1975-76  
 LOWEST FREE THROW PERCENTAGE: .617 in 1952-53  
 HIGHEST AVERAGE MARGIN OVER OPPONENTS: 16.7 in 1973-74 (28 games — 85.7 to 69.0)  
 BEST REBOUND PERCENTAGE: .585 in 1954-55  
 BEST REBOUND AVERAGE: 49.1 in 1954-55  
 MOST REBOUNDS: 1388 in 1971-72  
 MOST PERSONAL FOULS: 639 in 37 games, 1984-85  
 FEWEST PERSONAL FOULS: 378 in 1966-67  
 LARGEST ATTENDANCE: 398,036 in 31 games, 1980-81  
 LARGEST HOME ATTENDANCE: 240,254 (19 games) 1976-77  
 LARGEST AVERAGE HOME ATTENDANCE: 13,427 for 14 games in 1974-75  
 BEST START IN A SEASON: 11 consecutive wins (1975-76)

## Season — Records Individual

MOST POINTS: 743 by Len Bias, 1985-86 (32 games)  
 MOST FIELD GOALS: 275 by Albert King, 1979-80 (31 games)  
 MOST FREE THROWS: 209 by Leb Bias, 1985-86 (32 games)  
 MOST REBOUNDS: 412 by Len Elmore, 1973-74 (28 games)  
 BEST FIELD GOAL PCT.: .647 by Buck Williams (183-283), 1980-81  
 BEST FREE THROW PCT.: .908 by Greg Manning, 1979-80 (31 games, 79 of 87)  
 BEST SCORING AVERAGE: 23.3 by Will Hetzel, 1968-69 (26 games 605 points); 23.2 by Len Bias, 1985-86 (32 games, 743 points)  
 BEST REBOUNDING AVERAGE: 14.7 by Len Elmore, 1973-74 (28 games)  
 MOST CONSECUTIVE FREE THROWS MADE: 32 by Len Bias, 1985-86  
 MOST CONSECUTIVE FIELD GOALS MADE: 15 by Greg Manning (over 2 games) Maryland and ACC record, 1980-81

## Career Records

MOST POINTS SCORED: 2149 by Len Bias (1982-86)  
 BEST SCORING AVERAGE: 20.5 by Tom McMillen in 1971-74 (88 games 1,807 points)  
 MOST FIELD GOALS: 862 by Albert King (1977-81)  
 MOST FREE THROWS: 470 by Len Bias, 1982-86 (131 games, 591 attempts)  
 BEST FIELD GOAL PERCENTAGE: .615 by Buck Williams (446-725) (3 seasons, 1978-1981); .583 by Greg Manning (623-1028) (4 seasons, 1977-81)  
 BEST FREE THROW PERCENTAGE: .858 by Greg Manning (315-367) (1977-81)  
 MOST REBOUNDS: 1,053 by Len Elmore, 1971-74 (86 games)  
 MOST CONSECUTIVE FREE THROWS MADE: 32 by Bob O'Brien in 1955-56 (last 5 in opening game of 1956 season); 32 by Len Bias, 1985-86  
 MOST VARSITY GAMES PLAYED IN: 131 by Len Bias, (1982-86)  
 MOST CONSECUTIVE GAMES PLAYED IN (VARSITY): 109 by Ernest Graham (1977-81)  
 MOST CONSECUTIVE FIELD GOALS: 15 by Greg Manning (over 2 games) Maryland and ACC Record  
 CAREER GAMES STARTED: 113 by Len Bias, (1982-86)

## All-Time Team Records

MOST CONSECUTIVE WINS AGAINST NON-ACC OPPONENTS: 31 (1970-73)  
 MOST CONSECUTIVE WINS: 14 over 1971-72 and 1972-73 seasons  
 MOST CONSECUTIVE 20 VICTORY SEASONS: 5 (1971-72 to 1975-76)

*All-time leading rebounder Len Elmore is the only Terp to grab more than 1,000 rebounds in his career. With 1,053 from 1972-74, Elmore ranks 11th on the all-time ACC list—and sixth among conference players who had three years of eligibility.*

# ALL-TIME SCORES



**H. BURTON SHIPLEY**  
 24 Seasons: 1923-24 to 1946-47  
 Record: 243-199  
 Conference: 124-91

## 0-2 1904-05

Capt. — Samuel P. Thomas  
 Washington Y M C A  
 Carroll Institute

No Scores Available

No Teams for 1905-06 through 1909-10

## 3-9 1910-11

Capt. — Burt Shipley  
 Maryland

7	New York University	25	H
30	Gallaudet	56	A
24	Staunton Military Academy	58	A
17	Washington & Lee	46	A
17	Virginia Military Institute	14	A
24	Washington & Lee	29	H
14	Delaware	23	A
27	Gallaudet	54	H
25	Georgetown	31	A
22	Mt. St. Joseph	20	H
35	Catholic	30	H
19	Penn Military Academy	50	A

No Team for 1911 through 1912-13

## 0-16 1913-14

Capt. — Burt Shipley

Mt. St. Joseph	H
Gallaudet	A
Catholic	A
Mt. St. Joseph	A
Gallaudet	A
St. John's College	A
Loyola College	A
Georgetown	A
Catholic	H
Washington & Lee	A
Virginia Military Institute	A
St. John's College	A
George Washington	H
Gallaudet	H
Baltimore City	H
Penn State College	A
Delaware College	A

No Scores Available

No Teams 1914-15 through 1916-17

All Games in 1918-19 were Away

## Won 1 Lost 5 1918-19

Maryland

27	Gallaudet	26
7	Catholic University	25
11	George Washington	25
9	Gallaudet	33
12	Catholic University	14
20	George Washington	53

No Teams for 1919-20 through 1922-23

## 5-7 1-2 1923-24

Maryland

41	George Washington	22
42	Gallaudet	28
13	Catholic	30
20	North Carolina	26
13	Virginia	26
24	Richmond	22
14	Catholic	20
19	George Washington	20
22	Washington & Lee	21
12	VMI	21
34	*VMI	19
25	*Georgia	29
	*S.C. Tournament	

## 12-5 3-1 1924-25

Maryland

24	Virginia	18	H
24	Columbia	23	A
21	Stevens Institute	17	A
16	Navy	23	A
30	Lafayette	15	H
18	Catholic	14	A
21	Stevens Institute	17	H
16	North Carolina	21	H
25	Gallaudet	14	H
16	Washington College	27	H
24	Princeton	38	A
22	CCNY	16	H

38	South Carolina	22	H
36	Virginia	25	A
27	Catholic	17	H

27	*Alabama	21
16	*N.C. State	30
	*S.C. Tournament	

## 14-3 7-1 1925-26

Maryland

40	Washington & Lee	27	H
21	Navy	12	A
30	Richmond	14	H
30	VMI	21	A
33	Washington & Lee	20	A
19	VPI	17	A
40	Gallaudet	13	H
30	Washington College	26	H
24	Stevens Institute	27	H
30	VPI	14	H
28	Virginia	34	A
23	North Carolina	22	H
25	West Virginia	15	H
41	Duke	20	H
30	Virginia	21	H
32	Princeton	26	H

19	Mississippi Aggies	22
----	--------------------	----

## 10-10 6-4 1926-27

Maryland

16	American	21	A
44	Washington & Lee	32	H
25	Michigan	39	A
17	Virginia	22	A
30	Navy	32	A
18	Washington College	22	H
34	Georgia	33	H
39	Gallaudet	26	H
27	Stevens Institute	18	H
28	North Carolina	23	H
23	North Carolina	32	H
26	Pennsylvania	21	A
32	Washington & Lee	34	A
32	VMI	15	A
29	Virginia	28	H
23	N.C. State	38	A
16	Washington College	21	A
32	Western Maryland	25	H
23	North Carolina	19	A

22	*Georgia	27
	*S.C. Tournament	

## 14-4 8-1 1927-28

Maryland

38	Washington & Lee	24	H
29	VPI	20	A
31	Washington & Lee	28	A
23	VMI	9	A
37	Gallaudet	20	H
45	Gallaudet	7	H
23	Kentucky	7	H
20	Johns Hopkins	22	A
25	St. Johns College	22	H
26	Virginia	20	H
31	Stevens Institute	24	H
26	Navy	35	A
26	Pennsylvania	30	A
36	N.C. State	24	H
12	Virginia	34	A
22	Washington College	20	H
23	Johns Hopkins	19	H
30	VPI	10	H
30	Western Maryland	29	H

## 7-9 2-5 1928-29

Maryland

30	William & Mary	20	H
18	Pennsylvania	30	A
20	Randolph Macon	33	H
30	Virginia	22	A
20	Johns Hopkins	30	H
20	St. Johns	18	H
22	Virginia	25	H
22	Washington & Lee	47	H
29	VPI	39	A
18	Washington & Lee	42	A
30	VMI	27	A
22	North Carolina	28	H
30	Navy	27	A
32	Western Maryland	17	H
19	Johns Hopkins	18	A

35	*Mississippi	37
	*S.C. Tournament	

## 16-6 9-5 1929-30

Maryland

27	William & Mary	23	H
27	Duke	28	H

37	Catholic	30	H
54	Virginia	20	H
41	Johns Hopkins	24	H
43	Navy	39	A
41	VPI	29	H
26	N.C. State	28	H
25	Washington & Lee	29	H
38	Western Maryland	17	H
36	North Carolina	24	H
34	VPI	23	A
44	VMI	25	A
21	Washington & Lee	36	A
51	Virginia	29	H
21	N.C. State	19	A
22	North Carolina	19	A
24	Duke	39	A
39	Johns Hopkins	24	A
39	VMI	21	H
41	St. Johns	25	H

21	*Kentucky	26
	*S.C. Tournament	

## 18-4 8-1 1930-31

Maryland

38	Gallaudet	27	H
38	VMI	18	A
36	Washington & Lee	21	A
32	Duke	24	H
30	Loyola	33	H
33	Johns Hopkins	20	A
44	VMI	20	H
33	VPI	16	H
31	Virginia	34	A
28	Washington & Lee	17	H
24	Catholic	21	A
33	North Carolina	31	H
32	Washington College	33	H
34	Virginia	21	H
45	Western Maryland	35	H
32	St. Johns	27	H
33	Navy	36	A
31	Johns Hopkins	22	H

37	*LSU	33
19	*North Carolina	17
26	*Georgia	25
29	*Kentucky	27
	*S.C. Tournament	
	(Champions)	

## 16-4 8-2 1931-32

Maryland

30	Wisconsin	32	A
27	Loyola	28	H
42	Washington & Lee	38	A
43	VMI	28	A
26	Navy	15	H
36	Virginia	31	A
33	Johns Hopkins	26	A
38	VMI	20	H
51	VPI	16	H
39	Catholic	34	H
26	North Carolina	25	H
36	Washington College	16	H
35	Western Maryland	15	H
46	Virginia	18	H
49	Washington & Lee	19	H
24	St. Johns	20	H
26	North Carolina	32	A
20	Duke	18	A
38	Johns Hopkins	24	H
24	*Florida	39	
	*S.C. Tournament		

## 11-9 7-3 1932-33

Maryland

13	Wisconsin	22	H
40	VPI	20	A
30	Duke	28	H
29	VMI	30	A
40	Washington & Lee	43	A
27	Johns Hopkins	37	A
37	VPI	21	H
27	Catholic	29	A
21	Navy	59	A
19	Virginia	26	A
42	North Carolina	29	H
36	Georgia	40	H
35	Washington College	27	H
37	Virginia	28	H
46	Washington & Lee	28	H
45	VMI	29	H
34	St. Johns	22	H
37	Western Maryland	32	H
35	Johns Hopkins	31	H

28	*South Carolina	65
	*S.C. Tournament	

## 11-8 6-1 1933-34

Maryland

29	Michigan	25	H
17	Indiana	30	H
24	West Virginia	26	A
37	Duke	33	H
29	VPI	24	A
34	VMI	32	H
37	VPI	37	A
32	Johns Hopkins	20	A
43	Virginia	20	A
24	North Carolina	28	H

33	Catholic	25	H
27	Navy	46	A
28	Virginia	25	H
33	Richmond	44	H
49	Western Maryland	33	H
36	VMI	27	H
32	St. Johns	37	H
44	Washington College	33	H
32	Johns Hopkins	19	H

37	*Washington & Lee	45
	*S.C. Tournament	

## 8-10 4-5 1934-35

Maryland

25	Indiana	30	H
50	Ohio State	41	H
29	West Virginia	39	H
35	South Carolina	21	H
39	VMI	24	H
39	Duke	48	H
43	Washington College	27	H
31	North Carolina	39	H
36	Navy	43	A
44	Virginia	24	H
26	Richmond	56	H
29	Catholic	45	A
29	Washington & Lee	33	H
33	Virginia	32	A
41	Johns Hopkins	35	A
17	St. Johns	24	H
52	Johns Hopkins	25	H
24	Georgetown	25	H

## 14-6 3-3 1935-36

Maryland

44	VMI	29	H
27	Washington & Lee	30	A
53	VMI	32	A
32	Navy	20	A
28	Richmond	24	H
55	Baltimore	33	H
46	Washington College	34	H
32	North Carolina	44	H
41	William & Mary	39	H
38	Duke	34	H
40	Virginia	34	H
26	West Virginia	51	A
54	Washington & Lee	55	H
40	St. Johns	28	H
29	Catholic	40	H
56	Washington College	30	A
45	Johns Hopkins	40	H
47	Georgetown	39	A

47	*Duke	35
32	*Washington & Lee	38
	*S.C. Tournament	

## 9-11 4-8 1936-37

Maryland

40	Richmond	51	A
54	Johns Hopkins	31	H
27	Washington & Lee	51	A
48	VMI	28	A
48	Western Maryland	36	H
31	Duke	34	A
41	Washington College	20	H
37	Virginia	23	H
33	N.C. State	35	A
24	North Carolina	41	A
30	Duke	34	A
37	Navy	53	A
35	North Carolina	44	H
41	William & Mary	29	H

15-9 8-3 1938-39

Maryland		
34 Richmond	41	A
45 Clemson	35	H
44 Davidson	27	H
24 Pennsylvania	36	A
25 Army	45	A
37 Navy	47	A
37 Duke	34	H
34 North Carolina	32	H
34 Hampden Sydney	25	H
31 Virginia	21	H
60 Duke	44	A
66 North Carolina	41	A
40 N. C. State	46	A
25 Georgetown	39	H
39 Washington & Lee	37	H
49 William & Mary	57	H
48 St. Johns	20	A
53 VMI	35	H
40 Catholic	38	A
24 George Washington	37	A
47 Washington College	37	H
47 *Richmond	32	
53 *N. C. State	29	
27 *Clemson	39	
*S. C. Tournament		

14-9 7-4 1939-40

Maryland		
48 Western Maryland	32	H
47 Randolph Macon	16	H
53 Clemson	26	H
34 Pennsylvania	41	A
51 Rutgers	39	A
53 Rhode Island State	59	A
32 Duke	30	H
35 Richmond	19	H
28 Georgetown	27	A
49 VPI	41	H
25 Washington & Lee	44	H
43 N. C. State	36	A
30 Clemson	48	A
30 South Carolina	33	A
37 Duke	48	A
49 Johns Hopkins	36	H
60 VMI	33	A
19 Washington & Lee	39	A
46 Catholic	31	H
27 VMI	25	H
26 George Washington	44	H
43 *Washington & Lee	30	
32 *Duke	44	
*S. C. Tournament		

1-21 0-13 1940-41

Maryland		
36 Richmond	48	H
24 Johns Hopkins	38	A
34 Clemson	48	H
32 Pennsylvania	43	A
26 Duke	40	H
41 Washington & Lee	59	A
30 VMI	64	A
34 Georgetown	51	A
36 North Carolina	55	H
17 Richmond	38	A
17 Duke	43	A
29 North Carolina	44	A
27 Navy	52	A
18 Virginia	47	A
15 Washington & Lee	42	H
28 George Washington	61	A
40 William & Mary	58	H
43 Connecticut	52	H
45 Rutgers	50	H
27 VMI	41	H
39 VPI	48	H
26 Washington College	18	H

7-15 3-8 1941-42

Maryland		
41 Richmond	23	A
34 William & Mary	39	A
36 West Virginia	63	A
15 Seton Hall	59	A
40 CCNY	57	A
48 St. Johns (NY)	64	A
35 Virginia	34	A
33 Duke	37	A
28 Washington College	25	H
51 Georgetown	47	H
29 George Washington	47	H
36 Virginia	26	H
41 VMI	46	A
44 Washington & Lee	52	A
28 Washington & Lee	30	H
47 Navy	61	A
42 William & Mary	32	H
27 West Virginia	41	H
32 Army	44	A
30 North Carolina	34	H
46 Duke	64	H
38 VMI	36	H

8-8 5-5 1942-43

Maryland		
32 Richmond	28	H
47 North Carolina	40	H
53 Virginia	49	H
49 Pennsylvania	51	A
40 Washington & Lee	50	A
34 VMI	35	A
43 George Washington	48	A
63 Navy	54	A

40 Army	44	A
43 Duke	46	H
55 Washington & Lee	35	H
56 Virginia	42	A
40 North Carolina	31	A
36 Georgetown	46	H
51 William & Mary	36	H
35 VMI	36	H

4-13 2-1 1943-44

Maryland		
33 Quantico Marines	59	H
39 Marshall	46	H
20 Bainbridge Navy	52	H
20 Virginia	52	A
43 VMI	36	H
43 Hampden Sydney	31	H
25 Bainbridge Navy	78	A
29 Fort Belvoir	60	H
33 Catholic	31	H
26 Virginia	49	H
33 Catholic	53	A
34 Richmond	65	A
48 Woodrow Gen Hosp	26	H
25 Woodrow Gen Hosp	35	A
31 VMI	29	A
35 Navy	69	A
22 Army	85	A
23 *N. C. State	42	
*S. C. Tournament		

2-14 2-5 1944-45

Maryland		
26 Gallaudet	27	H
28 North Carolina	53	A
24 Duke	51	A
32 N. C. State	46	A
33 Navy	70	A
46 VMI	28	H
34 Marine Corps Inst.	50	H
42 N. C. State	57	H
42 Hampden Sydney	43	H
26 Virginia	57	A
27 VMI	35	A
33 Virginia	61	H
53 William & Mary	46	A
41 Merchant Marine	54	A
34 Army	54	A
49 *Duke	76	
*S. C. Tournament		



"Flucie" STEWART

3 Seasons: 1947-48 to 1949-50  
Record: 27-48  
Conference: 22-27

9-12 5-5 1945-46

Maryland		
61 Marine Corps Inst.	46	H
43 Marshall	50	H
47 Quantico Marines	50	H
25 Duke	59	A
47 N. C. State	39	A
28 North Carolina	64	A
35 Navy	44	A
37 N. C. State	33	H
45 Virginia	48	A
43 Duke	38	H
35 Hampden-Sydney	32	H
48 George Washington	35	H
31 North Carolina	33	H
37 Virginia	36	H
43 Merchant Marine	39	H
37 Richmond	31	H
36 William & Mary	42	A
33 West Virginia	35	H
25 Army	52	A
31 Merchant Marine	48	A
27 *N. C. State	54	
*S. C. Tournament		

14-10 9-4 1946-47

Maryland		
43 West Virginia	81	A
49 Western Maryland	39	H
41 Johns Hopkins	36	H
62 Quantico Marines	62	H
42 North Carolina	58	A
39 Richmond	41	H
44 George Washington	43	H
65 Washington & Lee	60	A
57 VPI	49	A
61 VMI	50	A
61 North Carolina	57	H
27 Navy	55	A
59 Washington & Lee	50	H
55 Georgetown	49	H
48 George Washington	63	H

49 Richmond	68	A
55 VPI	42	H
38 Duke	40	H
47 Kings Point	73	A
57 Army	54	A
52 Citadel	40	H
53 VMI	45	H
54 Pennsylvania	80	A
43 *N. C. State	55	
*S. C. Tournament		

11-14 9-7 1947-48

Maryland		
63 Western Maryland	58	A
52 Loyola	63	H
59 Davidson	58	H
64 Washington & Lee	70	A
53 VMI	46	A
64 Johns Hopkins	53	A
46 North Carolina	70	A
42 Duke	53	A
40 Georgetown	52	A
49 Clemson	42	H
44 Virginia	64	A
47 Navy	51	A
68 South Carolina	54	H
63 VMI	48	H
44 Army	48	A
64 Washington & Lee	38	H
49 George Washington	65	A
47 North Carolina	51	H
56 Virginia	68	H
60 Richmond	53	H
54 South Carolina	53	A
63 Clemson	61	A
62 Richmond	64	A
35 George Washington	59	H
51 *Davidson	58	
*S. C. Tournament		

9-18 8-7 1948-49

Maryland		
49 Temple	67	A
60 VPI	51	H
75 Loyola (Baltimore)	77	A
45 Richmond	54	H
47 Virginia	53	H
74 Clemson	50	H
47 North Carolina	55	A
49 Davidson	52	A
43 Virginia	79	A
51 Georgetown	53	A
67 Pennsylvania	81	A
46 Navy	52	A
54 George Washington	66	H
43 Miami (Ohio)	42	A
48 Miami (Ohio)	58	A
33 Cincinnati	70	A
53 VMI	45	A
66 Washington & Lee	60	A
79 South Carolina	49	H
42 North Carolina	66	H
52 Georgetown	56	H
57 South Carolina	56	A
49 Clemson	68	A
66 Richmond	51	A
42 George Washington	61	A
70 VMI	55	H
61 *North Carolina	79	
*S. C. Tournament		



BUD MILLIKAN  
17 Seasons: 1950-51 to 1966-67  
Record: 243-182  
Conference: 130-109

7-18 5-13 1949-50

Maryland		
57 VPI	63	A
40 Tennessee	61	A
56 Virginia	66	A
65 Washington & Lee	46	H
52 Pennsylvania	54	A
55 Clemson	60	H
62 Navy	75	A
71 Ohio Wesleyan	75	H
53 North Carolina	55	A
46 Duke	58	A
71 Georgetown	65	A
52 William & Mary	56	H
49 Richmond	59	A
51 George Washington	72	H
56 William & Mary	64	A
65 VMI	53	H
56 North Carolina	69	H
61 VMI	62	A
67 Duke	57	H
56 South Carolina	61	H
70 Virginia	52	H
64 Davidson	61	H
67 Richmond	48	H
44 South Carolina	59	A
68 Clemson	70	A

16-11 11-8 1950-51

Maryland		
59 Virginia	57	H
65 Pennsylvania	74	A
48 William & Mary	41	H
46 Virginia	43	A
52 Washington & Lee	43	H
51 Rutgers	45	H
67 North Carolina	59	A
48 Richmond	42	A
47 Navy	51	A
58 Georgetown	47	H
57 VPI	66	H
56 North Carolina	55	H
57 Davidson	55	A
43 South Carolina	70	A
44 Clemson	50	A
65 Washington & Lee	83	A
46 VMI	41	A
47 South Carolina	37	H
64 West Virginia	70	H
40 Duke	49	H
50 William & Mary	55	A
54 Clemson	50	H
42 Richmond	33	H
47 George Washington	67	A
65 VMI	46	H
50 *Clemson	48	
*N. C. State	54	
*S. C. Tournament		

13-9 9-5 1951-52

Maryland		
59 Virginia	42	A
71 Washington & Lee	51	H
52 Pennsylvania	53	A
54 William & Mary	53	H
36 West Virginia	39	A
57 VMI	39	A
51 Washington & Lee	43	A
47 North Carolina	51	A
48 Navy	45	A
63 Virginia	53	H
55 Georgetown	40	H
55 Rutgers	61	A
71 North Carolina	51	H
64 VMI	46	H
55 Richmond	45	H
66 William & Mary	71	A
51 Duke	56	A
61 Georgetown	71	A
54 Richmond	50	A
56 George Washington	57	H
71 Davidson	48	H
48 *Duke	51	
*S. C. Tournament		

15-8 12-3 1952-53

Maryland		
71 Virginia	61	H
64 William & Mary	61	H
53 Pennsylvania	70	A
52 West Virginia	45	H
54 VMI	37	A
58 Washington & Lee	40	A
49 North Carolina	59	A
59 Virginia	56	A
63 Richmond	60	A
45 Georgetown	54	H

65 VPI	46	H
68 North Carolina	66	H
62 George Washington	63	A
70 VPI	56	A
46 Richmond	49	H
67 VMI	41	H
87 Washington & Lee	56	H
79 William & Mary	57	A
48 Georgetown	49	A
47 Navy	51	A
66 George Washington	53	H
74 *Duke	65	
*Wake Forest	61	
*S. C. Tournament		

**23-7 7-2 1953-54**

<b>Maryland</b>		
53	South Carolina	49 A
81	Clemson	41 A
54	Wake Forest	71 A
69	William & Mary	54 A
71	West Virginia	87 A
60	VPI	52 H
79	South Carolina	48 H
65	Arizona State	50 A
66	Evansville	38 A
54	Ky. Wesleyan	57 A
72	Richmond	64 A
70	Virginia	64 H
75	Clemson	54 H
56	Georgetown	58 A
71	Richmond	73 H
68	George Washington	61 H
70	Virginia	56 A
61	Tampa	51 A
63	Miami (Fla.)	57 A
51	Washington & Lee	25 A
54	VPI	41 A
76	Washington & Lee	43 H
61	Navy	60 A
74	Wake Forest	53 H
61	Duke	68 H
53	Georgetown	50 H
57	George Washington	70 A
74	William & Mary	55 H
75	Clemson	59 ACC
56	Wake Forest	64 ACC

**17-7 10-4 1954-55**

<b>Maryland</b>		
60	Georgetown	43 H
49	Duke	47 H
58	Wake Forest	62 H
72	Virginia	69 A
61	Duke	68 A
70	North Carolina	60 A
58	Texas Tech	54 A
83	Rhode Island	66 A
78	Cincinnati	61 A
68	South Carolina	51 H
78	Virginia	65 H
71	Clemson	63 A
68	South Carolina	52 A
68	N.C. State	64 H
53	George Washington	75 A
60	Navy	54 A
67	William & Mary	62 A
67	George Washington	73 H
63	North Carolina	61 H
68	Clemson	66 H
58	N.C. State	78 A
71	Wake Forest	75 A
57	Georgetown	48 A
17	Virginia	68 ACC

**14-10 7-7 1955-56**

<b>Maryland</b>		
67	Virginia	55 H
52	William & Mary	51 H
61	Wake Forest	51 H
61	Kentucky	62 H
62	North Carolina	68 H
75	Michigan State	95 H
75	St. Francis	66 H
76	South Carolina	57 H
62	George Washington	48 H
71	Clemson	63 A
59	South Carolina	53 A
64	N.C. State	73 H
62	Duke	76 A
55	North Carolina	64 A
62	Georgetown	57 A
80	Navy	61 H
70	Duke	82 H
67	George Washington	46 A
81	Clemson	69 H
71	N.C. State	62 A
60	Wake Forest	76 A
60	Virginia	73 A
72	Georgetown	61 H
69	Duke	94 ACC

**16-10 9-5 1956-57**

<b>Maryland</b>		
67	Virginia	63 A
62	Fordham	68 H
59	Wake Forest	53 H
55	Kentucky	76 A
61	North Carolina	70 A
89	Montana State	72 A
43	New Mexico A & M	45 A
43	Virginia	39 A
59	Clemson	52 A
60	South Carolina	68 A
62	Duke	51 H
68	George Washington	48 A
66	South Carolina	59 H
82	Georgetown	69 H
79	N.C. State	66 H
60	Duke	72 A
84	George Washington	67 H
61	North Carolina	65 H
85	Virginia	64 H
56	N.C. State	49 A
58	Wake Forest	62 A
55	Navy	56 A
74	Clemson	65 H
62	Georgetown	59 A
71	Virginia	68 ACC
64	South Carolina	74 ACC

**22-7 9-5 1957-58**

<b>Maryland</b>		
64	George Washington	55 H
61	Fordham	58 A
71	Kentucky	62 H
72	Wake Forest	58 H
88	Navy	58 H
71	Vanderbilt	56 A
47	Duke	47 A
46	Memphis State	47 A
72	South Carolina	59 A
66	Clemson	61 H
74	Duke	49 H
74	North Carolina	61 H
53	Georgetown	45 A
48	N.C. State	57 H
64	Navy	51 A
87	Virginia	66 A
74	Wake Forest	67 A
72	Clemson	54 H
64	N.C. State	69 A
69	Virginia	56 H
59	Duke	68 A
59	North Carolina	66 A
56	Georgetown	46 H
99	South Carolina	59 H
70	Virginia	66 ACC
71	Duke	65 ACC
86	North Carolina	74 ACC
86	Boston College	63 NCAA
67	Temple	71 NCAA
59	Manhattan	55 NCAA

**10-13 7-7 1958-59**

<b>Maryland</b>		
53	N.C. State	55 H
62	Northwestern	66 A
63	Virginia	56 H
56	Kentucky	58 A
50	Navy	53 H
68	Wake Forest	65 H
45	Mississippi State	56 A
54	Loyola	50 A
64	Duke	31 H
59	South Carolina	41 A
46	Clemson	55 A
61	Georgetown	53 H
69	Duke	58 A
57	North Carolina	64 A
53	Wake Forest	56 A
65	George Washington	66 H
37	N.C. State	53 A
77	Clemson	58 H
50	Virginia	62 A
69	North Carolina	51 H
67	Georgetown	56 A
75	South Carolina	45 H
65	Virginia	66 ACC

**15-8 9-5 1959-60**

<b>Maryland</b>		
64	George Washington	57 A
70	Virginia	62 H
59	Georgetown	48 H
47	Wake Forest	54 H
63	Indiana	72 A
76	Fordham	54 A
103	Yale	80 H
85	South Carolina	82 H
51	Georgetown	66 A
56	Duke	48 A
63	N.C. State	53 H
51	Navy	50 A
66	North Carolina	75 H
64	Wake Forest	65 A
44	Virginia	43 A
46	N.C. State	48 A
70	Clemson	55 H
71	Duke	61 H
86	George Washington	84 H
64	North Carolina	81 A
67	Clemson	59 A
72	South Carolina	55 A
58	N.C. State	74 ACC

**14-12 6-8 1960-61**

<b>Maryland</b>		
64	Penn State	47 H
57	Virginia	52 A
80	George Washington	68 H
64	Minnesota	53 A
78	Georgetown	67 A
60	Wake Forest	72 H
57	North Carolina	81 A
67	N.C. State	75 A
84	Wyoming	77 A
72	South Carolina	58 H
62	Georgetown	47 H
55	Duke	70 A
52	North Carolina	58 H
63	Navy	62 H
75	N.C. State	67 A
56	North Carolina	63 A
69	Wake Forest	78 A
59	Clemson	76 A
61	South Carolina	64 A
66	N.C. State	83 A
76	Duke	71 H
44	George Washington	63 A
77	Virginia	62 H
82	Clemson	80 H
91	Clemson	75 ACC
76	Wake Forest	98 ACC

**8-17 3-11 1961-62**

<b>Maryland</b>		
65	Penn State	71 A
78	Georgetown	279 H
68	N.C. State	73 H
75	Minnesota	69 H
79	Wake Forest	62 H
91	Virginia	70 A
62	Mississippi State	64 A
64	Louisville	83 A
67	George Washington	56 A
77	South Carolina	86 H
83	Georgetown	70 A
68	Duke	84 A
81	George Washington	67 H
61	N.C. State	68 A
71	Miami (Fla.)	68 A
58	Navy	67 H
79	North Carolina	62 A
68	South Carolina	85 A
61	Clemson	73 A
53	Duke	79 H
78	Wake Forest	81 A
67	North Carolina	70 A
68	Virginia	72 H
68	Clemson	75 H
58	Duke	71 ACC

**8-13 4-10 1962-63**

<b>Maryland</b>		
61	Penn State	62 H
70	Georgetown	92 A
56	Duke	79 A
74	N.C. State	76 H
67	Virginia	61 A
74	Wake Forest	85 H
68	South Carolina	63 H
74	George Washington	72 H
67	Navy	61 H
56	North Carolina	78 H
59	N.C. State	79 A
68	George Washington	67 A
73	Georgetown	72 H
68	North Carolina	82 A
60	Clemson	62 A
51	South Carolina	44 A
54	Wake Forest	75 A
69	Virginia	71 H
70	Duke	76 H
69	Clemson	67 H
41	Wake Forest	80 ACC

**9-17 5-9 1963-64**

<b>Maryland</b>		
68	Virginia	83 H
72	Georgetown	58 A
62	Penn State	91 A
72	N.C. State	62 H
74	West Virginia	72 H
56	Clemson	48 H
59	Tennessee	70 A
75	LSU	65 A
54	Arizona	57 A
82	Columbia	76 A
69	South Carolina	73 H
55	Navy	68 A
88	North Carolina	97 A
65	N.C. State	66 A
91	Wake Forest	82 A
80	George Washington	76 A
67	West Virginia	91 A
72	Duke	104 H
77	Wake Forest	79 H
74	North Carolina	64 H
73	Virginia	79 A
63	Duke	84 A
78	Georgetown	81 H
68	Clemson	83 A
64	South Carolina	74 A
67	Clemson	81 ACC

**18-8 10-4 1964-65**

<b>Maryland</b>		
72	Penn State	71 H
82	George Washington	80 H
59	Virginia	61 A
62	N.C. State	63 H
73	West Virginia	80 H
82	Wake Forest	64 H
61	Kansas	63 H
66	Tulsa	59 A
73	Miami (Fla.)	80 A
76	North Carolina	68 H
67	Clemson	65 A
75	South Carolina	70 A
77	Navy	58 H
93	Wake Forest	85 A
67	N.C. State	73 A
91	North Carolina	80 A
64	Duke	82 A
86	West Virginia	78 A
85	Georgetown	67 A
52	Virginia	47 H
70	Navy	57 A
85	Duke	82 H
88	Clemson	71 H
73	South Carolina	59 H
61	Clemson	50 ACC
67	N.C. State	76 ACC



**FRANK FELLOWS**  
 2 Seasons: 1967-68 to 1968-69  
 Record: 16-34  
 Conference: 6-22

**14-11 7-7 1965-66**

<b>Maryland</b>		
61	Penn State	65 A
87	Wake Forest	66 H
59	N.C. State	48 H
62	Kansas	71 A
63	Kansas State	57 A
77	Georgetown	59 H
74	West Virginia	76 A
69	Houston	68 A
77	Dayton	75 A
52	North Carolina	67 A
62	Virginia	65 H
61	Duke	76 A
58	N.C. State	60 A
107	George Washington	71 A
66	Clemson	63 A
78	South Carolina	66 H
76	North Carolina	78 A
86	Wake Forest	69 H
74	Navy	92 H
107	West Virginia	64 A
71	Virginia	74 H
69	Duke	42 H
56	South Carolina	81 H
69	Clemson	81 H
70	North Carolina	77 ACC

**11-14 5-9 1966-67**

<b>Maryland</b>		
76	Penn State	53 H
54	N.C. State	38 A
63	South Carolina	65 H
85	Virginia	65 A
50	Oklahoma State	49 A
53	Memphis State	55 A
59	Wake Forest	68 H
66	Davidson	65 A
57	Army	54 A
60	N.C. State	55 H
82	West Virginia	81 A
69	Duke	72 H
68	Clemson	48 H
58	West Virginia	61 H
53	South Carolina	80 A
77	North Carolina	85 A
78	George Washington	52 H
49	Georgetown	80 A
87	Virginia	76 H
65	Navy	66 A
58	Duke	81 A
78	North Carolina	79 H
61	Clemson	65 A
64	Wake Forest	78 A
54	South Carolina	57 ACC

**8-16 4-10 1967-68**

<b>Maryland</b>		
71	Penn State	76 A
84	George Washington	53 A
62	N.C. State	75 H
66	South Carolina	65 H
60	Wake Forest	73 A
53	Texas El Paso	70 A
72	Southern Illinois	73 A
59	South Carolina	68 A
52	N.C. State	68 A
79	West Virginia	75 H
52	Duke	84 H
93	Clemson	94 A
76	Navy	72 H
73	Miami (Fla.)	93 A
67	North Carolina	73 H
64	Duke	85 A
66	West Virginia	83 A
85	Virginia	76 H
87	Wake Forest	74 H
80	North Carolina	83 A
81	Clemson	68 H
68	Virginia	70 A
68	Georgetown	60 H
54	N.C. State	63 ACC

**CHARLES "Lefty" DRIESELL****17 Seasons: 1969-70 to 1985-86****Record: 348-159****Conference: 126-101****8-18 2-12 1968-69**

Maryland		
66 Penn State	56	H
65 West Virginia	86	A
67 South Carolina	79	A
63 Princeton	72	H
87 Wake Forest	95	A
99 George Washington	90	H
89 Marshall	86	A
35 Miami (Fla.)	92	A
69 Davidson	83	A
95 Wichita	83	A
71 Wake Forest	93	A
69 N.C. State	85	A
67 South Carolina	69	H
85 Duke	96	A
83 Clemson	78	H
77 Virginia	78	H
87 North Carolina	107	A
81 N.C. State	86	H
91 West Virginia	84	H
83 Duke	93	H
68 Navy	72	A
78 Virginia	84	A
86 North Carolina	88	H
84 Clemson	83	A
83 Georgetown	78	A
71 South Carolina	92	ACC

**13-13 5-9 1969-70**

Maryland		
97 Buffalo	77	H
92 George Washington	71	A
67 Princeton	75	A
87 Wake Forest	104	H
68 South Carolina	101	H
54 Army	69	H
94 Fordham	71	H
94 Delaware	58	H
57 N.C. State	91	A
96 Wake Forest	88	A
83 West Virginia	76	H
44 South Carolina	55	A
75 Clemson	63	A
73 Navy	57	H
97 Maine	68	H
52 Duke	50	H
69 North Carolina	77	H
54 N.C. State	64	A
81 Georgetown	71	H
69 Virginia	71	A
83 North Carolina	90	A
76 Duke	87	A
103 Clemson	85	H
78 West Virginia	83	A
79 Virginia	71	H
57 N.C. State	67	ACC

**14-12 5-9 1970-71**

Maryland		
86 Delaware	73	H
109 Buffalo	70	H
85 Lehigh	66	H
72 Wake Forest	71	H
70 South Carolina	96	A
79 Georgetown	96	A
80 Tampa	72	H
111 Miami (Fla.)	77	H
99 Richmond	67	H
81 N.C. State	83	H
31 South Carolina	30	H
56 Clemson	52	H
69 George Washington	67	H
88 Loyola (Md.)	69	A
70 North Carolina	105	A
61 N.C. State	71	A
88 Duke	79	A
63 Virginia	78	A
67 Duke	70	H
76 North Carolina	100	H
56 Seton Hall	55	A
45 Clemson	51	A
81 West Virginia	83	H
66 Wake Forest	72	A
89 Virginia	84	H
63 South Carolina	71	ACC

**27-5 8-4 1971-72**

Maryland		
100 Brown	83	H
118 George Washington	96	A
57 Virginia (L)	78	A
79 Georgetown	46	H
86 Canisius	77	H
73 Loyola	60	A
102 Holy Cross	79	A
103 Western Kentucky	67	H
90 St. John's	69	H
83 N.C. State	70	H

61 Clemson	63	A
49 Wake Forest	46	A
85 Navy	60	A
82 Buffalo	58	H
72 North Carolina	92	A
66 N.C. State	65	A
77 Duke	58	H
85 Duquesne	71	H
78 Long Island Univ.	60	A
79 North Carolina	77	H
67 Clemson	57	H
76 Richmond	61	H
59 Duke	68	A
64 Wake Forest	56	H
45 Virginia	42	H
54 Clemson	52	ACC
62 Virginia	57	ACC
64 North Carolina	73	ACC
67 St. Joseph's	55	NIT
71 Syracuse	65	NIT
91 Jacksonville	77	NIT
100 Niagara	69	NIT

**23-7 7-5 1972-73**

Maryland		
127 Brown	82	H
82 Richmond	50	A
107 Canisius	80	A
99 Georgetown	73	A
88 George Washington	79	H
90 Georgia Tech	55	H
90 Syracuse	76	H
76 Kent State	58	H
79 Clemson	75	A
93 Virginia	74	H
85 N.C. State	87	H
76 Navy	67	A
105 Wake Forest	76	H
100 Long Island	73	H
94 North Carolina	88	H
78 N.C. State	89	A
81 Duke	85	A
83 Fordham	72	A
93 Buffalo	64	H
85 North Carolina	95	A
69 Clemson	66	H
81 Duquesne	71	A
96 Duke	68	H
60 Wake Forest	62	A
92 Virginia	81	A
77 Clemson	61	ACC
73 Wake Forest	65	ACC
74 N.C. State	76	ACC
91 Syracuse	75	NCAA
89 Providence	103	NCAA

**23-5 9-3 1973-74**

Maryland		
64 UCLA	65	A
106 Eastern Kentucky	57	H
115 Georgetown	83	H
78 San Francisco	60	A
53 Santa Clara	32	A
102 Holy Cross	75	H
58 Boston College	37	H
96 Richmond	60	A
89 Clemson	60	H
72 Wake Forest	59	A
74 N.C. State	80	A
112 Fordham	73	H
72 Navy	50	A
86 Canisius	73	H
73 North Carolina	82	A
80 N.C. State	86	A
104 Duke	83	H
88 Virginia	81	A
92 George Washington	71	A
91 North Carolina	80	H
56 Clemson	54	A
98 Duquesne	72	H
64 Duke	61	A
77 Wake Forest	68	H
110 Virginia	75	H
85 Duke	66	ACC
105 North Carolina	85	ACC
100 N.C. State	103	ACC

**24-5 10-2 1974-75**

Maryland		
106 Richmond	81	H
99 Wake Forest	78	A
99 Long Island	84	H
104 Georgetown	71	A
113 DePaul	49	H
81 George Washington	67	A
105 Georgia Tech	67	H
75 UCLA	81	H
96 Appalachian State	50	H
90 Notre Dame	82	H
83 Duke	77	H
89 Wake Forest	73	H
103 N.C. State	85	H
87 Navy	73	A

82 Clemson	83	A
66 North Carolina	69	H
98 N.C. State	97	A
86 Virginia	79	H
65 Fordham	46	A
104 Duke	80	A
96 North Carolina	74	A
70 Virginia	51	A
103 Duquesne	82	A
70 Clemson	64	H
104 East Tennessee	87	H
85 N.C. State	87	ACC
83 Creighton	79	NCAA
83 Notre Dame	71	NCAA
92 Louisville	96	NCAA

**22-6 7-5 1975-76**

Maryland		
127 East Carolina	84	H
99 DePaul	42	H
98 Richmond	71	A
122 Boston University	82	H
93 Georgia Tech	65	H
81 Fordham	56	H
70 UNC Charlotte	60	H
104 Seton Hall	69	H
66 Princeton	59	H
111 Long Island	88	H
82 George Washington	72	A
93 Wake Forest	96	A
87 N.C. State	69	A
87 Navy	69	A
77 Clemson	82	H
93 North Carolina (ot)	95	A
102 N.C. State	84	H
69 Notre Dame	63	A
69 Virginia	66	A
102 Duke	91	H
69 North Carolina	81	H
98 Clemson	89	A
72 Georgetown	63	A
67 Duke	69	A
105 Wake Forest	91	H
81 Virginia	73	H
80 Duke (ot)	78	ACC
65 Virginia	73	ACC

**19-8 7-5 1976-77**

Maryland		
79 Notre Dame (ot)	80	H
86 Ball State	70	H
49 Long Island	45	H
58 Princeton	45	H
80 East Carolina	69	H
92 DePaul	74	H
76 Appalachian St	74	H
106 Bucknell	72	H
84 Xavier	74	H
96 Syracuse	85	H
90 Richmond	87	H
85 Wake Forest (ot)	86	H
87 N.C. State	80	H
62 Navy	54	NEU.
71 Clemson	93	A
68 North Carolina	71	H
75 N.C. State	73	A
76 George Washington	86	H
82 Virginia	67	H
65 Duke (ot)	64	A
70 North Carolina	97	A
84 Clemson	78	H
88 Pittsburgh	75	H
85 Duke	72	H
81 Wake Forest	80	A
68 Virginia	77	A
72 N.C. State	82	ACC

**15-13 3-9 1977-78**

Maryland		
95 Bucknell	62	H
78 American	65	N
91 Georgetown	87	N
89 Penn State	80	N
130 East Carolina	106	H
90 George Washington	101	A
94 Long Island	64	H
99 Army	77	H
91 Western Kentucky	78	H
65 Georgia Tech	63	H
78 Duke	84	A
75 Wake Forest	84	A
82 N.C. State	88	A
74 Air Force	73	H
90 Clemson	75	H
71 North Carolina	85	A
73 N.C. State	80	H
54 Notre Dame	69	A
64 Virginia	66	A
81 Nevada/Las Vegas	68	H
64 North Carolina	66	H
80 Clemson	75	A
86 Pittsburgh (ot)	89	A
70 Duke	81	A
91 Wake Forest	89	H
70 Virginia	79	H
109 N.C. State (3ot)	108	ACC
69 Duke	81	ACC

**19-11 6-6 1978-79**

Maryland		
107 Bucknell	97	H
65 Georgetown	68	N
81 Air Force	68	A
88 Nevada/Las Vegas	94	A
69 Penn State	61	N
86 Biscayne	60	H
82 East Carolina	71	H

124 N.C. State	110	H
129 Canisius	103	H
62 St. Joseph's (ot)	56	H
83 Southern California	79	H
84 George Washington	72	H
60 Wake Forest	66	H
82 N.C. State (2ot)	81	A
84 Louisville	99	H
77 Clemson	63	A
53 North Carolina	54	H
82 Navy	62	H
61 Notre Dame	66	H
63 Virginia	69	H
78 Duke	87	A
67 North Carolina	76	A
77 Clemson	69	H
70 Duke	68	H
54 Wake Forest	53	A
72 Virginia	75	A
75 Clemson	67	ACC
79 North Carolina	102	ACC
67 Rhode Island (3ot)	65	NIT
72 Ohio State	79	NIT

**24-7 11-3 1979-80**

Maryland		
82 U.M.E.S	58	H
56 Penn State	55	N
71 Georgetown	83	N
72 Brown	59	H
113 Catholic	79	H
70 Georgia Tech	60	H
95 Bucknell	73	H
115 Miami (Ohio)	76	H
85 Temple	63	H
83 Georgia Tech	73	A
84 Wake Forest	76	A
62 N.C. State	67	A
95 Pittsburgh	88	H
84 Clemson	83	H
92 North Carolina	86	A
66 N.C. State	62	H
63 Notre Dame	64	A
63 Virginia	61	A
101 Duke	82	H
70 North Carolina	69	H
81 Clemson	90	A
99 Boston	76	H
85 East Carolina	72	H
61 Duke	66	A
83 Wake Forest	77	H
82 Virginia	71	H
52 Georgia Tech (ot)	49	ACC
91 Clemson	85	ACC
72 Duke	73	ACC
86 Tennessee	75	NCAA
68 Georgetown	74	NCAA

**21-10 8-6 1980-81**

Maryland		
86 Navy	64	H
95 American	65	H
96 Wagner	73	A
83 Syracuse	73	A
109 Fairleigh Dickinson	83	H
67 Louisville	78	A
82 N.C. State (ot)	75	H
66 Georgia Tech	55	A
114 Marshall	89	H
74 St. Joseph's	57	H
69 William & Mary	64	H
66 North Carolina	75	A
94 Duke	79	H
64 Virginia	66	H
68 Clemson (ot)	62	A
81 U.M.E.S	65	H
70 Notre Dame	73	H
69 Pittsburgh (ot)	66	A
72 Georgia Tech	64	H
60 Wake Forest	67	A
54 Duke	55	A
72 Clemson	70	H
63 North Carolina	76	H
94 Wake Forest	80	H
76 N.C. State	72	A
63 Virginia	74	A
56 Duke	53	ACC
85 Virginia	62	ACC
60 North Carolina	61	ACC
81 Tenn-Chattanooga	69	NCAA
64 Indiana	99	NCAA

### 16-13 5-9 1981-82

Maryland	
49 St. Peter's	42 H
82 Lafayette	58 H
87 Long Island	79 H
74 George Mason	62 H
76 Md (Eastern Shore)	64 H
75 Towson State	59 H
53 N.C. State	74 A
90 Ohio University	64 H
43 Georgia Tech	45 H
57 UCLA	90 A
50 North Carolina	66 H
40 Duke	36 A
40 Virginia (ot)	45 A
62 Clemson	57 H
91 Canisius	73 H
51 Notre Dame	55 A
50 William & Mary	43 A
63 Georgia Tech	64 A
61 Wake Forest	56 H
77 Duke	60 H
94 Hofstra	59 H
56 North Carolina	59 A
66 Clemson	75 A
42 Wake Forest	48 A
38 N.C. State	52 H
47 Virginia (ot)	46 H
28 N.C. State	40 ACC
66 Richmond (NIT)	50 A
69 Georgia (NIT)	83 A

### 20-10 8-6 1982-83

Maryland	
79 Penn State	97 N
91 Md (Eastern Shore)	70 H
67 Canisius	66 A
56 St. Joseph's	64 H
85 Duquesne	64 H
66 Towson	56 H
80 UCLA (2 ot)	79 H
73 American	71 H
56 William & Mary	51 H
64 Virginia	83 H
71 North Carolina	72 A
67 Duke	86 H
80 Clemson	61 A
68 Notre Dame	67 H
55 Holy Cross	53 A
86 N.C. State	81 H
98 Navy	73 H
87 Old Dominion	67 H
77 Georgia Tech	68 H
66 Wake Forest	79 A
106 North Carolina	94 H
92 Clemson	88 H
101 Duke	90 A
60 Georgia Tech	70 A
83 Wake Forest	75 H
67 N.C. State	58 A
81 Virginia	83 A
58 Georgia Tech (ot)	64 ACC
52 Tenn-Chattanooga	51 NCAA
50 Houston	60 NCAA

### 24-8 9-5 1983-84 ACC CHAMPIONS

Maryland	
108 Johns Hopkins	65 H
68 Ohio State	72 N
77 Canisius	55 H
67 Penn State	58 N
78 Duquesne	67 A
104 U.M.E.S.	69 H
89 Boston College	76 H
58 Randolph-Macon	52 H
96 LaSalle	83 H
59 N.C. State	55 A
58 William & Mary	44 H
62 North Carolina	74 H
81 Duke	75 A
85 Clemson	72 H
69 Old Dominion	58 A
47 Notre Dame	52 A
67 Virginia	66 A
70 Georgia Tech	71 A
87 Wake Forest	90 A
84 Duke	89 H
61 Dayton	59 H
66 Clemson	65 A
63 North Carolina	78 A
79 Georgia Tech	74 H
90 Wake Forest	79 H
63 N.C. State	50 H
74 Virginia	65 H
69 N.C. State	63 ACC
66 Wake Forest	64 ACC
74 Duke	62 ACC
102 West Virginia	77 NCAA
70 Illinois	72 NCAA

### 25-12 8-6 1984-85

Maryland	
56 Kansas	58 N
54 Alaska	52 A
72 Tennessee	49 N
56 West Virginia	47 H
95 Cleveland State	84 H
59 Alabama	56 A
76 Ohio State	73 H
87 U.M.E.S.	48 H
88 Loyola	74 A
78 Iowa (ot)	68 N
79 Hawaii	71 A
69 Georgia Tech	70 N
58 N.C. State	56 H
63 Dayton	67 A

74 North Carolina	75 A
94 Duke (ot)	76 H
78 Clemson	84 H
76 U.N.L.V.	78 A
99 Holy Cross	75 H
77 Notre Dame	65 H
77 Villanova	74 H
71 Virginia	58 H
60 Georgia Tech	72 H
87 Old Dominion	75 H
64 Wake Forest	62 A
70 Duke	70 A
54 North Carolina	60 H
64 Clemson	71 A
43 Georgia Tech	48 A
91 Towson State	38 H
69 Wake Forest	66 H
71 N.C. State	70 A
60 Virginia	55 A
73 Duke	86 ACC
69 Miami (OH) (ot)	68 NCAA
64 Navy	59 NCAA
43 Villanova	46 NCAA

### 19-14 6-8 1985-86

Maryland	
84 Northeastern	72 H
81 George Mason	80 A
66 Ohio State	78 A
74 F. Dickinson	51 H
77 Wm. & Mary	48 H
63 UNLV	64 H
42 West Virginia	41 A
91 Towson State	58 H
60 Alabama	58 H
67 Stanford	65 N
92 Hawaii Pacific	85 A
75 Duke	81 H
74 Rand Macon	50 H
67 Georgia Tech	68 A
67 N. Carolina	71 H
49 Virginia	70 A
55 N.C. State	67 H
68 Duke	80 A
77 Wake Forest	55 H
62 Villanova	64 A
62 Notre Dame	69 A
78 Clemson	69 H
67 N.C. State	66 A
60 Clemson	70 A
91 UMES	44 H
77 N. Carolina	72 H
70 Georgia Tech	77 H
59 Wake Forest	48 A
87 Virginia	72 H
85 N. Carolina	75 ACC
62 Georgia Tech	64 ACC
69 Pepperdine	64 NCAA
64 UNLV	70 NCAA

## Maryland Team Stats Since 1969

Season	FG Pct.	FT Pct.	Reb. Ratio	PPG	PAG — Ratio	Won-Lost
1969-70	45.7	71.2	+ 0.9	76.1	74.7 + 1.4	13-13
1970-71	44.5	71.5	+ 4.1	75.0	73.4 + 1.6	14-12
1971-72	49.5	74.6	+10.9	76.4	65.8 +10.6	27-5
1972-73	52.0	71.8	+10.6	87.1	74.2 + 6.9	23-7
1973-74	51.0	74.6	+10.7	85.7	69.0 +16.7	23-5
1974-75	54.7	75.7	+ 9.0	89.9	74.6 +15.3	24-5
1975-76	53.7	75.8	+ 3.6	88.2	74.3 + 7.9	22-6
1976-77	51.6	73.3	+ 2.6	78.3	74.1 + 4.2	19-8
1977-78	50.9	72.2	+ 4.7	82.1	79.5 + 2.6	15-13
1978-79	50.3	71.7	+ 4.0	77.9	74.7 + 3.2	19-11
1979-80	55.1	72.4	+ 2.8	80.0	71.8 + 8.2	24-7
1980-81	53.2	72.0	+ 4.5	75.9	65.8 + 9.9	21-10
1981-82	47.9	75.1	+ 2.5	61.3	58.8 + 2.5	16-13
1982-83	49.0	68.5	+ 2.5	74.1	71.4 + 2.7	20-10
1983-84	53.9	72.5	+ 0.6	74.7	67.2 + 7.5	24-8
1984-85	50.3	74.3	-1.0	70.3	65.0 + 5.3	25-12
1985-86	51.0	72.9	+ 0.4	70.4	65.6 + 4.8	19-14



Former head coach Frank Fellows (center) with assistants Tom Davis (left), now the head coach at Iowa, and Tam Young (right) now head coach at Old Dominion, in 1968.

## Cole Field House Records

**Team Scoring:** 141 by Maryland Freshmen vs Kings College Dec. 13, 1969

**Field Goals:** 62 by Maryland Freshmen vs Kings College 1961

**Individual Scoring:** 48 by Tom Baxley vs Virginia Freshmen, 1961  
48 by Tom Baxley vs Bainbridge Prep, 1961  
48 by Tom McMillen vs Georgetown Freshmen, 1971


**Field Goals:** 21 by Tom McMillen vs Georgetown Freshmen, 1971

**Rebounds:** 31 by Tom McMillen vs West Virginia Freshmen, 1971

# MARYLAND GRADUATES AS DIVISION I COACHES



**Billy Hahn '75**  
Ohio University




**Marty Fletcher '73**  
Southwestern Louisiana



**Joe Harrington '68**  
George Mason



**Terry Truax '68**  
Towson State



**Gary Williams '68**  
Ohio State



**Wayne Szoke '63**  
Columbia



**Tam Young '58**  
Old Dominion

# ALL-TIME LETTERMEN

A composite list of all-time basketball lettermen had never been compiled prior to this season. Through the efforts of research, basketball manager Tim Burton and the book, "Maryland Basketball—Red, White and Amen," written by Baltimore Sun sportswriter Kent Baker, a list was formed. Because this is the initial shot at including as many names as possible, there may be some former players omitted. Any corrections or additions may be submitted to the Maryland Sports Information Department.

## A

Acito, Joseph, 1944  
Adams, Donald, 1926 27 28  
Adkins, Jeff, 1982 83 84 85  
Allen, John, 1929  
Allen, Benjamin, 1936 37  
Andorka, William, 1935  
Armstrong, Frank, 1949-50  
Auslander, Brian, 1969, 1971  
Avery, John, 1966 67 68

## B

Baitz, Edward, 1942 43  
Baker, Harmon, 1925  
Balachow, David, 1945  
Baldwin, Taylor, 1979-80 81-82  
Barton, Joseph, 1962  
Baumann, Joseph, 1946  
Baxter, Jeff, 1983 84 85 86  
Beamer, Francis, 1938 39  
Beatty, William, 1924-25 26  
Bechtle, Gerald, 1958 59 60  
Behr, Samuel, 1945  
Berger, Louis, 1930-31 32  
Bengochea, Adam, 1938 39 40  
Berlin, H. S., 1918 19  
Bias, Leonard, 1983 84 85 86  
Binney, John, 1977-78 79 80  
Blank, Charles, 1970 71 72  
Blumberg, Norman, 1960-61  
Bodell, Robert, 1971 72 73  
Boland, Samuel, N/A  
Bosley, Robert, 1945  
Boston, Lawrence, 1976 77 78  
Bowie, William, 1936-37  
Boyd, Arthur, 1925 26 27  
Boyle, John, 1975-76  
Branch, Adrian, 1982 83 84 85  
Brawley, C. Lee, 1949-50 51 52  
Brayton, Neil, 1964 65 66  
Brenner, John, 1942  
Brooks, Ronald, 1952 53 54  
Brown, Darrell, 1971 72 73  
Brown, Owen, 1973 74 75  
Brown, William, 1946 47 48  
Bryant, Bernard, 1935  
Bryant, William, 1936 37  
Bryant, William, 1977-78  
Buckley, John, 1945  
Bunge, Al, 1958-59 60  
Burch, Samuel, 1943  
Burger, Joseph, 1924 25  
Buscher, Alton, 1932 33 34  
Buscher, Bernard, 1934 35 36  
Butler, Jay, 1953

## C

Campbell, William, 1945  
Cardwell, Lee, 1925-26  
Carlson, Philip, 1963 64 65  
Carpenter, Conrad, 1963 64  
Carter, Harold, 1934  
Cartwright, Mark, 1972  
Chalmers, George, 1930-31 32  
Chalmers, Steve, 1945  
Chase, Spencer, 1932-33 34  
Clark, Jackie, 1964 65 66  
Cohen, Morris, 1932  
Cole, Kenneth, 1913 14  
Coleman, Ben, 1983-84  
Collins, James, 1938  
Connelly, Thomas, 1951  
Crawford, Mark, 1977  
Crescenze, Edward, 1948  
Crosstwait, Samuel, 1927  
Cutler, Robert, 1958

## D

Daly, Edward, 1935  
Danko, Eugene, 1958 59  
Davis, Brad, 1975 76 77  
Davis, Michael, 1977 78  
Davis, Nick, 1956 57 58  
Day, S. E., 1913  
Dean, Thurston, 1927-28 29  
Darstyne, R. S., 1914  
DeCosmo, Michael, 1964 65  
DeWitt, George, 1939 40  
Dickerson, David, 1986  
Diffie, Granville, 1950  
Dilworth, Robert, 1953 54 55  
Drescher, Richard, 1967 68  
Driesell, Charles, 1982 83 84 85  
Dunlap, Howard, 1956

DuVall, Mearle, 1940, 1942  
Dyer, Harold, 1934

## E

Edwards, John, 1946 47 48 49  
Eicher, Robert, 1961 62 63  
Eiseman, John, 1918-19  
Elmore, Leonard, 1972 73 74  
Englebert, Erwin, 1944  
Enzor, Lionel, 1924 25 26  
Evans, Warren, 1933  
Evans, William, 1928 29 30  
Everett, Robert, 1953 54 55

## F

Faber, John, 1924 25 26 27  
Farmer, Edward, 1983  
Farrell, Shawn, 1978  
Fellows, Frank, 1951, 1953  
Fennell, E. O., 1944  
Ferguson, Scott, 1962 63 64  
Fetters, Robert, 1941 42  
Fern, Gustav, 1957  
Flowers, Jay, 1970  
Flynn, John, 1944 45  
Fothergill, Mark, 1980, 82 83 84  
Franklin, James, 1964 65 66  
Franklin, William, 1965 66  
Fuqua, Frank, 1955

## G

Garrett, Ashton, 1941  
Gatlin, Keith, 1984 85 86  
Gaylor, Robert, 1929 30  
Gibson, Lawrence, 1976 77 78 79  
Gilbert, H. D., 1919  
Gilmore, Jack, 1941  
Gleasner, John, 1946  
Gordley, Larry, 1972  
Graham, Ernest, 1978-79 80 81  
Greco, Ralph, 1952 53 54  
Greenspan, Gerald, 1961 62 63  
Gregg, David, 1986  
Groves, John, 1924  
Guckeyson, Bill, 1935, 1937

## H

Hanh, William, 1973 74 75  
Hall, Irving, 1924  
Halleck, James, 1957 58 59  
Hammerlund, Robert, 1937  
Hankin, Robert, 1950  
Hardiman, Robert, 1955 56 57  
Harrington, Joseph, 1965 66 67  
Hart, Robert, 1978 79  
Hathaway, Jeff, 1978 79  
Headley, Coleman, 1938  
Heagy, Al, 1928 29 30  
Heatley, Jack, 1945  
Heil, George, 1940  
Hesse, John, 1946 47  
Henderson, David, 1977, 1979 80  
Hess, Harry, 1930 31  
Hetzel, Fred, 1928 29 30  
Hetzel, Will, 1968 69 70  
Hilden, Charles, 1944  
Hisie, John, 1932  
Hoffecker, Thomas, 1945  
Holbert, Peter, 1981 82 83 84  
Horn, Hechert, 1942  
Horst, Rod, 1968 69 70  
Housley, Samuel, N/A  
Howard, Maurice, 1973 74 75 76  
Hughes, Harry, 1946  
Huntemann, Charles, 1913 14  
Hunter, Jo Jo, 1977 78

## J

Jackson, William, 1951  
Jackson, Reggie, 1979 80 81 82  
Jaeck, Paul, 1945  
James, Robert, 1942 43  
Jarmoska, George, 1941  
Jelus, Paul, 1960 61 62  
Johnson, Edward, 1937 38 39  
Johnson, James, 1951 52  
Johnson, John, 1986  
Johnson, Julius, 1967 68 69  
Jones, Thomas, 1985 86  
Jones, William, 1966 67 68

## K

Kann, R. S., 1918  
Kaplan, Zev, 1955  
Kassel, Steve, 1979  
Kebeck, Steve, 1970 71  
Keene, Robert, 1946  
Keller, Charles, 1935 36 37  
Kelleher, Bruce, 1960 61 62  
Kessler, Robert, 1954 55 56  
King, Albert, 1978 79 80 81  
Kinsman, James, 1943  
Knepley, George, 1937 38 39  
Knepley, Robert, 1942  
Knode, Robert, 1919  
Koffenberger, 1950 51 52  
Krukar, Paul, 1958 59 60

## L

Ladd, Robert, 1957  
Lake, William, 1946  
Lann, Alvin, 1948, 1950  
Leuci, Victor, 1954  
Levin, Julius, 1933  
Levin, Morris, 1952 53  
Levine, Frank, 1933  
Lewis, Derrick, 1985 86  
Lewis, Robert, 1964  
Linkous, Fred, 1926 27 28  
Long, Terry, 1984 85 86  
Lucas, John, 1973 74 75 76  
Luney, William, N/A

## M

MacDonald, Jan, 1968  
Mack, Charles, 1949 50  
Madigan, George, 1928 29 30  
Magid, Brian, 1976 77  
Manus, George, 1951 52 53  
Manning, Greg, 1978 79 80 81  
Marshal, Alfred, N/A  
Marshall, Ted, 1960 61 62  
Massenburg, Tony, 1986  
May, Charles, 1930 31 32  
Mays, H. W., 1911  
McCarthy, John, 1936 37 38  
McCudy, Bruce, 1949  
McDonald, Robert, 1959, 1961  
McDonald, Leib, 1941  
McGinnis, Wayne, 1957  
McHale, Richard, 1971  
McMillen, James, 1965-66 67  
McMillen, Thomas, 1972 73 74  
McNeil, Charles, 1958 59  
McWilliams, Samuel, 1963 64  
Merna, James, 1956  
Michelson, Sheldon, 1967 68  
Miller, Thomas, 1966  
Milroy, Thomas, 1968 69 70  
Mobus, Paul, 1936 37  
Mondorf, Pershing, 1939 40  
Mont, Thomas, 1942 43, 1947  
Moore, Dwight, 1953  
Moore, Perry, 1956 57 58  
Moran, Donald, 1951 52 53  
Morgan, J. A., 1918  
Morley, Greg, 1979 80 81 82  
Morris, Alan, 1972 73  
Morris, John, 1932  
Morris, William, 1913 14  
Mueller, Richard, 1964  
Multz, Milton, 1937 38, 1940  
Murphy, William, 1957 58 59  
Murray, Robert, 1948, 1950

## N

Nacincik, John, 1956 57 58  
Nakannua, Jeff, 1973  
Nared, Greg, 1986  
Neal, John, 1971 72  
Newsome, John, 1975 76  
Nofsinger, Michael, 1960 61 62  
Norris, John, 1930 31 32  
Nuttie, Byron, 1943

## O

O'Brien, James, 1971 72 73  
O'Brien, Robert, 1955 56 57  
Ochsenreiter, Eugene, 1939 40 41

## P

Palmer, Bryan, 1983, 1985  
Parker, Alvin, 1924  
Patton, Chris, 1975 76  
Pavlos, John, 1975 76 77  
Peck, Malvin, 1944, 1947  
Peebles, Irving, 1924  
Pinocci, Peter, 1946  
Pittman, Charles, 1981 82  
Pitzer, John, 1930 31  
Poling, William, 1946  
Porac, Richard, 1972 73 74  
Prins, Curtis, 1957

## R

Radice, Julius, 1928 29 30  
Raedy, Michael, 1919  
Rea, William, 1938 39 40  
Rivers, Steve, 1981 82 83  
Robinson, Jonathan, 1980 81

Ronkin, Edward, 1930 31 32  
Rooney, Patrick, 1930  
Roy, Thomas, 1973 74 75

## S

Sandbower, John, 1954 55 56  
Sanders, Harvey, 1970  
Schauffer, Charles, 1955 56  
Scheele, Thomas, 1935  
Schmidt, Francis, 1933  
Schroeder, David, 1961  
Schuerholz, Donald, 1942-43, 1947  
Schultz, Logan, 1938  
Shaffer, Richard, 1939  
Shanahan, Gerry, 1960  
Sheppard, Steve, 1975 76 77  
Shrader, Eric, 1977 78 79  
Shue, Gene, 1952 53 54  
Shumate, John, 1947  
Siegrist, Ronald, 1948 49  
Simms, Harvey, 1939  
Smallwood, Lawrence, 1928 29  
Smith, Bernard, 1948 49 50  
Snyder, Robert, 1933 34  
Sotheron, Norwood, 1934 35  
Stasilats, William, 1961 62 63  
Steiner, Carlton, 1942  
Steinman, Edward, 1964  
Stevens, James, 1918  
Stevens, Myron, 1925 26 27  
Sneber, Fred, 1933  
Still, James, 1970 71  
Stobaugh, Richard, 1969  
Stone, Junior, 1918 19  
Strachan, John, 1951  
Suder, George, 1964  
Suit, Jack, 1941  
Sullivan, William, 1969  
Supplee, William, 1924 25 26  
Sweeney, Daniel, 1963

## T

Taylor, Richard, 1949  
Thomas, Fred, 1936 37  
Thurston, Robert, 1955  
Tilman, James, 1976 77  
Travis, Ernest, 1942 43  
Trumble, Japeth, 1972, 1974  
Troxell, Walter, 1924 25 26  
Truax, Terry, 1967 68  
Tull, J. J., 1914  
Turyl, Victor, 1946 47  
Tuschak, Richard, 1944

## U

Ulman, Bernard, 1941

## V

Vannais, Leon, 1940  
Veal, Herman, 1981 82 83 84  
Vincent, J. M., 1914  
Vincent, Rufus, 1932 33 34

## W

Walker, George, 1933  
Waller, Edward, 1947  
Ward, Gary, 1964 65 66  
Waters, Albert, 1935 36 37  
Weber, George, 1933  
Weidner, David, 1954 55  
Weidner, Charles, 1940  
Wemgarten, Julian, 1957 58  
Wharton, James, 1941  
Wheeler, Waverly, 1936 37 38  
White, Joseph, 1942  
White, Howard, 1971 72 73  
Wiles, F. Michael, 1969 70  
Wiles, Peter, 1960  
Williams, Charles, 1979 80 81  
Williams, Gary, 1965 66 67  
Wilson, Robert, 1931 32  
Wilson, Robert, 1960 61  
Wilson, Len, 1913  
Winemore, Augustine, 1929  
Wise, Richmond, 1964 65 66  
Woodward, Arthur, 1940 41  
Worthington, Charles, 1969  
Wright, Spencer, 1948 49

## Y

Yates, Barry, 1971  
Yordy, Robert, 1945, 1949  
Young, Thomas, 1953 54, 1958  
Yowell, Roy, 1934

## Z

Zalesak, Emanuel, 1924  
Zimmerman, James, 1935



# Metropolitan Media

## Publication — Address, Phone Number, Sports Editor and Beat Writers

**The Washington Post**  
1150 15th St., N.W.  
Washington, D.C. 20071  
(202) 334-7350  
Sports Editor: George Solomon  
Beat Writers: Sally Jenkins,  
Michael Wilbon

**Baltimore Morning Sun**  
Calvert & Centre Sts.  
Baltimore, MD 21203  
(301) 332-6123  
Sports Editor: Marty Kaiser  
Beat Writer: Donald Markus

**Baltimore Evening Sun**  
Calvert & Centre Sts.  
Baltimore, MD 21203  
(301) 332-6418  
Sports Editor: Jack Gibbons  
Beat Writer: Molly Dunham

**The Washington Times**  
3600 New York Ave., N.E.  
Washington, D.C. 20002  
(202) 656-3251  
Sports Editor: Michael Keating  
Beat Writer: Dave Elfin

**Prince George's Journal**  
9426 Annapolis Rd.  
Lanham, MD 20706  
(301) 459-3131  
Sports Editor: Emilio Garcia-Ruiz  
Beat Writers: Pete Bielski,  
Chris Howland

**The Diamondback**  
3136 South Campus Dining Hall  
University of Maryland  
College Park, MD 20742  
(301) 454-4325  
Sports Editor: Dave Grening  
Beat Writers: Dave Grening,  
Bob Mosier

**Montgomery Journal**  
5721 Randolph Rd.  
Rockville, MD 20852  
(301) 984-5995  
Beat Writers: Mark O'Hara,  
Mark Tosh

## Wire Services:

**Associated Press/  
Gordon Beard**  
222 St. Paul Place  
Baltimore, MD 21202  
(301) 539-3524

**Frederick News-Post**  
200 E. Patrick St.  
Frederick, MD 21701  
(301) 662-1177  
Sports Editor: Stan Goldberg  
Beat Writer: Stan Goldberg

**Hagerstown Morning Herald**  
100 Summit Ave.  
Hagerstown, MD 21740  
(301) 733-5131  
Sports Editor: Doug Dull  
Beat Writer: Doug Dull

**Hagerstown Daily Mail**  
100 Summit Ave.  
Hagerstown, MD 21740  
(301) 733-5131  
Sports Editor: Larry Yanos  
Beat Writer: Larry Yanos

**Annapolis Evening Capital**  
213 West St.  
Annapolis, MD 21404  
(301) 268-5000  
Sports Editor: Joe Gross  
Beat Writer: Brett Friedlander

**Cumberland Times**  
7-9 Mechanic St.  
Cumberland, MD 21502  
(301) 722-4600  
Sports Editor: Jim Day

**Salisbury Times-Square**  
P.O. Box 1937  
Salisbury, MD 21801  
(301) 749-7171  
Sports Editor: Rick Cullen

**Easton Star-Democrat**  
1 Airport Drive  
Easton, MD 21601  
(301) 822-1500

**Carroll County Times**  
201 Railroad Ave.  
P.O. Box 346  
Westminster, MD 21157  
(301) 848-4400

**United Press International/  
Will Dunham**  
1400 Eye St., N.W.  
Washington, D.C. 20015  
(202) 898-8000

## Television — Channel, Affiliation, Address, Sportscasters

**WRC-TV**  
(Channel 4 — NBC)  
4001 Nebraska Ave., N.W.  
Washington, D.C. 20016  
George Michael, Scott Clark

**WUSA-TV**  
(Channel 9 — CBS)  
4001 Brandywine St., N.W.  
Washington, D.C. 20008  
Glenn Brenner, James Brown,  
Ken Meace

**WJLA-TV**  
(Channel 7 — ABC)  
4461 Connecticut Ave., N.W.  
Washington, D.C. 20008  
Frank Herzog, Rick Schwartz

**WTTG-TV**  
(Channel 5 — Independent)  
5151 Wisconsin Ave., N.W.  
Washington, D.C. 20016  
Joe Fowler, Steve Buckhantz

**WMAR-TV**  
(Channel 2 — NBC)  
6400 York Rd.  
Baltimore, MD 21212  
Scott Garceau, John Saunders,  
Jack Dawson

**WBAL-TV**  
(Channel 11 — CBS)  
3800 Hooper Ave.  
Baltimore, MD 21211  
Vince Bagli, Chris Thomas

**WJZ-TV**  
(Channel 13 — ABC)  
Television Hill  
Baltimore, MD 21211  
John Buren, Keith Mills

**WBOC-TV**  
(Channel 16 — CBS)  
Radio-TV Park  
Salisbury, MD 21801  
Sports Director

**WMDT-TV**  
(Channel 47 — ABC)  
P.O. Box 3321  
Salisbury, MD 21801  
Sports Director

## Radio — Affiliation, Address, Broadcaster

**WRC (NBC)**  
4001 Nebraska Ave.  
Washington, D.C. 20016  
Bob Gotkin

**WTOP (CBS)**  
4646 40th St.  
Washington, D.C. 20015  
Sports Director

**WMAL (ABC)**  
4400 Jenifer St.  
Washington, D.C. 20015  
Ken Beatrice

**WCAO (ABC)**  
8001 Park Heights Ave.  
Baltimore, MD 21211  
Bob Bartel

**WBAL (CBS)**  
3800 Hooper Ave.  
Baltimore, MD 21211  
Jeff Rimer, Jim West, Stan White

**WFBR (ABC)**  
13 E. 20th St.  
Baltimore, MD 21218  
Sports Director

**WFMD (Independent)**  
P.O. Box 151  
Frederick, MD 21701  
Steve Melewski

**WMUC (Campus Radio)**  
Box 99 — Univ. of Maryland  
College Park, MD 20742  
Sports Director

# Maryland Basketball Radio Network

The long lasting relationship between Maryland athletics and WMAL-AM (630) continues, as the Washington-based station will air Terp basketball games throughout the 1986-87 season. Handling the broadcasting chores will be an experienced veteran and a relative newcomer: Johnny Holliday, whose on-air career enters its 30th year; and former Terp guard Greg Manning, a major cog on Maryland powers from 1977-81 and entering his second season behind the microphone.


Holliday is regarded as one of the top play-by-play men in the business. A veteran of 25 years as a sports broadcaster, he enters his eighth season calling the play-by-play for Maryland Basketball listeners. His outstanding career came to a fore in 1984, when ABC selected him to air reports from the Winter Olympics in Innsbruck and recalled him for similar reports from the XXIIIrd Summer Olympiad in Los Angeles. His many major assignments over the years include the World Series, the Masters and U.S. Open Golf Championships, NFL and NBA reports and title boxing matches. Holliday has also handled pregame shows for the NFL's Washington Redskins and has hosted radio and television shows of

Maryland coaches during his affiliation with Terp athletics.

A dedicated humanitarian, Holliday has helped raise more than \$1 million during his 25 years in the area for various charities. He also serves as master of ceremonies and does many banquets and charitable events.

Greg Manning's debut last season as a color commentator was an exceptionally strong one. The former Terp guard is the school's all-time leader in career free throw percentage (85.8 percent), ranks second in career field goal percentage (58.3) and seventh among all-time scorers (1,561 points). During his four years as a player, the Terps posted a 79-42 record, advanced to the NCAA Tournament twice and advanced to the ACC Tournament Championship game twice.

Manning is one of only a handful of players in Terp history to average double-figure point totals for four straight seasons. He is also the only player in ACC history to lead the conference in both field goal and free throw percentage, a feat he accomplished in the 1979-80 season. He averaged 13.2 points per game throughout his four-year career.



Terp play-by-play man Johnny Holliday and color commentator Greg Manning with CBS hoop analyst Billy Packer.

## Travel Accommodations

### Airports

BALTIMORE - WASHINGTON INTERNATIONAL  
NATIONAL — DULLES

TAXI FARES — APPROXIMATE to College Park  
NATIONAL AIRPORT — \$15.00

\$1.00 each additional person

BALTIMORE - WASHINGTON INTERNATIONAL

\$25.00 — \$1.00 each additional person

DULLES AIRPORT — \$38.00

\$1.00 each additional person

### Limousine Fares to Airport

B.W.I. AIRPORT LIMOUSINE — \$12.00 or two to four people  
picked up at the same time \$19.00 (441-2345).

**NOTE:** Listed information and prices are guidelines to assist you  
during your stay in College Park.

### Local Transportation

TAXI — Blue Bird - Yellow 864-7700

### Hotels and Motels

CENTER OF  
ADULT EDUCATION  
University of Maryland  
(301) 779-5100

HOLIDAY INN  
10000 Baltimore Blvd.  
(301) 345-6700

HOLIDAY INN  
9137 Baltimore Blvd.  
(301) 345-5000

MARYLAND INN  
Best Western  
8601 Baltimore Blvd.  
(301) 474-2800

QUALITY INN  
7200 Baltimore Blvd.  
(301) 864-5820

ROYAL PINES  
Best Western  
9133 Baltimore Blvd.  
(301) 345-4900

COMFORT INN  
9020 Baltimore Blvd.  
(301) 441-8110

HAMPSHIRE MOTOR INN  
7411 New Hampshire Ave.  
(301) 439-3000 (Langley Park)

RAMADA INN  
I-95 North  
4050 Powder Mill Rd.  
(301) 572-7100 (Calverton)

HOWARD JOHNSON'S  
Balto. - Wash. Pkwy.  
(301) 779-7700 (Cheverly)

MARRIOTT HOTEL  
I-495 & I-270  
(301) 897-9400 (Bethesda)

HILTON  
6400 Ivy Lane  
(301) 441-3700 (Greenbelt)

HOLIDAY INN  
7200 Hanover Drive  
(301) 982-7000 (Greenbelt)

INTERNATIONAL HOTEL  
AT BWI  
P.O. Box 8741  
(301) 859-3300 (Baltimore)

# MARYLAND'S NBA DRAFT HISTORY

Player	Year	Team	Round
Gene Shue	1954	Philadelphia	1st
Bob Kessler	1956	Fort Wayne	2nd
Nick Davis	1958	Philadelphia	9th
John Nacincik	1960	Syracuse	3rd
Charles McNeil	1960	New York	5th
Al Bunge	1960	Philadelphia	1st
Jerry Bechtle	1960	New York	15th
Bob McDonald	1961	St. Louis	6th
Jerry Greenspan	1963	Syracuse	3rd
Jerry Ward	1966	Boston	6th
Jay McMillen	1967	Los Angeles	9th
Barry Yates	1971	Philadelphia	8th
Jim O'Brien	1973	Portland	3rd
Bob Bodell	1973	Seattle	10th
Howard White	1973	Washington	14th
Tom McMillen	1974	Buffalo	1st (9th overall)
Len Elmore	1974	Washington	1st (13th overall)
Owen Brown	1975	Phoenix	9th
Tom Roy	1975	Portland	2nd
John Lucas	1976	Houston	1st (1st overall)
Mo Howard	1976	Cleveland	2nd
Brad Davis	1977	Los Angeles	1st (15th overall)
Steve Sheppard	1977	Chicago	2nd
Lawrence Boston	1978	Washington	4th
Larry Gibson	1979	Milwaukee	3rd
Buck Williams	1981	New Jersey	1st (3rd overall)
Albert King	1981	New Jersey	1st (10th overall)
Ernest Graham	1981	Philadelphia	2nd
Greg Manning	1981	Denver	7th
Charles Pittman	1982	Phoenix	3rd
Ben Coleman	1984	Chicago	2nd
Herman Veal	1984	Phoenix	6th
Mark Fothergill	1984	Phoenix	8th
Adrian Branch	1985	Chicago	2nd
Jeff Adkins	1985	Chicago	7th
Len Bias	1986	Boston	1st (2nd overall)

## Breakdown:

Total picks — 36

First-round picks — 9

Second-round picks — 6

Teams with most Maryland picks — Philadelphia 5,  
Phoenix and  
Chicago 4

1952-69 — 11


1969-86 — 25



Charles McNeil



Jerry Greenspan



Steve Sheppard

## Terps in the NBA



**Adrian Branch**  
Los Angeles



**Ben Coleman**  
New Jersey



**Brad Davis**  
Dallas



**Albert King**  
New Jersey



**Buck Williams**  
New Jersey

## Maryland Basketball Olympians


The ultimate individual reward in amateur athletics is to represent his or her country in international competition. And with the right timing, talent and dedication, international competition can mean participation in an Olympiad. Three Maryland basketball players have been fortunate enough to represent the United States at such a level, allowing Maryland Basketball to gain representation in three of the last four Olympiads.

**Tom McMillen**—Maryland's No. 4 career scorer and cornerstone to the highly successful Terp teams from 1973-75, McMillen represented the U.S. in 1972, when Coach Henry Iba's team earned a Silver Medal. An Oxford Scholar who spent 10 seasons in the NBA, McMillen was recently elected Congressman of Maryland's 4th District.

**Steve Sheppard**—Known as the "Bear" to Maryland fans for his ferocious play on three nationally ranked teams during the mid-'70s, Sheppard played for North Carolina coach Dean Smith's gold-medal winning 1976 Olympic squad. Sheppard helped the United States to a clean sweep of competition in the Montreal Games, and later played for the Chicago Bulls in the NBA.

**Buck Williams**—Ranked second only to Len Elmore among all-time Maryland rebounders, Williams was a member of the 1980 Olympic Team. That squad, along with all other U.S. teams, did not participate in that summer's Moscow Olympics, but won four of six games against various NBA All-Star teams and defeated the 1976 gold-medal winning American team. Williams is a perennial All-Star with the New Jersey Nets of the NBA and was voted the league's Rookie of the Year after the 1981-82 season.

## All-America Profiles




### John Lucas

6-4 Guard  
1972-76

A consensus two-time All-America (junior and senior seasons) . . . A four-year starter at Maryland, where he is the only player in Terp history to be named first-team All-ACC three straight years . . . Maryland's all-time leading scorer from 1976 until 1981, when Albert King surpassed his total of 2,015 points . . . All-time school assist leader until last February, when Keith Gatlin passed his total of 514 . . . Now ranks fourth among all-time Terp scorers, second among all-time assist men and eighth in all-time free throw percentage . . . Served as point guard for Maryland during its finest seasons, leading the Terps to a No. 8 ranking in 1973, a No. 4 ranking in 1974 and No. 5 in 1975 . . . Also saw a bit of action at forward as a junior and senior, when Brad Davis played the point . . . Also a standout in tennis; Lucas won the ACC Singles Crown as a junior and senior and the Doubles Tournament as a sophomore . . . The first pick overall in the 1976 NBA Draft by the Houston Rockets . . . Spent nine NBA seasons with Houston and Washington.

Career Stats.	FG Pct.	FT Pct.	Asst.	Reb.	Pts.	Avg.
Freshman	.538	.703	178	83	425	14.2
Sophomore	.511	.753	159	82	564	20.1
Junior	.549	.836	91	100	469	19.5
Senior	.511	.778	86	109	557	19.9
<b>Totals</b>	<b>.518</b>	<b>.778</b>	<b>514</b>	<b>374</b>	<b>2015</b>	<b>18.3</b>



### Charles (Buck) Williams

6-8 Center/Forward  
1978-81

Earned All-America honors as a junior during the 1980-81 season, when he averaged 15.6 points, 11.7 rebounds and shot a school-record 64.7 percent from the floor . . . Associated Press All-American after earning honorable mention from the wire service and UPI as a sophomore . . . Ranks second to Len Elmore among career Maryland rebounders with 928—and would have placed fifth in ACC history if those three-year totals had been projected for four years . . . Ranks ninth among all-time ACC boardsmen who had three years of action . . . Ranks as Maryland all-time leader in field goal percentage, shooting a phenomenal 61.5 percent from the floor over his career . . . Led the ACC in rebounding as a freshman, finished third as a sophomore and second as a junior . . . A second-team All-ACC pick twice (1980 and 1981) . . . A selection on the 1980 United States Olympic team, a squad that did not participate in the Moscow Olympiad but won four of six games against various NBA All-Star teams . . . His defensive performances against Virginia's Ralph Sampson are legendary, and a major reason why the Terps registered a 25-15 mark against ACC opponents during his time at Maryland . . . Left after his junior season and applied for the NBA Draft as a hardship case . . . Was the third pick overall in the 1981 NBA Draft, and is entering his sixth season with the New Jersey Nets.

Career Stats.	FG Pct.	FT Pct.	Asst.	Reb.	Pts.	Avg.
Freshman	.583	.550	18	326	300	10.0
Sophomore	.606	.664	27	242	371	15.5
Junior	.647	.637	31	363	482	15.6
<b>Totals</b>	<b>.615</b>	<b>.623</b>	<b>76</b>	<b>928</b>	<b>1153</b>	<b>13.6</b>



COI  
RTS

### ***Vital Numbers*** (Area Code 301)

Basketball Coach Bob Wade: 454-2126  
Football Office: 454-2125  
Athletic Director's Office: 454-4705  
University Information: 454-3311  
Athletic Ticket Office: 454-2121  
Sports Information Office: 454-2123  
Jack Zane, Director: 864-4076

### ***Maryland Basketball 1986-87***

Produced by the Maryland Sports Information  
Department  
Written, Edited and Designed by John Hawkins  
Cover Photography: Larry Crouse  
Photographs by Larry Crouse, Brian Lewis and  
Matt Wascavage  
Special thanks to University Printing and Tim  
Burton, whose historical exploration proved  
immeasurable  
Color separation by Sun Crown



  
**MARYLAND**