




MARYLAND

1987-88





1987-88 BASKETBALL GUIDE

Table of Contents

| | | | |
|-----------------------------------------------------------|----|-------------------------------------------------------------------------------------------|----|
| Section I: Administration and Coaching Staff | 5 | Section V: The Record Books | 59 |
| Assistant Coaches | 10 | All American Profiles | 65 |
| Athletic Director — Lew Perkins | 7 | All Time Leaders | 62 |
| Basketball Support Staff | 11 | All Time Scores | 77 |
| Chancellor — John B. Slaughter | 6 | All Time Post Season History | 60 |
| Head Coach — Bob Wade | 8 | History of Maryland Basketball | 75 |
| President — John S. Toll | 6 | Maryland Basketball Records | 73 |
| | | Maryland Invitational Tournaments | 61 |
| Section II: The 1987-88 Season | 12 | NBA Draft History | 68 |
| Individual Statistics | 32 | NCAA Tournaments | 63 |
| Team Roster | 14 | Terps on ACC Teams | 63 |
| The Players | 17 | Terrapin Award Winners | 69 |
| | | Section VI: The Athletic Department | 83 |
| Section III: The Opponents | 35 | Biographies | 84 |
| Composite ACC Schedule | 36 | Directory | 84 |
| Opponents Capsules | 37 | | |
| Records vs. 1986-87 Opponents | 44 | Section VII: Terps Media Coverage | 88 |
| Records Against All Opponents | 47 | Metropolitan Media | 90 |
| | | Voices of the Terps | 91 |
| Section IV: A Look Back | 49 | | |
| Final ACC Statistics | 56 | <i>Edited by: Joe F. Blair and Debbie Russell</i> | |
| Final Statistics | 52 | <i>Printed by: University of Maryland Printing Department</i> | |
| Review of 1986-87 | 50 | <i>Photos by: Larry Crouse, Lars Gelfan, Mitchell Loyton, Brian Lyons and Dave Trozzo</i> | |

General Information

University of Maryland
College Park, Md. 20740

Founded: 1807

Enrollment: 29,549 Undergraduate
8,509 Graduate

President: Dr. John S. Toll

Chancellor: Dr. John B. Slaughter

Athletic Director: Lew Perkins (301) 454-4705

Conference: Atlantic Coast

Years in ACC: 34

Nickname: Terrapins (Terps)

Colors: Red, White, Black and Gold

Arena: Cole Field House (14,500)

Faculty Chairman, Athletics: Dr. Betty F. Smith

Sports Information Director: John W. (Jack) Zane

Sports Information Phone: (301) 454-2123/454-2700

Sports Information Address: P.O. Box 295, College Park,
Md. 20740 (Room 1145)

Ticket Office: (301) 454-2121/(800) 492-0704 in state

Athletic Department Physician: Dr. Stanford Lavine

Athletic Department Trainer: J.J. Bush

Basketball Coach: Bob Wade

Assistants: Ron Bradley, Oliver Purnell, Jeff Adkins

Wade's Record at Maryland: 9-17

Basketball Office Phones: (301) 454-2126

1986-87 Record: 9-17

ACC Championships: Two

Top 10 in Polls: Nine

20-victory Seasons since ACC Inception: 12

Winning Seasons since ACC Inception: 25

Most Victories, Season: 27 in 1971-72

Most Consecutive Victories: 14, 1959 to 1960

Most Losses, Season: 21 in 1941

Most Consecutive Losses: 22, 1940 to 1941

NCAA Tournament Appearances: Nine

NCAA Tournament Record: 12-9

All-ACC Selections: 41

1987-88 Maryland Basketball Schedule



| Date | Day | Team | Site | Time | Television | |
|------|-----|--------|---------------------------------|---------|------------|----------|
| Nov. | 18 | Wed. | Canadian National Team | Home | 8:00 | |
| | 27 | Fri. | MCI Harbor Classic—Baltimore | Neutral | | |
| | | | Maryland vs. Loyola | | 7:00 | |
| | | | Mississippi vs. St. Josephs | | 9:00 | |
| | 28 | Sat. | MCI Harbor Classic | Neutral | | |
| | | | Consolation | | 7:00 | |
| | | | Championship | | 9:00 | |
| Dec. | 3 | Thurs. | Winthrop College | Home | 8:00 | |
| | 5 | Sat. | West Virginia University | Away | 4:00 | |
| | 8 | Tues. | Mount Saint Mary's College | Away | 7:30 | |
| | 10 | Thurs. | East Carolina University | Home | 8:00 | |
| | 12 | Sat. | Louisiana State University | Away | 1:30 | ABC |
| | 28 | Mon. | University of South Carolina | Home | 8:00 | |
| | 30 | Wed. | University of Arkansas | Home | 8:00 | |
| Jan. | 2 | Sat. | Wake Forest University | Home | 2:00 | R/J |
| | 6 | Wed. | University of Missouri | Away | 7:30 | |
| | 9 | Sat. | Clemson University | Home | 1:30 | R/J |
| | 14 | Thurs. | University of North Carolina | Home | 9:00 | R/J-ESPN |
| | 16 | Sat. | Duke University | Away | 7:00 | ESPN |
| | 20 | Wed. | University of Virginia | Away | 7:30 | |
| | 27 | Wed. | North Carolina State University | Home | 9:00 | R/J |
| Feb. | 2 | Tues. | University of Notre Dame | Away | 8:00 | |
| | 6 | Sat. | Old Dominion University | Away | 7:35 | |
| | 8 | Mon. | Georgia Tech | Home | 9:00 | R/J |
| | 10 | Wed. | Clemson University | Away | 7:30 | |
| | 13 | Sat. | Duke University | Home | 9:00 | ESPN |
| | 17 | Wed. | Georgia Tech | Away | 7:30 | |
| | 20 | Sat. | University of North Carolina | Away | 2:00 | R/J-ESPN |
| | 25 | Thurs. | Maryland—Eastern Shore | Home | 8:00 | |
| | 27 | Sat. | Wake Forest University | Away | 1:30 | R/J |
| Mar. | 3 | Thurs. | North Carolina University | Away | 9:00 | ESPN |
| | 5 | Sat. | University of Virginia | Home | 1:30 | ESPN |

ACC Tournament

| | | | | | | |
|------|----|------|---------------------------|------------|-------|--------------|
| Mar. | 11 | Fri. | Tournament—Quarter-Finals | Greensboro | 12:00 | R/J-ESPN |
| | | | —Quarter-Finals | | 2:00 | |
| | | | —Quarter-Finals | | 7:00 | |
| | | | —Quarter-Finals | | 9:00 | |
| | 12 | Sat. | Tournament—Semi-Finals | | 1:30 | R/J-ESPN |
| | | | —Semi-Finals | | 3:30 | |
| | 13 | Sun. | Tournament—CHAMPIONSHIP | | 1:00 | NBC-R/J |
| | | | | | | ESPN (Delay) |

R/J—Raycom/Jefferson Pilot Teleproductions, ACC-TV

University of Maryland



The University of Maryland, located in College Park, Maryland, was founded in 1807 as the College of Medicine of Maryland. The name was changed in 1812 to the University of Maryland and in 1920 it was merged with the Maryland State College. The current enrollment of students on the College Park campus totals 38,307. The University is located just north of our nation's capital, Washington, D.C. Visitors to the University of Maryland will be sure to find (clockwise from upper left) the Maryland Chapel, Main Administrative Building, Hornbake Library and the Glenn L. Martin Institute of Technology (the engineering building).

UNIVERSITY OF MARYLAND



Led by its flagship campus at College Park, the University of Maryland is the state's land grant institution located on five major campuses that reach out to university students worldwide.

With some 87,838 students, more than 4,000 full-time faculty, and over 400 major programs of study, the university ranks among the top 20 public research universities in the country. Six programs at College Park (computer science, math, physics, art history, economics, and electrical engineering) are ranked among the top 10.

The 1,378 acre College Park campus, encompassing 10 professional colleges and schools, offers 125 programs of study for undergraduates. Preprofessional education is offered in 13 fields; the graduate student may choose among 80 academic areas.

Close to 30,000 undergraduates, including an increasing number of Merit Scholars and recipients of Banneker Scholarships for black students, and 8,000 graduates avail themselves of such research facilities as: scanning electron microscopes; subsonic and supersonic wind tunnels; an electron ring accelerator; a gravitational radiation detection system including a gravimeter on the moon, a criminal forensics laboratory; and a laboratory for plasma and fusion energy studies. To serve both students and faculty, the McKeldin and Hornbake libraries together with a number of specialty libraries provide materials covering all fields of modern and ancient research.

The Baltimore City campus in downtown Baltimore consists of the Schools of Dentistry, Law, Medicine, Nursing, Pharmacy, Social Work and Community Planning, as well as an inter-professional graduate school, a 785 bed Hospital, and the Institute for Emergency Medical Services. The University of Maryland Medical Systems/Hospital includes the Shock Trauma Center, the Cancer Center, and other health related institutes serving the community and the state.

UMBC, the modern 476-acre Baltimore County campus, opened in 1966. Offering the traditional arts, humanities, and sciences curricula, UMBC also has new programs in computer science, engineering, nursing, and information systems management. Graduate degrees are offered in 20 fields, including marine biology and policy sciences.


The Eastern Shore campus, located in historic Princess Anne, offers a full range of curricula in the arts and sciences, agriculture, and business fields. Research and public-service organizations on the 536-acre campus include the Cooperative Extension Service, Hospitality Resources Center, Institute for Eastern Shore Studies, and Soybean Research Institute.

University College, with close to 12,000 students stateside and over 24,000 overseas, is one of the country's leading centers for lifelong learning. The European and Asian Divisions of University College bring degree programs to U.S. military and government-affiliated personnel and their families in some 15 foreign countries.

Other major components of the university are the Center for Environmental and Estuarine Studies, where research and public service projects deal with the biology and ecology of Maryland and the Chesapeake Bay; the Cooperative Extension Service which provides statewide service on agriculture, home economics, and ways to improve living conditions; and the Maryland Agricultural Experiment Station carrying on a university-wide program of research in agriculture and related areas. In addition to these centers, the U.S. Department of Commerce has designated Maryland as a Sea Grant College in recognition of the quality of its work related to the Chesapeake Bay.

In fulfilling its mission to train future leaders, carry out research, and provide services to the state, nation and the world, the University of Maryland ranks among the truly outstanding public institutions of higher learning in the United States.

Administration and Coaching Staff



Dr. John S. Toll

President

As president of a major research University with five campuses and 88,400 students worldwide, John S. Toll is dedicated to strengthening excellence in teaching, research, and public service. Under his leadership, the University has developed programs of high quality, has attracted outstanding faculty and students, and has built partnerships with industry, government, schools, and other institutions.

In the past few years, milestones in the University's progress have included two Pulitzer Prizes for faculty members and important developments in medical research and treatment, in biotechnology, and in many other areas, among them:

- The National Science Foundation awarded the College Park campus a \$16 million grant to establish a Systems Research Center, one of six national centers of excellence in engineering.
- The University's Center of Marine Biotechnology, located in Baltimore, has received a \$6.695 million, five-year federal grant.
- The U.S. Department of Education awarded the College of Education a \$6.5 million, five-year grant to establish a Center for Research on Postsecondary Education Management and Governance.
- Philanthropic support for academic programs at the University has reached a new high of over \$12 million annually.
- The arts flourish at Maryland, including the highly acclaimed Handel Festival; the traveling performances of "Shakespeare on Wheels," and the world renowned University of Maryland Piano Festival and William Kapell Competition.



John Toll graduated from Yale, 1944, with highest honors and earned his advanced degrees in physics at Princeton. During his distinguished career as a theoretical physicist and educator, for 12 years he chaired the physics department at the College Park campus and led it to national prominence. He then served as president of the State University of New York at Stony Brook from 1965 to 1978, when he returned to Maryland to become the University's 22nd president. An avid jogger and tennis player, Dr. Toll and his wife Deborah have two daughters.



John Brooks Slaughter, the third Chancellor of the College Park Campus, is a distinguished scientist and a dedicated humanitarian as well as an able administrator. His research specialties are in the fields of electrical engineering and computer systems. His accomplishments in these fields have brought him high recognition. He is a Fellow in the Institute of Electrical and Electronic Engineers and the American Association for the Advancement of Science. He holds membership in the National Academy of Engineering, was selected U.C.L.A. Engineering Alumnus of the Year (1978), received the Distinguished Service Award from the National Science Foundation (1979), and was recognized for Distinguished Service in Engineering by Kansas State University (1981).

Dr. John Brooks Slaughter

Chancellor

Dr. Slaughter received his B.S. Degree in Electrical Engineering in 1956 at Kansas State University, and his Master's in Engineering from UCLA in 1961. He earned his Ph.D. in Engineering Science from the University of California, San Diego in 1971.

Dr. Slaughter is married to Dr. Ida Bernice Slaughter, herself an educator with the Montgomery County Public Schools. They have two children; John, a veterinarian, and Jacqueline, a graduate of Hampton University.

Prior to assuming his responsibilities at the University of Maryland, Dr. Slaughter served as Academic Vice President and Provost at Washington State University and as Director of the National Science Foundation. In his inauguration address to the College Park campus on May 3, 1983, he set the course for his administration: "I want to see this campus continue its vigorous pursuit of academic excellence while reaching out to a more diversified student body. I want the University of Maryland at College Park to set a national standard for excellence and equality. As we pursue these goals, we must also enhance our contributions to the State. Finally, I am committed to a university that is a community, a community that takes pride in itself and touches each person involved in the campus with pride."

Low Perkins **Director of Athletics**



In his first six months as Director of Athletics, Low Perkins has concentrated on establishing a strong administrative team to manage the athletic program.

Among his first priorities was hiring Dr. Gerald Gurney as Director of the Academic Support Unit. Dr. Gurney will manage the overall academic progress of all Maryland athletes.

Perkins has also concentrated on reviewing the total fund raising effort of the Maryland Athletic Department and has begun to develop plans for the overall enhancement of the program.

He has been a visible and active leader of the program, making a number of public appearances throughout the state and the area. His purpose is to meet with as many alumni groups and state leaders that his busy schedule will permit.

Perkins believes strongly in the academic progress of student-athletes and the visibility of the entire athletic program at the University.

He assumed the duties as Director of Intercollegiate Athletics on June 8, 1987.

In announcing the appointment of Perkins as the Maryland AD, on May 11, Chancellor John Slaughter said "He has demonstrated exceptional skills in management. He has an outstanding ability to make tough fiscal decisions when they are necessary and he has a clear philosophy that a sound athletic program must place its highest priority on supporting the academic program of the institution."

Perkins had gained a reputation as an outstanding administrator while serving as the Director of Athletics at Wichita State University for four years. He spent countless hours fostering university and community relations and building a solid working relationship with the NCAA and athletic programs around the country.

Results of his efforts were rewarded in 1985 when the NCAA, in an unprecedented move, cited Wichita State for running an exemplary program. The *Arizona Republic* newspaper soon after rated Perkins one of the top 25 athletic directors in the nation.

Perkins philosophy for direction of the 16 sport varsity intercollegiate program at Wichita State was that "winning is the most important thing in the world but not at the expense of the student-athlete or institution." His concern for the welfare of the student-athlete was confirmed when he instituted the Athletic Director's Honor Roll to honor Wichita State student-athletes maintaining a 3.0 grade point average or better. In the first two years of his honor roll program, 212 athletes were recognized for their academic achievements.

A native of Chelsea, Massachusetts, Perkins has been active in collegiate athletics since he graduated from Chelsea High in 1963. He was the top basketball scorer in the Boston area that year, averaging over 35 points a game.

He attended the University of Iowa where he earned three letters in basketball as the Hawkeyes recorded a 47-25 record. As a senior, he received the Tony Cordaro Memorial Award in recognition of his achievements on the basketball court and in the classroom.

He received his Bachelor of Science degree from Iowa in 1967 and in 1969 received certification in Physical Education. In 1975, he earned a master's degree in Guidance and Counseling from the University of South Carolina-Columbia.

Upon leaving Iowa he became the Athletic Director and Head Basketball Coach at the University of South Carolina-Aiken where he remained for 11 years. He took USC-Aiken from junior college to four year status and built a strong athletic program.

He served as Associate Athletics Director at the University of Pennsylvania from 1980 to 1983. While at Penn he was responsible for the day-to-day operation of an athletic program that included 28 varsity sports. He handled many responsibilities while at Penn, including supervising and monitoring NCAA and Ivy League rules and regulations.

At Maryland, Perkins oversees a department fielding NCAA teams in 23 sports and operating on an annual budget of \$8.7 million. The department has over 90 full-time employees.

Perkins was born on March 24, 1945. He is married to the former Gwen Flaum. Gwen has her BA degree from the University of Iowa and a Master's in Education from the University of South Carolina where she is also a Doctoral candidate.

They have two daughters Amy, 16, a volleyball player in high school, and Holly 14. Holly is active in all sports but favors golf.

Low Perkins Profile

DATE OF BIRTH

March 24, 1945

EDUCATION

Chelsea High, Chelsea, Mass. 1963
University of Iowa 1967 - BS
University of South Carolina-Columbia 1975 MED

COACHING EXPERIENCE

University of South Carolina-Aiken, 1969-80
Head Basketball Coach

ATHLETIC ADMINISTRATION

University of South Carolina-Aiken, 1969-80
Director of Athletics
University of Pennsylvania, 1980-83
Associate Director of Athletics
The Wichita State University
Director of Athletics 1983-87
University of Maryland
Director of Athletics 1987-

PLAYING EXPERIENCE

Chelsea High
University of Iowa
(Three letters in Basketball)

MARRIED

Gwen Flaum

CHILDREN

Amy, 16
Holly, 14

Robert P. “Bob” Wade

Head Basketball Coach



Beginning his second year as Head Coach of the Terrapins, Bob Wade enters the season with high expectations. His starting five in all of the 26 games return and he was successful in having a good recruiting year, bringing in three youngsters, ranked by many in the Top Ten best newcomers.

After accepting the position of head coach only two days before the start of a delayed season, Wade promised one thing—the Maryland team would be competitive. Being competitive in the ACC would be a hard thing to do, even for one who brought a phenomenal winning percentage of 91.9% to Maryland. At Dunbar of Baltimore, Wade not only coached basketball to great players, but also taught them something more important than basketball, the essence of getting an education. Academics would not take a back seat to basketball, not at Dunbar and not at the University of Maryland. “Having something like an education to fall back on is of the utmost importance,” Wade said.

Wade inherited a team with no seniors, a junior playing out of position, three sophomores who saw limited action the previous season, and seven new players. He did make this team competitive. His coaching peers marveled how well the team progressed as the season went on and played impressively as the season wound down. Wade’s team got closer to beating North Carolina at Cole Field House than any Maryland team in the past three years. Nine of Maryland’s opponents (15 games) reached the NCAA Tournament.

After the last regular season game, Brent Musburger of CBS-TV, named Coach Wade “Rookie Coach of the Year.”

On October 30, 1986, after 11 years and 272 victories at Dunbar, Wade embarked upon a new frontier. The challenge of restoring the Terrapin basketball program, the task of pushing Maryland to the forefront of athletic and academic excellence. Chancellor John B. Slaughter’s announcement of Wade as the first black basketball coach in Atlantic Coast Conference history was surprising, bold and imaginative. “All the things I wanted to see in a basketball

coach were embodied in Bob Wade,” Slaughter said upon the announcement of Wade as the sixth head basketball coach in Maryland history. “His emphasis on academic attainment is completely in consonance with what we put into place.”

Certainly, the man comes to Maryland with glimmering credentials. His Dunbar programs dominated Baltimore basketball, enveloping the city in a sense of pride and accomplishment and procuring its stature as one of the nation’s top pools of young talent. The Poets went on a remarkable 272-24 during Wade’s 11 years at Dunbar—a phenomenal .919 winning percentage. Included during that tenure were five top 10 and three No. 1 national high school rankings (1983, 1984, 1985) and nine MSA A Conference championships. And his 1982-83 team, a roster blessed with standouts Reggie Williams (Georgetown), Tyrone Bagues (Wake Forest), Tim Dawson (George Washington) and Michael Brown (Clemson), is considered by many to be the finest high school basketball team ever.

But Wade’s reputation as a winner ventures much deeper than any won-lost record. It encapsulates the maturation of young men, the preparation for the future and the understanding of what it takes to succeed. Dunbar players were required to spend two hours daily in his mandatory study hall (one hour during the season), and all players were to complete their classroom obligations before partaking in his dominant basketball program. An academic advisor had an office adjacent to Wade’s “classroom,” and was instructed to pull a student off the court if a review of schoolwork was necessary. It was the Wade Way: conscientious, disciplined, communicative. “He wants them to know they need something to fall back on,” said Geraldine West, who served as Wade’s academic advisor and is head of the Dunbar mathematics department. “He tells them that not everyone is going to be a pro star. Sports are a means to get a diploma.”

On the court, his Dunbar teams were a poetic symphony of hoop pulchritude. They diminished the opposition with a fullcourt transition game, suffocating teams with a choking pressure defense and devastating fastbreak. Wade was not blessed with exceptional height throughout his years at Dunbar. Instead, he utilized athletic ability and intense discipline—and that explosive, end-to-end transition—to force teams into submission.

When it comes to running a basketball team, few have done it better. Wade sent 36 of his players on to play college basketball, and every Dunbar senior since 1978 has gone on to participate at an NCAA level. The list of Wade pupils who have gone on to achieve success at the Division I level is extensive: Ernest Graham at Maryland; Williams and David Wingate of Georgetown; Dawson at George Washington; 5-foot-3 point guard extraordinaire Bagues at Wake Forest; Reggie Lewis at Northeastern; Brown at Clemson; Herman Harried at Syracuse; Gary Graham at Nevada-Las Vegas; Steve Wallace at Missouri; Dwayne Wallace at Pittsburgh; Terry and Perry Dozier, Keith James and Derrick Lewis, all at South Carolina; and Kevin Woods at Tennessee are to name the core of the group. “My concern is for the child,” says The Coach. “If he is able to receive an athletic scholarship from this program and go on to better himself in life, then I think it’s worthwhile.”

Wade also served as football coach and athletic director during his tenure at Dunbar. In leading the football Poets to four straight MSA championship games and two MSA titles, he further established his abilities to push young men to excellence. “Bob is the right man for any kind of job,” said longtime friend, MSA rival and former boss Pete Pompey, the head football coach at Baltimore-Edmondson.



COACH WADE AND FAMILY
Wife Carolyn and Sons Daryl, 20; Darion, 11

But it was on the basketball court where Wade instilled national prominence. He went 12-6 in his first season, then won his first MSA A title the following year (1976-77) with a 23-1 record. Three straight MSA titles ensued, and in 1981-82, with Wingate, Williams and Bogues, Wade led Dunbar through an incredible four-year streak which included a 119-1 record, the three mythical national championships and four more MSA crowns.

Wade turned down several offers to become an assistant coach at a college program with national presence, electing instead to stay in Baltimore and at Dunbar with his wife of 21 years, Carolyn, and sons Daryl, 20 and Darion, 11. But when the chance to take the head position at Maryland arose, Wade admits he "was in a state of disbelief when they offered me the job. I'm honored and elated."

Born in Baltimore on December 9, 1944, Robert Purnell Wade grew up just a few blocks from the school where he would later assume a longtime athletic role. He attended Dunbar High, where he played football and basketball. As a sixth man in basketball, Wade played for the legendary William F. "Sugar" Cain, the man whom he later succeeded as basketball coach.

Wade went on to attend Morgan State University, where he earned his Bachelor's and Master's Degrees in Physical Education and learned the values of communication and discipline. At Morgan State from 1963 to 1966, he concentrated on football and starred as a defensive back for the Golden Bears, who lost just four games during his four seasons. He was drafted by the NFL's Baltimore Colts in the 15th round of the 1967 Collegiate Draft and spent four years in the NFL, with the Washington Redskins, Pittsburgh Steelers and Denver Broncos. A wrist injury in 1971 cut short his playing career; Wade returned to the Baltimore area, first as a teacher at Clarksville Middle School (Howard County) for one year, then as an assistant to Pompey at Edmondson from 1972-75. In September, 1975, Wade assumed his roles at Dunbar.

"I hope the marriage between Bob Wade and Maryland will be a tremendous one," the coach said on the day of his appointment.

If his tenure at Dunbar was the courtship, the marriage should be a long and prosperous one.

Bob Wade Profile

FULL NAME: Robert Purnell Wade

AGE: 43

DATE OF BIRTH: December 9, 1944

BIRTHPLACE: Baltimore, Maryland

MARRIED: To the former Carolyn Edwards of Baltimore on July 16, 1966.

CHILDREN: Daryl, 20 and Darion, 11.

EDUCATION:

— Dunbar High, Baltimore, Maryland, 1963.

— Morgan State University, Baltimore, 1967. Earned Bachelor of Science degree and later achieved Master's equivalent in Physical Education.

ATHLETIC EXPERIENCE:

— Played football and basketball at Dunbar High.

— Four-year letterman defensive back at Morgan State, 1963-66.

— Drafted in the 15th round of the 1967 NFL Draft by the Baltimore Colts.

— played in the NFL with Pittsburgh (1968), Washington (1969) and in the AFL with Denver (1970-71).

COACHING EXPERIENCE:

— Eleven years at Dunbar High, Baltimore. Coached varsity football and basketball. Led the basketball program to a 272-24 record, three mythical national championships and nine MSA A Conference titles. From 1981 to 1985, his Dunbar basketball teams went a combined 119-1.

DUNBAR COACHING RECORD:

| Year | Record |
|---------------|---------------|
| 1975-76 | 12-6 |
| 1976-77 | 23-1 |
| 1977-78 | 24-3 |
| 1978-79 | 23-0 |
| 1979-80 | 24-3 |
| 1980-81 | 24-3 |
| 1981-82 | 29-0 |
| 1982-83 | 31-0 |
| 1983-84 | 30-0 |
| 1984-85 | 29-1 |
| 1985-86 | 23-7 |
| Totals | 272-24 |

ASSISTANT COACHES



Ron Bradley
Eastern Nazarene '73

The senior member of head coach Bob Wade's assistant staff, Ron Bradley begins his seventh season at Maryland and fifth season on a full-time basis, having served as a volunteer assistant to Lefty Driesell from 1981-83. Prior to his arrival in College Park, Bradley was head coach at alma mater Eastern Nazarene, where he led the Crusaders to a 96-51 record and four NCAA District championships.

During Bradley's tenure as a full-time assistant at Maryland, the Terps have won 77 of 128 games and captured an ACC Tournament Championship (1984). His extensive educational background includes a Bachelor of Arts degree in Psychology/ History from Eastern Nazarene and a Master's in Physical Education from Bridgewater State (Mass.) College. Bradley is currently pursuing his Ph.D. in Sports Psychology at Maryland, a program he enrolled in shortly after accepting the Terp volunteer position in 1982.

A four-year letterman in basketball at Eastern Nazarene (1969-73), Bradley ranked among the top 15 NAIA scorers in the nation twice and was a three-time honorable mention All-America selection by AP and UPI. Playing for his father, Carroll F. Bradley, who has since returned as coach at Eastern Nazarene, Ron scored 2,649 points in 107 games (24.8 ppg) and was drafted by the ABA's New York Nets as a junior-eligible in 1972.

Bradley played for several Boston-area semipro teams from 1973-76, then accepted the head coaching position at Eastern Nazarene. His Crusaders won 20 or more games twice and captured the NCAA Regional Championship in 1979. Married to the former Denise Smith of Salisbury, the Bradleys have two children: son Brad, 9, and daughter Katlin, 3. He was born in Springfield, Massachusetts on February 9, 1951.



Oliver Purnell
Old Dominion '75

After 14 seasons of direct association with the basketball program at Old Dominion, Oliver Purnell begins his third season as an assistant at Maryland. Recognized as one of the top recruiters on the East Coast, Purnell played a major role in establishing ODU as one of the better programs in the Atlantic Coast region and has teamed with fellow assistant Bradley to give Maryland its third straight solid recruiting year.

A 1975 graduate of Old Dominion and a sixth-round pick of the Milwaukee Bucks in that year's NBA Draft, Purnell was a three-year starter at point guard for the Monarchs. As a senior, he captained ODU to the Division II National Championship with a 25-6 record. He scored 1,090 points during his three seasons and still ranks fifth on the ODU all-time assist list with 474.

Purnell joined the Monarchs' coaching staff as a graduate assistant in 1975, after earning his Bachelor's degree in Health and Physical Education. He spent two years on the ODU staff as a grad assistant, earning his Master's in Administration in 1978. He was made a full-time assistant in 1977; in 1980, he was named top assistant coach. During Purnell's 10 years at Old Dominion, the Monarchs were 196-99 and made nine postseason appearances.

Born May 9, 1953 in Berlin, Maryland, Purnell's wife, the former Vicky Wise, graduated from Maryland in 1975 with a Bachelor's degree in music and worked in the Admissions Office for two years following graduation. They have two daughters: Olivia, 4; and Linsay, 2.



Jeff Adkins
Maryland '85

A four-year letterman at Maryland and the Terps' all-time leader in consecutive games played with 128, Jeff Adkins begins his third season on the Maryland coaching staff. Adkins joined the staff in September 1985 as a graduate assistant to Lefty Driesell, and assumed part-time status in May 1986, when Bart Bellairs accepted a position at the University of Massachusetts.

A graduate of Maryland with a Bachelor of Science degree in Economics, Adkins was a steady influence at guard for the Terps, who went 85-43 and qualified for three NCAA Tournaments during his tenure as a player. A seventh-round draft pick of the Chicago Bulls, Adkins had 999 points (7.8 ppg), 360 assists (2.8) and 310 rebounds (2.4) during his career. His best season was as a junior, when he started 31 games, shot 53.8 percent from the floor and averaged 9.5 points per game. He also averaged 9.9 points and 4.0 assists per game as a sophomore.

A native of Martinsville, Virginia, where he was born May 20, 1963, Adkins is single.

Basketball Support Staff




Linda Van Wagenen
Coach Wade's Secretary



Connie Thomas
Receptionist




Woodrow "Woody" Williams
Administrative Assistant



Tim Burton
Head Manager



Jim Spicer — Troy Wainwright
Assistant Managers



Basketball Support Staff

Dr. Stanford A. Lavine (Maryland '50)

Team Physician



Dr. Lavine, for 27 years has been the University's Team Physician and Orthopedic Surgeon. He has medically supervised athletes in all of the University's sports programs, which now numbers 22.

He is with the football team at all games, home and away, and attends all the home basketball games and many away games.

His office is on call at all times when the trainers call for him to see an athlete. In all these years, Dr. Lavine has missed only 5 Maryland football games.

He is considered one of the nation's top Orthopedic Surgeons and is most prominent in the field of "Sports Medicine." He has an annual clinic which attracts the top Orthopedic Surgeons and athletic team doctors in the country. His reputation has brought him numerous professional athletes of all sports, men and women, for surgery and treatment.

Dr. Lavine had been the team physician for the Washington Redskins since 1975. He also was the team physician for the Washington Bullets, 1973-79. Thus, his trophy mantle glitters with 5 Maryland ACC Championships rings, 2 Redskin Super Bowl rings, and one NBA Championship ring while with the Bullets.

Out of Pittsburgh's (PA) Schenley High School, he has scholarship offers from the University of Kentucky and West Virginia before choosing Maryland. In his first year as the Terp quarterback, he played for the legendary Clark Shaughnesy. Playing for the late Jim Tatum his junior year, he led the Terps to a 9-1 record including a 20-7 win over Missouri in the Gator Bowl in which he threw for two touchdowns.

Following graduation from the University's Medical School, he interned in Philadelphia and Cleveland, served two years in the Air Force then began his medical practice at Washington Hospital Center. He now works out of the Center and Sibley Hospital.

John J. Bush (Florida State '69)

Head Trainer



J. J. Bush joined the Maryland Training Staff in 1972 and took over the Head Trainer's duties in 1978. He has the overall responsibility for 22 varsity sports.

He came to Maryland from the U.S. Army where he served with the Airborne Rangers. He holds a Private Pilot's license and enjoys flying when he has the opportunity.

J. J. has hosted several Cramer Student Trainer Workshops at Maryland and is active in the National Athletic Trainers Association especially in the area of improving training on the high school level. In 1981 he was appointed as the District III representative to the National Association's Committee on Licensure. In 1981 he was also elected President of the Maryland Athletic Trainer Association, a group he helped organize in 1980. He and his wife Gina have a son Jordan 3½ years old, and he has a stepson, Brandon Cole 10.

Bill Saylor (Delaware '80)

Assistant Trainer



Saylor was named to the Maryland training staff September 1 and was given the assignment as head trainer for the basketball team.

He received his Bachelor of Science Degree in Physical Education, from the University of Delaware, 1980. He earned his Master's Degree in Physical Education from the University of Virginia,

August, 1983.


He served as an athletic trainer in the Sports Medicine Department of the U.S. Naval Academy 1984-86. He assisted the training staff of the Washington Redskins' mini-camps and summer training camps, 1985-87.

He participated in sports medicine and sports psychology seminars and clinics at Delaware and Virginia. He accumulated over 1600 hours of practical work, also at Delaware and Virginia. Saylor also has been the trainer for a number of summer lacrosse, wrestling, football and basketball camps. He married Patricia Bird, also a 1980 graduate of Delaware.



Jim Spiro
Graduate Assistant

THE 1987-88 SEASON





1987-88 University of Maryland Basketball Roster

| NO. | NAME | POS. | HGT. | WGT. | CLASS | HOMETOWN/HIGH SCHOOL |
|-----|-----------------|---------|------|------|-----------|--------------------------------|
| 3 | Keith Gatlin | Guard | 6-5 | 170 | Senior | Grimesland, NC/Conley |
| 5 | Mitch Kasoff | Guard | 6-1 | 175 | Sophomore | Pikesville, MD/ Pikesville |
| 10 | Mark Karver | Forward | 6-7 | 195 | Sophomore | Kennington, MD/ Chevy Chase |
| 11 | Teyon McCoy | Guard | 6-1 | 170 | Sophomore | Hammond, IN/Bishop Noll |
| 12 | Rudy Archer | Guard | 6-1 | 170 | Junior | Baltimore, MD/Allegany CC |
| 21 | John Johnson | Guard | 6-4 | 170 | Junior | Knoxville, TN/Bearden |
| 22 | Greg Nared | Guard | 6-4 | 190 | Junior | Wilmington, OH/Wilmington |
| 23 | Dave Dickerson | Forward | 6-6 | 200 | Junior | Olar, SC/Denmark-Olar |
| 24 | Brian Williams | Center | 6-10 | 210 | Freshman | Santa Monica, CA/St. Monica |
| 25 | Tony Massenburg | F/C | 6-9 | 230 | Sophomore | Sussex, VA/Sussex Central |
| 30 | Rodney Walker | Forward | 6-9 | 250 | Junior | Baltimore, MD/Cardinal Gibbons |
| 33 | Derrick Lewis | Forward | 6-7 | 195 | Senior | Temple Hills, MD/John Carroll |
| 43 | Cedric Lewis | Forward | 6-9 | 200 | Freshman | Temple Hills, MD/John Carroll |
| 44 | Steve Hood | G/F | 6-6 | 190 | Sophomore | New Carrollton, MD/DeMatha |
| 12 | Rudy Archer | Guard | 6-1 | 170 | Junior | Baltimore, MD/Allegany CC |
| 23 | Dave Dickerson | Forward | 6-6 | 200 | Junior | Olar, SC/Denmark-Olar |
| 3 | Keith Gatlin | Guard | 6-5 | 170 | Senior | Grimesland, NC/Conley |
| 44 | Steve Hood | G/F | 6-6 | 190 | Sophomore | New Carrollton, MD/DeMatha |
| 21 | John Johnson | Guard | 6-4 | 170 | Junior | Knoxville, TN/Bearden |
| 10 | Mark Karver | Forward | 6-7 | 195 | Sophomore | Kensington, MD/Chevy Chase |
| 5 | Mitch Kasoff | Guard | 6-1 | 175 | Sophomore | Pikesville, MD/Pikesville |
| 43 | Cedric Lewis | Forward | 6-9 | 200 | Freshman | Temple Hills, MD/John Carroll |
| 33 | Derrick Lewis | Forward | 6-7 | 195 | Senior | Temple Hills, MD/John Carroll |
| 25 | Tony Massenburg | F/C | 6-9 | 230 | Sophomore | Sussex, VA/Sussex Central |
| 11 | Teyon McCoy | Guard | 6-1 | 170 | Sophomore | Hammond, IN/Bishop Noll |
| 22 | Greg Nared | Guard | 6-4 | 190 | Junior | Wilmington, OH/Wilmington |
| 30 | Rodney Walker | Forward | 6-9 | 250 | Junior | Baltimore, MD/Cardinal Gibbons |
| 24 | Brian Williams | Center | 6-10 | 210 | Freshman | Santa Monica, CA/St. Monica |

TERRAPINS HAVE THE 3 TOP SHOTBLOCKERS IN COUNTRY



- # 43 Cedric Lewis — Led High Schools in Blocks Last Year
- # 33 Derrick Lewis — Returns as No. 1 Collegiate Blocker
- # 24 Brian Williams — Was Ranked No. 2, Behind Cedric


RATED IN NATION'S "TOP 10" 1987 RECRUITING CLASS




Cedric Lewis, Rudy Archer, Brian Williams

THE TERRAPIN BROTHERS
Cedric and Derrick Lewis





NATION'S LEADING SHOT BLOCKER



33

DERRICK LEWIS

Senior/Forward-Center

6-7, 195 DOB: 8-1-1966

John Carroll High

Temple Hills, Md.

A genuine All-America candidate following outstanding sophomore and junior years . . . The Sporting News, on their All-America checklist, picked Lewis as the third best power forward in the country, they ranked him behind Danny Manning and J.R. Reid . . . Lewis is the nation's top returning shot blocker for the 1987-88 season . . . He finished second last year to Navy's All-American Dave Robinson . . . Lewis had a 4.4 average blocks per game while Robinson had a 4.5 average, one-tenth of a point higher . . . Started every game at center his sophomore and junior years . . . Plans are for him to return to his desired forward position as the center job is slated for freshman Brian Williams and sophomore Tony Massenburg . . . A first team All-ACC selection last year, the only junior to be named to the first team . . . He returns as the ACC's leading scorer (19.6), leading rebounder (9.5), top shot blocker (4.4); and best field goal % (.602) . . . Last year's team captain led the team in 5 categories: scoring (510 points, 19.6) field goal % (.602); rebounding, 248 (9.5); blocked shots, 114 (4.4), and steals, 37 . . . Since the NCAA officially started keeping blocked shots (1985-86 season), Lewis has been the ACC's top blocker with 77 his sophomore year and 114 last year . . . As a freshman, when blocks weren't officially recognized, he had a league leading 99 which was second best in the nation . . . Officially, he has at least one block in every game he has played, 33 as a soph and 26 last season . . . Also, as a freshman, he had at least one block per game . . . He has started 93 consecutive games . . . As a freshman, he did not start his first 3 games, then was a starter in the final 34 games of his freshman season, then

started all 33 games as a sophomore and the 26 last season . . . Against UMBC last year he set a new ACC record when he came up with his second "Triple-Double" . . . He scored his career high 32 points and had 10 rebounds and 10 blocked shots . . . Earlier in the year vs James Madison, he came up with his then career high points, 29, career high 23 rebounds, and career and Maryland record of 12 blocked shots . . . His 23 rebounds fell short by 3 of the All-Time Maryland record of 26 set by Len Elmore against Wake Forest in 1974 . . . His 12 blocked shots at JMU eclipsed the former record of 11 set in their Convocation Center earlier in the year by Navy's Robinson . . . He was in double figures in 24 of the 26 games, scoring just 2 vs Notre Dame as he left the game early with an injury . . . He had 9 vs Duke in the first game . . . He scored 20 or more points in 13 of the 26 games . . . At one point in the season, he had scored 20 or more in 6 straight games, (22, 22, 27, 29, 25, 24) . . . In 8 games, he rebounded in double figures . . . He was headed for his record breaking third "Triple Double" going into the UMES game, but didn't play the final 7 minutes, going out with 15 points, 10 blocks, and 7 rebounds . . . Thought to be his top game of the season was against North Carolina, 2/14 in Cole, by scoring 26 points (9 of 13 fgs and 8 of 12 fts); 13 rebounds; 6 assists, 2 blocks, and 3 steals in 39 minutes.

Sophomore—The only Maryland player to start all 33 games . . . Averaged 7.9 points per game on 48.5 shooting from the floor and 68.4 percent from the line . . . Grabbed 222 rebounds, second on the team, and averaged 6.7 rebounds per contest, tied for fifth in the

ACC . . . Blocked a team-high 71 shots and did an outstanding job defensively despite constantly being assigned to the opposition's top big man . . . Finished second in the ACC in blocked shots despite covering players usually taller than he . . . Scored in double figures in 13 games, with a career high of 16 against Ohio State and Georgia Tech in Atlanta . . . Reached double figures in rebounds in 10 games with a season high of 12 against Duke (College Park) and at Clemson . . . Had seven blocks vs. North Carolina in Maryland's stunning upset at the Smith Center and against Stanford in the Hawaii Pacific Tournament . . . Had six against Virginia in the regular season finale and against Fairleigh Dickinson . . . Led the Terps in steals with 37 and finished second in minutes played with 1,079.

Freshman—Finished second in the nation and first in the ACC in blocked shots with 99—15 more than the entire opponents' total against Maryland that season . . . Started 34 of 37 games and 34 straight, meaning Lewis has started 67 straight games without a miss . . . Averaged 6.0 points and finished seventh in the ACC with an average of 6.5 rebounds per game, shooting 46.6 percent from the floor and 62.5 percent from the line . . . Set a Terp season record with 122 personal fouls and was disqualified from five games . . . Had 10 blocked shots against Tennessee in the Great Alaska Shootout, and 10 again vs. Towson State . . . Set a personal career high with 14 rebounds against Wake Forest and had a season high 16 points against Duke in the ACC Tournament . . . Was named ACC Rookie of the Week twice, and finished second in ACC Rookie of the Year balloting to Georgia Tech's Duane Ferrell—many felt Lewis deserved the award.

High School—One of the most sought-after players in the country and labeled by coaches as the best defensive player in the nation . . . Was rated as the sixth best prospect in the land by the Knoxville News-Sentinel and was the lone Washington-area player named to the McDonald's 25-man dream team . . . Was selected as the Metro

team's Most Valuable Player in the 11th annual McDonald's Classic at the Capital Centre . . . Was chosen to receive the Mr. Basketball Award by the Washington Touchdown Club and was honored by the Silver Hills Boys and Girls Clubs, receiving the John Wesley Davis memorial "Boy of the Year" award . . . A member of the National Honor Society while at John Carroll and extremely active in school activities.


Spotlight Stat—Blocked an amazing 99 shots as a freshman, placing him second to Navy's David Robinson—four inches taller—in the country. Perhaps even more mind-boggling is that Lewis blocked most of those 99 shots despite serving as an under age, undersized center. Despite his seemingly fragile build and lack of upper body strength, Lewis has never missed a game while at Maryland.

CAREER HIGHS

- 32 points against UMBC (shot 81% from the floor this game), 1986-87
- 23 rebounds against James Madison before a sold out game in Harrisonburg, Virginia, 1986-87
- 12 blocks also against James Madison, 1986-87

CAREER TOTALS

- 992 points scored for an average 10.33 points per game
- 711 rebounds for an average of 7.4 rebounds per game
- 284 blocked shots
- .636 field goal percentage (380-709)
- .666 free throw percentage (231-347)
- Averaged 9.5 rebounds per game, which ranked him second overall in the final ACC season rankings
- #1 Ranked Shot Blocker in the ACC—average of 4.4 blocks a game, closest competitor was Elden Campbell of Clemson with an average of 2.4 blocks a game
- #2 Ranked Shot Blocker in the NATION, only .1 behind leader David Robinson of Navy with a 4.6 average blocks per game
- Ranked 12th in the NATION in field goal percentage, .602
- Was only Maryland player this year to receive ACC Player-of-the-Week Honors
- Has played in all 96 games since joining the team and has consecutively started in the last 89 games
- Had 2 triple doubles (double figures in scoring, rebounding, and block shots) last season against James Madison and UMBC



- Scored in double figures in 24 of 26 games; scored only one point when injured in Notre Dame game on New Years Eve, and 9 vs Duke


- Team Captain last season
- Averaged 35.8 minutes per game.

| | GP | GS | FGM | FGA | Pct. | FTM | FTA | .Pct | Reb. | Asst. | Pts. | Blk. | Avg. |
|---------------|----|----|-----|-----|------|-----|-----|------|------|-------|------|------|------|
| Freshman | 37 | 34 | 88 | 189 | .466 | 45 | 72 | .625 | 241 | 33 | 221 | 99 | 6.0 |
| Sophomore | 33 | 33 | 97 | 200 | .485 | 67 | 98 | .684 | 222 | 28 | 261 | 71 | 7.9 |
| Junior | 26 | 26 | 195 | 324 | .602 | 119 | 177 | .672 | 248 | 50 | 510 | 114 | 19.6 |
| Totals | 96 | 93 | 380 | 713 | .547 | 231 | 347 | .666 | 711 | 111 | 992 | 284 | 10.2 |

DAVE DICKERSON

23

Junior/Forward
6-6, 200, DOB: 3-29-1967
Olar High
Denmark, S.C.



One of the five Terrapin "ironmen" who started all 26 games last season at forward . . . played 858 minutes, third most for the team . . . Has excellent jumping abilities . . . Took down second team high 145 rebounds, 47 offense and 98 defense (5.6) . . . plays tough defense . . . Has good speed and quickness and standout inside moves . . . Had 10 blocked shots . . . His 8.3 scoring mark, 216 points, was fourth best on the team . . . Scored in double figures in 11 of 26 games . . . Scored season high and career high 18 points against Duke in Durham as he hit 8 of 9 shots from the floor and 2 for 2 from the line . . . Also had 6 rebounds while playing the entire 40 minutes of the game . . . A 72% foul shooter and 51% from the floor, second best of the starters . . . Had a pair of 15-point games, Winthrop and Clemson, and two 14-point efforts, Clemson and North Carolina . . . Game high rebounding was 10 vs Central Florida.

Freshman—Saw limited duty, playing in 15 games and 112 minutes . . . Scored 32 points and had 22 rebounds, with season highs of 9 points at Clemson and 5 rebounds against UMES . . . Most extensive day of duty came before family and friends at Clemson, when he got season-high point total and added three rebounds, four assists and one block . . . Despite limited playing time, showed good court sense and the ability to get up and down the floor . . . Shot 44 percent from the floor (11 of 25) and 77 percent from the line (10 of 13) . . . 1985-86 average of 2.1 points per game ranks him fourth among returning scorers.

High School—A first-team All-State selection who was named MVP of South

Carolina's annual North-South All-Star Game . . . Averaged 20 points and 12 rebounds per game as a senior . . . Named MVP of his conference and led Olar High to the 5A Conference Championship as a junior and senior . . . Played quarterback and safety for the Olar High football team . . . Received the prestigious Computer Science Award from Olar as a senior.


CAREER TOTALS

.503 field goal percentage, 97 of 193
.730 free throw percentage, 54 of 74
248 points
167 rebounds


- Started in all 26 contests last year.
- Scored in double figures 11 times last season.
- Shot at least 50% in 16 games.
- Second leading rebounder on team with 145 rebounds, average of 5.6 rebounds per game.

CAREER HIGHS

- 18 points against Duke in Durham last season
- 10 rebounds against Central Florida, 1986-87
- 7 assists against UMES last year



| | GP | GS | FGM | FGA | Pct. | FTM | FTA | .Pct | Reb. | Asst. | Pts. | Avg. |
|---------------|-----------|-----------|-----------|------------|-------------|-----------|-----------|-------------|------------|-----------|------------|------------|
| Freshman | 15 | 0 | 11 | 25 | .440 | 10 | 13 | .769 | 22 | 7 | 32 | 2.1 |
| Sophomore | 26 | 26 | 86 | 168 | .512 | 44 | 61 | .721 | 145 | 48 | 216 | 8.3 |
| Totals | 41 | 26 | 97 | 193 | .503 | 54 | 74 | .729 | 167 | 55 | 248 | 6.0 |




3

KEITH GATLIN

Senior/Guard
 6-5 170, DOB: 12-23-1964
 D.H. Conley High
 Grimesland, N.C.

With three outstanding years for the Terps, the highly recruited Gatlin achieved the reputation as one of the nation's finest guards . . . His return will give the team valuable depth at the guard spot . . . The much heralded Gatlin came to Maryland after he was selected as the state of North Carolina's "Player of the Year" . . . He holds the single game, season, and career assist record for the Terps . . . His single game record 13 assists came vs Virginia, 1/30/86, his junior year . . . His season record breaking mark came as a sophomore when he dished off 221 . . . He broke the career/mark of 178 set by John Lucas during the 1974-75 season . . . The new assist career record, 573, was made when he had 204 his junior year . . . He actually set the record 2/20/86 vs North Carolina in the "Dean Dome" as he assisted Len Bias for a slam-dunk goal . . . This gave him his 515th assist for the new career record . . . He then went on to add 58 for the present record of 573 . . . His 326 points (10.2) was second high his junior year . . . He scored in double figures in 19 of the 32 games played, with a high of 20 vs Northeastern . . . Keith, as a sophomore, tied a Terp single game record for most consecutive field goals, 10, as he hit 14 of 15 vs Clemson his soph year, 2/17/86 . . . He was 5 of 6 the first half, making the first 4, missing the 5th, and hitting the 6th . . . He was successful on all 9 attempts the second half . . . This tied the Terps' Barry Yates who hit 10 straight vs Miami (Fla.), December, 1970. His 28 points vs Clemson, also 2/17, was his career and single game high . . . In his three years, he has started 74 of 101 games, 35 of



37 his sophomore year and 30 of 32 his junior year . . . He is an excellent free throw shooter, hitting .802% during the three years . . . At D.H. Conley High School, he scored a career high of 1612 points with a single game high of 38 points . . . As a senior, he averaged 25 a game . . . He played in the McDonald's All-Star game in Atlanta and the McDonald's Capital Classic at the Capital Center in Maryland.

CAREER HIGHS

- 28 points vs Clemson, hitting 14 of 15 shots, 2/17/85, at Clemson.
- 7 rebounds vs Pepperdine, 3/14/86, in NCAA Tournament
- 13 assists vs Virginia, 1/30/85 at Cole—new single game career record

CAREER TOTALS

- 101 games played with 74 starts
- 830 points scored for 8.2 average
- 573 assists for 5.7 average (221 sophomore year—new career Terp record)
- .492 field goal %—.802 free throw %

- Set new MARYLAND CAREER ASSIST RECORD by dishing out 7 assists at North Carolina February, 1986. Keith went on to dish out 204 assists his junior year for a career total of 573, 59 more than John Lucas' career record of 514.
- Also set a new MARYLAND SEASON ASSIST RECORD his junior year, when he had 10 assists against Wake Forest. Keith had 221 which broke a 10 year old record also held by John Lucas.
- Another new record includes the MARYLAND SINGLE ASSIST RECORD, 13, which he had against Virginia, 1985-86.
- Keith tied a MARYLAND SINGLE GAME RECORD for MOST CONSECUTIVE FIELD GOALS, 10, as Keith, as a sophomore, hit 14 of 15 (93%) against Clemson at "The Tiger's Den."

| | GP | GS | FGM | FGA | Pct. | FTM | FTA | .Pct | Reb. | Asst. | Pts. | Avg. |
|---------------|------------|-----------|------------|------------|-------------|------------|------------|-------------|------------|------------|------------|------------|
| Freshman | 32 | 9 | 75 | 154 | .487 | 48 | 63 | .761 | 52 | 148 | 198 | 6.2 |
| Sophomore | 37 | 35 | 128 | 249 | .514 | 50 | 58 | .862 | 70 | 221 | 306 | 8.3 |
| Junior | 32 | 30 | 143 | 301 | .491 | 40 | 51 | .784 | 86 | 204 | 326 | 10.2 |
| Totals | 101 | 74 | 346 | 704 | .492 | 138 | 172 | .802 | 208 | 573 | 830 | 8.2 |



STEVE HOOD

44

Sophomore/Forward-Guard
 6-6, 170, DOB: 4-4-1968
 DeMatha High,
 Hyattsville, Md.

A product of DeMatha High School where he earned All-America recognition and considered one of the top players in the country, Hood made an immediate impact at College Park . . . Gained one of the forward starting jobs and started all 26 games . . . His outstanding play labels him as one of the future top players in the ACC . . . His 14.2 scoring average was tops for ACC rookies at the conclusion of the ACC tournament . . . He finished as the 11th leading ACC scorer . . . The 14.2 mark was second high for the Terps to Lewis . . . Hood hit for double figures in 19 of the 26 games . . . He scored 20 or more points in 7 games, including 21 in the ACC tournament as he led the Terps in that game . . . At the beginning of the season, he scored in double figures 7 straight games, the third through the ninth game . . . He has another string of 7 consecutive doubles the last 7 games of the season . . . He saved his season and career high scoring game to the final regular season game at Virginia, getting 27, 8 of 13 from the field and 6 of 6 from the line . . . He had 22 points, 3 times . . . Led the team scoring in 6 games . . . Second on the team in steals, 23 . . . Hit 35 of 80 three-point efforts, 43.8%, for 7th ACC ranking . . . Second highest playing time on team, 897 minutes . . . Failed to score a point for the first time in his life vs Georgia Tech, 2/1, going 0-2 in the 28 minutes he played . . . Can also play guard.

High School—Climbed well up most All-America lists with an outstanding senior year . . . By season's end, was considered one of the top 25 players in the country . . . Some publications had him listed among the top 15 . . . Was selected to McDonald's pres-

tigious Dream Team, a listing of the top 25 players in the nation . . . Averaged 21 points, 8 rebounds and 3 blocked shots per game as a senior, shooting 57 percent from the field and 83 percent from the line . . . Named MVP at highly regarded 5 Star Basketball Camp in Pittsburgh after his junior year . . . Had 17 points for the Capital All-Stars vs. the U.S. Stars in April's Capital Classic at Cole Field House . . . All-Metro choice and Player of the Year as a senior, with All-Metro, All-State and All-County honors as a junior.

CAREER HIGHS

27 points against Virginia in Charlottesville; leading scorer for either team for that game

9 rebounds against Fairleigh Dickinson
 5 assists also against Virginia in Charlottesville

- Started in all 26 games.
- Played 897 minutes, averaging 34.5 minutes per game.
- Scored in double figures 19 times; scoring twenty or more 7 times.
- Was ACC Rookie of the Week once.
- Averaged 14.2 points a game, #11 in the ACC—led ACC Rookies at the conclusion of the ACC Tournament.
- Averaged 43.8% made three-point field goals, Ranked 7th in the ACC.
- Third leading rebounder on the team.





| | GP | GS | FGM | FGA | Pct. | FTM | FTA | .Pct | Reb. | Asst. | Pts. | Avg. |
|----------|----|----|-----|-----|------|-----|-----|------|------|-------|------|------|
| Freshman | 26 | 26 | 136 | 290 | .469 | 62 | 95 | .653 | 101 | 56 | 369 | 14.2 |

JOHN JOHNSON

21

Junior/Guard
 6-4, 175, DOB: 3-11-1967
 Bearden High
 Knoxville, Tenn.



Shocked his hometown and the University of Tennessee when he opted to attend Maryland . . . Maryland fans and coaches are happy he did . . . An exciting player . . . A dangerous offensive player who can burn opponents both inside and outside . . . His quickness allows him to evade opponents and drive the baseline for layups, one of his favorites . . . A fine floor leader and is a most respected defensive player . . . Another who started all 26 games . . . Has the potential to be among Terrapin leading scorers . . . Jumps very well and the height he attains makes his jump shot a specialty . . . His free throw % of .796 (82 of 103) ranked 8th best in the ACC . . . An important assist player as he dished off 85, second tops on the team . . . His 10.9 scoring average (282 points) was third high . . . In his season game high and career high 25 points vs Fairleigh Dickinson, Johnson hit for his career best 12 of 13 from the lane and 6 of 10 from the field . . . In the season opener against Winthrop, he picked up 10 assists, his game and career high . . . He scored in double figures 14 games of the 26 . . . his second best scoring effort came in the second game vs Georgia Tech, 20 points . . . He connected on 20 of 55 three point tries (.364), third best for the team . . . Averaged 30 minutes a game.


CAREER HIGHS

- 25 points scored in second game of season against Fairleigh Dickinson, 1986-87
- 5 rebounds in games against Notre Dame, Bucknell, and North Carolina (H), 1986-87
- 10 assists in opening game win over Winthrop, 1986-87


CAREER TOTALS

- 57 games played, all 26 games last season—missed three his freshman year
- 463 points scored for an average of 8.27 points per game
- 120 assists

- Has started in 34 games in his career at Maryland, all 26 last season.
- Has scored in double figures 14 times last year, 23 times in his career.
- Averaged 10.9 points per game last season, ranked 27th in the ACC.
- #7 Ranked in the ACC in free throw percentage, .796, 1986-87.



| | GP | GS | FGM | FGA | Pct. | FTM | FTA | .Pct | Reb. | Asst. | Pts. | Avg. |
|---------------|-----------|-----------|------------|------------|-------------|------------|------------|-------------|-----------|------------|------------|------------|
| Freshman | 31 | 8 | 69 | 138 | .500 | 43 | 67 | .642 | 29 | 35 | 181 | 5.8 |
| Sophomore | 26 | 26 | 90 | 201 | .448 | 82 | 103 | .796 | 66 | 85 | 282 | 10.9 |
| Totals | 57 | 34 | 159 | 339 | .468 | 125 | 170 | .735 | 95 | 120 | 463 | 8.1 |



10

MARK KARVER

Sophomore/Forward
 6-7, 200, DOB: 5-3-1968
 Bethesda Chevy Chase High
 Kensington, Md.

Made a big contribution as the first replacement playing in the front court . . . Saw action in 23 games, 181 minutes . . . Made a fine impression and displayed he will provide very adequate depth for this year's team . . . Can play guard also . . . He hustles constantly and plays an aggressive type game . . . Good quickness, fine ballhandler and a good outside shooter . . . His game high scoring was 13 vs UMES as he hit 6 of 6 from the floor . . . Had excellent shooting figures with 10 of 25 from the floor, .543%, and 14 of 16 from the line, .875% . . . Hit 3 of 6 three-pointers . . . Had 3 blocks . . . His 55 points scored gave him a 2.4 average per game . . . Had but 19 turnovers.

High School—An honorable mention All-America choice whom some scouts rated on the same level as Terp teammate Steve Hood . . . An All-Metro selection by both the Washington Post and Washington Times . . . All-Montgomery County as well . . . Becomes first Montgomery County recruit to join Terps since Blair High's Brian Magid attended Maryland 10 years ago . . . Averaged 20 points, 9 rebounds and 6 assists per game, shooting 55 percent from the floor and 83 percent from the line as a senior . . . Hit 45-foot shot at the buzzer his senior year to give Chevy Chase the Class AA Regional title, then led CC to overall 2A Maryland state crown . . . Late father was a standout at nearby George Washington University.



CAREER HIGHS

- 13 points in home game against UMES
- 6 rebounds also in game against UMES
- 4 assists against UMES
- Played in 23 games.
- Played 181 minutes, averaging 7.9 minutes per game.
- Shot 54.2% from the field, 19 of 35.
- Shot 87.5% from the free throw line, 14 of 16.
- Scored 55 points averaging 2.4 points per game.

| | GP | GS | FGM | FGA | Pct. | FTM | FTA | .Pct | Reb. | Asst. | Pts. | Avg. |
|----------|----|----|-----|-----|------|-----|-----|------|------|-------|------|------|
| Freshman | 23 | 0 | 19 | 35 | .543 | 14 | 16 | .875 | 25 | 16 | 55 | 2.4 |

MITCH KASOFF

5

Sophomore/Guard
6-1, 175, DOB: 1-9-1968
Pikesville High
Pikesville, Md.




A walk-on candidate last year . . . Gave the team an excellent hardworking, hustling practice player . . . Has good range, with a fine jump shot . . . Played in 7 games, 12 minutes . . . In the next-to-last regular season game vs UMES, 2/27, he scored his game high of 7 points, in his game high 4 minutes playing time . . . He also scored in the Notre Dame and Wake Forest games . . . shot 50% from the field, 5 of 10 . . . Hit 1 of 3 three-pointers.

High School—One of few players from Baltimore County with ability to attempt Division I basketball . . . Led state in scoring as a junior (28.7); although average dropped to 24 points per game as a senior, his shooting percentage, rebounds and assists all went up . . . A first-team All-American selection by the New York Jewish Post & Opinion . . . All-Metro pick by the Baltimore Sun . . . A two-time All-County selection . . . Led Pikesville High to Class A/Region IV title as a junior . . . Reigns as all-time leading scorer in Pikesville history (1,614 points) . . . High game was 46 vs. Owings Mills . . . Broke career and game scoring records held by brother Eddie, who played basketball and football at Johns Hopkins.

CAREER HIGHS

7 points in final home game against UMES
2 rebounds also in game against UMES.

- Played in 7 games, averaging 1.7 minutes a game.
- One of three walk-ons on 1986-87 squad.
- Shot 50% from the field, 5 of 10.




| | GP | GS | FGM | FGA | Pct. | FTM | FTA | .Pct | Reb. | Asst. | Pts. | Avg. |
|----------|----|----|-----|-----|------|-----|-----|------|------|-------|------|------|
| Freshman | 7 | 0 | 5 | 10 | .500 | 0 | 1 | .000 | 2 | 1 | 11 | 1.6 |

TONY MASSENBURG

25

Sophomore/Center
 6-9, 210, DOB: 7-13-1967
 Sussex Central
 Sussex, Virginia



Massenbourg will be an important addition to the team at the center position, the spot hopefully vacated by Derrick Lewis, and given to a battle between the 6-9 Massenbourg and 6-10 freshman, Brian Williams . . . The Terps have not had a true center in recent years . . . Massenbourg has worked exceptionally hard to help contribute . . . He has super strength that will make him be a power under the basket . . . Has great rebounding potential with his size and strength . . . Will be an intimidator . . . Can be top scorer, also, with a good shooting touch . . . Tony has a good quickness, runs the floor well and is a tremendous jumper . . . Has excessive aggressiveness . . . Played center at Sussex Central, and had a 17.5 ppg, 12 rebounds and 5 blocked shots his senior year . . . He was two-time All-District; two-time All-Region; first team All-State, Associated Press, the Richmond Times-Dispatch, and USA Today . . . A member of the United States All-Stars team that played in the Albert Schweitzer International Youth games in Mannheim, West Germany . . . A nominee to the McDonald All-Star team . . . Lettered in football as a tight end and safety and also in track as a hurdler and high jump star.

CAREER HIGHS

- 29 games played
- 14 points against Towson State
- 9 rebounds against Randolph-Macon
- Started 8 games and averaged 12.0 minutes per game.
- Was third center to ever start as a freshman under Coach Driesell.
- Shot 50% (26 of 28) from the field and 56% (27-48) from the line.




| | GP | GS | FGM | FGA | Pct. | FTM | FTA | .Pct | Reb. | Asst. | Pts. | Avg. |
|----------|----|----|-----|-----|------|-----|-----|------|------|-------|------|------|
| Freshman | 29 | 8 | 28 | 56 | .500 | 27 | 48 | .563 | 60 | 0 | 83 | 2.9 |

TEYON McCOY

11

Sophomore/Guard
6-1, 170, DOB: 11-4-1967
Bishop Noll High
Hammond, Ind.



The four-year starter and two-time captain at Bishop Noll, the highly recruited McCoy was a finalist for the coveted "Mr. Basketball" honors in the state of Indiana his senior year . . . Started all 26 games last year, quarterbacking the Terps' offense as point guard . . . His quickness and superb ball-handling for a freshman brought superlatives from the opponents and the fans . . . an exciting player as the floor leader . . . does an excellent job breaking the press . . . Was twice honored as "ACC Rookie of the Week" . . . Excellent jump shooter . . . Led the team in three-point plays, 36 of 80, 450%, fifth best in the ACC . . . Led the team in assists, 4.3 per game 111, good for eighth in the ACC . . . His game high was 8 vs UMBC . . . He dished off 7, four times . . . Scored in double figures in 8 games . . . His high was 18 vs Georgia Tech, 2/10 . . . Best free throw game was 7 of 8 vs Bucknell, 1/19 . . . Teyon was an All-ACC Honor Student his freshman year . . . High School—Ranked among the 50 top players in the nation on several noted prep lists as a senior . . . Averaged 23.1 points, 3 steals and 3 assists per game despite marginal supporting cast at Bishop Noll, setting school records for most points in a game (43) and field goals in a game (21) . . . Averaged 18.1 points per game as a junior . . . Was a four-year starter and two-time team captain at Bishop Noll . . . Participated in the McDonalds Capital Classic and Kentucky Derby Festival . . . Three-time All-Conference and All-Area selection.

CAREER HIGHS


- 18 points against Georgia Tech at Cole Field House
- 4 rebounds against Bucknell
- 8 assists against UMBC
- Started in all 26 games.
- Led team in three-pointers, 36 of 80 for a percentage of .450—5th Ranked in the ACC.
- Averaged 7.4 points a game.
- Handed out 111 assists, #8 in the ACC.
- Was named ACC Rookie of the Week **TWICE.**

| | GP | GS | FGM | FGA | Pct. | FTM | FTA | .Pct | Reb. | Asst. | Pts. | Avg. |
|----------|----|----|-----|-----|------|-----|-----|------|------|-------|------|------|
| Freshman | 26 | 26 | 65 | 143 | .455 | 27 | 37 | .730 | 49 | 111 | 193 | 7.4 |

GREG NARED

22

Junior/Guard
6-4, 190, DOB: 5-7-1966
Wilmington High
Wilmington, Ohio



ball, making several honorable mention lists in both sports . . . Helped Wilmington to the conference championship as a junior . . . Captained the South in Ohio's annual North-South All-Star Game in basketball.

CAREER TOTALS

- 32 games played
- .486 field goal percentage, 17 of 35
- .591 free throw percentage, 13 of 22
- 50 points for an average of 1.6 points per game
- 38 assists for an average of 1.2 assists per game
- Played an average of 10.3 minutes per game.
- Shot 50% from the three-point field goal range, 3 of 6.
- Scored all nine points in career high game from the free throw line, 9 of 10.

CAREER HIGHS

- 9 points against James Madison in Harrisburg, 1986-87
- 5 rebounds against Wake Forest in Winston-Salem, 1986-87
- 4 assists in games against Clemson, at Littlejohn, and Georgia Tech, at Cole; both, 1986-87

As the first guard replacement coming into the game, Nared would come in to nag the opponent with his aggressive defensive play . . . Went from playing 46 minutes as a freshman to 247 last season, 10.3 per game . . . Had high playing time, 25 minutes, vs Clemson, 1/17 . . . Adds most adequate depth to the Terps' guard collection . . . Had his game and career high of 9 points vs James Madison with all 9 points coming on a 9 of 10 effort from the line . . . He passed off for 4 assists against Clemson and Georgia Tech . . . In 3 games, he dished off 3 . . . Came up with 5 rebounds vs Wake Forest, 2/2 . . . Shot 50% from the three-point field goal range, 3 of 6.


Freshman—Played in seven games, scoring six points and grabbing five rebounds in 46 minutes . . . Hit 3 of 8 shots from the floor and added three assists . . . Longest stints of the season came against Duke and Clemson, when he played 14 minutes apiece . . . Made 2 of 3 shots from the field and assisted on one basket against Duke; missed both shots he attempted but had one assist against Clemson . . . Had two assists in 6 minutes against UMES . . . Had three rebounds against Randolph-Macon.

High School—A four-year letterman in both basketball and football at Wilmington High . . . Outstanding quarterback who was recruited heavily by Ohio State, among others . . . An All-State selection in both sports as a senior . . . Listed as a "Who's Who" among American High School Students . . . A Student Council representative as a senior . . . Broke Wilmington High season assist record as a freshman, then broke the career mark as a sophomore . . . A preseason All-America in football and basket-



| | GP | GS | FGM | FGA | Pct. | FTM | FTA | .Pct | Reb. | Asst. | Pts. | Avg. |
|---------------|-----------|----------|-----------|-----------|-------------|-----------|-----------|-------------|-----------|-----------|-----------|------------|
| Freshman | 7 | 0 | 3 | 8 | .375 | 0 | 3 | .000 | 5 | 3 | 6 | 0.9 |
| Sophomore | 25 | 0 | 14 | 27 | .519 | 13 | 19 | .684 | 24 | 35 | 44 | 1.8 |
| Totals | 32 | 0 | 17 | 35 | .486 | 13 | 22 | .590 | 29 | 38 | 50 | 1.6 |

The Newcomers



12

RUDY ARCHER

Junior/Guard
6-1, 170, DOB: 8-24-1966
Southwestern High —
Allegany CC
Baltimore, Md.

At Allegany CC—Freshman Year

Scored 501 points, 13.5 ppg; hit 50.4% from the floor; 67.7 from the line; 466 assists; 128 steals; 133 rebounds; 14 blocks.

Sophomore Year—Scored 722 points, 18.5 ppg; hit 53.9 from the floor; 67.4 from the line; 559 assists; 137 steals; 144 rebounds; 10 blocks.

Two-Year Totals—Scored 1223 points; 16.0 ppg; hit 52% from the floor; 67.5 from the line; 1025 assists; 265 steals; 277 rebounds; 24 blocks. Scored 81 of 195 three-point goals.


Honors Won—Freshman Year—2nd Team All-American; MVP Maryland JUCO Tournament; First team All-Tournament team in the National JUCO Tournament.

Sophomore Year—First Team All-American; MVP, Region XX Tournament; Winner of the Dapper Dan Award.

Records Broken—Sophomore Year—Most assists in a game; 22 vs Dundalk . . . Season record for assists, 559 . . . Career Records—265 steals, 1025 assists.

Junior college All-American Archer was at Baltimore's City Hall as Mayor Clarence "Du" Burns was trying to convince him to attend Maryland . . . "Miss Baltimore" was also with the Mayor . . . Finally, after Burns had exhausted himself, the 6-1 passing wizard, considered the best new Division I point guard prospect in the country, offered the Mayor the final touch by announcing that he had already signed with Coach Wade the day before . . . Archer was at City Hall to receive a key to the city and a mayoral proclamation making it "Rudy Archer Day" . . . He also received a resolution from the City Council for the positive image he has presented of the city through his play at Allegany . . . He was the most-sought after point guard in the nation, according to Eastern Basketball magazine . . . Howard Garfinkel, the basketball guru who runs the popular Five Star camps said after Archer's signing, "now that gives Maryland the best point guard in the country and the best big man," referring to Archer and Brian Williams, the 6-10 high school All-American from Santa Monica, CA . . . His coming to Maryland is the first by a Baltimorean since Wade, then the Dunbar coach, sent Ernie Graham to the Terps ten years ago . . . Archer had narrowed his choice to Maryland, Ohio State and Nevada-Las Vegas . . . At Southwestern, he was named the team's MVP and was a first team All-Met selection.





43

CEDRIC LEWIS

Freshman/Forward
6-9, 200, DOB: 9-24-1969
John Carroll High School
Temple Hills, Maryland


gives the Terps the nation's leading collegiate shot blocker returning this year, Derrick, and the 1-2 high school shot blockers last year . . . Along with his shot blocking skill, Cedric is an excellent scorer and has outstanding rebounding abilities . . . Will contribute greatly and immediately, giving outstanding depth at the forward spot.

Played center his last three years for DC's John Carroll High School.


For his senior year, he averaged 17 ppg, nine rebounds, and 15 blocked shots. His single game high was 25 points, 15 rebounds and 15 blocked shots.

Selected to play in last springs' Capital Classic for the area All-Stars vs the United States All-Stars.

Named to the All-Metropolitan second teams.



There was a lot of speculation whether or not the talented Cedric would join his brother Derrick as a Terrapin . . . The high scoring and premier shot blocker, following intensive recruiting, signed last spring . . . Derrick said he knew it all along that Cedric would become a Terp . . . His signing came a week before now teammate Brian Williams decided on Maryland . . . Cedric was rated as the No. 1 shot blocker in the nation last year . . . This



30

RODNEY WALKER

Junior/Forward
6-9, 250, DOB: 9-3-1966
Cardinal Gibbons High,
Baltimore, Md.

again in the Brown game . . . Had 103 points . . . Was first team All-Catholic and All-Metro . . . A McDonald's All-American . . . At Cardinal Gibbons High, Walker averaged 23.1 points and 8.9 rebounds . . . His great size will give the Terps a great deal more inside power and strength . . . Wade scored 1150 points and had 603 rebounds in two years . . . Blocked 84 shots as a senior . . . Wade was most pleased that Walker decided to come to Maryland.


Transferred to Maryland from Syracuse following last year's first semester . . . Will be able to play for the Terps at the end of this fall semester, which would be the South Carolina game December 28 . . . In the early games for the Orangemen last fall, he played sparingly, seeing action in four games and scoring 14 points and had 7 rebounds . . . In his freshman year, he played in 31 games and saw action in the front court . . . His scoring high was 15 points in NCAA tourney game against Brown . . . His rebound high was 9, vs Utica in the season opener and




BRIAN WILLIAMS

24

Freshman/Center
6-10, 210, DOB: 4-6-1969
St. Monica's High
Santa Monica, California



campus style and the setting making it a really nice campus . . . Also, he said he liked the idea of playing in the ACC . . . Williams' father Gene is a member of the singing group, the Platters . . . An original member, he has been with the group for more than 30 years.



It was not until his senior year that the college recruiters decided that Williams had developed into one of the top three centers in the country . . . They talked so much about the lefthanded shot blocker extraordinaire, he became one of the most highly sought after players in the recruiting efforts of the nation's coaches . . . The Sporting News ranked him as the nation's number one center out of high school last year . . . He was rated as the No. 2 high school shot blocker in the nation, behind now teammate and freshman Cedric Lewis . . . Defensive skills exceptional . . . His final college selection decision came down to Temple and Maryland . . . He said he liked the older

All-American center at St. Monica High School, Santa Monica, California.

His senior year, he averaged 17.3 points per game; shot .577% field goals; .639% free throws; 12.7 rebounds; 9.1 blocked shots; 2.5 steals; 2.1 assists.

First team McDonald's All-American; First team All-State; First team All-League; First team All-California Interscholastic Federation.

Selected to the 12-man team for the USA Junior National team that participated in the III FIBA World Championship for Junior Men played in Bormio, Italy last August.

He played in 6 of the 7 games. Scored 25 points (4.2) while playing 56 minutes. He hit 10 of 19 from the floor; 5 of 11 from the line; had 25 rebounds, four offense and 21 defense.

Played for the West All-Stars in the McDonald's East-West All-America classic in Philadelphia's Spectrum last spring.

Played in the annual Dapper Dan All-Star classic in Pittsburgh.



Individual Game Stats of Returning Players

1986-87

DAVE DICKERSON

| | Min. | FGA-FGM | FTA-FTM | Pts. | Reb. | Turn. | Steals | Asst. | Blk. |
|---------------------|------------|---------------|--------------|------------|------------|-----------|-----------|-----------|-----------|
| Winthrop | 26 | 6-5 | 6-5 | 15 | 5 | 0 | 0 | 0 | 0 |
| Fairleigh Dickinson | 25 | 6-4 | 2-1 | 9 | 7 | 1 | 0 | 0 | 0 |
| Notre Dame | 26 | 4-1 | 2-2 | 4 | 3 | 2 | 0 | 0 | 1 |
| NC State | 39 | 10-3 | 2-2 | 8 | 6 | 1 | 0 | 2 | 0 |
| Towson State | 34 | 7-6 | 0-0 | 12 | 6 | 2 | 0 | 0 | 0 |
| North Carolina | 24 | 4-2 | 0-0 | 4 | 6 | 2 | 0 | 0 | 0 |
| Virginia | 34 | 3-1 | 2-2 | 4 | 4 | 5 | 1 | 2 | 1 |
| Duke | 34 | 7-2 | 3-1 | 5 | 6 | 2 | 1 | 0 | 0 |
| Clemson | 39 | 10-5 | 6-5 | 15 | 4 | 1 | 1 | 0 | 0 |
| Bucknell | 36 | 10-5 | 1-0 | 10 | 6 | 1 | 1 | 2 | 2 |
| West Virginia | 40 | 8-2 | 2-2 | 6 | 4 | 1 | 1 | 1 | 0 |
| Old Dominion | 31 | 5-1 | 4-3 | 5 | 3 | 3 | 0 | 2 | 0 |
| James Madison | 33 | 4-1 | 0-0 | 2 | 6 | 3 | 0 | 0 | 2 |
| Georgia Tech | 31 | 4-2 | 0-0 | 4 | 3 | 4 | 1 | 1 | 0 |
| Wake Forest | 21 | 2-1 | 0-0 | 2 | 4 | 1 | 1 | 2 | 0 |
| Clemson | 39 | 11-5 | 4-4 | 14 | 4 | 1 | 1 | 2 | 1 |
| Duke | 40 | 9-8 | 2-2 | 18 | 6 | 4 | 1 | 4 | 0 |
| Georgia Tech | 27 | 1-1 | 0-0 | 2 | 0 | 1 | 0 | 3 | 0 |
| North Carolina | 39 | 9-5 | 5-4 | 14 | 7 | 2 | 1 | 3 | 0 |
| Central Florida | 28 | 5-3 | 2-2 | 8 | 10 | 1 | 1 | 2 | 1 |
| UMBC | 40 | 8-4 | 2-1 | 9 | 9 | 0 | 0 | 4 | 1 |
| Wake Forest | 39 | 8-5 | 1-0 | 10 | 7 | 3 | 0 | 1 | 0 |
| NC State | 39 | 6-1 | 2-1 | 3 | 9 | 4 | 1 | 3 | 0 |
| UMES | 22 | 7-6 | 4-1 | 13 | 6 | 1 | 0 | 7 | 1 |
| Virginia | 39 | 7-3 | 5-4 | 10 | 6 | 1 | 1 | 3 | 0 |
| North Carolina | 33 | 7-4 | 4-2 | 10 | 8 | 1 | 0 | 4 | 0 |
| TOTALS | 858 | 168-86 | 61-44 | 216 | 145 | 48 | 13 | 48 | 10 |

DERRICK LEWIS

| | Min. | FGA-FGM | FTA-FTM | Pts. | Reb. | Turn. | Steals | Asst. | Blk. |
|---------------------|------------|----------------|----------------|------------|------------|-----------|-----------|-----------|------------|
| Winthrop | 35 | 11-8 | 11-7 | 23 | 9 | 2 | 2 | 1 | 4 |
| Fairleigh Dickinson | 31 | 9-7 | 4-2 | 16 | 4 | 1 | 1 | 0 | 3 |
| Notre Dame | 14 | 4-3 | 0-0 | 2 | 2 | 0 | 0 | 0 | 1 |
| NC State | 37 | 8-4 | 4-1 | 11 | 5 | 2 | 0 | 1 | 2 |
| Towson State | 39 | 11-8 | 16-9 | 25 | 15 | 1 | 2 | 1 | 6 |
| North Carolina | 34 | 12-7 | 4-2 | 16 | 6 | 4 | 4 | 1 | 2 |
| Virginia | 36 | 15-9 | 2-1 | 20 | 9 | 4 | 0 | 2 | 3 |
| Duke | 35 | 11-2 | 8-5 | 9 | 9 | 2 | 2 | 1 | 6 |
| Clemson | 40 | 10-7 | 2-1 | 15 | 13 | 5 | 0 | 0 | 3 |
| Bucknell | 35 | 12-9 | 4-4 | 22 | 9 | 1 | 2 | 1 | 6 |
| West Virginia | 39 | 14-7 | 10-8 | 22 | 17 | 4 | 2 | 2 | 6 |
| Old Dominion | 34 | 16-10 | 9-7 | 27 | 11 | 2 | 1 | 0 | 4 |
| James Madison | 39 | 18-10 | 11-9 | 29 | 23 | 0 | 2 | 1 | 12 |
| Georgia Tech | 39 | 17-8 | 9-9 | 25 | 7 | 2 | 3 | 1 | 3 |
| Wake Forest | 39 | 13-8 | 11-8 | 24 | 6 | 3 | 1 | 1 | 3 |
| Clemson | 38 | 10-7 | 7-4 | 18 | 7 | 2 | 1 | 2 | 5 |
| Duke | 31 | 10-4 | 4-3 | 11 | 7 | 1 | 0 | 2 | 2 |
| Georgia Tech | 39 | 11-7 | 8-4 | 18 | 10 | 3 | 3 | 1 | 6 |
| North Carolina | 39 | 13-9 | 12-8 | 26 | 13 | 3 | 3 | 6 | 2 |
| Central Florida | 32 | 11-7 | 5-4 | 18 | 8 | 2 | 1 | 5 | 6 |
| UMBC | 40 | 16-13 | 9-6 | 32 | 10 | 4 | 1 | 4 | 10 |
| Wake Forest | 39 | 18-11 | 10-6 | 28 | 15 | 5 | 2 | 3 | 5 |
| NC State | 37 | 20-13 | 2-0 | 26 | 10 | 5 | 1 | 3 | 3 |
| UMES | 32 | 9-6 | 8-3 | 15 | 7 | 3 | 3 | 5 | 10 |
| Virginia | 40 | 14-7 | 4-3 | 17 | 12 | 3 | 1 | 2 | 1 |
| North Carolina | 39 | 11-6 | 3-3 | 15 | 4 | 5 | 0 | 4 | 0 |
| TOTALS | 932 | 324-195 | 177-119 | 510 | 248 | 69 | 38 | 50 | 114 |

STEVE HOOD

| | Min. | FGA-FGM | FTA-FTM | Pts. | Reb. | Turn. | Steals | Asst. | Blk. |
|---------------------|------------|----------------|--------------|------------|------------|-----------|-----------|-----------|----------|
| Winthrop | 36 | 10-4 | 4-2 | 11 | 6 | 2 | 0 | 3 | 0 |
| Fairleigh Dickinson | 37 | 10-4 | 3-0 | 8 | 9 | 6 | 0 | 4 | 0 |
| Notre Dame | 38 | 9-4 | 6-4 | 13 | 5 | 1 | 1 | 2 | 0 |
| NC State | 38 | 11-7 | 2-1 | 17 | 5 | 4 | 0 | 0 | 0 |
| Towson State | 39 | 14-6 | 10-5 | 19 | 5 | 4 | 1 | 1 | 1 |
| North Carolina | 34 | 12-6 | 5-3 | 15 | 3 | 3 | 0 | 2 | 1 |
| Virginia | 37 | 12-5 | 0-0 | 11 | 4 | 3 | 1 | 4 | 0 |
| Duke | 32 | 16-9 | 5-2 | 22 | 5 | 5 | 4 | 1 | 0 |
| Clemson | 40 | 18-8 | 0-0 | 20 | 3 | 3 | 1 | 4 | 0 |
| Bucknell | 33 | 11-1 | 6-5 | 7 | 2 | 3 | 2 | 1 | 0 |
| West Virginia | 36 | 9-5 | 5-4 | 16 | 6 | 4 | 0 | 2 | 1 |
| Old Dominion | 34 | 11-2 | 1-0 | 4 | 4 | 3 | 3 | 4 | 0 |
| James Madison | 38 | 15-8 | 6-6 | 22 | 6 | 4 | 0 | 3 | 0 |
| Georgia Tech | 33 | 13-10 | 1-0 | 22 | 7 | 3 | 1 | 4 | 0 |
| Wake Forest | 39 | 10-3 | 0-0 | 8 | 3 | 3 | 0 | 0 | 0 |
| Clemson | 40 | 12-4 | 3-1 | 9 | 4 | 2 | 0 | 3 | 0 |
| Duke | 38 | 17-10 | 4-1 | 23 | 2 | 2 | 0 | 1 | 0 |
| Georgia Tech | 28 | 2-0 | 2-0 | 0 | 1 | 4 | 0 | 0 | 0 |
| North Carolina | 33 | 8-2 | 3-1 | 5 | 1 | 2 | 0 | 3 | 0 |
| Central Florida | 31 | 13-7 | 0-0 | 16 | 8 | 1 | 1 | 0 | 0 |
| UMBC | 23 | 9-5 | 1-0 | 13 | 3 | 1 | 0 | 3 | 0 |
| Wake Forest | 40 | 10-4 | 8-7 | 16 | 1 | 1 | 1 | 2 | 1 |
| NC State | 33 | 6-2 | 6-6 | 11 | 2 | 1 | 1 | 1 | 0 |
| UMES | 19 | 7-5 | 4-3 | 13 | 1 | 1 | 2 | 2 | 0 |
| Virginia | 33 | 3-8 | 6-6 | 27 | 2 | 6 | 2 | 5 | 0 |
| North Carolina | 35 | 12-7 | 4-4 | 21 | 3 | 3 | 2 | 1 | 0 |
| TOTALS | 897 | 290-136 | 95-62 | 369 | 101 | 75 | 23 | 56 | 4 |

JOHN JOHNSON

| | Min. | FGA-FGM | FTA-FTM | Pts. | Reb. | Turn. | Steals | Asst. | Blk. |
|---------------------|------------|---------------|---------------|------------|-----------|-----------|-----------|-----------|----------|
| Winthrop | 32 | 8-4 | 3-2 | 10 | 4 | 2 | 1 | 10 | 0 |
| Fairleigh Dickinson | 36 | 10-6 | 13-12 | 25 | 3 | 3 | 0 | 6 | 0 |
| Notre Dame | 35 | 13-5 | 5-3 | 15 | 5 | 4 | 0 | 1 | 0 |
| NC State | 36 | 7-2 | 1-0 | 4 | 0 | 1 | 0 | 2 | 0 |
| Towson State | 38 | 7-4 | 4-2 | 10 | 1 | 3 | 0 | 6 | 0 |
| North Carolina | 35 | 10-4 | 3-3 | 13 | 2 | 4 | 1 | 3 | 0 |
| Virginia | 39 | 8-5 | 8-6 | 19 | 4 | 0 | 0 | 5 | 0 |
| Duke | 34 | 7-1 | 6-4 | 6 | 1 | 4 | 0 | 3 | 0 |
| Clemson | 17 | 2-0 | 4-4 | 4 | 2 | 2 | 0 | 2 | 0 |
| Bucknell | 22 | 5-1 | 6-5 | 8 | 5 | 4 | 0 | 3 | 0 |
| West Virginia | 38 | 12-5 | 4-4 | 16 | 1 | 2 | 1 | 3 | 0 |
| Old Dominion | 31 | 11-4 | 0-0 | 8 | 3 | 4 | 0 | 3 | 0 |
| James Madison | 21 | 5-1 | 0-0 | 2 | 2 | 3 | 0 | 0 | 0 |
| Georgia Tech | 31 | 9-2 | 2-1 | 5 | 1 | 0 | 2 | 5 | 0 |
| Wake Forest | 22 | 4-1 | 2-2 | 4 | 2 | 3 | 0 | 0 | 0 |
| Clemson | 29 | 6-5 | 6-6 | 17 | 2 | 1 | 0 | 5 | 0 |
| Duke | 30 | 4-2 | 4-4 | 8 | 3 | 2 | 0 | 3 | 0 |
| Georgia Tech | 31 | 8-5 | 12-9 | 20 | 2 | 3 | 2 | 3 | 0 |
| North Carolina | 29 | 14-7 | 2-2 | 19 | 5 | 2 | 0 | 3 | 0 |
| Central Florida | 29 | 9-4 | 4-2 | 11 | 2 | 3 | 2 | 6 | 0 |
| UMBC | 32 | 10-5 | 6-5 | 15 | 3 | 3 | 3 | 3 | 0 |
| Wake Forest | 34 | 11-4 | 0-0 | 9 | 4 | 1 | 0 | 2 | 0 |
| NC State | 23 | 5-2 | 4-3 | 8 | 2 | 5 | 1 | 5 | 0 |
| UMES | 18 | 6-5 | 4-3 | 14 | 4 | 0 | 0 | 2 | 0 |
| Virginia | 24 | 2-1 | 0-0 | 2 | 0 | 4 | 0 | 1 | 0 |
| North Carolina | 28 | 8-5 | 0-0 | 10 | 3 | 1 | 0 | 0 | 0 |
| TOTALS | 777 | 201-90 | 103-82 | 282 | 66 | 64 | 13 | 85 | 0 |

MARK KARVER

| | Min. | FGA-FGM | FTA-FTM | Pts. | Reb. | Turn. | Steals | Asst. | Blk. |
|---------------------|------------|--------------|--------------|-----------|-----------|-----------|----------|-----------|----------|
| Winthrop | 8 | 2-1 | 0-0 | 2 | 1 | 0 | 0 | 0 | 0 |
| Fairleigh Dickinson | 5 | 2-1 | 0-0 | 2 | 0 | 1 | 0 | 1 | 0 |
| Notre Dame | 10 | 1-1 | 1-1 | 3 | 1 | 0 | 2 | 1 | 1 |
| NC State | 2 | 1-1 | 2-1 | 3 | 0 | 1 | 0 | 0 | 0 |
| Towson State | 5 | 0-0 | 2-2 | 2 | 1 | 1 | 0 | 0 | 0 |
| North Carolina | 20 | 5-3 | 1-1 | 7 | 4 | 6 | 1 | 1 | 0 |
| Virginia | 47 | 1-0 | 0-0 | 0 | 0 | 0 | 0 | 0 | 0 |
| Duke | 8 | 3-0 | 0-0 | 0 | 3 | 1 | 1 | 1 | 0 |
| Clemson | | | | | | | | | |
| Bucknell | 9 | 1-1 | 2-2 | 4 | 1 | 0 | 0 | 1 | 0 |
| West Virginia | 4 | 0-0 | 0-0 | 0 | 0 | 0 | 0 | 0 | 1 |
| Old Dominion | | | | | | | | | |
| James Madison | 2 | 1-1 | 0-0 | 2 | 0 | 0 | 0 | 0 | 0 |
| Georgia Tech | 2 | 1-0 | 2-2 | 2 | 0 | 0 | 0 | 0 | 0 |
| Wake Forest | 7 | 1-0 | 0-0 | 0 | 1 | 1 | 0 | 2 | 0 |
| Clemson | | | | | | | | | |
| Duke | 2 | 0-0 | 0-0 | 0 | 0 | 1 | 0 | 0 | 0 |
| Georgia Tech | 7 | 2-1 | 2-1 | 4 | 1 | 0 | 0 | 1 | 0 |
| North Carolina | 6 | 0-0 | 0-0 | 0 | 0 | 0 | 0 | 0 | 0 |
| Central Florida | 17 | 3-1 | 2-2 | 4 | 3 | 2 | 1 | 2 | 0 |
| UMBC | 17 | 0-0 | 2-2 | 2 | 2 | 2 | 0 | 0 | 0 |
| Wake Forest | 1 | 0-0 | 0-0 | 0 | 0 | 0 | 0 | 0 | 0 |
| NC State | 10 | 3-1 | 0-0 | 3 | 1 | 1 | 0 | 0 | 0 |
| UMES | 20 | 6-6 | 0-0 | 13 | 6 | 1 | 0 | 4 | 1 |
| Virginia | 10 | 2-1 | 0-0 | 2 | 0 | 0 | 0 | 1 | 0 |
| North Carolina | 5 | 0-0 | 0-0 | 0 | 0 | 1 | 1 | 1 | 0 |
| TOTALS | 181 | 35-19 | 16-14 | 55 | 25 | 19 | 6 | 16 | 3 |

MITCH KASOFF

| | Min. | FGA-FGM | FTA-FTM | Pts. | Reb. | Turn. | Steals | Asst. | Blk. |
|---------------------|-----------|-------------|------------|-----------|----------|----------|----------|----------|----------|
| Winthrop | 1 | 0-0 | 1-0 | 0 | 0 | 1 | 0 | 0 | 0 |
| Fairleigh Dickinson | | | | | | | | | |
| Notre Dame | 1 | 1-1 | 0-0 | 2 | 0 | 0 | 0 | 0 | 0 |
| NC State | | | | | | | | | |
| Towson State | | | | | | | | | |
| North Carolina | | | | | | | | | |
| Virginia | | | | | | | | | |
| Duke | | | | | | | | | |
| Clemson | | | | | | | | | |
| Bucknell | | | | | | | | | |
| West Virginia | | | | | | | | | |
| Old Dominion | 1 | 1-0 | 0-0 | 0 | 0 | 0 | 0 | 0 | 0 |
| James Madison | | | | | | | | | |
| Georgia Tech | | | | | | | | | |
| Wake Forest | 1 | 1-1 | 0-0 | 2 | 0 | 0 | 0 | 0 | 0 |
| Clemson | | | | | | | | | |
| Duke | | | | | | | | | |
| Georgia Tech | | | | | | | | | |
| North Carolina | 1 | 0-0 | 0-0 | 0 | 0 | 0 | 0 | 0 | 0 |
| Central Florida | 3 | 2-0 | 0-0 | 0 | 0 | 2 | 0 | 0 | 0 |
| UMBC | | | | | | | | | |
| Wake Forest | | | | | | | | | |
| NC State | | | | | | | | | |
| UMES | 4 | 5-3 | 0-0 | 7 | 2 | 0 | 0 | 1 | 0 |
| Virginia | | | | | | | | | |
| North Carolina | | | | | | | | | |
| TOTALS | 12 | 10-5 | 1-0 | 11 | 2 | 3 | 0 | 1 | 0 |

TEYON McCOY

| | Min. | FGA-FGM | FTA-FTM | Pts. | Reb. | Turn. | Steals | Asst. | Blk. |
|---------------------|------------|---------------|--------------|------------|-----------|-----------|-----------|------------|----------|
| Winthrop | 36 | 7-4 | 0-0 | 9 | 2 | 1 | 0 | 5 | 0 |
| Fairleigh Dickinson | 34 | 7-3 | 0-0 | 7 | 3 | 4 | 0 | 6 | 0 |
| Notre Dame | 34 | 10-4 | 0-0 | 8 | 2 | 4 | 2 | 4 | 0 |
| NC State | 26 | 3-1 | 0-0 | 2 | 2 | 1 | 0 | 5 | 0 |
| Towson State | 22 | 3-3 | 0-0 | 7 | 2 | 2 | 1 | 6 | 0 |
| North Carolina | 25 | 2-0 | 2-1 | 1 | 3 | 8 | 1 | 4 | 0 |
| Virginia | 39 | 11-4 | 0-0 | 10 | 1 | 3 | 0 | 2 | 0 |
| Duke | 30 | 6-3 | 4-3 | 9 | 2 | 3 | 0 | 2 | 0 |
| Clemson | 18 | 2-0 | 0-0 | 0 | 0 | 4 | 0 | 2 | 0 |
| Bucknell | 29 | 5-2 | 8-7 | 13 | 4 | 1 | 0 | 7 | 0 |
| West Virginia | 28 | 1-1 | 3-2 | 5 | 3 | 6 | 1 | 5 | 0 |
| Old Dominion | 29 | 5-2 | 0-0 | 5 | 0 | 2 | 2 | 5 | 0 |
| James Madison | 23 | 3-2 | 2-2 | 8 | 1 | 2 | 1 | 3 | 0 |
| Georgia Tech | 32 | 6-1 | 2-1 | 4 | 0 | 4 | 3 | 6 | 0 |
| Wake Forest | 22 | 4-2 | 1-0 | 5 | 3 | 0 | 0 | 3 | 0 |
| Clemson | 36 | 8-6 | 0-0 | 15 | 1 | 2 | 0 | 7 | 0 |
| Duke | 28 | 3-0 | 2-1 | 1 | 1 | 3 | 0 | 0 | 0 |
| Georgia Tech | 30 | 8-6 | 0-0 | 18 | 2 | 0 | 1 | 6 | 0 |
| North Carolina | 27 | 7-4 | 2-1 | 11 | 3 | 7 | 3 | 7 | 0 |
| Central Florida | 24 | 8-3 | 3-2 | 10 | 2 | 1 | 0 | 2 | 0 |
| UMBC | 33 | 4-2 | 1-0 | 5 | 2 | 1 | 1 | 8 | 0 |
| Wake Forest | 38 | 4-1 | 2-2 | 5 | 2 | 3 | 0 | 7 | 0 |
| NC State | 37 | 8-5 | 3-3 | 17 | 2 | 3 | 0 | 4 | 0 |
| UMES | 22 | 6-3 | 2-2 | 10 | 2 | 2 | 2 | 2 | 0 |
| Virginia | 26 | 4-2 | 0-0 | 6 | 1 | 2 | 2 | 2 | 0 |
| North Carolina | 33 | 8-1 | 0-0 | 2 | 3 | 4 | 0 | 1 | 0 |
| TOTALS | 761 | 143-65 | 37-27 | 193 | 49 | 73 | 20 | 111 | 0 |

GREG NARED

| | Min. | FGA-FGM | FTA-FTM | Pts. | Reb. | Turn. | Steals | Asst. | Blk. |
|---------------------|------------|--------------|--------------|-----------|-----------|-----------|----------|-----------|----------|
| Winthrop | 2 | 0-0 | 0-0 | 0 | 0 | 1 | 0 | 0 | 0 |
| Fairleigh Dickinson | 5 | 0-0 | 2-1 | 1 | 3 | 2 | 0 | 0 | 0 |
| Notre Dame | 5 | 1-1 | 0-0 | 3 | 0 | 1 | 0 | 0 | 0 |
| NC State | 14 | 3-1 | 0-0 | 2 | 2 | 1 | 1 | 0 | 0 |
| Towson State | 14 | 1-0 | 0-0 | 0 | 0 | 0 | 0 | 2 | 0 |
| North Carolina | 8 | 2-1 | 5-3 | 5 | 0 | 0 | 1 | 3 | 1 |
| Virginia | | | | | | | | | |
| Duke | 1 | 0-0 | 0-0 | 0 | 0 | 0 | 0 | 0 | 0 |
| Clemson | 25 | 2-1 | 0-0 | 2 | 0 | 4 | 1 | 4 | 0 |
| Bucknell | 11 | 0-0 | 0-0 | 0 | 4 | 1 | 1 | 2 | 0 |
| West Virginia | 12 | 0-0 | 0-0 | 0 | 0 | 3 | 0 | 1 | 0 |
| Old Dominion | 7 | 0-0 | 1-0 | 0 | 0 | 1 | 1 | 1 | 0 |
| James Madison | 11 | 1-0 | 10-9 | 9 | 0 | 2 | 0 | 0 | 0 |
| Georgia Tech | 8 | 0-0 | 0-0 | 0 | 1 | 2 | 0 | 2 | 0 |
| Wake Forest | 18 | 1-0 | 0-0 | 0 | 5 | 0 | 0 | 2 | 0 |
| Clemson | 4 | 0-0 | 0-0 | 0 | 0 | 1 | 0 | 1 | 0 |
| Duke | 16 | 3-2 | 0-0 | 4 | 3 | 4 | 0 | 3 | 0 |
| Georgia Tech | 9 | 1-1 | 1-0 | 2 | 0 | 4 | 0 | 4 | 0 |
| North Carolina | 10 | 0-0 | 0-0 | 0 | 1 | 3 | 0 | 2 | 0 |
| Central Florida | 14 | 3-2 | 0-0 | 4 | 1 | 1 | 1 | 3 | 0 |
| UMBC | 7 | 0-0 | 0-0 | 0 | 0 | 0 | 0 | 0 | 0 |
| Wake Forest | 3 | 0-0 | 0-0 | 0 | 0 | 0 | 0 | 0 | 0 |
| NC State | 9 | 0-0 | 0-0 | 0 | 0 | 1 | 1 | 1 | 0 |
| UMES | 15 | 6-3 | 0-0 | 8 | 2 | 0 | 1 | 3 | 0 |
| Virginia | 12 | 2-2 | 0-0 | 4 | 0 | 1 | 0 | 1 | 0 |
| North Carolina | 7 | 1-0 | 0-0 | 0 | 2 | 1 | 1 | 0 | 0 |
| TOTALS | 247 | 27-14 | 19-13 | 44 | 24 | 34 | 9 | 35 | 1 |

1987-88 Terp Opponents



1987-88 Atlantic Coast Conference Basketball Schedule

| | SUNDAY | MONDAY | TUESDAY | WEDNESDAY | THURSDAY | FRIDAY | SATURDAY | |
|---------------------------------------------------------------------------|---------------------------------------------------------------------------------------------------------------------------------|---------------------------------------------------------------------------------------------------|--------------------------------------------------------------------------------------------|--------------------------------------------------------------------------------------------------------------------------------------------------------------------------|-----------------------------------------------------------------------------------------------------------------------------------|------------------------------------------------------------------------------------------------------------------------------------------------------------------------------------------------------------------------|------------------------------------------------------------------------------------------------------------------------------------------------------------------------|----|
| NOV. | | | | | | 20 Akron State at GEORGIA TECH (MTV) | 21 NORTH CAROLINA — Syracuse at Springfield, Mass. (TV) | |
| | 22 | 23 | 24 (MT Classic) | 25 | 26 | 27 | 28 | |
| | | | | | | MARYLAND in MC Tournament (Baltimore) NORTH CAROLINA in Centra Fidelity Classic (Richmond) VIRGINIA in Investors Classic (Channahonville) CLEMSON — Oregon State (Tewks.) WAKE FOREST at DUKE (MT Classic) | | |
| | 28 | 30 Baylor at CLEMSON East Carolina at DUKE Vermont at N.C. STATE Siena at WAKE FOREST | 1 Jackson State at GEORGIA TECH | 2 Drexel State at CLEMSON Temple at H.C. STATE | 3 Sabolon at NORTH CAROLINA UNC Wilmington at VIRGINIA Division at WAKE FOREST Westport at MARYLAND | 4 | 5 Molokai at CLEMSON GEORGIA TECH — Georgia (Omni) DUKE at Northwestern NORTH CAROLINA at Vanderbilt MARYLAND at West Virginia Furman at WAKE FOREST | |
| DECEMBER | 8 VIRGINIA at Connecticut | 7 | 8 MARYLAND at Mount Saint Marys | 9 DUKE — Davidson (Charlotte) Dayton at VIRGINIA | 10 East Carolina at MARYLAND | 11 | 12 MARYLAND at LSU (TV2 30) VIRGINIA at Arkansas Coastal Carolina at CLEMSON Augusta at GEORGIA TECH S.M.U. at NORTH CAROLINA | |
| | 13 | 14 | 15 Southern Mississippi at CLEMSON Campbell at WAKE FOREST | 16 Augusta at CLEMSON LSU at GEORGIA TECH | 17 NORTH CAROLINA — Citadel (Charlotes) | 18 | 19 | |
| | 20 | 21 Harvard at DUKE Westport at N.C. STATE | 22 Richmond at GEORGIA TECH Coastal Carolina at WAKE FOREST | 23 N.C. STATE at Cal/Santa Barbara | 24 | 25 | 26 | 28 |
| | 27 | 28 South Carolina at MARYLAND | 29 | 30 Arkansas at MARYLAND NORTH CAROLINA at Nevada/Reno | 31 | 1 | 2 | |
| | | | | | | | | |
| JANUARY | 3 Cornell at N.C. STATE | 4 William & Mary at DUKE | 5 | 6 CLEMSON at N.C. STATE Miami Fla. at DUKE NORTH CAROLINA — Foxham (Greenwood) Richmond at VIRGINIA GEORGIA TECH at Louisville MARYLAND at Missouri | 7 | 8 | 9 CLEMSON at MARYLAND (TV1 30) DUKE at VIRGINIA (TV4 00) LSA/Solo at NORTH CAROLINA | |
| | 10 WAKE FOREST at GEORGIA TECH (TV1 30) CLEMSON at VIRGINIA (TV4 00) | 11 | 12 Georgia State at GEORGIA TECH | 13 Rider at CLEMSON Morgan State at N.C. STATE Westport at WAKE FOREST | 14 NORTH CAROLINA at MARYLAND (TV4 00) St. Louis at DUKE | 15 | 16 WAKE FOREST at CLEMSON (TV1 30) N.C. STATE at GEORGIA TECH (TV4 00) MARYLAND at DUKE (TV7 00) VIRGINIA at NORTH CAROLINA (TV4 00) | |
| | 17 | 18 | 19 North Carolina A&T at GEORGIA TECH | 20 N.C. STATE at WAKE FOREST (TV9 00) MARYLAND at VIRGINIA (TV4 00) Furman at CLEMSON | 21 DUKE at NORTH CAROLINA (TV4 00) | 22 | 23 DUKE at WAKE FOREST (TV1 30) GEORGIA TECH at NORTH CAROLINA (TV4 00) South Carolina at CLEMSON | |
| | 24 NORTH CAROLINA at N.C. STATE (TV1 00) | 25 DUKE at Stonon | 26 CLEMSON at GEORGIA TECH (TV9 00) | 27 N.C. STATE at MARYLAND (TV9 00) VIRGINIA — Virginia Tech (Rockets) | 28 NORTH CAROLINA at WAKE FOREST (TV4 00) | 29 | 30 WAKE FOREST at VIRGINIA (TV12 00) GEORGIA TECH at NORTH CAROLINA (TV2 00) | |
| | 31 DePaul at N.C. STATE (TV1 00) | 1 CLEMSON at DUKE (TV4 00) Jacksonville at VIRGINIA | 2 MARYLAND at Notre Dame | 3 GEORGIA TECH at DUKE (TV7 00) VIRGINIA at N.C. STATE UNC Wilmington at WAKE FOREST | 4 NORTH CAROLINA at CLEMSON (TV4 00) | 5 | 6 N.C. STATE at DUKE (TV3 00) DePaul at GEORGIA TECH (TV4 00) MARYLAND at Old Dominion CLEMSON at South Carolina WAKE FOREST at Marquette | |
| | 7 Notre Dame at DUKE (TV3 30) VIRGINIA at Houston | 8 GEORGIA TECH at MARYLAND (TV4 00) Baylor at N.C. STATE | 9 | 10 MARYLAND at CLEMSON | 11 N.C. STATE at NORTH CAROLINA (TV4 00) WAKE FOREST at DUKE | 12 | 13 GEORGIA TECH at WAKE FOREST (TV1 00) Louisville at N.C. STATE (TV3 00) DUKE at MARYLAND (TV4 00) | |
| 14 NORTH CAROLINA at VIRGINIA (TV4 00) | 15 McBaltimore at N.C. STATE | 16 | 17 VIRGINIA at DUKE MARYLAND at GEORGIA TECH WAKE FOREST at NORTH CAROLINA | 18 N.C. STATE at CLEMSON (TV4 00) | 19 | 20 MARYLAND at NORTH CAROLINA (TV2 00) DUKE at Kansas (TV4 00) GEORGIA TECH at N.C. STATE (TV4 00) East Tennessee State at WAKE FOREST | | |
| 21 Temple at NORTH CAROLINA (TV1 00) VIRGINIA at CLEMSON (TV3 00) | 22 | 23 | 24 Duke at N.C. STATE (TV8 00) CLEMSON at WAKE FOREST | 25 VIRGINIA at GEORGIA TECH (TV9 00) Miss Eastern Shore at MARYLAND | 26 | 27 MARYLAND at WAKE FOREST (TV1 30) N.C. STATE at VIRGINIA (TV4 00) | | |
| 28 CLEMSON at NORTH CAROLINA (TV2 00) DUKE at GEORGIA TECH (TV4 00) | 29 UNC Asheville at N.C. STATE | 1 | 2 NORTH CAROLINA at GEORGIA TECH (TV4 00) DUKE at CLEMSON VIRGINIA at WAKE FOREST | 3 MARYLAND at N.C. STATE (TV4 00) | 4 | 5 VIRGINIA at MARYLAND (TV1 30) GEORGIA TECH at CLEMSON (TV4 00) | | |
| MARCH | 8 NORTH CAROLINA at DUKE (TV1 00) WAKE FOREST at N.C. STATE (TV3 00) | 7 | 8 | 9 | 10 | 11 | 12 | |
| | 13 ACC TOURNAMENT (Championship Game At 1:00) | 14 | 15 | 16 | 17 NCAA FIRST ROUND EAST—Chapel Hill, N.C. SOUTHEAST—Atlanta, Ga MIDWEST—Notre Dame, Ind WEST—Salt Lake City, Utah | 18 NCAA FIRST ROUND EAST—Hartford, Conn SOUTHEAST—Cincinnati, Ohio MIDWEST—Lincoln, Neb WEST—Los Angeles, Calif | 19 NCAA SECOND ROUND EAST—Hartford, Conn SOUTHEAST—Atlanta, Ga MIDWEST—Notre Dame, Ind WEST—Salt Lake City, Utah | |
| | 20 NCAA SECOND ROUND EAST—Hartford, Conn SOUTHEAST—Cincinnati, Ohio MIDWEST—Lincoln, Neb WEST—Los Angeles, Calif | 21 | 22 | 23 | 24 NCAA REGIONAL SEMIFINALS EAST—East Rutherford, N.J SOUTHEAST—Birmingham, Ala | 25 NCAA REGIONAL SEMIFINALS MIDWEST—Pontiac, Mich WEST—Seattle, Wash | 26 NCAA REGIONAL FINALS EAST—East Rutherford, N.J SOUTHEAST—Birmingham, Ala | |
| APR. | 27 NCAA REGIONAL FINALS MIDWEST—Pontiac, Mich WEST—Seattle, Wash | 28 | 29 | 30 | 31 | 1 | 2 FINAL FOUR SEMIFINALS Kemper Arena, Kansas City, Mo. | |
| | 3 | 4 NCAA CHAMPIONSHIP Kemper Arena, Kansas City, Mo | 5 | 6 | 7 | 8 | 9 | |

BALTIMORE MCI HARBOR CLASSIC

Loyola College (MD)

November 27-28
Baltimore, Maryland
Baltimore Arena



Location: Baltimore, Maryland
Nickname: Greyhounds
Home Court:
(3,000)
Head Coach: Mark Amatucci
Record at School: 67-76, 5 years
Overall Record: 67-76, 5 years
1986-87 Record: 15-14

Returning Lettermen: Mike Morrison, 6'3", G, Jr., 11.9; Marqus Hamwright, 6'7", F, So., 3.2; Derek Campbell, 6'6", F, So., 3.0; Jeff Nattans, 6'2", G, Jr., 2.0; Byron Allmond, 6'3", F, Jr., 1.7; Mike Porricelli, 6'1", G, Sr., 0.6; Mark Kovinsky, 6'7", F, Jr., 0.3.

Top Newcomers: Mike Wagner, C, 6'10"; John Boney, F, 6'7"; Marcus Flam, G, 6'3"; Byron Walker, F, 6'6"; Dave Wojcik, G, 5'10".

Lettermen Lost: David Gately, 19.7; Tom Gormley, 14.7; Aubrey Reveley, 14.2; Tommy Lee, 6.7; Robert Tucker, 3.9; James Tubman, 3.6.

Conference: ECAC Metro
Colors: Green and Gray



Mark Amatucci



Mike Morrison

Sports Information Director:
Steve Jones
Office Phone: (301) 532-5014
Home Phone: (301) 549-2358
Series Record: 3-5

Mississippi

November 27-28
Baltimore, Maryland
Baltimore Arena



Location: Oxford, Mississippi
Nickname: Ole Miss Rebels
Home Court: Tad Smith Arena
(9,000)
Head Coach: Ed Murphy
Record at School: 15-14, 1 year
Overall Record: 159-97, 9 years
1986-87 Record: 15-14

Returning Lettermen: Roderick Barnes, 6'1", G, Sr., 11.6; Charles Prater, 6'4", G, Sr., 12.0; Ronnie Miller, 6'2", G, Sr., 3.9.

Top Newcomers: Tim Jumper, G, 6'3"; Sean Murphy, C, 6'11"; Greg Jones, F, 6'5"; Mike Paul, F/C, 6'8"; Johnny Payton, G, 6'1".

Lettermen Lost: Eric Smith, 13.2; Joe Ayres, 13.7; Ronnie Sims, 10.8; Bruce Tranbarger, 1.6; Clint Stegall, 2.4; Keith Kessinger, 3.6.

Conference: Southeastern

Colors: Cardinal Red and Navy Blue



Ed Murphy



Roderick Barnes

Sports Information Director:
Langston Rogers
Office Phone: (601) 232-7522
Home Phone: (601) 236-3535
Series Record: 0-1

St. Joseph's

November 27-28
Baltimore, Maryland
Baltimore Arena



Location: Philadelphia, Pennsylvania
Nickname: The Hawks
Home Court: The Palestra
(8,722)
Head Coach: Jim Boyle
Record at School: 121-58, 6 years
Overall Record: 121-58, 6 years
1986-87 Record: 16-13

Returning Lettermen: Rodney Blake, 6'8", C, Sr., 17.6, 7.1; Henry Smith, 6'5", F, Jr., 7.5, 4.9; Jimmy Owens, 6'6", F, Jr., 6.4, 4.7; Brian Leahy, 6'5", G, Jr., 4.1, 1.6; Mike Shaak, 6'8", F, So., 3.0, 2.0; Kevin Baggett, 6'5", G, Jr., 1.5, 0.7; Jim Carr, 6'8", C, Sr., 0.9, 1.1.

Top Newcomers: Ivan Brown, G, 6'1"; Marlon Miller, F, 6'7"; Richard Stewart, G, 6'4".

Lettermen Lost: Bruiser Flint, 14.6; Wayne Williams, 13.9; Tarone Thornton, 13.5; Greg Mullee, 11.1; Jack Concannon, 1.4.

Conference: Atlantic 10

Colors: Crimson and Gray



Jim Boyle



Rodney Blake

Sports Information Director:
Ken Krsolovic
Office Phone: (215) 879-7447
Home Phone: (215) 878-9723
Series Record: 3-1

Winthrop College

December 3 8:00 P.M.
College Park, Maryland
Cole Field House



Location: Rock Hill, South Carolina

Nickname: Eagles

Home Court: Winthrop Coliseum
(6,100)

Head Coach: Steve Vacendak
(Duke '66)

Record at School: 8-20, 1 year

Overall Record: 13-41, 2 years

1986-87 Record: 8-20

Returning Lettermen: Lenwood Harris, 6'5", F, Sr., 12.5, 5.6; Sean Smith, 6'1", G, So., 5.2, 3.1; Kenny Smith, 6'5", C, Sr., 9.3; Greg Washington, 6'4", F, Jr., 9.7, 5.9.

Top Newcomers: Terry Hare, C, 6'9"; George Henson, G, 6'4"; Andy McKoy, F, 6-6.

Lettermen Lost: Ted Houpt, 17.6; Brendan Magee, 2.3.

Conference: Big South

Colors: Garnet and Gold



Steve Vacendak



Sean Smith

Sports Information Director:

Sam Copeland

Office Phone: (803) 329-2140

Home Phone: (803) 327-7957

Series Record: 1-0

West Virginia

December 5 4:00 P.M.
Morgantown, West Virginia



Location: Morgantown, West Virginia

Nickname: Mountaineers

Home Court: West Virginia University
Coliseum (14,000)

Head Coach: Gale Catlett
(West Virginia '66)

Record at School: 189-88, 9 years

Overall Record: 315-132, 15 years

1985-86 Record: 23-8

Returning Lettermen: Darryl Prue, 6'8", F, Jr., 12.9, 6.9; Tyrone Shaw, 6'7", F, Sr., 11.9, 5.9; Herbie Brooks, 6'2", G, Jr., 1.8; Steve Berger, 5'11", G, So., 5.5, 1.9; Kirk Seely, 6'4", G, Sr., 1.4, 0.5; Brett Vincent, 5-7, G, So., 0.9, 0.4; Wade Smith, 6'9", C, Jr., 0.8, 0.5.

Top Newcomers: Chris Brooks, F, 6'6", Sesmond Clifton, C, 6-10; Shaun Jackson, G, 6'4"; Derrell McLane, G, 5'11"; Mike Yoest, F, 6'7".

Lettermen Lost: Wayne Yearwood, 12.9; J. J. Crawl, 7.4; Eric Semisch, 4.9; Darrell Pinckney, 6.3.

Conference: Atlantic 10

Colors: Old Gold and Blue



Gale Catlett



Darryl Prue

Sports Information Director:

Joe Boczek

Office Phone: (304) 293-2821

Home Phone: (304) 598-2765

Series Record: 13-18

Mount Saint Mary's

December 8 7:30 P.M.
Emmitsburg, Maryland



Nickname: Mountaineers

Home Court: Knott Athletic Recreation
Convocation Complex
(3,500)

Head Coach: Jim Phelan
(LaSalle '51)

Record at School: 631-274, 33 years

Overall Record: 631-274, 33 years

1986-87 Record: 26-5

Returning Lettermen: Mike Grimes, 6'10", C, Sr., 10.3, 7.9; John Moore, 6'2", G, Sr., 11.7, 2.9; Mike Tate, 6'5", F, Jr., 14.2, 6-6; Lee Hicks, 6'3", F/G, So., 7.7, 3.8; Cliff Warren, 5'9", G, So., 2.2, 0.9; Bruce Woodyard, 5'10", G, Jr., 2.0, 0.4; Derek Hine, 6'7", C, So., 2.0; Lamont Rerrell, 6'4", F, 3.6, 2.1

Top Newcomers: Scott Murphy, F, 6'6"; Steve Kinney, G, 6'3"; Alex Watson, G, 6'2"; Chris Cavanaugh, C, 7'0".

Lettermen Lost: Paul Edwards, 17.8; Mark Scallion, 14.7.

Conference: Mason-Dixon

Colors: Blue and White



Jim Phelan



Mike Grimes

Sports Information Director:

Tim Leber

Office Phone: (301) 447-5364

Home Phone: (301) 848-1704

Series Record: 0-0

East Carolina

December 10 8:00 P.M.
College Park, Maryland
Cole Field House



Location: Greenville, North Carolina

Nickname: Pirates

Home Court: Minges Coliseum
(6,000)

Head Coach: Mike Steele
(Purdue '76)

Record at School: First Year

Overall Record: 124-40, 6 years

1986-87 Record: 12-16

Returning Lettermen: Blue Edwards, 6'4", F, Sr., 14.4, 5.6; Jeff Kelly, 5'9", G, So., 1.2, 0.8; John Williams, 6'3", G, So., 3.6, 1.7.

Top Newcomers: Stanley Love, F/C, 6'5"; Tehern Harvey, G, 6'2"; Jimmy Hinton, G, 5'9".

Lettermen Lost: Marchell Henry, 19.1; Leo Bass, 5.6; Keith Sledge, 6.7.

Conference: Colonial

Colors: Purple and Gold



Mike Steele



Blue Edwards

Sports Information Director:

Bob Roller

Office Phone: (919) 757-6491

Home Phone: (919) 355-6837

Series Record: 5-0

Louisiana State

December 12 1:30 P.M.
ABC-TV Network
Baton Rouge, Louisiana



Nickname: Fighting Tigers

Home Court: Assembly Center
(14,236)

Head Coach: Dale Brown
(Minot State '57)

Record at School: 281-167, 15 years

Overall Record: 281-167, 15 years

1986-87 Record: 24-15

Returning Lettermen: Neboisha Bukumirovich, 6'4", G, Sr., 1.6, 0.7; Parker Griffith, 5'11", G, So., 2.3, 0.3; Darryl Joe, 6'1", G, Sr., 8.6, 2.9; Jose Vargas, 6'9", C, Sr., 8.0, 4.8; Bernard Woodside, 6'6", F, Sr., 6.9, 4.0; Fess Irvin, 6'0", G, So., 5.6, 1.3; Ben McDonald, 6'7", F, So., 2.3, 2.0.

Top Newcomers: Wayne Sims, F, 6'7"; Lyle Mouton, G, 6'4"; Kyle McKenzie, G, 6-2.

Lettermen Lost: Nikita Wilson, 15.6; Anthony Wilson, 16-6; Oliver Brown, 7-5.

Conference: Southeastern

Colors: Purple and Gold



Dale Brown



Bernard Woodside

Sports Information Director:

Jamie Kimbrough

Office Phone: (504) 388-8226

Home Phone: (504) 767-2165

Ed Atlas, Basketball SID

Series Record: 2-0

South Carolina

December 28 8:00 P.M.
College Park, Maryland
Cole Field House



"Gamecocks"

Location: Columbia, South Carolina

Nickname: Fighting Gamecocks

Home Court: Carolina Coliseum
(12,401)

Head Coach: George Felton
(South Carolina '75)

Record at School: 15-14, 1 year

Overall Record: 15-14, 1 year

1986-87 Record: 15-14

Returning Lettermen: Daryl Martin, 6'7", F/C, Sr., 13.6, 9.3; Terry Dozier, 6'9", F, Jr., 17.0, 5.4; Terry Gould, 6'2", G, Sr., 3.2; Tony Shaw, 6'4", G/F, Sr., 9.8, 4.3.

Top Newcomers: Mike Gliver, G/F, 6'5"; John Hudson, F, 6'8"; Bennett Jackson, F, 6'7"; Barry Manning, G, 6'4"; Brent Price, G, 6'0"; Jeff Roulston, C, 6'11".

Lettermen Lost: Chris Abboushi, 1.0; Mike Foster, 16.2.

Conference: Metro

Colors: Garnet and Black



George Felton



Daryl Martin

Sports Information Director:

Brian Binette, Basketball SID

Office Phone: (803) 777-5204

Home Phone: (803) 783-5443

Series Record: 29-23

Arkansas

December 30 8:00 P.M.
College Park, Maryland
Cole Field House



Location: Fayetteville, Arkansas

Nickname: Razorbacks

Home Court: Barnhill Arena
(9,000)

Head Coach: Nolan Richardson
(Texas El-Paso '63)

Record at School: 31-30, 2 years

Overall Record: 150-67, 7 years

1986-87 Record: 19-14

Returning Lettermen: Shawn Baker, 6'10", F, Sr., 6.5, 4.2; Mario Credit, 6'9", F, So., 6.0, 2.9; Allie Freeman, 6'2", G, Sr., 3.8, 1.4; Ron Huery, 6'6", G/F, So., 11.7, 3.5; Anthony Hurd, 6'8", F, Sr., 2.5, 1.7; Kenny Hutchinson, 6'3", G, Sr., 1.5, 0.6; Andrew Lang, 6'11", C, Sr., 8.1, 7.5; Philip McKellar, 6'6", G, So., 7.3, 2.0; Stephan Moore, 6'8", F, Sr., 2.5, 2.1; Tim Scott, 6'3", G, Sr., 11.9, 2.7; Cannon Whitby, 6'0", G, So., 4.2, 0.3; Keith Wilson, 6'3", G, Jr., 4.8, 2.1.

Top Newcomers: Chris Brunt, G, 6'1"; Arlyn Bowers, G, 6'0".

Lettermen Lost: Mike Ratliff, 7.0; Eric Poerschke, 0.7.

Conference: Southwest

Colors: Cardinal and White



Nolan Richardson

Andrew Lang

Sports Information Director:
Rick Schaeffer

Office Phone: (501) 575-2751

Home Phone: (501) 521-7393

Series Record: First Meeting

Wake Forest

January 2 2:00 P.M.
College Park, Maryland
Cole Field House
February 27 1:30 P.M.
Greensboro, North Carolina
Greensboro Coliseum



Location: Winston-Salem,
North Carolina

Nickname: Demon Deacons

Home Court: Memorial Coliseum
(8,100)

Head Coach: Bob Staak
(Connecticut '71)

Record at School: 22-36, 2 years

Overall Record: 110-122, 7 years

1986-87 Record: 14-15

Returning Lettermen: Greg Keith, 6'11", C, 2.7, 2.0; Cal Boyd, 6'1", G, 5.0, 0.9; Tony Black, 6'4", F, 5.9, 2.0; Sam Ivy, 6'7", F, 13.2, 6.1; Antonio Johnson, 0.9, 0.9; Ralph Kiple, 6'10", C, 1.5, 2.3.

Top Newcomers: David Carlyle, F, 6'7"; Robert Siler, G, 6'3"; Derrick Keyes, F, 6'6"; Todd Sanders, F, 6'6"; Tom Wise, F/C, 6'9".

Lettermen Lost: Muggsy Bogues, 14.8; Mark Cline, 12.9

Conference: Atlantic Coast

Colors: Old Gold and Black



Bob Staak

Som Ivy

Sports Information Director:
John Justus

Office Phone: (919) 761-5640

Home Phone: (919) 945-9729

Series Record: 38-36

Missouri

January 6 7:30 P.M.
Columbia, Missouri



Location: Columbia, Missouri

Nickname: Tigers

Home Court: Hearnes Center
(12,882)

Head Coach: Norm Stewart

Record at School: 381-206, 20 years

Overall Record: 478-248, 26 years

1986-87 Record: 24-10

Returning Lettermen: Derrick Chievous 6'7", 24.1, 8.6; Nathan Buntin, 11.8, 4.9; Lynn Hardy, 11.4, 2.5; Lee Coward, 6.5, 1.3; Devon Rolf, 1.0, 0.4; Mike Sandbothe, 6.5, 5.5; Greg Church, 6.0, 4.0; Mike Potthoff, 0.4, 0.7; Kurt Brockman, 0.4, 0.3; Gary Leonard, 4.4, 3.1; Bradd Sutton, 1.7, 1.0.

Top Newcomers: Byron Irvin, 6'5"; John McIntyre, 6'4"; Jim Horton, 6'10"; Doug Smith, 6'10".

Lettermen Lost: Mike Ingram, 4.4.

Conference: Big 8.

Colors: Old Gold and Black



Norm Stewart

Derrick Chievous

Sports Information Director:
Bob Brendel

Office Phone: (314) 882-0712

Home Phone: (314) 445-1552

Series Record: First Meeting

Clemson

January 9 1:30 P.M.
College Park, Maryland
Cole Field House
February 10 7:30 P.M.
Clemson, South Carolina
Littlejohn Coliseum (10,820)



Nickname: Tigers

Head Coach: Cliff Ellis
(Florida State '68)

Record at School: 60-34, 3 years

Overall Record: 231-118, 12 years

1986-87 Record: 25-6

Returning Lettermen: Jerry Pryor, 6'7", F, Jr., 12.2; Grayson Marshall, 6'2", G, Sr., 6.1, 1.9; Elden Campbell, 6'10", C, So., 8.8, 4.1; Michael Brown, 6'4", G, Sr., 8.8, 2.9; Tim Kincaid, 6'3", G, So., 3.0, 1.3.

Top Newcomers: Colby Brown, F, 6'8"; Donnell Bruce, G, 6'6"; Dale Davis, C, 6'10"; Chris Duncan, G, 6'6"; David Johanning, F, 6'9"; Ricky Jones, F, 6'7"; Mack Smith, F, 6'9"; Sean Tyson, F, 6'7".

Lettermen Lost: Horace Grant, 21.0; Anthony Jenkins, 9.1; Michael Tait, 12.9; Larry Middleton, 8.0; Jeff Holstein, 1.1; Chris Couch, 0.7.

Conference: Atlantic Coast

Colors: Orange and Purple



Cliff Ellis

Graysan Marshall

Sports Information Director:

Bob Bradley

Office Phone: (803) 656-2101/2114

Home Phone: (803) 654-5419

Series Record: 60-30

North Carolina

January 14 9:00 P.M.
College Park, Maryland
Cole Field House
February 20 2:00 P.M.
Chapel Hill, North Carolina
Smith Center (21,444)



Nickname: Tar Heels

Head Coach: Dean Smith
(Kansas '53)

Record at School: 611-175, 26 years

Overall Record: 611-175, 26 years

1986-87 Record: 32-4

Returning Lettermen: J. R. Reid, 6'9", C, So., 14.7, 7.4; Jeff Lebo, 6'2", G, 13.5, 2.1; Steve Bucknall, 6'6", F, Jr., 3.7, 1.9; Jeff Denny, 6'4", G, So., 1.1, 0.4; Marty Hensley, 6'10", F, So., 1.7, 0.9; Rodney Hyatt, 5'8", G, So., 1.3, 0.4; Ranzino Smith, 6'1", G, Sr., 7.5, 1.4; Scott Williams, 6'9½", C, So., 5.5, 4.2.

Top Newcomers: Pete Chilcutt, F, 6'8"; Rick Fox, F, 6'7"; King Rice, G, 6'0".

Lettermen Lost: Kenny Smith, 16.9; Joe Wolf, 15.2; Dave Popson, 10.0; Curtis Hunter, 4.6; Michael Norwood, 1.0.

Conference: Atlantic Coast

Colors: Carolina Blue and White



Dean Smith

J. R. Reid

Sports Information Director:

Rick Brewer

Office Phone: (919) 962-2123

Home Phone: (919) 929-2721

Series Record: 40-79

Duke

January 16 7:00 P.M.
Durham, North Carolina
Cameron Indoor Stadium
(8,564)
February 13 9:00 P.M.
College Park, Maryland
Cole Field House



Nickname: Blue Devils

Head Coach: Mike Krzyzewski
(Army '69)

Record at School: 146-77, 7 years

Overall Record: 219-136, 12 years

1986-87 Record: 24-9

Returning Lettermen: Quin Snyder, 6'3", G, Jr., 6.7, 1.9; Robert Brickey, 6'5", F, So., 5.7, 3.0; Alaa Abdelnaby, 6'10", C, So., 3.7, 1.7; Kevin Strickland, 6'5", G, Sr., 11.5, 4.6; John Smith, 6'7", F/C, Jr., 11.9, 3.3; Danny Ferry, 6'10", C, Jr., 14.0, 7.7; George Burgin, 7'0", C, So., 0.6, 0.6; Billy King, 6'6", F, Sr., 7.2, 3.7.

Top Newcomers: Joe Cook, G, 6'2"; Clay Buckley, F/C, 6'10"; Greg Koubek, F, 6'6".

Lettermen Lost: Tommy Amaker, 12.3; Marty Nessler, 4.3.

Conference: Atlantic Coast

Colors: Royal Blue and White



Mike Krzyzewski

Danny Ferry

Sports Information Director:

John Roth


Office Phone: (919) 684-2633

Home Phone: (919) 471-9514

Series Record: 47-67

Virginia

January 20 8:00 P.M.
Charlottesville, Virginia
University Hall (8,200)
March 5 1:30 P.M.
College Park, Maryland
Cole Field House



Nickname: Cavaliers, Wahoos

Head Coach: Terry Holland
(Davidson '64)

Record at School: 271-132, 13 years

Overall Record: 363-175, 18 years

1986-87 Record: 21-10

Returning Lettermen: Bill Bates, 6'8", F/C, So., 2.2, 2.6; Lance Blanks 6'4", G, Jr., 1.2, 0.8; Mark Cooke, 6'4", F, So., 1.3, 0.7; Jeff Daniel, 6'9", C/F, So. (redshirted last year); John Dyslin, 6'11", C, Sr., 2.1, 2.7; Mel Kennedy, 6'5", F/G, Sr., 12.1, 5.5; Rob Metcalf, 6'5", G/F, So., 0.4, 0.4; Derrick Simms, 6'3", G, Sr., 4.0, 1.4.

Top Newcomers: Brent Bair, C, 6'11"; Matt Blundin, F, 6'7"; John Crotty, G, 6'1"; Dirk Katstra, F, 6'6"; Kenny Turner, F, 6'7".

Lettermen Lost: Tom Calloway, 0.0; Andrew Kennedy, 16.5; Tom Sheehy, 11.6; Anthony Solomon, 1.2.

Conference: Atlantic Coast

Colors: Orange and Blue

NC State

January 27 9:00 P.M.
College Park, Maryland
Cole Field House
March 3 9:00 P.M.
Raleigh, North Carolina
Reynolds Coliseum (12,400)



Nickname: Wolfpack

Head Coach: Jim Valvano

Record at School: 145-85, 7 years

Overall Record: 282-183, 16 years

1986-87 Record: 20-15

Returning Lettermen: Chucky Brown, 6'8", F, Jr., 13.0, 8.3; Vinny Del Negro, 6'5", G, Sr., 14.0, 7.7; Quentin Jackson, 6'0", G, Sr, 2.5, 1.3; Charles Shackelford, 6'10", C/F, Jr., 13.9, 7.6; Brian Howard, 6'7", G/F, So., 0.7, 0.5; Avie Lester, 6'9", F/C, So., 3.0, 1.7; Kenny Poston, 6'6", F, Jr., 0.5, 0.3; Kelsey Weems, 6'1", G, Jr., 3.9, 0.9.

Top Newcomers: Chris Corchiani, G, 6'0"; Sean Green, F, 6'6"; Rodney Monroe, G, 6'3".

Lettermen Lost: Bennie Bolton, 15.0; Mike Giomi, 7.1; Walker Lambiotte, 5.4; Andy Kennedy, 2.6; Teviin Binns, 2.4; Kenny Drummond, 11.2.

Conference: Atlantic Coast

Colors: Red and White



Jim Valvano

Vinny Del Negro

Sports Information Director:

Mark Bockelman

Office Phone: (919) 737-2102

Home Phone:

Series Record: 39-58

Notre Dame

February 2 8:00 P.M.
Notre Dame, Indiana
Athletic and
Convocation Center
(11,418)



Nickname: Fighting Irish

Head Coach: Digger Phelps
(Rider '63)

Record at School: 324-146, 16 years

Overall Record: 350-149, 17 years

1986-87 Record: 24-8

Returning Lettermen: David Rivers, 6'8", G, Sr., 15.7, 3.6; Mark Stevenson, 6'6", F, Jr., 10.6, 4.0; Sean Connor, 6'7", F, Jr., 5.9, 1.7; Jamere Jackson, 6'2", G, So., 2.2, 0.8; Joe Frederick, 6'4", G, So., 1.3, 0.3; Michael Smith, 6'3", G, Jr., 0.4, 0.4; Tony Jackson, 6'7", F, So., 0.5, 0.5; Gary Voce, 6'9", C, Sr., 4.7, 6.3; Scott Paddock, 6'9", C, So., 1.6, 2.8.

Top Newcomers: Tim Singleton, G, 6'1"; Keith Robinson, F, 6'9"; Kevin Ellery, F, 6'7".

Lettermen Lost: Donald Royal, 15.8; Scott Hicks, 11.0.

Conference: Independent

Colors: Gold and Blue



Digger Phelps

David Rivers

Sports Information Director:

Roger Valdiserri

Office Phone: (219) 329-7516

Home Phone: (219) 277-0695

Series Record: 5-9

Old Dominion

February 6 7:35 P.M.
Norfolk, Virginia
The Scope
(10, 252)



Nickname: Monarchs

Head Coach: Tom Young
(Maryland '58)

Record at School: 29-30, 2 years

Overall Record: 463-271, 27 years

1986-87 Record: 6-22

Returning Lettermen: Anthony Carver, 6'7", F., So., 15.5, 7.1; Steve Trax, 6'5", G, Sr., 12.7, 3.4; Garrick Davis, 6'7", F, Jr., 10.9, 4.1; Frank Smith, 6'0", G, Sr., 7.2, 2.9.

Top Newcomers: Donald Grant, G, 6'0"; Darrin McDonald, G, 6'3".

Lettermen Lost: None.

Conference: Sun Belt

Colors: Slate Blue and Silver



Tam Young



Anthony Carver

Sports Information Director:
Carol Hudson, Jr.

Office Phone: (804) 440-3372

Home Phone: (804) 625-2061

Series Record: 3-1

Georgia Tech

February 8 9:00 P.M.
College Park, Maryland
Cole Field House
February 17 7:30 P.M.
Alexander Memorial
Coliseum (10,000)



Nickname: Yellow Jackets,
Rambling Wreck

Head Coach: Bobby Cremins
(South Carolina '70)

Record at School: 111-70, 6 years

Overall Record: 211-140, 12 years

1986-87 Record: 16-13

Returning Lettermen: Duane Ferrell, 6'6", F, Sr., 17.9, 5.9; Tom Hammonds, 6'8", F, Jr., 16.2, 7.2; Craig Neal, 6'5", G, Sr., 7.5, 1.8; Brian Oliver, 6'4", G, So., 7.1, 3.1; James Munlyn, 6-11, C, So., 2.9, 2.0; Anthony Sherrod, 6'6", G, Jr., 1.5, 1.1; John Martinson, 6'1", G, Sr., 0.7, 0.1; Willie Reese, 6'9", F, 0.5, 0.2.

Top Newcomers: Dennis Scott, F, 6'7"; Dave Whitmore, F, 6'5"; Mike Christian, F, 6.3.

Lettermen Lost: Bruce Dalrymple, 13.6.

Conference: Atlantic Coast

Colors: Old Gold and White



Bobby Cremins



Duane Ferrell

Sports Information Director:
Mike Finn

Office Phone: (404) 894-5445

Home Phone: (404) 938-9910

Series Record: 11-13

UMES

February 25 8:00 P.M.
College Park, Maryland
Cole Field House



Location: Princess Anne, Maryland

Nickname: Hawks

Home Court: Tawes Gymnasium
(1,300)

Head Coach: Steve Williams
(U. of Florida '74)

Record at School: 2-25, 1 year

Overall Record: 2-25, 1 years

1986-87 Record: 2-25

Returning Lettermen: Marvin Blye, 6'4", G, 13.0, 4.6; Michael Hays, 6'0", G, 2.2, 6.8; Howard Lane, 6'6", F, 6'6", 5.5, 4.8.

Top Newcomers: Keith Williams, G, 6'3"; Terry Barge, F, 6'4"; Mike Kirkland, C, 6-7.

Lettermen Lost: Derrick Robinson, 13.2; Henry Cuffee, 7.0; Allen White, 7.0; Brian Spriggs, 4.4, Byron Showell, 6.1; Eric Torain, 4.7.

Conference: Mid-Eastern

Colors: Maroon and Gray



Steve Williams



Marvin Blye

Sports Information Director:
Craig Cotton

Office Phone: (301) 651-2200, ext. 591

Home Phone: (301) 546-1427

Series Record: 8-0

ALL-TIME RECORDS VS. 1986-87 OPPONENTS

Clemson University

| Season | Location | Score |
|---------|------------|--------|
| 1938-39 | Home | 45-35 |
| 1938-39 | S.C. Tourn | 27-39 |
| 1939-40 | Home | 53-26 |
| 1939-40 | Away | 30-48 |
| 1940-41 | Home | 34-48 |
| 1947-48 | Home | 49-42 |
| 1947-48 | Away | 63-61 |
| 1948-49 | Home | 74-50 |
| 1948-49 | Away | 49-68 |
| 1949-50 | Home | 55-60 |
| 1949-50 | Away | 68-70 |
| 1950-51 | Away | 44-50 |
| 1950-51 | Home | 54-50 |
| 1950-51 | S.C. Tourn | 50-48 |
| 1953-54 | Away | 81-41 |
| 1953-54 | Home | 75-54 |
| 1953-54 | ACC Tourn | 75-59 |
| 1954-55 | Away | 71-63 |
| 1954-55 | Home | 68-66 |
| 1955-56 | Away | 71-63 |
| 1955-56 | Home | 81-69 |
| 1956-57 | Away | 59-52 |
| 1956-57 | Home | 74-65 |
| 1957-58 | Away | 66-73 |
| 1957-58 | Home | 72-54 |
| 1958-59 | Away | 46-55 |
| 1958-59 | Home | 77-58 |
| 1959-60 | Home | 70-55 |
| 1959-60 | Away | 67-59 |
| 1960-61 | Away | 59-76 |
| 1960-61 | Home | 82-80 |
| 1960-61 | ACC Tourn | 91-75 |
| 1961-62 | Away | 61-73 |
| 1961-62 | Home | 68-75 |
| 1962-63 | Away | 60-62 |
| 1962-63 | Home | 69-67 |
| 1963-64 | Home | 56-48 |
| 1963-64 | Away | 68-83 |
| 1963-64 | ACC Tourn | 67-81 |
| 1964-65 | Away | 67-65 |
| 1964-65 | Home | 88-71 |
| 1964-65 | ACC Tourn | 61-50 |
| 1965-66 | Away | 66-71 |
| 1965-66 | Home | 69-81 |
| 1966-67 | Home | 68-48 |
| 1966-67 | Away | 61-65 |
| 1967-68 | Away | 93-94 |
| 1967-68 | Home | 81-68 |
| 1968-69 | Home | 83-78 |
| 1968-69 | Away | 84-83 |
| 1969-70 | Away | 75-63 |
| 1969-70 | Home | 103-85 |
| 1970-71 | Home | 56-52 |
| 1970-71 | Away | 45-51 |
| 1971-72 | Away | 61-63 |
| 1971-72 | Home | 67-57 |
| 1971-72 | ACC Tourn | 54-52 |
| 1972-73 | Away | 79-75 |
| 1972-73 | Home | 69-66 |
| 1972-73 | ACC Tourn | 77-61 |
| 1973-74 | Home | 89-60 |
| 1973-74 | Away | 56-54 |
| 1974-75 | Away | 82-83 |
| 1974-75 | Home | 70-64 |
| 1975-76 | Home | 77-82 |
| 1975-76 | Away | 98-89 |
| 1976-77 | Away | 71-93 |
| 1976-77 | Home | 84-78 |
| 1977-78 | Home | 90-75 |
| 1977-78 | Away | 80-75 |
| 1978-79 | Away | 77-63 |
| 1978-79 | Home | 77-69 |
| 1978-79 | ACC Tourn | 75-67 |
| 1979-80 | Home | 84-83 |
| 1979-80 | Away | 81-90 |
| 1979-80 | ACC Tourn | 91-85 |
| 1980-81 | Away | 68-62 |
| 1980-81 | Home | 72-70 |
| 1981-82 | Home | 62-57 |
| 1981-82 | Away | 66-75 |
| 1982-83 | Away | 80-61 |
| 1982-83 | Home | 92-88 |
| 1982-83 | Home | 85-72 |
| 1982-83 | Away | 66-65 |
| 1984-85 | Home | 94-84 |
| 1984-85 | Away | 64-71 |
| 1985-86 | Home | 78-68 |
| 1985-86 | Away | 60-70 |
| 1986-87 | Home | 79-80 |
| 1986-87 | Away | 64-72 |

Duke University

| Season | Location | Score |
|---------|------------|--------|
| 1925-26 | Home | 41-20 |
| 1929-30 | Home | 27-28 |
| 1929-30 | Away | 24-39 |
| 1930-31 | Home | 32-24 |
| 1931-32 | Away | 20-18 |
| 1932-33 | Home | 30-28 |
| 1933-34 | Home | 37-33 |
| 1934-35 | Home | 39-48 |
| 1935-36 | Home | 38-34 |
| 1935-36 | S.C. Tourn | 47-35 |
| 1936-37 | Away | 31-34 |
| 1936-37 | Away | 30-34 |
| 1937-38 | Home | 40-35 |
| 1937-38 | Away | 34-44 |
| 1937-38 | S.C. Tourn | 32-35 |
| 1938-39 | Home | 37-34 |
| 1938-39 | Away | 60-44 |
| 1939-40 | Home | 32-30 |
| 1939-40 | Away | 37-48 |
| 1939-40 | S.C. Tourn | 32-44 |
| 1940-41 | Home | 26-40 |
| 1940-41 | Away | 17-43 |
| 1941-42 | Away | 33-37 |
| 1941-42 | Home | 46-64 |
| 1942-43 | Home | 43-46 |
| 1944-45 | Away | 24-51 |
| 1944-45 | S.C. Tourn | 49-76 |
| 1945-46 | Away | 25-59 |
| 1945-46 | Home | 43-38 |
| 1946-47 | Home | 38-40 |
| 1947-48 | Away | 42-53 |
| 1949-50 | Away | 46-58 |
| 1949-50 | Home | 67-57 |
| 1950-51 | Home | 40-49 |
| 1951-52 | Away | 51-56 |
| 1951-52 | S.C. Tourn | 48-51 |
| 1952-53 | S.C. Tourn | 74-65 |
| 1953-54 | Home | 61-68 |
| 1954-55 | Home | 49-47 |
| 1954-55 | Away | 61-68 |
| 1955-56 | Away | 62-76 |
| 1955-56 | Home | 70-82 |
| 1955-56 | ACC Tourn | 69-94 |
| 1956-57 | Home | 62-51 |
| 1956-57 | Away | 60-72 |
| 1957-58 | Home | 74-49 |
| 1957-58 | Away | 59-68 |
| 1957-58 | ACC Tourn | 71-65 |
| 1958-59 | Home | 64-31 |
| 1958-59 | Away | 69-78 |
| 1959-60 | Away | 56-48 |
| 1959-60 | Home | 71-61 |
| 1960-61 | Away | 62-70 |
| 1960-61 | Home | 76-71 |
| 1961-62 | Away | 68-84 |
| 1961-62 | Home | 53-79 |
| 1961-62 | ACC Tourn | 58-71 |
| 1962-63 | Away | 56-92 |
| 1962-63 | Home | 70-76 |
| 1963-64 | Home | 72-104 |
| 1963-64 | Away | 63-84 |
| 1964-65 | Away | 64-82 |
| 1964-65 | Home | 85-82 |
| 1965-66 | Away | 61-76 |
| 1965-66 | Home | 69-74 |
| 1966-67 | Home | 69-72 |
| 1966-67 | Away | 58-81 |
| 1967-68 | Home | 52-84 |
| 1967-68 | Away | 64-85 |
| 1968-69 | Away | 85-96 |
| 1968-69 | Home | 83-93 |
| 1969-70 | Home | 52-50 |
| 1969-70 | Away | 76-87 |
| 1970-71 | Away | 88-79 |
| 1970-71 | Home | 67-70 |
| 1971-72 | Home | 77-58 |
| 1971-72 | Away | 59-68 |
| 1972-73 | Away | 81-85 |
| 1972-73 | Home | 96-68 |
| 1973-74 | Home | 104-83 |
| 1973-74 | Away | 64-61 |
| 1973-74 | ACC Tourn | 85-66 |
| 1974-75 | Home | 83-77 |
| 1974-75 | Away | 104-80 |
| 1975-76 | Home | 102-91 |
| 1975-76 | Away | 67-69 |
| 1975-76 | ACC Tourn | 80-78 |
| 1976-77 | Away | 65-64 |
| 1976-77 | Home | 85-72 |
| 1977-78 | Home | 78-88 |
| 1977-78 | Away | 70-81 |
| 1977-78 | ACC Tourn | 69-81 |

| | | |
|---------|-----------|--------|
| 1978-79 | Away | 78-87 |
| 1978-79 | Home | 70-68 |
| 1979-80 | Home | 101-82 |
| 1979-80 | Away | 61-66 |
| 1979-80 | ACC Tourn | 72-73 |
| 1980-81 | Home | 94-79 |
| 1980-81 | Away | 54-55 |
| 1980-81 | ACC Tourn | 56-53 |
| 1981-82 | Away | 40-36 |
| 1981-82 | Home | 77-60 |
| 1982-83 | Home | 67-86 |
| 1982-83 | Away | 101-90 |
| 1983-84 | Away | 81-75 |
| 1983-84 | Home | 84-89 |
| 1983-84 | ACC Tourn | 74-62 |
| 1984-85 | Home | 78-76 |
| 1984-85 | Away | 62-70 |
| 1984-85 | ACC Tourn | 73-86 |
| 1985-86 | Home | 75-81 |
| 1985-86 | Away | 68-80 |
| 1986-87 | Home | 61-85 |
| 1986-87 | Away | 67-76 |

Georgia Tech

| Season | Location | Score |
|---------|-----------|--------|
| 1972-73 | Home | 90-55 |
| 1974-75 | Home | 105-67 |
| 1975-76 | Home | 93-65 |
| 1977-78 | Home | 65-63 |
| 1979-80 | Home | 70-60 |
| 1979-80 | Away | 83-73 |
| 1979-80 | ACC Tourn | 52-49 |
| 1980-81 | Away | 66-55 |
| 1980-81 | Home | 72-64 |
| 1981-82 | Home | 43-45 |
| 1981-82 | Away | 63-64 |
| 1982-83 | Home | 77-68 |
| 1982-83 | Away | 60-70 |
| 1982-83 | ACC Tourn | 58-64 |
| 1983-84 | Away | 70-71 |
| 1983-84 | Home | 79-74 |
| 1984-85 | Neutral | 69-70 |
| 1984-85 | Home | 60-72 |
| 1984-85 | Away | 43-48 |
| 1985-86 | Away | 67-68 |
| 1985-86 | Home | 70-77 |
| 1985-86 | ACC Tourn | 62-64 |
| 1986-87 | Home | 67-76 |
| 1986-87 | Away | 61-58 |

North Carolina State University

| Season | Location | Score |
|---------|------------|-------|
| 1924-25 | S.C. Tourn | 16-30 |
| 1926-27 | Away | 23-38 |
| 1927-28 | NA | 36-24 |
| 1929-30 | Home | 26-28 |
| 1929-30 | Away | 21-19 |
| 1936-37 | Away | 33-35 |
| 1936-37 | Home | 41-35 |
| 1936-37 | S.C. Tourn | 35-42 |
| 1938-39 | Away | 40-46 |
| 1938-39 | S.C. Tourn | 53-29 |
| 1939-40 | Away | 43-36 |
| 1943-44 | S.C. Tourn | 23-42 |
| 1944-45 | Away | 32-46 |
| 1944-45 | Home | 42-57 |
| 1945-46 | Away | 47-39 |
| 1945-46 | Home | 37-33 |
| 1945-46 | S.C. Tourn | 27-54 |
| 1946-47 | S.C. Tourn | 43-55 |
| 1950-51 | S.C. Tourn | 45-54 |

All-Time Records vs. 1986-87 Opponents

| | | |
|---------|-----------|---------|
| 1954-55 | Home | 68-64 |
| 1954-55 | Away | 58-78 |
| 1955-56 | Home | 64-73 |
| 1955-56 | Away | 71-62 |
| 1956-57 | Home | 79-66 |
| 1956-57 | Away | 56-49 |
| 1957-58 | Home | 48-57 |
| 1957-58 | Away | 64-69 |
| 1958-59 | Home | 53-55 |
| 1958-59 | Away | 37-53 |
| 1959-60 | Home | 63-53 |
| 1959-60 | Away | 46-48 |
| 1959-60 | ACC Tourn | 58-74 |
| 1960-61 | Away | 67-75 |
| 1960-61 | Home | 75-57 |
| 1960-61 | Away | 66-83 |
| 1961-62 | Home | 68-73 |
| 1961-62 | Away | 61-68 |
| 1962-63 | Home | 74-76 |
| 1962-63 | Away | 59-79 |
| 1963-64 | Home | 72-62 |
| 1963-64 | Away | 65-66 |
| 1964-65 | Home | 62-63 |
| 1964-65 | Away | 67-73 |
| 1964-65 | ACC Tourn | 67-76 |
| 1965-66 | Home | 59-48 |
| 1965-66 | Away | 58-60 |
| 1966-67 | Away | 54-38 |
| 1966-67 | Home | 60-55 |
| 1967-68 | Home | 62-75 |
| 1967-68 | Away | 52-68 |
| 1967-68 | ACC Tourn | 54-63 |
| 1968-69 | Away | 69-85 |
| 1968-69 | Home | 81-86 |
| 1969-70 | Away | 57-91 |
| 1969-70 | Home | 54-64 |
| 1969-70 | ACC Tourn | 57-67 |
| 1970-71 | Home | 81-83 |
| 1970-71 | Away | 61-71 |
| 1971-72 | Home | 83-70 |
| 1971-72 | Away | 66-65 |
| 1972-73 | Home | 85-87 |
| 1972-73 | Away | 78-89 |
| 1972-73 | ACC Tourn | 74-76 |
| 1973-74 | Away | 74-80 |
| 1973-74 | Home | 80-86 |
| 1973-74 | ACC Tourn | 100-103 |
| 1974-75 | Home | 103-85 |
| 1974-75 | Away | 98-97 |
| 1974-75 | ACC Tourn | 85-87 |
| 1975-76 | Away | 87-69 |
| 1975-76 | Home | 102-84 |
| 1976-77 | Home | 87-80 |
| 1976-77 | Away | 75-73 |
| 1976-77 | ACC Tourn | 72-82 |
| 1977-78 | Away | 82-88 |
| 1977-78 | Home | 73-80 |
| 1977-78 | ACC Tourn | 109-108 |
| 1978-79 | Home | 124-110 |
| 1978-79 | Away | 82-81 |
| 1979-80 | Away | 62-67 |
| 1979-80 | Home | 66-62 |
| 1980-81 | Home | 82-75 |
| 1980-81 | Away | 76-72 |
| 1981-82 | Away | 53-74 |
| 1981-82 | Home | 38-52 |
| 1981-82 | ACC Tourn | 28-40 |
| 1982-83 | Home | 86-81 |
| 1982-83 | Away | 67-58 |
| 1983-84 | Away | 59-55 |
| 1983-84 | Home | 63-50 |
| 1983-84 | ACC Tourn | 69-63 |
| 1984-85 | Home | 58-56 |
| 1984-85 | Away | 71-70 |
| 1985-86 | Home | 55-67 |
| 1985-86 | Away | 67-66 |
| 1986-87 | Home | 72-85 |
| 1986-87 | Away | 47-69 |

Old Dominion University

| Season | Location | Score |
|---------|----------|-------|
| 1982-83 | Home | 87-67 |
| 1983-84 | Away | 69-58 |
| 1984-85 | Home | 87-75 |
| 1986-87 | Away | 73-87 |

University of Maryland Eastern Shore

| Season | Location | Score |
|---------|----------|--------|
| 1979-80 | Home | 82-58 |
| 1980-81 | Home | 81-65 |
| 1981-82 | Home | 76-64 |
| 1982-83 | Home | 91-70 |
| 1983-84 | Home | 104-69 |
| 1984-85 | Home | 87-48 |
| 1985-86 | Home | 91-44 |
| 1986-87 | Home | 117-51 |

University of Notre Dame

| Season | Location | Score |
|---------|----------|-------|
| 1974-75 | Home | 90-82 |
| 1974-75 | NCAA | 83-71 |
| 1975-76 | Away | 69-63 |
| 1976-77 | Home | 79-80 |
| 1977-78 | Away | 54-69 |
| 1978-79 | Home | 61-66 |
| 1979-80 | Away | 63-64 |
| 1980-81 | Home | 70-73 |
| 1981-82 | Away | 51-55 |
| 1982-83 | Home | 68-67 |
| 1983-84 | Away | 47-52 |
| 1984-85 | Home | 77-65 |
| 1985-86 | Away | 62-69 |
| 1986-87 | Home | 50-63 |

University of North Carolina - Chapel Hill

| Season | Location | Score |
|---------|------------|-------|
| 1923-24 | NA | 20-26 |
| 1924-25 | Home | 16-21 |
| 1925-26 | Home | 23-22 |
| 1926-27 | Home | 28-23 |
| 1926-27 | Home | 23-32 |
| 1926-27 | Away | 23-19 |
| 1928-29 | Home | 22-28 |
| 1929-30 | Home | 36-24 |
| 1929-30 | Away | 22-19 |
| 1930-31 | Home | 33-31 |
| 1930-31 | S.C. Tourn | 19-17 |
| 1931-32 | Home | 26-25 |
| 1931-32 | Away | 26-32 |
| 1932-33 | Home | 42-29 |
| 1933-34 | Home | 24-28 |
| 1934-35 | Home | 31-39 |
| 1935-36 | Home | 32-44 |
| 1936-37 | Away | 24-41 |
| 1936-37 | Home | 35-44 |
| 1937-38 | Away | 24-42 |
| 1938-39 | Home | 34-32 |
| 1938-39 | Away | 66-41 |
| 1940-41 | Home | 36-55 |
| 1940-41 | Away | 29-44 |
| 1941-42 | Home | 30-34 |
| 1942-43 | Home | 47-40 |
| 1942-43 | Away | 40-31 |
| 1944-45 | Away | 28-53 |
| 1945-46 | Away | 28-64 |
| 1945-46 | Home | 31-33 |
| 1946-47 | Away | 42-58 |
| 1946-47 | Home | 61-57 |

| | | |
|---------|------------|--------|
| 1947-48 | Away | 46-70 |
| 1947-48 | Home | 47-51 |
| 1948-49 | Away | 47-55 |
| 1948-49 | Home | 42-66 |
| 1948-49 | S.C. Tourn | 61-79 |
| 1949-50 | Away | 53-55 |
| 1949-50 | Home | 56-69 |
| 1950-51 | Away | 67-59 |
| 1950-51 | Home | 56-55 |
| 1951-52 | Away | 47-51 |
| 1951-52 | Home | 71-51 |
| 1952-53 | Away | 49-59 |
| 1952-53 | Home | 68-66 |
| 1954-55 | Away | 70-60 |
| 1954-55 | Home | 63-61 |
| 1955-56 | Home | 62-68 |
| 1955-56 | Away | 55-64 |
| 1956-57 | Away | 61-70 |
| 1956-57 | Home | 61-65 |
| 1957-58 | Home | 74-61 |
| 1957-58 | Away | 59-66 |
| 1957-58 | ACC Tourn | 86-74 |
| 1958-59 | Away | 57-64 |
| 1958-59 | Home | 69-51 |
| 1959-60 | Home | 66-75 |
| 1959-60 | Away | 64-81 |
| 1960-61 | Away | 57-81 |
| 1960-61 | Home | 52-58 |
| 1960-61 | Away | 56-53 |
| 1961-62 | Home | 79-62 |
| 1961-62 | Away | 67-70 |
| 1962-63 | Home | 56-78 |
| 1962-63 | Away | 68-82 |
| 1963-64 | Away | 88-97 |
| 1963-64 | Home | 74-64 |
| 1964-65 | Home | 76-68 |
| 1964-65 | Away | 91-80 |
| 1965-66 | Away | 52-67 |
| 1965-66 | Home | 76-66 |
| 1965-66 | ACC Tourn | 70-77 |
| 1966-67 | Away | 77-85 |
| 1966-67 | Home | 78-79 |
| 1967-68 | Home | 67-73 |
| 1967-68 | Away | 60-83 |
| 1968-69 | Away | 87-107 |
| 1968-69 | Home | 86-88 |
| 1969-70 | Home | 69-77 |
| 1969-70 | Away | 83-90 |
| 1970-71 | Away | 70-105 |
| 1970-71 | Home | 76-100 |
| 1971-72 | Away | 72-92 |
| 1971-72 | Home | 79-77 |
| 1971-72 | ACC Tourn | 64-73 |
| 1972-73 | Home | 94-88 |
| 1972-73 | Away | 85-95 |
| 1973-74 | Away | 73-82 |
| 1973-74 | Home | 91-80 |
| 1973-74 | ACC Tourn | 105-85 |
| 1974-75 | Home | 66-69 |
| 1974-75 | Away | 96-74 |
| 1975-76 | Away | 93-95 |
| 1975-76 | Home | 69-81 |
| 1976-77 | Home | 68-71 |
| 1976-77 | Away | 70-97 |
| 1977-78 | Away | 71-85 |
| 1977-78 | Home | 64-66 |
| 1978-79 | Home | 53-54 |
| 1978-79 | Away | 67-76 |
| 1978-79 | ACC Tourn | 79-102 |
| 1979-80 | Away | 92-86 |
| 1979-80 | Home | 70-69 |
| 1980-81 | Away | 66-75 |
| 1980-81 | Home | 63-76 |
| 1980-81 | ACC Tourn | 60-61 |
| 1981-82 | Home | 50-66 |
| 1981-82 | Away | 56-59 |
| 1982-83 | Away | 71-72 |
| 1982-83 | Home | 106-94 |
| 1983-84 | Home | 62-74 |
| 1983-84 | Away | 63-78 |
| 1984-85 | Away | 74-75 |
| 1984-85 | Home | 54-60 |
| 1985-86 | Home | 67-71 |
| 1985-86 | Away | 77-72 |
| 1985-86 | ACC Tourn | 85-75 |
| 1986-87 | Home | 86-93 |
| 1986-87 | Away | 65-98 |
| 1986-87 | ACC Tourn | 63-82 |

All-Time Records vs. 1986-87 Opponents

Wake Forest University

| Season | Location | Score |
|---------|------------|--------|
| 1952-53 | S.C. Tourn | 59-61 |
| 1953-54 | Away | 54-71 |
| 1953-54 | Home | 74-53 |
| 1953-54 | ACC Tourn | 56-64 |
| 1954-55 | Home | 58-62 |
| 1954-55 | Away | 71-75 |
| 1955-56 | Home | 61-51 |
| 1955-56 | Away | 60-76 |
| 1956-57 | Home | 59-53 |
| 1956-57 | Away | 58-62 |
| 1957-58 | Home | 72-58 |
| 1957-58 | Away | 74-67 |
| 1958-59 | Home | 68-65 |
| 1958-59 | Away | 53-56 |
| 1959-60 | Home | 47-54 |
| 1959-60 | Away | 64-65 |
| 1960-61 | Home | 60-72 |
| 1960-61 | Away | 69-78 |
| 1960-61 | ACC Tourn | 76-98 |
| 1961-62 | Home | 79-62 |
| 1961-62 | Away | 78-81 |
| 1962-63 | Home | 74-85 |
| 1962-63 | Away | 54-75 |
| 1962-63 | ACC Tourn | 41-80 |
| 1963-64 | Away | 91-82 |
| 1963-64 | Home | 77-79 |
| 1964-65 | Home | 82-64 |
| 1964-65 | Away | 93-85 |
| 1965-66 | Home | 87-66 |
| 1965-66 | Away | 86-78 |
| 1966-67 | Home | 59-68 |
| 1966-67 | Away | 64-78 |
| 1967-68 | Away | 60-73 |
| 1967-68 | Home | 87-74 |
| 1968-69 | Away | 87-95 |
| 1968-69 | Away | 71-93 |
| 1969-70 | Home | 87-104 |
| 1969-70 | Away | 96-88 |
| 1970-71 | Home | 72-71 |
| 1970-71 | Away | 66-72 |
| 1971-72 | Away | 49-46 |
| 1971-72 | Home | 64-56 |
| 1972-73 | Home | 105-76 |
| 1972-73 | Away | 60-62 |
| 1972-73 | ACC Tourn | 73-65 |
| 1973-74 | Away | 72-59 |
| 1973-74 | Home | 77-68 |
| 1974-75 | Away | 99-78 |
| 1974-75 | Home | 89-73 |
| 1975-76 | Away | 93-96 |
| 1975-76 | Home | 105-91 |
| 1976-77 | Home | 85-86 |
| 1976-77 | Away | 81-80 |
| 1977-78 | Away | 75-84 |
| 1977-78 | Home | 91-89 |
| 1978-79 | Home | 60-66 |
| 1978-79 | Away | 54-53 |
| 1979-80 | Away | 84-76 |
| 1979-80 | Home | 83-77 |
| 1980-81 | Away | 60-67 |
| 1980-81 | Home | 94-80 |
| 1981-82 | Home | 61-56 |
| 1981-82 | Away | 42-48 |
| 1982-83 | Away | 66-79 |
| 1982-83 | Home | 83-75 |
| 1983-84 | Away | 87-90 |
| 1983-84 | Home | 90-79 |
| 1983-84 | ACC Tourn | 66-64 |
| 1984-85 | Away | 64-62 |
| 1984-85 | Home | 69-66 |
| 1985-86 | Home | 77-55 |
| 1985-86 | Away | 59-48 |
| 1986-87 | Home | 68-75 |
| 1986-87 | Away | 58-69 |

West Virginia University

| Season | Location | Score |
|---------|----------|--------|
| 1925-26 | Home | 25-15 |
| 1933-34 | Away | 24-26 |
| 1934-35 | Home | 29-39 |
| 1935-36 | Away | 26-51 |
| 1941-42 | Away | 36-63 |
| 1941-42 | Home | 27-41 |
| 1945-46 | Home | 33-35 |
| 1946-47 | Away | 43-81 |
| 1950-51 | Home | 64-70 |
| 1951-52 | Away | 36-39 |
| 1952-53 | Home | 52-45 |
| 1953-54 | Away | 71-87 |
| 1963-64 | Home | 74-72 |
| 1963-64 | Away | 67-91 |
| 1964-65 | Home | 73-80 |
| 1964-65 | Away | 86-78 |
| 1965-66 | Away | 74-76 |
| 1965-66 | Home | 107-92 |
| 1966-67 | Away | 82-81 |
| 1966-67 | Home | 58-61 |
| 1967-68 | Away | 79-75 |
| 1967-68 | Home | 66-83 |
| 1968-69 | Away | 65-86 |
| 1968-69 | Home | 91-84 |
| 1969-70 | Home | 83-76 |
| 1969-70 | Away | 78-83 |
| 1970-71 | Home | 81-83 |
| 1983-84 | NCAA | 102-77 |
| 1984-85 | Home | 56-47 |
| 1985-86 | Away | 42-41 |
| 1986-87 | Home | 65-62 |

University of Virginia




| Season | Location | Score |
|---------|----------|-------|
| 1923-24 | NA | 13-26 |
| 1924-25 | Home | 24-18 |
| 1924-25 | Away | 36-25 |
| 1925-26 | Away | 28-34 |
| 1925-26 | Home | 30-21 |
| 1926-27 | Away | 17-22 |
| 1926-27 | Home | 29-28 |
| 1927-28 | Home | 26-20 |
| 1927-28 | Away | 12-34 |
| 1928-29 | Away | 30-22 |
| 1928-29 | Home | 22-25 |
| 1929-30 | Home | 54-20 |
| 1929-30 | Home | 51-29 |
| 1930-31 | Away | 31-34 |
| 1930-31 | Home | 34-21 |
| 1931-32 | Away | 36-31 |
| 1931-32 | Home | 46-18 |
| 1932-33 | Away | 19-26 |
| 1932-33 | Home | 37-28 |
| 1933-34 | Away | 43-20 |
| 1933-34 | Home | 28-25 |
| 1934-35 | Home | 44-24 |
| 1934-35 | Away | 33-32 |
| 1935-36 | Home | 40-34 |
| 1936-37 | Home | 37-23 |
| 1937-38 | Away | 39-23 |
| 1938-39 | Home | 31-21 |
| 1940-41 | Away | 18-47 |
| 1941-42 | Away | 35-34 |
| 1941-42 | Home | 36-26 |
| 1942-43 | Home | 53-49 |
| 1942-43 | Away | 56-42 |
| 1943-44 | Away | 20-52 |
| 1943-44 | Home | 26-49 |
| 1944-45 | Away | 26-57 |
| 1944-45 | Home | 33-61 |
| 1945-46 | Away | 45-48 |
| 1945-46 | Home | 37-36 |

| | | |
|---------|-----------|--------|
| 1947-48 | Away | 44-64 |
| 1947-48 | Home | 56-68 |
| 1948-49 | Home | 47-53 |
| 1948-49 | Away | 43-79 |
| 1949-50 | Away | 56-66 |
| 1949-50 | Home | 70-52 |
| 1950-51 | Home | 59-57 |
| 1950-51 | Away | 46-43 |
| 1951-52 | Away | 59-42 |
| 1951-52 | Home | 63-53 |
| 1952-53 | Home | 71-61 |
| 1952-53 | Away | 59-56 |
| 1953-54 | Home | 70-64 |
| 1953-54 | Away | 70-56 |
| 1954-55 | Away | 72-69 |
| 1954-55 | Home | 78-65 |
| 1954-55 | ACC Tourn | 67-68 |
| 1955-56 | Home | 67-55 |
| 1955-56 | Away | 60-73 |
| 1956-57 | Away | 67-63 |
| 1956-57 | Away | 43-39 |
| 1956-57 | Home | 84-64 |
| 1956-57 | ACC Tourn | 71-68 |
| 1957-58 | Away | 87-66 |
| 1957-58 | Home | 69-56 |
| 1957-58 | ACC Tourn | 70-66 |
| 1958-59 | Home | 63-56 |
| 1958-59 | Away | 50-62 |
| 1958-59 | ACC Tourn | 65-66 |
| 1959-60 | Home | 70-62 |
| 1959-60 | Away | 44-43 |
| 1960-61 | Away | 57-52 |
| 1960-61 | Home | 77-62 |
| 1961-62 | Away | 91-70 |
| 1961-62 | Home | 68-72 |
| 1962-63 | Away | 67-61 |
| 1962-63 | Home | 69-71 |
| 1963-64 | Home | 68-58 |
| 1963-64 | Away | 73-79 |
| 1964-65 | Away | 59-61 |
| 1964-65 | Home | 52-47 |
| 1965-66 | Home | 62-65 |
| 1965-66 | Away | 71-64 |
| 1966-67 | Away | 85-65 |
| 1966-67 | Home | 87-76 |
| 1967-68 | Home | 85-76 |
| 1967-68 | Away | 68-70 |
| 1968-69 | Home | 77-78 |
| 1968-69 | Away | 78-84 |
| 1969-70 | Away | 69-71 |
| 1969-70 | Home | 79-71 |
| 1970-71 | Away | 63-78 |
| 1970-71 | Home | 89-84 |
| 1971-72 | Away | 57-78 |
| 1971-72 | Home | 45-42 |
| 1971-72 | ACC Tourn | 62-57 |
| 1972-73 | Home | 93-74 |
| 1972-73 | Away | 92-81 |
| 1973-74 | Away | 88-81 |
| 1973-74 | Home | 110-75 |
| 1974-75 | Home | 86-79 |
| 1974-75 | Away | 70-51 |
| 1975-76 | Away | 69-66 |
| 1975-76 | Home | 81-73 |
| 1975-76 | ACC Tourn | 65-73 |
| 1976-77 | Home | 82-67 |
| 1976-77 | Away | 68-77 |
| 1977-78 | Away | 64-66 |
| 1977-78 | Home | 70-79 |
| 1978-79 | Home | 63-69 |
| 1978-79 | Away | 72-75 |
| 1979-80 | Away | 63-61 |
| 1979-80 | Home | 82-71 |
| 1980-81 | Home | 64-66 |
| 1980-81 | Away | 63-74 |
| 1980-81 | ACC Tourn | 85-62 |
| 1981-82 | Away | 40-45 |
| 1981-82 | Home | 47-46 |
| 1982-83 | Home | 64-83 |
| 1982-83 | Away | 81-83 |
| 1983-84 | Away | 67-66 |
| 1983-84 | Home | 74-65 |
| 1984-85 | Home | 71-58 |
| 1984-85 | Away | 60-55 |
| 1985-86 | Away | 49-70 |
| 1985-86 | Home | 87-72 |
| 1986-87 | Home | 64-71 |
| 1986-87 | Away | 77-82 |


FIRST MEETING: Mount Saint Mary's, Arkansas, Missouri

RECORDS AGAINST ALL OPPONENTS

| | | | | | |
|----------------------------------------|-------|----------------------------------------|-------|---------------------------------------|-------|
| University of Alabama | 3-0 | Jacksonville University | 1-0 | Quantico Marines | 1-2 |
| University of Alaska — Anchorage | 1-0 | James Madison | 0-0 | Randolph-Macon College | 4-1 |
| American University | 3-1 | Johns Hopkins | 19-5 | University of Rhode Island | 2-0 |
| Appalachian State University | 2-0 | University of Kansas | 0-3 | Rhode Island State | 0-1 |
| Arizona State University | 1-0 | Kansas State University | 1-0 | University of Richmond | 26-14 |
| University of Arizona | 0-1 | Kent State University | 1-0 | Rutgers University | 2-2 |
| Arkansas University | 0-0 | University of Kentucky | 3-4 | St. Francis College of Pennsylvania | 1-0 |
| Bainbridge Naval Station | 0-2 | Kentucky Wesleyan College | 1-0 | St. John's College — Maryland | 9-5 |
| Ball State University | 1-0 | Kings Point | 0-1 | St. John's University | 1-1 |
| Baltimore University | 2-1 | Lafayette College | 2-0 | St. Joseph's University | 3-1 |
| Biscayne | 1-0 | LaSalle University | 1-0 | St. Peter's College | 1-0 |
| Boston College | 3-0 | Lehigh University | 1-0 | University of San Francisco | 1-0 |
| Boston University | 2-0 | Long Island University | 7-0 | Santa Clara University | 1-0 |
| Bucknell University | 4-0 | Louisiana State University | 2-0 | Seton Hall University | 2-1 |
| Brown University | 3-0 | University of Louisville | 0-4 | University of South Carolina | 29-23 |
| University of California — Los Angeles | 1-3 | Loyola College — Maryland | 3-5 | University of Southern California | 1-0 |
| Canisus College | 7-0 | Loyola College — Louisiana | 1-0 | University of Southern Illinois | 0-1 |
| Carroll Institute | 0-1 | University of Maine | 1-0 | Stanford University | 1-0 |
| Catholic University of America | 13-9 | Manhattan College | 1-0 | Staunton Military Academy | 0-1 |
| University of Central Florida | 0-0 | Marine Corps Institute | 1-1 | Stevens Institute of Technology | 4-1 |
| University of Cincinnati | 1-1 | Marshall University | 2-2 | Syracuse University | 5-0 |
| The Citadel | 2-0 | Maryland — Baltimore County | 0-0 | University of Tampa | 2-0 |
| City College of New York | 1-1 | Maryland — Eastern Shore | 8-0 | Temple University | 1-2 |
| Clemson University | 60-30 | Memphis State | 0-2 | University of Tennessee — Chattanooga | 2-0 |
| Cleveland State University | 1-0 | University of Miami | 3-3 | University of Tennessee — Knoxville | 2-2 |
| Columbia University | 2-0 | Miami University | 3-1 | University of Texas — El Paso | 0-1 |
| University of Connecticut | 0-1 | University of Michigan | 1-2 | Texas Tech University | 1-0 |
| Creighton University | 1-0 | Michigan State University | 0-1 | Towson State University | 4-0 |
| Davidson College | 6-3 | University of Minnesota | 2-0 | The University of Tulsa | 1-0 |
| University of Dayton | 2-1 | University of Mississippi | 0-1 | Vanderbilt University | 1-0 |
| University of Delaware | 2-2 | Mississippi Aggies | 0-1 | Villanova University | 1-2 |
| DePaul University | 1-0 | Mississippi State University | 0-2 | U.S. Air Force Academy | 2-0 |
| DePauw University | 2-0 | University of Missouri | 0-0 | U.S. Merchant Marine Academy | 1-2 |
| Dickinson College | 1-0 | Montana State University | 1-0 | U.S. Military Academy | 3-8 |
| Duke University | 47-67 | Mt. Saint Mary's | 0-0 | U.S. Naval Academy | 30-27 |
| Duquesne University | 6-0 | Mt. St. Joseph's | 1-2 | University of Virginia | 79-50 |
| East Carolina University | 5-0 | University of Nevada — Las Vegas | 1-4 | Virginia Military Institute | 41-10 |
| Eastern Kentucky University | 1-0 | New Mexico A&M | 0-1 | Virginia Tech | 21-4 |
| East Tennessee State University | 1-0 | New York University | 0-2 | Wagner College | 1-0 |
| University of Evansville | 1-0 | State University of New York — Buffalo | 4-0 | Wake Forest University | 38-36 |
| Fairleigh Dickinson University | 2-0 | Niagara University | 1-0 | Washington College | 13-4 |
| University of Florida | 0-1 | Univ. of North Carolina — Charlotte | 1-0 | Washington and Lee University | 27-26 |
| Fordham University | 7-1 | Univ. of North Carolina — Chapel Hill | 38-82 | Washington Y.M.C.A. | 0-1 |
| Fort Belvoir | 0-1 | North Carolina State University | 39-58 | Western Kentucky University | 2-0 |
| Galludet College | 7-6 | Northeastern University | 1-0 | Western Maryland College | 12-0 |
| George Mason University | 2-0 | Northwestern University | 0-1 | West Virginia University | 13-18 |
| Georgetown University | 34-25 | University of Notre Dame | 5-9 | Wichita State University | 1-0 |
| George Washington University | 31-25 | Ohio State University | 2-3 | College of William and Mary | 21-8 |
| University of Georgia | 2-4 | Ohio University | 1-0 | Winthrop College | 1-0 |
| Georgia Tech | 11-13 | Ohio Wesleyan University | 0-1 | University of Wisconsin | 0-2 |
| Hampden-Sydney College | 2-2 | Oklahoma State University | 1-0 | Woodrow General Hospital | 1-1 |
| University of Hawaii | 1-0 | Old Dominion University | 3-1 | University of Wyoming | 1-0 |
| Hawaii Pacific College | 1-0 | Penn Military Academy | 0-2 | Xavier University | 1-0 |
| Hofstra University | 1-0 | Penn State University | 8-6 | Yale University | 1-0 |
| Holy Cross College | 4-0 | University of Pennsylvania | 1-12 | | |
| University of Houston | 1-1 | Pepperdine University | 1-0 | | |
| University of Illinois | 0-1 | University of Pittsburgh | 3-1 | | |
| Indiana University | 0-4 | Princeton University | 3-3 | | |
| University of Iowa | 1-0 | Providence College | 0-1 | | |



A LOOK BACK



A REVIEW OF 1986-87

The scene has been repeated many times in the course of the Maryland basketball team's 1986-87 season. This would be the last time—the Terps had just lost to North Carolina, 82-63, in the first round of the Atlantic Coast Conference tournament. But the scene was the same.

As they sat in the Capital Centre locker room, the Maryland players talked in upbeat terms about the game, and the season, that had just ended. As always, there were no fingers pointed, no chairs thrown, no blame assessed. As always, the Terps dwelled on the positives—on lessons learned and the promise of better times.

"It's not good sportsmanship to get down or hang your head," center Derrick Lewis said after that loss to North Carolina. "You know someone has to win and someone has to lose, and there's no use pouting about it . . . It goes back to Coach Wade. Anytime you come from a winning high school program like Coach Wade did, there's going to be frustration when you lose. But I don't think he ever gave up on us. He never sat down and cussed us out. He was always encouraging us."

Bob Wade, 272-24 in his 11 years as head coach at Dunbar High in Baltimore, had precious little time to prepare after he was hired at Maryland on October 29, 1986. If he became discouraged during the Terps' 9-17 season, he rarely showed it. A couple of days before the ACC Tournament, he had already put the team's 0-14 regular-season league record behind him.

"I don't want to project a sense of tenseness to our kids; I want them to be loose," Wade said at the time. "All of the trials and tribulations of our regular season are history."

The theme for this Maryland team was "Don't Look Back." The players adopted that philosophy last fall, as they tried to recover from the tragic death of Len Bias. To the nation, Bias was simply a symbol—the All-America forward from Maryland.

"It's been frustrating, but I'm glad we didn't skip the season," Lewis said. "I can't say I'm glad we didn't win a game (in the league), but this year has definitely helped us. We'll be better prepared with everyone coming back and everyone getting experience this year. We'll have good players coming in, and we'll have more people coming off the bench. We'll be a team to reckon with, I hope. There's nothing we can do but improve."

It's hard to imagine Lewis improving upon his 1986-87 season. The 6-foot-7 center was the only junior in the league to earn first-team All-ACC honors. In doing so, he joined an elite group of Terps. The only other Maryland players to make the All-ACC first team as juniors were Bias (1985), Albert King (1980), John Lucas (1975) and Tom McMillen (1972). All four were selected to All-America teams as seniors.

Lewis split the ACC's regular season statistical lead with Clemson center Horace Grant, who was named the league Player of the Year. Lewis was the league's best rebounder with a 9.5 average compared to Grant's 9.7 rebounds. Lewis led the league in blocked shots for the second time in three years with 4.4 per game, finishing second in the nation to Navy's 7-1 David Robinson (4.5 regular-season average). Grant led the ACC in scoring (21.2 points) and field-goal percentage (66.2). Lewis was second with 19.6 points and 60.2 percent from the field.

Although Lewis, the team captain, was the undisputed leader, all of the Terps contributed. Freshman forward Steve





Hood finished the league tournament as the leading scorer among ACC rookies with a 14.2 average, and he had a career-high 27 points against Virginia in Maryland's regular season finale. Fellow freshman Teyon McCoy started every game at point guard and led the team in three-point field goals (36-for-80) and assists (111).

Sophomores John Johnson (10.9 points) and Dave Dickerson (8.3 points, 5.6 rebounds) rounded out the starting lineup that Wade used every game, and the Terps received key contributions off the bench from sophomore transfer Ivan Powell, freshman Mark Karver, sophomore Greg Nared, redshirt freshman Phil Nevin and freshman Andre Reyes, Mitch Kasoff and Pat Holland. Junior Tom Worstell, a first-team All-America for the Terps' lacrosse team, played in eight basketball games before spring lacrosse practice beckoned.

Although they were at a tremendous disadvantage in height and depth against every ACC opponent, the Terps did exceed expectations. Nine of their conference losses were by nine points or fewer. There was a one-point loss to Clemson at Cole Field House, where the Tigers won 80-79 on a 25-foot jumper by Michael Brown in the closing seconds. Twice the Terps lost to Georgia Tech by four points. They went 9-2 against non-

conference teams, including a 65-62 upset victory over West Virginia on January 21.

But the best news came off the court. In January, 6-10 center Rodney Walker transferred to Maryland from Syracuse; he will be eligible to play after the fall 1987 semester. By the time the Terps played North Carolina in the ACC Tournament, Wade had also received verbal commitments from two other 6-10 players: Brian Williams, a McDonalds All-America from Santa Monica, California, and Cedric Lewis, Derrick's younger brother. They made it official in early April when they signed national letters of intent.

Then on April 20, Maryland notched one of its biggest victories when Rudy Archer announced he would join the Terps next season. Archer, a 6-1 point guard from Southwestern High in Baltimore, spent the last two years at Allegany Community College. He was named first-team JUCO All-America, and many recruiting experts rated him the best guard available in the nation this year.

"I think next year's going to be the beginning of an era here," Johnson said after the loss in the ACC tournament. "We've had a good recruiting year so far (even before Archer signed), and we've all gotten a lot of valuable experience."

FINAL 1986-87 STATISTICS

| | GP | GS | MIN | FGM | FGA | .PCT | FTM | FTA | .PCT | REBOUNDS | | | PF-DSQ | ASST | BLK | STLS | PTS | AVG |
|----------------|----|----|-----|-----|-----|------|-----|-----|------|----------|-----|-----|--------|------|-----|------|-----|------|
| | | | | | | | | | | OFF | DEF | TTL | | | | | | |
| Derrick LEWIS | 26 | 26 | 932 | 195 | 324 | .602 | 119 | 117 | .672 | 62 | 186 | 248 | 76-1 | 50 | 114 | 38 | 510 | 19.6 |
| Steve HOOD | 26 | 26 | 897 | 136 | 290 | .469 | 62 | 95 | .653 | 19 | 82 | 101 | 67-1 | 56 | 4 | 23 | 369 | 14.2 |
| John JOHNSON | 26 | 26 | 777 | 90 | 201 | .448 | 82 | 103 | .796 | 22 | 44 | 66 | 40 | 85 | 0 | 13 | 282 | 10.9 |
| Dave DICKERSON | 26 | 26 | 858 | 86 | 168 | .512 | 44 | 61 | .721 | 47 | 98 | 145 | 99-5 | 48 | 10 | 13 | 216 | 8.3 |
| Teyon McCOY | 26 | 26 | 761 | 65 | 143 | .455 | 27 | 37 | .730 | 7 | 42 | 49 | 82-7 | 111 | 0 | 20 | 193 | 7.4 |
| Ivan POWELL | 26 | | 320 | 54 | 116 | .466 | 24 | 26 | .923 | 10 | 13 | 23 | 25 | 17 | 0 | 5 | 155 | 6.0 |
| Mark KARVER | 23 | | 181 | 19 | 35 | .543 | 14 | 16 | .875 | 11 | 14 | 25 | 31-1 | 16 | 3 | 6 | 55 | 2.4 |
| Greg NARED | 25 | | 247 | 14 | 27 | .519 | 13 | 19 | .684 | 2 | 22 | 24 | 29 | 35 | 1 | 9 | 44 | 1.8 |
| Andre REYES | 23 | | 153 | 8 | 21 | .381 | 6 | 7 | .857 | 13 | 9 | 22 | 16 | 3 | 7 | 1 | 22 | 1.0 |
| Mitch KASOFF | 7 | | 12 | 5 | 10 | .500 | 0 | 1 | .000 | 1 | 1 | 2 | 0 | 1 | 0 | 0 | 11 | 1.6 |
| Phil NEVIN | 13 | | 38 | 1 | 2 | .500 | 2 | 9 | .222 | 5 | 12 | 17 | 7 | 1 | 2 | 2 | 4 | 0.3 |
| Pat HOLLAND | 5 | | 11 | 1 | 7 | .143 | 0 | 0 | .000 | 1 | 1 | 2 | 2 | 0 | 2 | 0 | 2 | 0.4 |
| Tom WORSTELL | 8 | | 13 | 0 | 0 | .000 | 2 | 2 | 1000 | 0 | 0 | 0 | 0 | 0 | 0 | 0 | 2 | 0.3 |

TEAM 45

| | | | | | | | | | | | | | | | | | |
|-----------|----|--|-----|------|------|-----|-----|------|-----|-----|-----|--------|-----|-----|-----|------|------|
| MARYLAND | 26 | | 674 | 1344 | .502 | 395 | 553 | .714 | 200 | 524 | 769 | 474-15 | 423 | 143 | 130 | 1865 | 71.7 |
| OPPONENTS | 26 | | 728 | 1521 | .479 | 336 | 491 | .684 | 298 | 520 | 871 | 497-12 | 425 | 61 | 183 | 1905 | 73.3 |

TEAM 53

Dead Ball Rebounds: Maryland 73 Opponents 63

Missed Shots: Maryland 828 Opponents 948

Three Point Field Goals: Maryland 122/290 .421

Opponents 113/245 .461

McCoy 36/80 .450 Hood 35/80 .438 Powell 23/53 .434 Johnson 20/55 .364 Karver 3/6 .500 Nared 3/6 .500 Kasoff 1/3 .333
Lewis 1/5 .200 Dickerson 0/1 .000 Holland 0/1 .000

1986-87 Results/Game Leaders

| MD | Opponent | Site | Attendance | High Scorer | High Rebounder |
|--------|---------------------|------|------------|-------------|----------------|
| 76 | Winthrop | (H) | 9,550 | 23 Lewis | 9 Lewis |
| 70 | Fairleigh Dickinson | (H) | 8,200 | 25 Johnson | 9 Hood |
| 50 | Notre Dame | (H) | 11,275 | 15 Johnson | 5 Hood |
| 47 | N.C. State | (A) | 12,000 | 17 Hood | 5 Hood |
| 79 | Towson State | (H) | 5,540 | 25 Lewis | 15 Lewis |
| 65 | North Carolina | (A) | 20,800 | 16 Lewis | 6 Lewis |
| 64 | Virginia | (H) | 8,020 | 20 Lewis | 9 Lewis |
| 61 | Duke | (H) | 12,555 | 22 Hood | 9 Lewis |
| 64 | Clemson | (A) | 10,000 | 20 Hood | 13 Lewis |
| 77 | Bucknell | (H) | 3,175 | 22 Lewis | 9 Lewis |
| 65 | West Virginia | (H) | 7,100 | 22 Lewis | 17 Lewis |
| 73 | Old Dominion | (A) | 9,217 | 27 Lewis | 11 Lewis |
| 90 | James Madison | (A) | 7,612 | 29 Lewis | 23 Lewis |
| 72 | Georgia Tech | (A) | 6,373 | 25 Lewis | 7 Lewis |
| 58 | Wake Forest | (A) | 8,100 | 24 Lewis | 6 Lewis |
| 79 | Clemson | (H) | 11,925 | 18 Lewis | 7 Lewis |
| 67 | Duke | (A) | 8,564 | 23 Hood | 7 Lewis |
| 74 | Georgia Tech | (H) | 12,125 | 20 Johnson | 10 Lewis |
| 86 | North Carolina | (H) | 14,000 | 26 Lewis | 13 Lewis |
| 73 | Central Florida | (H) | 3,000 | 18 Lewis | 10 Dickerson |
| 78 | U.M.B.C. | (H) | 2,500 | 32 Lewis | 10 Lewis |
| 68 | Wake Forest | (H) | 11,250 | 28 Lewis | 15 Lewis |
| 72 | N.C. State | (H) | 8,660 | 26 Lewis | 10 Lewis |
| 117 | U.M.E.S. | (H) | 2,100 | 16 Powell | 7 Lewis |
| 77 | Virginia | (A) | 8,200 | 27 Hood | 12 Lewis |
| ACC 63 | North Carolina | (N) | 19,277 | 21 Hood | 8 Dickerson |

Game-by-Game Team Breakdown

| OPPONENT | MIN | FGA | FGM | % | FTA | FTM | % | PTS | OR | DR | TR | TO | ST | CH | AST | BLK | PF | EFF |
|-----------------------|-------------|-------------|-------------|-----------|-------------|-------------|-----------|-------------|------------|------------|-------------|-------------|------------|-----------|-------------|------------|------------|-------------|
| Winthrop | 200 | 50 | 29 | 58 | 28 | 16 | 57 | 76 | 11 | 22 | 33 | 10 | 4 | 1 | 19 | 5 | 16 | 86 |
| Fairleigh Dickinson | 200 | 50 | 26 | 52 | 24 | 16 | 67 | 70 | 7 | 29 | 36 | 21 | 1 | 5 | 18 | 5 | 18 | 71.5 |
| Notre Dame | 200 | 48 | 18 | 38 | 15 | 11 | 73 | 50 | 4 | 17 | 21 | 13 | 5 | 1 | 8 | 5 | 21 | 22.5 |
| N.C. State | 200 | 46 | 19 | 41 | 11 | 7 | 64 | 47 | 5 | 17 | 22 | 11 | 1 | 1 | 10 | 2 | 17 | 28 |
| Towson State | 200 | 45 | 29 | 64 | 32 | 18 | 56 | 79 | 7 | 28 | 35 | 13 | 4 | 0 | 16 | 7 | 22 | 82.5 |
| North Carolina | 200 | 50 | 24 | 48 | 22 | 15 | 68 | 65 | 10 | 15 | 25 | 28 | 8 | 2 | 15 | 4 | 20 | 43.5 |
| Virginia | 200 | 51 | 24 | 47 | 12 | 9 | 75 | 64 | 7 | 19 | 26 | 15 | 2 | 0 | 15 | 4 | 15 | 50.5 |
| Duke | 200 | 59 | 20 | 34 | 30 | 19 | 63 | 61 | 14 | 22 | 36 | 17 | 8 | 1 | 10 | 6 | 25 | 32.5 |
| Clemson | 200 | 50 | 24 | 48 | 14 | 12 | 86 | 64 | 8 | 20 | 28 | 22 | 4 | 1 | 13 | 3 | 20 | 43 |
| Bucknell | 200 | 52 | 23 | 44 | 32 | 28 | 88 | 77 | 11 | 26 | 37 | 11 | 6 | 0 | 18 | 8 | 14 | 87.5 |
| West Virginia | 200 | 44 | 20 | 46 | 24 | 20 | 83 | 65 | 9 | 23 | 32 | 21 | 5 | 1 | 14 | 8 | 16 | 61 |
| Old Dominion | 200 | 58 | 26 | 45 | 19 | 14 | 74 | 73 | 15 | 15 | 30 | 17 | 7 | 0 | 16 | 4 | 21 | 52 |
| James Madison | 200 | 54 | 26 | 48 | 38 | 34 | 90 | 90 | 6 | 35 | 41 | 15 | 3 | 0 | 8 | 14 | 19 | 90.5 |
| Georgia Tech | 200 | 59 | 27 | 46 | 17 | 13 | 77 | 72 | 12 | 14 | 26 | 17 | 12 | 1 | 21 | 3 | 19 | 64 |
| Wake Forest | 200 | 45 | 20 | 44 | 16 | 12 | 75 | 58 | 2 | 24 | 26 | 11 | 2 | 0 | 11 | 3 | 22 | 37.5 |
| Clemson | 200 | 49 | 29 | 59 | 21 | 15 | 71 | 79 | 4 | 15 | 19 | 11 | 2 | 1 | 21 | 6 | 13 | 79.5 |
| Duke | 200 | 50 | 27 | 54 | 16 | 11 | 69 | 67 | 5 | 21 | 28 | 18 | 1 | 0 | 13 | 2 | 18 | 46.5 |
| Georgia Tech | 200 | 42 | 25 | 60 | 25 | 14 | 56 | 74 | 5 | 15 | 20 | 16 | 6 | 0 | 20 | 6 | 18 | 66 |
| North Carolina | 200 | 59 | 31 | 53 | 26 | 18 | 69 | 86 | 8 | 27 | 35 | 19 | 7 | 2 | 24 | 2 | 20 | 84.5 |
| Central Florida | 200 | 60 | 28 | 47 | 16 | 12 | 75 | 73 | 5 | 33 | 38 | 14 | 7 | 1 | 21 | 8 | 18 | 80.5 |
| UMBC | 200 | 48 | 30 | 63 | 21 | 14 | 67 | 78 | 8 | 23 | 31 | 11 | 5 | 0 | 23 | 11 | 16 | 100.5 |
| Wake Forest | 200 | 51 | 25 | 49 | 21 | 15 | 71 | 68 | 11 | 19 | 30 | 13 | 3 | 1 | 15 | 6 | 15 | 63 |
| NC State | 200 | 54 | 26 | 48 | 18 | 13 | 72 | 72 | 16 | 13 | 29 | 21 | 6 | 1 | 17 | 3 | 22 | 50.5 |
| UMES | 200 | 69 | 46 | 67 | 28 | 16 | 57 | 117 | 11 | 29 | 40 | 11 | 11 | 2 | 30 | 17 | 12 | 167.5 |
| Virginia | 200 | 49 | 27 | 55 | 16 | 14 | 88 | 77 | 8 | 14 | 22 | 18 | 6 | 1 | 15 | 1 | 18 | 62.5 |
| ACC Tournament | | | | | | | | | | | | | | | | | | |
| North Carolina | 200 | 52 | 25 | 48 | 11 | 9 | 82 | 63 | 9 | 17 | 26 | 17 | 4 | 1 | 12 | 0 | 19 | 39.5 |
| Totals | 5200 | 1344 | 674 | 50 | 553 | 395 | 71 | 1865 | 218 | 552 | 770 | 411 | 130 | 24 | 423 | 143 | 474 | 1693 |
| Averages | 40 | 51.7 | 25.9 | | 21.3 | 15.2 | | 71.7 | | | 29.6 | 15.8 | | | 16.3 | | | 65.1 |

Three Point Field Goals: 122/290 42%

Game by Game Scoring, Rebounding

| MD | 76 | Winthrop | 58 | 23(9) | 10(4) | 15(5) | 11(6) | 9(2) | 2(1) | 4(3) | 0(0) | 2(1) | 0(0) | 0(0) | 0(1) | 0(0) | 0(0) | 0(0) | 0(0) |
|-----|-----|-----------------|----|--------|-------|-------|-------|-------|-------|------|------|-------|------|------|------|------|------|------|------|
| | 70 | F. Dickinson | 59 | 16(4) | 25(3) | 9(7) | 8(9) | 7(3) | 2(0) | 2(5) | 1(3) | 0(0) | X | X | X | 0(0) | X | X | X |
| | 50 | Notre Dame | 63 | 2(2) | 15(5) | 4(3) | 13(5) | 8(2) | 3(1) | 0(0) | 3(0) | 0(0) | 2(0) | 0(1) | 0(0) | 0(0) | X | X | X |
| | 47 | N.C. State | 69 | 11(5) | 4(0) | 8(6) | 17(5) | 2(2) | 3(0) | 0(0) | 2(2) | 0(1) | X | 0(0) | X | X | X | X | X |
| | 79 | Towson State | 71 | 25(15) | 10(1) | 12(6) | 19(5) | 7(2) | 2(1) | 4(2) | 0(0) | 0(0) | X | X | X | X | X | X | X |
| | 65 | North Carolina | 98 | 16(6) | 13(3) | 4(6) | 15(3) | 1(3) | 7(6) | 2(0) | 5(0) | 2(0) | X | 0(0) | X | X | X | X | X |
| | 64 | Virginia | 71 | 20(9) | 19(4) | 4(4) | 11(4) | 10(1) | 0(0) | 0(1) | X | 0(1) | X | X | X | X | X | X | X |
| | 61 | Duke | 85 | 9(9) | 6(1) | 5(6) | 22(5) | 9(2) | 0(3) | 0(2) | 0(0) | 10(4) | X | 0(1) | 0(0) | 0(0) | X | X | X |
| | 64 | Clemson | 72 | 15(4) | 4(2) | 15(4) | 20(3) | 0(0) | X | 0(0) | 2(0) | 8(3) | X | X | 0(0) | X | X | X | X |
| | 77 | Bucknell | 68 | 22(9) | 8(5) | 10(6) | 7(2) | 13(4) | 4(1) | 2(2) | 0(4) | 11(1) | X | X | X | X | X | X | X |
| | 65 | West Virginia | 62 | 22(17) | 16(1) | 6(4) | 16(6) | 5(3) | 0(0) | 0(0) | 0(0) | 0(0) | X | X | X | X | X | X | X |
| | 73 | Old Dominion | 87 | 27(11) | 8(3) | 5(3) | 4(4) | 5(0) | X | 0(0) | 0(0) | 24(2) | 0(0) | 0(2) | 0(0) | 0(0) | 0(0) | 0(0) | 0(0) |
| | 90 | James Madison | 76 | 29(23) | 2(2) | 2(6) | 22(6) | 8(1) | 2(0) | 0(0) | 9(0) | 16(3) | X | X | X | 0(0) | X | X | X |
| | 72 | Georgia Tech | 76 | 25(7) | 5(1) | 4(3) | 22(7) | 4(0) | 2(0) | X | 0(1) | 10(2) | X | 0(2) | X | X | X | X | X |
| | 58 | Wake Forest | 69 | 24(6) | 4(2) | 2(4) | 8(3) | 5(3) | 0(1) | X | 0(5) | 11(0) | 2(0) | X | 2(0) | X | 2(0) | X | 0(0) |
| | 79 | Clemson | 80 | 18(7) | 17(2) | 14(4) | 9(4) | 15(1) | X | 0(1) | 0(0) | 6(0) | X | 0(0) | X | X | X | X | X |
| | 67 | Duke | 76 | 11(7) | 8(3) | 18(6) | 23(2) | 1(1) | 0(0) | 0(0) | 4(3) | 2(0) | X | 0(1) | X | X | X | X | X |
| | 74 | Georgia Tech | 78 | 18(10) | 20(2) | 2(0) | 0(1) | 18(2) | 4(1) | 0(2) | 2(0) | 10(1) | X | 0(0) | X | X | X | X | X |
| | 86 | North Carolina | 93 | 26(13) | 19(5) | 14(7) | 5(1) | 11(3) | 0(0) | 0(0) | 0(1) | 11(2) | 0(0) | X | X | X | X | X | X |
| | 73 | Central Florida | 55 | 18(8) | 11(2) | 8(10) | 16(8) | 10(2) | 4(3) | 0(0) | 4(1) | 0(1) | 0(0) | 2(2) | X | X | X | 0(0) | X |
| | 78 | U.M.B.C. | 64 | 32(10) | 15(3) | 9(9) | 13(3) | 5(2) | 2(2) | X | 0(0) | 2(1) | X | X | X | X | X | X | X |
| | 68 | Wake Forest | 75 | 28(15) | 9(4) | 10(7) | 13(1) | 5(2) | 0(0) | 0(0) | 0(0) | 0(0) | X | X | X | X | X | X | X |
| | 72 | N.C. State | 85 | 26(10) | 8(2) | 3(9) | 11(2) | 17(2) | 3(1) | 2(2) | 0(0) | 2(0) | X | X | X | X | X | X | X |
| | 117 | U.M.E.S. | 51 | 15(7) | 14(4) | 13(6) | 13(1) | 10(2) | 13(6) | 4(2) | 8(2) | 16(0) | 7(2) | 2(6) | X | X | X | 2(1) | X |
| | 77 | Virginia | 82 | 17(12) | 2(0) | 10(6) | 27(2) | 6(1) | 2(0) | 0(0) | 4(0) | 9(0) | X | X | X | X | X | X | X |
| ACC | 63 | North Carolina | 82 | 15(4) | 10(3) | 10(8) | 21(3) | 2(3) | 0(0) | 2(0) | 0(2) | 3(0) | X | 0(0) | X | X | X | X | X |



1986-87 Maryland Game Highs

| | |
|----------------------------|---------------------------|
| Most Points—Game | 117 vs UMES (H) |
| Fewest Points—Game | 47 vs NC State (A) |
| Most Points—Half | 61 vs UMES (H) |
| Fewest Points—Half | 19 vs Notre Dame (H) |
| Most Field Goals Attempted | 69 vs UMES (H) |
| Most Field Goals Made | 46 vs UMES (H) |
| Highest Field Goal Percent | .667 vs UMES (H) |
| Most Free Throws Attempted | 38 vs James Madison (A) |
| Most Free Throws Made | 34 vs James Madison (A) |
| Highest Free Throw Percent | .895 vs James Madison (A) |
| Most Offensive Rebounds | 12 vs Duke (A) |
| Most Defensive Rebounds | 35 vs James Madison (A) |
| Most Total Rebounds | 37 vs Bucknell (H) |
| Most Assists | 30 vs UMES |
| Fewest Turnovers | 10 vs Winthrop (H) |
| Most Steals | 12 vs Georgia Tech (A) |
| Most Blocked Shots | 14 vs James Madison (A) |
| Fewest Personal Fouls | 12 vs UMES (H) |

1986-87 Individual Game Highs

| | |
|----------------------------|-------------------------------------------------------------------------------|
| Most Points | 32 by Derrick Lewis vs UMBC (H) |
| Most Field Goals Attempted | 20 by Derrick Lewis vs NC State (H) |
| Most Field Goals Made | 13 by Derrick Lewis vs UMBC (H) vs NC State (H) |
| Highest Field Goal Percent | .812 by Derrick Lewis UMBC (H) 13 of 16 |
| Most Free Throws Attempted | 16 by Derrick Lewis vs Towson State (H) |
| Most Free Throws Made | 9 by Derrick Lewis vs Towson State (H) James Madison (A) and Georgia Tech (A) |
| Highest Free Throw Percent | 1,000 by Derrick Lewis vs Georgia Tech (A) 9 of 9 |
| Most Rebounds | 23 by Derrick Lewis vs James Madison (A) 4 Offense—19 Defense |
| Most Assists | 10 by John Johnson vs Winthrop (H) |
| Most Steals | 4 by Derrick Lewis vs North Carolina (A) 4 by Steve Hood vs Duke (H) |

1986-87 Individual Season Highs

Field Goal Percentage

| | |
|----------------|------|
| Derrick Lewis | .602 |
| Mark Karver | .543 |
| Greg Nared | .519 |
| Dave Dickerson | .512 |
| Steve Hood | .469 |

Free Throw Percentage

| | |
|----------------|------|
| Mark Karver | .875 |
| John Johnson | .796 |
| Teyon McCoy | .730 |
| Dave Dickerson | .721 |
| Derrick Lewis | .672 |

Total Rebounds

| | |
|----------------|--------------------|
| Derrick Lewis | 248 — 62-0 — 186-D |
| Dave Dickerson | 145 — 47-0 — 98-D |
| Steve Hood | 101 — 19-0 — 82-D |
| John Johnson | 66 — 22-0 — 44-D |
| Teyon McCoy | 49 — 7-0 — 49-D |

Assists

| | |
|----------------|-----|
| Teyon McCoy | 111 |
| John Johnson | 85 |
| Steve Hood | 56 |
| Derrick Lewis | 50 |
| Dave Dickerson | 48 |

Total Points

| | |
|----------------|-----|
| Derrick Lewis | 510 |
| Steve Hood | 369 |
| John Johnson | 282 |
| Dave Dickerson | 216 |
| Teyon McCoy | 193 |

3-Point Field Goals

| | | |
|----------------|-------|------|
| Teyon McCoy | 36/80 | .450 |
| John Johnson | 20/55 | .364 |
| Greg Nared | 3/6 | .500 |
| Derrick Lewis | 1/5 | .200 |
| Steve Hood | 35/80 | .438 |
| Mark Karver | 3/6 | .500 |
| Mitch Kasoff | 1/3 | .333 |
| Dave Dickerson | 0/1 | .000 |



1986-87 ACC FINAL STATISTICS

Conference Games

| Team | Conference Games | | | Off. | | Def. | | All Games | | |
|-----------------------|------------------|-----------|-------------|-------------|-------------|----------|-----------|-------------|-------------|-------------|
| | Won | Lost | Pct. | Avg. | Avg. | Won | Lost | Pct. | Avg. | Def. |
| North Carolina | 14 | 0 | 1.000 | 91.1 | 75.5 | 31 | 3 | .912 | 92.2 | 74.9 |
| Clemson | 10 | 4 | .714 | 82.9 | 81.1 | 25 | 6 | .806 | 86.1 | 71.5 |
| Duke | 9 | 5 | .643 | 73.8 | 69.7 | 24 | 8 | .750 | 77.0 | 66.7 |
| Virginia | 8 | 6 | .571 | 71.0 | 70.5 | 21 | 10 | .677 | 74.2 | 68.4 |
| Georgia Tech | 7 | 7 | .500 | 71.1 | 72.2 | 16 | 13 | .552 | 70.7 | 68.5 |
| N.C. State* | 6 | 8 | .429 | 72.2 | 73.4 | 20 | 15 | .571 | 77.5 | 74.8 |
| Wake Forest | 2 | 12 | .143 | 66.4 | 74.9 | 14 | 15 | .483 | 68.9 | 68.1 |
| Maryland | 0 | 14 | .000 | 68.1 | 79.2 | 9 | 17 | .346 | 71.7 | 73.3 |

(*Won Championship In Conference Tournament)

(RECORD AGAINST NON-CONFERENCE OPPOSITION: Won 97, Lost 24 — Pct. 80.2)

Scoring

(5-0 Average of Better)

| Player, School | FG | FT | Pts. | Avg. | John Johnson, MD | 91 | 82 | 284 | 10.9 |
|--------------------------------|------------|------------|------------|-------------|---------------------------------|-----------|-----------|------------|------------|
| Horace Grant, Clemson | 256 | 138 | 651 | 21.0 | Rod Watson, WF | 104 | 29 | 273 | 10.9 |
| Derrick Lewis, MD | 195 | 119 | 510 | 19.6 | Vinny Del Negro, NCS | 133 | 63 | 365 | 10.4 |
| Duane Ferrell, GaT | 201 | 112 | 520 | 17.9 | Dave Popson, UNC | 143 | 53 | 339 | 10.0 |
| Kenny Smith, UNC | 196 | 70 | 545 | 17.0 | Anthony Jerkins, Clemson | 95 | 24 | 274 | 9.1 |
| Andrew Kennedy, VA | 191 | 130 | 512 | 16.5 | Elden Campbell, Clemson | 107 | 59 | 273 | 8.8 |
| Tom Hammonds, GaT. | 206 | 59 | 471 | 16.2 | Michael Brown, Clemson | 83 | 37 | 237 | 8.8 |
| Joe Wolf, UNC | 201 | 68 | 491 | 15.3 | Dave Dickerson, MD | 86 | 44 | 216 | 8.3 |
| Bennie Bolton, NCS | 148 | 159 | 524 | 15.0 | Larry Middleton, Clemson | 62 | 52 | 192 | 8.0 |
| Tyrone Boggs, WF | 159 | 75 | 428 | 14.8 | Ranzino Smith, UNC | 95 | 42 | 258 | 7.6 |
| J. R. Reid, UNC | 176 | 130 | 482 | 14.2 | Craig Neal, GaT | 74 | 36 | 218 | 7.5 |
| Steve Hood, MD | 136 | 62 | 369 | 14.2 | Teyon McCoy, MD | 65 | 27 | 193 | 7.4 |
| Jeff Lebo, UNC | 154 | 74 | 449 | 14.0 | Billy King, Duke | 76 | 52 | 204 | 7.3 |
| C. Shackelford, NCS | 204 | 66 | 474 | 13.9 | Mike Giomi, NCS | 106 | 35 | 247 | 7.1 |
| Danny Ferry, Duke | 165 | 90 | 441 | 13.8 | Brian Oliver, GaT | 73 | 54 | 207 | 7.1 |
| Bruce Dalrymple, GaT | 143 | 77 | 375 | 13.4 | Quin Snyder, Duke | 71 | 45 | 220 | 6.9 |
| Sam Ivy, WF | 170 | 42 | 382 | 13.2 | Chucky Brown, NCS | 81 | 61 | 223 | 6.6 |
| Michael Tait, Clemson | 138 | 54 | 400 | 12.9 | G. Marshall, Clemson | 63 | 37 | 182 | 6.1 |
| Mark Cline, WF | 137 | 45 | 374 | 12.9 | Ivan Powell, MD | 54 | 24 | 155 | 6.0 |
| Richard Morgan, VA | 158 | 50 | 383 | 12.4 | Tony Black, WF | 72 | 18 | 164 | 5.9 |
| Jerry Pryor, Clemson | 159 | 59 | 377 | 12.2 | Scott Williams, UNC | 76 | 43 | 195 | 5.7 |
| Tommy Amaker, Duke | 148 | 46 | 383 | 12.0 | Robert Brickey, Duke | 76 | 29 | 181 | 5.7 |
| John Smith, Duke | 133 | 104 | 371 | 12.0 | Walker Lambiotte, NCS | 81 | 19 | 185 | 5.4 |
| John Johnson, VA | 132 | 99 | 369 | 11.9 | Antoine Ford, GaT | 61 | 26 | 148 | 5.1 |
| Mel Kennedy, VA | 150 | 55 | 362 | 11.7 | Cal Boyd, WF | 49 | 27 | 141 | 5.0 |
| Tom Sheehy, VA | 146 | 62 | 360 | 11.6 | | | | | |
| Kevin Strickland, Duke | 116 | 79 | 346 | 11.5 | | | | | |

(A Player Must Have Played In 75 Percent Of His Team's Games To Be Ranked)



ACC Standings and Statistics

FIELD GOAL PERCENTAGE

(Minimum 5 FGs Scored Per Game)

| Player, School | FGM | FGA | Pct. |
|--------------------------|------------|------------|-------------|
| Horace Grant, Clemson | 256 | 390 | .656 |
| Derrick Lewis, MD | 195 | 324 | .602 |
| Jerry Pryor, Clemson | 159 | 277 | .574 |
| J. R. Reid, UNC | 176 | 307 | .573 |
| Tom Hammonds, GaT | 206 | 362 | .569 |
| Andrew Kennedy, VA | 191 | 337 | .567 |
| Sam Ivy, WF | 170 | 301 | .565 |
| Joe Wolf, UNC | 201 | 357 | .563 |
| Duane Ferrell, GaT | 201 | 387 | .519 |
| Kenny Smith, UNC | 196 | 387 | .506 |

FREE THROW PERCENTAGE

(Minimum 2.5 FTs Scored Per Game)

| Player, School | FTM | FTA | Pct. |
|-------------------------|-----------|------------|-------------|
| Danny Ferry, Duke | 90 | 106 | .849 |
| Bennie Bolton, NCS | 159 | 194 | .820 |
| Kevin Strickland, Duke | 79 | 97 | .814 |
| Duane Ferrell, GaT | 112 | 138 | .812 |
| John Johnson, VA | 99 | 122 | .811 |
| Tyrone Boggs, WF | 75 | 93 | .806 |
| John Smith, Duke | 104 | 130 | .800 |
| John Johnson, MD | 82 | 103 | .796 |
| Andrew Kennedy, VA | 130 | 173 | .751 |
| Bruce Dalrymple, GaT | 77 | 107 | .720 |

REBOUNDING

| Player, School | GAMES | NO. | AVG. |
|--------------------------|-----------|------------|------------|
| Horace Grant, Clemson | 31 | 299 | 9.6 |
| Derrick Lewis, MD | 26 | 248 | 9.5 |
| Danny Ferry, Duke | 32 | 249 | 7.8 |
| Andrew Kennedy, VA | 31 | 242 | 7.8 |
| C. Shackleford, NCS | 34 | 260 | 7.6 |
| J. R. Reid, UNC | 34 | 257 | 7.6 |
| Tom Hammonds, GaT | 29 | 208 | 7.2 |
| Joe Wolf, UNC | 32 | 223 | 7.0 |
| Tom Sheehy, VA | 31 | 193 | 6.2 |
| Sam Ivy, WF | 29 | 178 | 6.1 |

ASSISTS

| Player, School | GAMES | NO. | AVG. |
|---------------------------|-----------|------------|------------|
| Tyrone Boggs, WF | 29 | 276 | 9.5 |
| Grayson Marshall, Clemson | 30 | 221 | 7.4 |
| John Johnson, VA | 31 | 194 | 6.3 |
| Kenny Smith, UNC | 32 | 190 | 5.9 |
| Craig Neal, GaT | 29 | 166 | 5.7 |
| Jeff Lebo, UNC | 32 | 144 | 4.5 |
| Danny Ferry, Duke | 32 | 137 | 4.3 |
| Teyon McCoy, MD | 26 | 111 | 4.3 |
| Bruce Dalrymple, GaT | 28 | 108 | 3.9 |
| Tommy Amaker, Duke | 32 | 117 | 3.7 |

3-POINT FG PERCENTAGE

(Minimum 1 Made Per Game)

| Player, School | MADE | ATT. | Pct. |
|--------------------------|-----------|-----------|-------------|
| Michael Tait, Clemson | 70 | 136 | .515 |
| Vinny Del Negro, NCS | 36 | 72 | .500 |
| Jeff Lebo, UNC | 67 | 142 | .472 |
| Anthony Jenkins, Clemson | 60 | 133 | .451 |
| Teyon McCoy, MD | 36 | 78 | .450 |
| Michael Brown, Clemson | 34 | 76 | .447 |
| Tyrone Boggs, WF | 35 | 79 | .443 |
| Steve Hood, MD | 35 | 80 | .438 |
| Bennie Bolton, NCS | 69 | 161 | .429 |
| Kenny Smith, UNC | 83 | 198 | .419 |
| Craig Neal, GaT | 34 | 82 | .415 |
| Mark Cline, WF | 55 | 133 | .414 |
| Tommy Amaker, Duke | 41 | 100 | .410 |
| Kevin Strickland, Duke | 35 | 88 | .398 |
| Rod Watson, WF | 36 | 99 | .364 |
| Quin Snyder, Duke | 33 | 92 | .359 |

STEALS

| Player, School | GAMES | NO. | AVG. |
|---------------------------|-----------|-----------|------------|
| Tyrone Boggs, WF | 29 | 70 | 2.4 |
| Billy King, Duke | 28 | 52 | 1.9 |
| Tommy Amaker, Duke | 32 | 57 | 1.8 |
| Bruce Dalrymple, GaT | 28 | 51 | 1.8 |
| Michael Tait, Clemson | 31 | 54 | 1.7 |
| Grayson Marshall, Clemson | 30 | 51 | 1.7 |
| Kenny Smith, UNC | 32 | 49 | 1.5 |
| Richard Morgan, VA | 31 | 46 | 1.5 |
| Derrick Lewis, MD | 26 | 38 | 1.5 |
| Jeff Lebo, UNC | 32 | 46 | 1.4 |

3-POINT FG AVERAGE


(Minimum 1 Made Per Game)

| Player, School | GAMES | NO. | AVG. |
|--------------------------|-----------|-----------|------------|
| Kenny Smith, UNC | 32 | 83 | 2.6 |
| Michael Tait, Clemson | 31 | 70 | 2.3 |
| Jeff Lebo, UNC | 32 | 67 | 2.1 |
| Bennie Bolton, NCS | 35 | 69 | 2.0 |
| Anthony Jenkins, Clemson | 30 | 60 | 2.0 |
| Mark Cline, WF | 29 | 55 | 1.9 |
| Teyon McCoy, MD | 26 | 36 | 1.4 |
| Rod Watson, WF | 25 | 36 | 1.4 |
| Tommy Amaker, Duke | 32 | 41 | 1.3 |
| Steve Hood, MD | 26 | 35 | 1.3 |
| Michael Brown, Clemson | 27 | 34 | 1.3 |
| Kevin Strickland, Duke | 30 | 35 | 1.2 |
| Tyrone Boggs, WF | 29 | 35 | 1.2 |
| Craig Neal, GaT | 29 | 34 | 1.2 |
| Vinny Del Negro, NCS | 35 | 36 | 1.0 |
| Quin Snyder, Duke | 32 | 33 | 1.0 |

BLOCKED SHOTS

| Player, School | GAMES | NO. | AVG. |
|--------------------------|-----------|------------|------------|
| Derrick Lewis, MD | 26 | 114 | 4.4 |
| Elden Campbell, Clemson | 31 | 62 | 2.0 |
| Antoine Ford, GaT | 29 | 45 | 1.6 |
| C. Shackleford, NCS | 34 | 48 | 1.4 |
| Dave Popson, UNC | 34 | 27 | 0.8 |
| Scott Williams, UNC | 34 | 26 | 0.8 |
| Horace Grant, Clemson | 31 | 25 | 0.8 |
| Martin Nessley, Duke | 32 | 24 | 0.8 |
| J. R. Reid, UNC | 34 | 23 | 0.7 |
| Kevin Strickland, Duke | 30 | 22 | 0.7 |

THE RECORD BOOKS



ALL-TIME POSTSEASON HISTORY

Southern Conference Tournaments (1923 to 1953): Won 13, Lost 22; one Southern Conference Tournament Championship (1931).

Atlantic Coast Conference Tournaments (1954-1987): Won 24, Lost 32; two ACC Championships (1958 and 1984).

ACC Tournament Breakdown

| Year | Opponent | Score | Cum. Record |
|------|-------------------|-----------|-------------|
| 1954 | Clemson | 75-59 W | 1-0 |
| | Wake Forest | 64-56 L | 1-1 |
| 1955 | Virginia | 68-67 L | 1-2 |
| 1956 | Duke | 94-69 L | 1-3 |
| 1957 | Virginia | 71-68 W | 2-3 |
| | South Carolina | 74-64 L | 2-4 |
| 1958 | Virginia | 70-66 W | 3-4 |
| | Duke | 71-65 W | 4-4 |
| | North Carolina* | 86-74 W | 5-4 |
| 1959 | Virginia | 66-65 L | 5-5 |
| 1960 | N.C. State | 74-58 L | 5-6 |
| 1961 | Clemson | 91-75 W | 6-6 |
| | Wake Forest | 98-76 L | 6-7 |
| 1962 | Duke | 71-58 L | 6-8 |
| 1963 | Wake Forest | 80-41 L | 6-9 |
| 1964 | Clemson | 81-67 L | 6-10 |
| 1965 | Clemson | 61-50 W | 7-10 |
| | N.C. State | 76-67 L | 6-11 |
| 1966 | North Carolina | 77-70 L | 6-12 |
| 1967 | South Carolina | 57-54 L | 6-13 |
| 1968 | N.C. State | 63-54 L | 6-14 |
| 1969 | South Carolina | 92-71 L | 6-15 |
| 1970 | N.C. State | 67-57 L | 6-16 |
| 1971 | South Carolina | 71-63 L | 6-17 |
| 1972 | Clemson | 54-52 W | 7-17 |
| | Virginia | 62-57 W | 8-17 |
| | North Carolina* | 73-64 L | 9-18 |
| 1973 | Clemson | 77-61 W | 10-18 |
| | Wake Forest | 73-65 W | 11-18 |
| | N.C. State* | 76-74 L | 11-19 |
| 1974 | Duke | 85-66 W | 12-19 |
| | North Carolina | 105-83 W | 13-19 |
| | N.C. State* | 103-100 L | 13-20 |
| 1975 | N.C. State | 87-85 L | 13-21 |
| 1976 | Duke (ot) | 80-78 W | 14-21 |
| | Virginia | 73-65 L | 14-22 |
| 1977 | N.C. State | 82-72 L | 14-23 |
| 1978 | N.C. State (3 ot) | 109-108 W | 15-23 |
| | Duke | 81-69 L | 15-24 |
| 1979 | Clemson | 75-67 W | 16-24 |
| | North Carolina | 102-79 L | 16-25 |
| 1980 | Georgia Tech | 52-49 W | 17-25 |
| | Clemson | 91-85 W | 18-25 |
| | Duke* | 73-72 L | 18-26 |
| 1981 | Duke | 56-53 W | 19-26 |
| | Virginia | 85-62 W | 20-26 |
| | North Carolina* | 61-60 L | 20-27 |
| 1982 | N.C. State | 40-28 L | 20-28 |
| 1983 | Georgia Tech (ot) | 64-58 L | 20-29 |
| 1984 | N.C. State | 69-63 W | 21-29 |
| | Wake Forest | 66-64 W | 22-29 |
| | Duke* | 74-62 W | 23-29 |
| 1985 | Duke | 86-73 L | 23-30 |
| 1986 | North Carolina | 85-75 W | 24-30 |
| | Georgia Tech | 64-62 L | 24-31 |
| 1987 | North Carolina | 63-82 L | 24-32 |

*ACC Tournament Championship Game

ACC Tournament Breakdown

Coaches in ACC Tournament (Totals 24-31)

| | |
|----------------|-------|
| Bud Millikan | 6-13 |
| Frank Fellows | 0-2 |
| Lefty Driesell | 18-16 |
| Bob Wade | 0-1 |

Breakdown by Round

| | |
|---------------|-------|
| Quarterfinals | 16-18 |
| Semifinals | 7-8 |
| Champ. Game | 2-5 |

Breakdown by Opponent

| | |
|----------------|-----|
| Clemson | 7-1 |
| Duke | 5-5 |
| Georgia Tech | 1-2 |
| North Carolina | 3-4 |
| N.C. State | 2-9 |
| South Carolina | 0-4 |
| Virginia | 4-3 |
| Wake Forest | 2-3 |

Breakdown by Location

| | |
|----------------|-------|
| Atlanta, GA | 0-2 |
| Charlotte, NC | 0-3 |
| Greensboro, NC | 15-12 |
| Landover, MD | 3-3 |
| Raleigh, NC | 6-12 |

Considered by many as one of the greatest spectacles in sports, the ACC Tournament returns to the Greensboro Coliseum this year. Played at Reynolds Coliseum (Raleigh) from 1954 to 1966, the tournament was held in Charlotte from 1968 to 1970 before stationing in Greensboro, where it was played through 1975. In 1976, the tournament made its first appearance in Landover, then moved back to Greensboro from 1977 to 1980. Landover was again the site in 1981; the tournament has also been played in Atlanta (1983 and 1985).

NCAA Tournament Breakdown

| Year | Opponent | Region/Round | Score | Cumulative Record |
|------|------------------|------------------------|----------|-------------------|
| 1958 | Boston College | East quarterfinal | 86-63 W | 1-0 |
| | Temple | East semifinal | 81-67 L | 1-1 |
| | Manhattan | East third place | 59-55 W | 2-1 |
| 1973 | Syracuse | East semifinal | 91-75 W | 3-1 |
| | Providence | East final | 103-89 L | 3-2 |
| 1975 | Creighton | Midwest quarterfinal | 83-79 W | 4-2 |
| | Notre Dame | Midwest semifinal | 83-71 W | 5-2 |
| | Louisville | Midwest final | 96-82 L | 5-3 |
| 1980 | Tennessee | East quarterfinal | 86-75 W | 6-3 |
| | Georgetown | East semifinal | 74-68 L | 6-4 |
| 1981 | Tenn.-Chat. | Midwest quarterfinal | 81-69 W | 7-4 |
| | Indiana | Midwest semifinal | 99-64 L | 7-5 |
| 1983 | Tenn.-Chat. | Midwest quarterfinal | 52-51 W | 8-5 |
| | Houston | Midwest semifinal | 60-50 L | 8-6 |
| 1984 | West Virginia | Mideast quarterfinal | 102-77 W | 9-6 |
| | Illinois | Mideast semifinal | 72-70 L | 9-7 |
| 1985 | Miami (Ohio) | Southeast first round | 69-68 W | 10-7 |
| | Navy | Southeast quarterfinal | 64-59 W | 11-7 |
| | Villanova | Southeast semifinal | 46-43 L | 11-8 |
| 1986 | Pepperdine | West first round | 69-64 W | 12-8 |
| | Nevada-Las Vegas | West quarterfinal | 70-64 L | 12-9 |

NCAA Tournaments (Nine appearances):

Won 12, Lost 9; Regional Finalist in 1973 and 1975; Final 16 in 1984 and 1985

Postseason History (Con't.)

NCAA Tournament Breakdowns

| Coaches in ACC Tournament | | Breakdown by Region | |
|------------------------------|------|------------------------|-----|
| Bud Millikan | 2-1 | East | 4-3 |
| Lefty Driesell | 10-8 | Southeast | 2-1 |
| | | Mideast | 1-1 |
| | | Midwest | 4-3 |
| | | West | 1-1 |

National Invitational Tournament (NIT—two appearances): Won 5, Lost 1; Tournament Champion in 1972.

NIT

| Year | Opponent | Score | Cumulative Record |
|------|--------------|----------------|----------------------|
| 1972 | St. Joseph's | 67-55 W | 1-0 |
| | Syracuse | 71-65 W | 2-0 |
| | Jacksonville | 91-77 W | 3-0 |
| | Niagara* | 100-69 W | 4-0 |
| 1979 | Rhode Island | 67-65 W (3 OT) | 5-0 |
| | Ohio State | 79-72 L | 5-1 |



Below: Tom McMillen with the 1972 NIT Most Valuable Player Trophy.



Maryland Invitational Tournament Records

| | | | | |
|------|---------------------|-----|------------------|----|
| 1971 | Maryland | 103 | Western Kentucky | 67 |
| | St. John's | 94 | Harvard | 88 |
| | Third Place | | | |
| | Harvard | 107 | Western Kentucky | 89 |
| | Championship | | | |
| | Maryland | 90 | St. John's | 69 |
| 1972 | Maryland | 90 | Georgia Tech | 55 |
| | Syracuse | 74 | Bowling Green | 73 |
| | Third Place | | | |
| | Bowling Green | 102 | Georgia Tech | 87 |
| | Championship | | | |
| | Maryland | 90 | Syracuse | 76 |
| 1973 | Maryland | 102 | Holy Cross | 75 |
| | Boston College | 94 | Michigan State | 81 |
| | Third Place | | | |
| | Michigan State | 97 | Holy Cross | 85 |
| | Championship | | | |
| | Maryland | 58 | Boston College | 37 |
| 1974 | Maryland | 105 | Georgia Tech | 67 |
| | UCLA | 78 | St. Bonaventure | 62 |
| | Third Place | | | |
| | Georgia Tech | 70 | St. Bonaventure | 61 |
| | Championship | | | |
| | UCLA | 81 | Maryland | 75 |
| 1975 | Maryland | 104 | Seton Hall | 69 |
| | Princeton | 61 | Alabama | 59 |
| | Third Place | | | |
| | Alabama | 100 | Seton Hall | 64 |
| | Championship | | | |
| | Maryland | 66 | Princeton | 59 |
| 1976 | Maryland | 84 | Xavier | 74 |
| | Syracuse | 116 | Duquesne | 86 |
| | Third Place | | | |
| | Duquesne | 86 | Xavier | 80 |
| | Championship | | | |
| | Maryland | 96 | Syracuse | 85 |
| 1977 | Maryland | 91 | Western Kentucky | 78 |
| | Georgia Tech | 73 | St. John's | 67 |
| | Third Place | | | |
| | St. John's | 80 | Western Kentucky | 63 |
| | Championship | | | |
| | Maryland | 65 | Georgia Tech | 63 |
| 1978 | Maryland | 62 | St. Joseph's | 57 |
| | Southern Calif. | 78 | Holy Cross | 60 |
| | Third Place | | | |
| | St. Joseph's | 62 | Holy Cross | 58 |
| | Championship | | | |
| | Maryland | 83 | Southern Calif. | 79 |
| 1979 | Maryland | 115 | Miami of Ohio | 76 |
| | Temple | 85 | Harvard | 73 |
| | Third Place | | | |
| | Miami of Ohio | 86 | Harvard | 79 |
| | Championship | | | |
| | Maryland | 85 | Temple | 63 |
| 1980 | Maryland | 114 | Marshall | 89 |
| | St. Joseph's | 87 | Bowling Green | 76 |
| | Third Place | | | |
| | Marshall | 87 | Bowling Green | 85 |
| | Championship | | | |
| | Maryland | 74 | | |
| 1983 | Maryland | 58 | Randolph Macon | 52 |
| | LaSalle | 65 | G. Washington | 64 |
| | Third Place | | | |
| | G. Washington | 54 | Randolph Macon | 47 |
| | Championship | | | |
| | Maryland | 96 | LaSalle | 83 |

MOST VALUABLE PLAYER AWARD

| | |
|------|------------------------------|
| 1971 | — Len Elmore — Maryland |
| 1972 | — Tom McMillen — Maryland |
| 1973 | — Len Elmore — Maryland |
| 1974 | — David Meyers — UCLA |
| 1975 | — John Lucas — Maryland |
| 1976 | — Steve Sheppard — Maryland |
| 1977 | — Lawrence Boston — Maryland |
| 1978 | — Albert King — Maryland |
| 1979 | — Albert King — Maryland |
| 1980 | — Albert King — Maryland |
| 1983 | — Ben Coleman — Maryland |

ALL-TIME LEADERS, SEASON & CAREER . . .

Top 10 Single Season Marks

| Scoring | Year | Games | Points | Avg. |
|--------------|---------|-------|--------|------|
| Will Hetzel | 1968-69 | 26 | 605 | 23.3 |
| Len Bias | 1985-86 | 32 | 743* | 23.2 |
| Gene Shue | 1952-53 | 23 | 508 | 22.1 |
| Gene Shue | 1953-54 | 30 | 654 | 21.8 |
| Albert King | 1979-80 | 31 | 674 | 21.7 |
| Tom McMillen | 1972-73 | 29 | 616 | 21.2 |
| Tom McMillen | 1971-72 | 32 | 667 | 20.8 |
| Bob Kessler | 1954-55 | 24 | 490 | 20.4 |
| Bob Kessler | 1955-56 | 24 | 487 | 20.3 |
| John Lucas | 1975-76 | 28 | 557 | 20.1 |

| Rebounding | Year | Games | Reb. | Avg. |
|---------------|---------|-------|------|------|
| Len Elmore | 1973-74 | 28 | 412* | 14.7 |
| Bob Kessler | 1955-56 | 24 | 336 | 14.0 |
| Al Bunge | 1959-60 | 23 | 289 | 12.6 |
| Will Hetzel | 1968-69 | 26 | 318 | 12.2 |
| Buck Williams | 1980-81 | 31 | 363 | 11.7 |
| Len Elmore | 1972-73 | 26 | 290 | 11.2 |
| Tom Roy | 1974-75 | 29 | 321 | 11.1 |
| Len Elmore | 1971-72 | 32 | 351 | 11.0 |
| Buck Williams | 1978-79 | 30 | 323 | 10.8 |
| Bob McDonald | 1960-61 | 26 | 279 | 10.7 |

| Assists | Year | Games | Assists | Avg. |
|---------------|---------|-------|---------|-------|
| Keith Gatlin | 1985-86 | 32 | 204 | 6.4 |
| Keith Gatlin | 1984-85 | 37 | 221* | 6.0 |
| John Lucas | 1972-73 | 30 | 178 | 5.93 |
| Brad Davis | 1975-76 | 28 | 165 | 5.89 |
| John Lucas | 1973-74 | 28 | 159 | 5.6 |
| Mickey Wiles | 1969-70 | 26 | 135 | 5.2 |
| Brad Davis | 1976-77 | 27 | 132 | 4.9 |
| Keith Gatlin | 1983-84 | 32 | 148 | 4.622 |
| Brad Davis | 1974-75 | 29 | 134 | 4.621 |
| Ernest Graham | 1979-80 | 31 | 136 | 4.4 |

| Field Goal Pct. | Year | Games | FGM | FGA* | Pct. |
|-----------------|---------|-------|-----|------|------|
| Buck Williams | 1980-81 | 31 | 183 | 283 | 64.7 |
| Greg Manning | 1979-80 | 30 | 196 | 305 | 64.3 |
| Charles Pittman | 1981-82 | 24 | 102 | 167 | 61.1 |
| Ben Coleman | 1983-84 | 32 | 194 | 319 | 60.8 |
| Buck Williams | 1979-80 | 24 | 143 | 236 | 60.6 |
| Tom Roy | 1974-75 | 29 | 129 | 213 | 60.6 |
| Bob Bodell | 1971-72 | 32 | 70 | 117 | 59.8 |
| Lawrence Boston | 1976-77 | 26 | 150 | 251 | 59.7 |
| Larry Gibson | 1976-77 | 27 | 115 | 195 | 58.9 |
| Tom McMillen | 1972-73 | 29 | 250 | 427 | 58.5 |

*Minimum 100 field goal attempts

| Free Throw Pct. | Year | Games | FTM | FTA* | Pct. |
|-----------------|---------|-------|-----|------|------|
| Greg Manning | 1979-80 | 30 | 79 | 87 | 90.8 |
| Len Bias | 1985-86 | 32 | 209 | 242 | 86.4 |
| Jo Jo Hunter | 1977-78 | 27 | 57 | 66 | 86.3 |
| Keith Gatlin | 1984-85 | 37 | 50 | 58 | 86.2 |
| Greg Manning | 1978-79 | 29 | 66 | 77 | 85.7 |
| Greg Manning | 1977-78 | 28 | 92 | 108 | 85.2 |
| Jim O'Brien | 1972-73 | 30 | 92 | 109 | 84.4 |
| Owen Brown | 1974-75 | 29 | 63 | 76 | 82.9 |
| Maurice Howard | 1975-76 | 28 | 72 | 87 | 82.8 |
| Albert King | 1979-80 | 31 | 124 | 151 | 82.1 |
| Greg Manning | 1980-81 | 31 | 78 | 95 | 82.1 |

*Minimum 50 free throw attempts

All-Time Career Scorers

| | |
|---------------|-------|
| Len Bias | 2,149 |
| Albert King | 2,058 |
| Adrian Branch | 2,017 |
| John Lucas | 2,015 |
| Tom McMillen | 1,807 |
| Ernest Graham | 1,607 |
| Greg Manning | 1,561 |
| Gene Shue | 1,397 |
| Will Hetzel | 1,370 |
| Jay McMillen | 1,300 |

All-Time Career Rebounders

| | |
|-----------------|-------|
| Len Elmore | 1,053 |
| Buck Williams | 928 |
| Larry Gibson | 895 |
| Tom McMillen | 859 |
| Bob Kessler | 849 |
| Al Bunge | 795 |
| Len Bias | 745 |
| Albert King | 715 |
| Derrick Lewis | 711 |
| Will Hetzel | 689 |
| Lawrence Boston | 629 |

Career Assist Leaders

| | |
|----------------|-----|
| Keith Gatlin | 573 |
| John Lucas | 514 |
| Dutch Morley | 460 |
| Brad Davis | 431 |
| Jeff Adkins | 360 |
| Ernest Graham | 346 |
| Albert King | 304 |
| Greg Manning | 271 |
| Bob Bodell | 241 |
| Maurice Howard | 219 |

Field Goal Percentage

| | |
|-----------------|------|
| Buck Williams | 61.5 |
| Greg Manning | 58.3 |
| Lawrence Boston | 57.6 |
| Tom McMillen | 55.5 |
| Larry Gibson | 55.1 |
| Maurice Howard | 54.7 |
| Tom Roy | 54.1 |
| Len Bias | 53.6 |
| Jap Trimble | 53.1 |
| Speedy Jones | 52.8 |

Free Throw Percentage

| | |
|-----------------|------|
| Greg Manning | 85.8 |
| Jim O'Brien | 80.3 |
| Keith Gatlin | 80.2 |
| Tom McMillen | 79.9 |
| Mark Fothergill | 79.9 |
| Len Bias | 79.5 |
| Dutch Morley | 79.1 |
| John Lucas | 77.8 |
| Albert King | 77.5 |
| Maurice Howard | 76.4 |

Terps On All-ACC Teams

| | | |
|-----------------------|-------------------|-------|
| Gene Shue | First Team | 1954 |
| Bob Kessler | Second Team | 1955 |
| Bob Kessler | Second Team | 1956 |
| Bob O'Brien | Second Team | 1957 |
| Nick Davis | Second Team | 1958 |
| John Nacincik | Second Team | 1958 |
| Charles McNeil | Second Team | 1959 |
| Al Bunge | First Team | 1960 |
| Bob McDonald | Second Team | 1961 |
| Jerry Greenspan | Second Team | 1963 |
| Jay McMillen | Second Team | 1965 |
| Gary Ward | Second Team | 1966 |
| Will Hetzel | Second Team | 1969 |
| Will Hetzel | Second Team | 1970 |
| Jim O'Brien | Second Team | 1971 |
| Tom McMillen | First Team | 1972 |
| Len Elmore | Second Team | 1972 |
| Tom McMillen | First Team | 1973 |
| Len Elmore | Second Team | 1973 |
| Len Elmore | First Team | 1974 |
| John Lucas | First Team | 1974 |
| Tom McMillen | Second Team | 1974 |
| John Lucas | First Team | 1975 |
| Owen Brown | Second Team | 1975 |
| Brad Davis | Second Team | 1975 |
| Maurice Howard | Second Team | 1975 |
| John Lucas | First Team | 1976 |
| Brad Davis | Second Team | 1977 |
| Larry Gibson | Second Team | 1979 |
| Albert King | First Team | 1980* |
| Buck Williams | Second Team | 1980 |
| Greg Manning | Second Team | 1980 |
| Buck Williams | Second Team | 1981 |
| Albert King | Second Team | 1981 |
| Ben Coleman | Second Team | 1983 |
| Adrian Branch | Second Team | 1983 |
| Ben Coleman | Second Team | 1984 |
| Len Bias | First Team | 1985* |
| Adrian Branch | Second Team | 1985 |
| Len Bias | First Team | 1986* |
| Derrick Lewis | First Team | 1987 |

* Denotes ACC Player of the Year

Three-Time All-ACC Players:

| | |
|--------------------|-------------------------------------|
| Tom McMillen | 1972-73-74 (Twice First-Team) |
| Len Elmore | 1972-73-74 (Once First-Team) |
| John Lucas | 1974-75-76 (Three Times First-Team) |

Two-Time All-ACC Players:

| | |
|---------------------|----------------------------|
| Bob Kessler | 1955-56 |
| Will Hetzel | 1969-70 |
| Brad Davis | 1975-77 |
| Albert King | 1980-81 (Once First-Team) |
| Buck Williams | 1980-81 |
| Len Bias | 1985-86 (Twice First-Team) |
| Adrian Branch | 1983-85 |

ACC Tournament Breakdown

| | |
|----------------------------------|-------|
| Coaches in ACC Tournament | |
| (Totals 24-31) | |
| Bud Millikan | 6-13 |
| Frank Fellows | 0-2 |
| Lefty Driesell | 18-16 |
| Bob Wade | 0-1 |

| | |
|---------------------------|-------|
| Breakdown by Round | |
| Quarterfinals | 16-18 |
| Semifinals | 7-8 |
| Champ. Game | 2-5 |

| | |
|------------------------------|-----|
| Breakdown by Opponent | |
| Clemson | 7-1 |
| Duke | 5-5 |
| Georgia Tech | 1-2 |
| North Carolina | 3-4 |
| N.C. State | 2-9 |
| South Carolina | 0-4 |
| Virginia | 4-3 |
| Wake Forest | 2-3 |

| | |
|------------------------------|-------|
| Breakdown by Location | |
| Atlanta, GA | 0-2 |
| Charlotte, NC | 0-3 |
| Greensboro, NC | 15-12 |
| Landover, MD | 3-3 |
| Raleigh, NC | 6-12 |

Considered by many as one of the greatest spectacles in sports, the ACC Tournament returns to the Greensboro Coliseum this year. Played at Reynolds Coliseum (Raleigh) from 1954 to 1966, the tournament was held in Charlotte from 1968 to 1970 before stationing in Greensboro, where it was played through 1975. In 1976, the tournament made its first appearance in Landover, then moved back to Greensboro from 1977 to 1980. Landover was again the site in 1981; the tournament has also been played in Atlanta (1983 and 1985).



NCAA Tournament Breakdown

| Year | Opponent | Region/Round | Score | Cumulative Record |
|------|------------------|------------------------|----------|-------------------|
| 1958 | Boston College | East quarterfinal | 86-63 W | 1-0 |
| | Temple | East semifinal | 81-67 L | 1-1 |
| | Manhattan | East third place | 59-55 W | 2-1 |
| 1973 | Syracuse | East semifinal | 91-75 W | 3-1 |
| | Providence | East final | 103-89 L | 3-2 |
| 1975 | Creighton | Midwest quarterfinal | 83-79 W | 4-2 |
| | Notre Dame | Midwest semifinal | 83-71 W | 5-2 |
| | Louisville | Midwest final | 96-82 L | 5-3 |
| 1980 | Tennessee | East quarterfinal | 86-75 W | 6-3 |
| | Georgetown | East semifinal | 74-68 L | 6-4 |
| 1981 | Tenn.-Chat. | Midwest quarterfinal | 81-69 W | 7-4 |
| | Indiana | Midwest semifinal | 99-64 L | 7-5 |
| 1983 | Tenn.-Chat. | Midwest quarterfinal | 52-51 W | 8-5 |
| | Houston | Midwest semifinal | 60-50 L | 8-6 |
| 1984 | West Virginia | Mideast quarterfinal | 102-77 W | 9-6 |
| | Illinois | Mideast semifinal | 72-70 L | 9-7 |
| 1985 | Miami (Ohio) | Southeast first round | 69-68 W | 10-7 |
| | Navy | Southeast quarterfinal | 64-59 W | 11-7 |
| | Villanova | Southeast semifinal | 46-43 L | 11-8 |
| 1986 | Pepperdine | West first round | 69-64 W | 12-8 |
| | Nevada-Las Vegas | West quarterfinal | 70-64 L | 12-9 |

**NCAA Tournaments (Nine appearances):
Won 12, Lost 9; Regional Finalist in 1973 and 1975;
Final 16 in 1984 and 1985**

Maryland in Close Games

Although some critics have contended that Maryland doesn't win games that go down to the wire, the numbers prove quite differently, showing that the Terps are among the nation's better ballclubs when it comes to pressure situations. The following charts/breakdowns prove that Maryland has indeed won more than their fair share of close games.

Games Decided by Three (3) Points or Fewer 1978 to 1987 (nine seasons)


| Season | Opponent | Score | H/A | Category | Cum. Record |
|---------|----------------|---------|-----|-----------------|-------------|
| 1978-79 | N.C. State | 82-81 W | A | ACC | 1-0 |
| | North Carolina | 54-53 L | H | ACC | 1-1 |
| | Duke | 70-68 W | H | ACC | 2-1 |
| | Wake Forest | 54-53 W | A | ACC | 3-1 |
| | Virginia | 75-72 L | A | ACC | 3-2 |
| | Rhode Island* | 67-65 W | N | NIT | 4-2 |
| 1979-80 | Penn State | 56-55 W | N | — | 5-2 |
| | Clemson | 84-83 W | H | ACC | 6-2 |
| | Notre Dame | 64-63 L | A | — | 6-3 |
| | North Carolina | 70-69 W | H | ACC | 7-3 |
| | Virginia | 63-61 W | A | ACC | 8-3 |
| | Georgia Tech* | 52-49 W | N | ACC Tourney | 8-4 |
| | Duke | 73-72 L | N | ACC Tourney | 8-4 |
| 1980-81 | Virginia | 66-64 L | H | ACC | 8-6 |
| | Notre Dame | 73-70 L | H | — | 9-6 |
| | Pittsburgh* | 69-66 W | A | — | 9-7 |
| | Duke | 55-54 L | A | ACC | 10-7 |
| | Clemson | 72-70 W | H | ACC | 11-7 |
| | Duke | 56-53 W | N | ACC Tourney | 11-8 |
| | North Carolina | 61-60 L | N | ACC Tourney | 11-9 |
| 1981-82 | Georgia Tech | 45-43 L | H | ACC | 11-10 |
| | Georgia Tech | 64-63 L | A | ACC | 11-11 |
| | North Carolina | 59-56 L | A | ACC | 12-11 |
| | Virginia | 47-46 W | H | ACC | 13-11 |
| 1982-83 | Canisius | 67-66 W | A | — | 14-11 |
| | UCLA* | 80-79 W | H | — | 15-11 |
| | American | 73-71 W | H | — | 15-12 |
| | North Carolina | 72-71 L | A | ACC | 16-12 |
| | Notre Dame | 68-67 W | H | — | 17-12 |
| | Holy Cross | 55-53 W | A | — | 17-13 |
| | Virginia | 83-81 L | A | ACC | 18-13 |
| | Tenn.-Chat. | 52-51 W | N | NCAA Tourney | 19-13 |
| 1983-84 | Virginia | 67-66 W | A | ACC | 19-14 |
| | Georgia Tech | 71-70 L | A | ACC | 19-15 |
| | Wake Forest | 90-87 L | A | ACC | 20-15 |
| | Dayton | 61-59 W | H | — | 21-15 |
| | Clemson | 66-65 W | A | ACC | 22-15 |
| | Wake Forest | 66-64 W | N | ACC Tourney | 22-16 |
| | Illinois | 72-70 L | N | NCAA Tour | 23-16 |
| 1984-85 | Kansas | 58-56 L | N | Alaska Shootout | 23-17 |
| | Alaska | 54-52 W | H | Alaska Shootout | 24-17 |
| | Alabama | 59-56 W | A | — | 25-17 |
| | Ohio State | 76-73 W | H | — | 26-17 |
| | Georgia Tech | 70-69 L | N | Rainbow Classic | 26-18 |
| | N.C. State | 58-56 W | H | ACC | 27-18 |
| | North Carolina | 75-74 L | A | ACC | 27-19 |
| | Duke* | 78-76 W | H | ACC | 28-19 |
| | UNLV | 78-76 L | A | — | 28-20 |
| | Villanova | 77-74 W | H | — | 29-20 |
| | Wake Forest | 64-62 W | A | ACC | 30-20 |
| | Wake Forest | 69-66 W | H | ACC | 31-20 |
| | N.C. State | 71-70 W | A | ACC | 32-20 |
| | Miami (Ohio) | 69-68 W | N | NCAA Tourney | 33-20 |
| | Villanova | 46-43 L | N | NCAA Tourney | 33-21 |
| 1985-86 | George Mason | 81-80 W | A | — | 34-21 |
| | UNLV* | 64-63 L | H | — | 34-22 |
| | West Virginia | 42-41 W | A | — | 35-22 |
| | Alabama | 60-58 W | H | — | 36-22 |
| | Stanford* | 67-65 W | N | Hawaii-Pacific | 37-22 |
| | Georgia Tech | 68-67 L | A | ACC | 37-23 |
| | Villanova | 64-62 L | A | — | 37-24 |
| | N.C. State | 67-66 W | A | ACC | 38-24 |
| | Georgia Tech* | 64-62 L | N | ACC Tourney | 38-25 |
| 1986-87 | West Virginia | 65-62 W | H | — | 39-25 |
| | Clemson | 80-79 L | H | — | 39-26 |

TOTALS: Won 38, Lost 25 — 60.3 percent of all games decided by fewer than three points.

*—Overtime game.

10 Largest Margins of Victory

| Margin | Opponent | Score | H/A | Season |
|--------|-------------------|--------|-----|---------|
| +66 | UMES | 117-51 | H | 1986-87 |
| +64 | DePauw | 113-49 | H | 1974-75 |
| +57 | DePauw | 99-42 | H | 1975-76 |
| +53 | Towson State | 91-38 | H | 1984-85 |
| +49 | Eastern Kentucky | 106-57 | H | 1973-74 |
| +46 | Appalachian State | 96-50 | H | 1974-75 |
| +45 | Brown | 127-82 | H | 1972-73 |
| +43 | Johns Hopkins | 108-65 | H | 1983-84 |
| +40 | Boston University | 122-82 | H | 1975-76 |
| +40 | South Carolina | 99-59 | H | 1957-58 |
| +40 | Clemson | 81-41 | A | 1953-54 |



After five consecutive unsuccessful appearances in the ACC Tournament final, the 1983-84 Terps captured Maryland's first conference basketball championship in 26 years.

10 Largest Margins of Defeat

| Margin | Opponent | Score | H/A | Season |
|--------|-----------------|-------|----------------|---------|
| -53 | Army | 78-25 | A | 1943-44 |
| -57 | Miami (Fla.) | 92-35 | A | 1968-69 |
| -63 | Bainbridge Navy | 85-22 | A | 1944-45 |
| -44 | Seton Hall | 59-15 | A | 1941-42 |
| -39 | Wake Forest | 80-41 | ACC Tourney | 1962-63 |
| -38 | West Virginia | 81-43 | A | 1946-47 |
| -38 | Navy | 58-21 | A | 1932-33 |
| -37 | Navy | 70-33 | A | 1944-45 |
| -37 | Cincinnati | 70-33 | A | 1948-49 |
| -37 | South Carolina | 65-28 | Southern Conf. | 1932-33 |

ALL-AMERICA PROFILES



Louis (Bosey) Berger

6-2 Forward
1929-32

Considered one of the greatest athletes in Maryland's history . . . A two-time All-American selection, an almost impossible achievement at the time because Maryland was considered an agricultural school and had carried a rural identity . . . Chosen as a senior by Chuck Taylor as the captain of the Converse All-America team, a title befitting of who was thought to be the best all-round player in the nation . . . Led Maryland to the 1931 Southern Conference Championship, scoring a phenomenal (for then) 172 points during the season and receiving acclaim as the greatest player in Southern Conference history . . . Concentrated on his first love, baseball, after college . . . Signed with the Cleveland Indians in 1932 and played in the major leagues for six years as an infielder, batting .236 with the Indians, Chicago and Boston.



Len Elmore

6-9 Center
1971-74

One of the more dominating inside players in Maryland history and the all-time leading Terp rebounder for a game (26), season (412) and career (1053) . . . A tremendous shot-blocker whose defensive presence helped Maryland to a 73-17 record during his three varsity seasons . . . Joined the United States All Stars (on emergency) to help America face the Russians in a three-game series and was outstanding, controlling the lane and allowing the U.S. to emerge victorious . . . A second-team All-America in 1972-73 and again in 1973-74 . . . Named to All-ACC teams three times, and to conference all-tournament and squads three times . . . Named Maryland's Best Rebounder in 1972, Maryland's Top Defensive Player and Best Rebounder in 1973 and was awarded the coveted Outstanding Senior Award in 1974 . . . Drafted in the first round of the 1974 NBA Draft by the Washington Bullets, but chose to sign with the ABA's Indiana Pacers . . . Spent 10 seasons in the ABA/NBA, with Indiana, Milwaukee, New Jersey and New York . . . Retired after the 1984-85 season to enroll in the Harvard Law School—the only player in NBA history to do so.

| Career Stats. | FG Pct. | FT Pct. | Asst. | Reb. | Pts. | Avg. |
|---------------|-------------|-------------|------------|--------------|------------|-------------|
| Sophomore | .462 | .754 | 37 | 351 | 347 | 10.8 |
| Junior | .469 | .607 | 35 | 290 | 261 | 10.0 |
| Senior | .525 | .758 | 48 | 412* | 409 | 14.6 |
| Totals | .488 | .723 | 120 | 1053* | 957 | 11.1 |

*Maryland season or career record



Len Bias

6-8 Forward
1982-86

Maryland's all-time leading scorer and the only player in Terp history to be named ACC Player of the Year twice . . . The conference's leading scorer in 1984-85 (18.9) and again in 1985-86 (23.2), the first player to do so since N.C. State's Kenny Carr accomplished the feat 10 seasons ago . . . Set school record for season scoring with 701 points as a junior, then broke the record as a senior . . . A consensus All-America selection as a senior and second- and third-team All-America honors as a junior . . . Ranks ninth among all-time ACC scorers . . . Set a Maryland record for most points in a road game when he scored 41 against No. 2 Duke at Cameron Indoor Stadium January 1986.

| Career Stats. | FG Pct. | FT Pct. | Asst. | Reb. | Pts. | Avg. |
|---------------|-------------|-------------|------------|------------|--------------|-------------|
| Freshman | .478 | .636 | 22 | 125 | 217 | 7.2 |
| Sophomore | .567 | .767 | 48 | 145 | 488 | 15.2 |
| Junior | .530 | .777 | 65 | 251 | 701 | 18.9 |
| Senior | .544 | .864 | 33 | 224 | 743* | 23.2 |
| Totals | .537 | .795 | 168 | 765 | 2149* | 16.4 |

*Maryland season or career record



Albert King

Forward
1977-81

Came to Maryland after a prolific career at Fort Hamilton High in the Bronx, N.Y., where he averaged 38.6 points and 22 rebounds per game as a senior and was considered the nation's top recruit . . . Felt the tremendous burden of pressure that accompanied him to Maryland during his first two seasons at College Park, but still averaged 13.6 and 15.9 points and more than five rebounds per game as a freshman and sophomore . . . Assumed a greater role in the offense as a junior (1979-80) and exploded, averaging 21.7 points and 6.7 rebounds and shooting 55.3 percent from the floor . . . Finished his career at Maryland as the school's all-time leading scorer; still ranks second with 2,058 points . . . Also ranks eighth among Terp rebounders (715) and ninth among career free-throw shooters (77.5 percent) . . . Drafted in the first round of the 1981 NBA Draft (12th pick overall) by the New Jersey Nets . . . Older brother Bernard led the NBA in scoring the 1984-85 season and is a member of the Washington Bullets.

| Career Stats. | FG Pct. | FT Pct. | Asst. | Reb. | Pts. | Avg. |
|---------------|-------------|-------------|------------|------------|-------------|-------------|
| Freshman | .502 | .646 | 64 | 187 | 381 | 13.6 |
| Sophomore | .494 | .765 | 62 | 144 | 444 | 15.9 |
| Junior | .553 | .821 | 86 | 207 | 674 | 21.7 |
| Senior | .502 | .812 | 92 | 177 | 559 | 18.0 |
| Totals | .515 | .775 | 304 | 715 | 2058 | 17.4 |



John Lucas

6-4 Guard
1972-76

A consensus two-time All-America (junior and senior seasons) . . . A four-year starter at Maryland, where he is the only player in Terp history to be named first-team All-ACC three straight years . . . Maryland's all-time leading scorer from 1976 until 1981, when Albert King surpassed his total of 2,015 points . . . All-time school assist leader until last February, when Keith Gatlin passed his total of 514 . . . Now ranks fourth among all-time Terp scorers, second among all-time assist men and eighth in all-time free throw percentage . . . Served as point guard for Maryland during its finest seasons, leading the Terps to a No. 8 ranking in 1973, a No. 4 ranking in 1974 and No. 5 in 1975 . . . Also saw a bit of action at forward as a junior and senior, when Brad Davis played the point . . . Also a standout in tennis; Lucas won the ACC Singles Crown as a junior and senior and the Doubles Tournament as a sophomore . . . The first pick overall in the 1976 NBA Draft by the Houston Rockets . . . Spent nine NBA seasons with Houston and Washington.

| Career Stats. | FG Pct. | FT Pct. | Asst. | Reb. | Pts. | Avg. |
|---------------|-------------|-------------|------------|------------|-------------|-------------|
| Freshman | .538 | .703 | 178 | 83 | 425 | 14.2 |
| Sophomore | .511 | .753 | 159 | 82 | 564 | 20.1 |
| Junior | .549 | .836 | 91 | 100 | 469 | 19.5 |
| Senior | .511 | .778 | 86 | 109 | 557 | 19.9 |
| Totals | .518 | .778 | 514 | 374 | 2015 | 18.3 |



Tom McMillen

6-11 Forward
1971-74

A symbol of Maryland's basketball excellence through the years and the first super recruit ever signed by Lefty Driesell . . . A three-time All-ACC selection and three-time All-American . . . Maryland's all-time leading scorer until John Lucas broke his mark in 1976, and still the highest-scoring player in Maryland history for those with three years of eligibility . . . One of only three players in Terp history to average at least 20 points per game in back-to-back seasons . . . Still ranks fifth among all-time leading scorers, fourth among all-time rebounders, fourth among all-time field-goal percentage leaders and fourth among all-time free-throw leaders—making him and Bias the only players in Maryland history to rank among the Top 10 in four of the five major statistical categories . . . A three-time Academic All-American who majored in Pre-Med . . . A Rhodes Scholar who delayed his NBA career one year to attend Oxford . . . A member of former President Nixon's 15-member council on physical fitness and sports . . . Most Valuable Player of the 1972 NIT, when he led the Terps in scoring every game and to the NIT Championship . . . Played in the NBA for 11 seasons, with the Buffalo Braves, Atlanta Hawks, New York Knicks and Washington Bullets . . . Elected Congressman of Maryland's 4th District in 1986.

| Career Stats. | FG Pct. | FT Pct. | Asst. | Reb. | Pts. | Avg. |
|---------------|-------------|-------------|------------|------------|-------------|-------------|
| Sophomore | .549 | .817 | 33 | 306 | 667 | 20.8 |
| Junior | .585 | .800 | 28 | 284 | 616 | 21.2 |
| Senior | .530 | .762 | 41 | 269 | 524 | 19.4 |
| Totals | .555 | .799 | 102 | 859 | 1807 | 20.5 |



Gene Shue

6-2 Forward
1951-54

Rewrote the Maryland record book and was the Terps' first high-visibility basketball star . . . Had an outstanding junior season, averaging 22.1 points per game and establishing a school record with 508 points, then earned All-American honors as a senior . . . Held the Maryland career scoring record longer than any other player—from 1954 until Tom McMillen broke it in 1974 . . . Also held the Maryland school record for points in a game until Al Bunge broke it in 1960 . . . All-American honors came from the Helms Foundation and Chuck Taylor's Converse All-American squad . . . Selected as Most Valuable Player of the 1953 Southern Conference Tournament . . . Set a tournament record that year when he scored 40 points in a semifinal loss to Wake Forest . . . Still ranks as Maryland's eighth all-time leading scorer . . . Had a successful career in the NBA and went on to spend 18 years as a coach with the NBA's Washington Bullets and Philadelphia 76ers.

| Career Stats. | FG Pct. | FT Pct. | Asst. | Reb. | Pts. | Avg. |
|---------------|-------------|-------------|-------|------|-------------|-------------|
| Sophomore | .375 | .696 | | | 235 | 10.7 |
| Junior | .469 | .700 | | | 508 | 22.1 |
| Senior | .506 | .789 | | | 654 | 21.8 |
| Totals | .465 | .739 | | | 1397 | 18.6 |

Note: Assist and rebound averages were not kept when Shue began his Maryland career; assists were not kept until 1969, and rebounds were not tabulated and/or available for Shue.




Charles (Buck) Williams

6-8 Center/Forward
1978-81

Earned All-America honors as a junior during the 1980-81 season, when he averaged 15.6 points, 11.7 rebounds and shot a school-record 64.7 percent from the floor . . . Associated Press All-American after earning honorable mention from the wire service and UPI as a sophomore . . . Ranks second to Len Elmore among career Maryland rebounders with 928—and would have placed fifth in ACC history if those three-year totals had been projected for four years . . . Ranks ninth among all-time ACC boardmen who had three years of action . . . Ranks as Maryland all-time leader in field goal percentage, shooting a phenomenal 61.5 percent from the floor over his career . . . Led the ACC in rebounding as a freshman, finished third as a sophomore and second as a junior . . . A second-team All-ACC pick twice (1980 and 1981) . . . A selection on the 1980 United States Olympic team, a squad that did not participate in the Moscow Olympiad but won four of six games against various NBA All-Star teams . . . His defensive performances against Virginia's Ralph Sampson are legendary, and a major reason why the Terps registered a 25-15 mark against ACC opponents during his time at Maryland . . . Left after his junior season and applied for the NBA Draft as a hardship case . . . Was the third pick overall in the 1981 NBA Draft, and is entering his sixth season with the New Jersey Nets.

| Career Stats. | FG Pct. | FT Pct. | Asst. | Reb. | Pts. | Avg. |
|---------------|-------------|-------------|-----------|------------|-------------|-------------|
| Freshman | .583 | .550 | 18 | 326 | 300 | 10.0 |
| Sophomore | .606 | .664 | 27 | 242 | 371 | 15.5 |
| Junior | .647 | .637 | 31 | 363 | 482 | 15.6 |
| Totals | .615 | .623 | 76 | 928 | 1153 | 13.6 |


Terps in the NBA




Adrian Branch
Los Angeles




Ben Coleman
New Jersey



Brad Davis
Dallas



Albert King
New Jersey



Buck Williams
New Jersey



John Lucas
Houston


Maryland Basketball Olympians

The ultimate individual reward in amateur athletics is to represent his or her country in international competition. And with the right timing, talent and dedication, international competition can mean participation in an Olympiad. Three Maryland basketball players have been fortunate enough to represent the United States at such a level, allowing Maryland Basketball to gain representation in three of the last four Olympiads.

Tom McMillen—Maryland's No. 4 career scorer and cornerstone to the highly successful Terp teams from 1973-75, McMillen represented the U.S. in 1972, when Coach Henry Iba's team earned a Silver Medal. An Oxford Scholar who spent 10 seasons in the NBA, McMillen was elected Congressman of Maryland's 4th District in 1986.

Steve Sheppard—Known as the "Bear" to Maryland fans for his ferocious play on three nationally ranked teams during the mid-'70s, Sheppard played for North Carolina coach Dean Smith's gold-medal winning 1976 Olympic squad. Sheppard helped the United States to a clean sweep of competition in the Montreal Games, and later played for the Chicago Bulls in the NBA.

Buck Williams—Ranked second only to Len Elmore among all-time Maryland rebounders, Williams was a member of the 1980 Olympic Team. That squad, along with all other U.S. teams, did not participate in that summer's Moscow Olympics, but won four of six games against various NBA All-Star teams and defeated the 1976 gold-medal winning American team. Williams is a perennial All-Star with the New Jersey Nets of the NBA and was voted the league's Rookie of the Year after the 1981-82 season.



MARYLAND'S NBA DRAFT HISTORY

| Player | Year | Team | Round |
|-----------------|------|--------------|--------------------|
| Gene Shue | 1954 | Philadelphia | 1st |
| Bob Kessler | 1956 | Fort Wayne | 2nd |
| Nick Davis | 1958 | Philadelphia | 9th |
| John Nacincik | 1960 | Syracuse | 3rd |
| Charles McNeil | 1960 | New York | 5th |
| Al Bunge | 1960 | Philadelphia | 1st |
| Jerry Bechtle | 1960 | New York | 15th |
| Bob McDonald | 1961 | St. Louis | 6th |
| Jerry Greenspan | 1963 | Syracuse | 3rd |
| Jerry Ward | 1966 | Boston | 6th |
| Jay McMillen | 1967 | Los Angeles | 9th |
| Barry Yates | 1971 | Philadelphia | 8th |
| Jim O'Brien | 1973 | Portland | 3rd |
| Bob Bodell | 1973 | Seattle | 10th |
| Howard White | 1973 | Washington | 14th |
| Tom McMillen | 1974 | Buffalo | 1st (9th overall) |
| Len Elmore | 1974 | Washington | 1st (13th overall) |
| Owen Brown | 1975 | Phoenix | 9th |
| Tom Roy | 1975 | Portland | 2nd |
| John Lucas | 1976 | Houston | 1st (1st overall) |
| Mo Howard | 1976 | Cleveland | 2nd |
| Brad Davis | 1977 | Los Angeles | 1st (15th overall) |
| Steve Sheppard | 1977 | Chicago | 2nd |
| Lawrence Boston | 1978 | Washington | 4th |
| Larry Gibson | 1979 | Milwaukee | 3rd |
| Buck Williams | 1981 | New Jersey | 1st (3rd overall) |
| Albert King | 1981 | New Jersey | 1st (10th overall) |
| Ernest Graham | 1981 | Philadelphia | 2nd |
| Greg Manning | 1981 | Denver | 7th |
| Charles Pittman | 1982 | Phoenix | 3rd |
| Ben Coleman | 1984 | Chicago | 2nd |
| Herman Veal | 1984 | Phoenix | 6th |
| Mark Fothergill | 1984 | Phoenix | 8th |
| Adrian Branch | 1985 | Chicago | 2nd |
| Jeff Adkins | 1985 | Chicago | 7th |
| Len Bias | 1986 | Boston | 1st (2nd overall) |

Breakdown:

Total picks — 36

First-round picks — 9

Second-round picks — 6

Teams with most Maryland picks — Philadelphia 5,
Phoenix and
Chicago 4

1952-69 — 11

1969-86 — 25

TERRAPIN AWARD WINNERS

1969-70

Alvin Aubinoe Greatest Career Contribution — Will Hetzel
Best Free Throw Shooter — Will Hetzel
Best Defensive Player — Sparky Still
Best Rebounder — Rod Horst
Most Valuable Player — Rod Horst

1970-71

Alvin Aubinoe Greatest Career Contribution — Jay Flowers
Best Defensive Player — Sparky Still
Best Free Throw Shooter — Jim O'Brien
Best Rebounder — Barry Yates
Most Valuable Player — Barry Yates

1971-72

Avis Special Service Award — Charlie Blank
Most Valuable Player — Len Elmore & Tom McMillen
Seidenspinner Award for Outstanding Senior — Charlie Blank
Most Team Spirit — Howard White
Most Improved Player — Darrell Brown
Academic All-American — Tom McMillen
Alvin Aubinoe Greatest Career Contribution — Charlie Blank
Best Free Throw Shooter — Tom McMillen
All-ACC — Len Elmore & Tom McMillen
All-NIT — Tom McMillen, Len Elmore and Bob Bodell
Best Defensive Player — Bob Bodell
All-ACC Tournament — Tom McMillen, Len Elmore and Jim O'Brien
Best Rebounder — Len Elmore
Most Valuable Player in NIT — Tom McMillen

1972-73

Best Team Spirit — Bill Hahn
Leo G. Hershberger Rookie All-American — John Lucas
Best Free Throw Shooter — Jim O'Brien
Best Defensive Player — Len Elmore
Best Rebounder — Len Elmore

All-ACC Tournament — Tom McMillen, John Lucas, Jim O'Brien
Most Improved Player — John Lucas
All-ACC — Tom McMillen, Len Elmore
Alvin Aubinoe Greatest Contribution — Jim O'Brien
Coaches Award for Greatest Team Contribution — Tom McMillen
Most Valuable Player — Len Elmore
Special Award (for 88 consecutive varsity games) — Bob Bodell
Avis Special Service to Team Award — Bill Hahn

1973-74

All-American — Len Elmore, Tom McMillen, John Lucas
Best Free Throw Shooter — Maurice "Mo" Howard
Best Rebounder — Len Elmore
Best Defensive Player — Tom Roy
Coaches Award — Improvement From One Season To Next — Owen Brown
Alvin Aubinoe Greatest Career Contribution — Tom McMillen
Outstanding Senior Award — Len Elmore
All-ACC — Len Elmore, John Lucas (First Team) — Tom McMillen (Second Team)
All-ACC Tournament — Maurice "Mo" Howard, John Lucas, Tom McMillen, (First Team); Owen Brown, Len Elmore (Second Team)
AP All-American — Tom McMillen, John Lucas
Fastbreakers Special Award — Charles Driesell

1974-75

Most Valuable Senior — Owen Brown and Tom Roy
Alvin Aubinoe Greatest Career Contribution Award — Bill Hahn
ACC Coach of the Year — Coach Driesell
All-American UPI First Team — John Lucas
Best Free Throw Shooter — John Lucas
Best Rebounder — Tom Roy
Outstanding Defensive Player — Maurice "Mo" Howard
All-ACC Tournament — Maurice "Mo" Howard
All-ACC — Maurice "Mo" Howard



Will Hetzel



Maurice Howard



Greg Manning



Tom Roy

TERRAPIN AWARD WINNERS

1975-76

Best Free Throw Shooter — James Tillman
Best Defensive Player — Maurice "Mo" Howard
Chris Patton Outstanding Rebounder — Lawrence Boston
Alvin Aubinoe Greatest Career Contribution — John Lucas
First Team UPI and AP All-American — John Lucas
Owen Brown Most Valuable Player — Maurice "Mo" Howard
First Team All-ACC — John Lucas
Total Performance for Overall Excellence and Consistency
 — Steve Sheppard
Most Assists — Brad Davis
All-ACC Tournament — Brad Davis

1976-77

All ACC — Brad Davis (2nd Team)
Best Free Throw Shooter — Mark Crawford
Outstanding Defensive Player — Lawrence Boston
Chris Patton Best Rebounder — Larry Gibson
Alvin Aubinoe Greatest Career Contribution — John Pavlos
 (Manager)
Outstanding Academic — Eric Shrader
Most Assists — Brad Davis
Owen Brown Most Outstanding Senior — Steve Sheppard
Overall Performance — Larry Gibson



Charles McNeil



Jerry Greenspan



Steve Sheppard

1977-78

All-ACC Tournament — Lawrence Boston, Larry Gibson (2nd Team)
Best Free Throw Shooter — Jo Jo Hunter
Outstanding Academic — Eric Shrader
Overall Performance — Larry Gibson
Most Assists — Greg Manning
Alvin Aubinoe Greatest Career Contribution — Lawrence Boston
Outstanding Defensive Player — Lawrence Boston
Chris Patton Best Rebounder — Larry Gibson
Owen Brown Most Outstanding Senior — Lawrence Boston

1978-79

All-ACC — Larry Gibson (2nd Team)
All-ACC Tournament — Larry Gibson (2nd Team)
ACC Rookie-of-the-Year — Buck Williams
Honorable Mention All-American — Larry Gibson, Albert King
ACC Leading Rebounder — Buck Williams
Best Free Throw Shooter — Greg Manning
Phi Beta Kappa — Eric Shrader
Most Assists — Dutch Morley
Alvin Aubinoe Greatest Career Contribution — Larry Gibson
Outstanding Defensive Player — Buck Williams
Owen Brown Most Outstanding Senior — Larry Gibson
Scoring Record for One Game — Ernest Graham
East-West All-Star Game — Larry Gibson
Aloha Classic — Larry Gibson

1979-80

ACC Player of the Year — Albert King
Associated Press First Team All-American — Albert King
United Press International Second Team All-American — Albert King
Honorable Mention All-American — Buck Williams
All-ACC Second Team — Buck Williams and Greg Manning
Everett N. Case ACC Tournament M.V.P. — Albert King
ACC All-Tournament First Team — Albert King and Greg Manning
ACC All-Tournament Second Team — Buck Williams and Ernest Graham
Academic All-ACC First Team — Greg Manning
ACC Coach of the Year — Charles G. Driesell
District III Coach of the Year — Charles G. Driesell
1979 Maryland Invitational Tournament M.V.P. — Albert King
U.S. Basketball Writers Association All-Districts First Team — Albert King
Best Free Throw Shooter — Greg Manning
Outstanding Academic — David Henderson
Outstanding Defensive Player — Reggie Jackson
Chris Patton Best Rebounder — Buck Williams
Competitive Spirit and Most Unselfish Contribution to Team — Dutch Morley
Owen Brown Most Valuable Player — Albert King
Alvin Aubinoe Greatest Career Contribution — John Bilney
Most Improved Player — Taylor Baldwin
Most Assists — Ernest Graham
Kirin World Cup M.V.P. — Ernest Graham

1980-81

The Sporting News First Team All-American — Albert King
United Press International All-American (Second Team) — Albert King
Associated Press All-American (Honorable Mention) — Albert King, Buck Williams and Greg Manning
Basketball Weekly Second Team All-American — Buck Williams
Basketball Writers All-District Team — Albert King and Buck Williams
All-ACC Second Team — Albert King and Buck Williams
All-ACC Tournament Team — Albert King and Buck Williams (First Team) Ernest Graham (Second Team)
CoSIDA District III All-Academic Team — Greg Manning
Most Valuable Player, Carrier Classic — Greg Manning
All-Tournament Team, Carrier Classic — Greg Manning, Albert King, and Buck Williams
Most Valuable Player, Maryland Invitational — Albert King
All-Tournament Team, Maryland Invitational — Albert King, Dutch Morley, Ernest Graham and Buck Williams
Voted to Pizza Hut All-Star Game (eight man east squad) — Albert King
Selected for Aloha Classic — Albert King, Ernest Graham
Most Assists — Ernest Graham
Outstanding Free Throw Shooting — Greg Manning
Most Improved Player — Steve Rivers
Chris Patton Rebounding — Buck Williams
Outstanding Defensive Player — Buck Williams
Competitive Spirit and Most Unselfish Contribution — Charles Pittman
Outstanding Academic — Greg Manning
Owen Brown MVP — Albert King and Buck Williams
Alvin Aubinoe Greatest Career Contribution — Albert King

TERRAPIN AWARD WINNERS

1981-82

Most Assists — Dutch Morley
Outstanding Free Throw Shooting — Dutch Morley
Most Improved Player — Charles Pittman
Chris Patton Rebounding — Herman Veal
Competitive Spirit and Most Unselfish Contribution — Herman Veal
Outstanding Academic — Jeff Adkins
Owen Brown MVP — Adrian Branch
Outstanding Defensive Player — Jeff Adkins
Alvin C. Aubinoe Greatest Career Contribution — Dutch Morley
Basketball Weekly 1982 Freshman All-American (2nd Team) — Adrian Branch
Basketball Weekly 1982 Freshman All-American (Honorable Mention) — Jeff Adkins



Barry Yates

Jim O'Brien

1982-83

Most Assists — Jeff Adkins
Outstanding Free Throw Shooting — Pete Holbert
Most Improved Player — Len Bias
Chris Patton Rebounding — Ben Coleman
Outstanding Defensive Player — Herman Veal
Competitive Spirit and Most Unselfish Contribution — Herman Veal
Outstanding Academic — Chuck Driesell
Owen Brown MVP — Adrian Branch and Ben Coleman
Outstanding Play in the NCAA Playoffs — Adrian Branch
Chevrolet Scholarship — Adrian Branch — Maryland vs Houston, NCAA Playoffs and Ben Coleman — Maryland vs Notre Dame
All-ACC Second Team — Adrian Branch and Ben Coleman

1983-84

Most Assists — Keith Gatlin
Outstanding Free Throw Shooting — Pete Holbert
Most Improved Player — Terry Long
Chris Patton Rebounding — Ben Coleman
Outstanding Defensive Player — Herman Veal
Competitive Spirit and Most Unselfish Contribution — Herman Veal
Outstanding Academic — Jeff Adkins
Owen Brown Most Valuable Player — Ben Coleman
Outstanding Play in the NCAA Playoffs — Len Bias
Chevrolet Scholarship \$1,000 Award for the "Most Valuable Player" in games:
 Jeff Adkins vs Boston College — 12-24-83
 Herman Veal vs Notre Dame — 1-28-84
 Keith Gatlin vs North Carolina — 2-19-84
 Adrian Branch vs Virginia — 3-4-84

1984-85

Most Assists — Keith Gatlin
Outstanding Free Throw Shooting — Keith Gatlin
Chris Patton Rebounding — Len Bias

Chairman of the Boards — Player with most Rebounds — Len Bias
Outstanding Academic — Chuck Driesell
Owen Brown Most Valuable Player — Len Bias
ACC "Player of the Year" — Len Bias
District 3B "Player of Year" — Len Bias
Associated Press All-American - 2nd Team — Len Bias
Basketball Weekly All-American - 2nd Team — Len Bias
National Association of Basketball Coaches All-American - 3rd Team — Len Bias
Outstanding Play in NCAA Games — Len Bias
First Team all ACC — Len Bias
Most Improved Players — Jeff Baxter and Tom Jones
Most Charges — Len Bias
Highest Offensive Efficiency Rating — Len Bias

1985-86

Most Assists — Keith Gatlin
Outstanding Free Throw Shooting — Len Bias
Chris Patton Rebounding — Derrick Lewis (offensive), Len Bias (defensive)
Outstanding Defensive Player — Derrick Lewis
Competitive Spirit and Unselfish Contribution — Speedy Jones
Owen Brown Most Valuable Player — Len Bias
Outstanding Academics — Derrick Lewis
NABC First-Team All-America — Len Bias
Associated Press First-Team All-America — Len Bias
NBWA First-Team All-America — Len Bias
UPI First-Team All-America — Len Bias
Naismith First-Team All-America — Len Bias
ACC "Player of the Year" — Len Bias
District III-B Player of the Year — Len Bias
Most Improved — Jeff Baxter

1986-87

Most Assists — Teyon McCoy
Outstanding Free Throw Shooting — Mark Karver
Rebounding Award — Derrick Lewis
Most Improved Player — Dave Dickerson
Most Valuable Player — Derrick Lewis
Newcomer of the Year — Steve Hood
Mr. Hustle — Greg Nared
Outstanding Academic — Teyon McCoy



Owen Brown

Brad Davis

Billy Hahn

Greg Manning pulled an ACC first during the 1979-80 season when he became the first player in conference history to lead the league in free throw percentage (90.8) and field goal percentage (64.3) in the same year.

Year-by-Year Leaders Since 1950

Scoring

| Season | Player | Points |
|---------|-----------------|--------|
| 1950-51 | Lee Brawley | 404 |
| 1951-52 | Lee Brawley | 265 |
| 1952-53 | Gene Shue | 508 |
| 1953-54 | Gene Shue | 654 |
| 1954-55 | Bob Kessler | 487 |
| 1955-56 | Bob Kessler | 490 |
| 1956-57 | Bob O'Brien | 328 |
| 1957-58 | Charles McNeil | 401 |
| 1958-59 | Charles McNeil | 311 |
| 1959-60 | Al Bunge | 399 |
| 1960-61 | Bob McDonald | 347 |
| 1961-62 | Bob McDonald | 301 |
| 1962-63 | Jerry Greenspan | 356 |
| 1963-64 | George Suder | 327 |
| 1964-65 | Jay McMillen | 512 |
| 1965-66 | Gary Ward | 430 |
| 1966-67 | Jay McMillen | 392 |
| 1967-68 | Pete Johnson | 360 |
| 1968-69 | Will Hetzel | 605 |
| 1969-70 | Rod Horst | 428 |
| 1970-71 | Howard White | 389 |
| 1971-72 | Tom McMillen | 667 |
| 1972-73 | Tom McMillen | 616 |
| 1973-74 | John Lucas | 564 |
| 1974-75 | John Lucas | 469 |
| 1975-76 | John Lucas | 557 |
| 1976-77 | Lawrence Boston | 338 |
| 1977-78 | Lawrence Boston | 423 |
| 1978-79 | Ernest Graham | 467 |
| 1979-80 | Albert King | 674 |
| 1980-81 | Albert King | 559 |
| 1981-82 | Adrian Branch | 442 |
| 1982-83 | Adrian Branch | 541 |
| 1983-84 | Ben Coleman | 491 |
| 1984-85 | Len Bias | 701 |
| 1985-86 | Len Bias | 743 |
| 1986-87 | Derrick Lewis | 510 |



Rebounding

| | | |
|---------|-----------------|-----|
| 1950-51 | No Records Kept | — |
| 1951-52 | No Records Kept | — |
| 1952-53 | No Records Kept | — |
| 1953-54 | Bob Kessler | 250 |
| 1954-55 | Bob Kessler | 263 |
| 1955-56 | Bob Kessler | 336 |
| 1956-57 | Jim Halleck | 195 |
| 1957-58 | Al Bunge | 265 |
| 1958-59 | Al Bunge | 241 |
| 1959-60 | Al Bunge | 289 |
| 1960-61 | Bob McDonald | 279 |
| 1961-62 | Jerry Greenspan | 235 |
| 1962-63 | Jerry Greenspan | 184 |
| 1963-64 | Rick Wise | 185 |
| 1964-65 | Gary Ward | 271 |
| 1965-66 | Gary Ward | 241 |
| 1966-67 | Jay McMillen | 195 |
| 1967-68 | Rich Dreschler | 202 |
| 1968-69 | Will Hetzel | 318 |
| 1969-70 | Rod Horst | 258 |
| 1970-71 | Barry Yates | 224 |
| 1971-72 | Len Elmore | 351 |
| 1972-73 | Len Elmore | 290 |
| 1973-74 | Len Elmore | 412 |
| 1974-75 | Tom Roy | 321 |
| 1975-76 | Lawrence Boston | 249 |
| 1976-77 | Larry Gibson | 228 |
| 1977-78 | Larry Gibson | 253 |
| 1978-79 | Buck Williams | 323 |
| 1979-80 | Buck Williams | 242 |
| 1980-81 | Buck Williams | 363 |
| 1981-82 | Herman Veal | 213 |
| 1982-83 | Ben Coleman | 242 |
| 1983-84 | Ben Coleman | 269 |
| 1984-85 | Len Bias | 251 |
| 1985-86 | Len Bias | 224 |
| 1986-87 | Derrick Lewis | 248 |



MARYLAND BASKETBALL RECORDS

Single Game — Team

MOST POINTS: 130 ag East Carolina, Dec. 1977
 FEWEST POINTS: 15 ag Seton Hall, Dec. 1941 (15-59)
 MOST POINTS BY OPPONENTS: 110 by N.C. State, Dec. 1978 (110-124)
 FEWEST POINTS BY OPPONENT: 12 by Navy, 1926 (12-21)
 MOST POINTS BY BOTH TEAMS: 234 by Maryland and N.C. State, Dec. 20, 1978 (Md. 124 - N.C. State 110)
 FEWEST POINTS BY BOTH TEAMS: 33 by Maryland and Navy, 1926 (Md. 21 - Navy 12)
 MOST FIELD GOALS: 55 ag Brown, Nov. 1972, Canisius, Dec. 1978
 FEWEST FIELD GOALS: 6 ag Seton Hall, Dec. 1941
 FEWEST FIELD GOALS BY OPPONENTS: 6 by Navy, 1926
 MOST FREE THROWS: 40 ag North Carolina in ACC Tournament final, 1958 (52 attempts)
 FEWEST FREE THROWS: 0 ag Wake Forest, Feb. 1973, in Winston-Salem
 MOST FREE THROWS BY OPPONENT: 40 by Clemson, Jan. 1968 (53 attempts)
 MOST FREE THROW ATTEMPTS: 57 ag North Carolina, Jan. 1953, (made 36)
 FEWEST FREE THROW ATTEMPTS: 1 ag North Carolina, Feb. 1979 in Chapel Hill, N.C., 1 ag Wake Forest, Feb. 1973 (a technical) in Winston-Salem, N.C.
 MOST FREE THROW ATTEMPTS BY OPPONENT: 51 by North Carolina, Jan. 1964
 MOST FIELD GOAL ATTEMPTS: 99 ag Canisius, Dec. 1978 (55-99)
 FEWEST FIELD GOAL ATTEMPTS: 18 ag South Carolina, Jan. 1971 (made 15)
 MOST REBOUNDS: 74 ag Penn State, Dec. 1964
 MOST FOULS: 44 ag William & Mary, Feb. 1952
 MOST FOULS BY OPPONENT: 37 by North Carolina, Jan. 1953
 FEWEST FOULS: 7 ag Buffalo, Jan. 1972
 BEST FREE THROW PERCENTAGE: (at least 10 attempts); .966 ag Duke, Feb. 1976 (28 of 29), Note, 1.000 ag Duke, Feb. 1979 (6 of 6)
 BEST FIELD GOAL PERCENTAGE: .833 ag South Carolina, Jan. 1971 (15-18)
 LARGEST MARGIN OF VICTORY: 66 ag UMES, Feb. 27, 1987 (117-51)
 LARGEST DEFEAT MARGIN: 63 points by Army, 1944 (85-22)
 MOST POINTS IN ONE HALF: 77 ag N.C. State in second half Dec. 1978
 MOST CONSECUTIVE FREE THROWS IN GAME: 28 ag Duke, Feb. 7, 1976

Single Game — Individual

MOST POINTS: 44 by Ernest Graham ag N.C. State, Dec. 1978 (18 FG-8 FT)
 MOST POINTS IN A ROAD GAME: 41 by Len Bias vs. Duke, Jan. 1986 (14 FG-13 FT)
 MOST FIELD GOALS: 18 by Ernest Graham ag N.C. State, Dec. 1978 (26 att.)
 MOST FREE THROWS: 17 by Tom McMillen ag Canisius, Dec. 1971 (att. 20)
 MOST BLOCKED SHOTS: 12 by Derrick Lewis ag James Madison, Jan. 28, 1987
 MOST REBOUNDS: 26 by Len Elmore ag Wake Forest, Feb. 1974
 MOST FREE THROW ATTEMPTS: 20 by Tom McMillen ag Canisius, Dec. 1971 (made 17)
 MOST FIELD GOAL ATTEMPTS: 34 by Gene Shue ag Washington & Lee, Feb. 1953 (made 16)
 MOST CONSECUTIVE FREE THROWS: 15 by Albert King ag Boston, Feb. 1979
 MOST CONSECUTIVE FIELD GOALS: 10 by Barry Yates ag Miami (Fla.), Dec. 1970; 10 by Keith Gatlin ag Clemson, Feb. 17, 1985
 BEST FREE THROW PCT.: 1.000 (ONLY 10 or more listed)

| | |
|----------------------------------------------|-------|
| Jerry Greenspan ag Minnesota 1961 | 14-14 |
| Len Bias vs. North Carolina, Feb. 1986 | 13-13 |
| Lee Brawley ag North Carolina 1951 | 13-13 |
| Bill Stasiulatis ag Wake Forest 1961 | 12-12 |
| Lee Brawley ag North Carolina 1951 | 12-12 |
| Bob Kessler ag George Washington 1956 | 12-12 |
| Jerry Bechtle ag North Carolina 1960 | 10-10 |
| Tom Milroy ag Penn State 1968 | 10-10 |

BEST FIELD GOAL PCT.: 1.000 (ONLY more than 5 listed):

| | |
|--------------------------------------------------|-----|
| Buck Williams ag Canisius, Dec. 1978 | 8-8 |
| Gary Williams ag South Carolina, Dec. 1966 | 8-8 |
| Greg Manning ag Fair. Dickinson, Dec. 1980 | 8-8 |
| Ben Coleman ag Duquesne, Dec. 1983 | 8-8 |
| Ben Coleman ag Wake Forest, Feb. 1984 | 8-8 |
| Derrick Lewis vs. N.C. State, Feb. 1986 | 7-7 |
| Charles Pittman ag Lafayette, Nov. 1981 | 7-7 |
| Brad Davis ag Wake Forest, Jan. 1977 | 7-7 |
| Jack Clark ag South Carolina, Jan. 1964 | 6-6 |
| Speedy Jones vs. Randolph Macon, Jan. 1986 | 6-6 |
| Buck Williams ag Marshall, Dec. 1980 | 6-6 |

MOST FREE THROW ATTEMPTS BY OPPONENT: 21 by Bernie Janiciki of Wake Forest, 1953 (15); 21 by Pete Brennan of North Carolina, 1958 (15)

Season Records — Team

MOST POINTS: 2613 in 1972-73
 HIGHEST SCORING AVERAGE: 89.9 in 1974-75
 HIGHEST OPPONENT SCORING AVERAGE: 84.1 in 1968-69 (2188 points in 26 games)
 MOST POINTS BY OPPONENTS: 2,404 in 1984-85 (37 games)
 MOST FIELD GOALS: 1089 in 1972-73
 MOST FIELD GOAL ATTEMPTS: 2094 in 1972-73
 MOST FREE THROWS MADE: 590 in 1957-58 (29 games 858 attempts)
 MOST FREE THROWS ATTEMPTED: 858 in 1957-58 (Made 590 in 29 games)
 BEST FIELD GOAL PERCENTAGE: .551 in 1979-80
 LOWEST FIELD GOAL PERCENTAGE: .346 in 1951-52
 BEST FREE THROW PERCENTAGE: .758 (477 of 629) 1975-76
 LOWEST FREE THROW PERCENTAGE: .617 in 1952-53
 HIGHEST AVERAGE MARGIN OVER OPPONENTS: 16.7 in 1973-74 (28 games — 85.7 to 69.0)
 BEST REBOUND PERCENTAGE: .585 in 1954-55
 BEST REBOUND AVERAGE: 49.1 in 1954-55
 MOST REBOUNDS: 1388 in 1971-72
 MOST PERSONAL FOULS: 639 in 37 games, 1984-85
 FEWEST PERSONAL FOULS: 378 in 1966-67
 LARGEST ATTENDANCE: 398,036 in 31 games, 1980-81
 LARGEST HOME ATTENDANCE: 240,254 (19 games) 1976-77
 LARGEST AVERAGE HOME ATTENDANCE: 13,427 for 14 games in 1974-75
 BEST START IN A SEASON: 11 consecutive wins (1975-76)

Season — Records Individual

MOST POINTS: 743 by Len Bias, 1985-86 (32 games)
 MOST FIELD GOALS: 275 by Albert King, 1979-80 (31 games)
 MOST FREE THROWS: 209 by Leb Bias, 1985-86 (32 games)
 MOST REBOUNDS: 412 by Len Elmore, 1973-74 (28 games)
 BEST FIELD GOAL PCT.: .647 by Buck Williams (183-283), 1980-81
 BEST FREE THROW PCT.: .908 by Greg Manning, 1979-80 (31 games, 79 of 87)
 BEST SCORING AVERAGE: 23.3 by Will Hetzel, 1968-69 (26 games 605 points); 23.2 by Len Bias, 1985-86 (32 games, 743 points)
 BEST REBOUNDING AVERAGE: 14.7 by Len Elmore, 1973-74 (28 games)
 MOST CONSECUTIVE FREE THROWS MADE: 32 by Len Bias, 1985-86
 MOST CONSECUTIVE FIELD GOALS MADE: 15 by Greg Manning (over 2 games) Maryland and ACC record, 1980-81

Career Records

MOST POINTS SCORED: 2149 by Len Bias (1982-86)
 BEST SCORING AVERAGE: 20.5 by Tom McMillen in 1971-74 (88 games 1,807 points)
 MOST FIELD GOALS: 862 by Albert King (1977-81)
 MOST FREE THROWS: 470 by Len Bias, 1982-86 (131 games, 591 attempts)
 BEST FIELD GOAL PERCENTAGE: .615 by Buck Williams (446-725) (3 seasons, 1978-1981); .583 by Greg Manning (623-1028) (4 seasons, 1977-81)
 BEST FREE THROW PERCENTAGE: .858 by Greg Manning (315-367) (1977-81)
 MOST REBOUNDS: 1,053 by Len Elmore, 1971-74 (86 games)
 MOST CONSECUTIVE FREE THROWS MADE: 32 by Bob O'Brien in 1955-56 (last 5 in opening game of 1956 season); 32 by Len Bias, 1985-86
 MOST VARSITY GAMES PLAYED IN: 131 by Len Bias, (1982-86)
 MOST CONSECUTIVE GAMES PLAYED IN (VARSITY): 109 by Ernest Graham (1977-81)
 MOST CONSECUTIVE FIELD GOALS: 15 by Greg Manning (over 2 games) Maryland and ACC Record
 CAREER GAMES STARTED: 113 by Len Bias, (1982-86)

All-Time Team Records

MOST CONSECUTIVE WINS AGAINST NON-ACC OPPONENTS: 31 (1970-73)
 MOST CONSECUTIVE WINS: 14 over 1971-72 and 1972-73 seasons
 MOST CONSECUTIVE 20 VICTORY SEASONS: 5 (1971-72 to 1975-76)

All-time leading rebounder Len Elmore is the only Terp to grab more than 1,000 rebounds in his career. With 1,053 from 1972-74, Elmore ranks 11th on the all-time ACC list—and sixth among conference players who had three years of eligibility.

COLE FIELD HOUSE


A new era in Maryland Athletics began on Dec. 2, 1955, when the University of Maryland Activities Building was officially dedicated with a ceremony and basketball game vs. Virginia. It marked the third time in 32 years a new gym had been built to handle the increasing popularity of basketball. The building had a permanent seating capacity of 12,004 (plus 396 temporary seats), making it at the time of dedication second in size among arenas on the East Coast (to New York's Madison Square Garden).

Maryland's previous home courts included the Old Ritchie Coliseum (the recently demolished Annapolis Hall), and the 5,000-seat Ritchie Coliseum. Old Ritchie was built in 1923; eight years later, the new Ritchie was opened adjacent to the old Byrd Stadium along Route 1. As with the opening game at Ritchie, Maryland emerged from their first game in the Activities Building victorious — a 67-55 victory over the Cavaliers.

At the dedication ceremonies, Judge William P. Cole, Jr., Chairman of the Board of Regents, handed over the keys of the building to University President Wilson Elkins, who passed them to the Student Government President. The building was originally dedicated for the use of the student body but a year later was re-dedicated in honor of Cole, who served on the Board of Regents for 25 years.

Cole Field House was erected at the cost of \$3.3 million and financed with funds from a self-liquidating bond issue and a special student activity fee. It now houses the main athletic department offices and all but four intercollegiate teams. Cole has served as the site of two NCAA Basketball Finals (1966 and 1970) and six Eastern Regionals of the Tournament. Other events held in Cole include the NCAA Wrestling Championships in 1960, 1972, 1978 and 1987, the CYO-M Club Invitation Track Meet, featuring national and international stars in basketball, gymnastics, table tennis and volleyball.

Maryland has a 318-112 record in 33 seasons at Cole, a winning percentage of .739.



A History of Maryland Basketball

Some 23 years after Dr. James A. Naismith introduced the sport of basketball to an assemblance of restless physical education students in Springfield, Massachusetts, the game made its first rounds within the College Park academic region. The year was 1905. Positive response to the activity was, in a word, short-lived, as a group of Maryland Agricultural College "companies" engaged in an informal, roughhouse-filled facsimile of the game as we know it today. However primitive—popular teams often enjoyed flagrant advantages, and severe physical contact usually went unpenalized—those scrimmages are considered the first in on-campus basketball competition.

But it wasn't until 1912, when the MAC Athletic Council hired Curley Byrd, future President of the University of Maryland, that the sport assumed a legitimate presence. Behind Byrd and Burt Shipley, who had captained a 1910-11 squad that periodically faced other institutions in a Sunday School gymnasium, the sport began to take initial shape. Byrd led MAC to a 6-5 record during the winter of 1913, with "stars" William (Country) Morris and Shipley leading the squad.

Battling limited financial support, a damaging fire to their facility and lack of adequate equipment, Byrd and Shipley pushed on. In 1921, after several sporadic attempts to field an annual roster, the Atlanta Athletic Club formed the Southern Conference. A year earlier, the MAC had been merged with the professional school complex in Baltimore under a single board of regents, and the necessary funds had become available for intercollegiate competition. In June, 1922, plans to construct a gymnasium were announced, and basketball became a permanent fixture in College Park in 1923.

Sixty-four years later, Maryland Basketball can look back at its participants with

immense pride: Former Maryland Governor Harry Hughes, a member of the 1946 squad; Bob James, former commissioner of the Atlantic Coast Conference and a two-year letterman (1942-43); Rhodes Scholar Tom McMillen, an All-American who spent 11 years in the NBA before his election last fall to the U.S. House of Representatives (4th District); and Len Elmore, another All-American who became the first NBA player ever to enroll in the Harvard Law School, are to name just a few. Dozens of coaches, administrators and professional players have emerged, providing the University of Maryland status as one of college basketball's top programs.

Byrd (administrative duties) and Shipley (coaching) will forever be recognized as the pioneers. Annapolis Hall, then Ritchie Gymnasium, was the team's first permanent home; Maryland won its official debut in the building, defeating George Washington University 41-22 on January 12, 1924. Shipley, Maryland's first mentor, would coach the Terps until 1947, leading them to nine winning seasons during the '30s before World War II usurped the nation of its top young athletes.

The highlight of Shipley's tenure occurred in 1931. Maryland, which had joined the Southern Conference in 1923, rolled to the league tournament championship with victories over LSU, North Carolina, Georgia and Kentucky. Led by Louis "Bosey" Berger, the school's first basketball All-American and later a major league baseball player, the Terps had brought a major conference title north of North Carolina for the first time.

Shipley enjoyed just one winning season during the '40s (14-10 in 1946-47) before turning the program over to Alfred L. "Flucie" Stewart, who coached the Terps for only three seasons before handing the job over to Herman A. "Bud" Millikan in



U.S. Congressman/Rhodes Scholar Tom McMillen (54) and Harvard Law School student Len Elmore are among the finest products of the Maryland basketball program.

May, 1950. A student of the game and pupil of longtime basketball mentor Henry Iba at Oklahoma A&M, where he had achieved All-America status, Millikan inherited a Maryland team that had gone 7-18 in 1949-50 and led it to a 16-11 record. Two more winning seasons followed, and in 1953, Maryland became a charter member of the Atlantic Coast Conference.

Led by a sharpshooting guard named Gene Shue, Millikan's Terps went 23-7 in that initial ACC season and achieved their first-ever national ranking, finishing 20th. Shue, a Baltimore product whom the coach

had never seen play, led the first Terp squad comprised entirely of Millikan recruits, a group that included Bob Kessler, John Sandbower, Ralph Greco, Tom Young and Ronnie Brooks. In becoming an All-American and Maryland's high-visibility basketball star, Shue scored 1,397 points in three seasons, a school record that stood until McMillen surpassed the total 20 years later. After a 10-year NBA career that included two All-Pro selections, Shue enjoyed a successful NBA coaching career in Baltimore, Philadelphia, San Diego, Washington, and Los Angeles Clippers.

Millikan followed up the national ranking with four straight winning seasons. His Terps achieved the pinnacle of success in 1957-58, when they captured the school's first ACC Tournament Championship with victories over Virginia, Duke and North Carolina. Advancing to the NCAA Tournament, the Terps defeated Boston College in the first round of the East Regional, then lost to powerful Temple in the Regional semifinals. Maryland rebounded to defeat Manhattan in the consolation game, capping their best season to date (22-7) with a No. 6 ranking in the final national poll. Members of one of Maryland's finest teams ever included Al Bunge, Charles McNeil, Nick Davis and John Nacincik, all of whom were later NBA draft picks.

An inconsistent stretch ensued. Millikan's Terps fell to 10-13 in 1958-59, rebounded for a pair of winning seasons, then suffered through three straight losing campaigns before going 18-8 in 1964-65. Millikan got one more winning season (14-11 in 1965-66) before stepping down after the 1966-67 season. Frank Fellows, a member of Millikan's first team at Maryland, succeeded him, but lasted only two seasons, as athletic director Jim Kehoe oversaw a transfusion to the program and hired Charles "Lefty" Driesell in the spring of 1969.



Terp coach Bud Millikan (with ball) won 241 games in 17 seasons at Maryland and captured the first ACC Tournament Championship in 1958. Here, he pases with his 1966-67 starting lineup, including Joe Harrington (3rd from left), the current Long Beach State coach, and current Ohio State mentor Gary Williams (far-right).

Flamboyant and outspoken, Driesell had led Davidson College to six 20-victory seasons and four Top 10 rankings since 1960. And in rebuilding the Terps through a pair of mediocre seasons amid intense fanfare, an unparalleled brand of enthusiasm swarmed Maryland Basketball. In 1972, Driesell's Terps flourished, going 27-5 with McMillen and Elmore and capturing the National Invitational Tournament championship. Crowds of 3,000 became sellouts in the 14,500-seat Cole Field House as Driesell established Maryland as a national power. An era had been conceived.

The 1972 NIT crown ignited a 15-year period of excellence. Driesell led Maryland to 321 victories (23.0 wins per season) 10 seasons of at least 20 victories and eight NCAA Tournament appearances. Six All-Americans emerged from 1972 to 1986:

McMillen, Elmore, John Lucas, Buck Williams, Albert King and Len Bias. The Terps finished in the Associated Press Top 20 eight times during the era, won an ACC Tournament Championship in 1984 and advanced to the league finals six times. In college basketball's toughest conference, the Maryland basketball program had established itself as a prominent, consistent force.

The beginning of a new era marked the 1986-87 season. The task of expanding upon the rich tradition of Maryland Basketball falls to Bob Wade, whose success at Baltimore-Dunbar High School is matched by few. Undoubtedly, the tradition will continue to grow.

Season

A Tradition of Success

Final Season Ranking

| | | | |
|---------|---------|--------------------------------------------------------------------------------------------------------------------------------------------------------------------------------|------|
| 1969-70 | 13 wins | Will Hetzel's Shot at Buzzer Beats Duke 52-50 | |
| 1970-71 | 14 wins | Beat #2 South Carolina | |
| 1971-72 | 27 wins | *NIT Champs—Beat Niagara 100-69, ACC Finals | 11th |
| 1972-73 | 23 wins | NCAA Tournament—Final 8, ACC Finals | 8th |
| 1973-74 | 23 wins | NIT Invitation—ACC Finals | 4th |
| 1974-75 | 24 wins | NCAA Tournament—Final 8—Only Team to Score 100 points in Cameron Indoor Stadium, Beat Duke 104-80, Beat N. Carolina 96-74 for Worst Defeat Ever in Carmichael Auditorium | 5th |
| 1975-76 | 22 wins | NIT Invitation | 11th |
| 1976-77 | 19 wins | NIT Invitation—Maryland Invitational Champs—Won 3 of 4 games on "Tobacco Road" | |
| 1977-78 | 15 wins | Maryland Invitational Champs—Tip-off Tournament Champs | |
| 1978-79 | 19 wins | NIT Tournament—Beat #1 Notre Dame, Beat Duke, Beat #4 N.C. State | |
| 1979-80 | 24 wins | NCAA Tournament—Final 16—ACC Finals | 8th |
| 1980-81 | 21 wins | NCAA Tournament—Final 16—ACC finals | 18th |
| 1981-82 | 16 wins | NIT Tournament—Beat #1 Virginia in OT | |
| 1982-83 | 20 wins | NCAA Tournament—Beat National Champs—N.C. State Twice, Beat #2 North Carolina, Beat #3 UCLA | |
| 1983-84 | 24 wins | *ACC Champs—NCAA Tournament—Final 16 | 10th |
| 1984-85 | 25 wins | NCAA Tournament—Final 16—Beat #2 Duke | 18th |
| 1985-86 | 19 wins | NCAA Tournament—Beat #1 North Carolina Twice | |
| 1986-87 | | Bob Wade Won His First Played Game Over Winthrop | |

ALL-TIME SCORES



H. BURTON SHIPLEY

24 Seasons: 1923-24 to 1946-47

Record: 243-199

Conference: 124-91

0-2 1904-05

Capt.—Samuel P. Thomas
Washington Y M C A
Carroll Institute

No Scores Available

No Teams for 1905-06 through 1909-10

3-9 1910-11

Capt.—Burt Shipley

| | |
|--------------------------------|------|
| Maryland | |
| 7 New York University | 25 H |
| 30 Gallaudet | 56 A |
| 24 Staunton Military Academy | 58 A |
| 17 Washington & Lee | 46 A |
| 17 Virginia Military Institute | 14 A |
| 24 Washington & Lee | 29 H |
| 14 Delaware | 23 A |
| 27 Gallaudet | 54 H |
| 25 Georgetown | 31 A |
| 22 Mt. St. Joseph | 20 H |
| 35 Catholic | 30 H |
| 19 Penn Military Academy | 50 A |

No Team for 1911 through 1912-13

0-16 1913-14

Capt.—Burt Shipley

| | |
|-----------------------------|---|
| Mt. St. Joseph | H |
| Gallaudet | A |
| Catholic | A |
| Mt. St. Joseph | A |
| Gallaudet | A |
| St. John's College | A |
| Loyola College | A |
| Georgetown | A |
| Catholic | H |
| Washington & Lee | A |
| Virginia Military Institute | A |
| St. John's College | H |
| George Washington | H |
| Gallaudet | H |
| Baltimore City | H |
| Penn State College | A |
| Delaware College | A |

No Scores Available

No Teams 1914-15 through 1916-17

All Games in 1918-19 were Away

Won 1 Lost 5 1918-19

| | |
|------------------------|----|
| Maryland | |
| 27 Gallaudet | 26 |
| 7 Catholic University | 25 |
| 11 George Washington | 25 |
| 9 Gallaudet | 33 |
| 12 Catholic University | 14 |
| 20 George Washington | 53 |

No Teams for 1919-20 through 1922-23

Record Conf.

5-7 1-2 1923-24

| | |
|----------------------|----|
| Maryland | |
| 41 George Washington | 22 |
| 42 Gallaudet | 28 |
| 13 Catholic | 30 |
| 20 North Carolina | 26 |
| 13 Virginia | 26 |
| 24 Richmond | 22 |
| 14 Catholic | 20 |
| 19 George Washington | 20 |
| 22 Washington & Lee | 21 |
| 12 VMI | 21 |

| | |
|------------------|----|
| 34 *VMI | 19 |
| 25 *Georgia | 29 |
| *S.C. Tournament | |

12-5 3-1 1924-25

| | |
|----------------------|------|
| Maryland | |
| 24 Virginia | 18 H |
| 24 Columbia | 23 A |
| 21 Stevens Institute | 17 A |
| 16 Navy | 23 A |
| 30 Lafayette | 15 H |
| 18 Catholic | 14 A |
| 21 Stevens Institute | 17 H |

| | |
|-----------------------|------|
| 16 North Carolina | 21 H |
| 25 Gallaudet | 14 H |
| 16 Washington College | 27 H |
| 24 Princeton | 38 A |
| 22 CCNY | 16 H |
| 38 South Carolina | 22 H |
| 36 Virginia | 25 A |
| 27 Catholic | 17 H |

| | |
|------------------|----|
| 27 *Alabama | 21 |
| 16 *N.C. State | 30 |
| *S.C. Tournament | |

14-3 7-1 1925-26

| | |
|-----------------------|------|
| Maryland | |
| 40 Washington & Lee | 27 H |
| 21 Navy | 12 A |
| 30 Richmond | 14 H |
| 30 VMI | 21 A |
| 33 Washington & Lee | 20 A |
| 19 VPI | 17 A |
| 40 Gallaudet | 13 H |
| 30 Washington College | 26 H |
| 24 Stevens Institute | 27 H |
| 30 VPI | 14 H |
| 28 Virginia | 34 A |
| 23 North Carolina | 22 H |
| 25 West Virginia | 15 H |
| 41 Duke | 20 H |
| 30 Virginia | 21 H |
| 32 Princeton | 26 H |

| | |
|-----------------------|----|
| 19 Mississippi Aggies | 22 |
|-----------------------|----|

10-10 6-4 1926-27

| | |
|-----------------------|------|
| Maryland | |
| 16 American | 21 A |
| 44 Washington & Lee | 32 H |
| 25 Michigan | 39 A |
| 17 Virginia | 22 A |
| 30 Navy | 22 A |
| 18 Washington College | 22 H |
| 34 Georgia | 33 H |
| 39 Gallaudet | 26 H |
| 27 Stevens Institute | 18 H |
| 28 North Carolina | 23 H |
| 23 North Carolina | 32 H |
| 26 Pennsylvania | 21 A |
| 32 Washington & Lee | 34 A |
| 32 VMI | 15 A |
| 29 Virginia | 28 H |
| 23 N.C. State | 38 A |
| 16 Washington College | 21 A |
| 32 Western Maryland | 25 H |
| 23 North Carolina | 19 A |

14-4 8-1 1927-28

| | |
|-----------------------|------|
| Maryland | |
| 38 Washington & Lee | 24 H |
| 29 VPI | 20 A |
| 31 Washington & Lee | 28 A |
| 23 VMI | 9 A |
| 45 Gallaudet | 20 H |
| 37 Kentucky | 7 H |
| 20 Johns Hopkins | 22 A |
| 25 St. Johns College | 22 H |
| 26 Virginia | 20 H |
| 31 Stevens Institute | 24 H |
| 26 Navy | 35 A |
| 26 Pennsylvania | 30 A |
| 36 N.C. State | 24 H |
| 12 Virginia | 34 A |
| 22 Washington College | 20 H |
| 23 Johns Hopkins | 19 H |
| 30 VPI | 10 H |
| 30 Western Maryland | 29 H |

7-9 2-5 1928-29

| | |
|---------------------|------|
| Maryland | |
| 30 William & Mary | 20 H |
| 18 Pennsylvania | 30 A |
| 20 Randolph Macon | 33 H |
| 30 Virginia | 22 A |
| 20 Johns Hopkins | 30 H |
| 20 St. Johns | 18 H |
| 22 Virginia | 25 H |
| 22 Washington & Lee | 47 H |
| 29 VPI | 39 A |
| 18 Washington & Lee | 42 A |
| 30 VMI | 27 A |
| 22 North Carolina | 28 H |
| 30 Navy | 27 A |
| 32 Western Maryland | 17 H |
| 19 Johns Hopkins | 18 A |

| | |
|------------------|----|
| 35 *Mississippi | 37 |
| *S.C. Tournament | |

16-6 9-5 1929-30

| | |
|-------------------|------|
| Maryland | |
| 27 William & Mary | 23 H |
| 27 Duke | 28 H |
| 37 Catholic | 30 H |
| 54 Virginia | 24 H |
| 41 Johns Hopkins | 24 H |
| 43 Navy | 39 A |
| 41 VPI | 29 H |

| | |
|---------------------|------|
| 26 N.C. State | 28 H |
| 25 Washington & Lee | 29 H |
| 38 Western Maryland | 17 H |
| 36 North Carolina | 24 H |
| 34 VPI | 23 A |
| 44 VMI | 25 A |
| 21 Washington & Lee | 36 A |
| 51 Virginia | 29 H |
| 21 N.C. State | 19 A |
| 22 North Carolina | 19 A |
| 24 Duke | 39 A |
| 39 Johns Hopkins | 24 A |
| 39 VMI | 21 H |
| 41 St. Johns | 25 H |

| | |
|------------------|----|
| 21 *Kentucky | 26 |
| *S.C. Tournament | |

18-4 8-1 1930-31

| | |
|-----------------------|------|
| Maryland | |
| 38 Gallaudet | 27 H |
| 38 VMI | 18 A |
| 36 Washington & Lee | 21 A |
| 32 Duke | 24 H |
| 30 Loyola | 33 H |
| 33 Johns Hopkins | 20 A |
| 44 VMI | 20 H |
| 33 VPI | 16 H |
| 31 Virginia | 34 A |
| 28 Washington & Lee | 17 H |
| 24 Catholic | 21 A |
| 33 North Carolina | 31 H |
| 32 Washington College | 33 H |
| 34 Virginia | 21 H |
| 45 Western Maryland | 35 H |
| 32 St. Johns | 27 H |
| 33 Navy | 36 A |
| 31 Johns Hopkins | 22 H |

16-4 8-2 1931-32

| | |
|-----------------------|------|
| Maryland | |
| 30 Wisconsin | 32 A |
| 27 Loyola | 28 H |
| 42 Washington & Lee | 38 A |
| 43 VMI | 28 A |
| 26 Navy | 15 H |
| 36 Virginia | 31 A |
| 33 Johns Hopkins | 26 A |
| 38 VMI | 20 H |
| 51 VPI | 16 H |
| 39 Catholic | 34 H |
| 26 North Carolina | 25 H |
| 36 Washington College | 16 H |
| 35 Western Maryland | 15 H |
| 46 Virginia | 18 H |
| 49 Washington & Lee | 19 H |
| 24 St. Johns | 20 H |
| 26 North Carolina | 32 A |
| 20 Duke | 18 A |
| 38 Johns Hopkins | 24 H |
| 24 *Florida | 39 |
| *S.C. Tournament | |

11-9 7-3 1932-33

| | |
|-----------------------|------|
| Maryland | |
| 13 Wisconsin | 22 H |
| 40 VPI | 20 A |
| 30 Duke | 28 H |
| 29 VMI | 30 A |
| 40 Washington & Lee | 43 A |
| 27 Johns Hopkins | 37 A |
| 37 VPI | 21 H |
| 27 Catholic | 29 A |
| 21 Navy | 59 A |
| 19 Virginia | 26 A |
| 42 North Carolina | 29 H |
| 36 Georgia | 40 H |
| 35 Washington College | 27 H |
| 37 Virginia | 28 H |
| 46 Washington & Lee | 28 H |
| 45 VMI | 29 H |
| 34 St. Johns | 22 H |
| 37 Western Maryland | 32 H |
| 35 Johns Hopkins | 31 H |

11-8 6-1 1933-34

| | |
|-------------------|------|
| Maryland | |
| 29 Michigan | 25 H |
| 17 Indiana | 30 H |
| 24 West Virginia | 26 A |
| 37 Duke | 33 H |
| 29 VPI | 24 A |
| 34 VPI | 32 H |
| 32 Johns Hopkins | 37 A |
| 43 Virginia | 20 A |
| 24 North Carolina | 28 H |
| 33 Catholic | 25 H |
| 27 Navy | 24 A |
| 28 Virginia | 25 H |
| 33 Richmond | 45 H |

| | |
|-----------------------|------|
| 49 Western Maryland | 33 H |
| 36 VMI | 27 H |
| 32 St. Johns | 37 H |
| 44 Washington College | 33 H |
| 32 Johns Hopkins | 19 H |

| | |
|----------------------|----|
| 37 *Washington & Lee | 45 |
| *S.C. Tournament | |

8-10 4-5 1934-35

| | |
|-----------------------|------|
| Maryland | |
| 25 Indiana | 30 H |
| 50 Ohio State | 41 H |
| 29 West Virginia | 39 H |
| 35 South Carolina | 21 H |
| 39 VMI | 24 H |
| 39 Duke | 48 H |
| 43 Washington College | 27 H |
| 31 North Carolina | 39 H |
| 36 Navy | 43 A |
| 44 Virginia | 24 H |
| 26 Richmond | 56 H |
| 29 Catholic | 45 A |
| 29 Washington & Lee | 33 H |
| 33 Virginia | 32 A |
| 41 Johns Hopkins | 35 A |
| 17 St. Johns | 24 H |
| 52 Johns Hopkins | 25 H |
| 24 Georgetown | 25 H |

14-6 3-3 1935-36

| | |
|-----------------------|------|
| Maryland | |
| 41 VMI | 29 H |
| 27 Washington & Lee | 30 A |
| 53 VMI | 32 A |
| 32 Navy | 20 A |
| 28 Richmond | 24 H |
| 55 Baltimore | 33 H |
| 46 Washington College | 34 H |
| 32 North Carolina | 44 H |
| 41 William & Mary | 39 H |
| 38 Duke | 34 H |
| 40 Virginia | 34 H |
| 26 West Virginia | 51 A |
| 54 Washington & Lee | 55 H |
| 40 St. Johns | 28 H |
| 29 Catholic | 40 H |
| 56 Washington College | 30 A |
| 45 Johns Hopkins | 40 H |
| 47 Georgetown | 39 A |

9-11 4-8 1936-37

| | |
|-----------------------|------|
| Maryland | |
| 40 Richmond | 51 A |
| 54 Johns Hopkins | 31 H |
| 27 Washington & Lee | 51 A |
| 48 VMI | 28 A |
| 48 Western Maryland | 36 H |
| 31 Duke | 34 A |
| 41 Washington College | 20 H |
| 37 Virginia | 23 H |
| 33 N.C. State | 35 A |
| 24 North Carolina | 41 A |
| 30 Duke | 34 A |
| 37 Navy | 53 A |
| 35 North Carolina | 44 H |
| 41 William & Mary | 29 H |
| 45 VMI | 28 H |
| 35 Washington & Lee | 41 H |
| 27 Georgetown | 39 H |
| 37 St. Johns | 39 A |
| 41 N.C. State | 35 H |

| | |
|------------------|----|
| 35 *N.C. State | 42 |
| *S.C. Tournament | |

15-9 7-4 1937-38

| | |
|-----------------------|------|
| Maryland | |
| 26 Richmond | 31 H |
| 26 Michigan | 33 H |
| 50 Baltimore | 32 A |
| 43 Randolph Macon | 27 H |
| 29 Washington & Lee | 31 A |
| 42 VMI | 27 A |
| 39 Georgetown | 57 A |
| 40 Duke | 35 H |
| 24 North Carolina | 43 A |
| 34 Duke | 44 A |
| 42 VPI | 35 H |
| 34 Navy | 37 A |
| 27 NYU | 42 H |
| 36 Washington & Lee | 32 H |
| 45 William & Mary | 38 H |
| 43 VMI | 33 H |
| 49 Catholic | 33 H |
| 43 Washington College | 42 A |
| 39 Virginia | 23 A |
| 57 Dickinson | 27 H |
| 56 Johns Hopkins | 30 H |
| 38 St. Johns | 29 H |

| | |
|------------------|----|
| 45 *Citadel | 43 |
| *Duke | 35 |
| *S.C. Tournament | |

15-9 8-3 1938-39

| | | |
|----------|--------------------|------|
| Maryland | | |
| 34 | Richmond | 41 A |
| 45 | Clemson | 35 H |
| 44 | Davidson | 27 H |
| 24 | Pennsylvania | 36 A |
| 25 | Army | 45 A |
| 37 | Navy | 47 A |
| 37 | Duke | 34 H |
| 34 | North Carolina | 32 H |
| 34 | Hampden Sydney | 25 H |
| 31 | Virginia | 21 H |
| 60 | Duke | 44 A |
| 66 | North Carolina | 41 A |
| 40 | N.C. State | 46 A |
| 25 | Georgetown | 39 H |
| 39 | Washington & Lee | 37 H |
| 49 | William & Mary | 37 H |
| 48 | St. Johns | 20 A |
| 53 | VMI | 35 H |
| 40 | Catholic | 38 A |
| 24 | George Washington | 37 A |
| 47 | Washington College | 37 H |
| | | |
| 47 | *Richmond | 32 |
| 53 | *N.C. State | 29 |
| 27 | *Clemson | 39 |
| | *S.C. Tournament | |

14-9 7-4 1939-40

| | | |
|----------|--------------------|------|
| Maryland | | |
| 48 | Western Maryland | 32 H |
| 47 | Randolph Macon | 16 H |
| 53 | Clemson | 26 H |
| 34 | Pennsylvania | 41 A |
| 51 | Rutgers | 39 A |
| 53 | Rhode Island State | 59 A |
| 32 | Duke | 30 H |
| 35 | Richmond | 19 H |
| 28 | Georgetown | 27 A |
| 49 | VPI | 41 H |
| 25 | Washington & Lee | 44 H |
| 43 | N.C. State | 36 A |
| 30 | Clemson | 48 A |
| 30 | South Carolina | 33 A |
| 37 | Duke | 48 A |
| 49 | Johns Hopkins | 36 H |
| 60 | VMI | 33 A |
| 19 | Washington & Lee | 39 A |
| 46 | Catholic | 31 H |
| 27 | VMI | 25 H |
| 26 | George Washington | 44 H |
| | | |
| 43 | *Washington & Lee | 30 |
| 32 | *Duke | 44 |
| | *S.C. Tournament | |

1-21 0-13 1940-41

| | | |
|----------|--------------------|------|
| Maryland | | |
| 36 | Richmond | 48 H |
| 24 | Johns Hopkins | 38 A |
| 34 | Clemson | 48 H |
| 32 | Pennsylvania | 43 A |
| 26 | Duke | 40 H |
| 41 | Washington & Lee | 59 A |
| 30 | VMI | 64 A |
| 34 | Georgetown | 51 A |
| 36 | North Carolina | 55 H |
| 17 | Richmond | 38 A |
| 17 | Duke | 43 A |
| 29 | North Carolina | 44 A |
| 27 | Navy | 52 A |
| 18 | Virginia | 47 A |
| 15 | Washington & Lee | 42 H |
| 28 | George Washington | 61 A |
| 40 | William & Mary | 58 H |
| 43 | Connecticut | 52 H |
| 45 | Rutgers | 50 H |
| 27 | VMI | 41 H |
| 39 | VPI | 48 H |
| 26 | Washington College | 18 H |

7-15 3-8 1941-42

| | | |
|----------|--------------------|------|
| Maryland | | |
| 41 | Richmond | 23 A |
| 34 | William & Mary | 39 A |
| 36 | West Virginia | 63 A |
| 15 | Seton Hall | 59 A |
| 40 | CCNY | 57 A |
| 48 | St. Johns (NY) | 64 A |
| 35 | Virginia | 34 A |
| 33 | Duke | 37 A |
| 28 | Washington College | 25 H |
| 51 | Georgetown | 42 A |
| 29 | George Washington | 47 H |
| 36 | Virginia | 26 H |
| 41 | VMI | 46 A |
| 44 | Washington & Lee | 52 A |
| 28 | Washington & Lee | 30 H |
| 47 | Navy | 61 A |
| 42 | William & Mary | 32 H |
| 27 | West Virginia | 41 H |
| 32 | Army | 44 A |
| 30 | North Carolina | 34 H |
| 46 | Duke | 64 H |
| 39 | VMI | 36 H |

8-8 5-5 1942-43

| | | |
|----------|-------------------|------|
| Maryland | | |
| 32 | Richmond | 28 H |
| 47 | North Carolina | 40 H |
| 53 | Virginia | 49 H |
| 49 | Pennsylvania | 51 A |
| 40 | Washington & Lee | 50 A |
| 34 | VMI | 35 A |
| 43 | George Washington | 48 A |
| 63 | Navy | 54 A |
| 40 | Army | 44 A |
| 43 | Duke | 46 H |
| 55 | Washington & Lee | 35 H |
| 56 | Virginia | 42 A |
| 40 | North Carolina | 31 A |
| 36 | Georgetown | 46 H |
| 51 | William & Mary | 36 H |
| 35 | VMI | 36 H |

4-13 2-1 1943-44

| | | |
|----------|-------------------|------|
| Maryland | | |
| 33 | Quantico Marines | 59 H |
| 39 | Marshall | 46 H |
| 20 | Bainbridge Navy | 52 H |
| 20 | Virginia | 52 A |
| 43 | VMI | 36 H |
| 43 | Hampden Sydney | 51 H |
| 25 | Bainbridge Navy | 78 A |
| 29 | Fort Belvoir | 60 H |
| 33 | Catholic | 31 H |
| 26 | Virginia | 49 H |
| 33 | Catholic | 53 A |
| 34 | Richmond | 65 A |
| 48 | Woodrow Gen. Hosp | 26 H |
| 25 | Woodrow Gen. Hosp | 35 A |
| 31 | VMI | 29 A |
| 35 | Navy | 69 A |
| 22 | Army | 85 A |
| | | |
| 23 | *N.C. State | 42 |
| | *S.C. Tournament | |

2-14 2-5 1944-45

| | | |
|----------|-------------------|------|
| Maryland | | |
| 26 | Gallaudet | 27 H |
| 28 | North Carolina | 53 A |
| 24 | Duke | 51 A |
| 32 | N.C. State | 46 A |
| 33 | Navy | 70 A |
| 46 | VMI | 28 H |
| 34 | Marine Corps Inst | 50 H |
| 42 | N.C. State | 57 H |
| 42 | Hampden Sydney | 43 H |
| 26 | Virginia | 57 A |
| 27 | VMI | 35 A |
| 33 | Virginia | 61 H |
| 53 | William & Mary | 46 A |
| 41 | Merchant Marine | 54 A |
| 34 | Army | 54 A |
| | | |
| 49 | *Duke | 76 |
| | *S.C. Tournament | |



"Flucie" STEWART

3 Seasons: 1947-48 to 1949-50
Record: 27-48
Conference: 22-27

9-12 5-5 1945-46

| | | |
|----------|-------------------|------|
| Maryland | | |
| 61 | Marine Corps Inst | 46 H |
| 43 | Marshall | 50 H |
| 47 | Quantico Marines | 50 H |
| 25 | Duke | 59 A |
| 47 | N.C. State | 39 A |
| 28 | North Carolina | 64 A |
| 35 | Navy | 44 A |
| 37 | N.C. State | 33 H |
| 45 | Virginia | 48 A |
| 43 | Duke | 38 H |
| 35 | Hampden Sydney | 32 H |
| 48 | George Washington | 35 H |
| 31 | North Carolina | 33 H |
| 37 | Virginia | 36 H |
| 43 | Merchant Marine | 39 H |
| 37 | Richmond | 31 H |
| 36 | William & Mary | 42 A |
| 33 | West Virginia | 35 H |
| 25 | Army | 52 A |
| 31 | Merchant Marine | 48 A |
| | | |
| 27 | *N.C. State | 54 |
| | *S.C. Tournament | |

14-10 9-4 1946-47

| | | |
|----------|-------------------|------|
| Maryland | | |
| 43 | West Virginia | 81 A |
| 49 | Western Maryland | 39 H |
| 41 | Johns Hopkins | 36 H |
| 62 | Quantico Marines | 48 A |
| 42 | North Carolina | 58 A |
| 39 | Richmond | 41 H |
| 44 | George Washington | 43 H |
| 65 | Washington & Lee | 60 A |
| 57 | VPI | 49 A |
| 61 | VMI | 50 A |
| 61 | North Carolina | 57 H |
| 27 | Navy | 55 A |
| 59 | Washington & Lee | 50 H |
| 55 | Georgetown | 49 H |
| 48 | George Washington | 63 H |
| 49 | Richmond | 68 A |
| 55 | VPI | 42 H |
| 38 | Duke | 40 H |
| 47 | Kings Point | 73 A |
| 57 | Army | 54 A |
| 52 | Citadel | 40 H |
| 53 | VMI | 45 H |
| 54 | Pennsylvania | 80 A |
| | | |
| 43 | *N.C. State | 55 |
| | *S.C. Tournament | |

11-14 9-7 1947-48

| | | |
|----------|-------------------|------|
| Maryland | | |
| 63 | Western Maryland | 58 A |
| 52 | Loyola | 63 H |
| 59 | Davidson | 58 H |
| 64 | Washington & Lee | 70 A |
| 53 | VMI | 46 A |
| 64 | Johns Hopkins | 53 A |
| 46 | North Carolina | 70 A |
| 42 | Duke | 53 A |
| 40 | Georgetown | 52 A |
| 49 | Clemson | 42 H |
| 44 | Virginia | 64 A |
| 47 | Navy | 51 A |
| 68 | South Carolina | 54 H |
| 63 | VMI | 48 H |
| 44 | Army | 48 A |
| | | |
| 64 | Washington & Lee | 38 H |
| 49 | George Washington | 65 A |
| 47 | North Carolina | 51 H |
| 56 | Virginia | 68 H |
| 60 | Richmond | 53 H |
| 54 | South Carolina | 53 A |
| 63 | Clemson | 61 A |
| 62 | Richmond | 64 A |
| 35 | George Washington | 59 H |
| 51 | *Davidson | 58 |
| | *S.C. Tournament | |

9-18 8-7 1948-49

| | | |
|----------|--------------------|------|
| Maryland | | |
| 49 | Temple | 67 A |
| 60 | VPI | 51 H |
| 75 | Loyola (Baltimore) | 77 A |
| 45 | Richmond | 54 H |
| 47 | Virginia | 53 H |
| 74 | Clemson | 50 H |
| 47 | North Carolina | 55 A |
| 49 | Davidson | 52 A |
| 43 | Virginia | 79 A |
| 51 | Georgetown | 53 A |
| 67 | Pennsylvania | 81 A |
| 46 | Navy | 52 A |
| 54 | George Washington | 66 H |
| 43 | Miami (Ohio) | 42 A |
| 48 | Miami (Ohio) | 58 A |
| 33 | Cincinnati | 70 A |
| 53 | VMI | 45 A |
| 66 | Washington & Lee | 60 A |
| 79 | South Carolina | 49 H |
| 42 | North Carolina | 66 H |
| 52 | Georgetown | 56 H |
| 57 | South Carolina | 56 A |
| 49 | Clemson | 68 A |
| 66 | Richmond | 51 A |
| 42 | George Washington | 61 A |
| 70 | VMI | 55 H |
| | | |
| 61 | *North Carolina | 79 |
| | *S.C. Tournament | |



BUD MILLIKAN

17 Seasons: 1950-51 to 1966-67
Record: 243-182
Conference: 130-109

7-18 5-13 1949-50

| | | |
|----------|-------------------|------|
| Maryland | | |
| 57 | VPI | 63 A |
| 40 | Tennessee | 61 A |
| 56 | Virginia | 66 A |
| 65 | Washington & Lee | 46 H |
| 52 | Pennsylvania | 54 A |
| 55 | Clemson | 60 H |
| 62 | Navy | 75 A |
| 71 | Ohio Wesleyan | 75 H |
| 53 | North Carolina | 55 A |
| 46 | Duke | 58 A |
| 71 | Georgetown | 65 A |
| 52 | William & Mary | 56 H |
| 49 | Richmond | 59 A |
| 51 | George Washington | 72 H |
| 56 | William & Mary | 64 A |
| 65 | VMI | 53 H |
| 56 | North Carolina | 69 H |
| 61 | VMI | 62 A |
| 67 | Duke | 57 H |
| 56 | South Carolina | 61 H |
| 70 | Virginia | 52 H |
| 64 | Davidson | 61 H |
| 67 | Richmond | 48 H |
| 44 | South Carolina | 59 A |
| 68 | Clemson | 70 A |

16-11 11-8 1950-51

| | | |
|----------|-------------------|------|
| Maryland | | |
| 59 | Virginia | 57 H |
| 65 | Pennsylvania | 74 A |
| 48 | William & Mary | 41 H |
| 46 | Virginia | 43 A |
| 52 | Washington & Lee | 43 H |
| 51 | Rutgers | 45 H |
| 67 | North Carolina | 59 A |
| 48 | Richmond | 42 A |
| 47 | Navy | 51 A |
| 58 | Georgetown | 47 H |
| 57 | VPI | 66 H |
| 56 | North Carolina | 55 H |
| 57 | Davidson | 55 A |
| 43 | South Carolina | 70 A |
| 44 | Clemson | 50 A |
| 65 | Washington & Lee | 83 A |
| 46 | VMI | 41 A |
| 47 | South Carolina | 37 H |
| 64 | West Virginia | 70 H |
| 40 | Duke | 49 H |
| 50 | William & Mary | 55 A |
| 54 | Clemson | 50 H |
| 42 | Richmond | 33 H |
| 47 | George Washington | 67 A |
| 65 | VMI | 46 H |

50 *Clemson 48
 45 *N.C. State 54
 *S.C. Tournament

13-9 9-5 1951-52

| | | |
|----------|-------------------|------|
| Maryland | | |
| 59 | Virginia | 42 A |
| 71 | Washington & Lee | 51 H |
| 52 | Pennsylvania | 53 A |
| 54 | William & Mary | 53 H |
| 36 | West Virginia | 39 A |
| 57 | VMI | 39 A |
| 51 | Washington & Lee | 43 A |
| 47 | North Carolina | 51 A |
| 48 | Navy | 45 A |
| 63 | Virginia | 53 H |
| 55 | Georgetown | 40 H |
| 55 | Rutgers | 61 A |
| 71 | North Carolina | 51 H |
| 64 | VMI | 46 H |
| 55 | Richmond | 45 H |
| 66 | William & Mary | 71 A |
| 51 | Duke | 56 A |
| 61 | Georgetown | 71 A |
| 54 | Richmond | 50 A |
| 56 | George Washington | 57 H |
| 71 | Davidson | 48 H |

48 *Duke 51
 *S.C. Tournament

15-8 12-3 1952-53

| | | |
|----------|-------------------|------|
| Maryland | | |
| 71 | Virginia | 61 H |
| 64 | William & Mary | 61 H |
| 53 | Pennsylvania | 70 A |
| 52 | West Virginia | 45 H |
| 54 | VMI | 37 A |
| 58 | Washington & Lee | 40 A |
| 49 | North Carolina | 59 A |
| 59 | Virginia | 56 A |
| 63 | Richmond | 60 A |
| 45 | Georgetown | 54 H |
| 65 | VPI | 46 H |
| 68 | North Carolina | 66 H |
| 62 | George Washington | 63 A |
| 70 | VPI | 56 A |
| 46 | Richmond | 49 H |
| 67 | VMI | 41 H |
| 87 | Washington & Lee | 56 H |
| 79 | William & Mary | 57 A |
| 48 | Georgetown | 49 A |
| 47 | Navy | 51 A |
| 66 | George Washington | 53 H |
| 74 | *Duke | 65 |
| 59 | *Wake Forest | 61 |
| | *S.C. Tournament | |

23-7 7-2 1953-54

| | | |
|----------|-------------------|------|
| Maryland | | |
| 53 | South Carolina | 49 A |
| 81 | Clemson | 41 A |
| 54 | Wake Forest | 71 A |
| 69 | William & Mary | 54 A |
| 71 | West Virginia | 87 A |
| 60 | VPI | 52 H |
| 79 | South Carolina | 48 H |
| 65 | Arizona State | 50 A |
| 66 | Evansville | 58 A |
| 54 | Ky. Wesleyan | 37 A |
| 72 | Richmond | 64 H |
| 70 | Virginia | 64 H |
| 75 | Clemson | 54 H |
| 56 | Georgetown | 58 A |
| 71 | Richmond | 73 H |
| 68 | George Washington | 61 H |
| 70 | Virginia | 56 A |
| 61 | Tampa | 51 A |
| 63 | Miami (Fla.) | 57 A |
| 51 | Washington & Lee | 25 A |
| 54 | VPI | 41 A |
| 76 | Washington & Lee | 43 H |
| 61 | Navy | 60 A |
| 74 | Wake Forest | 53 H |
| 61 | Duke | 68 H |
| 53 | Georgetown | 50 H |
| 57 | George Washington | 70 A |
| 74 | William & Mary | 55 H |

| | | |
|----|-------------|--------|
| 75 | Clemson | 59 ACC |
| 56 | Wake Forest | 64 ACC |

17-7 10-4 1954-55

| | | |
|----------|-------------------|------|
| Maryland | | |
| 60 | Georgetown | 43 H |
| 49 | Duke | 47 H |
| 58 | Wake Forest | 62 H |
| 72 | Virginia | 69 A |
| 61 | Duke | 68 A |
| 70 | North Carolina | 60 A |
| 58 | Texas Tech | 54 A |
| 83 | Rhode Island | 66 A |
| 78 | Cincinnati | 61 A |
| 68 | South Carolina | 51 H |
| 78 | Virginia | 65 H |
| 71 | Clemson | 63 A |
| 68 | South Carolina | 52 A |
| 68 | N.C. State | 64 H |
| 53 | George Washington | 75 A |
| 60 | Navy | 54 A |
| 67 | William & Mary | 62 A |
| 67 | George Washington | 73 H |
| 63 | North Carolina | 61 H |
| 68 | Clemson | 66 H |
| 58 | N.C. State | 78 A |
| 71 | Wake Forest | 75 A |
| 57 | Georgetown | 48 A |

| | | |
|----|----------|--------|
| 67 | Virginia | 68 ACC |
|----|----------|--------|

14-10 7-7 1955-56

| | | |
|----------|-------------------|------|
| Maryland | | |
| 67 | Virginia | 55 H |
| 52 | William & Mary | 51 H |
| 61 | Wake Forest | 51 H |
| 61 | Kentucky | 62 H |
| 62 | North Carolina | 68 H |
| 75 | Michigan State | 95 H |
| 75 | St. Francis | 66 H |
| 76 | South Carolina | 57 H |
| 62 | George Washington | 48 H |
| 71 | Clemson | 63 A |
| 59 | South Carolina | 53 A |
| 64 | N.C. State | 73 H |
| 62 | Duke | 76 A |
| 55 | North Carolina | 64 A |
| 62 | Georgetown | 57 A |
| 80 | Navy | 61 H |
| 70 | Duke | 82 H |
| 67 | George Washington | 46 A |
| 81 | Clemson | 69 H |
| 71 | N.C. State | 62 A |
| 60 | Wake Forest | 76 A |
| 60 | Virginia | 73 A |
| 72 | Georgetown | 61 H |

| | | |
|----|------|--------|
| 69 | Duke | 94 ACC |
|----|------|--------|

16-10 9-5 1956-57

| | | |
|----------|-------------------|--------|
| Maryland | | |
| 67 | Virginia | 63 A |
| 62 | Fordham | 68 H |
| 59 | Wake Forest | 53 H |
| 55 | Kentucky | 76 A |
| 61 | North Carolina | 70 A |
| 89 | Montana State | 72 A |
| 45 | New Mexico A & M | 45 A |
| 13 | Virginia | 39 A |
| 59 | N.C. State | 52 A |
| 60 | South Carolina | 68 A |
| 62 | Duke | 51 H |
| 68 | George Washington | 48 A |
| 66 | South Carolina | 59 H |
| 82 | Georgetown | 69 H |
| 79 | N.C. State | 66 H |
| 60 | Duke | 72 A |
| 84 | George Washington | 67 H |
| 61 | North Carolina | 65 H |
| 85 | Virginia | 64 H |
| 56 | N.C. State | 49 A |
| 58 | Wake Forest | 62 A |
| 55 | Navy | 56 A |
| 74 | Clemson | 65 H |
| 62 | Georgetown | 59 A |
| 71 | Virginia | 68 ACC |
| 64 | South Carolina | 74 ACC |

22-7 9-5 1957-58

| | | |
|----------|-------------------|------|
| Maryland | | |
| 64 | George Washington | 55 H |
| 61 | Fordham | 58 A |
| 71 | Kentucky | 62 H |
| 72 | Wake Forest | 58 H |
| 88 | Navy | 58 H |
| 71 | Vanderbilt | 56 A |
| 46 | Memphis State | 47 A |
| 72 | South Carolina | 59 A |
| 66 | Clemson | 73 A |
| 74 | Duke | 49 H |
| 74 | North Carolina | 61 H |
| 55 | Georgetown | 45 A |
| 48 | N.C. State | 57 H |
| 64 | Navy | 51 A |
| 87 | Virginia | 66 A |
| 74 | Wake Forest | 67 A |
| 72 | Clemson | 54 H |
| 64 | N.C. State | 69 A |
| 69 | Virginia | 56 H |
| 59 | Duke | 68 A |
| 59 | North Carolina | 66 A |
| 56 | Georgetown | 46 H |
| 99 | South Carolina | 59 H |

| | | |
|----|----------------|--------|
| 70 | Virginia | 66 ACC |
| 71 | Duke | 65 ACC |
| 86 | North Carolina | 74 ACC |
| 86 | Boston College | 63NCAA |
| 67 | Temple | 71NCAA |
| 59 | Manhattan | 55NCAA |

10-13 7-7 1958-59

| | | |
|----------|-------------------|------|
| Maryland | | |
| 53 | N.C. State | 55 H |
| 62 | Northwestern | 66 A |
| 63 | Virginia | 56 H |
| 56 | Kentucky | 58 A |
| 50 | Navy | 53 H |
| 68 | Wake Forest | 65 H |
| 45 | Mississippi State | 56 A |
| 54 | Loyola | 50 A |
| 64 | Duke | 31 H |
| 59 | South Carolina | 41 A |
| 46 | Clemson | 55 A |
| 61 | Georgetown | 53 H |
| 69 | Duke | 78 A |
| 57 | North Carolina | 64 A |
| 53 | Wake Forest | 56 A |
| 65 | George Washington | 66 H |
| 37 | N.C. State | 53 A |
| 77 | Clemson | 58 H |
| 50 | Virginia | 62 A |
| 69 | North Carolina | 51 H |
| 67 | Georgetown | 56 A |
| 75 | South Carolina | 45 H |

| | | |
|----|----------|--------|
| 65 | Virginia | 66 ACC |
|----|----------|--------|

15-8 9-5 1959-60

| | | |
|----------|-------------------|------|
| Maryland | | |
| 64 | George Washington | 57 A |
| 70 | Virginia | 62 H |
| 59 | Georgetown | 48 H |
| 47 | Wake Forest | 54 H |
| 63 | Indiana | 72 A |
| 76 | Fordham | 54 A |
| 103 | Yale | 80 H |
| 85 | South Carolina | 52 H |
| 51 | Georgetown | 66 A |
| 56 | Duke | 48 A |
| 63 | N.C. State | 53 H |
| 51 | Navy | 50 A |
| 66 | North Carolina | 75 H |
| 64 | Wake Forest | 65 A |
| 44 | Virginia | 43 A |
| 46 | N.C. State | 48 A |
| 70 | Clemson | 55 H |
| 71 | Duke | 61 H |
| 86 | George Washington | 84 H |
| 64 | North Carolina | 81 A |
| 67 | Clemson | 59 A |
| 72 | South Carolina | 55 A |

| | | |
|----|------------|--------|
| 58 | N.C. State | 74 ACC |
|----|------------|--------|

14-12 6-8 1960-61

| | | |
|----------|-------------------|------|
| Maryland | | |
| 64 | Penn State | 47 H |
| 57 | Virginia | 52 A |
| 80 | George Washington | 68 H |
| 64 | Minnesota | 53 A |
| 78 | Georgetown | 67 A |
| 60 | Wake Forest | 72 H |
| 57 | North Carolina | 81 A |
| 67 | N.C. State | 77 A |
| 84 | Wyoming | 75 A |
| 72 | South Carolina | 58 H |
| 55 | Georgetown | 47 H |
| 62 | Duke | 70 A |
| 52 | North Carolina | 58 H |
| 63 | Navy | 62 H |
| 75 | N.C. State | 57 A |
| 56 | North Carolina | 63 A |
| 69 | Wake Forest | 78 A |
| 59 | Clemson | 76 A |
| 61 | South Carolina | 64 A |
| 66 | N.C. State | 83 A |
| 76 | Duke | 71 H |
| 44 | George Washington | 63 A |
| 77 | Virginia | 62 H |
| 82 | Clemson | 80 H |

| | | |
|----|-------------|--------|
| 91 | Clemson | 75 ACC |
| 76 | Wake Forest | 98 ACC |

8-17 3-11 1961-62

| | | |
|----------|-------------------|-------|
| Maryland | | |
| 65 | Penn State | 71 A |
| 78 | Georgetown | 279 H |
| 68 | N.C. State | 73 H |
| 75 | Minnesota | 69 H |
| 79 | Wake Forest | 62 H |
| 91 | Virginia | 70 A |
| 62 | Mississippi State | 64 A |
| 64 | Louisville | 83 A |
| 67 | George Washington | 56 A |
| 77 | South Carolina | 86 H |
| 83 | Georgetown | 70 A |
| 68 | Duke | 84 A |
| 81 | George Washington | 67 H |
| 61 | N.C. State | 68 A |
| 71 | Miami (Fla.) | 68 A |
| 58 | Navy | 67 A |
| 79 | North Carolina | 62 H |
| 68 | South Carolina | 85 A |
| 61 | Clemson | 73 A |
| 53 | Duke | 79 H |
| 78 | Wake Forest | 81 A |
| 67 | North Carolina | 70 A |
| 68 | Virginia | 72 H |
| 68 | Clemson | 75 H |

| | | |
|----|------|--------|
| 58 | Duke | 71 ACC |
|----|------|--------|

8-13 4-10 1962-63

| | | |
|----------|-------------------|------|
| Maryland | | |
| 61 | Penn State | 62 H |
| 70 | Georgetown | 79 A |
| 56 | Duke | 92 A |
| 74 | N.C. State | 76 H |
| 67 | Virginia | 61 A |
| 74 | Wake Forest | 85 H |
| 68 | South Carolina | 63 H |
| 74 | George Washington | 72 H |
| 67 | Navy | 61 H |
| 56 | North Carolina | 78 H |
| 59 | N.C. State | 79 A |
| 68 | George Washington | 67 A |
| 73 | Georgetown | 72 H |
| 68 | North Carolina | 82 A |
| 60 | Clemson | 62 A |
| 51 | South Carolina | 44 A |
| 54 | Wake Forest | 75 A |
| 69 | Virginia | 71 H |
| 70 | Duke | 76 H |
| 69 | Clemson | 67 H |

| | | |
|----|-------------|--------|
| 41 | Wake Forest | 80 ACC |
|----|-------------|--------|

9-17 5-9 1963-64

| | | |
|----------|-------------------|-------|
| Maryland | | |
| 68 | Virginia | 58 H |
| 72 | Georgetown | 83 A |
| 62 | Penn State | 91 A |
| 72 | N.C. State | 62 H |
| 74 | West Virginia | 72 H |
| 56 | Clemson | 48 H |
| 59 | Tennessee | 70 A |
| 75 | LSU | 65 A |
| 54 | Arizona | 57 A |
| 62 | Columbia | 76 A |
| 89 | South Carolina | 63 A |
| 55 | Navy | 68 A |
| 88 | North Carolina | 97 A |
| 65 | N.C. State | 66 A |
| 91 | Wake Forest | 82 A |
| 80 | George Washington | 76 A |
| 67 | West Virginia | 91 A |
| 72 | Duke | 104 H |
| 77 | Wake Forest | 79 H |
| 74 | North Carolina | 64 H |
| 73 | Virginia | 79 A |
| 63 | Duke | 84 A |
| 78 | Georgetown | 81 H |
| 68 | Clemson | 83 A |
| 64 | South Carolina | 74 A |

| | | |
|----|---------|--------|
| 67 | Clemson | 81 ACC |
|----|---------|--------|

18-8 10-4 1964-65

| | | |
|----------|-------------------|------|
| Maryland | | |
| 72 | Penn State | 71 H |
| 82 | George Washington | 80 H |
| 59 | Virginia | 61 A |
| 62 | N.C. State | 63 H |
| 73 | West Virginia | 80 H |
| 82 | Wake Forest | 64 H |
| 61 | Kansas | 63 H |
| 66 | Tulsa | 59 A |
| 73 | Miami (Fla.) | 80 A |
| 76 | North Carolina | 68 H |
| 67 | Clemson | 65 A |
| 75 | South Carolina | 70 A |
| 77 | Navy | 58 H |
| 93 | Wake Forest | 85 A |
| 67 | N.C. State | 73 A |
| 91 | North Carolina | 80 A |
| 64 | Duke | 82 A |
| 86 | West Virginia | 78 A |
| 85 | Georgetown | 67 A |
| 52 | Virginia | 47 H |
| 70 | Navy | 57 A |
| 85 | Duke | 82 H |
| 88 | Clemson | 71 H |
| 73 | South Carolina | 59 H |

| | | |
|----|------------|--------|
| 61 | Clemson | 50 ACC |
| 67 | N.C. State | 76 ACC |



FRANK FELLOWS

2 Seasons: 1967-68 to 1968-69
Record: 16-34
Conference: 6-22

14-11 7-7 1965-66

| | |
|-----------------------|--------|
| Maryland | |
| 61 Penn State | 65 A |
| 87 Wake Forest | 66 H |
| 59 N.C. State | 48 H |
| 62 Kansas | 71 A |
| 63 Kansas State | 57 A |
| 77 Georgetown | 59 H |
| 74 West Virginia | 76 A |
| 69 Houston | 68 A |
| 77 Dayton | 75 A |
| 52 North Carolina | 67 A |
| 62 Virginia | 65 H |
| 61 Duke | 76 A |
| 58 N.C. State | 60 A |
| 107 George Washington | 81 A |
| 66 Clemson | 71 A |
| 78 South Carolina | 63 A |
| 76 North Carolina | 66 H |
| 86 Wake Forest | 78 A |
| 74 Navy | 69 H |
| 107 West Virginia | 92 H |
| 71 Virginia | 64 A |
| 69 Duke | 74 H |
| 56 South Carolina | 42 H |
| 69 Clemson | 81 H |
| | |
| 70 North Carolina | 77 ACC |

11-14 5-9 1966-67

| | |
|----------------------|--------|
| Maryland | |
| 76 Penn State | 53 H |
| 54 N.C. State | 38 A |
| 63 South Carolina | 65 H |
| 85 Virginia | 65 A |
| 50 Oklahoma State | 49 A |
| 53 Memphis State | 55 A |
| 59 Wake Forest | 68 H |
| 66 Davidson | 65 A |
| 57 Army | 54 A |
| 60 N.C. State | 55 H |
| 82 West Virginia | 81 A |
| 69 Duke | 72 H |
| 68 Clemson | 48 H |
| 58 West Virginia | 61 H |
| 53 South Carolina | 80 A |
| 77 North Carolina | 85 A |
| 78 George Washington | 52 H |
| 49 Georgetown | 80 A |
| 87 Virginia | 76 H |
| 65 Navy | 66 A |
| 58 Duke | 81 A |
| 78 North Carolina | 79 H |
| 61 Clemson | 65 A |
| 64 Wake Forest | 78 A |
| | |
| 54 South Carolina | 57 ACC |

8-16 4-10 1967-68

| | |
|----------------------|--------|
| Maryland | |
| 71 Penn State | 76 A |
| 84 George Washington | 53 A |
| 62 N.C. State | 75 H |
| 66 South Carolina | 65 H |
| 60 Wake Forest | 73 A |
| 53 Texas El Paso | 70 A |
| 72 Southern Illinois | 73 A |
| 59 South Carolina | 68 A |
| 52 N.C. State | 68 A |
| 79 West Virginia | 75 H |
| 92 Duke | 84 H |
| 93 Clemson | 94 A |
| 76 Navy | 72 H |
| 73 Miami (Fla.) | 93 A |
| 67 North Carolina | 73 H |
| 64 Duke | 85 A |
| 66 West Virginia | 83 A |
| 85 Virginia | 76 H |
| 87 Wake Forest | 74 H |
| 60 North Carolina | 83 A |
| 81 Clemson | 68 H |
| 68 Virginia | 70 A |
| 68 Georgetown | 60 H |
| | |
| 54 N.C. State | 63 ACC |

8-18 2-12 1968-69

| | |
|----------------------|------|
| Maryland | |
| 66 Penn State | 56 H |
| 65 West Virginia | 86 A |
| 67 South Carolina | 79 A |
| 63 Princeton | 72 H |
| 87 Wake Forest | 95 A |
| 99 George Washington | 96 H |
| 89 Marshall | 80 A |
| 35 Miami (Fla.) | 92 A |
| 69 Davidson | 83 A |

| | |
|-------------------|--------|
| 95 Wichita | 83 A |
| 71 Wake Forest | 93 A |
| 69 N.C. State | 85 A |
| 67 South Carolina | 69 H |
| 85 Duke | 66 A |
| 83 Clemson | 78 H |
| 77 Virginia | 78 H |
| 87 North Carolina | 107 A |
| 81 N.C. State | 86 H |
| 91 West Virginia | 84 H |
| 83 Duke | 93 H |
| 68 Navy | 72 A |
| 78 Virginia | 84 A |
| 86 North Carolina | 88 H |
| 84 Clemson | 83 A |
| 83 Georgetown | 78 A |
| | |
| 71 South Carolina | 92 ACC |



CHARLES "Lefty" DRIESSELL
17 Seasons: 1969-70 to 1985-86
Record: 348-159
Conference: 126-101

13-13 5-9 1969-70

| | |
|----------------------|--------|
| Maryland | |
| 97 Buffalo | 77 H |
| 92 George Washington | 71 A |
| 67 Princeton | 75 A |
| 87 Wake Forest | 104 H |
| 68 South Carolina | 101 H |
| 54 Army | 69 H |
| 94 Fordham | 71 H |
| 94 Delaware | 58 H |
| 57 N.C. State | 91 A |
| 96 Wake Forest | 88 A |
| 83 West Virginia | 76 H |
| 44 South Carolina | 55 A |
| 75 Clemson | 63 A |
| 73 Navy | 57 H |
| 97 Maine | 68 H |
| 52 Duke | 50 H |
| 69 North Carolina | 77 H |
| 54 N.C. State | 64 A |
| 81 Georgetown | 71 H |
| 69 Virginia | 71 A |
| 83 North Carolina | 90 A |
| 76 Duke | 87 A |
| 103 Clemson | 85 H |
| 78 West Virginia | 83 A |
| 79 Virginia | 71 H |
| | |
| 57 N.C. State | 67 ACC |

14-12 5-9 1970-71

| | |
|----------------------|--------|
| Maryland | |
| 86 Delaware | 73 H |
| 109 Buffalo | 70 H |
| 85 Lehigh | 66 H |
| 72 Wake Forest | 71 H |
| 70 South Carolina | 96 A |
| 79 Georgetown | 96 A |
| 80 Tampa | 72 H |
| 111 Miami (Fla.) | 77 H |
| 99 Richmond | 67 H |
| 81 N.C. State | 83 H |
| 31 South Carolina | 30 H |
| 56 Clemson | 52 H |
| 69 George Washington | 67 H |
| 88 Loyola (Md.) | 69 A |
| 70 North Carolina | 105 A |
| 61 N.C. State | 71 A |
| 88 Duke | 79 A |
| 63 Virginia | 78 A |
| 67 Duke | 70 H |
| 76 North Carolina | 100 H |
| 56 Seton Hall | 55 A |
| 45 Clemson | 51 A |
| 81 West Virginia | 83 H |
| 66 Wake Forest | 72 A |
| 89 Virginia | 84 H |
| | |
| 63 South Carolina | 71 ACC |

27-5 8-4 1971-72

| | |
|-----------------------|------|
| Maryland | |
| 100 Brown | 83 H |
| 118 George Washington | 96 A |
| 57 Virginia (L) | 78 A |
| 79 Georgetown | 46 H |
| 86 Canisius | 77 H |
| 73 Loyola | 60 A |
| 102 Holy Cross | 79 A |
| 103 Western Kentucky | 67 H |
| 90 St John's | 69 H |
| 83 N.C. State | 70 H |
| 61 Clemson | 63 A |
| 49 Wake Forest | 46 A |
| 85 Navy | 60 A |
| 82 Buffalo | 58 H |
| 72 North Carolina | 92 A |

| | |
|---------------------|--------|
| 66 N.C. State | 65 A |
| 77 Duke | 58 H |
| 85 Duquesne | 71 H |
| 78 Long Island Univ | 60 A |
| 79 North Carolina | 77 H |
| 67 Clemson | 57 H |
| 76 Richmond | 61 H |
| 59 Duke | 68 A |
| 64 Wake Forest | 56 H |
| 45 Virginia | 42 H |
| 54 Clemson | 52 ACC |
| 62 Virginia | 57 ACC |
| 64 North Carolina | 73 ACC |
| 67 St Joseph's | 55 NIT |
| 71 Syracuse | 65 NIT |
| 91 Jacksonville | 77 NIT |
| 100 Niagara | 69 NIT |

23-7 7-5 1972-73

| | |
|----------------------|----------|
| Maryland | |
| 127 Brown | 82 H |
| 82 Richmond | 50 A |
| 107 Canisius | 80 A |
| 99 Georgetown | 73 A |
| 88 George Washington | 79 H |
| 90 Georgia Tech | 55 H |
| 90 Syracuse | 76 H |
| 76 Kent State | 58 H |
| 79 Clemson | 75 A |
| 93 Virginia | 74 H |
| 85 N.C. State | 87 H |
| 76 Navy | 67 A |
| 105 Wake Forest | 76 H |
| 100 Long Island | 73 H |
| 94 North Carolina | 88 H |
| 78 N.C. State | 89 A |
| 81 Duke | 85 A |
| 83 Fordham | 72 A |
| 93 Buffalo | 64 H |
| 85 North Carolina | 95 A |
| 69 Clemson | 66 H |
| 81 Duquesne | 71 A |
| 96 Duke | 68 H |
| 60 Wake Forest | 62 A |
| 92 Virginia | 81 A |
| 77 Clemson | 61 ACC |
| 73 Wake Forest | 65 ACC |
| 74 N.C. State | 76 ACC |
| 91 Syracuse | 75 NCAA |
| 89 Providence | 103 NCAA |

23-5 9-3 1973-74

| | |
|----------------------|---------|
| Maryland | |
| 64 UCLA | 65 A |
| 106 Eastern Kentucky | 57 H |
| 115 Georgetown | 83 H |
| 78 San Francisco | 60 A |
| 53 Santa Clara | 32 A |
| 102 Holy Cross | 75 H |
| 58 Boston College | 37 H |
| 96 Richmond | 60 A |
| 89 Clemson | 60 H |
| 72 Wake Forest | 59 A |
| 74 N.C. State | 80 A |
| 112 Fordham | 73 H |
| 72 Navy | 50 A |
| 86 Canisius | 73 H |
| 73 North Carolina | 82 A |
| 80 N.C. State | 86 H |
| 104 Duke | 83 H |
| 88 Virginia | 81 A |
| 92 George Washington | 71 A |
| 91 North Carolina | 80 H |
| 56 Clemson | 54 A |
| 98 Duquesne | 72 H |
| 64 Duke | 61 A |
| 77 Wake Forest | 68 H |
| 110 Virginia | 75 H |
| 85 Duke | 66 ACC |
| 105 North Carolina | 85 ACC |
| 100 N.C. State | 103 ACC |

24-5 10-2 1974-75

| | |
|----------------------|---------|
| Maryland | |
| 106 Richmond | 81 H |
| 99 Wake Forest | 78 A |
| 99 Long Island | 84 H |
| 104 Georgetown | 71 A |
| 113 DePauw | 49 H |
| 81 George Washington | 67 A |
| 105 Georgia Tech | 67 H |
| 75 UCLA | 81 H |
| 96 Appalachian State | 50 H |
| 90 Notre Dame | 82 H |
| 83 Duke | 77 H |
| 89 Wake Forest | 73 H |
| 103 N.C. State | 85 H |
| 87 Navy | 73 A |
| 82 Clemson | 83 A |
| 66 North Carolina | 69 H |
| 98 N.C. State | 97 A |
| 86 Virginia | 79 H |
| 65 Fordham | 46 A |
| 104 Duke | 80 A |
| 96 North Carolina | 74 A |
| 70 Virginia | 51 A |
| 103 Duquesne | 82 A |
| 70 Clemson | 64 H |
| 104 East Tennessee | 87 H |
| 85 N.C. State | 87 ACC |
| 83 Creighton | 79 NCAA |
| 83 Notre Dame | 71 NCAA |
| 82 Louisville | 96 NCAA |

22-6 7-5 1975-76

| | |
|------------------------|--------|
| Maryland | |
| 127 East Carolina | 84 H |
| 99 DePauw | 42 H |
| 98 Richmond | 71 A |
| 122 Boston University | 82 H |
| 93 Georgia Tech | 65 H |
| 81 Fordham | 56 H |
| 70 UNC-Charlotte | 60 H |
| 104 Seton Hall | 69 H |
| 66 Princeton | 59 H |
| 111 Long Island | 88 H |
| 82 George Washington | 72 A |
| 93 Wake Forest | 96 A |
| 87 N.C. State | 69 A |
| 87 Navy | 69 A |
| 77 Clemson | 82 H |
| 93 North Carolina (ot) | 95 A |
| 102 N.C. State | 84 H |
| 69 Notre Dame | 63 A |
| 69 Virginia | 66 A |
| 102 Duke | 91 H |
| 98 North Carolina | 81 H |
| 98 Clemson | 89 A |
| 72 Georgetown | 63 A |
| 67 Duke | 69 A |
| 105 Wake Forest | 91 H |
| 81 Virginia | 73 H |
| 80 Duke (ot) | 78 ACC |
| 65 Virginia | 73 ACC |

19-8 7-5 1976-77

| | |
|----------------------|---------|
| Maryland | |
| 79 Notre Dame (ot) | 80 H |
| 86 Ball State | 70 H |
| 49 Long Island | 45 H |
| 58 Princeton | 45 H |
| 80 East Carolina | 69 H |
| 92 DePauw | 74 H |
| 76 Appalachian St. | 74 H |
| 106 Bucknell | 72 H |
| 84 Xavier | 74 H |
| 96 Syracuse | 85 H |
| 90 Richmond | 87 H |
| 85 Wake Forest (ot) | 86 H |
| 87 N.C. State | 80 H |
| 62 Navy | 54 NEU. |
| 71 Clemson | 93 A |
| 68 North Carolina | 71 H |
| 75 N.C. State | 73 A |
| 76 George Washington | 86 H |
| 82 Virginia | 67 H |
| 65 Duke (ot) | 64 A |
| 70 North Carolina | 97 A |
| 84 Clemson | 78 H |
| 88 Pittsburgh | 75 H |
| 85 Duke | 72 H |
| 81 Wake Forest | 80 A |
| 68 Virginia | 77 A |
| 72 N.C. State | 82 ACC |

15-13 3-9 1977-78

| | |
|-----------------------|---------|
| Maryland | |
| 95 Bucknell | 62 H |
| 78 American | 65 N |
| 91 Georgetown | 87 N |
| 89 Penn State | 80 N |
| 130 East Carolina | 106 H |
| 90 George Washington | 101 A |
| 94 Long Island | 64 H |
| 99 Army | 77 H |
| 91 Western Kentucky | 78 H |
| 65 Georgia Tech | 63 H |
| 78 Duke | 88 H |
| 75 Wake Forest | 84 A |
| 82 N.C. State | 88 A |
| 74 Air Force | 73 H |
| 90 Clemson | 75 H |
| 71 North Carolina | 85 A |
| 73 N.C. State | 80 H |
| 54 Notre Dame | 69 A |
| 64 Virginia | 66 A |
| 81 Nevada/Las Vegas | 68 H |
| 64 North Carolina | 66 H |
| 80 Clemson | 75 A |
| 86 Pittsburgh (ot) | 89 A |
| 70 Duke | 81 A |
| 91 Wake Forest | 89 H |
| 70 Virginia | 79 H |
| 109 N.C. State (3 ot) | 108 ACC |
| 69 Duke | 81 ACC |

19-11 6-6 1978-79

| | | |
|------------------------|-----|-----|
| Maryland | | |
| 107 Bucknell | 97 | H |
| 65 Georgetown | 68 | N |
| 81 Air Force | 68 | A |
| 88 Nevada/Las Vegas | 94 | A |
| 69 Penn State | 61 | N |
| 86 Bascayne | 60 | H |
| 82 East Carolina | 71 | H |
| 124 N.C. State | 110 | H |
| 129 Canisius | 103 | H |
| 62 St. Joseph's (ot) | 56 | H |
| 83 Southern California | 79 | H |
| 84 George Washington | 72 | H |
| 60 Wake Forest | 66 | H |
| 82 N.C. State (2 ot) | 81 | A |
| 84 Louisville | 99 | H |
| 77 Clemson | 63 | A |
| 53 North Carolina | 54 | H |
| 82 Navy | 62 | H |
| 66 Notre Dame | 65 | H |
| 63 Virginia | 69 | H |
| 78 Duke | 87 | A |
| 67 North Carolina | 76 | A |
| 77 Clemson | 69 | H |
| 70 Duke | 68 | H |
| 54 Wake Forest | 53 | A |
| 72 Virginia | 75 | A |
| 75 Clemson | 67 | ACC |
| 79 North Carolina | 102 | ACC |
| 67 Rhode Island (3 ot) | 65 | NIT |
| 72 Ohio State | 79 | NIT |

24-7 11-3 1979-80

| | | |
|----------------------|----|------|
| Maryland | | |
| 82 U.M.E.S. | 58 | H |
| 56 Penn State | 55 | N |
| 71 Georgetown | 83 | N |
| 72 Brown | 59 | H |
| 113 Catholic | 79 | H |
| 70 Georgia Tech | 60 | H |
| 95 Bucknell | 73 | H |
| 115 Miami (Ohio) | 76 | H |
| 85 Temple | 73 | A |
| 83 Georgia Tech | 76 | A |
| 84 Wake Forest | 67 | A |
| 62 N.C. State | 76 | A |
| 95 Pittsburgh | 88 | H |
| 84 Clemson | 83 | H |
| 92 North Carolina | 86 | A |
| 66 N.C. State | 62 | H |
| 63 Notre Dame | 64 | A |
| 63 Virginia | 61 | A |
| 101 Duke | 82 | H |
| 70 North Carolina | 69 | H |
| 81 Clemson | 90 | A |
| 99 Boston | 76 | H |
| 85 East Carolina | 72 | H |
| 61 Duke | 66 | A |
| 83 Wake Forest | 77 | H |
| 82 Virginia | 71 | H |
| 52 Georgia Tech (ot) | 49 | ACC |
| 91 Clemson | 85 | ACC |
| 72 Duke | 73 | ACC |
| 86 Tennessee | 75 | NCAA |
| 68 Georgetown | 74 | NCAA |

21-10 8-6 1980-81

| | | |
|-------------------------|----|---|
| Maryland | | |
| 86 Navy | 64 | H |
| 95 American | 65 | H |
| 96 Wagner | 73 | A |
| 83 Syracuse | 73 | A |
| 109 Fairleigh Dickinson | 83 | H |
| 67 Louisville | 78 | A |
| 82 N.C. State (ot) | 75 | H |
| 66 Georgia Tech | 55 | A |
| 114 Marshall | 89 | H |
| 74 St. Joseph's | 57 | H |
| 69 William & Mary | 64 | H |
| 66 North Carolina | 75 | A |
| 94 Duke | 79 | H |
| 64 Virginia | 66 | H |

| | | |
|---------------------|----|------|
| 68 Clemson (ot) | 62 | A |
| 81 U.M.E.S. | 65 | H |
| 70 Notre Dame | 73 | H |
| 69 Pittsburgh (ot) | 66 | A |
| 72 Georgia Tech | 64 | H |
| 60 Wake Forest | 67 | A |
| 54 Duke | 55 | A |
| 72 Clemson | 70 | H |
| 63 North Carolina | 76 | H |
| 94 Wake Forest | 80 | H |
| 76 N.C. State | 72 | A |
| 63 Virginia | 74 | A |
| 56 Duke | 53 | ACC |
| 85 Virginia | 62 | ACC |
| 60 North Carolina | 61 | ACC |
| 81 Tenn Chattanooga | 69 | NCAA |
| 64 Indiana | 99 | NCAA |

16-13 5-9 1981-82

| | | |
|------------------------|----|-----|
| Maryland | | |
| 49 St. Peter's | 42 | H |
| 82 Lafayette | 58 | H |
| 87 Long Island | 79 | H |
| 74 George Mason | 62 | H |
| 76 Md. (Eastern Shore) | 64 | H |
| 75 Towson State | 59 | H |
| 53 N.C. State | 74 | A |
| 90 Ohio University | 64 | H |
| 43 Georgia Tech | 45 | H |
| 57 UCLA | 90 | A |
| 50 North Carolina | 66 | A |
| 40 Duke | 36 | A |
| 40 Virginia (ot) | 45 | A |
| 62 Clemson | 57 | H |
| 91 Canisius | 73 | H |
| 51 Notre Dame | 55 | A |
| 50 William & Mary | 43 | A |
| 63 Georgia Tech | 64 | A |
| 61 Wake Forest | 56 | H |
| 77 Duke | 60 | H |
| 94 Hofstra | 59 | H |
| 56 North Carolina | 59 | A |
| 66 Clemson | 75 | A |
| 42 Wake Forest | 48 | A |
| 38 N.C. State | 52 | H |
| 47 Virginia (ot) | 46 | H |
| 28 N.C. State | 40 | ACC |
| 66 Richmond (NIT) | 50 | A |
| 69 Georgia (NIT) | 83 | A |

20-10 8-6 1982-83

| | | |
|------------------------|----|------|
| Maryland | | |
| 79 Penn State | 97 | N |
| 91 Md. (Eastern Shore) | 70 | H |
| 67 Canisius | 66 | A |
| 56 St. Joseph's | 64 | H |
| 85 Duquesne | 64 | H |
| 66 Towson | 56 | H |
| 80 UCLA (2 ot) | 79 | H |
| 73 American | 71 | H |
| 56 William & Mary | 51 | H |
| 64 Virginia | 83 | H |
| 71 North Carolina | 72 | A |
| 67 Duke | 86 | H |
| 80 Clemson | 61 | A |
| 68 Notre Dame | 67 | H |
| 55 Holy Cross | 53 | A |
| 86 N.C. State | 81 | H |
| 98 Navy | 73 | H |
| 87 Old Dominion | 67 | H |
| 77 Georgia Tech | 68 | H |
| 66 Wake Forest | 79 | A |
| 106 North Carolina | 94 | H |
| 92 Clemson | 88 | H |
| 101 Duke | 90 | A |
| 60 Georgia Tech | 70 | A |
| 83 Wake Forest | 75 | H |
| 67 N.C. State | 58 | A |
| 81 Virginia | 83 | A |
| 58 Georgia Tech (ot) | 64 | ACC |
| 52 Tenn Chattanooga | 51 | NCAA |
| 50 Houston | 60 | NCAA |

**24-8 9-5 1983-84
ACC CHAMPIONS**

| | | |
|-------------------|----|------|
| Maryland | | |
| 108 Johns Hopkins | 65 | H |
| 68 Ohio State | 72 | N |
| 77 Canisius | 55 | H |
| 67 Penn State | 58 | N |
| 78 Duquesne | 67 | A |
| 104 U.M.E.S. | 69 | H |
| 89 Boston College | 76 | H |
| 58 Randolph Macon | 52 | H |
| LaSalle | 83 | H |
| 59 N.C. State | 55 | A |
| 58 William & Mary | 44 | H |
| 62 North Carolina | 74 | H |
| 81 Duke | 75 | A |
| 85 Clemson | 72 | H |
| 69 Old Dominion | 58 | A |
| 47 Notre Dame | 52 | A |
| 67 Virginia | 66 | A |
| 70 Georgia Tech | 71 | A |
| 87 Wake Forest | 90 | A |
| 84 Duke | 89 | H |
| 61 Dayton | 59 | H |
| 66 Clemson | 65 | A |
| 63 North Carolina | 78 | A |
| 79 Georgia Tech | 74 | H |
| 90 Wake Forest | 79 | H |
| 63 N.C. State | 50 | H |
| 74 Virginia | 65 | H |
| 69 N.C. State | 63 | ACC |
| 66 Wake Forest | 64 | ACC |
| 74 Duke | 62 | ACC |
| 102 West Virginia | 77 | NCAA |
| 70 Illinois | 72 | NCAA |

25-12 8-6 1984-85

| | | |
|--------------------|----|------|
| Maryland | | |
| 56 Kansas | 58 | N |
| 54 Alaska | 52 | A |
| 72 Tennessee | 49 | N |
| 56 West Virginia | 47 | H |
| 95 Cleveland State | 84 | H |
| 59 Alabama | 56 | A |
| 76 Ohio State | 73 | H |
| 87 U.M.E.S. | 48 | H |
| 88 Loyola | 74 | A |
| 78 Iowa (ot) | 68 | N |
| 79 Hawaii | 71 | A |
| 69 Georgia Tech | 70 | N |
| 58 N.C. State | 56 | H |
| 63 Dayton | 67 | A |
| 74 North Carolina | 75 | A |
| 78 Duke (ot) | 76 | H |
| 94 Clemson | 84 | H |
| 76 UNLV | 78 | A |
| 99 Holy Cross | 75 | H |
| 77 Notre Dame | 65 | H |
| 77 Villanova | 74 | H |
| 71 Virginia | 58 | H |
| 60 Georgia Tech | 72 | H |
| 87 Old Dominion | 75 | H |
| 64 Wake Forest | 62 | A |
| 62 Duke | 70 | A |
| 54 North Carolina | 60 | H |
| 64 Clemson | 71 | A |
| 43 Georgia Tech | 48 | A |
| 91 Towson State | 38 | H |
| 69 Wake Forest | 66 | H |
| 71 N.C. State | 70 | A |
| 60 Virginia | 55 | A |
| 73 Duke | 86 | ACC |
| 69 Miami (OH) (ot) | 68 | NCAA |
| 64 Navy | 59 | NCAA |
| 43 Villanova | 46 | NCAA |

19-14 6-8 1985-86

| | | |
|-------------------|----|------|
| Maryland | | |
| 81 Northeastern | 72 | H |
| 84 George Mason | 80 | A |
| 66 Ohio State | 78 | A |
| 74 F. Dickinson | 51 | H |
| 77 Wm. & Mary | 48 | H |
| 63 UNLV | 64 | H |
| 42 West Virginia | 41 | A |
| 91 Towson State | 58 | H |
| 60 Alabama | 58 | H |
| 67 Stanford | 65 | N |
| 92 Hawaii Pacific | 85 | A |
| 75 Duke | 81 | H |
| 74 Rand Macon | 50 | H |
| 67 Georgia Tech | 68 | A |
| 67 N. Carolina | 71 | H |
| 49 Virginia | 70 | A |
| 55 N.C. State | 67 | H |
| 68 Duke | 80 | A |
| 77 Wake Forest | 55 | H |
| 62 Villanova | 64 | A |
| 62 Notre Dame | 69 | A |
| 78 Clemson | 69 | H |
| 67 N.C. State | 66 | A |
| 60 Clemson | 70 | A |
| 91 UMES | 40 | H |
| 77 N. Carolina | 72 | A |
| 70 Georgia Tech | 77 | H |
| 59 Wake Forest | 48 | A |
| 87 Virginia | 72 | H |
| 85 N. Carolina | 75 | ACC |
| 62 Georgia Tech | 64 | ACC |
| 69 Pepperdine | 64 | NCAA |
| 64 UNLV | 70 | NCAA |



BOB WADE

1 Season: 1986-87
Record: 9-17
Conference: 0-14

9-17 0-14 1986-87

| | | |
|------------------------|----|-----|
| Maryland | | |
| 76 Winthrop | 58 | H |
| 70 Fairleigh Dickinson | 59 | H |
| 50 Notre Dame | 63 | H |
| 47 NC State | 69 | A |
| 79 Towson State | 71 | H |
| 65 North Carolina | 98 | A |
| 64 Virginia | 71 | H |
| 61 Duke | 85 | H |
| 64 Clemson | 72 | A |
| 77 Bucknell | 68 | H |
| 65 West Virginia | 62 | H |
| 73 Old Dominion | 87 | A |
| 90 James Madison | 76 | A |
| 72 Georgia Tech | 76 | A |
| 58 Wake Forest | 69 | A |
| 79 Clemson | 80 | H |
| 67 Duke | 76 | A |
| 74 Georgia Tech | 78 | H |
| 86 North Carolina | 93 | H |
| 75 Central Florida | 55 | H |
| 78 UMBC | 64 | H |
| 68 Wake Forest | 75 | H |
| 72 NC State | 85 | H |
| 117 UMES | 51 | H |
| 77 Virginia | 82 | A |
| 63 North Carolina | 82 | ACC |

Cole Field House Records

- Team Scoring:** 141 by Maryland Freshmen vs Kings College Dec. 13, 1969
- Field Goals:** 62 by Maryland Freshmen vs Kings College 1961
- Individual Scoring:** 48 by Tom Baxley vs Virginia Freshmen, 1961
- 48 by Tom Baxley vs Bainbridge Prep, 1961
- 48 by Tom McMillen vs Georgetown Freshmen, 1971
- Field Goals:** 21 by Tom McMillen vs Georgetown Freshmen, 1971
- Rebounds:** 31 by Tom McMillen vs West Virginia Freshmen, 1971

ALL-TIME LETTERMEN

A

Acito, Joseph, 1944
 Adams, Donald, 1926-27-28
 Adkins, Jeff, 1982-83-84-85
 Allen, John, 1929
 Allen, Benjamin, 1936-37
 Andorka, William, 1935
 Armsworthy, Frank, 1949-50
 Auslander, Brian, 1969, 1971
 Avery, John, 1966-67-68

B

Baitz, Edward, 1942-43
 Baker, Harmon, 1925
 Balachow, David, 1945
 Baldwin, Taylor, 1979-80-81-82
 Barton, Joseph, 1962
 Baumann, Joseph, 1946
 Baxter, Jeff, 1983-84-85-86
 Beamer, Francis, 1938-39
 Beatty, William, 1924-25-26
 Bechtle, Gerald, 1958-59-60
 Behr, Samuel, 1945
 Berger, Louis, 1930-31-32
 Bengoechea, Adam, 1938-39-40
 Berlin, H. S., 1918-19
 Bias, Leonard, 1983-84-85-86
 Bilney, John, 1977-78-79-80
 Blank, Charles, 1970-71-72
 Blumberg, Norman, 1960-61
 Bodel, Robert, 1971-72-73
 Boland, Samuel, N/A
 Bosley, Robert, 1945
 Boston, Lawrence, 1976-77-78
 Bowie, William, 1936-37
 Boyd, Arthur, 1925-26-27
 Boyle, John, 1975-76
 Branch, Adrian, 1982-83-84-85
 Brawley, C. Lee, 1949-50-51-52
 Brayton, Neil, 1964-65-66
 Brenner, John, 1942
 Brooks, Ronald, 1952-53-54
 Brown, Darrell, 1971-72-73
 Brown, Owen, 1973-74-75
 Brown, William, 1946-47-48
 Bryant, Bernard, 1935
 Bryant, William, 1936-37
 Bryant, William, 1977-78
 Buckley, John, 1945
 Bunge, Al, 1958-59-60
 Burch, Samuel, 1943
 Burger, Joseph, 1924-25
 Buscher, Alton, 1932-33-34
 Buscher, Bernard, 1934-35-36
 Butler, Jay, 1953

C

Campbell, William, 1945
 Cardwell, Lee, 1925-26
 Carlson, Philip, 1963-64-65
 Carpenter, Conrad, 1962-63
 Carter, Harold, 1934
 Cartwright, Mark, 1972
 Chalmers, George, 1930-31-32
 Chalmers, Steve, 1945
 Chase, Spencer, 1932-33-34
 Clark, Jackie, 1964-65-66
 Cohen, Morris, 1932
 Cole, Kenneth, 1913-14
 Coleman, Ben, 1983-84
 Collins, James, 1938
 Connelly, Thomas, 1951
 Crawford, Mark, 1977
 Crescence, Edward, 1948
 Crosthwait, Samuel, 1927
 Cutler, Robert, 1958

D

Daly, Edward, 1935
 Danko, Eugene, 1958-59
 Davis, Brad, 1975-76-77
 Davis, Michael, 1977-78
 Davis, Nick, 1956-57-58
 Day, S. E., 1913
 Dean, Thurston, 1927-28-29
 Darstyn, R. S., 1914
 DeCosmo, Michael, 1964-65
 DeWitt, George, 1939-40
 Dickerson, David, 1986-87
 Diffe, Granville, 1950
 Dilworth, Robert, 1953-54-55
 Drescher, Richard, 1967-68
 Driesell, Charles, 1982-83-84-85
 Dunlap, Howard, 1956
 DuVall, Mearle, 1940, 1942
 Dyer, Harold, 1934

E

Edwards, John, 1946-47-48-49
 Eicher, Robert, 1961-62-63
 Eisman, John, 1918-19
 Elmore, Leonard, 1972-73-74
 Englebert, Erwin, 1944
 Ensor, Lionel, 1924-25-26
 Evans, Warren, 1933
 Evans, William, 1928-29-30
 Everett, Robert, 1953-54-55

F

Faber, John, 1924-25-26-27
 Farmer, Edward, 1983
 Farrell, Shawn, 1978
 Fellows, Frank, 1951, 1953
 Fennell, F. O., 1944
 Ferguson, Scott, 1962-63-64
 Fetters, Robert, 1941-42
 Fern, Gustav, 1957
 Flowers, Jay, 1970
 Flynn, John, 1944-45
 Forthright, Mark, 1980, 82-83-84
 Franklin, James, 1964-65-66
 Franklin, William, 1965-66
 Fuqua, Frank, 1955

G

Garrett, Ashton, 1941
 Gatlin, Keith, 1984-85-86
 Gaylor, Robert, 1929-30
 Gibson, Lawrence, 1976-77-78-79
 Gilbert, H. D., 1919
 Gilmore, Jack, 1941
 Gleasner, John, 1946
 Gordley, Larry, 1972
 Graham, Ernest, 1978-79-80-81
 Greco, Ralph, 1952-53-54
 Greenspan, Gerald, 1961-62-63
 Gregg, David, 1986
 Groves, John, 1924
 Guckeyson, Bill, 1935, 1937

H

Hanh, William, 1973-74-75
 Hall, Irving, 1924
 Halleck, James, 1957-58-59
 Hammerlund, Robert, 1937
 Hankin, Robert, 1950
 Hardiman, Robert, 1955-56-57
 Harrington, Joseph, 1965-66-67
 Hart, Robert, 1978-79
 Hathaway, Jeff, 1978-79
 Headley, Coleman, 1938
 Heagy, Al, 1928-29-30
 Heatley, Jack, 1945
 Heil, George, 1940
 Heise, John, 1946-47
 Henderson, David, 1977, 1979-80
 Hess, Harry, 1930-31
 Hetzler, Fred, 1928-29-30
 Hetzler, Will, 1968-69-70
 Hilden, Charles, 1944
 Hsieh, John, 1932
 Hoeffcker, Thomas, 1945
 Holbert, Peter, 1981-82-83-84
 Hood, Steve, 1987
 Horn, Hechert, 1942
 Horn, Rod, 1968-69-70
 Housley, Samuel, N/A
 Howard, Maurice, 1973-74-75-76
 Hughes, Harry, 1946
 Huntemann, Charles, 1913-14
 Hunter, Jo Jo, 1977-78

J

Jackson, William, 1951
 Jackson, Reggie, 1979-80-81-82
 Jaeck, Paul, 1945
 James, Robert, 1942-43
 Jarmoska, George, 1941
 Jelus, Paul, 1960-61-62
 Johnson, Edward, 1937-38-39
 Johnson, James, 1951-52
 Johnson, John, 1986-87
 Johnson, Julius, 1967-68-69
 Jones, Thomas, 1985-86
 Jones, William, 1966-67-68

K

Kann, R. S., 1918
 Kaplan, Zev, 1955
 Karver, Mark, 1987
 Kassel, Steve, 1979
 Kasoff, Mitch, 1987
 Kebeck, Steve, 1970-71
 Keene, Robert, 1946
 Keller, Charles, 1935-36-37

Kelleher, Bruce, 1960-61-62
 Kessler, Robert, 1954-55-56
 King, Albert, 1978-79-80-81
 Kinsman, James, 1943
 Knepley, George, 1937-38-39
 Knepley, Robert, 1942
 Knodie, Robert, 1919
 Koffenberger, 1950-51-52
 Krukar, Paul, 1958-59-60

L

Ladd, Robert, 1957
 Lake, William, 1946
 Lann, Alvin, 1948, 1950
 Leuci, Victor, 1954
 Levin, Julius, 1933
 Levin, Morris, 1952-53
 Levine, Frank, 1933
 Lewis, Derrick, 1985-86-87
 Lewis, Robert, 1964
 Lmkous, Fred, 1926-27-28
 Long, Terry, 1984-85-86
 Lucas, John, 1973-74-75-76
 Luney, William, N/A

M

MacDonald, Jan, 1968
 Mack, Charles, 1949-50
 Madigan, George, 1928-29-30
 Magid, Brian, 1976-77
 Manis, George, 1951-52-53
 Manning, Greg, 1978-79-80-81
 Marshall, Alfred, N/A
 Marshall, Ted, 1960-61-62
 Massenburt, Tony, 1986
 May, Charles, 1930-31-32
 Mays, H. W., 1911
 McCarthy, John, 1936-37-38
 McCoy, Teyon, 1987
 McCudy, Bruce, 1949
 McDonald, Robert, 1959, 1961
 McDonald, Leib, 1941
 McGinnis, Wayne, 1957
 McHale, Richard, 1971
 McMillen, James, 1965-66-67
 McMillen, Thomas, 1972-73-74
 McNeil, Charles, 1958-59
 McWilliams, Samuel, 1963-64
 Merna, James, 1956
 Michelson, Sheldon, 1967-68
 Miller, Thomas, 1966
 Milroy, Thomas, 1968-69-70
 Mobus, Paul, 1936-37
 Mondorf, Pershing, 1939-40
 Mont, Thomas, 1942-43, 1947
 Moore, Dwight, 1953
 Moore, Perry, 1956-57-58
 Moran, Donald, 1951-52-53
 Morgan, J. A., 1918
 Morley, Greg, 1979-80-81-82
 Morris, Alan, 1972-73
 Morris, John, 1932
 Morris, William, 1913-14
 Mueller, Richard, 1964
 Muiltz, Milton, 1937-38, 1940
 Murphy, William, 1957-58-59
 Murray, Robert, 1948, 1950

N

Nacincik, John, 1956-57-58
 Nakanua, Jeff, 1973
 Nared, Greg, 1986-87
 Neal, John, 1971-72
 Nevin, Phil, 1987
 Newsome, John, 1975-76
 Nofsinger, Michael, 1960-61-62
 Norris, John, 1930-31-32
 Nuttle, Byron, 1943

O

O'Brien, James, 1971-72-73
 O'Brien, Robert, 1955-56-57
 Ochsenreiter, Eugene, 1939-40-41

P

Palmer, Bryan, 1983, 1985
 Parker, Alvin, 1924
 Patton, Chris, 1975-76
 Pavlos, John, 1975-76-77
 Peck, Malvin, 1944, 1947
 Peebles, Irving, 1924
 Pnocco, Peter, 1946
 Pittman, Charles, 1981-82
 Pitzer, John, 1930-31
 Poling, William, 1946
 Porac, Richard, 1972-73-74
 Prins, Curtis, 1957

R

Radice, Julius, 1928-29-30
 Raedy, Michael, 1919
 Rea, William, 1938-39-40
 Reyes, Andre, 1987
 Rivers, Steve, 1981-82-83
 Robinson, Jonathan, 1980-81
 Ronkin, Edward, 1930-31-32
 Rooney, Patrick, 1930
 Roy, Thomas, 1973-74-75

S

Sandbower, John, 1954-55-56
 Sanders, Harvey, 1970
 Schaufler, Charles, 1955-56
 Scheele, Thomas, 1935
 Schmidt, Francis, 1933
 Schroeder, David, 1961
 Schuehler, Donald, 1942-43, 1947
 Schultz, Logan, 1938
 Shaffer, Richard, 1939
 Shanahan, Gerry, 1960
 Sheppard, Steve, 1975-76-77
 Shrader, Eric, 1977-78-79
 Shue, Gene, 1952-53-54
 Shumate, John, 1947
 Siegrist, Ronald, 1948-49
 Simms, Harvey, 1939
 Smallwood, Lawrence, 1928-29
 Smith, Bernard, 1948-49-50
 Snyder, Robert, 1933-34
 Sothoron, Norwood, 1934-35
 Stasiulatis, William, 1961-62-63
 Steiner, Carlton, 1942
 Steinman, Edward, 1964
 Stevens, James, 1918
 Stevens, Myron, 1925-26-27
 Steiber, Fred, 1933
 Still, James, 1970-71
 Stobaugh, Richard, 1969
 Stone, Junior, 1918-19
 Strachan, John, 1951
 Suder, George, 1964
 Suit, Jack, 1941
 Sullivan, William, 1969
 Supplee, William, 1924-25-26
 Sweeney, Daniel, 1963

T

Taylor, Richard, 1949
 Thomas, Fred, 1936-37
 Thurston, Robert, 1955
 Tillman, James, 1976-77
 Travis, Ernest, 1942-43
 Trimble, Japeth, 1972, 1974
 Troxell, Walter, 1924-25-26
 Truax, Terry, 1967-68
 Tull, J. J., 1914
 Turyn, Victor, 1946-47
 Tuschak, Richard, 1944

U

Ulman, Bernard, 1941

V

Vannais, Leon, 1940
 Veal, Herman, 1981-82-83-84
 Vincent, J. M., 1914
 Vincent, Rufus, 1932-33-34

W

Walker, George, 1933
 Waller, Edward, 1947
 Ward, Gary, 1964-65-66
 Waters, Albert, 1925-36-37
 Weber, George, 1933
 Webster, David, 1954-55
 Weidinger, Charles, 1940
 Weinsgarten, Julian, 1957-58
 Wharton, James, 1941
 Wheeler, Waverly, 1936-37-38
 White, Joseph, 1942
 White, Howard, 1971-72-73
 Wiles, F. Michael, 1969-70
 Wiles, Peter, 1960
 Williams, Charles, 1979-80-81
 Williams, Gary, 1965-66-67
 Wilson, Robert, 1931-32
 Wilson, Robert, 1960-61
 Wilson, Len, 1913
 Winnemore, Augustine, 1929
 Wise, Richmond, 1964-65-66
 Woodward, Arthur, 1940-41
 Worthington, Charles, 1969
 Wright, Spencer, 1948-49

Y

Yates, Barry, 1971
 Yordy, Robert, 1945, 1949
 Young, Thomas, 1953-54, 1958
 Yowell, Roy, 1934

Z

Zalesak, Emanuel, 1924
 Zimmerman, James, 1935

THE ATHLETIC DEPARTMENT



Athletic Department

Mailing Address: Box 295
College Park, Maryland
20740-0295

Telephone: (301) 454-4705

ADMINISTRATION

| | OFFICE | HOME |
|----------------------------------------------|----------|----------|
| Athletic Director—Lew Perkins | 454-4705 | |
| Associate AD—Kevin Weiberg | 454-4705 | 441-2541 |
| Assistant AD—Dr. Gerald S. Gurney | 454-2485 | |
| Assistant AD—Jeff Hathaway | 454-2641 | 441-3456 |
| Assistant AD—Gothard Lane | 454-5854 | 535-0852 |
| Assistant AD—Robert Stumpff | 454-6562 | 725-1533 |
| Faculty Chairperson—Dr. Betty F. Smith | 454-5150 | |
| Ticket Manager—Neal Eskin | 454-2121 | |
| Ed. Foundation—Col. Tom Fields | 454-4562 | 277-5594 |
| C. "Lefty" Driesell | 454-1504 | 622-3594 |
| M Club—Jack Flynn | 454-5158 | 656-6721 |
| Director of Golf—William "Spider" Fry | 454-2131 | 434-3784 |

COACHES — MEN

| | | |
|------------------------------------|----------------|----------|
| Baseball—Jack Jackson | 454-4041 | 577-6464 |
| Basketball—Bob Wade | 454-2126 (301) | 655-9564 |
| Cross Country—Charles Torpey | 454-4816 | 498-3816 |
| Football—Joe Krivak | 454-2125 | 262-1490 |
| Golf—Fred Funk | 454-2131 | 935-5064 |
| Lacrosse—Dick Edell | 454-4328 | 442-5585 |
| Soccer—Alden Shattuck | 454-6907 | 740-2392 |
| Swimming—Richard Curl | 454-2756 | 670-0033 |
| Tennis—Robert Goeltz | 454-4136 | 670-0952 |
| Track—Charles Torpey | 454-4816 | 498-3816 |
| Wrestling—John McHugh | 454-2652 | 530-1553 |

COACHES — WOMEN

| | | |
|------------------------------------|----------|----------|
| Basketball—Chris Weller | 454-5939 | |
| Cross Country—Charles Torpey | 454-4816 | 498-3826 |
| Field Hockey—Dr. Sue Tyler | 454-5970 | 794-9491 |
| Gymnastics—Bob Nelligan | 454-7422 | 982-9253 |
| Lacrosse—Dr. Sue Tyler | 454-5970 | 794-9491 |
| Soccer—Hans Orthner | 858-0626 | |
| Swimming—Richard Curl | 454-2756 | 670-0033 |
| Tennis—Robert Goeltz | 454-4136 | 670-0952 |
| Track—Charles Torpey | 454-4816 | 498-3816 |
| Volleyball—Barbara Drum | 454-3090 | 345-8710 |

STAFF

| | | |
|-----------------------------------------|----------|----------|
| Trainer—John J. Bush | 454-4819 | 699-0039 |
| Assistant Trainers—Frank Grimaldi | 454-4819 | 577-1054 |
| Bill Saylor | 454-2126 | |
| Jim Weir | 454-4819 | 935-5233 |
| Sandy Worth | 454-7418 | 345-4821 |
| Equipment Manager—Ron Fulton | 454-2127 | |
| Asst. Equip. Manager—Todd Goodman | 454-2127 | |
| Stadium Grounds—"Bunk" Carter | 454-2825 | 725-4573 |
| Strength & Cond.—Frank Costello | 454-6685 | 464-0498 |

SPORTS INFORMATION OFFICE

| | | |
|--------------------------------|----------|----------|
| Director—Jack Zane | 454-2123 | 322-3265 |
| Assistant—Joe F. Blair | 454-2123 | 589-6883 |
| Assistant—Debbie Russell | 454-2123 | |
| Secretary—Dee Stough | 454-2123 | |

Dr. Betty F. Smith/Chairperson, Athletic Council Faculty Representative for Athletic Department



Dr. Smith was appointed as Chairperson of the Athletic Council by Chancellor John Slaughter on June 1, 1985, succeeding Dr. Charles A. Taff, who had held the position since 1978. Slaughter's appointment made Dr. Smith the first female to hold such a position in the Atlantic Coast Conference.

Dr. Smith came to Maryland in August, 1970, as Professor and Chairman of the Department of Textiles and Consumer Economics, a position she holds today. Prior to joining the Maryland staff, she served as a member of the faculty of Cornell University.

A native of Arkansas, Dr. Smith obtained her B.S. degree at the University of Arkansas in 1951. Six years later she received an M.S. degree from Tennessee, and was awarded her Ph.D. in Textiles from Minnesota. Dr. Smith earned a second Ph.D. in Biochemistry at Minnesota in 1965.

In 1971, Dr. Smith was elected a fellow of the Textile Institute. She belongs to many professional societies, including the American Chemical Society, Sigma Xi, the Fiber Society, and the American Economics Association. With approximately 70 publications and papers from research in Textiles to her credit, Dr. Smith is also the co-author of the book *Introduction to Textiles* (Smith and I. Block), published by Prentice-Hall in 1982. In 1984, Dr. Smith was named a distinguished Alumna of Southern University. Since coming to Maryland, she has served on many departments and College and University committees.

When having time to relax from her heavy load of academic responsibilities, Dr. Smith is an avid golfer.

Kevin Weiberg (Kansas State '78) Associate Athletic Director



When Lew Perkins was named the Director of Athletics at Maryland, his first and foremost thoughts turned to choosing an Associate Athletic Director to assist him with the all-important responsibilities of establishing the proper priorities of setting up the many right ways to get started on his tasks involved in taking over a new Athletic Department program.

He didn't have to search hard or long. His choice was in another office, just down the hallway, that of Kevin Weiberg. At Maryland, he will handle the day-to-day administration of the athletic department, just as he did at Wichita State. He served as Perkins' assistant athletic director, 1983-85, then was promoted to associate athletic director in January, 1986, a position he held until his decision to join the Maryland administrative staff.

Among his major responsibilities at Wichita State was directing the Shocker Athletic Scholarship Organization, (SASO), a \$1 million annual support program for the Shocker athletics.

Weiberg, 31, also was responsible for developing the overall marketing plan for the athletic department; supervising the ticket office and sports information operations; developing fund-raising efforts related to facility improvements and new athletics facility construction; scheduling contests in football and men's and women's basketball; negotiating radio and television contracts; developing athletic department annual budgets, particularly related to revenue projections; and monitoring daily department revenue expenditure reports.

He went to Wichita State in 1980 as sports information director, a position he held for three years before assuming the title of assistant director under Athletic Director Lew Perkins. Weiberg worked as sports information director at Wayne State College in Nebraska for a year prior to joining the staff at Wichita State.

A native of Anthony, Kan., Weiberg earned his degree in education from Kansas State University in 1978 and received his master's degree in athletic administration from Western Illinois University in 1979.

Weiberg and his wife, Susan, have a daughter, Erika.

**Dr. Gerald S. Gurney (The Ohio State University '73)
Assistant Athletic Director**



Dr. Gerald S. Gurney serves as Assistant Athletic Director for the department's Academic Support Unit and holds additional departmental compliance office duties.

As the director of academic support, Dr. Gurney is in charge of developing a nationally recognized comprehensive and academic support system to assist

Terrapin student-athletes with their degree plans. He provides leadership and administrative direction to the unit's outstanding academic counselors and support staff. Gurney also is the athletic department's primary academic liaison with the Maryland faculty, staff and administrators.

Dr. Gurney joined the Maryland staff in September, 1987, after eight years tenure at Southern Methodist University and Iowa State University where he headed some of the most successful athletic academic support programs in the country. His credentials include a Ph.D. from Iowa State University, 1980, in higher education administration. He received an M.A. in counseling and student personnel work and a B.S. in English education, both from The Ohio State University.

Other professional experiences include being an academic adviser and personal counselor at Grinnell College and working for two years at the Iowa State counseling service. His writings have been published in several professional journals on the subjects of vocational psychology and the student-athlete. Dr. Gurney has also served as the editor of the Academic Athletic Journal.

A native of Cleveland, Ohio, Gurney was a two sport standout at Cleveland Heights High School. He played football and wrestled at Heidelberg College (Ohio) before transferring to Ohio State. With that athletic background, Dr. Gurney understands the time demands and pressures on student-athletes.

Dr. Gurney said, "The Maryland program of academic support is not only concerned with the student-athletes' eligibility, but their progress toward obtaining a college degree. The University of Maryland has the firm commitment to offer their student-athletes every opportunity to become successful graduates. The University backs this commitment with programs to improve the learning skills of student-athletes and offer them every opportunity for an education to last a lifetime."

Dr. Gurney and his wife, Debra, have a daughter, Rachel, age 3.

**Jeff Hathaway (Maryland '81)
Assistant Athletic Director**



Jeff Hathaway assumed the duties of assistant athletic director in 1986, replacing Frank Gray, who retired after serving in many capacities at Maryland since 1943.

Hathaway had previously served as business manager. After graduating from Maryland, he went directly to the Chicago White Sox, where he served as director of community relations. While with the White Sox, Hathaway arranged all public appearances and speaking engagements for players in 1981 and 1982. He came to Maryland as an undergraduate from DeMatha High, where he served as basketball manager and assistant trainer for coach Morgan Wooten. Hathaway also acted as student trainer for two years with the Maryland basketball team, and for two years with the football team.

Hathaway did his public relations internship with the Washington Redskins during their 1980 training camp, under the tutelage of current assistant sports information director Joe Blair. He received his B.S. in Athletic Administration through the Individual Studies program. Hathaway is a certified emergency medical technician.

**Thomas M. Fields (Maryland '42)
Executive Director Educational Foundation**



Col. Tom Fields has served as executive director of the Maryland Educational Foundation since 1970, when he retired as a Colonel in the United States Marine Corps.

During the last year, the funds generated by the Educational Foundation totaled more than \$2.6 million. The membership of the Terrapin Club has expanded to 3,805 with 110 lifetime members (\$10,000 contribution), 176 Super Terrapins (\$2,500 annual contribution) 535 Diamondbackers (\$1,500 annual contribution) and 689 Gold Members (\$750 annual contribution).

More than 50 percent of all contributors did not attend Maryland, but all are strong supporters of the university, the NCAA, and the principles of competition.

The funds provided by the foundation have enabled the Terps to develop one of the best women's athletic programs in the nation. All funds go to scholarships; the scholarship programs for the female athletes is equal to the program for men's non-revenue sports.

Fields was a track star for the Terps as an undergraduate and helped lead Maryland to one of its finest days ever at the Penn Relays, as the Terps won three Championship of America relays. During World War II, Fields served in combat on Guadalcanal, Vella Lavella, Bougainville, and Iwo Jima. He also served in Korea and Vietnam. At the time of his retirement from the Corps, Fields was Deputy Director of Information, Headquarters, Marine Corps.

Gothard Lane (Randolph-Macon '71)
Assistant Athletic Director



Gothard Lane assumed the duties of assistant athletic director for non-revenue sports in March, 1982.

He began his career at Maryland in 1973, when he was hired by football coach Jerry Claiborne as a defensive backfield coach, a job he held for four years. From 1977 to 1982, Lane held the position of administrative assistant to the

director of athletics, and director of recruiting.

As assistant AD, Lane holds administrative responsibility for all men's and women's non-revenue sports.

Robert T. Stumpff (Maryland '68)
Assistant Athletic Director



Bob Stumpff returned to the Terrapin athletic department in July, 1980, as assistant athletic director for business affairs. He now supervises the game-day activities of Byrd Stadium and Cole Field House and is responsible for the daily operation of all athletic facilities, including security and scheduling.

Stumpff came to Maryland from Lewis-town, Pa., where he was on the wrestling and track teams. As an undergraduate at Maryland, he was manager of the wrestling team before receiving his degree in Transportation Administration in June, 1968. Upon graduation, he was named administrative assistant to the director of athletics, Jim Kehoe. From September, 1969 to July, 1980, Stumpff served as associate director of the Maryland Student Union. He is a 1978 graduate of the University of Kentucky's College of Business Management Institute.

Since 1970, Stumpff has been a member of the Board of Governors of the M Club and is presently an advisor to the Sigma Circle of Omicron Delta Kappa. Stumpff is also a member of the College of Athletic Business Managers Associates.

Woodrow (Woody) Williams (Morgan State '64)
Administrative Assistant



As administrative assistant, Williams will coordinate Cole Field House practice and game schedules, coordinate game day setup for men's and women's basketball and coordinate all travel arrangements for men's basketball.

He will serve as liaison between the men's basketball coaching staff and athletic department administration as

well as other University administrative personnel and will be assigned additional athletic department duties.

Williams is a graduate of Morgan State University, receiving his Bachelor of Science in Physical Education in 1964 and a Master of Science in Physical Education in 1974.

He was born in Philadelphia, June 20, 1942 and attended Glassboro, NJ, High School, graduating in 1960. He enrolled at Morgan State in 1960.

Since his graduation from Morgan State in 1964, Williams devoted 22 years to the Baltimore City Public School System. He joined the Physical Education staff at Edmondston Senior High in 1965 as a teacher and coach and developed championship teams in football, track, swimming and basketball. He moved to Lake Clifton in 1979 and continued to develop championship teams in track, football and basketball. He taught Physical Education and was the Department Head and

served as Lake Clifton's Athletic Director. He was selected basketball Coach of the Year in 1975 by the Baltimore Sun and football Coach of the Year in 1980. He was a member of the coaching staff for the McDonald's Capital Classic, 1983; the Dapper Dan All-American game, 1983; and the McDonald's All-American game in Los Angeles, 1984.

During the summer years, 1974-82, he served as field supervisor in the Mayor's Office of Manpower Resource.

He married Beverly Brown in 1966. They have a daughter, Lanaya, age 11.

John W. Zane (Maryland '60)
Sports Information Director



Entering his 19th year as sports information director at Maryland and his 28th year in sports information, Jack Zane was accorded the highest honor in his field last summer, when he was selected to the CoSIDA Hall of Fame by past members of the Hall.

Zane returned to Maryland in August, 1969, after serving as SID at The George Washington University for six years. He received his degree in Journalism from Maryland in February, 1960, after serving as student assistant to Joe Blair for three years. He served as Blair's full-time assistant for two years after graduation. While at Maryland, Zane was the first executive sports editor of the Diamondback, SMC of Pi Kappa Alpha and a member of the Sigma Delta Chi journalism fraternity.

He served seven years as a member of the NCAA Public Relations Committee and one year as a member of the NCAA public relations/promotions committee. Zane has been a member of CoSIDA for 27 years, and was elevated to the Presidency of CoSIDA at the 1985 meeting in Boston. Zane is also a member of the Football, Basketball and Baseball Writers of America, the Maryland Chapter of Sigma Delta Chi, the Atlantic Coast Conference Sportswriters and the Washington, D.C. Touchdown Club, as well as a Diamondback Member of the Terrapin Club.

A graduate of Southern (Harwood) High in Lothion, Zane is a native of Maryland and served 4½ years in the Navy before enrolling at Maryland. He is married to the former Judy Allen of Fayetteville, W. Va. and a graduate of The George Washington University.

Joseph F. Blair (Missouri '50)
Assistant Sports Information Director



Joe Blair returned to Maryland in August, 1983, where he began his public relations career 33 years before. He served as sports information director at Maryland for 13 years before joining the Washington Redskins as public relations director and head of media relations.

He has worked with the NFL Players Association, assisted at Maryland and served as a consultant for the U.S. Football League Washington Federals during his 37 years in the area.

Joe spent a total of 18 years with the Redskins, retiring after earning his Super Bowl ring in 1982, when the Redskins defeated the Miami Dolphins. He has worked with a National Championship team at Maryland (1953) and served as an assistant to the NFL at 12 Super Bowls. The "Blair Lounge" at the nearby Ledo restaurant was named after him in 1956.

In returning to Maryland four years ago, Blair rejoined Jack Zane, whom he lured to the field as a Maryland student. He served as Best Man at Zane's 1966 wedding. A product of the Missouri School of Journalism, Blair is a veteran of World War II (Air Force) and a native of Freeport, Pa.

Frank Costello (Maryland '68)
Strength and Conditioning Coach




Frank Costello assumed the position as assistant to the athletic director in 1981, and is in charge of the strength and conditioning program for the entire athletic department.

No stranger to Maryland, Costello was an All-America high jumper for the Terps from 1965-1968 and served as assistant track coach for six years after graduation.

He was named head track coach in 1974, a position he held for seven years. He developed several world-class track stars, including world record holder hurdler Renaldo Nehemiah.

Costello came to Maryland as the New Jersey high jump champion and record holder in 1963, and was undefeated in ACC, IC4A and NCAA competition in 1965, winning both NCAA titles. While competing with Maryland, he also won seven titles in the Penn Relays, the Milrose Games, the Eastern European Championships, the Southern Hemisphere Games and the French National Championship. He was ranked third in the world in 1966.

In addition to coaching track and field, Costello has published several articles on training techniques. He served as a conditioning consultant for the NFL's Green Bay Packers from 1977-80, and has served as high jump coach for the Olympic Development Program.



THE TERPS

The Washington Post

WTOP
NEWSRADIO 15

the diamondback

The

The Daily Mail

WRC-TV 4
WASHINGTON, D.C. 

The Evening Sun


on your side
WJLA-TV


40th Anniversary
WVBT-TV BALTIMORE

PRINCE GEORGES

MORNING HERALD


WTTG
METROMEDIA

WFMD
Count on us!

WMUC
AM 65
FM 88

Jefferson
Pilot
Teleproductions



PRESS COVERAGE

PRINCE GEORGE'S
THE Journal
Prince George's County's daily newspaper



Capital



WJZ 13



The Washington Times

MONTGOMERY
PRESS Journal
Montgomery County's daily newspaper



SUN

The Frederick News-Post

Metropolitan Media

Television — Channel, Affiliation, Address, Sportscasters

WRC-TV
(Channel 4 — NBC)
4001 Nebraska Ave., N.W.
Washington, D.C. 20016
George Michael, Todd Whitthorne

WUSA-TV
(Channel 9 — CBS)
4001 Brandywine St., N.W.
Washington, D.C. 20008
Glenn Brenner, James Brown,
Ken Meace

WJLA-TV
(Channel 7 — ABC)
4461 Connecticut Ave., N.W.
Washington, D.C. 20008
Frank Herzog, Rick Schwartz,
Paul Berry

WTTG-TV
(Channel 5 — Fox)
5151 Wisconsin Ave., N.W.
Washington, D.C. 20016
Steve Buckhantz

WMAR-TV
(Channel 2 — NBC)
6400 York Rd.
Baltimore, MD 21212
Scott Garceau, Martin Wyatt,
Jack Dawson, Keith Mills

WBAL-TV
(Channel 11 — CBS)
3800 Hooper Ave.
Baltimore, MD 21211
Vince Bagli, Chris Thomas

WJZ-TV
(Channel 13 — ABC)
Television Hill
Baltimore, MD 21211
John Buren, Paul Sherry

Radio — Affiliation, Address, Broadcaster

WRC (NBC)
4001 Nebraska Ave.
Washington, D.C. 20016
Bob Gotkin

WTOP (CBS)
4646 40th St.
Washington, D.C. 20015
Harvey Smilovitz

WMAL (ABC)
4400 Jenifer St.
Washington, D.C. 20015
Johnny Holliday, Ken Beatrice

WCAO (ABC)
8001 Park Heights Ave.
Baltimore, MD 21211
Bob Bartel

WBAL (CBS)
3800 Hooper Ave.
Baltimore, MD 21211
Jeff Rimer, Stan White

WFBR (ABC)
13 E. 20th St.
Baltimore, MD 21218
Doug Vair

WFMD (Independent)
P.O. Box 151
Frederick, MD 21701
Steve Melewski

WMUC (Campus Radio)
Box 99 — Univ. of Maryland
College Park, MD 20742
Joe Tollison

Wire Services:

**Associated Press/
Tim Liotto**
222 St. Paul Place
Baltimore, MD 21202
(301) 539-3524

Publication — Address, Phone Number, Sports Editor and Beat Writers

The Washington Post
1150 15th St., N.W.
Washington, D.C. 20071
(202) 334-7350
Sports Editor: George Solomon
Beat Writer: Dave Sell

Baltimore Morning Sun
Calvert & Centre Sts.
Baltimore, MD 21203
(301) 332-6123
Sports Editor: Marty Kaiser
Beat Writer: Donald Markus

Baltimore Evening Sun
Calvert & Centre Sts.
Baltimore, MD 21203
(301) 332-6418
Sports Editor: Jack Gibbons
Beat Writer: Molly Dunham,
Doug Brown

The Washington Times
3600 New York Ave., N.E.
Washington, D.C. 20002
(202) 636-3251
Sports Editor: Michael Keating
Beat Writer: Dave Elfin

Prince George's Journal
9426 Annapolis Rd.
Lanham, MD 20706
(301) 459-3131
Beat Writers: Pete Bielski,
Chris Howland

The Diamondback
3136 South Campus Dining Hall
University of Maryland
College Park, MD 20742
(301) 454-4325
Sports Editor: Tom Sinclair
Beat Writer: Dave Grening

Montgomery Journal
5721 Randolph Rd.
Rockville, MD 20852
(301) 984-5995
Beat Writers: Mark O'Hara,
Mark Tosh

Frederick News-Post
200 E. Patrick St.
Frederick, MD 21701
(301) 662-1177
Sports Editor: Stan Goldberg
Beat Writer: Stan Goldberg

Hagerstown Morning Herald
100 Summit Ave.
Hagerstown, MD 21740
(301) 733-5131
Sports Editor: Doug Dull
Beat Writer: Doug Dull

Hagerstown Daily Mail
100 Summit Ave.
Hagerstown, MD 21740
(301) 733-5131
Sports Editor: Larry Yanos
Beat Writer: Larry Yanos

Annapolis Evening Capital
213 West St.
Annapolis, MD 21404
(301) 268-5000
Sports Editor: Joe Gross
Beat Writer: Brett Friedlander

Cumberland Times
7-9 Mechanic St.
Cumberland, MD 21502
(301) 722-4600
Sports Editor: Jim Day

Salisbury Times-Square
P.O. Box 1937
Salisbury, MD 21801
(301) 749-7171
Sports Editor: Rick Cullen

Easton Star-Democrat
1 Airport Drive
Easton, MD 21601
(301) 822-1500

Carroll County Times
201 Railroad Ave.
P.O. Box 346
Westminster, MD 21157
(301) 848-4400

THE VOICES OF TERRAPIN BASKETBALL:

Johnny Holliday and Greg Manning

The most versatile broadcaster in Washington is WMAL's Johnny Holliday. His play-by-play coverage of the Maryland basketball and football games on WMAL have earned him the title as "Voice of the Terrapins." This is his ninth year as the Terps' play-by-play man. The analyst commentary will be handled by former Terrapin star, 1977-81, Greg Manning for the third year.

Holliday hosts the Maryland Coaches Corner on Television with Bob Wade and Joe Krivak. He also hosts the Redskins Review for Home Team Sports, does play-by-play of other college games as well as the Washington Bullet games for HTS.

Johnny's sports reports are heard weekday mornings on WMAL, and on the ABC Information Network mornings and afternoons across the country. He hosts the WMAL stadium show before each Redskin game, home and away. His morning shows are heard on the city's highest rated morning show, the Harden and Weaver Show.

He has been selected by the ABC radio network to anchor the Winter and Summer 1988 Olympics.

In spite of his busy schedule, Johnny still finds time to participate in a variety of community services for which he has been honored by Washingtonian Magazine as "Washingtonian of the Year." His Radio Wonders Celebrity basketball teams have raised more than a million dollars over the years for local charities. He can be seen in the off-season at the Harlequin Dinner Theater where this season he starred in the highly acclaimed premiere of 42nd Street.

Johnny and his wife, Mary Clare, are the parents of three daughters, Kellie, 27, is in her fourth year of medical school in Philadelphia. Tracie, 24, is a nurse in Neonatology at the University of Virginia Hospital. Moira, 8, is in the third grade at Stone Ridge Country Day School of the Sacred Heart.

Greg Manning's two-years as color commentator has been an exceptionally strong one. The former Terp guard is the school's all-time leader in career free throw percentage (85.8 percent), ranks second in career field goal percentage (58.3) and seventh among all-time scorers (1,561 points). During his four years as a player, the Terps posted a 79-42 record,



Johnny Holliday

advanced to the NCAA Tournament twice and advanced to the ACC Tournament Championship game twice.

Manning is one of only a handful of players in Terp history to average double-figure point totals for four straight seasons. He is also the only player in ACC history to lead the conference in both field goal and free throw percentage, a feat he accomplished in the 1979-80 season. He averaged 13.2 points per game throughout his four-year career.



THE WASHINGTON AND BALTIMORE FLAGSHIP STATIONS

WMAL
am63

radio 11
WBAL

Baltimore's NEWS-TALK Station.

— WMAL Originates Terrapin Basketball and Football


— WBAL, With its 50,000 Watt Output, is on the Basketball Network, and also Originates Terp Football




The 1986-87 Starting Five Return



Dave Dickerson



Steve Hood



Derrick Lewis



John Johnson



Teyon McCoy

